



QUARTERLY STATEMENT
AS OF SEPTEMBER 30, 2025
OF THE CONDITION AND AFFAIRS OF THE
CZECH CATHOLIC UNION

NAIC Group Code.....0000.....0000.....NAIC Company Code.....56324.....Employer's ID Number....34-0105780.....

(Current)(Prior)

Organized under the Laws of.....OH.....State of Domicile or Port of Entry....OH.....

Country of Domicile.....US.....

Licensed as business type:.....Fraternal Benefit Societies.....

Incorporated/Organized.....01/01/1879.....Commenced Business.....01/01/1879.....

Statutory Home Office.....5349 Dolloff Road.....Cleveland, OH, US 44127.....

Main Administrative Office.....5349 Dolloff Road.....216-341-0444.....

Cleveland, OH, US 44127.....(Telephone Number)

Mail Address.....5349 Dolloff Road.....Cleveland, OH, US 44127.....

Primary Location of Books and

Records.....5349 Dolloff Road.....216-341-0444.....

Cleveland, OH, US 44127.....(Telephone Number)

Internet Website Address.....WWW.CZECHCCU.ORG.....

Statutory Statement Contact.....Theresa Aveni.....216-341-0444.....

.....(Telephone Number)

theresa@czechccu.org.....216-341-0711.....

.....(E-Mail Address).....(Fax Number)

OFFICERS

Theresa Aveni, President.....

Jane M. Milczewski, Secretary.....

DIRECTORS OR TRUSTEES

.....Robert Cermak.....

Cindy Kveton.....Maryann Langevin.....

Karla Mahoney.....Allen Perk.....

Richard Prospal.....Audrey Schmidt.....

State of Ohio.....

County of Cuyahoga.....SS

The officers of this reporting entity being duly sworn, each depose and say that they are the described officers of said reporting entity, and that on the reporting period stated above, all of the herein described assets were the absolute property of the said reporting entity, free and clear from any liens or claims thereon, except as herein stated, and that this statement, together with related exhibits, schedules and explanations therein contained, annexed or referred to, is a full and true statement of all the assets and liabilities and of the condition and affairs of the said reporting entity as of the reporting period stated above, and of its income and deductions therefrom for the period ended, and have been completed in accordance with the NAIC Annual Statement Instructions and Accounting Practices and Procedures manual except to the extent that: (1) state law may differ; or, (2) that state rules or regulations require differences in reporting not related to accounting practices and procedures, according to the best of their information, knowledge and belief, respectively. Furthermore, the scope of this attestation by the described officers also includes the related corresponding electronic filing with the NAIC, when required, that is an exact copy (except for formatting differences due to electronic filing) of the enclosed statement. The electronic filing may be requested by various regulators in lieu of or in addition to the enclosed statement.

x

Theresa Aveni
President

x

Jane M. Milczewski
Secretary

x

Subscribed and sworn to before me

this.....day of

....., 2025

a. Is this an original filing? Yes

b. If no:

1. State the amendment number:

2. Date filed:

3. Number of pages attached:

x

ASSETS

		Current Statement Date			4 December 31 Prior Year Net Admitted Assets
		1 Assets	2 Nonadmitted Assets	3 Net Admitted Assets (Cols. 1 - 2)	
1.	Bonds.....	17,851,363		17,851,363	18,051,129
2.	Stocks:				
2.1	Preferred stocks.....	1,077,123		1,077,123	1,228,436
2.2	Common stocks.....	295,494		295,494	276,495
3.	Mortgage loans on real estate:				
3.1	First liens.....				
3.2	Other than first liens.....				
4.	Real estate:				
4.1	Properties occupied by the company (less \$..... encumbrances).....	66,503		66,503	68,620
4.2	Properties held for the production of income (less \$..... encumbrances).....				
4.3	Properties held for sale (less \$..... encumbrances).....				
5.	Cash (\$.....292,100), cash equivalents (\$.....) and short-term investments (\$.....).....	292,100		292,100	83,697
6.	Contract loans (including \$..... premium notes).....	46,279		46,279	52,216
7.	Derivatives.....				
8.	Other invested assets.....	—		—	—
9.	Receivables for securities.....				
10.	Securities lending reinvested collateral assets.....				
11.	Aggregate write-ins for invested assets.....				
12.	Subtotals, cash and invested assets (Lines 1 to 11).....	19,628,862		19,628,862	19,760,593
13.	Title plants less \$..... charged off (for Title insurers only).....				
14.	Investment income due and accrued.....	264,196		264,196	254,399
15.	Premiums and considerations:				
15.1	Uncollected premiums and agents' balances in the course of collection.....	682		682	2,382
15.2	Deferred premiums, agents' balances and installments booked but deferred and not yet due (including \$..... earned but unbilled premiums).....				
15.3	Accrued retrospective premiums (\$.....) and contracts subject to redetermination (\$.....).....				
16.	Reinsurance:				
16.1	Amounts recoverable from reinsurers.....				
16.2	Funds held by or deposited with reinsured companies.....				
16.3	Other amounts receivable under reinsurance contracts.....				
17.	Amounts receivable relating to uninsured plans.....				
18.1	Current federal and foreign income tax recoverable and interest thereon.....				
18.2	Net deferred tax asset.....				
19.	Guaranty funds receivable or on deposit.....				
20.	Electronic data processing equipment and software.....	26,751		26,751	31,354
21.	Furniture and equipment, including health care delivery assets (\$.....).....	5,034	5,034	—	—
22.	Net adjustment in assets and liabilities due to foreign exchange rates.....				
23.	Receivables from parent, subsidiaries and affiliates.....				
24.	Health care (\$.....) and other amounts receivable.....				
25.	Aggregate write-ins for other-than-invested assets.....				
26.	Total assets excluding Separate Accounts, Segregated Accounts and Protected Cell Accounts (Lines 12 to 25).....	19,925,525	5,034	19,920,491	20,048,728
27.	From Separate Accounts, Segregated Accounts and Protected Cell Accounts.....				
28.	Total (Lines 26 and 27).....	19,925,525	5,034	19,920,491	20,048,728
Details of Write-Ins					
1101.				
1102.				
1103.				
1198.	Summary of remaining write-ins for Line 11 from overflow page.....				
1199.	Totals (Lines 1101 through 1103 plus 1198) (Line 11 above).....				
2501.				
2502.				
2503.				
2598.	Summary of remaining write-ins for Line 25 from overflow page.....				
2599.	Totals (Lines 2501 through 2503 plus 2598) (Line 25 above).....				

LIABILITIES, SURPLUS AND OTHER FUNDS

			1	2
			Current Statement Date	December 31 Prior Year
1.	Aggregate reserve for life contracts \$..... 16,273,168 less \$..... included in Line 6.3 (including \$..... Modco Reserve)		16,273,168	16,323,474
2.	Aggregate reserve for accident and health contracts (including \$..... Modco Reserve)			
3.	Liability for deposit-type contracts (including \$..... Modco Reserve)		123,290	132,820
4.	Contract claims:			
4.1	Life		43,762	42,196
4.2	Accident and health			
5.	Policyholders' dividends/refunds to members \$..... and coupons \$..... due and unpaid			
6.	Provision for policyholders' dividends, refunds to members and coupons payable in following calendar year—estimated amounts:			
6.1	Policyholders' dividends and refunds to members apportioned for payment (including \$..... Modco)		35,000	35,000
6.2	Policyholders' dividends and refunds to members not yet apportioned (including \$..... Modco)			
6.3	Coupons and similar benefits (including \$..... Modco)			
7.	Amount provisionally held for deferred dividend policies not included in Line 6			
8.	Premiums and annuity considerations for life and accident and health contracts received in advance less \$..... discount; including \$..... accident and health premiums		2,874	2,289
9.	Contract liabilities not included elsewhere:			
9.1	Surrender values on canceled contracts			
9.2	Provision for experience rating refunds, including the liability of \$..... accident and health experience rating refunds of which \$..... is for medical loss ratio rebate per the Public Health Service Act			
9.3	Other amounts payable on reinsurance, including \$..... assumed and \$..... ceded			
9.4	Interest Maintenance Reserve		13,714	9,457
10.	Commissions to agents due or accrued-life and annuity contracts \$....., accident and health \$..... and deposit-type contract funds \$.....			
11.	Commissions and expense allowances payable on reinsurance assumed			
12.	General expenses due or accrued			10,676
13.	Transfers to Separate Accounts due or accrued (net) (including \$..... accrued for expense allowances recognized in reserves, net of reinsured allowances)			
14.	Taxes, licenses and fees due or accrued, excluding federal income taxes			
15.1	Current federal and foreign income taxes, including \$..... on realized capital gains (losses)			
15.2	Net deferred tax liability			
16.	Unearned investment income			
17.	Amounts withheld or retained by reporting entity as agent or trustee		62,864	62,482
18.	Amounts held for agents' account, including \$..... agents' credit balances			
19.	Remittances and items not allocated			
20.	Net adjustment in assets and liabilities due to foreign exchange rates			
21.	Liability for benefits for employees and agents if not included above			
22.	Borrowed money \$..... and interest thereon \$.....			
23.	Dividends to stockholders declared and unpaid			
24.	Miscellaneous liabilities:			
24.01	Asset valuation reserve		317,200	356,273
24.02	Reinsurance in unauthorized and certified (\$.....) companies			
24.03	Funds held under reinsurance treaties with unauthorized and certified (\$.....) reinsurers			
24.04	Payable to parent, subsidiaries and affiliates			
24.05	Drafts outstanding		9,958	5,878
24.06	Liability for amounts held under uninsured plans			
24.07	Funds held under coinsurance			
24.08	Derivatives			
24.09	Payable for securities			
24.10	Payable for securities lending			
24.11	Capital notes \$..... and interest thereon \$.....			
25.	Aggregate write-ins for liabilities		12,008	12,008
26.	Total liabilities excluding Separate Accounts business (Lines 1 to 25)		16,893,837	16,992,553
27.	From Separate Accounts statement			
28.	Total liabilities (Lines 26 and 27)		16,893,837	16,992,553
29.	Common capital stock			
30.	Preferred capital stock			
31.	Aggregate write-ins for other-than-special surplus funds			
32.	Surplus notes			
33.	Gross paid in and contributed surplus			
34.	Aggregate write-ins for special surplus funds			
35.	Unassigned funds (surplus)		3,026,654	3,056,175
36.	Less treasury stock, at cost:			
36.1	shares common (value included in Line 29 \$.....)			
36.2	shares preferred (value included in Line 30 \$.....)			
37.	Surplus (Total Lines 31 + 32 + 33 + 34 + 35 - 36) (including \$..... in Separate Accounts Statement)		3,026,654	3,056,175
38.	Totals of Lines 29, 30 and 37		3,026,654	3,056,175
39.	Totals of Lines 28 and 38 (Page 2, Line 28, Col. 3)		19,920,491	20,048,728
Details of Write-Ins				
2501.	CONVENTION EXPENSE RESERVE		12,008	12,008
2502.	Rounding			
2503.				
2598.	Summary of remaining write-ins for Line 25 from overflow page			
2599.	Totals (Lines 2501 through 2503 plus 2598) (Line 25 above)		12,008	12,008
3101.				
3102.				
3103.				
3198.	Summary of remaining write-ins for Line 31 from overflow page			
3199.	Totals (Lines 3101 through 3103 plus 3198) (Line 31 above)			
3401.				
3402.				
3403.				
3498.	Summary of remaining write-ins for Line 34 from overflow page			
3499.	Totals (Lines 3401 through 3403 plus 3498) (Line 34 above)			

SUMMARY OF OPERATIONS

		1	2	3
		Current Year To Date	Prior Year To Date	Prior Year Ended December 31
1.	Premiums and annuity considerations for life and accident and health contracts	51,482	640,211	836,814
2.	Considerations for supplementary contracts with life contingencies			
3.	Net investment income	740,438	730,144	893,042
4.	Amortization of Interest Maintenance Reserve (IMR)	(4,257)	(2,928)	(3,905)
5.	Separate Accounts net gain from operations excluding unrealized gains or losses			
6.	Commissions and expense allowances on reinsurance ceded			
7.	Reserve adjustments on reinsurance ceded			
8.	Miscellaneous Income:			
8.1	Income from fees associated with investment management, administration and contract guarantees from Separate Accounts			
8.2	Charges and fees for deposit-type contracts			
8.3	Aggregate write-ins for miscellaneous income	480	1,871	1,990
9.	Totals (Lines 1 to 8.3)	788,143	1,369,298	1,727,941
10.	Death benefits	62,419	139,676	186,636
11.	Matured endowments (excluding guaranteed annual pure endowments)			
12.	Annuity benefits	452,422	737,280	866,103
13.	Disability benefits and benefits under accident and health contracts			
14.	Coupons, guaranteed annual pure endowments and similar benefits			
15.	Surrender benefits and withdrawals for life contracts	46,849	39,172	98,061
16.	Group conversions			
17.	Interest and adjustments on contract or deposit-type contract funds			
18.	Payments on supplementary contracts with life contingencies			
19.	Increase in aggregate reserves for life and accident and health contracts	(50,307)	163,485	266,831
20.	Totals (Lines 10 to 19)	511,383	1,079,613	1,417,631
21.	Commissions on premiums, annuity considerations, and deposit-type contract funds (direct business only)			
22.	Commissions and expense allowances on reinsurance assumed			
23.	General insurance expenses and fraternal expenses	293,644	292,748	297,471
24.	Insurance taxes, licenses and fees, excluding federal income taxes	10,199	10,205	14,607
25.	Increase in loading on deferred and uncollected premiums			
26.	Net transfers to or (from) Separate Accounts net of reinsurance			
27.	Aggregate write-ins for deductions			5,500
28.	Totals (Lines 20 to 27)	815,226	1,382,566	1,735,209
29.	Net gain from operations before dividends to policyholders and federal income taxes (Line 9 minus Line 28)	(27,083)	(13,268)	(7,268)
30.	Dividends to policyholders and refunds to members	-		35,000
31.	Net gain from operations after dividends to policyholders, refunds to members and before federal income taxes (Line 29 minus Line 30)	(27,083)	(13,268)	(42,268)
32.	Federal and foreign income taxes incurred (excluding tax on capital gains)			
33.	Net gain from operations after dividends to policyholders, refunds to members and federal income taxes and before realized capital gains or (losses) (Line 31 minus Line 32)	(27,083)	(13,268)	(42,268)
34.	Net realized capital gains (losses) (excluding gains (losses) transferred to the IMR) less capital gains tax of \$..... (excluding taxes of \$..... transferred to the IMR)	(3,915)	(805)	(796)
35.	Net income (Line 33 plus Line 34)	(30,998)	(14,073)	(43,064)
Capital and Surplus Account				
36.	Capital and surplus, December 31, prior year	3,056,175	3,098,777	3,098,777
37.	Net income (Line 35)	(30,998)	(14,073)	(43,064)
38.	Change in net unrealized capital gains (losses) less capital gains tax of \$.....	(38,221)	33,899	13,172
39.	Change in net unrealized foreign exchange capital gain (loss)			
40.	Change in net deferred income tax			
41.	Change in nonadmitted assets	600	106	(1,952)
42.	Change in liability for reinsurance in unauthorized and certified companies			
43.	Change in reserve on account of change in valuation basis, (increase) or decrease			
44.	Change in asset valuation reserve	39,074	(5,090)	(10,758)
45.	Change in treasury stock			
46.	Surplus (contributed to) withdrawn from Separate Accounts during period			
47.	Other changes in surplus in Separate Accounts Statement			
48.	Change in surplus notes			
49.	Cumulative effect of changes in accounting principles			
50.	Capital changes:			
50.1	Paid in			
50.2	Transferred from surplus (Stock Dividend)			
50.3	Transferred to surplus			
51.	Surplus adjustment:			
51.1	Paid in			
51.2	Transferred to capital (Stock Dividend)			
51.3	Transferred from capital			
51.4	Change in surplus as a result of reinsurance			
52.	Dividends to stockholders			
53.	Aggregate write-ins for gains and losses in surplus	24	1	
54.	Net change in capital and surplus (Lines 37 through 53)	(29,521)	14,842	(42,602)
55.	Capital and surplus as of statement date (Lines 36 + 54)	3,026,654	3,113,619	3,056,175
Details of Write-Ins				
08.301.	Convention Ads			
08.302.	Sundry refunds/Misc.	480	1,871	1,990
08.303.	ROUNDING			
08.398.	Summary of remaining write-ins for Line 8.3 from overflow page			
08.399	Totals (Lines 08.301 through 08.303 plus 08.398) (Line 8.3 above)	480	1,871	1,990
2701.	Convention Expenses			5,500
2702.	Misc			
2703.			
2798.	Summary of remaining write-ins for Line 27 from overflow page			
2799.	Totals (Lines 2701 through 2703 plus 2798) (Line 27 above)			5,500
5301.	ROUNDING	24	1	
5302.			
5303.			
5398.	Summary of remaining write-ins for Line 53 from overflow page			
5399.	Totals (Lines 5301 through 5303 plus 5398) (Line 53 above)	24	1	

CASH FLOW			
	1	2	3
	Current Year To Date	Prior Year To Date	Prior Year Ended December 31
Cash from Operations			
1. Premiums collected net of reinsurance	53,767	641,888	834,708
2. Net investment income	793,755	773,596	980,924
3. Miscellaneous income	480	1,871	1,990
4. Total (Lines 1 to 3)	848,002	1,417,355	1,817,622
5. Benefit and loss related payments	560,123	934,271	1,191,293
6. Net transfers to Separate Accounts, Segregated Accounts and Protected Cell Accounts			
7. Commissions, expenses paid and aggregate write-ins for deductions	314,519	302,953	356,902
8. Dividends paid to policyholders	–	–	35,000
9. Federal and foreign income taxes paid (recovered) net of \$..... tax on capital gains (losses)			
10. Total (Lines 5 through 9)	874,642	1,237,224	1,583,195
11. Net cash from operations (Line 4 minus Line 10)	(26,640)	180,131	234,427
Cash from Investments			
12. Proceeds from investments sold, matured or repaid:			
12.1 Bonds	1,112,483	1,031,636	1,437,681
12.2 Stocks	140,566	102,341	102,341
12.3 Mortgage loans			
12.4 Real estate			
12.5 Other invested assets			
12.6 Net gains or (losses) on cash, cash equivalents and short-term investments			
12.7 Miscellaneous proceeds	–	–	–
12.8 Total investment proceeds (Lines 12.1 to 12.7)	1,253,049	1,133,977	1,540,022
13. Cost of investments acquired (long-term only):			
13.1 Bonds	973,577	1,197,319	1,796,810
13.2 Stocks	50,556		
13.3 Mortgage loans			
13.4 Real estate			
13.5 Other invested assets			
13.6 Miscellaneous applications	–	–	–
13.7 Total investments acquired (Lines 13.1 to 13.6)	1,024,133	1,197,319	1,796,810
14. Net increase/(decrease) in contract loans and premium notes	(5,937)	1,276	(7,536)
15. Net cash from investments (Line 12.8 minus Line 13.7 and Line 14)	234,853	(64,618)	(249,252)
Cash from Financing and Miscellaneous Sources			
16. Cash provided (applied):			
16.1 Surplus notes, capital notes			
16.2 Capital and paid in surplus, less treasury stock			
16.3 Borrowed funds			
16.4 Net deposits on deposit-type contracts and other insurance liabilities	(9,530)	(9,531)	(7,802)
16.5 Dividends to stockholders			
16.6 Other cash provided (applied)	9,720	3,749	(1,651)
17. Net cash from financing and miscellaneous sources (Line 16.1 through Line 16.4 minus Line 16.5 plus Line 16.6)	190	(5,782)	(9,453)
Reconciliation of Cash, Cash Equivalents and Short-Term Investments			
18. Net change in cash, cash equivalents and short-term investments (Line 11, plus Lines 15 and 17)	208,403	109,731	(24,278)
19. Cash, cash equivalents and short-term investments:			
19.1 Beginning of year	83,697	107,975	107,975
19.2 End of period (Line 18 plus Line 19.1)	292,100	217,706	83,697
Note: Supplemental disclosures of cash flow information for non-cash transactions:			
20.0001.			

EXHIBIT 1
DIRECT PREMIUMS AND DEPOSIT-TYPE CONTRACTS

		1	2	3
		Current Year To Date	Prior Year To Date	Prior Year Ended December 31
1.	Individual life.....	20,184	18,849	167,791
2.	Group life.....			
3.	Individual annuities.....	31,298	621,362	669,560
4.	Group annuities.....			
5.	Accident & health.....			
6.	Fraternal.....			
7.	Other lines of business.....			
8.	Subtotal (Lines 1 through 7).....	51,482	640,211	837,351
9.	Deposit-type contracts.....			
10.	Total (Lines 8 and 9).....	51,482	640,211	837,351

Notes to the Financial Statements

1. Summary of Significant Accounting Policies and Going Concern

A. Accounting Practices

The financial statements of the Czech Catholic Union are presented on the basis of the accounting practices prescribed or permitted by the Ohio Insurance Department. The Ohio Department of Insurance recognizes only statutory accounting practices prescribed by the State of Ohio for determining and reporting the financial condition and Benefit Society, for determining its solvency under the Ohio Insurance Law. The National Association of Insurance Commissioners (NAIC) Accounting Practices and Procedures adopted as a component of prescribed or permitted practices by the State of Ohio.

	SSAP #	F/S Page	F/S Line #	09/30/2025	12/31/2024
Net Income					
(1) State basis (Page 4, Line 35, Columns 1 & 3)	XXX	XXX	XXX	\$ (30,998)	\$ (43,064)
(2) State prescribed practices that are an increase / (decrease) from NAIC SAP:					
(3) State permitted practices that are an increase / (decrease) from NAIC SAP:					
(4) NAIC SAP (1-2-3=4)	XXX	XXX	XXX	<u>\$ (30,998)</u>	<u>\$ (43,064)</u>
Surplus					
(5) State basis (Page 3, Line 38, Columns 1 & 2)	XXX	XXX	XXX	\$ 3,026,654	\$ 3,056,175
(6) State prescribed practices that are an increase / (decrease) from NAIC SAP:					
(7) State permitted practices that are an increase / (decrease) from NAIC SAP:					
(8) NAIC SAP (5-6-7=8)	XXX	XXX	XXX	<u>\$ 3,026,654</u>	<u>\$ 3,056,175</u>

B. Use of Estimates in the Preparation of the Financial Statements

The preparation of financial statements in conformity with Statutory Accounting Principles requires management to make estimates and assumptions that affect reported amounts of assets and liabilities. It also requires disclosures of contingent assets and liabilities at the date of the financial statements and the reported amounts of revenue and expenses during the period. Actual results could differ from those estimates.

C. Accounting Policy

Life premiums are recognized as income over the premium paying period of the related policies. Annuity considerations are recognized as revenue when received.

Expenses incurred in connection with acquiring new insurance business , including acquisition costs such as sales commissions are charged to operations as incurred.

The amount of dividends to be paid to policyholders is determined annually by the Union's Executive Committee. The aggregate amount of policyholders' dividends is related to actual interest, mortality, morbidity and expense experience for the year and judgement as to the appropriate level of statutory surplus to be retained by the Union.

- (1) Short-term investments - No Significant Changes
- (2) Basis for Bonds and Amortization Schedule

Bonds are stated at amortized cost using the interest method. Also, callable bonds are amortized to call versus maturity. Bonds rated NAIC Class 6 are valued at market.

- (3) Common stocks - No Significant Changes
- (4) Basis for Preferred Stocks

The basis is cost or amortized value in accordance with NAIC procedures. If a preferred has a call date they are amortized to call.

- (5) Mortgage loans - No Significant Changes
- (6) Basis for Loan-Backed Securities and Adjustment Methodology

The basis for loan backed securities are handled the same way as bonds as described in item C(2) above.

- (7) Investments in subsidiaries, controlled and affiliated entities - No Significant Changes
- (8) Investments in joint ventures, partnerships and limited liability entities - No Significant Changes
- (9) Derivatives - No Significant Changes
- (10) Investment income as a factor in the premium deficiency calculation - No Significant Changes
- (11) Liabilities for losses and loss/claim adjustment expenses - No Significant Changes
- (12) Changes in capitalization policy - No Significant Changes
- (13) Pharmaceutical rebate receivables - No Significant Changes

D. Going Concern

After evaluating the Union's ability to continue as a going concern, management is not aware of any conditions or events which raised substantial doubts concerning the Union's ability as a going concern as of the date of this filing.

- 2. Accounting Changes and Corrections of Errors - No Significant Changes
- 3. Business Combinations and Goodwill - None
- 4. Discontinued Operations - None

Notes to the Financial Statements

5. Investments

- A. Mortgage Loans, including Mezzanine Real Estate Loans - None
- B. Debt Restructuring - Not Applicable
- C. Reverse Mortgages - Not Applicable
- D. Asset-Backed Securities - Not Applicable
- E. Dollar Repurchase Agreements and/or Securities Lending Transactions

(1) Policy for requiring collateral or security - None

(2) Carrying amount and classification of assets pledged as collateral and not reclassified and separately reported - None

(3) Collateral received - None

(4) Securities lending transactions administered by an affiliated agent - None

(5) Collateral reinvestment - None

(6) Collateral not permitted by contract or custom to sell or repledge - None

(7) Collateral for securities lending transactions that extend beyond one year from the reporting date - None
- F. Repurchase Agreements Transactions Accounted for as Secured Borrowing - Not Applicable
- G. Reverse Repurchase Agreements Transactions Accounted for as Secured Borrowing - Not Applicable
- H. Repurchase Agreements Transactions Accounted for as a Sale - Not Applicable
- I. Reverse Repurchase Agreements Transactions Accounted for as a Sale - Not Applicable
- J. Real Estate - None
- K. Investments in Tax Credit Structures (tax credit investments)

(1) N/A

(2) N/A

(3) N/A

(4) N/A

(5) N/A

(6) N/A

(7) N/A

(8) N/A
- L. Restricted Assets - None
- M. Working Capital Finance Investments - None
- N. Offsetting and Netting of Assets and Liabilities - None
- O. 5GI Securities - None
- P. Short Sales - None
- Q. Prepayment Penalty and Acceleration Fees

	General Account	Separate Account
(1) Number of CUSIPs.....
(2) Aggregate amount of investment income.....	\$.....	\$.....

R. Reporting Entity's Share of Cash Pool by Asset Type

Asset Type	Percent Share
(1) Cash.....%
(2) Cash Equivalents.....%
(3) Short-Term Investments.....%
(4) Total (Must equal 100%).....%

Notes to the Financial Statements

5. Investments (Continued)

S. Aggregate Collateral Loans by Qualifying Investment Collateral

	Collateral Type	Aggregate Collateral Loan	Admitted	Nonadmitted
(1)	Cash, Cash Equivalent & ST Investments			
	a. Affiliated	\$	\$	\$
	b. Unaffiliated			
(2)	Issuer Credit Obligations			
	a. Affiliated			
	b. Unaffiliated			
(3)	Asset-Backed Securities			
	a. Affiliated			
	b. Unaffiliated			
(4)	Preferred Stocks			
	a. Affiliated			
	b. Unaffiliated			
(5)	Common Stocks			
	a. Affiliated			
	b. Unaffiliated			
(6)	Real Estate			
	a. Affiliated			
	b. Unaffiliated			
(7)	Mortgage Loans			
	a. Affiliated			
	b. Unaffiliated			
(8)	Joint Ventures, Partnerships, LLC			
	a. Affiliated			
	b. Unaffiliated			
(9)	Other Qualifying Investments			
	a. Affiliated			
	b. Unaffiliated			
(10)	Collateral Does not Qualify as an Investment			
	a. Affiliated			
	b. Unaffiliated			
(11)	Total	\$	\$	\$

6. Joint Ventures, Partnerships and Limited Liability Companies

- A. Investments in Joint Ventures, Partnerships or Limited Liability Companies that Exceed 10% of Admitted Assets
CCU's investment policy states - no more than 2% of CCU's admitted assets will be invested in a single issue.
- B. Impaired Investments in Joint Ventures, Partnerships and Limited Liability Companies
None

7. Investment Income

- A. Due and Accrued Income Excluded from Surplus
The bases, by category of investment income, for excluding (nonadmitting) any investment income due and accrued:

Bonds and other invested assets are excluded when collection of interest is uncertain and/or the bond is in default.
- B. Total Amount Excluded
Total amount excluded was zero in 2025
.
- C. The gross, nonadmitted and admitted amounts for interest income due and accrued

Interest Income Due and Accrued	Amount
1. Gross	\$ 264,196
2. Nonadmitted	\$
3. Admitted	\$ 264,196

- D. The aggregate deferred interest

	Amount
Aggregate Deferred Interest	\$

Notes to the Financial Statements

7. Investment Income (Continued)

E. The cumulative amounts of paid-in-kind (PIK) interest included in the current principal balance

	Amount
Cumulative amounts of PIK interest included in the current principal balance	\$

8. Derivative Instruments - None

9. Income Taxes - None

10. Information Concerning Parent, Subsidiaries, Affiliates and Other Related Parties - None

11. Debt

A. None

B. FHLB (Federal Home Loan Bank) Agreements - None

12. Retirement Plans, Deferred Compensation, Postemployment Benefits and Compensated Absences and Other Postretirement Benefit Plans - None

13. Capital and Surplus, Dividend Restrictions and Quasi-Reorganizations - None

14. Liabilities, Contingencies and Assessments - None

15. Leases - No Significant Changes

16. Information About Financial Instruments With Off-Balance-Sheet Risk And Financial Instruments With Concentrations of Credit Risk - None

17. Sale, Transfer and Servicing of Financial Assets and Extinguishments of Liabilities - None

18. Gain or Loss to the Reporting Entity from Uninsured Plans and the Uninsured Portion of Partially Insured Plans - None

19. Direct Premium Written/Produced by Managing General Agents/Third Party Administrators - None

20. Fair Value Measurements

A. Fair Value Measurement

(1) Fair value measurements at reporting date

Description for each class of asset or liability	Level 1	Level 2	Level 3	Net Asset Value (NAV)	Total
a. Assets at fair value					
COMMON STOCK	\$ 295,494	\$	\$	\$	\$ 295,494
BONDS CODE 6		1,912			1,912
Total assets at fair value/NAV	<u>\$ 295,494</u>	<u>\$ 1,912</u>	<u>\$</u>	<u>\$</u>	<u>\$ 297,406</u>
b. Liabilities at fair value					
Total liabilities at fair value	<u>\$</u>	<u>\$</u>	<u>\$</u>	<u>\$</u>	<u>\$</u>

(2) Fair value measurements in Level 3 of the fair value hierarchy - None

(3) Policy on transfers into and out of Level 3 - None

(4) Inputs and techniques used for Level 2 and Level 3 fair values - None

(5) Derivatives - None

B. Other Fair Value Disclosures - None

C. Fair Values for All Financial Instruments by Level 1, 2 and 3

N/A

Type of Financial Instrument	Aggregate Fair Value	Admitted Assets	Level 1	Level 2	Level 3	Net Asset Value (NAV)	Not Practicable (Carrying Value)
BONDS	\$ 16,874,038	\$ 17,851,363	\$	\$ 16,874,038	\$	\$	\$
COMMON STOCKS	295,494	295,494	295,494				
PREFERRED STOCKS	1,077,124	1,077,124		1,077,124			
CASH AND EQUIVALENTS	292,100	292,100	292,100				
TOTALS	18,538,756	19,516,071	587,594	17,951,162			

D. Not Practicable to Estimate Fair Value - None

E. Nature and Risk of Investments Reported at NAV - None

21. Other Items

A. Unusual or Infrequent Items

None

B. Troubled Debt Restructuring - Not Applicable

C. Other Disclosures - Not Applicable

D. Business Interruption Insurance Recoveries - Not Applicable

E. State and Federal Tax Credits

N/A

Notes to the Financial Statements

21. Other Items (Continued)

(1) Carrying value of state and federal tax credits, disaggregated by transferable/certificated and non-transferable, gross of any related tax liabilities by jurisdiction and in total

Description of Transferable and Non-transferable Tax Credits	Jurisdiction	Carrying Value	Unused Amount
Total.....		\$.....	\$.....

N/A

(2) Total unused tax credits by jurisdiction, disaggregated by transferable/certificated and non-transferable

N/A

	Jurisdiction	Transferable/Certified	Nontransferable	Total
a. State				
Total.....				
b. Federal.....				
c. Total (a+b).....		\$.....	\$.....	\$.....

N/A

(3) Method of estimating utilization of remaining state and federal tax credits

N/A

(4) Impairment loss

N/A

(5) State and federal tax credits admitted and nonadmitted disaggregated by transferable/certificated and non-transferable

N/A

	Total Admitted	Total Nonadmitted
a. State		
1. Transferable.....	\$.....	\$.....
2. Non-transferable.....		
b. Federal		
1. Transferable.....	\$.....	\$.....
2. Non-transferable.....		

N/A

(6) Any commitment or contingent commitment to purchase tax credits

N/A

- F. Subprime-Mortgage-Related Risk Exposure - Not Applicable
- G. Retained Assets - Not Applicable
- H. Insurance-Linked Securities (ILS) Contracts - Not Applicable
- I. The Amount That Could Be Realized on Life Insurance Where the Reporting Entity is Owner and Beneficiary or Has Otherwise Obtained Rights to Control the Policy - Not Applicable
- J. Reporting Net Negative (Disallowed) Interest Maintenance Reserve (IMR)

(1) Net negative (disallowed) IMR

Total	General Account	Insulated Separate Account	Non-Insulated Separate Account
\$.....	\$.....	\$.....	\$.....

(2) Negative (disallowed) IMR admitted

Total	General Account	Insulated Separate Account	Non-Insulated Separate Account
\$.....	\$.....	\$.....	\$.....

(3) Calculated adjusted capital and surplus

	Total
a. Prior Period General Account Capital & Surplus From Prior Period SAP Financials.....	\$.....
b. Net Positive Goodwill (admitted).....	
c. EDP Equipment & Operating System Software (admitted).....	
d. Net DTAs (admitted).....	
e. Net Negative (disallowed) IMR (admitted).....	
f. Adjusted Capital & Surplus (a-(b+c+d+e)).....	\$.....

Notes to the Financial Statements

21. Other Items (Continued)

(4) Percentage of adjusted capital and surplus

	Total
Percentage of Total Net Negative (disallowed) IMR admitted in General Account or recognized in Separate Account to adjusted capital and surplus.....	%

(5) Allocated gains/losses to IMR from derivatives

	Gains	Losses
a. General Account		
1. Unamortized Fair Value Derivative Gains & Losses Realized to IMR – Prior Period.....	\$	\$
2. Fair Value Derivative Gains & Losses Realized to IMR – Added in Current Period.....		
3. Fair Value Derivative Gains & Losses Amortized Over Current Period.....		
4. Unamortized Fair Value Derivative Gains & Losses Realized to IMR – Current Period Total (1+2-3)....	\$	\$
b. Separate Account - Insulated		
1. Unamortized Fair Value Derivative Gains & Losses Realized to IMR – Prior Period.....	\$	\$
2. Fair Value Derivative Gains & Losses Realized to IMR – Added in Current Period.....		
3. Fair Value Derivative Gains & Losses Amortized Over Current Period.....		
4. Unamortized Fair Value Derivative Gains & Losses Realized to IMR – Current Period Total (1+2-3)....	\$	\$
c. Separate Account – Non-Insulated		
1. Unamortized Fair Value Derivative Gains & Losses Realized to IMR – Prior Period.....	\$	\$
2. Fair Value Derivative Gains & Losses Realized to IMR – Added in Current Period.....		
3. Fair Value Derivative Gains & Losses Amortized Over Current Period.....		
4. Unamortized Fair Value Derivative Gains & Losses Realized to IMR – Current Period Total (1+2-3)....	\$	\$

22. Events Subsequent

Subsequent events have been considered for the statutory financial statements. There were no events occurring subsequent to the end of the year that merited recognition or disclosure in these statements.

23. Reinsurance - No Significant Changes

24. Retrospectively Rated Contracts & Contracts Subject to Redetermination

- A. Method Used to Estimate - None
- B. Method Used to Record - None
- C. Amount and Percent of Net Retrospective Premiums - None
- D. Medical Loss Ratio Rebates Required Pursuant to the Public Health Service Act - None
- E. Risk-Sharing Provisions of the Affordable Care Act (ACA)
- (1) Accident and health insurance premium subject to the Affordable Care Act risk-sharing provisions

Did the reporting entity write accident and health insurance premium which is subject to the Affordable Care Act risk sharing provisions? NO

- (2) Impact of Risk-Sharing Provisions of the Affordable Care Act on admitted assets, liabilities and revenue for the current year - None
- (3) Roll-forward of prior year ACA risk-sharing provisions for the following asset (gross of any nonadmission) and liability balances, along with the reasons for adjustments to prior year balance - None

25. Change in Incurred Losses and Loss Adjustment Expenses

- A. Reasons for Changes in the Provision for Incurred Loss and Loss Adjustment Expenses Attributable to Insured Events of Prior Years
- The Union has had no incurred losses or loss adjustment expenses.
- B. Significant Changes in Methodologies and Assumptions Used in Calculating the Liability for Unpaid Losses and Loss Adjustment Expenses
- No changes in methodologies or assumptions used in calculating the liability for unpaid losses.

26. Intercompany Pooling Arrangements - None

27. Structured Settlements - None

28. Health Care Receivables - None

29. Participating Policies - No Significant Changes

30. Premium Deficiency Reserves

The Union has no Deficiency Reserves.

1. Liability carried for premium deficiency reserves:..... \$
2. Date of the most recent evaluation of this liability:.....
3. Was anticipated investment income utilized in the calculation?.....

31. Reserves for Life Contracts and Annuity Contracts - No Significant Changes

Notes to the Financial Statements

- 32. Analysis of Annuity Actuarial Reserves and Deposit-Type Contract Liabilities by Withdrawal Characteristics - No Significant Changes
- 33. Analysis of Life Actuarial Reserves by Withdrawal Characteristics - No Significant Changes
- 34. Premiums and Annuity Considerations Deferred and Uncollected - No Significant Changes
- 35. Separate Accounts - None
- 36. Loss/Claim Adjustment Expenses - None

GENERAL INTERROGATORIES
PART 1 - COMMON INTERROGATORIES

GENERAL

- 1.1 Did the reporting entity experience any material transactions requiring the filing of Disclosure of Material Transactions with the State of Domicile, as required by the Model Act?..... NO
- 1.2 If yes, has the report been filed with the domiciliary state?.....
- 2.1 Has any change been made during the year of this statement in the charter, by-laws, articles of incorporation, or deed of settlement of the reporting entity?..... NO
- 2.2 If yes, date of change:.....
- 3.1 Is the reporting entity a member of an Insurance Holding Company System consisting of two or more affiliated persons, one or more of which is an insurer?..... NO
If yes, complete Schedule Y, Parts 1 and 1A.
- 3.2 Have there been any substantial changes in the organizational chart since the prior quarter end?..... NO
- 3.3 If the response to 3.2 is yes, provide a brief description of those changes.
.....
- 3.4 Is the reporting entity publicly traded or a member of a publicly traded group?..... No
- 3.5 If the response to 3.4 is yes, provide the CIK (Central Index Key) code issued by the SEC for the entity/group.....
- 4.1 Has the reporting entity been a party to a merger or consolidation during the period covered by this statement?..... NO
- 4.2 If yes, provide the name of entity, NAIC Company Code, and state of domicile (use two letter state abbreviation) for any entity that has ceased to exist as a result of the merger or consolidation.

1	2	3
Name of Entity	NAIC Company Code	State of Domicile

5. If the reporting entity is subject to a management agreement, including third-party administrator(s), managing general agent(s), attorney-in-fact, or similar agreement, have there been any significant changes regarding the terms of the agreement or principals involved?..... NO
If yes, attach an explanation.
.....
- 6.1 State as of what date the latest financial examination of the reporting entity was made or is being made.....12/31/2024
- 6.2 State the as of date that the latest financial examination report became available from either the state of domicile or the reporting entity. This date should be the date of the examined balance sheet and not the date the report was completed or released.....04/21/2025
- 6.3 State as of what date the latest financial examination report became available to other states or the public from either the state of domicile or the reporting entity. This is the release date or completion date of the examination report and not the date of the examination (balance sheet date).....04/21/2025
- 6.4 By what department or departments?
OHIO DEPARTMENT OF INSURANCE.....
- 6.5 Have all financial statement adjustments within the latest financial examination report been accounted for in a subsequent financial statement filed with Departments?..... N/A
- 6.6 Have all of the recommendations within the latest financial examination report been complied with?..... NO
- 7.1 Has this reporting entity had any Certificates of Authority, licenses or registrations (including corporate registration, if applicable) suspended or revoked by any governmental entity during the reporting period?..... NO
- 7.2 If yes, give full information
.....
- 8.1 Is the company a subsidiary of a bank holding company regulated by the Federal Reserve Board?..... NO
- 8.2 If response to 8.1 is yes, please identify the name of the bank holding company.
.....
- 8.3 Is the company affiliated with one or more banks, thrifts or securities firms?..... NO
- 8.4 If response to 8.3 is yes, please provide below the names and location (city and state of the main office) of any affiliates regulated by a federal regulatory services agency [i.e. the Federal Reserve Board (FRB), the Office of the Comptroller of the Currency (OCC), the Federal Deposit Insurance Corporation (FDIC) and the Securities Exchange Commission (SEC)] and identify the affiliates primary federal regulator.

1	2	3	4	5	6
Affiliate Name	Location (City, State)	FRB	OCC	FDIC	SEC

GENERAL INTERROGATORIES
PART 1 - COMMON INTERROGATORIES

9.1 Are the senior officers (principal executive officer, principal financial officer, principal accounting officer or controller, or persons performing similar functions) of the reporting entity subject to a code of ethics, which includes the following standards?..... YES

(a) Honest and ethical conduct, including the ethical handling of actual or apparent conflicts of interest between personal and professional relationships;

(b) Full, fair, accurate, timely and understandable disclosure in the periodic reports required to be filed by the reporting entity;

(c) Compliance with applicable governmental laws, rules and regulations;

(d) The prompt internal reporting of violations to an appropriate person or persons identified in the code; and

(e) Accountability for adherence to the code.

9.11 If the response to 9.1 is No, please explain:

9.2 Has the code of ethics for senior managers been amended?..... NO

9.21 If the response to 9.2 is Yes, provide information related to amendment(s).

9.3 Have any provisions of the code of ethics been waived for any of the specified officers?..... NO

9.31 If the response to 9.3 is Yes, provide the nature of any waiver(s).

FINANCIAL

10.1 Does the reporting entity report any amounts due from parent, subsidiaries or affiliates on Page 2 of this statement?..... NO

10.2 If yes, indicate any amounts receivable from parent included in the Page 2 amount:..... \$

INVESTMENT

11.1 Were any of the stocks, bonds, or other assets of the reporting entity loaned, placed under option agreement, or otherwise made available for use by another person? (Exclude securities under securities lending agreements.)..... NO

11.2 If yes, give full and complete information relating thereto:

12. Amount of real estate and mortgages held in other invested assets in Schedule BA:..... \$

13. Amount of real estate and mortgages held in short-term investments:..... \$

14.1 Does the reporting entity have any investments in parent, subsidiaries and affiliates?..... NO

14.2 If yes, please complete the following:

	1	2
	Prior Year-End Book / Adjusted Carrying Value	Current Quarter Book / Adjusted Carrying Value
14.21 Bonds.....	\$.....	\$.....
14.22 Preferred Stock.....
14.23 Common Stock.....
14.24 Short-Term Investments.....
14.25 Mortgage Loans on Real Estate.....
14.26 All Other.....
14.27 Total Investment in Parent, Subsidiaries and Affiliates (Subtotal Lines 14.21 to 14.26).....
14.28 Total Investment in Parent included in Lines 14.21 to 14.26 above.....

15.1 Has the reporting entity entered into any hedging transactions reported on Schedule DB?..... NO

15.2 If yes, has a comprehensive description of the hedging program been made available to the domiciliary state?..... N/A

If no, attach a description with this statement.

16. For the reporting entity's security lending program, state the amount of the following as of the current statement date:

16.1 Total fair value of reinvested collateral assets reported on Schedule DL, Parts 1 and 2..... \$

16.2 Total book adjusted/carrying value of reinvested collateral assets reported on Schedule DL, Parts 1 and 2..... \$

16.3 Total payable for securities lending reported on the liability page..... \$

17. Excluding items in Schedule E - Part 3 - Special Deposits, real estate, mortgage loans and investments held physically in the reporting entity's offices, vaults or safety deposit boxes, were all stocks, bonds and other securities, owned throughout the current year held pursuant to a custodial agreement with a qualified bank or trust company in accordance with Section 1, III - General Examination Considerations, F. Outsourcing of Critical Functions, Custodial or Safekeeping Agreements of the NAIC *Financial Condition Examiners Handbook*?..... YES

17.1 For all agreements that comply with the requirements of the *Financial Condition Examiners Handbook*, complete the following:

1	2
Name of Custodian(s)	Custodian Address
Wells Fargo.....	950 Main Avenue, Cleveland, Ohio 44113.....
Janney, Montgomery, Scott.....	5005 Rockside Road, Suite 215, Independence, Ohio 44131.....

17.2 For all agreements that do not comply with the requirements of the NAIC *Financial Condition Examiners Handbook*, provide the name, location and a complete explanation:

1	2	3
Name(s)	Location(s)	Complete Explanation(s)
.....

17.3 Have there been any changes, including name changes, in the custodian(s) identified in 17.1 during the current quarter?..... NO

17.4 If yes, give full and complete information relating thereto:

GENERAL INTERROGATORIES
PART 1 - COMMON INTERROGATORIES

1	2	3	4
Old Custodian	New Custodian	Date of Change	Reason

17.5 Investment management – Identify all investment advisors, investment managers, broker/dealers, including individuals that have the authority to make investment decisions on behalf of the reporting entity. This includes both primary and sub-advisors. For assets that are managed internally by employees of the reporting entity, note as such.

1	2
Name of Firm or Individual	Affiliation

17.5097 For those firms/individuals listed in the table for Question 17.5, do any firms/individuals unaffiliated with the reporting entity (i.e., designated with a "U") manage more than 10% of the reporting entity's invested assets?..... NO.....

17.5098 For firms/individuals unaffiliated with the reporting entity (i.e., designated with a "U") listed in the table for Question 17.5, does the total assets under management aggregate to more than 50% of the reporting entity's invested assets?..... NO.....

17.6 For those firms or individuals listed in the table for 17.5 with an affiliation code of "A" (affiliated) or "U" (unaffiliated), provide the information for the table below.

1	2	3	4	5
Central Registration Depository Number	Name of Firm or Individual	Legal Entity Identifier (LEI)	Registered With	Investment Management Agreement (IMA) Filed

18.1 Have all the filing requirements of the *Purposes and Procedures Manual of the NAIC Investment Analysis Office* been followed?..... YES.....

18.2 If no, list exceptions:
.....

19. By self-designating 5GI securities, the reporting entity is certifying the following elements for each self-designated 5GI security:

a. Documentation necessary to permit a full credit analysis of the security does not exist or an NAIC CRP credit rating for an FE or PL security is not available.

b. Issuer or obligor is current on all contracted interest and principal payments.

c. The insurer has an actual expectation of ultimate payment of all contracted interest and principal.

Has the reporting entity self-designated 5GI securities?..... NO.....

20. By self-designating PLGI securities, the reporting entity is certifying the following elements of each self-designated PLGI security:

a. The security was purchased prior to January 1, 2018.

b. The reporting entity is holding capital commensurate with the NAIC Designation reported for the security.

c. The NAIC Designation was derived from the credit rating assigned by an NAIC CRP in its legal capacity as a NRSRO which is shown on a current private letter rating held by the insurer and available for examination by state insurance regulators.

d. The reporting entity is not permitted to share this credit rating of the PL security with the SVO.

Has the reporting entity self-designated PLGI securities?..... NO.....

21. By assigning FE to a Schedule BA non-registered private fund, the reporting entity is certifying the following elements of each self-designated FE fund:

a. The shares were purchased prior to January 1, 2019.

b. The reporting entity is holding capital commensurate with the NAIC Designation reported for the security.

c. The security had a public credit rating(s) with annual surveillance assigned by an NAIC CRP in its legal capacity as an NRSRO prior to January 1, 2019.

d. The fund only or predominantly holds bonds in its portfolio.

e. The current reported NAIC Designation was derived from the public credit rating(s) with annual surveillance assigned by an NAIC CRP in its legal capacity as an NRSRO.

f. The public credit rating(s) with annual surveillance assigned by an NAIC CRP has not lapsed.

Has the reporting entity assigned FE to Schedule BA non-registered private funds that complied with the above criteria?..... NO.....

GENERAL INTERROGATORIES

PART 2 – LIFE AND ACCIDENT AND HEALTH COMPANIES/FRATERNAL BENEFIT SOCIETIES

Life and Accident Health Companies/Fraternal Benefit Societies:

1

Amount

1.

Report the statement value of mortgage loans at the end of this reporting period for the following categories:

1.1

Long-Term Mortgages in Good Standing

1.11

Farm Mortgages

\$

1.12

Residential Mortgages

1.13

Commercial Mortgages

1.14

Total Mortgages in Good Standing

\$

1.2

Long-Term Mortgages in Good Standing with Restructured Terms

1.21

Total Mortgages in Good Standing with Restructured Terms

\$

1.3

Long-Term Mortgage Loans upon which Interest is Overdue more than Three Months

1.31

Farm Mortgages

\$

1.32

Residential Mortgages

1.33

Commercial Mortgages

1.34

Total Mortgages with Interest Overdue more than Three Months

\$

1.4

Long-Term Mortgage Loans in Process of Foreclosure

1.41

Farm Mortgages

\$

1.42

Residential Mortgages

1.43

Commercial Mortgages

1.44

Total Mortgages in Process of Foreclosure

1.5

Total Mortgage Loans (Lines 1.14 + 1.21+1.34+1.44) (Page 2, Column 3, Lines 3.1 +3.2)

\$

1.6

Long-Term Mortgages Foreclosed, Properties Transferred to Real Estate in Current Quarter

1.61

Farm Mortgages

\$

1.62

Residential Mortgages

1.63

Commercial Mortgages

1.64

Total Mortgages Foreclosed and Transferred to Real Estate

\$

2.

Operating Percentages:

2.1

A&H loss percent

%

2.2

A&H cost containment percent

%

2.3

A&H expense percent excluding cost containment expenses

%

3.1

Do you act as a custodian for health savings accounts?

NO

3.2

If yes, please provide the amount of custodial funds held as of the reporting date

\$

3.3

Do you act as an administrator for health savings accounts?

NO

3.4

If yes, please provide the balance of the funds administered as of the reporting date

\$

4

Is the reporting entity licensed or chartered, registered, qualified, eligible or writing business in at least two states?

YES

4.1

If no, does the reporting entity assume reinsurance business that covers risks residing in at least one state other than the state of domicile of the reporting entity

Fraternal Benefit Societies Only:

5.1

In all cases where the reporting entity has assumed accident and health risks from another company, provisions should be made in this statement on account of such reinsurances for reserve equal to that which the original company would have been required to establish had it retained the risks. Has this been done?

N/A

5.2

If no, explain:

6.1

Does the reporting entity have outstanding assessments in the form of liens against policy benefits that have increased surplus?

NO

6.2

If yes, what is the date(s) of the original lien and the total outstanding balance of liens that remain in surplus?

Date	Outstanding Lien Amount
	\$

SCHEDULE S - CEDED REINSURANCE
Showing All New Reinsurance Treaties - Current Year to Date

1	2	3	4	5	6	7	8	9	10
NAIC Company Code	ID Number	Effective Date	Name of Reinsurer	Domiciliary Jurisdiction	Type of Reinsurance Ceded	Type of Business Ceded	Type of Reinsurer	Certified Reinsurer Rating (1 through 6)	Effective Date of Certified Reinsurer Rating

NONE

SCHEDULE T – PREMIUMS AND ANNUITY CONSIDERATIONS

Current Year to Date - Allocated by States and Territories

States, Etc.		1	Direct Business Only					
			Life Contracts		4	5	6	7
			2	3				
		Active Status (a)	Life Insurance Premiums	Annuity Considerations	Accident and Health Insurance Premiums, Including Policy, Membership and Other Fees	Other Considerations	Total Columns 2 Through 5	Deposit-Type Contracts
1.	Alabama	AL N						
2.	Alaska	AK N						
3.	Arizona	AZ N						
4.	Arkansas	AR N						
5.	California	CA N						
6.	Colorado	CO N						
7.	Connecticut	CT N						
8.	Delaware	DE N						
9.	District of Columbia	DC N						
10.	Florida	FL N						
11.	Georgia	GA N						
12.	Hawaii	HI N						
13.	Idaho	ID N						
14.	Illinois	IL L	2,966	950			3,916	
15.	Indiana	IN N						
16.	Iowa	IA L	915				915	
17.	Kansas	KS N						
18.	Kentucky	KY N						
19.	Louisiana	LA N						
20.	Maine	ME N						
21.	Maryland	MD N						
22.	Massachusetts	MA N						
23.	Michigan	MI L		16,000			16,000	
24.	Minnesota	MN N	218				218	
25.	Mississippi	MS N						
26.	Missouri	MO N						
27.	Montana	MT N						
28.	Nebraska	NE N						
29.	Nevada	NV N						
30.	New Hampshire	NH N						
31.	New Jersey	NJ N						
32.	New Mexico	NM N						
33.	New York	NY N	377				377	
34.	North Carolina	NC N						
35.	North Dakota	ND N						
36.	Ohio	OH L	16,368	14,348			30,716	
37.	Oklahoma	OK N						
38.	Oregon	OR N						
39.	Pennsylvania	PA N						
40.	Rhode Island	RI N						
41.	South Carolina	SC N						
42.	South Dakota	SD N						
43.	Tennessee	TN N						
44.	Texas	TX N						
45.	Utah	UT N						
46.	Vermont	VT N						
47.	Virginia	VA N						
48.	Washington	WA N						
49.	West Virginia	WV N						
50.	Wisconsin	WI N						
51.	Wyoming	WY N						
52.	American Samoa	AS N						
53.	Guam	GU N						
54.	Puerto Rico	PR N						
55.	U.S. Virgin Islands	VI N						
56.	Northern Mariana Islands	MP N						
57.	Canada	CAN N						
58.	Aggregate Other Alien	OT XXX						
59.	Subtotal	XXX	20,844	31,298			52,142	
90.	Reporting entity contributions for employee benefits plans	XXX						
91.	Dividends or refunds applied to purchase paid-up additions and annuities	XXX						
92.	Dividends or refunds applied to shorten endowment or premium paying period	XXX						
93.	Premium or annuity considerations waived under disability or other contract provisions	XXX						
94.	Aggregate other amounts not allocable by State	XXX						
95.	Totals (Direct Business)	XXX	20,844	31,298			52,142	
96.	Plus Reinsurance Assumed	XXX						
97.	Totals (All Business)	XXX	20,844	31,298			52,142	
98.	Less Reinsurance Ceded	XXX	660				660	
99.	Totals (All Business) less Reinsurance Ceded	XXX	20,184	31,298			51,482	
Details of Write-Ins								
58001.		XXX						
58002.		XXX						
58003.		XXX						
58998.	Summary of remaining write-ins for Line 58 from overflow page	XXX						
58999.	Totals (Lines 58001 through 58003 plus 58998) (Line 58 above)	XXX						
9401.		XXX						
9402.		XXX						
9403.		XXX						
9498.	Summary of remaining write-ins for Line 94 from overflow page	XXX						
9499.	Totals (Lines 9401 through 9403 plus 9498) (Line 94 above)	XXX						

(a) Active Status Counts

1. L – Licensed or Chartered - Licensed insurance carrier or domiciled RRG	4. Q – Qualified - Qualified or accredited reinsurer	–
2. R – Registered – Non-domiciled RRGs	5. N – None of the above - Not allowed to write business in the state	53
3. E – Eligible - Reporting entities eligible or approved to write surplus lines in the state		–

SCHEDULE Y - INFORMATION CONCERNING ACTIVITIES OF INSURER MEMBERS OF A HOLDING COMPANY GROUP
PART 1 - ORGANIZATIONAL CHART

NONE

SCHEDULE Y

PART 1A - DETAILS OF INSURANCE HOLDING COMPANY SYSTEM

1	2	3	4	5	6	7	8	9	10	11	12	13	14	15	16
Group Code	Group Name	NAIC Company Code	ID Number	Federal RSSD	CIK	Name of Securities Exchange if Publicly Traded (U.S. or International)	Names of Parent, Subsidiaries Or Affiliates	Domiciliary Location	Relationship to Reporting Entity	Directly Controlled by (Name of Entity/Person)	Type of Control (Ownership, Board, Management, Attorney-in-Fact, Influence, Other)	If Control is Ownership Provide Percentage	Ultimate Controlling Entity(ies) / Person(s)	Is an SCA Filing Required? (Yes/No)	*
							NONE								
Asterisk	Explanation														

SUPPLEMENTAL EXHIBITS AND SCHEDULES INTERROGATORIES

The following supplemental reports are required to be filed as part of your statement filing. However, in the event that your company does not transact the type of business for which the special report must be filed, your response of **NO** to the specific interrogatory will be accepted in lieu of filing a “NONE” report and a bar code will be printed below. If the supplement is required of your company but is not being filed for whatever reason enter **SEE EXPLANATION** and provide an explanation following the interrogatory questions.

	Response
1. Will the Trusteed Surplus Statement be filed with the state of domicile and the NAIC with this statement?.....	NO.....
2. Will the Medicare Part D Coverage Supplement be filed with the state of domicile and the NAIC with this statement?.....	NO.....
3. Will the Reasonableness of Assumptions Certification required by Actuarial Guideline XXXV be filed with the state of domicile and electronically with the NAIC?.....	YES.....
4. Will the Reasonableness and Consistency of Assumptions Certification required by Actuarial Guideline XXXV be filed with the state of domicile and electronically with the NAIC?.....	NO.....
5. Will the Reasonableness of Assumptions Certification for Implied Guaranteed Rate Method required by Actuarial Guideline XXXVI be filed with the state of domicile and electronically with the NAIC?.....	NO.....
6. Will the Reasonableness and Consistency of Assumptions Certification required by Actuarial Guideline XXXVI (Updated Average Market Value) be filed with the state of domicile and electronically with the NAIC?.....	NO.....
7. Will the Reasonableness and Consistency of Assumptions Certification required by Actuarial Guideline XXXVI (Updated Market Value) be filed with the state of domicile and electronically with the NAIC?.....	NO.....
8. Will the Life PBR Statement of Exemption be filed with the state of domicile by July 1st and electronically with the NAIC with the second quarterly filing per the Valuation Manual (by August 15)? (2nd Quarter Only) The response for 1st and 3rd quarters should be N/A. A NO response resulting with a bar code is only appropriate in the 2nd quarter. In the case of an ongoing statement of exemption, enter “SEE EXPLANATION” and provide as an explanation that the company is utilizing an ongoing statement of exemption.....	N/A.....







August Filing

9. Will the regulator-only (non-public) Communication of Internal Control Related Matters Noted in Audit be filed with the state of domicile and electronically with the NAIC (as a regulator-only non-public document) by August 1? The response for 1st and 3rd quarters should be N/A. A NO response resulting with a bar code is only appropriate in the 2nd quarter.....	N/A.....
---	----------

EXPLANATION:

1. The data for this supplement is not required to be filed.....
2. The data for this supplement is not required to be filed.....
3. The data for this supplement is not required to be filed.....
4. The data for this supplement is not required to be filed.....
5. The data for this supplement is not required to be filed.....
6. The data for this supplement is not required to be filed.....
7. The data for this supplement is not required to be filed.....
8.
9.

BARCODES:

1. 
5 6 3 2 4 2 0 2 5 4 9 0 0 0 0 0 3
2. 
5 6 3 2 4 2 0 2 5 3 6 5 0 0 0 0 3
3.
4. 
5 6 3 2 4 2 0 2 5 4 4 6 0 0 0 0 3
5. 
5 6 3 2 4 2 0 2 5 4 4 7 0 0 0 0 3
6. 
5 6 3 2 4 2 0 2 5 4 4 8 0 0 0 0 3
7. 
5 6 3 2 4 2 0 2 5 4 4 9 0 0 0 0 3
8.
9.

OVERFLOW PAGE FOR WRITE-INS

SCHEDULE A – VERIFICATION

Real Estate

		1	2
		Year to Date	Prior Year Ended December 31
1.	Book/adjusted carrying value, December 31 of prior year	68,620	71,441
2.	Cost of acquired:		
2.1	Actual cost at time of acquisition		
2.2	Additional investment made after acquisition		
3.	Current year change in encumbrances		
4.	Total gain (loss) on disposals		
5.	Deduct amounts received on disposals		
6.	Total foreign exchange change in book / adjusted carrying value		
7.	Deduct current year's other-than-temporary impairment recognized		
8.	Deduct current year's depreciation	2,116	2,821
9.	Book/adjusted carrying value at the end of current period (Lines 1+2+3+4-5+6-7-8)	66,504	68,620
10.	Deduct total nonadmitted amounts		
11.	Statement value at end of current period (Line 9 minus Line 10)	66,504	68,620

SCHEDULE B – VERIFICATION

Mortgage Loans

		1	2
		Year to Date	Prior Year Ended December 31
1.	Book value/recorded investment excluding accrued interest, December 31 of prior year		
2.	Cost of acquired:		
2.1	Actual cost at time of acquisition		
2.2	Additional investment made after acquisition		
3.	Capitalized deferred interest and other		
4.	Accrual of discount		
5.	Unrealized valuation increase / (decrease)		
6.	Total gain (loss) on disposals		
7.	Deduct amounts received on disposals		
8.	Deduct amortization of premium and mortgage interest points and commitment fees		
9.	Total foreign exchange change in book value/recorded investment excluding accrued interest		
10.	Deduct current year's other-than-temporary impairment recognized		
11.	Book value/recorded investment excluding accrued interest at end of current period (Lines 1+2+3+4+5+6-7-8+9-10)		
12.	Total valuation allowance		
13.	Subtotal (Line 11 plus Line 12)		
14.	Deduct total nonadmitted amounts		
15.	Statement value at end of current period (Line 13 minus Line 14)		

NONE

SCHEDULE BA - VERIFICATION

Other Long-Term Invested Assets

		1	2
		Year to Date	Prior Year Ended December 31
1.	Book/adjusted carrying value, December 31 of prior year	-	-
2.	Cost of acquired:		
2.1	Actual cost at time of acquisition		
2.2	Additional investment made after acquisition		
3.	Capitalized deferred interest and other		
4.	Accrual of discount		
5.	Unrealized valuation increase / (decrease)		
6.	Total gain (loss) on disposals		
7.	Deduct amounts received on disposals		
8.	Deduct amortization of premium, depreciation and proportional amortization		
9.	Total foreign exchange change in book / adjusted carrying value		
10.	Deduct current year's other-than-temporary impairment recognized		
11.	Book/adjusted carrying value at end of current period (Lines 1+2+3+4+5+6-7-8+9-10)	-	-
12.	Deduct total nonadmitted amounts		
13.	Statement value at end of current period (Line 11 minus Line 12)	-	-

NONE

SCHEDULE D - VERIFICATION

Bonds and Stocks

		1	2
		Year to Date	Prior Year Ended December 31
1.	Book/adjusted carrying value of bonds and stocks, December 31 of prior year	19,556,059	19,394,768
2.	Cost of bonds and stocks acquired	1,024,133	1,796,810
3.	Accrual of discount	3,903	9,725
4.	Unrealized valuation increase / (decrease)	(38,221)	13,170
5.	Total gain (loss) on disposals	(3,942)	(11,693)
6.	Deduct consideration for bonds and stocks disposed of	1,253,049	1,540,022
7.	Deduct amortization of premium	64,901	106,699
8.	Total foreign exchange change in book / adjusted carrying value		
9.	Deduct current year's other-than-temporary impairment recognized		
10.	Total investment income recognized as a result of prepayment penalties and/or acceleration fees		
11.	Book/adjusted carrying value at end of current period (Lines 1+2+3+4+5-6-7+8-9+10)	19,223,982	19,556,059
12.	Deduct total nonadmitted amounts		
13.	Statement value at end of current period (Line 11 minus Line 12)	19,223,982	19,556,059

SCHEDULE D – PART 1B

Showing the Acquisitions, Dispositions and Non-Trading Activity
During the Current Quarter for all Bonds and Preferred Stock by NAIC Designation

	1	2	3	4	5	6	7	8
NAIC Designation	Book / Adjusted Carrying Value Beginning of Current Quarter	Acquisitions During Current Quarter	Dispositions During Current Quarter	Non-Trading Activity During Current Quarter	Book / Adjusted Carrying Value End of First Quarter	Book / Adjusted Carrying Value End of Second Quarter	Book / Adjusted Carrying Value End of Third Quarter	Book / Adjusted Carrying Value December 31 Prior Year
Issuer Credit Obligations (ICO)								
1. NAIC 1 (a).....	5,863,306		300,000	247,745	5,893,822	5,863,306	5,811,051	5,409,704
2. NAIC 2 (a).....	10,938,021	223,577		(280,174)	10,919,369	10,938,021	10,881,424	11,425,658
3. NAIC 3 (a).....	748,879			(25,585)	676,785	748,879	723,294	809,686
4. NAIC 4 (a).....	534,562		100,000	(880)	535,442	534,562	433,682	404,039
5. NAIC 5 (a).....								
6. NAIC 6 (a).....	1,929			(17)	2,018	1,929	1,912	2,041
7. Total ICO.....	18,086,697	223,577	400,000	(58,911)	18,027,436	18,086,697	17,851,363	18,051,128
Asset-Backed Securities (ABS)								
8. NAIC 1.....								
9. NAIC 2.....								
10. NAIC 3.....								
11. NAIC 4.....								
12. NAIC 5.....								
13. NAIC 6.....								
14. Total ABS.....								
Preferred Stock								
15. NAIC 1.....	87,115			1,377		87,115	88,492	
16. NAIC 2.....	913,087			49,734	88,113	913,087	962,821	89,894
17. NAIC 3.....	17,550			610	990,827	17,550	18,160	1,097,282
18. NAIC 4.....					18,010			18,850
19. NAIC 5.....	11,070			(3,420)	13,392	11,070	7,650	22,410
20. NAIC 6.....								
21. Total Preferred Stock.....	1,028,822			48,301	1,110,342	1,028,822	1,077,123	1,228,436
22. Total ICO, ABS, & Preferred Stock.....	19,115,519	223,577	400,000	(10,610)	19,137,778	19,115,519	18,928,486	19,279,564

(a) Book/Adjusted Carrying Value column for the end of the current reporting period includes the following amount of short-term and cash equivalent bonds by NAIC designation:
NAIC 1 \$; NAIC 2 \$; NAIC 3 \$; NAIC 4 \$; NAIC 5 \$; NAIC 6 \$

(SI-03) Schedule DA - Part 1

NONE

(SI-03) Schedule DA - Verification - Short-Term Investments

NONE

(SI-04) Schedule DB - Part A - Verification - Options, Caps, Floors, Collars, Swaps and Forwards

NONE

(SI-04) Schedule DB - Part B - Verification - Futures Contracts

NONE

(SI-05) Schedule DB - Part C - Section 1

NONE

(SI-06) Schedule DB - Part C - Section 2

NONE

(SI-07) Schedule DB - Verification

NONE

(SI-08) Schedule E - Part 2 - Verification - Cash Equivalents

NONE

SCHEDULE A - PART 2

Showing All Real Estate ACQUIRED AND ADDITIONS MADE During the Current Quarter

1	Location		4	5	6	7	8	9
	2	3						
Description of Property	City	State	Date Acquired	Name of Vendor	Actual Cost at Time of Acquisition	Amount of Encumbrances	Book / Adjusted Carrying Value Less Encumbrances	Additional Investment Made after Acquisition
0399999 – Totals								

SCHEDULE A - PART 3

Showing All Real Estate DISPOSED During the Quarter, Including Payments During the Final Year on “Sales Under Contract”

1	Location		4	5	6	7	8	Change in Book / Adjusted Carrying Value Less Encumbrances					14	15	16	17	18	19	20
	2	3						9	10	11	12	13							
Description of Property	City	State	Disposal Date	Name of Purchaser	Actual Cost	Expended for Additions, Permanent Improvements and Changes in Encumbrances	Book / Adjusted Carrying Value Less Encumbrances Prior Year	Current Year's Depreciation	Current Year's Other-Than-Temporary Impairment Recognized	Current Year's Change in Encumbrances	Total Change in B./A.C.V. (11 - 9 - 10)	Total Foreign Exchange Change in B./A.C.V.	Book / Adjusted Carrying Value Less Encumbrances on Disposal	Amounts Received During Year	Foreign Exchange Gain (Loss) on Disposal	Realized Gain (Loss) on Disposal	Total Gain (Loss) on Disposal	Gross Income Earned Less Interest Incurred on Encumbrances	Taxes, Repairs and Expenses Incurred
Property disposed																			
Home Office	Cleveland	OH			52,206		68,620	2,116			(2,116)								7,004
0199999 – Property disposed					52,206		68,620	2,116			(2,116)								7,004
0399999 – Totals					52,206		68,620	2,116			(2,116)								7,004

(E-02) Schedule B - Part 2
NONE

(E-02) Schedule B - Part 3
NONE

(E-03) Schedule BA - Part 2
NONE

(E-03) Schedule BA - Part 3
NONE

SCHEDULE D - PART 3

Show All Long-Term Bonds and Stock Acquired During the Current Quarter

1	2	3	4	5	6	7	8	9
CUSIP Identification	Description	Date Acquired	Name of Vendor	Number of Shares of Stock	Actual Cost	Par Value	Paid for Accrued Interest and Dividends	NAIC Designation, NAIC Designation Modifier and SVO Administrative Symbol
Issuer Credit Obligations: Corporate Bonds (Unaffiliated)								
25179M-AL-7	DEVON ENERGY CORP	09/15/2025	Janney Montgomery Scott	XXX	98,659	100,000	949	2.B FE
29273R-BJ-7	ENERGY TRANSFER	08/20/2025	Janney Montgomery Scott	XXX	124,918	125,000	1,404	2.B FE
0089999999 – Issuer Credit Obligations: Corporate Bonds (Unaffiliated)					223,577	225,000	2,353	XXX
0489999999 – Subtotal - Issuer Obligations (Unaffiliated)					223,577	225,000	2,353	XXX
0509999997 – Subtotals - Issuer Credit Obligations - Part 3					223,577	225,000	2,353	XXX
0509999998 – Summary Item from Part 5 for Issuer Credit Obligations (N/A to Quarterly)					XXX	XXX	XXX	XXX
0509999999 – Subtotals - Issuer Credit Obligations					223,577	225,000	2,353	XXX
2009999999 – Subtotals - Issuer Credit Obligations and Asset-Backed Securities					223,577	225,000	2,353	XXX
Common Stocks: Industrial and Miscellaneous (Unaffiliated) Publicly Traded								
912932-10-0	New Windstream LLC	08/04/2025	Wells Fargo	68.731	556	XXX		XXX
67073B-10-6	Nuveen Pref & Inc Opportunity Fund	09/22/2025	Wells Fargo	4,998.783	50,000	XXX		XXX
5019999999 – Common Stocks: Industrial and Miscellaneous (Unaffiliated) Publicly Traded					50,556	XXX		XXX
5989999997 – Subtotals - Common Stocks - Part 3					50,556	XXX		XXX
5989999998 – Summary Item from Part 5 for Common Stocks (N/A to Quarterly)					XXX	XXX	XXX	XXX
5989999999 – Subtotals Common Stocks					50,556	XXX		XXX
5999999999 – Subtotals Preferred and Common Stocks					50,556	XXX		XXX
6009999999 – Totals					274,133	XXX	2,353	XXX

SCHEDULE D - PART 4

Show All Long-Term Bonds and Stock Sold, Redeemed or Otherwise Disposed of During the Current Quarter

1	2	3	4	5	6	7	8	9	Change in Book / Adjusted Carrying Value					15	16	17	18	19	20	21
									10	11	12	13	14							
CUSIP Identification	Description	Disposal Date	Name of Purchaser	Number of Shares of Stock	Consideration	Par Value	Actual Cost	Prior Year Book / Adjusted Carrying Value	Unrealized Valuation Increase / (Decrease)	Current Year's (Amortization) / Accretion	Current Year's Other-Than- Temporary Impairment Recognized	Total Change in B. / A.C.V. (10+11-12)	Total Foreign Exchange Change in B./A.C.V.	Book / Adjusted Carrying Value at Disposal Date	Foreign Exchange Gain (Loss) on Disposal	Realized Gain (Loss) on Disposal	Total Gain (Loss) on Disposal	Bond Interest / Stock Dividends Received During Year	Stated Contractual Maturity Date	NAIC Designation, NAIC Designation Modifier and SVO Administrative Symbol
Issuer Credit Obligations: Municipal Bonds - Special Revenues																				
3130B0-RQ-4	FHLB Bond	08/14/2025	Janney Montgomery Scott	XXX	100,000	100,000	99,998	100,000		(1)		(1)		99,999		1	1	4,850	04/23/2027	1.B
0059999999 – Issuer Credit Obligations: Municipal Bonds - Special Revenues					100,000	100,000	99,998	100,000		(1)		(1)		99,999		1	1	4,850	XXX	XXX
Issuer Credit Obligations: Corporate Bonds (Unaffiliated)																				
06375M-PF-6	BANK OF MONTREAL	09/22/2025	Wells Fargo	XXX	100,000	100,000	100,000	100,000						100,000				5,500	03/20/2029	1.F FE
78014R-PX-2	ROYAL BANK OF CANADA	09/02/2025	CALLED @ 100.0000000	XXX	75,000	75,000	74,918	74,974		5		5		74,979		21	21	4,312	08/31/2028	1.F FE
887317-AW-5	TIME WARNER INC	07/15/2025	Janney Montgomery Scott	XXX	25,000	25,000	24,912	25,000						25,000				900	07/15/2025	3.B FE
931427-AQ-1	WALGREENS BOOTS	09/12/2025	Janney Montgomery Scott	XXX	100,000	100,000	99,711	100,000						100,000				2,693	06/01/2026	4.A FE
0089999999 – Issuer Credit Obligations: Corporate Bonds (Unaffiliated)					300,000	300,000	299,541	299,974		5		5		299,979		21	21	13,405	XXX	XXX
0489999999 – Subtotal - Issuer Obligations (Unaffiliated)					400,000	400,000	399,539	399,974		4		4		399,978		22	22	18,255	XXX	XXX
0509999997 – Subtotals - Issuer Credit Obligations - Part 4					400,000	400,000	399,539	399,974		4		4		399,978		22	22	18,255	XXX	XXX
0509999998 – Summary Item from Part 5 for Issuer Credit Obligations (N/A to Quarterly)					XXX	XXX	XXX	XXX	XXX	XXX	XXX	XXX	XXX	XXX	XXX	XXX	XXX	XXX	XXX	XXX
0509999999 – Subtotals - Issuer Credit Obligations					400,000	400,000	399,539	399,974		4		4		399,978		22	22	18,255	XXX	XXX
Asset-Backed Securities: Financial Asset-Backed - Self-Liquidating, Agency Residential Mortgage-Backed Securities - Guaranteed (Exempt from RBC)																				
36202X-DA-2	GNMA 612197	09/15/2025	PRINCIPAL RECEIPT	XXX	23	23	82	23						23				1	06/15/2033	1.A
36290R-SP-4	GNMA 615654	09/15/2025	PRINCIPAL RECEIPT	XXX	55	55	146	55						55				2	10/15/2033	1.A FE
36225B-PP-7	GNMA 781330	09/15/2025	PRINCIPAL RECEIPT	XXX	6	6	106	6						6					09/15/2031	1.A FE
36202E-EH-8	GNMA II 3736	09/01/2025	PRINCIPAL RECEIPT	XXX	32	32	125	32						32				1	07/20/2035	1.A FE
36202D-CC-3	GNMA II 2767	09/20/2025	PRINCIPAL RECEIPT	XXX	49	49	341	49						49				2	06/20/2029	1.A FE
38374L-5Q-0	GNMA CMO 05-74-GD	09/15/2025	PRINCIPAL RECEIPT	XXX	1,252	1,252	2,396	1,252						1,252				42	09/16/2035	1.A FE
38374F-CU-6	GNMA CMO 4-2-BU	09/15/2025	PRINCIPAL RECEIPT	XXX	47	47	91	47						47				2	02/16/2034	1.A FE
38374B-DJ-9	GNMA CMO 3-62-BG	09/20/2025	PRINCIPAL RECEIPT	XXX	188	188	198	188						188				6	07/20/2033	1.A FE
36202E-BU-2	GNMA II 3651	09/20/2025	PRINCIPAL RECEIPT	XXX	17	17	56	17						17				1	12/20/2034	1.A FE
36202D-3G-4	GNMA II 3499	09/20/2025	PRINCIPAL RECEIPT	XXX	12	12	49	12						12					01/20/2034	1.A
38374K-LR-2	GNMA Remic Ser 2005-6	09/20/2025	PRINCIPAL RECEIPT	XXX	118	118	229	118						118				4	10/20/2034	1.A FE
38375Q-EY-1	GOVERN NATL 8-33 CL PB	09/20/2025	PRINCIPAL RECEIPT	XXX	153	153	287	153						153				6	04/20/2038	1.A FE
38375J-HQ-1	GOVERN NATL 07-6-LE	09/20/2025	PRINCIPAL RECEIPT	XXX	137	137	243	137						137				6	02/20/2037	1.A FE
38374X-SX-4	GOVERN NATL 09-23-NG	09/20/2025	PRINCIPAL RECEIPT	XXX	120	120	238	120						120				4	04/20/2039	1.A FE
38374L-HA-2	GOVERN NATL 5-48 CL CY	09/20/2025	PRINCIPAL RECEIPT	XXX	158	158	284	158						158				6	06/20/2035	1.A FE
1019999999 – Asset-Backed Securities: Financial Asset-Backed - Self-Liquidating, Agency Residential Mortgage-Backed Securities - Guaranteed (Exempt from RBC)					2,367	2,369	4,871	2,367						2,367				83	XXX	XXX
Asset-Backed Securities: Financial Asset-Backed - Self-Liquidating, Agency Residential Mortgage-Backed Securities - Not/Partially Guaranteed (Not Exempt from RBC)																				
31395X-EJ-0	FHLMC 3021LP	09/15/2025	PRINCIPAL RECEIPT	XXX	51	51	52	51						51				2	05/15/2033	1.A
313921-Y8-5	FNMA	09/25/2025	PRINCIPAL RECEIPT	XXX	30	30	72	33		(2)		(2)		30				1	11/25/2031	1.A
31393X-RL-3	FNMA 425	09/25/2025	PRINCIPAL RECEIPT	XXX	189	189	311	189						189				8	04/25/2034	1.A FE
1039999999 – Asset-Backed Securities: Financial Asset-Backed - Self-Liquidating, Agency Residential Mortgage-Backed Securities - Not/Partially Guaranteed (Not Exempt from RBC)					270	271	435	273		(2)		(2)		270				11	XXX	XXX
Asset-Backed Securities: Financial Asset-Backed - Self-Liquidating, Non-Agency Residential Mortgage-Backed Securities (Unaffiliated)																				
38385C-TZ-1	GNMA II	09/20/2025	PRINCIPAL RECEIPT	XXX	36,077	36,077	36,077							36,077				1,157	01/20/2055	1.A
1059999999 – Asset-Backed Securities: Financial Asset-Backed - Self-Liquidating, Non-Agency Residential Mortgage-Backed Securities (Unaffiliated)					36,077	36,077	36,077							36,077				1,157	XXX	XXX
Asset-Backed Securities: Financial Asset-Backed - Self-Liquidating, Non-Agency Commercial Mortgage-Backed Securities (Unaffiliated)																				
05949Q-BD-6	BANC AMERICA FUNDING CORP	09/15/2025	Janney Montgomery Scott	XXX	11	11	28	10	3			3		13		(1)	(1)		03/25/2036	6.
1079999999 – Asset-Backed Securities: Financial Asset-Backed - Self-Liquidating, Non-Agency Commercial Mortgage-Backed Securities (Unaffiliated)					11	11	28	10	3			3		13		(1)	(1)		XXX	XXX
1889999999 – Subtotal - Asset-Backed Securities (Unaffiliated)					38,725	38,728	41,411	2,650	3	(2)		1		38,727		(1)	(1)	1,251	XXX	XXX
1909999997 – Subtotals - Asset-Backed Securities - Part 4					38,725	38,728	41,411	2,650	3	(2)		1		38,727		(1)	(1)	1,251	XXX	XXX
1909999998 – Summary Item from Part 5 for Asset-Backed Securities (N/A to Quarterly)					XXX	XXX	XXX	XXX	XXX	XXX	XXX	XXX	XXX	XXX	XXX	XXX	XXX	XXX	XXX	XXX
1909999999 – Subtotals - Asset-Backed Securities					38,725	38,728	41,411	2,650	3	(2)		1		38,727		(1)	(1)	1,251	XXX	XXX
2009999999 – Subtotals - Issuer Credit Obligations and Asset-Backed Securities					438,725	438,728	440,950	402,624	3	2		5		438,705		21	21	19,506	XXX	XXX
Common Stocks: Industrial and Miscellaneous (Unaffiliated) Publicly Traded																				
912932-10-0	New Windstream LLC	08/04/2025	Wells Fargo	1,000	4	XXX	6							6		(2)	(2)		XXX	XXX
67075A-10-6	NUVEEN PREFERRED &INCOME TERM FUN	09/22/2025	Wells Fargo	2,000,000	50,000	XXX	49,805	39,200	10,605			10,605		49,805		195	195	2,656	XXX	XXX
67073B-10-6	Nuveen Pref & Inc Opportunity Fund	09/22/2025	Wells Fargo	1,000	6	XXX	8							8		(1)	(1)		XXX	XXX
91325V-10-8	UNITI GROUP INC	08/04/2025	Wells Fargo	114,000	556	XXX	4,698	627	4,071			4,071		4,698		(4,142)	(4,142)		XXX	XXX
5019999999 – Common Stocks: Industrial and Miscellaneous (Unaffiliated) Publicly Traded					50,566	XXX	54,517	39,827	14,676			14,676		54,517		(3,950)	(3,950)	2,656	XXX	XXX
5989999997 – Subtotals - Common Stocks - Part 4					50,566	XXX	54,517	39,827	14,676			14,676		54,517		(3,950)	(3,950)	2,656	XXX	XXX
5989999998 – Summary Item from Part 5 for Common Stocks (N/A to Quarterly)					XXX	XXX	XXX	XXX	XXX	XXX	XXX	XXX	XXX	XXX	XXX	XXX	XXX	XXX	XXX	XXX
5989999999 – Subtotals Common Stocks					50,566	XXX	54,517	39,827	14,676			14,676		54,517		(3,950)	(3,950)	2,656	XXX	XXX

SCHEDULE D - PART 4

Show All Long-Term Bonds and Stock Sold, Redeemed or Otherwise Disposed of During the Current Quarter

1	2	3	4	5	6	7	8	9	Change in Book / Adjusted Carrying Value					15	16	17	18	19	20	21
									10	11	12	13	14							
CUSIP Identification	Description	Disposal Date	Name of Purchaser	Number of Shares of Stock	Consideration	Par Value	Actual Cost	Prior Year Book / Adjusted Carrying Value	Unrealized Valuation Increase / (Decrease)	Current Year's (Amortization) / Accretion	Current Year's Other-Than- Temporary Impairment Recognized	Total Change in B. / A.C.V. (10+11-12)	Total Foreign Exchange Change in B./A.C.V.	Book / Adjusted Carrying Value at Disposal Date	Foreign Exchange Gain (Loss) on Disposal	Realized Gain (Loss) on Disposal	Total Gain (Loss) on Disposal	Bond Interest / Stock Dividends Received During Year	Stated Contractual Maturity Date	NAIC Designation, NAIC Designation Modifier and SVO Administrative Symbol
5999999999 – Subtotals Preferred and Common Stocks					50,566	XXX	54,517	39,827	14,676			14,676		54,517		(3,950)	(3,950)	2,656	XXX	XXX
6009999999 – Totals					489,291	XXX	495,467	442,451	14,679	2		14,681		493,222		(3,929)	(3,929)	22,162	XXX	XXX

(E-06) Schedule DB - Part A - Section 1

NONE

(E-06) Schedule DB - Part A - Section 1 - Description of Hedged Risk(s)

NONE

(E-06) Schedule DB - Part A - Section 1 - Financial or Economic Impact of The Hedge at the End of the Reporting Period

NONE

(E-07) Schedule DB - Part B - Section 1

NONE

(E-07) Schedule DB - Part B - Section 1 - Broker Name

NONE

(E-07) Schedule DB - Part B - Section 1 - Description of Hedged Risk(s)

NONE

(E-07) Schedule DB - Part B - Section 1 - Financial or Economic Impact of The Hedge at the End of the Reporting Period

NONE

(E-08) Schedule DB - Part D - Section 1

NONE

(E-09) Schedule DB - Part D - Section 2 - Collateral Pledged By Reporting Entity

NONE

(E-09) Schedule DB - Part D - Section 2 - Collateral Pledged To Reporting Entity

NONE

(E-10) Schedule DB - Part E

NONE

(E-11) Schedule DL - Part 1

NONE

(E-12) Schedule DL - Part 2

NONE

SCHEDULE E - PART 1 - CASH
Month End Depository Balances

1 Depository	2	3	4	5	Book Balance at End of Each Month During Current Quarter			9
	Restricted Asset Code	Rate of Interest	Amount of Interest Received During Current Quarter	Amount of Interest Accrued at Current Statement Date	6	7	8	*
					First Month	Second Month	Third Month	
JANNEY MONTGOMERY SCOTT SWEEP ACCOUNT – OHIO	0				3,730	7,156	14,745	XXX
PNC COMMERCIAL ACCOUNT – OHIO	0				100,212	154,570	203,100	XXX
PNC MONEY MARKET – OHIO	0	0.010			21,245	21,245	71,246	XXX
WELLS FARGO SWEEP ACOUNT – OHIO	0				1,157	7,067	2,759	XXX
0199998 – Deposits in depositories that do not exceed the allowable limit in any one depository (see Instructions) - Open Depositories								XXX
0199999 – Total Open Depositories					126,344	190,038	291,850	XXX
0299998 – Deposits in depositories that do not exceed the allowable limit in any one depository (see Instructions) - Suspended Depositories								XXX
0299999 – Total Suspended Depositories								XXX
0399999 – Total Cash on Deposit					126,344	190,038	291,850	XXX
0499999 – Cash in Company's Office			XXX	XXX	250	250	250	XXX
0599999 – Total					126,594	190,288	292,100	XXX

SCHEDULE E - PART 2 - CASH EQUIVALENTS

Show Investments Owned End of Current Quarter

1	2	3	4	5	6	7	8	9
CUSIP	Description	Restricted Asset Code	Date Acquired	Stated Rate of Interest	Maturity Date	Book / Adjusted Carrying Value	Amount of Interest Due and Accrued	Amount Received During Year
8609999999 – Total Cash Equivalents								

NONE