

QUARTERLY STATEMENT

AS OF SEPTEMBER 30, 2025

OF THE CONDITION AND AFFAIRS OF THE

AFFINITY MUTUAL INSURANCE COMPANY

NAIC Group Code..... NAIC Company Code.....16748..... Employer's ID Number....34-4317240.....

(Current)(Prior)

Organized under the Laws of..... OH..... State of Domicile or Port of Entry..... OH.....

Country of Domicile..... US.....

Incorporated/Organized..... 12/17/1934..... Commenced Business..... 05/01/1935.....

Statutory Home Office..... 722 North Cable Road..... Lima, OH, US 45805-1795.....

Main Administrative Office..... 722 North Cable Road.....

Lima, OH, US 45805-1795..... 419-227-6604.....

(Telephone Number)

Mail Address..... 722 North Cable Road..... Lima, OH, US 45805-1795.....

Primary Location of Books and

Records..... 722 North Cable Road.....

Lima, OH, US 45805-1795..... 419-227-6604.....

(Telephone Number)

Internet Website Address..... www.affinity-mutual.com.....

Statutory Statement Contact..... Brent A. Helmke..... 419-227-6604.....

(Telephone Number)

bhelmke@affinity-mutual.com..... 419-224-4874.....

(E-Mail Address)(Fax Number)

OFFICERS

Brent A. Helmke, President..... Daniel R. Combs, Treasurer.....

Brent A. Helmke, Secretary.....

OTHER

Scott W. Boulis, Chairman..... Alvin J. King, Vice Chairman.....

DIRECTORS OR TRUSTEES

Daniel R. Combs..... Alvin J. King.....

Scott W. Boulis..... Dale N. Hirschfeld.....

Gary L. Luginbill..... Brent R. Petersen.....

Dennis A. Kapcar.....

State of Ohio.....

County of Allen..... SS

The officers of this reporting entity being duly sworn, each depose and say that they are the described officers of said reporting entity, and that on the reporting period stated above, all of the herein described assets were the absolute property of the said reporting entity, free and clear from any liens or claims thereon, except as herein stated, and that this statement, together with related exhibits, schedules and explanations therein contained, annexed or referred to, is a full and true statement of all the assets and liabilities and of the condition and affairs of the said reporting entity as of the reporting period stated above, and of its income and deductions therefrom for the period ended, and have been completed in accordance with the NAIC Annual Statement Instructions and Accounting Practices and Procedures manual except to the extent that: (1) state law may differ; or, (2) that state rules or regulations require differences in reporting not related to accounting practices and procedures, according to the best of their information, knowledge and belief, respectively. Furthermore, the scope of this attestation by the described officers also includes the related corresponding electronic filing with the NAIC, when required, that is an exact copy (except for formatting differences due to electronic filing) of the enclosed statement. The electronic filing may be requested by various regulators in lieu of or in addition to the enclosed statement.

x

Brent A. Helmke

President

x

Brent A. Helmke

Secretary

x

Daniel R. Combs

Treasurer

Subscribed and sworn to before me

this _____ day of

_____, 2025

a. Is this an original filing? Yes

b. If no:

1. State the amendment number: _____

2. Date filed: _____

3. Number of pages attached: _____

x

ASSETS

		Current Statement Date			4 December 31 Prior Year Net Admitted Assets
		1 Assets	2 Nonadmitted Assets	3 Net Admitted Assets (Cols. 1 - 2)	
1.	Bonds.....	2,778,208		2,778,208	1,187,960
2.	Stocks:				
2.1	Preferred stocks.....	626,124		626,124	697,930
2.2	Common stocks.....	7,457,923	926	7,456,997	7,202,002
3.	Mortgage loans on real estate:				
3.1	First liens.....				
3.2	Other than first liens.....				
4.	Real estate:				
4.1	Properties occupied by the company (less \$..... encumbrances).....	106,336		106,336	110,205
4.2	Properties held for the production of income (less \$..... encumbrances).....				
4.3	Properties held for sale (less \$..... encumbrances).....				
5.	Cash (\$.....2,062,275), cash equivalents (\$.....4,016,000) and short-term investments (\$.....).....	6,078,275		6,078,275	6,938,770
6.	Contract loans (including \$..... premium notes).....				
7.	Derivatives.....				
8.	Other invested assets.....				
9.	Receivables for securities.....				
10.	Securities lending reinvested collateral assets.....				
11.	Aggregate write-ins for invested assets.....				
12.	Subtotals, cash and invested assets (Lines 1 to 11).....	17,046,866	926	17,045,940	16,136,867
13.	Title plants less \$..... charged off (for Title insurers only).....				
14.	Investment income due and accrued.....	35,782		35,782	21,138
15.	Premiums and considerations:				
15.1	Uncollected premiums and agents' balances in the course of collection.....	140,164		140,164	204,143
15.2	Deferred premiums, agents' balances and installments booked but deferred and not yet due (including \$..... earned but unbilled premiums).....	3,400,094		3,400,094	3,384,319
15.3	Accrued retrospective premiums (\$.....) and contracts subject to redetermination (\$.....).....				
16.	Reinsurance:				
16.1	Amounts recoverable from reinsurers.....				
16.2	Funds held by or deposited with reinsured companies.....				
16.3	Other amounts receivable under reinsurance contracts.....				
17.	Amounts receivable relating to uninsured plans.....				
18.1	Current federal and foreign income tax recoverable and interest thereon.....				
18.2	Net deferred tax asset.....				96,838
19.	Guaranty funds receivable or on deposit.....				
20.	Electronic data processing equipment and software.....	41,019		41,019	10,504
21.	Furniture and equipment, including health care delivery assets (\$.....).....	1,101	1,101	—	—
22.	Net adjustment in assets and liabilities due to foreign exchange rates.....				
23.	Receivables from parent, subsidiaries and affiliates.....				
24.	Health care (\$.....) and other amounts receivable.....				
25.	Aggregate write-ins for other-than-invested assets.....	48,168		48,168	23,804
26.	Total assets excluding Separate Accounts, Segregated Accounts and Protected Cell Accounts (Lines 12 to 25).....	20,713,194	2,027	20,711,167	19,877,613
27.	From Separate Accounts, Segregated Accounts and Protected Cell Accounts.....				
28.	Total (Lines 26 and 27).....	20,713,194	2,027	20,711,167	19,877,613
Details of Write-Ins					
1101.				
1102.				
1103.				
1198.	Summary of remaining write-ins for Line 11 from overflow page.....				
1199.	Totals (Lines 1101 through 1103 plus 1198) (Line 11 above).....				
2501.	E-Payment Receivable.....	48,168		48,168	23,804
2502.				
2503.				
2598.	Summary of remaining write-ins for Line 25 from overflow page.....				
2599.	Totals (Lines 2501 through 2503 plus 2598) (Line 25 above).....	48,168		48,168	23,804

LIABILITIES, SURPLUS AND OTHER FUNDS

	1	2
	Current Statement Date	December 31, Prior Year
1. Losses (current accident year \$.....879,200).....	1,486,391	1,387,762
2. Reinsurance payable on paid losses and loss adjustment expenses.....		
3. Loss adjustment expenses.....	221,253	224,266
4. Commissions payable, contingent commissions and other similar charges.....	1,138,284	1,294,024
5. Other expenses (excluding taxes, licenses and fees).....	28,710	20,087
6. Taxes, licenses and fees (excluding federal and foreign income taxes).....	22,875	30,871
7.1 Current federal and foreign income taxes (including \$..... on realized capital gains (losses)).....	28,008	12,838
7.2 Net deferred tax liability.....	181,219	
8. Borrowed money \$..... and interest thereon \$.....		
9. Unearned premiums (after deducting unearned premiums for ceded reinsurance of \$.....982,835 and including warranty reserves of \$..... and accrued accident and health experience rating refunds including \$..... for medical loss ratio rebate per the Public Health Service Act).....	5,840,954	5,631,143
10. Advance premium.....	41,155	23,987
11. Dividends declared and unpaid:		
11.1 Stockholders.....		
11.2 Policyholders.....		
12. Ceded reinsurance premiums payable (net of ceding commissions).....	555,433	633,639
13. Funds held by company under reinsurance treaties.....		
14. Amounts withheld or retained by company for account of others.....		
15. Remittances and items not allocated.....		
16. Provision for reinsurance (including \$..... certified).....		
17. Net adjustments in assets and liabilities due to foreign exchange rates.....		
18. Drafts outstanding.....		
19. Payable to parent, subsidiaries and affiliates.....		
20. Derivatives.....		
21. Payable for securities.....		
22. Payable for securities lending.....		
23. Liability for amounts held under uninsured plans.....		
24. Capital notes \$..... and interest thereon \$.....		
25. Aggregate write-ins for liabilities.....		
26. Total liabilities excluding protected cell liabilities (Lines 1 through 25).....	9,544,282	9,258,617
27. Protected cell liabilities.....		
28. Total liabilities (Lines 26 and 27).....	9,544,282	9,258,617
29. Aggregate write-ins for special surplus funds.....		
30. Common capital stock.....		
31. Preferred capital stock.....		
32. Aggregate write-ins for other-than-special surplus funds.....		
33. Surplus notes.....		
34. Gross paid in and contributed surplus.....		
35. Unassigned funds (surplus).....	11,166,884	10,618,996
36. Less treasury stock, at cost:		
36.1 shares common (value included in Line 30 \$.....)		
36.2 shares preferred (value included in Line 31 \$.....)		
37. Surplus as regards policyholders (Lines 29 to 35, less 36).....	11,166,884	10,618,996
38. Totals (Page 2, Line 28, Col. 3).....	20,711,166	19,877,613
Details of Write-Ins		
2501. Line 15 From 2000 Annual Statement.....		
2502. Payroll Protection Program - SBA Loan.....		
2503. Interest Expense.....		
2598. Summary of remaining write-ins for Line 25 from overflow page.....		
2599. Totals (Lines 2501 through 2503 plus 2598) (Line 25 above).....		
2901.....		
2902.....		
2903.....		
2998. Summary of remaining write-ins for Line 29 from overflow page.....		
2999. Totals (Lines 2901 through 2903 plus 2998) (Line 29 above).....		
3201.....		
3202.....		
3203.....		
3298. Summary of remaining write-ins for Line 32 from overflow page.....		
3299. Totals (Lines 3201 through 3203 plus 3298) (Line 32 above).....		

STATEMENT OF INCOME

		1	2	3
		Current Year to Date	Prior Year to Date	Prior Year Ended December 31
Underwriting Income				
1.	Premiums earned:			
1.1.	Direct (written \$.....10,702,607).....	10,409,347	9,444,675	12,868,843
1.2.	Assumed (written \$.....)			
1.3.	Ceded (written \$.....5,607,231).....	5,523,783	4,867,993	6,629,578
1.4.	Net (written \$.....5,095,376).....	4,885,564	4,576,682	6,239,264
Deductions:				
2.	Losses incurred (current accident year \$1,583,340):			
2.1	Direct.....	2,613,239	1,493,337	2,173,766
2.2	Assumed.....			
2.3	Ceded.....	903,444	(168,653)	(503,778)
2.4	Net.....	1,709,795	1,661,990	2,677,544
3.	Loss adjustment expenses incurred.....	300,006	277,721	324,167
4.	Other underwriting expenses incurred.....	2,847,155	2,654,057	3,709,021
5.	Aggregate write-ins for underwriting deductions.....			
6.	Total underwriting deductions (Lines 2 through 5).....	4,856,956	4,593,768	6,710,732
7.	Net income of protected cells.....			
8.	Net underwriting gain (loss) (Line 1 minus Line 6 + Line 7).....	28,608	(17,086)	(471,468)
Investment Income				
9.	Net investment income earned.....	298,414	277,889	373,034
10.	Net realized capital gains (losses) less capital gains tax of \$.....35,851.....	134,870	615,377	543,865
11.	Net investment gain (loss) (Lines 9 + 10).....	433,284	893,266	916,899
Other Income				
12.	Net gain or (loss) from agents' or premium balances charged off (amount recovered \$..... amount charged off \$.....6,510).....	(6,510)	(985)	(5,782)
13.	Finance and service charges not included in premiums.....			
14.	Aggregate write-ins for miscellaneous income.....	729	30	30
15.	Total other income (Lines 12 through 14).....	(5,781)	(955)	(5,752)
16.	Net income before dividends to policyholders, after capital gains tax and before all other federal and foreign income taxes (Lines 8 + 11 + 15).....	456,111	875,225	439,679
17.	Dividends to policyholders.....			
18.	Net income, after dividends to policyholders, after capital gains tax and before all other federal and foreign income taxes (Line 16 minus Line 17).....	456,111	875,225	439,679
19.	Federal and foreign income taxes incurred.....	67,461	12,190	(47,734)
20.	Net income (Line 18 minus Line 19) (to Line 22).....	388,650	863,035	487,413
Capital and Surplus Account				
21.	Surplus as regards policyholders, December 31 prior year.....	10,618,997	9,989,114	9,989,114
22.	Net income (from Line 20).....	388,650	863,035	487,413
23.	Net transfers (to) from Protected Cell accounts.....			
24.	Change in net unrealized capital gains or (losses) less capital gains tax of \$.....	437,030	(30,633)	71,341
25.	Change in net unrealized foreign exchange capital gain (loss).....			
26.	Change in net deferred income tax.....	(303,111)	(218,910)	(12,852)
27.	Change in nonadmitted assets.....	25,319	108,923	83,981
28.	Change in provision for reinsurance.....			
29.	Change in surplus notes.....			
30.	Surplus (contributed to) withdrawn from protected cells.....			
31.	Cumulative effect of changes in accounting principles.....			
32.	Capital changes:			
32.1.	Paid in.....			
32.2.	Transferred from surplus (Stock Dividend).....			
32.3.	Transferred to surplus.....			
33.	Surplus adjustments:			
33.1.	Paid in.....			
33.2.	Transferred to capital (Stock Dividend).....			
33.3.	Transferred from capital.....			
34.	Net remittances from or (to) Home Office.....			
35.	Dividends to stockholders.....			
36.	Change in treasury stock.....			
37.	Aggregate write-ins for gains and losses in surplus.....			
38.	Change in surplus as regards policyholders (Lines 22 through 37).....	547,888	722,415	629,883
39.	Surplus as regards policyholders, as of statement date (Lines 21 plus 38).....	11,166,885	10,711,529	10,618,997
Details of Write-Ins				
0501.			
0502.			
0503.			
0598.	Summary of remaining write-ins for Line 5 from overflow page.....			
0599.	Totals (Lines 0501 through 0503 plus 0598) (Line 5 above).....			
1401.	Lines 23 And 29 From 2000 Annual Statement.....			
1402.	Miscellaneous Income.....	729	30	30
1403.	PPP Loan Forgiveness (Nontaxable).....			
1498.	Summary of remaining write-ins for Line 14 from overflow page.....			
1499.	Totals (Lines 1401 through 1403 plus 1498) (Line 14 above).....	729	30	30
3701.	LINES 23 AND 29 FROM 2000 ANNUAL STATEMENT.....			
3702.			
3703.			
3798.	Summary of remaining write-ins for Line 37 from overflow page.....			
3799.	Totals (Lines 3701 through 3703 plus 3798) (Line 37 above).....			

CASH FLOW

	1	2	3
	Current Year To Date	Prior Year To Date	Prior Year Ended December 31
Cash from Operations			
1. Premiums collected net of reinsurance	5,082,542	4,428,238	6,380,305
2. Net investment income	261,287	262,674	365,015
3. Miscellaneous income	(5,781)	(955)	(5,752)
4. Total (Lines 1 to 3)	5,338,048	4,689,957	6,739,568
5. Benefit and loss related payments	1,611,166	1,739,964	2,148,383
6. Net transfers to Separate Accounts, Segregated Accounts and Protected Cell Accounts			
7. Commissions, expenses paid and aggregate write-ins for deductions	3,305,286	2,987,601	3,799,221
8. Dividends paid to policyholders			
9. Federal and foreign income taxes paid (recovered) net of \$..... tax on capital gains (losses)	88,143	—	—
10. Total (Lines 5 through 9)	5,004,595	4,727,565	5,947,604
11. Net cash from operations (Line 4 minus Line 10)	333,453	(37,608)	791,964
Cash from Investments			
12. Proceeds from investments sold, matured or repaid:			
12.1 Bonds	900,000	1,366,000	1,699,000
12.2 Stocks	5,299,857	6,166,204	10,034,071
12.3 Mortgage loans			
12.4 Real estate			
12.5 Other invested assets			
12.6 Net gains or (losses) on cash, cash equivalents and short-term investments			
12.7 Miscellaneous proceeds	—	—	—
12.8 Total investment proceeds (Lines 12.1 to 12.7)	6,199,857	7,532,204	11,733,071
13. Cost of investments acquired (long-term only):			
13.1 Bonds	2,463,898	978,998	978,998
13.2 Stocks	4,875,294	6,066,799	9,343,736
13.3 Mortgage loans			
13.4 Real estate			
13.5 Other invested assets			
13.6 Miscellaneous applications	—	—	—
13.7 Total investments acquired (Lines 13.1 to 13.6)	7,339,192	7,045,797	10,322,734
14. Net increase/(decrease) in contract loans and premium notes			
15. Net cash from investments (Line 12.8 minus Line 13.7 and Line 14)	(1,139,335)	486,407	1,410,337
Cash from Financing and Miscellaneous Sources			
16. Cash provided (applied):			
16.1 Surplus notes, capital notes			
16.2 Capital and paid in surplus, less treasury stock			
16.3 Borrowed funds			
16.4 Net deposits on deposit-type contracts and other insurance liabilities			
16.5 Dividends to stockholders			
16.6 Other cash provided (applied)	(54,613)	(20,463)	(17,488)
17. Net cash from financing and miscellaneous sources (Line 16.1 through Line 16.4 minus Line 16.5 plus Line 16.6)	(54,613)	(20,463)	(17,488)
Reconciliation of Cash, Cash Equivalents and Short-Term Investments			
18. Net change in cash, cash equivalents and short-term investments (Line 11, plus Lines 15 and 17)	(860,495)	428,336	2,184,813
19. Cash, cash equivalents and short-term investments:			
19.1 Beginning of year	6,938,770	4,753,957	4,753,957
19.2 End of period (Line 18 plus Line 19.1)	6,078,275	5,182,294	6,938,770
Note: Supplemental disclosures of cash flow information for non-cash transactions:			
20.0001.			

Notes to the Financial Statements

1. Summary of Significant Accounting Policies and Going Concern

A. Accounting Practices

The financial statements of Affinity Mutual Insurance Company are presented on the basis of accounting practices prescribed or permitted by the Ohio Department of Insurance. The Ohio Department of Insurance has adopted the National Association of Insurance Commissioner's (NAIC) Accounting Practices and Procedures Manual as the permitted practice for the filing of financial statements.

	SSAP #	F/S Page	F/S Line #	09/30/2025	12/31/2024
Net Income					
(1) State basis (Page 4, Line 20, Columns 1 & 3)	XXX	XXX	XXX	\$ 388,650	\$ 487,413
(2) State prescribed practices that are an increase / (decrease) from NAIC SAP:					
(3) State permitted practices that are an increase / (decrease) from NAIC SAP:					
(4) NAIC SAP (1-2-3=4)	XXX	XXX	XXX	<u>\$ 388,650</u>	<u>\$ 487,413</u>
Surplus					
(5) State basis (Page 3, Line 37, Columns 1 & 2)	XXX	XXX	XXX	\$ 11,166,884	\$ 10,618,996
(6) State prescribed practices that are an increase / (decrease) from NAIC SAP:					
(7) State permitted practices that are an increase / (decrease) from NAIC SAP:					
(8) NAIC SAP (5-6-7=8)	XXX	XXX	XXX	<u>\$ 11,166,884</u>	<u>\$ 10,618,996</u>

B. Use of Estimates in the Preparation of the Financial Statements - No Significant Changes

C. Accounting Policy

- (1) Short-term investments - No Significant Changes
- (2) Bonds, mandatory convertible securities, and SVO-identified investments per SSAP No. 26 - Not Applicable
- (3) Common stocks - Not Applicable
- (4) Preferred stocks - Not Applicable
- (5) Mortgage loans - Not Applicable
- (6) Asset-backed securities - Not Applicable
- (7) Investments in subsidiaries, controlled and affiliated entities - No Significant Changes
- (8) Investments in joint ventures, partnerships and limited liability companies - Not Applicable
- (9) Derivatives - Not Applicable
- (10) Investment income as a factor in the premium deficiency calculation - No Significant Changes
- (11) Liabilities for losses and loss/claim adjustment expenses - No Significant Changes
- (12) Changes in capitalization policy - Not Applicable
- (13) Pharmaceutical rebate receivables - Not Applicable

D. Going Concern

Based upon its evaluation of relevant conditions and events, management does not have substantial doubt about Affinity Mutual Insurance Company's ability to continue as a going concern.

2. Accounting Changes and Corrections of Errors - Not Applicable

3. Business Combinations and Goodwill - Not Applicable

4. Discontinued Operations - Not Applicable

5. Investments

- A. Mortgage Loans, including Mezzanine Real Estate Loans - Not Applicable
- B. Debt Restructuring - Not Applicable
- C. Reverse Mortgages - Not Applicable
- D. Asset-Backed Securities - Not Applicable
- E. Dollar Repurchase Agreements and/or Securities Lending Transactions - Not Applicable
- F. Repurchase Agreements Transactions Accounted for as Secured Borrowing - Not Applicable
- G. Reverse Repurchase Agreements Transactions Accounted for as Secured Borrowing - Not Applicable
- H. Repurchase Agreements Transactions Accounted for as a Sale - Not Applicable
- I. Reverse Repurchase Agreements Transactions Accounted for as a Sale - Not Applicable
- J. Real Estate - Not Applicable
- K. Investments in Tax Credit Structures (tax credit investments) - Not Applicable

Notes to the Financial Statements

5. Investments (Continued)

L. Restricted Assets

(1) Restricted assets (including pledged)

Gross (Admitted & Nonadmitted) Restricted											
Current Year							Current Year				
	(1)	(2)	(3)	(4)	(5)	(6)	(7)	(8)	(9)	(10)	(11)
Restricted Asset Category	Total General Account (G/A)	G/A Supporting Protected Cell Account Activity	Total Protected Cell Account Restricted Assets	Protected Cell Account Assets Supporting G/A Activity	Total (1 + 3)	Total From Prior Year	Increase / (Decrease) (5 - 6)	Total Nonadmitted Restricted	Total Admitted Restricted (5-8)	Gross (Admitted & Nonadmitted) Restricted to Total Assets, %	Admitted Restricted to Total Admitted Assets, %
a. Subject to contractual obligation for which liability is not shown	\$	\$	\$	\$	\$	\$	\$	\$	\$%%
b. Collateral held under security lending agreements											
c. Subject to repurchase agreements											
d. Subject to reverse repurchase agreements											
e. Subject to dollar repurchase agreements											
f. Subject to dollar reverse repurchase agreements											
g. Placed under option contracts											
h. Letter stock or securities restricted as to sale - excluding FHLB capital stock											
i. FHLB capital stock											
j. On deposit with states	399,567				399,567	399,729	(162)		399,567	1.929	1.929
k. On deposit with other regulatory bodies											
l. Pledged as collateral to FHLB (including assets backing funding agreements)											
m. Pledged as collateral not captured in other categories											
n. Other restricted assets											
o. Total restricted assets (Sum of a through n)	<u>\$ 399,567</u>	<u>\$</u>	<u>\$</u>	<u>\$</u>	<u>\$ 399,567</u>	<u>\$ 399,729</u>	<u>\$ (162)</u>	<u>\$</u>	<u>\$ 399,567</u>	<u>1.929 %</u>	<u>1.929 %</u>

(2) Detail of assets pledged as collateral not captured in other categories (contracts that share similar characteristics, such as reinsurance and derivatives, are reported in the aggregate) - Not Applicable

(3) Detail of other restricted assets (contracts that share similar characteristics, such as reinsurance and derivatives, are reported in the aggregate) - Not Applicable

(4) Collateral received and reflected as assets within the reporting entity's financial statements - Not Applicable

M. Working Capital Finance Investments - Not Applicable

N. Offsetting and Netting of Assets and Liabilities - Not Applicable

O. 5GI Securities - Not Applicable

P. Short Sales - Not Applicable

Q. Prepayment Penalty and Acceleration Fees - Not Applicable

R. Reporting Entity's Share of Cash Pool by Asset Type - Not Applicable

S. Aggregate Collateral Loans by Qualifying Investment Collateral - Not Applicable

6. Joint Ventures, Partnerships and Limited Liability Companies - Not Applicable

7. Investment Income

A. Due and Accrued Income Excluded from Surplus - Not Applicable

B. Total Amount Excluded

Affinity Mutual Insurance Company has \$0 excluded investment income.

C. The gross, nonadmitted and admitted amounts for interest income due and accrued

Interest Income Due and Accrued	Amount
1. Gross	\$ 35,782
2. Nonadmitted	\$
3. Admitted	\$ 35,782

D. The aggregate deferred interest - Not Applicable

E. The cumulative amounts of paid-in-kind (PIK) interest included in the current principal balance - Not Applicable

Notes to the Financial Statements

8. Derivative Instruments

- A. Derivatives under SSAP No. 86 - Derivatives - Not Applicable
- B. Derivatives under SSAP No. 108 - Derivative Hedging Variable Annuity Guarantees (Life/Fraternal Only) - Not Applicable

9. Income Taxes - No Significant Changes

10. Information Concerning Parent, Subsidiaries, Affiliates and Other Related Parties

- A. Nature of Relationships - Not Applicable
- B. Detail of Related Party Transactions - Not Applicable
- C. Transactions With Related Party Who Are Not Reported on Schedule Y - Not Applicable
- D. Amounts Due To or From Related Parties - Not Applicable
- E. Management Service Contracts and Cost Sharing Arrangements - Not Applicable
- F. Guarantees or Contingencies - Not Applicable
- G. Nature of Relationships that Could Affect Operations - Not Applicable
- H. Amount Deducted for Investment in Upstream Company - Not Applicable
- I. Detail of Investments in Affiliates Greater Than 10% of Admitted Assets - Not Applicable
- J. Write-Down for Impairments of Investments in Subsidiary Controlled or Affiliated Companies - Not Applicable
- K. Foreign Subsidiary Value Using CARVM - Not Applicable
- L. Downstream Holding Company Value Using Look-Through Method - Not Applicable
- M. All SCA Investments

Affinity Mutual Insurance Company owns all outstanding shares of Ohio Insurance Services, Inc. This subsidiary is valued using the equity method. The equity in Ohio Insurance Services, Inc. (\$926) is treated as a non-admitted asset. The NAIC SCA Team has reviewed the Sub-1 filing and has approved a "No Value" for the investment.

(1) Balance sheet value (admitted and nonadmitted) all SCAs (except 8b(i) entities)

- N. Investment in Insurance SCAs - Not Applicable
- O. SCA and SSAP No. 48 Entity Loss Tracking - Not Applicable

11. Debt - Not Applicable

12. Retirement Plans, Deferred Compensation, Postemployment Benefits and Compensated Absences and Other Postretirement Benefit Plans

- A. Defined Benefit Plan - Not Applicable
- B. Investment Policies and Strategies of Plan Assets - Not Applicable
- C. Fair Value of Each Class of Plan Assets - Not Applicable
- D. Expected Long-Term Rate of Return for the Plan Assets - Not Applicable
- E. Defined Contribution Plans
 - Affinity Mutual Insurance Company sponsors a 401 (k) plan covering substantially all employees of the company.
- F. Multiemployer Plans - Not Applicable
- G. Consolidated/Holding Company Plans - Not Applicable
- H. Postemployment Benefits and Compensated Absences - Not Applicable
- I. Impact of Medicare Modernization Act on Postretirement Benefits (INT 04-17) - Not Applicable

13. Capital and Surplus, Dividend Restrictions and Quasi-Reorganizations

- A. Outstanding Shares - Not Applicable
- B. Dividend Rate of Preferred Stock - Not Applicable
- C. Dividend Restrictions - Not Applicable
- D. Ordinary Dividends - Not Applicable
- E. Company Profits Paid as Ordinary Dividends - Not Applicable
- F. Surplus Restrictions - Not Applicable
- G. Surplus Advances - Not Applicable
- H. Stock Held for Special Purposes - Not Applicable
- I. Changes in Special Surplus Funds - Not Applicable
- J. Unassigned Funds (Surplus)
 - The Portion of Unassigned Funds (Surplus) Represented or Reduced by Unrealized Gains and Losses is: \$1,041,742
- K. Company-Issued Surplus Debentures or Similar Obligations - Not Applicable
- L. Impact of Any Restatement Due to Prior Quasi-Reorganizations - Not Applicable

Notes to the Financial Statements

13. Capital and Surplus, Dividend Restrictions and Quasi-Reorganizations (Continued)

M. Effective Date(s) of Quasi-Reorganizations in the Prior 10 Years - Not Applicable

14. Liabilities, Contingencies and Assessments - Not Applicable

15. Leases - Not Applicable

16. Information About Financial Instruments With Off-Balance-Sheet Risk And Financial Instruments With Concentrations of Credit Risk - Not Applicable

17. Sale, Transfer and Servicing of Financial Assets and Extinguishments of Liabilities - Not Applicable

18. Gain or Loss to the Reporting Entity from Uninsured Plans and the Uninsured Portion of Partially Insured Plans - Not Applicable

19. Direct Premium Written/Produced by Managing General Agents/Third Party Administrators - Not Applicable

20. Fair Value Measurements

A. Fair Value Measurement

(1) Fair value measurements at reporting date

	Description for each class of asset or liability	Level 1	Level 2	Level 3	Net Asset Value (NAV)	Total
a.	Assets at fair value					
	Preferred Stock - Industrial & Miscellaneous (Unaffiliated).....	\$..... 626,124	\$.....	\$.....	\$.....	\$..... 626,124
	Common Stock - Industrial & Miscellaneous.....	7,456,996				7,456,996
	Common Stock - Subsidiary.....	926				926
	Total assets at fair value/NAV.....	<u>\$..... 8,084,046</u>	<u>\$.....</u>	<u>\$.....</u>	<u>\$.....</u>	<u>\$..... 8,084,046</u>
b.	Liabilities at fair value					
	Total liabilities at fair value.....	<u>\$.....</u>	<u>\$.....</u>	<u>\$.....</u>	<u>\$.....</u>	<u>\$.....</u>

(2) Fair value measurements in Level 3 of the fair value hierarchy - Not Applicable

(3) Policy on transfers into and out of Level 3 - Not Applicable

(4) Inputs and techniques used for Level 2 and Level 3 fair values - Not Applicable

(5) Derivatives - Not Applicable

B. Other Fair Value Disclosures - Not Applicable

C. Fair Values for All Financial Instruments by Level 1, 2 and 3 - Not Applicable

D. Not Practicable to Estimate Fair Value - Not Applicable

E. Nature and Risk of Investments Reported at NAV - Not Applicable

21. Other Items - Not Applicable

22. Events Subsequent - Not Applicable

23. Reinsurance

A. Unsecured Reinsurance Recoverables

Affinity Mutual Insurance Company has one unsecured aggregate recoverables for losses, paid and unpaid including IBNR, loss adjustment expenses and the unearned premium with individual reinsurers, authorized or unauthorized, that exceed approximately 3% of policyholder surplus (\$335,007).

1. Transatlantic Reinsurance Company (Federal ID #13-5616275): Net Recoverable = \$1,218,213

2. Maiden Reinsurance Corporation (Fletcher Reinsurance Company) and Affinity Mutual Insurance Company have entered into a trust agreement. Maiden Reinsurance Corporation has agreed to collateralize payments of all amounts as of September 30, 2025 owed by Maiden Reinsurance Company to Affinity Mutual Insurance Company in connection with various Reinsurance Agreements. In conjunction with the agreement, Maiden Reinsurance Company has deposited investment grade bonds and short-term investments with a cost basis of \$951,851 with an independent trustee. The Schedule F - Part 3 Maiden Re net amount recoverable is \$873,951.

B. Reinsurance Recoverable in Dispute - Not Applicable

C. Reinsurance Assumed and Ceded

(1) Maximum amount of return commission that would have been due reinsurers if all of the company's reinsurance was canceled or if the company's insurance assumed was canceled

	Assumed Reinsurance		Ceded Reinsurance		Net	
	Premium Reserve	Commission Equity	Premium Reserve	Commission Equity	Premium Reserve	Commission Equity
a. Affiliates.....	\$.....	\$.....	\$.....	\$.....	\$.....	\$.....
b. All other.....			982,835	126,280	(982,835)	(126,280)
c. Total (a+b).....	<u>\$.....</u>	<u>\$.....</u>	<u>\$..... 982,835</u>	<u>\$..... 126,280</u>	<u>\$..... (982,835)</u>	<u>\$..... (126,280)</u>
d. Direct unearned premium reserve.....			\$..... 6,823,789 .			

(2) The additional or return commission, predicated on loss experience or on any other form of profit-sharing arrangements in this statement as a result of existing contractual arrangements is accrued as follows: - Not Applicable

(3) Risks attributed to each of the company's protected cells - Not Applicable

D. Uncollectible Reinsurance - Not Applicable

Notes to the Financial Statements

23. Reinsurance (Continued)

- E. Commutation of Ceded Reinsurance - Not Applicable
- F. Retroactive Reinsurance - Not Applicable
- G. Reinsurance Accounted for as a Deposit - Not Applicable
- H. Disclosures for the Transfer of Property and Casualty Run-Off Agreements - Not Applicable
- I. Certified Reinsurer Rating Downgraded or Status Subject to Revocation - Not Applicable
- J. Reinsurance Agreements Qualifying for Reinsurer Aggregation - Not Applicable
- K. Reinsurance Credit - Not Applicable

24. Retrospectively Rated Contracts & Contracts Subject to Redetermination - Not Applicable

25. Changes in Incurred Losses and Loss Adjustment Expenses

- A. Reasons for Changes in the Provision for Incurred Loss and Loss Adjustment Expenses Attributable to Insured Events of Prior Years

Reserves as of December 31, 2024 were \$1.612 million. As of September 30, 2025, \$801 thousand has been paid for incurred losses and loss adjustment expenses attributable to insured events of prior years. Reserves remaining for prior years are now \$895 thousand as a result of re-estimation of unpaid claims and claim adjustment expenses. Therefore, there has been \$84 thousand unfavorable prior year development from December 31, 2016 to September 30, 2025. This decrease is generally the result from ongoing analysis of loss developmental trends. Original reserve estimates are increased and decreased as additional information becomes known regarding individual claims.
- B. Significant Changes in Methodologies and Assumptions Used in Calculating the Liability for Unpaid Losses and Loss Adjustment Expenses - Not Applicable

26. Intercompany Pooling Arrangements - Not Applicable

27. Structured Settlements - Not Applicable

28. Health Care Receivables - Not Applicable

29. Participating Policies - Not Applicable

30. Premium Deficiency Reserves - No Significant Changes

31. High Deductibles - Not Applicable

32. Discounting of Liabilities For Unpaid Losses or Unpaid Loss Adjustment Expenses - Not Applicable

33. Asbestos/Environmental Reserves - Not Applicable

34. Subscriber Savings Accounts - Not Applicable

35. Multiple Peril Crop Insurance - Not Applicable

36. Financial Guaranty Insurance - Not Applicable

GENERAL INTERROGATORIES
PART 1 - COMMON INTERROGATORIES

GENERAL

- 1.1 Did the reporting entity experience any material transactions requiring the filing of Disclosure of Material Transactions with the State of Domicile, as required by the Model Act?..... NO
- 1.2 If yes, has the report been filed with the domiciliary state?.....
- 2.1 Has any change been made during the year of this statement in the charter, by-laws, articles of incorporation, or deed of settlement of the reporting entity?..... NO
- 2.2 If yes, date of change:.....
- 3.1 Is the reporting entity a member of an Insurance Holding Company System consisting of two or more affiliated persons, one or more of which is an insurer?..... YES
If yes, complete Schedule Y, Parts 1 and 1A.
- 3.2 Have there been any substantial changes in the organizational chart since the prior quarter end?..... NO
- 3.3 If the response to 3.2 is yes, provide a brief description of those changes.
.....
- 3.4 Is the reporting entity publicly traded or a member of a publicly traded group?..... NO
- 3.5 If the response to 3.4 is yes, provide the CIK (Central Index Key) code issued by the SEC for the entity/group.....
- 4.1 Has the reporting entity been a party to a merger or consolidation during the period covered by this statement?..... NO
- 4.2 If yes, provide the name of entity, NAIC Company Code, and state of domicile (use two letter state abbreviation) for any entity that has ceased to exist as a result of the merger or consolidation.

1	2	3
Name of Entity	NAIC Company Code	State of Domicile

5. If the reporting entity is subject to a management agreement, including third-party administrator(s), managing general agent(s), attorney-in-fact, or similar agreement, have there been any significant changes regarding the terms of the agreement or principals involved?..... N/A
If yes, attach an explanation.
.....
- 6.1 State as of what date the latest financial examination of the reporting entity was made or is being made..... 12/31/2020
- 6.2 State the as of date that the latest financial examination report became available from either the state of domicile or the reporting entity. This date should be the date of the examined balance sheet and not the date the report was completed or released..... 12/31/2020
- 6.3 State as of what date the latest financial examination report became available to other states or the public from either the state of domicile or the reporting entity. This is the release date or completion date of the examination report and not the date of the examination (balance sheet date)..... 10/12/2021
- 6.4 By what department or departments?
Ohio Department of Insurance.....
- 6.5 Have all financial statement adjustments within the latest financial examination report been accounted for in a subsequent financial statement filed with Departments?..... N/A
- 6.6 Have all of the recommendations within the latest financial examination report been complied with?..... N/A
- 7.1 Has this reporting entity had any Certificates of Authority, licenses or registrations (including corporate registration, if applicable) suspended or revoked by any governmental entity during the reporting period?..... NO
- 7.2 If yes, give full information
.....
- 8.1 Is the company a subsidiary of a bank holding company regulated by the Federal Reserve Board?..... NO
- 8.2 If response to 8.1 is yes, please identify the name of the bank holding company.
.....
- 8.3 Is the company affiliated with one or more banks, thrifts or securities firms?..... NO
- 8.4 If response to 8.3 is yes, please provide below the names and location (city and state of the main office) of any affiliates regulated by a federal regulatory services agency [i.e. the Federal Reserve Board (FRB), the Office of the Comptroller of the Currency (OCC), the Federal Deposit Insurance Corporation (FDIC) and the Securities Exchange Commission (SEC)] and identify the affiliates primary federal regulator.

1	2	3	4	5	6
Affiliate Name	Location (City, State)	FRB	OCC	FDIC	SEC

GENERAL INTERROGATORIES
PART 1 - COMMON INTERROGATORIES

- 9.1 Are the senior officers (principal executive officer, principal financial officer, principal accounting officer or controller, or persons performing similar functions) of the reporting entity subject to a code of ethics, which includes the following standards?

YES

(a) Honest and ethical conduct, including the ethical handling of actual or apparent conflicts of interest between personal and professional relationships;

(b) Full, fair, accurate, timely and understandable disclosure in the periodic reports required to be filed by the reporting entity;

(c) Compliance with applicable governmental laws, rules and regulations;

(d) The prompt internal reporting of violations to an appropriate person or persons identified in the code; and

(e) Accountability for adherence to the code.
- 9.11 If the response to 9.1 is No, please explain:
- 9.2 Has the code of ethics for senior managers been amended?

NO
- 9.21 If the response to 9.2 is Yes, provide information related to amendment(s).
- 9.3 Have any provisions of the code of ethics been waived for any of the specified officers?

NO
- 9.31 If the response to 9.3 is Yes, provide the nature of any waiver(s).

FINANCIAL

- 10.1 Does the reporting entity report any amounts due from parent, subsidiaries or affiliates on Page 2 of this statement?

NO
- 10.2 If yes, indicate any amounts receivable from parent included in the Page 2 amount:

\$

INVESTMENT

- 11.1 Were any of the stocks, bonds, or other assets of the reporting entity loaned, placed under option agreement, or otherwise made available for use by another person? (Exclude securities under securities lending agreements.)

NO
- 11.2 If yes, give full and complete information relating thereto:
12. Amount of real estate and mortgages held in other invested assets in Schedule BA:

\$
13. Amount of real estate and mortgages held in short-term investments:

\$
- 14.1 Does the reporting entity have any investments in parent, subsidiaries and affiliates?

YES
- 14.2 If yes, please complete the following:

	1	2
	Prior Year-End Book / Adjusted Carrying Value	Current Quarter Book / Adjusted Carrying Value
14.21 Bonds	\$	\$
14.22 Preferred Stock		
14.23 Common Stock	926	
14.24 Short-Term Investments		
14.25 Mortgage Loans on Real Estate		
14.26 All Other		
14.27 Total Investment in Parent, Subsidiaries and Affiliates (Subtotal Lines 14.21 to 14.26)	926	
14.28 Total Investment in Parent included in Lines 14.21 to 14.26 above		

- 15.1 Has the reporting entity entered into any hedging transactions reported on Schedule DB?

NO
- 15.2 If yes, has a comprehensive description of the hedging program been made available to the domiciliary state?

N/A

If no, attach a description with this statement.
16. For the reporting entity's security lending program, state the amount of the following as of the current statement date:

16.1 Total fair value of reinvested collateral assets reported on Schedule DL, Parts 1 and 2

\$

16.2 Total book adjusted/carrying value of reinvested collateral assets reported on Schedule DL, Parts 1 and 2

\$

16.3 Total payable for securities lending reported on the liability page

\$
17. Excluding items in Schedule E - Part 3 - Special Deposits, real estate, mortgage loans and investments held physically in the reporting entity's offices, vaults or safety deposit boxes, were all stocks, bonds and other securities, owned throughout the current year held pursuant to a custodial agreement with a qualified bank or trust company in accordance with Section 1, III - General Examination Considerations, F. Outsourcing of Critical Functions, Custodial or Safekeeping Agreements of the NAIC *Financial Condition Examiners Handbook*?

YES

- 17.1 For all agreements that comply with the requirements of the *Financial Condition Examiners Handbook*, complete the following:

1	2
Name of Custodian(s)	Custodian Address
Fifth-Third Bank	38 Fountain Square Plaza, Cincinnati, Ohio 45263
American Enterprise Investment Services, Inc.	70400 Ameriprise Financial Center, Minneapolis, MN 55474

- 17.2 For all agreements that do not comply with the requirements of the NAIC *Financial Condition Examiners Handbook*, provide the name, location and a complete explanation:

1	2	3
Name(s)	Location(s)	Complete Explanation(s)

- 17.3 Have there been any changes, including name changes, in the custodian(s) identified in 17.1 during the current quarter?

NO
- 17.4 If yes, give full and complete information relating thereto:

GENERAL INTERROGATORIES
PART 1 - COMMON INTERROGATORIES

1	2	3	4
Old Custodian	New Custodian	Date of Change	Reason

17.5 Investment management – Identify all investment advisors, investment managers, broker/dealers, including individuals that have the authority to make investment decisions on behalf of the reporting entity. This includes both primary and sub-advisors. For assets that are managed internally by employees of the reporting entity, note as such.

1	2
Name of Firm or Individual	Affiliation

17.5097 For those firms/individuals listed in the table for Question 17.5, do any firms/individuals unaffiliated with the reporting entity (i.e., designated with a "U") manage more than 10% of the reporting entity's invested assets?..... NO.....

17.5098 For firms/individuals unaffiliated with the reporting entity (i.e., designated with a "U") listed in the table for Question 17.5, does the total assets under management aggregate to more than 50% of the reporting entity's invested assets?..... NO.....

17.6 For those firms or individuals listed in the table for 17.5 with an affiliation code of "A" (affiliated) or "U" (unaffiliated), provide the information for the table below.

1	2	3	4	5
Central Registration Depository Number	Name of Firm or Individual	Legal Entity Identifier (LEI)	Registered With	Investment Management Agreement (IMA) Filed

18.1 Have all the filing requirements of the *Purposes and Procedures Manual of the NAIC Investment Analysis Office* been followed?..... YES.....

18.2 If no, list exceptions:
.....

19. By self-designating 5GI securities, the reporting entity is certifying the following elements for each self-designated 5GI security:

a. Documentation necessary to permit a full credit analysis of the security does not exist or an NAIC CRP credit rating for an FE or PL security is not available.

b. Issuer or obligor is current on all contracted interest and principal payments.

c. The insurer has an actual expectation of ultimate payment of all contracted interest and principal.

Has the reporting entity self-designated 5GI securities?..... NO.....

20. By self-designating PLGI securities, the reporting entity is certifying the following elements of each self-designated PLGI security:

a. The security was purchased prior to January 1, 2018.

b. The reporting entity is holding capital commensurate with the NAIC Designation reported for the security.

c. The NAIC Designation was derived from the credit rating assigned by an NAIC CRP in its legal capacity as a NRSRO which is shown on a current private letter rating held by the insurer and available for examination by state insurance regulators.

d. The reporting entity is not permitted to share this credit rating of the PL security with the SVO.

Has the reporting entity self-designated PLGI securities?..... NO.....

21. By assigning FE to a Schedule BA non-registered private fund, the reporting entity is certifying the following elements of each self-designated FE fund:

a. The shares were purchased prior to January 1, 2019.

b. The reporting entity is holding capital commensurate with the NAIC Designation reported for the security.

c. The security had a public credit rating(s) with annual surveillance assigned by an NAIC CRP in its legal capacity as an NRSRO prior to January 1, 2019.

d. The fund only or predominantly holds bonds in its portfolio.

e. The current reported NAIC Designation was derived from the public credit rating(s) with annual surveillance assigned by an NAIC CRP in its legal capacity as an NRSRO.

f. The public credit rating(s) with annual surveillance assigned by an NAIC CRP has not lapsed.

Has the reporting entity assigned FE to Schedule BA non-registered private funds that complied with the above criteria?..... NO.....

GENERAL INTERROGATORIES
PART 2 – PROPERTY & CASUALTY INTERROGATORIES

1. If the reporting entity is a member of a pooling arrangement, did the agreement or the reporting entity's participation change? N/A
If yes, attach an explanation.
2. Has the reporting entity reinsured any risk with any other reporting entity and agreed to release such entity from liability, in whole or in part, from any loss that may occur on the risk, or portion thereof, reinsured? NO
If yes, attach an explanation.
- 3.1 Have any of the reporting entity's primary reinsurance contracts been canceled? NO
- 3.2 If yes, give full and complete information thereto
- 4.1 Are any of the liabilities for unpaid losses and loss adjustment expenses other than certain workers' compensation tabular reserves (see Annual Statement Instructions pertaining to disclosure of discounting for definition of "tabular reserves,") discounted at a rate of interest greater than zero? NO
- 4.2 If yes, complete the following schedule:
- | | | | Total Discount | | | | Discount Taken During Period | | | |
|------------------|------------------|------------|----------------|------------|------|-------|------------------------------|------------|------|-------|
| 1 | 2 | 3 | 4 | 5 | 6 | 7 | 8 | 9 | 10 | 11 |
| Line of Business | Maximum Interest | Disc. Rate | Unpaid Losses | Unpaid LAE | IBNR | Total | Unpaid Losses | Unpaid LAE | IBNR | Total |
| Total | | | | | | | | | | |
5. Operating Percentages:
5.1 A&H loss percent %
5.2 A&H cost containment percent %
5.3 A&H expense percent excluding cost containment expenses %
- 6.1 Do you act as a custodian for health savings accounts? NO
- 6.2 If yes, please provide the amount of custodial funds held as of the reporting date. \$
- 6.3 Do you act as an administrator for health savings accounts? NO
- 6.4 If yes, please provide the balance of the funds administered as of the reporting date. \$
7. Is the reporting entity licensed or chartered, registered, qualified, eligible or writing business in at least two states? YES
- 7.1 If no, does the reporting entity assume reinsurance business that covers risks residing in at least one state other than the state of domicile of the reporting entity?

SCHEDULE F - CEDED REINSURANCE
Showing All New Reinsurers - Current Year to Date

1	2	3	4	5	6	7
NAIC Company Code	ID Number	Name of Reinsurer	Domiciliary Jurisdiction	Type of Reinsurer	Certified Reinsurer Rating (1 through 6)	Effective Date of Certified Reinsurer Rating

NONE

SCHEDULE T – EXHIBIT OF PREMIUMS WRITTEN


Current Year to Date - Allocated by States and Territories

			1	Direct Premiums Written		Direct Losses Paid (Deducting Salvage)		Direct Losses Unpaid	
			Active Status (a)	2	3	4	5	6	7
				Current Year To Date	Prior Year To Date	Current Year To Date	Prior Year To Date	Current Year To Date	Prior Year To Date
States, Etc.									
1.	Alabama	AL	N						
2.	Alaska	AK	N						
3.	Arizona	AZ	N						
4.	Arkansas	AR	N						
5.	California	CA	N						
6.	Colorado	CO	N						
7.	Connecticut	CT	N						
8.	Delaware	DE	N						
9.	District of Columbia	DC	N						
10.	Florida	FL	N						
11.	Georgia	GA	N						
12.	Hawaii	HI	N						
13.	Idaho	ID	N						
14.	Illinois	IL	N						
15.	Indiana	IN	L	3,788,824	3,590,902	1,635,552	477,154	2,042,790	1,933,729
16.	Iowa	IA	N						
17.	Kansas	KS	N						
18.	Kentucky	KY	N						
19.	Louisiana	LA	N						
20.	Maine	ME	N						
21.	Maryland	MD	N						
22.	Massachusetts	MA	N						
23.	Michigan	MI	L	542,090	577,887	104,710	96,955	41,700	184,742
24.	Minnesota	MN	N						
25.	Mississippi	MS	N						
26.	Missouri	MO	N						
27.	Montana	MT	N						
28.	Nebraska	NE	N						
29.	Nevada	NV	N						
30.	New Hampshire	NH	N						
31.	New Jersey	NJ	N						
32.	New Mexico	NM	N						
33.	New York	NY	N						
34.	North Carolina	NC	N						
35.	North Dakota	ND	N						
36.	Ohio	OH	L	6,371,693	5,995,443	543,527	1,104,934	1,222,614	930,497
37.	Oklahoma	OK	N						
38.	Oregon	OR	N						
39.	Pennsylvania	PA	N						
40.	Rhode Island	RI	N						
41.	South Carolina	SC	N						
42.	South Dakota	SD	N						
43.	Tennessee	TN	N						
44.	Texas	TX	N						
45.	Utah	UT	N						
46.	Vermont	VT	N						
47.	Virginia	VA	N						
48.	Washington	WA	N						
49.	West Virginia	WV	N						
50.	Wisconsin	WI	N						
51.	Wyoming	WY	N						
52.	American Samoa	AS	N						
53.	Guam	GU	N						
54.	Puerto Rico	PR	N						
55.	U.S. Virgin Islands	VI	N						
56.	Northern Mariana Islands	MP	N						
57.	Canada	CAN	N						
58.	Aggregate Other Alien	OT	XXX						
59.	Totals		XXX	10,702,607	10,164,232	2,283,789	1,679,043	3,307,104	3,048,968
Details of Write-Ins									
58001.			XXX						
58002.			XXX						
58003.			XXX						
58998.	Summary of remaining write-ins for Line 58 from overflow page		XXX						
58999.	Totals (Lines 58001 through 58003 plus 58998) (Line 58 above)		XXX						

(a) Active Status Counts

1. L – Licensed or Chartered - Licensed insurance carrier or domiciled RRG
3. Q – Qualified - Qualified or accredited reinsurer
5. D – Domestic Surplus Lines Insurer (DSLII) – Reporting entities authorized to write surplus lines in the state of domicile
7. R – Registered – Non-domiciled RRGs
9. E – Eligible - Reporting entities eligible or approved to write surplus lines in the state (other than the state of domicile - see DSLII)
6. N – None of the above - Not allowed to write business in the state

SCHEDULE Y - INFORMATION CONCERNING ACTIVITIES OF INSURER MEMBERS OF A HOLDING COMPANY GROUP
PART 1 - ORGANIZATIONAL CHART



SCHEDULE Y

PART 1A - DETAILS OF INSURANCE HOLDING COMPANY SYSTEM

1	2	3	4	5	6	7	8	9	10	11	12	13	14	15	16
Group Code	Group Name	NAIC Company Code	ID Number	Federal RSSD	CIK	Name of Securities Exchange if Publicly Traded (U.S. or International)	Names of Parent, Subsidiaries Or Affiliates	Domiciliary Location	Relationship to Reporting Entity	Directly Controlled by (Name of Entity/Person)	Type of Control (Ownership, Board, Management, Attorney-in-Fact, Influence, Other)	If Control is Ownership Provide Percentage	Ultimate Controlling Entity(ies) / Person(s)	Is an SCA Filing Required? (Yes/No)	*
			34-0961920				Ohio Insurance Services, Inc.	OH	DS	Affinity Mutual Insurance Company	Ownership	100.0	Affinity Mutual Insurance Company	YES	
Asterisk	Explanation														

PART 1 – LOSS EXPERIENCE

		Current Year to Date			4
		1	2	3	Prior Year to Date Direct Loss Percentage
Line of Business		Direct Premiums Earned	Direct Losses Incurred	Direct Loss Percentage	
1.	Fire	2,233,829			
2.1	Allied lines	1,489,220	81,495	5.472	59.032
2.2	Multiple peril crop				
2.3	Federal flood				
2.4	Private crop				
2.5	Private flood				
3.	Farmowners multiple peril				
4.	Homeowners multiple peril				
5.1	Commercial multiple peril (non-liability portion)	3,779,061	1,300,136	34.404	9.083
5.2	Commercial multiple peril (liability portion)	870,867	655,864	75.312	(1.627)
6.	Mortgage guaranty				
8.	Ocean marine				
9.1	Inland marine	425,736	24,570	5.771	11.037
9.2	Pet insurance				
10.	Financial guaranty				
11.1	Medical professional liability - occurrence				
11.2	Medical professional liability - claims made				
12.	Earthquake				
13.1	Comprehensive (hospital and medical) individual				
13.2	Comprehensive (hospital and medical) group				
14.	Credit accident and health				
15.1	Vision only				
15.2	Dental only				
15.3	Disability income				
15.4	Medicare supplement				
15.5	Medicaid Title XIX				
15.6	Medicare Title XVIII				
15.7	Long-term care				
15.8	Federal employees health benefits plan				
15.9	Other health				
16.	Workers' compensation				
17.1	Other liability occurrence	462,310			
17.2	Other liability-claims made				
17.3	Excess workers' compensation				
18.1	Products liability - occurrence				
18.2	Products liability - claims made				
19.1	Private passenger auto no-fault (personal injury protection)				
19.2	Other private passenger auto liability				
19.3	Commercial auto no-fault (personal injury protection)	9,162			
19.4	Other commercial auto liability	709,051	390,840	55.122	17.468
21.1	Private passenger auto physical damage				
21.2	Commercial auto physical damage	411,535	172,334	41.876	74.917
22.	Aircraft (all perils)				
23.	Fidelity	9,242			
24.	Surety	7,912	(12,000)	(151.668)	(177.102)
26.	Burglary and theft	1,422			
27.	Boiler and machinery				
28.	Credit				
29.	International				
30.	Warranty				
31.	Reinsurance - nonproportional assumed property	XXX	XXX	XXX	XXX
32.	Reinsurance - nonproportional assumed liability	XXX	XXX	XXX	XXX
33.	Reinsurance - nonproportional assumed financial lines	XXX	XXX	XXX	XXX
34.	Aggregate write-ins for other lines of business				
35.	Totals	10,409,347	2,613,239	25.105	15.811
Details of Write-Ins					
3401.				
3402.				
3403.				
3498.	Summary of remaining write-ins for Line 34 from overflow page				
3499.	Summary of remaining write-ins for Line 34 from overflow page				

PART 2 – DIRECT PREMIUMS WRITTEN

		1	2	3
Line of Business		Current Quarter	Current Year to Date	Prior Year Year to Date
1.	Fire	623,862	2,363,378	2,245,824
2.1	Allied lines	415,908	1,575,586	1,497,216
2.2	Multiple peril crop			
2.3	Federal flood			
2.4	Private crop			
2.5	Private flood			
3.	Farmowners multiple peril			
4.	Homeowners multiple peril			
5.1	Commercial multiple peril (non-liability portion)	814,133	3,674,307	3,548,550
5.2	Commercial multiple peril (liability portion)	186,444	900,021	898,767
6.	Mortgage guaranty			
8.	Ocean marine			
9.1	Inland marine	104,715	449,772	448,106
9.2	Pet insurance			
10.	Financial guaranty			
11.1	Medical professional liability - occurrence			
11.2	Medical professional liability - claims made			
12.	Earthquake			
13.1	Comprehensive (hospital and medical) individual			
13.2	Comprehensive (hospital and medical) group			
14.	Credit accident and health			
15.1	Vision only			
15.2	Dental only			
15.3	Disability income			
15.4	Medicare supplement			
15.5	Medicaid Title XIX			
15.6	Medicare Title XVIII			
15.7	Long-term care			
15.8	Federal employees health benefits plan			
15.9	Other health			
16.	Workers' compensation			
17.1	Other liability occurrence	112,204	502,394	430,655
17.2	Other liability-claims made			
17.3	Excess workers' compensation			
18.1	Products liability - occurrence			
18.2	Products liability - claims made			
19.1	Private passenger auto no-fault (personal injury protection)			
19.2	Other private passenger auto liability			
19.3	Commercial auto no-fault (personal injury protection)	2,853	9,429	11,384
19.4	Other commercial auto liability	166,748	759,808	674,670
21.1	Private passenger auto physical damage			
21.2	Commercial auto physical damage	96,961	449,179	388,768
22.	Aircraft (all perils)			
23.	Fidelity	1,738	7,654	8,299
24.	Surety	3,410	9,691	10,572
26.	Burglary and theft	208	1,388	1,421
27.	Boiler and machinery			
28.	Credit			
29.	International			
30.	Warranty			
31.	Reinsurance - nonproportional assumed property	XXX	XXX	XXX
32.	Reinsurance - nonproportional assumed liability	XXX	XXX	XXX
33.	Reinsurance - nonproportional assumed financial lines	XXX	XXX	XXX
34.	Aggregate write-ins for other lines of business			
35.	Totals	2,529,184	10,702,607	10,164,232
Details of Write-Ins				
3401.			
3402.			
3403.			
3498.	Summary of remaining write-ins for Line 34 from overflow page			
3499.	Summary of remaining write-ins for Line 34 from overflow page			

PART 3 (\$000 OMITTED)
LOSS AND LOSS ADJUSTMENT EXPENSE RESERVES SCHEDULE

	1	2	3	4	5	6	7	8	9	10	11	12	13
Years in Which Losses Occurred	Prior Year End Known Case Loss and LAE Reserves	Prior Year End IBNR Loss and LAE Reserves	Total Prior Year End Loss and LAE Reserves (Cols. 1+2)	2025 Loss and LAE Payments on Claims Reported as of Prior Year End	2025 Loss and LAE Payments on Claims Unreported as of Prior Year End	Total 2025 Loss and LAE Payments (Cols. 4+5)	Q.S. Date Known Case Loss and LAE Reserves on Claims Reported and Open as of Prior Year End	Q.S. Date Known Case Loss and LAE Reserves on Claims Reported or Reopened Subsequent to Prior Year End	Q.S. Date IBNR Loss and LAE Reserves	Total Q.S. Loss and LAE Reserves (Cols.7+8+9)	Prior Year-End Known Case Loss and LAE Reserves Developed (Savings) / Deficiency (Cols.4+7 minus Col. 1)	Prior Year-End IBNR Loss and LAE Reserves Developed (Savings) / Deficiency (Cols. 5+8+9 minus Col. 2)	Prior Year-End Total Loss and LAE Reserve Developed (Savings) / Deficiency (Cols. 11+12)
1. 2022 + Prior.....	420	24	444	206		206	235		3	238	21	(21)	–
2. 2023.....	36	91	127	2	9	11	25	175	–	200	(9)	93	84
3. Subtotals 2023 + prior.....	456	115	571	208	9	217	260	175	3	438	12	72	84
4. 2024.....	796	245	1,041	525	59	584	274	5	178	457	3	(3)	–
5. Subtotals 2024 + prior.....	1,252	360	1,612	733	68	801	534	180	181	895	15	69	84
6. 2025.....	XXX	XXX	XXX	XXX	1,113	1,113	XXX	632	179	811	XXX	XXX	XXX
7. Totals.....	1,252	360	1,612	733	1,181	1,914	534	812	360	1,706	15	69	84
8. Prior Year-End Surplus As Regards Policyholders.....											Col. 11, Line 7 As % of Col. 1, Line 7	Col. 12, Line 7 As % of Col. 2, Line 7	Col. 13, Line 7 As % of Col. 3, Line 7
	10,619										1.198 %	19.167 %	5.211 % Col. 13, Line 7 / Line 8 0.791 %

SUPPLEMENTAL EXHIBITS AND SCHEDULES INTERROGATORIES

The following supplemental reports are required to be filed as part of your statement filing. However, in the event that your company does not transact the type of business for which the special report must be filed, your response of **NO** to the specific interrogatory will be accepted in lieu of filing a “NONE” report and a bar code will be printed below. If the supplement is required of your company but is not being filed for whatever reason enter **SEE EXPLANATION** and provide an explanation following the interrogatory questions.

	Response
1. Will the Trusteed Surplus Statement be filed with the state of domicile and the NAIC with this statement?.....	NO.....
2. Will Supplement A to Schedule T (Medical Professional Liability Supplement) be filed with this statement?.....	NO.....
3. Will the Medicare Part D Coverage Supplement be filed with the state of domicile and the NAIC with this statement?.....	NO.....
4. Will the Director and Officer Insurance Coverage Supplement be filed with the state of domicile and the NAIC with this statement?.....	YES.....




August Filing

5. Will the regulator-only (non-public) Communication of Internal Control Related Matters Noted in Audit be filed with the state of domicile and electronically with the NAIC (as a regulator-only non-public document) by August 1? The response for 1st and 3rd quarters should be N/A. A NO response resulting with a bar code is only appropriate in the 2nd quarter.	N/A.....
--	----------

EXPLANATION:

1.
2.
3.
4.
5.

BARCODES:

1. 
1 6 7 4 8 2 0 2 5 4 9 0 0 0 0 0 3
2. 
1 6 7 4 8 2 0 2 5 4 5 5 0 0 0 0 3
3. 
1 6 7 4 8 2 0 2 5 3 6 5 0 0 0 0 3
4.
5.

OVERFLOW PAGE FOR WRITE-INS

SCHEDULE A – VERIFICATION

Real Estate

		1	2
		Year to Date	Prior Year Ended December 31
1.	Book/adjusted carrying value, December 31 of prior year	110,205	115,636
2.	Cost of acquired:		
2.1	Actual cost at time of acquisition		
2.2	Additional investment made after acquisition		
3.	Current year change in encumbrances		
4.	Total gain (loss) on disposals		
5.	Deduct amounts received on disposals		
6.	Total foreign exchange change in book / adjusted carrying value		
7.	Deduct current year's other-than-temporary impairment recognized		
8.	Deduct current year's depreciation	3,868	5,431
9.	Book/adjusted carrying value at the end of current period (Lines 1+2+3+4-5+6-7-8)	106,336	110,205
10.	Deduct total nonadmitted amounts		
11.	Statement value at end of current period (Line 9 minus Line 10)	106,336	110,205

SCHEDULE B – VERIFICATION

Mortgage Loans

		1	2
		Year to Date	Prior Year Ended December 31
1.	Book value/recorded investment excluding accrued interest, December 31 of prior year		
2.	Cost of acquired:		
2.1	Actual cost at time of acquisition		
2.2	Additional investment made after acquisition		
3.	Capitalized deferred interest and other		
4.	Accrual of discount		
5.	Unrealized valuation increase / (decrease)		
6.	Total gain (loss) on disposals		
7.	Deduct amounts received on disposals		
8.	Deduct amortization of premium and mortgage interest points and commitment fees		
9.	Total foreign exchange change in book value/recorded investment excluding accrued interest		
10.	Deduct current year's other-than-temporary impairment recognized		
11.	Book value/recorded investment excluding accrued interest at end of current period (Lines 1+2+3+4+5+6-7-8+9-10)		
12.	Total valuation allowance		
13.	Subtotal (Line 11 plus Line 12)		
14.	Deduct total nonadmitted amounts		
15.	Statement value at end of current period (Line 13 minus Line 14)		

NONE

SCHEDULE BA - VERIFICATION

Other Long-Term Invested Assets

		1	2
		Year to Date	Prior Year Ended December 31
1.	Book/adjusted carrying value, December 31 of prior year		
2.	Cost of acquired:		
2.1	Actual cost at time of acquisition		
2.2	Additional investment made after acquisition		
3.	Capitalized deferred interest and other		
4.	Accrual of discount		
5.	Unrealized valuation increase / (decrease)		
6.	Total gain (loss) on disposals		
7.	Deduct amounts received on disposals		
8.	Deduct amortization of premium, depreciation and proportional amortization		
9.	Total foreign exchange change in book / adjusted carrying value		
10.	Deduct current year's other-than-temporary impairment recognized		
11.	Book/adjusted carrying value at end of current period (Lines 1+2+3+4+5+6-7-8+9-10)		
12.	Deduct total nonadmitted amounts		
13.	Statement value at end of current period (Line 11 minus Line 12)		

NONE

SCHEDULE D - VERIFICATION

Bonds and Stocks

		1	2
		Year to Date	Prior Year Ended December 31
1.	Book/adjusted carrying value of bonds and stocks, December 31 of prior year	9,088,818	9,696,946
2.	Cost of bonds and stocks acquired	7,339,193	10,322,734
3.	Accrual of discount	26,351	23,466
4.	Unrealized valuation increase / (decrease)	437,029	90,306
5.	Total gain (loss) on disposals	170,721	688,437
6.	Deduct consideration for bonds and stocks disposed of	6,199,857	11,733,071
7.	Deduct amortization of premium	-	
8.	Total foreign exchange change in book / adjusted carrying value		
9.	Deduct current year's other-than-temporary impairment recognized		
10.	Total investment income recognized as a result of prepayment penalties and/or acceleration fees		
11.	Book/adjusted carrying value at end of current period (Lines 1+2+3+4+5-6-7+8-9+10)	10,862,255	9,088,818
12.	Deduct total nonadmitted amounts	926	926
13.	Statement value at end of current period (Line 11 minus Line 12)	10,861,329	9,087,892

SCHEDULE D – PART 1B

Showing the Acquisitions, Dispositions and Non-Trading Activity
During the Current Quarter for all Bonds and Preferred Stock by NAIC Designation

	1	2	3	4	5	6	7	8
NAIC Designation	Book / Adjusted Carrying Value Beginning of Current Quarter	Acquisitions During Current Quarter	Dispositions During Current Quarter	Non-Trading Activity During Current Quarter	Book / Adjusted Carrying Value End of First Quarter	Book / Adjusted Carrying Value End of Second Quarter	Book / Adjusted Carrying Value End of Third Quarter	Book / Adjusted Carrying Value December 31 Prior Year
Issuer Credit Obligations (ICO)								
1. NAIC 1 (a).....	1,388,366	1,384,982	—	4,860	1,389,284	1,388,366	2,778,208	1,187,960
2. NAIC 2 (a).....								
3. NAIC 3 (a).....								
4. NAIC 4 (a).....								
5. NAIC 5 (a).....								
6. NAIC 6 (a).....								
7. Total ICO.....	1,388,366	1,384,982	—	4,860	1,389,284	1,388,366	2,778,208	1,187,960
Asset-Backed Securities (ABS)								
8. NAIC 1.....								
9. NAIC 2.....								
10. NAIC 3.....								
11. NAIC 4.....								
12. NAIC 5.....								
13. NAIC 6.....								
14. Total ABS.....								
Preferred Stock								
15. NAIC 1.....	117,680		51,879	20,463	119,000	117,680	86,264	122,040
16. NAIC 2.....	548,950		52,825	43,735	562,780	548,950	539,860	575,890
17. NAIC 3.....								
18. NAIC 4.....								
19. NAIC 5.....								
20. NAIC 6.....								
21. Total Preferred Stock.....	666,630		104,704	64,198	681,780	666,630	626,124	697,930
22. Total ICO, ABS, & Preferred Stock.....	2,054,996	1,384,982	104,704	69,058	2,071,064	2,054,996	3,404,332	1,885,890

(a) Book/Adjusted Carrying Value column for the end of the current reporting period includes the following amount of short-term and cash equivalent bonds by NAIC designation:
NAIC 1 \$; NAIC 2 \$; NAIC 3 \$; NAIC 4 \$; NAIC 5 \$; NAIC 6 \$

(SI-03) Schedule DA - Part 1

NONE

(SI-03) Schedule DA - Verification - Short-Term Investments

NONE

(SI-04) Schedule DB - Part A - Verification - Options, Caps, Floors, Collars, Swaps and Forwards

NONE

(SI-04) Schedule DB - Part B - Verification - Futures Contracts

NONE

(SI-05) Schedule DB - Part C - Section 1

NONE

(SI-06) Schedule DB - Part C - Section 2

NONE

(SI-07) Schedule DB - Verification

NONE

SCHEDULE E – PART 2 – VERIFICATION
(Cash Equivalents)

		1	2
		Year to Date	Prior Year Ended December 31
1.	Book/adjusted carrying value, December 31 of prior year.....	4,580,000	3,100,000
2.	Cost of cash equivalents acquired.....	908,000	3,325,000
3.	Accrual of discount.....		
4.	Unrealized valuation increase / (decrease).....		
5.	Total gain (loss) on disposals.....		
6.	Deduct consideration received on disposals.....	1,472,000	1,845,000
7.	Deduct amortization of premium.....		
8.	Total foreign exchange change in book / adjusted carrying value.....		
9.	Deduct current year's other-than-temporary impairment recognized.....		
10.	Book/adjusted carrying value at end of current period (Lines 1+2+3+4+5-6-7+8-9).....	4,016,000	4,580,000
11.	Deduct total nonadmitted amounts.....		
12.	Statement value at end of current period (Line 10 minus Line 11).....	4,016,000	4,580,000

(E-01) Schedule A - Part 2
NONE

(E-01) Schedule A - Part 3
NONE

(E-02) Schedule B - Part 2
NONE

(E-02) Schedule B - Part 3
NONE

(E-03) Schedule BA - Part 2
NONE

(E-03) Schedule BA - Part 3
NONE

SCHEDULE D - PART 3

Show All Long-Term Bonds and Stock Acquired During the Current Quarter

1	2	3	4	5	6	7	8	9
CUSIP Identification	Description	Date Acquired	Name of Vendor	Number of Shares of Stock	Actual Cost	Par Value	Paid for Accrued Interest and Dividends	NAIC Designation, NAIC Designation Modifier and SVO Administrative Symbol
Issuer Credit Obligations: U.S. Government Obligations (Exempt from RBC)								
91282C-LP-4	U.S. Treasury Note	07/17/2025	Ameriprise Financial Services, Inc.	XXX	199,681	200,000	2,085	1.A FE
91282C-DG-3	U.S. Treasury Note	07/17/2025	Ameriprise Financial Services, Inc.	XXX	193,738	200,000	483	1.A FE
91282C-DK-4	U.S. Treasury Note	07/17/2025	Ameriprise Financial Services, Inc.	XXX	193,712	200,000	328	1.A FE
91282C-DQ-1	U.S. Treasury Note	07/17/2025	Ameriprise Financial Services, Inc.	XXX	193,290	200,000	122	1.A FE
91282C-MH-1	U.S. Treasury Note	08/21/2025	Ameriprise Financial Services, Inc.	XXX	201,675	200,000	493	1.A FE
91282C-MP-3	U.S. Treasury Note	08/21/2025	Ameriprise Financial Services, Inc.	XXX	201,785	200,000	3,923	1.A FE
91282C-MV-0	U.S. Treasury Note	08/21/2025	Ameriprise Financial Services, Inc.	XXX	201,102	200,000	3,049	1.A FE
0019999999 – Issuer Credit Obligations: U.S. Government Obligations (Exempt from RBC)					1,384,983	1,400,000	10,483	XXX
0489999999 – Subtotal - Issuer Obligations (Unaffiliated)					1,384,983	1,400,000	10,483	XXX
0509999997 – Subtotals - Issuer Credit Obligations - Part 3					1,384,983	1,400,000	10,483	XXX
0509999998 – Summary Item from Part 5 for Issuer Credit Obligations (N/A to Quarterly)					XXX	XXX	XXX	XXX
0509999999 – Subtotals - Issuer Credit Obligations					1,384,983	1,400,000	10,483	XXX
2009999999 – Subtotals - Issuer Credit Obligations and Asset-Backed Securities					1,384,983	1,400,000	10,483	XXX
Common Stocks: Industrial and Miscellaneous (Unaffiliated) Other								
02079K-30-5	Alphabet, Inc.	07/17/2025	Ameriprise Financial Services, Inc.	500.000	91,954	XXX		XXX
025537-10-1	American Electric Power Company, Inc.	07/17/2025	Ameriprise Financial Services, Inc.	1,000.000	106,214	XXX		XXX
20030N-10-1	Comcast Corp	07/17/2025	Ameriprise Financial Services, Inc.	2,000.000	69,838	XXX		XXX
337932-10-7	FirstEnergy Corp	07/17/2025	Ameriprise Financial Services, Inc.	2,000.000	81,562	XXX		XXX
406216-10-1	Halliburton Company	07/17/2025	Ameriprise Financial Services, Inc.	5,000.000	107,569	XXX		XXX
09260D-10-7	Blackstone, Inc.	08/21/2025	Ameriprise Financial Services, Inc.	1,000.000	164,932	XXX		XXX
50212V-10-0	LPL Financial Holdings, Inc.	08/21/2025	Ameriprise Financial Services, Inc.	500.000	181,369	XXX		XXX
30303M-10-2	Meta Platforms, Inc.	08/21/2025	Ameriprise Financial Services, Inc.	200.000	149,020	XXX		XXX
64110L-10-6	Netflix, Inc.	08/21/2025	Ameriprise Financial Services, Inc.	100.000	121,571	XXX		XXX
031162-10-0	Amgen, Inc.	09/18/2025	Ameriprise Financial Services, Inc.	1,000.000	275,946	XXX		XXX
58933Y-10-5	Merck & Company, Inc.	09/18/2025	Ameriprise Financial Services, Inc.	2,000.000	163,352	XXX		XXX
74340W-10-3	Prologis, Inc.	09/18/2025	Ameriprise Financial Services, Inc.	1,000.000	115,445	XXX		XXX
79466L-30-2	Salesforce, Inc.	09/18/2025	Ameriprise Financial Services, Inc.	1,000.000	246,556	XXX		XXX
5029999999 – Common Stocks: Industrial and Miscellaneous (Unaffiliated) Other					1,875,328	XXX		XXX
5989999997 – Subtotals - Common Stocks - Part 3					1,875,328	XXX		XXX
5989999998 – Summary Item from Part 5 for Common Stocks (N/A to Quarterly)					XXX	XXX	XXX	XXX
5989999999 – Subtotals Common Stocks					1,875,328	XXX		XXX
5999999999 – Subtotals Preferred and Common Stocks					1,875,328	XXX		XXX
6009999999 – Totals					3,260,311	XXX	10,483	XXX

SCHEDULE D - PART 4

Show All Long-Term Bonds and Stock Sold, Redeemed or Otherwise Disposed of During the Current Quarter

1	2	3	4	5	6	7	8	9	Change in Book / Adjusted Carrying Value					15	16	17	18	19	20	21
									10	11	12	13	14							
CUSIP Identification	Description	Disposal Date	Name of Purchaser	Number of Shares of Stock	Consideration	Par Value	Actual Cost	Prior Year Book / Adjusted Carrying Value	Unrealized Valuation Increase / (Decrease)	Current Year's (Amortization) / Accretion	Current Year's Other-Than- Temporary Impairment Recognized	Total Change in B. / A.C.V. (10+11-12)	Total Foreign Exchange Change in B./A.C.V.	Book / Adjusted Carrying Value at Disposal Date	Foreign Exchange Gain (Loss) on Disposal	Realized Gain (Loss) on Disposal	Total Gain (Loss) on Disposal	Bond Interest / Stock Dividends Received During Year	Stated Contractual Maturity Date	NAIC Designation, NAIC Designation Modifier and SVO Administrative Symbol
Preferred Stocks: Industrial and Miscellaneous (Unaffiliated) Perpetual Preferred																				
04686J-20-0	Athene Holding Inc Perptl Non Cuml B	07/17/2025	Ameriprise Financial Services, Inc.	2,000.000	39,773	25	52,825	41,080	11,745			11,745		52,825		(13,052)	(13,052)	1,406	XXX	2.C FE
43010E-50-3	Highland Income Fund Ser A PFD	07/17/2025	Ameriprise Financial Services, Inc.	2,000.000	32,061	25	51,879	33,000	18,879			18,879		51,879		(19,818)	(19,818)	1,344	XXX	1.F FE
4019999999 – Preferred Stocks: Industrial and Miscellaneous (Unaffiliated) Perpetual Preferred												71,834	XXX	104,704		(32,870)	(32,870)	2,750	XXX	XXX
4509999997 – Subtotals - Preferred Stocks - Part 4												71,834	XXX	104,704		(32,870)	(32,870)	2,750	XXX	XXX
4509999998 – Summary Item from Part 5 for Preferred Stocks (N/A to Quarterly)												XXX	XXX	XXX	XXX	XXX	XXX	XXX	XXX	XXX
4509999999 – Subtotals - Preferred Stocks												71,834	XXX	104,704		(32,870)	(32,870)	2,750	XXX	XXX
Common Stocks: Industrial and Miscellaneous (Unaffiliated) Publicly Traded																				
553368-10-1	MP Materials Corp	07/10/2025	Ameriprise Financial Services, Inc.	2,000.000	92,110	XXX	31,746	31,200	547			547		31,746		60,364	60,364		XXX	XXX
92942W-10-7	WK Kellogg Co.	07/10/2025	Ameriprise Financial Services, Inc.	375.000	8,517	XXX	5,175	6,746	(1,571)			(1,571)		5,175		3,342	3,342	124	XXX	XXX
92942W-10-7	WK Kellogg Co.	07/10/2025	Ameriprise Financial Services, Inc.	5,000.000	113,567	XXX	73,458	89,950	(16,492)			(16,492)		73,458		40,109	40,109	1,650	XXX	XXX
075887-10-9	Becton Dickinson & Co.	07/17/2025	Ameriprise Financial Services, Inc.	1,000.000	177,494	XXX	236,530	226,870	9,660			9,660		236,530		(59,036)	(59,036)	2,080	XXX	XXX
14316J-10-8	Carlyle Group, Inc.	07/17/2025	Ameriprise Financial Services, Inc.	3,000.000	176,767	XXX	143,007							143,007		33,760	33,760		XXX	XXX
24703L-20-2	Dell Technologies, Inc.	07/17/2025	Ameriprise Financial Services, Inc.	1,000.000	122,398	XXX	118,660	115,240	3,420			3,420		118,660		3,738	3,738	970	XXX	XXX
040413-20-5	Arist Networks, Inc.	08/21/2025	Ameriprise Financial Services, Inc.	1,000.000	130,302	XXX	109,569	110,530	(962)			(962)		109,569		20,734	20,734		XXX	XXX
166764-10-0	Chevron Corp	08/21/2025	Ameriprise Financial Services, Inc.	1,000.000	153,066	XXX	160,276	144,840	15,436			15,436		160,276		(7,210)	(7,210)	5,130	XXX	XXX
438128-30-8	Honda Motor Ltd.	08/21/2025	Ameriprise Financial Services, Inc.	5,000.000	168,637	XXX	119,408	142,750	(23,343)			(23,343)		119,408		49,230	49,230	3,052	XXX	XXX
457730-10-9	Inspire Medical Systems, Inc.	08/21/2025	Ameriprise Financial Services, Inc.	1,000.000	93,433	XXX	153,352							153,352		(59,919)	(59,919)		XXX	XXX
654106-10-3	Nike, Inc.	08/21/2025	Ameriprise Financial Services, Inc.	2,000.000	151,147	XXX	146,185							146,185		4,962	4,962	800	XXX	XXX
9111312-10-6	United Parcel Service, Inc.	08/21/2025	Ameriprise Financial Services, Inc.	2,000.000	172,317	XXX	272,012	252,200	19,812			19,812		272,012		(99,695)	(99,695)	9,840	XXX	XXX
00724F-10-1	Adobe, Inc.	09/18/2025	Ameriprise Financial Services, Inc.	500.000	182,448	XXX	300,362	222,340	78,022			78,022		300,362		(117,915)	(117,915)		XXX	XXX
02079K-30-5	Alphabet, Inc.	09/18/2025	Ameriprise Financial Services, Inc.	500.000	124,538	XXX	91,954							91,954		32,584	32,584	105	XXX	XXX
025932-10-4	American Financial Group, Inc.	09/18/2025	Ameriprise Financial Services, Inc.	1,000.000	138,807	XXX	134,750	136,930	(2,180)			(2,180)		134,750		4,057	4,057	4,400	XXX	XXX
513272-10-4	Lamb Weston Holdings, Inc.	09/18/2025	Ameriprise Financial Services, Inc.	1,500.000	84,726	XXX	120,903	100,245	20,658			20,658		120,903		(36,177)	(36,177)	2,175	XXX	XXX
666807-10-2	Northrop Grumman Corp	09/18/2025	Ameriprise Financial Services, Inc.	500.000	284,476	XXX	246,032							246,032		38,444	38,444	2,310	XXX	XXX
698813-10-2	Papa John's Intl, Inc.	09/18/2025	Ameriprise Financial Services, Inc.	3,000.000	135,725	XXX	93,763							93,763		41,962	41,962	2,760	XXX	XXX
5019999999 – Common Stocks: Industrial and Miscellaneous (Unaffiliated) Publicly Traded												2,510,475	XXX	2,557,142		(46,666)	(46,666)	35,396	XXX	XXX
5989999997 – Subtotals - Common Stocks - Part 4												2,510,475	XXX	2,557,142		(46,666)	(46,666)	35,396	XXX	XXX
5989999998 – Summary Item from Part 5 for Common Stocks (N/A to Quarterly)												XXX	XXX	XXX	XXX	XXX	XXX	XXX	XXX	XXX
5989999999 – Subtotals Common Stocks												2,510,475	XXX	2,557,142		(46,666)	(46,666)	35,396	XXX	XXX
5999999999 – Subtotals Preferred and Common Stocks												2,582,309	XXX	2,661,846		(79,536)	(79,536)	38,146	XXX	XXX
6009999999 – Totals												2,582,309	XXX	2,661,846		(79,536)	(79,536)	38,146	XXX	XXX

(E-06) Schedule DB - Part A - Section 1

NONE

(E-06) Schedule DB - Part A - Section 1 - Description of Hedged Risk(s)

NONE

(E-06) Schedule DB - Part A - Section 1 - Financial or Economic Impact of The Hedge at the End of the Reporting Period

NONE

(E-07) Schedule DB - Part B - Section 1

NONE

(E-07) Schedule DB - Part B - Section 1 - Broker Name

NONE

(E-07) Schedule DB - Part B - Section 1 - Description of Hedged Risk(s)

NONE

(E-07) Schedule DB - Part B - Section 1 - Financial or Economic Impact of The Hedge at the End of the Reporting Period

NONE

(E-08) Schedule DB - Part D - Section 1

NONE

(E-09) Schedule DB - Part D - Section 2 - Collateral Pledged By Reporting Entity

NONE

(E-09) Schedule DB - Part D - Section 2 - Collateral Pledged To Reporting Entity

NONE

(E-10) Schedule DB - Part E

NONE

(E-11) Schedule DL - Part 1

NONE

(E-12) Schedule DL - Part 2

NONE

SCHEDULE E - PART 1 - CASH
Month End Depository Balances

1 Depository	2	3	4	5	Book Balance at End of Each Month During Current Quarter			9
	Restricted Asset Code	Rate of Interest	Amount of Interest Received During Current Quarter	Amount of Interest Accrued at Current Statement Date	6	7	8	*
					First Month	Second Month	Third Month	
JPMorgan Chase Bank, N.A. - Checking – Lima, OH.....					1,378,547	1,815,517	1,838,501	XXX
JPMorgan Chase Bank, N.A. - Savings – Lima, OH.....		0.030	1		10,424	10,424	10,424	XXX
Citizens National Bank - Checking – Lima, OH.....					200,000	200,000	200,000	XXX
Ameriprise Bank FSB – Minneapolis, MN.....					4,521	4,153	13,250	XXX
0199998 – Deposits in depositories that do not exceed the allowable limit in any one depository (see Instructions) - Open Depositories.....								XXX
0199999 – Total Open Depositories.....			1		1,593,492	2,030,094	2,062,175	XXX
0299998 – Deposits in depositories that do not exceed the allowable limit in any one depository (see Instructions) - Suspended Depositories.....								XXX
0299999 – Total Suspended Depositories.....								XXX
0399999 – Total Cash on Deposit.....			1		1,593,492	2,030,094	2,062,175	XXX
0499999 – Cash in Company's Office.....			XXX	XXX	100	100	100	XXX
0599999 – Total.....			1		1,593,592	2,030,194	2,062,275	XXX

SCHEDULE E - PART 2 - CASH EQUIVALENTS

Show Investments Owned End of Current Quarter

1	2	3	4	5	6	7	8	9
CUSIP	Description	Restricted Asset Code	Date Acquired	Stated Rate of Interest	Maturity Date	Book / Adjusted Carrying Value	Amount of Interest Due and Accrued	Amount Received During Year
Exempt Money Market Mutual Funds – as Identified by SVO								
60934N-67-4	Federated-US Treas Cash Res-Serv Shares	09/01/2025	3.970	XXX	2,008,000	66,912
825252-10-9	Invesco Treasury Private Cl	09/01/2025	3.950	XXX	2,008,000	66,819
8209999999 – Exempt Money Market Mutual Funds – as Identified by SVO.....						4,016,000	133,731
8589999999 – Total Cash Equivalents (Unaffiliated)						4,016,000	133,731
8609999999 – Total Cash Equivalents						4,016,000	133,731



DIRECTOR AND OFFICER INSURANCE COVERAGE SUPPLEMENT

Year To Date For The Period Ended 09/30/2025

NAIC Group Code:
Company Name: AFFINITY MUTUAL INSURANCE COMPANY

NAIC Company Code: 16748

If the reporting entity writes any director and officer (D&O) business, please provide the following:

1. Monoline policies

1	2	3
Direct Written Premium	Direct Earned Premium	Direct Losses Incurred
\$.....	\$.....	\$.....

2. Commercial Multiple Peril (CMP) Packaged Policies

- 2.1 Does the reporting entity provide D&O liability coverage as part of a CMP packaged policy?.....YES.....
- 2.2 Can the direct premium earned for D&O liability coverage provided as part of a CMP packaged policy be quantified or estimated?.....YES.....
- 2.3 If the answer to question 2.2 is yes, provide the quantified or estimated direct premium earned amount for D&O liability coverage in
CMP packaged policies

2.31 Amount quantified:.....\$..... 3,196

2.32 Amount estimated using reasonable assumptions:.....\$.....
- 2.4 If the answer to question 2.1 is yes, provide direct losses incurred (losses paid plus change in case reserves) for the D&O liability
coverage provided in CMP packaged policies.....\$.....