



HEALTH QUARTERLY STATEMENT

AS OF JUNE 30, 2025  
OF THE CONDITION AND AFFAIRS OF THE

Humana Health Plan of Ohio, Inc.

NAIC Group Code01190119NAIC Company Code95348Employer's ID Number31-1154200  
(Current)(Prior)

Organized under the Laws ofOhio, State of Domicile or Port of EntryOH

Country of DomicileUnited States of America

Licensed as business type:Health Maintenance Organization

Is HMO Federally Qualified? Yes [ X ] No [ ]

Incorporated/Organized08/19/1985Commenced Business01/01/1986

Statutory Home Officec/o CT Corporation System, 4400 Easton Commons Way, Suite 125Columbus, OH, US 43219  
(Street and Number)(City or Town, State, Country and Zip Code)

Main Administrative Office500 West Main Street  
(Street and Number)  
Louisville, KY, US 40202513-784-5320  
(City or Town, State, Country and Zip Code)(Area Code) (Telephone Number)

Mail AddressP.O. Box 740036Louisville, KY, US 40201-7436  
(Street and Number or P.O. Box)(City or Town, State, Country and Zip Code)

Primary Location of Books and Records500 West Main Street  
(Street and Number)  
Louisville, KY, US 40202513-784-5320  
(City or Town, State, Country and Zip Code)(Area Code) (Telephone Number)

Internet Website Addresswww.humana.com

Statutory Statement ContactAmanda Nethery502-580-1624  
(Name)(Area Code) (Telephone Number)  
DOIINQUIRIES@humana.com502-580-2099  
(E-mail Address)(FAX Number)

OFFICERS

PresidentGeorge Renaudin IIChief Financial OfficerCeleste Marie Mellet #

VP, Associate General Counsel & Corporate SecretaryJoseph Matthew RuschellVP & TreasurerRobert Martin Marcoux Jr.

OTHER

Erin Fegan Banet #, SVP, Chief Audit and Risk Officer	John Edward Barger III, SVP, Medicaid President	Courtney Danielle Durall, Assistant Corporate Secretary & Director, ESG Strategy
Daniel Kevin Feld, Associate VP, Tax	John-Paul William Felter, SVP, Chief Accounting Officer & Controller	Leann Moren Hutchinson, VP, Specialty Service and Operations
John Stephen Littig, VP, Medicare Regional President	Sean Joseph O'Reilly, SVP, Chief Compliance Officer	William Mark Preston, VP, Investments
Frederick William Roth, VP, Medicare Supplement	Lisa Thornell Stephens #, SVP & Chief Operating Officer, Insurance	Gilbert Alan Stewart, SVP, Medicare Divisional Leader

DIRECTORS OR TRUSTEES

Sean Joseph O'Reilly	George Renaudin II	Joseph Matthew Ruschell
----------------------	--------------------	-------------------------

State ofKentuckySS:

County ofJefferson

The officers of this reporting entity being duly sworn, each depose and say that they are the described officers of said reporting entity, and that on the reporting period stated above, all of the herein described assets were the absolute property of the said reporting entity, free and clear from any liens or claims thereon, except as herein stated, and that this statement, together with related exhibits, schedules and explanations therein contained, annexed or referred to, is a full and true statement of all the assets and liabilities and of the condition and affairs of the said reporting entity as of the reporting period stated above, and of its income and deductions therefrom for the period ended, and have been completed in accordance with the NAIC Annual Statement Instructions and Accounting Practices and Procedures manual except to the extent that: (1) state law may differ; or, (2) that state rules or regulations require differences in reporting not related to accounting practices and procedures, according to the best of their information, knowledge and belief, respectively. Furthermore, the scope of this attestation by the described officers also includes the related corresponding electronic filing with the NAIC, when required, that is an exact copy (except for formatting differences due to electronic filing) of the enclosed statement. The electronic filing may be requested by various regulators in lieu of or in addition to the enclosed statement.

George Renaudin II President	Joseph Matthew Ruschell VP, Associate General Counsel & Corporate Secretary	Robert Martin Marcoux, Jr. VP & Treasurer
---------------------------------	--	--

Subscribed and sworn to before me this8thday ofAugust, 2025

Julia Wentworth  
Notary Public  
January 10, 2029

a. Is this an original filing? .....

b. If no,  
1. State the amendment number.....  
2. Date filed .....  
3. Number of pages attached.....

Yes [ X ] No [ ]

ASSETS

	Current Statement Date			4 December 31 Prior Year Net Admitted Assets
	1 Assets	2 Nonadmitted Assets	3 Net Admitted Assets (Cols. 1 - 2)	
1. Bonds .....	134,752,599	0	134,752,599	118,423,046
2. Stocks:				
2.1 Preferred stocks .....	0	0	0	0
2.2 Common stocks .....	0	0	0	0
3. Mortgage loans on real estate:				
3.1 First liens .....	0	0	0	0
3.2 Other than first liens.....	0	0	0	0
4. Real estate:				
4.1 Properties occupied by the company (less \$ .....0 encumbrances) .....	0	0	0	0
4.2 Properties held for the production of income (less \$ .....0 encumbrances) .....	0	0	0	0
4.3 Properties held for sale (less \$ .....0 encumbrances) .....	0	0	0	0
5. Cash (\$ .....75,915,782 ), cash equivalents (\$ .....100,765,823 ) and short-term investments (\$ .....0 ) .....	176,681,604	0	176,681,604	109,080,322
6. Contract loans (including \$ .....0 premium notes) .....	0	0	0	0
7. Derivatives .....	0	0	0	0
8. Other invested assets .....	0	0	0	0
9. Receivables for securities .....	0	0	0	0
10. Securities lending reinvested collateral assets .....	2,787,667	0	2,787,667	1,952,173
11. Aggregate write-ins for invested assets .....	0	0	0	0
12. Subtotals, cash and invested assets (Lines 1 to 11) .....	314,221,870	0	314,221,870	229,455,541
13. Title plants less \$ .....0 charged off (for Title insurers only) .....	0	0	0	0
14. Investment income due and accrued .....	986,756	0	986,756	756,809
15. Premiums and considerations:				
15.1 Uncollected premiums and agents' balances in the course of collection .....	56,994,373	12,584	56,981,789	80,047,355
15.2 Deferred premiums, agents' balances and installments booked but deferred and not yet due (including \$ .....0 earned but unbilled premiums) .....	0	0	0	0
15.3 Accrued retrospective premiums (\$ .....172,656 ) and contracts subject to redetermination (\$ .....47,440,375 ) .....	47,613,031	0	47,613,031	40,565,234
16. Reinsurance:				
16.1 Amounts recoverable from reinsurers .....	0	0	0	0
16.2 Funds held by or deposited with reinsured companies .....	0	0	0	0
16.3 Other amounts receivable under reinsurance contracts .....	0	0	0	0
17. Amounts receivable relating to uninsured plans .....	1,726,696	18,396	1,708,301	876,683
18.1 Current federal and foreign income tax recoverable and interest thereon ....	0	0	0	0
18.2 Net deferred tax asset .....	5,875,298	0	5,875,298	5,875,298
19. Guaranty funds receivable or on deposit .....	0	0	0	0
20. Electronic data processing equipment and software .....	0	0	0	0
21. Furniture and equipment, including health care delivery assets (\$ .....0 ) .....	0	0	0	0
22. Net adjustment in assets and liabilities due to foreign exchange rates .....	0	0	0	0
23. Receivables from parent, subsidiaries and affiliates .....	0	0	0	0
24. Health care (\$ .....3,295,793 ) and other amounts receivable .....	8,274,513	4,909,818	3,364,695	3,340,079
25. Aggregate write-ins for other-than-invested assets .....	323,336	323,336	0	0
26. Total assets excluding Separate Accounts, Segregated Accounts and Protected Cell Accounts (Lines 12 to 25) .....	436,015,874	5,264,134	430,751,740	360,916,998
27. From Separate Accounts, Segregated Accounts and Protected Cell Accounts .....	0	0	0	0
28. Total (Lines 26 and 27)	436,015,874	5,264,134	430,751,740	360,916,998
DETAILS OF WRITE-INS				
1101. ....	0	0	0	0
1102. ....				
1103. ....				
1198. Summary of remaining write-ins for Line 11 from overflow page .....	0	0	0	0
1199. Totals (Lines 1101 through 1103 plus 1198)(Line 11 above)	0	0	0	0
2501. Prepaid Commissions .....	323,336	323,336	0	0
2502. ....				
2503. ....				
2598. Summary of remaining write-ins for Line 25 from overflow page .....	0	0	0	0
2599. Totals (Lines 2501 through 2503 plus 2598)(Line 25 above)	323,336	323,336	0	0

LIABILITIES, CAPITAL AND SURPLUS

	Current Period			Prior Year
	1 Covered	2 Uncovered	3 Total	4 Total
1. Claims unpaid (less \$ .....0 reinsurance ceded) .....	139,011,787	9,155,458	148,167,245	140,013,674
2. Accrued medical incentive pool and bonus amounts .....	492,461	0	492,461	999,531
3. Unpaid claims adjustment expenses .....	2,062,612	0	2,062,612	1,364,862
4. Aggregate health policy reserves, including the liability of \$ .....27,930 for medical loss ratio rebate per the Public Health Service Act .....	24,901,984	0	24,901,984	12,041,544
5. Aggregate life policy reserves .....	0	0	0	0
6. Property/casualty unearned premium reserve .....	0	0	0	0
7. Aggregate health claim reserves .....	1,467	0	1,467	1,467
8. Premiums received in advance .....	58,605	0	58,605	19,200
9. General expenses due or accrued .....	11,455,614	0	11,455,614	21,642,996
10.1 Current federal and foreign income tax payable and interest thereon (including \$ .....23,070 on realized gains (losses)) .....	6,910,463	0	6,910,463	766,405
10.2 Net deferred tax liability .....	0	0	0	0
11. Ceded reinsurance premiums payable .....	0	0	0	0
12. Amounts withheld or retained for the account of others.....	0	0	0	0
13. Remittances and items not allocated .....	82,140	0	82,140	13,375
14. Borrowed money (including \$ .....0 current) and interest thereon \$ .....0 (including \$ .....0 current) .....	0	0	0	0
15. Amounts due to parent, subsidiaries and affiliates .....	59,576,868	0	59,576,868	57,164,402
16. Derivatives .....	0	0	0	0
17. Payable for securities .....	1,476,699	0	1,476,699	0
18. Payable for securities lending .....	2,787,667	0	2,787,667	1,952,173
19. Funds held under reinsurance treaties (with \$ .....0 authorized reinsurers, \$ .....0 unauthorized reinsurers and \$ .....0 certified reinsurers).....	0	0	0	0
20. Reinsurance in unauthorized and certified (\$ .....0 ) companies .....	0	0	0	0
21. Net adjustments in assets and liabilities due to foreign exchange rates .....	0	0	0	0
22. Liability for amounts held under uninsured plans .....	923,596	0	923,596	952,684
23. Aggregate write-ins for other liabilities (including \$ .....10,260,955 current) .....	11,549,166	0	11,549,166	4,661,998
24. Total liabilities (Lines 1 to 23) .....	261,291,129	9,155,458	270,446,587	241,594,311
25. Aggregate write-ins for special surplus funds .....	XXX	XXX	0	0
26. Common capital stock .....	XXX	XXX	1,000	1,000
27. Preferred capital stock .....	XXX	XXX	0	0
28. Gross paid in and contributed surplus .....	XXX	XXX	210,223,747	195,223,747
29. Surplus notes .....	XXX	XXX	0	0
30. Aggregate write-ins for other-than-special surplus funds .....	XXX	XXX	0	0
31. Unassigned funds (surplus) .....	XXX	XXX	(49,919,595)	(75,902,060)
32. Less treasury stock, at cost:				
32.1 .....0 shares common (value included in Line 26 \$ .....0 ) .....	XXX	XXX	0	0
32.2 .....0 shares preferred (value included in Line 27 \$ .....0 ) .....	XXX	XXX	0	0
33. Total capital and surplus (Lines 25 to 31 minus Line 32) .....	XXX	XXX	160,305,152	119,322,687
34. Total liabilities, capital and surplus (Lines 24 and 33)	XXX	XXX	430,751,740	360,916,998
DETAILS OF WRITE-INS				
2301. Unclaimed Property .....	69,893	0	69,893	22,375
2302. Premium Payable .....	11,479,273	0	11,479,273	4,639,623
2303. ....				
2398. Summary of remaining write-ins for Line 23 from overflow page .....	0	0	0	0
2399. Totals (Lines 2301 through 2303 plus 2398)(Line 23 above)	11,549,166	0	11,549,166	4,661,998
2501. ....	XXX	XXX	0	0
2502. ....	XXX	XXX		
2503. ....	XXX	XXX		
2598. Summary of remaining write-ins for Line 25 from overflow page .....	XXX	XXX	0	0
2599. Totals (Lines 2501 through 2503 plus 2598)(Line 25 above)	XXX	XXX	0	0
3001. ....	XXX	XXX	0	0
3002. ....	XXX	XXX		
3003. ....	XXX	XXX		
3098. Summary of remaining write-ins for Line 30 from overflow page .....	XXX	XXX	0	0
3099. Totals (Lines 3001 through 3003 plus 3098)(Line 30 above)	XXX	XXX	0	0

STATEMENT OF REVENUE AND EXPENSES

	Current Year To Date		Prior Year To Date	Prior Year Ended December 31
	1 Uncovered	2 Total	3 Total	4 Total
1. Member Months .....	XXX	1,181,024	912,278	2,013,224
2. Net premium income ( including \$ .....0 non-health premium income).....	XXX	681,478,327	533,092,001	1,186,896,210
3. Change in unearned premium reserves and reserve for rate credits.....	XXX	0	0	(27,930)
4. Fee-for-service (net of \$ .....0 medical expenses) .....	XXX	0	0	0
5. Risk revenue .....	XXX	0	0	0
6. Aggregate write-ins for other health care related revenues .....	XXX	0	0	0
7. Aggregate write-ins for other non-health revenues .....	XXX	0	0	0
8. Total revenues (Lines 2 to 7) .....	XXX	681,478,327	533,092,001	1,186,868,280
<b>Hospital and Medical:</b>				
9. Hospital/medical benefits .....	40,594,317	515,119,752	418,398,367	936,672,113
10. Other professional services .....	81,687	1,036,563	1,124,216	2,136,923
11. Outside referrals .....	0	0	0	0
12. Emergency room and out-of-area .....	2,084,387	26,449,741	21,347,783	45,946,614
13. Prescription drugs .....	883,962	11,216,992	9,572,163	15,508,396
14. Aggregate write-ins for other hospital and medical .....	0	0	0	0
15. Incentive pool, withhold adjustments and bonus amounts .....	0	1,446,860	837,491	17,009,549
16. Subtotal (Lines 9 to 15) .....	43,644,353	555,269,908	451,280,019	1,017,273,595
<b>Less:</b>				
17. Net reinsurance recoveries .....	0	0	0	0
18. Total hospital and medical (Lines 16 minus 17) .....	43,644,353	555,269,908	451,280,019	1,017,273,595
19. Non-health claims (net) .....	0	0	0	0
20. Claims adjustment expenses, including \$ ..... 20,160,104 cost containment expenses .....	0	24,090,919	21,016,704	46,304,344
21. General administrative expenses .....	0	75,792,439	63,757,933	147,998,820
22. Increase in reserves for life and accident and health contracts (including \$ .....0 increase in reserves for life only) .	0	0	0	(13,990,646)
23. Total underwriting deductions (Lines 18 through 22).....	43,644,353	655,153,266	536,054,656	1,197,586,113
24. Net underwriting gain or (loss) (Lines 8 minus 23) .....	XXX	26,325,061	(2,962,655)	(10,717,833)
25. Net investment income earned .....	0	6,180,024	5,188,713	9,949,547
26. Net realized capital gains (losses) less capital gains tax of \$ .....53,191 .....	0	200,100	4,324	145,436
27. Net investment gains (losses) (Lines 25 plus 26) .....	0	6,380,124	5,193,037	10,094,983
28. Net gain or (loss) from agents' or premium balances charged off [(amount recovered \$ .....0 ) (amount charged off \$ .....0 )].....	0	0	0	0
29. Aggregate write-ins for other income or expenses .....	0	0	1	1
30. Net income or (loss) after capital gains tax and before all other federal income taxes (Lines 24 plus 27 plus 28 plus 29) .....	XXX	32,705,185	2,230,383	(622,849)
31. Federal and foreign income taxes incurred .....	XXX	6,857,272	1,001,230	(1,684,826)
32. Net income (loss) (Lines 30 minus 31) .....	XXX	25,847,912	1,229,153	1,061,977
<b>DETAILS OF WRITE-INS</b>				
0601. ....	XXX	0	0	0
0602. ....	XXX			
0603. ....	XXX			
0698. Summary of remaining write-ins for Line 6 from overflow page .....	XXX	0	0	0
0699. Totals (Lines 0601 through 0603 plus 0698)(Line 6 above) .....	XXX	0	0	0
0701. ....	XXX	0	0	0
0702. ....	XXX			
0703. ....	XXX			
0798. Summary of remaining write-ins for Line 7 from overflow page .....	XXX	0	0	0
0799. Totals (Lines 0701 through 0703 plus 0798)(Line 7 above) .....	XXX	0	0	0
1401. ....	0	0	0	0
1402. ....				
1403 .....				
1498. Summary of remaining write-ins for Line 14 from overflow page .....	0	0	0	0
1499. Totals (Lines 1401 through 1403 plus 1498)(Line 14 above) .....	0	0	0	0
2901. Miscellaneous Income(Expense) .....	0	0	1	1
2902. ....				
2903 .....				
2998. Summary of remaining write-ins for Line 29 from overflow page .....	0	0	0	0
2999. Totals (Lines 2901 through 2903 plus 2998)(Line 29 above) .....	0	0	1	1

STATEMENT OF REVENUE AND EXPENSES (Continued)

	1 Current Year to Date	2 Prior Year to Date	3 Prior Year Ended December 31
CAPITAL AND SURPLUS ACCOUNT			
33. Capital and surplus prior reporting year.....	119,322,687	122,234,326	122,234,326
34. Net income or (loss) from Line 32 .....	25,847,912	1,229,153	1,061,977
35. Change in valuation basis of aggregate policy and claim reserves .....	0	0	0
36. Change in net unrealized capital gains (losses) less capital gains tax of \$ .....0	0	0	0
37. Change in net unrealized foreign exchange capital gain or (loss) .....	0	0	0
38. Change in net deferred income tax .....	0	0	(1,212,472)
39. Change in nonadmitted assets .....	134,552	1,313,866	(2,761,144)
40. Change in unauthorized and certified reinsurance .....	0	0	0
41. Change in treasury stock .....	0	0	0
42. Change in surplus notes .....	0	0	0
43. Cumulative effect of changes in accounting principles.....	0	0	0
44. Capital Changes:			
44.1 Paid in .....	0	0	0
44.2 Transferred from surplus (Stock Dividend).....	0	0	0
44.3 Transferred to surplus.....	0	0	0
45. Surplus adjustments:			
45.1 Paid in .....	15,000,000	0	0
45.2 Transferred to capital (Stock Dividend) .....	0	0	0
45.3 Transferred from capital .....	0	0	0
46. Dividends to stockholders .....	0	0	0
47. Aggregate write-ins for gains or (losses) in surplus .....	0	0	0
48. Net change in capital & surplus (Lines 34 to 47) .....	40,982,465	2,543,019	(2,911,639)
49. Capital and surplus end of reporting period (Line 33 plus 48)	160,305,152	124,777,345	119,322,687
DETAILS OF WRITE-INS			
4701. ....	0	0	0
4702. ....			
4703. ....			
4798. Summary of remaining write-ins for Line 47 from overflow page .....	0	0	0
4799. Totals (Lines 4701 through 4703 plus 4798)(Line 47 above)	0	0	0

CASH FLOW

	1 Current Year To Date	2 Prior Year To Date	3 Prior Year Ended December 31
<b>Cash from Operations</b>			
1. Premiums collected net of reinsurance .....	717,239,643	487,984,159	1,138,205,636
2. Net investment income .....	5,857,544	5,133,669	9,523,441
3. Miscellaneous income .....	0	0	0
4. Total (Lines 1 to 3) .....	723,097,188	493,117,828	1,147,729,077
5. Benefit and loss related payments .....	547,381,984	443,238,138	986,889,349
6. Net transfers to Separate Accounts, Segregated Accounts and Protected Cell Accounts .....	0	0	0
7. Commissions, expenses paid and aggregate write-ins for deductions .....	110,408,223	87,957,049	189,336,486
8. Dividends paid to policyholders .....	0	0	0
9. Federal and foreign income taxes paid (recovered) net of \$ ..... 50,221 tax on capital gains (losses) .....	766,405	(2,903,113)	(6,216,025)
10. Total (Lines 5 through 9) .....	658,556,612	528,292,074	1,170,009,810
11. Net cash from operations (Line 4 minus Line 10) .....	64,540,575	(35,174,246)	(22,280,734)
<b>Cash from Investments</b>			
12. Proceeds from investments sold, matured or repaid:			
12.1 Bonds .....	21,599,793	6,242,121	23,041,758
12.2 Stocks .....	0	0	0
12.3 Mortgage loans .....	0	0	0
12.4 Real estate .....	0	0	0
12.5 Other invested assets .....	0	0	0
12.6 Net gains or (losses) on cash, cash equivalents and short-term investments .....	(610)	11	11
12.7 Miscellaneous proceeds .....	1,476,699	0	0
12.8 Total investment proceeds (Lines 12.1 to 12.7) .....	23,075,882	6,242,132	23,041,769
13. Cost of investments acquired (long-term only):			
13.1 Bonds .....	37,582,914	11,532,689	54,178,009
13.2 Stocks .....	0	0	0
13.3 Mortgage loans .....	0	0	0
13.4 Real estate .....	0	0	0
13.5 Other invested assets .....	0	0	0
13.6 Miscellaneous applications .....	835,494	29,471	1,952,173
13.7 Total investments acquired (Lines 13.1 to 13.6) .....	38,418,408	11,562,161	56,130,182
14. Net increase/(decrease) in contract loans and premium notes .....	0	0	0
15. Net cash from investments (Line 12.8 minus Line 13.7 and Line 14) .....	(15,342,526)	(5,320,029)	(33,088,413)
<b>Cash from Financing and Miscellaneous Sources</b>			
16. Cash provided (applied):			
16.1 Surplus notes, capital notes .....	0	0	0
16.2 Capital and paid in surplus, less treasury stock .....	15,000,000	0	0
16.3 Borrowed funds .....	0	0	0
16.4 Net deposits on deposit-type contracts and other insurance liabilities .....	0	0	0
16.5 Dividends to stockholders .....	0	0	0
16.6 Other cash provided (applied) .....	3,403,232	21,861,009	39,350,742
17. Net cash from financing and miscellaneous sources (Line 16.1 through Line 16.4 minus Line 16.5 plus Line 16.6) .....	18,403,232	21,861,009	39,350,742
<b>RECONCILIATION OF CASH, CASH EQUIVALENTS AND SHORT-TERM INVESTMENTS</b>			
18. Net change in cash, cash equivalents and short-term investments (Line 11, plus Lines 15 and 17) .	67,601,282	(18,633,266)	(16,018,404)
19. Cash, cash equivalents and short-term investments:			
19.1 Beginning of year .....	109,080,322	125,098,726	125,098,726
19.2 End of period (Line 18 plus Line 19.1)	176,681,604	106,465,459	109,080,322

Note: Supplemental disclosures of cash flow information for non-cash transactions:

--	--	--	--

EXHIBIT OF PREMIUMS, ENROLLMENT AND UTILIZATION

	1	Comprehensive (Hospital & Medical)		4	5	6	7	8	9	10	11	12	13	14
		2	3											
	Total	Individual	Group	Medicare Supplement	Vision Only	Dental Only	Federal Employees Health Benefits Plan	Title XVIII Medicare	Title XIX Medicaid	Credit A&H	Disability Income	Long-Term Care	Other Health	Other Non-Health
<b>Total Members at end of:</b>														
1. Prior Year .....	197,279	0	0	0	0	0	0	10,863	186,416	0	0	0	0	0
2. First Quarter .....	199,068	0	0	0	0	0	0	9,149	189,919	0	0	0	0	0
3. Second Quarter .....	201,016	0	0	0	0	0	0	8,908	192,108	0	0	0	0	0
4. Third Quarter .....	0	0	0	0	0	0	0	0	0	0	0	0	0	0
5. Current Year	0	0	0	0	0	0	0	0	0	0	0	0	0	0
6. Current Year Member Months	1,181,024	0	0	0	0	0	0	54,659	1,126,365	0	0	0	0	0
<b>Total Member Ambulatory Encounters for Period:</b>														
7. Physician .....	1,707,571	0	0	0	0	0	0	132,358	1,575,213	0	0	0	0	0
8. Non-Physician .....	695,442	0	0	0	0	0	0	65,167	630,275	0	0	0	0	0
9. Total	2,403,013	0	0	0	0	0	0	197,525	2,205,488	0	0	0	0	0
10. Hospital Patient Days Incurred	165,952	0	0	0	0	0	0	16,974	148,978	0	0	0	0	0
11. Number of Inpatient Admissions	13,364	0	0	0	0	0	0	1,563	11,801	0	0	0	0	0
12. Health Premiums Written (a) .....	681,478,327	0	0	0	0	0	0	82,877,897	598,600,430	0	0	0	0	0
13. Life Premiums Direct .....	0	0	0	0	0	0	0	0	0	0	0	0	0	0
14. Property/Casualty Premiums Written .....	0	0	0	0	0	0	0	0	0	0	0	0	0	0
15. Health Premiums Earned.....	681,478,327	0	0	0	0	0	0	82,877,897	598,600,430	0	0	0	0	0
16. Property/Casualty Premiums Earned	0	0	0	0	0	0	0	0	0	0	0	0	0	0
17. Amount Paid for Provision of Health Care Services.....	547,508,292	251,885	(231,682)	0	0	0	316,582	69,165,424	478,006,084	0	0	0	0	0
18. Amount Incurred for Provision of Health Care Services	555,269,908	251,885	327,651	0	0	0	(30,357)	70,276,365	484,444,364	0	0	0	0	0

(a) For health premiums written: amount of Medicare Title XVIII exempt from state taxes or fees \$ 82,877,897

## CLAIMS UNPAID AND INCENTIVE POOL, WITHHOLD AND BONUS (Reported and Unreported)



UNDERWRITING AND INVESTMENT EXHIBIT

ANALYSIS OF CLAIMS UNPAID - PRIOR YEAR - NET OF REINSURANCE

Line of Business	Claims Paid Year to Date		Liability End of Current Quarter		5  Claims Incurred in Prior Years (Columns 1 + 3)	6  Estimated Claim Reserve and Claim Liability December 31 of Prior Year
	1  On Claims Incurred Prior to January 1 of Current Year	2  On Claims Incurred During the Year	3  On Claims Unpaid Dec. 31 of Prior Year	4  On Claims Incurred During the Year		
1. Comprehensive (hospital and medical) individual .....	251,885	0	0	0	251,885	0
2. Comprehensive (hospital and medical) group .....	(231,682)	0	1,413,162	0	1,181,480	1,210,728
3. Medicare Supplement .....	0	0	0	0	0	0
4. Vision only .....	0	0	0	0	0	0
5. Dental only .....	0	0	0	0	0	0
6. Federal Employees Health Benefits Plan .....	316,582	0	4,908	0	321,490	4,068
7. Title XVIII - Medicare .....	8,933,252	59,254,596	3,696,490	10,809,607	12,629,742	12,819,313
8. Title XIX - Medicaid .....	86,591,082	390,438,647	7,716,761	124,527,785	94,307,843	125,981,032
9. Credit A&H .....	0	0	0	0	0	0
10. Disability Income .....	0	0	0	0	0	0
11. Long-term care .....	0	0	0	0	0	0
12. Other health .....	0	0	0	0	0	0
13. Health subtotal (Lines 1 to 12) .....	95,861,118	449,693,243	12,831,320	135,337,392	108,692,438	140,015,141
14. Health care receivables (a) .....	527,464	7,509,675	0	0	527,464	8,152,254
15. Other non-health .....	0	0	0	0	0	0
16. Medical incentive pools and bonus amounts .....	1,953,931	0	7,303	485,157	1,961,235	999,531
17. Totals (Lines 13 - 14 + 15 + 16)	97,287,586	442,183,568	12,838,623	135,822,549	110,126,209	132,862,418

(a) Excludes \$ 168,472 loans or advances to providers not yet expensed.

NOTES TO THE FINANCIAL STATEMENTS

1. Summary of Significant Accounting Policies and Going Concern

A. Accounting Practices

The financial statements of the Company are presented on the basis of accounting practices prescribed or permitted by the Ohio Department of Insurance.

The Ohio Department of Insurance (the Department) recognizes only statutory accounting practices prescribed or permitted by the State of Ohio for determining and reporting the financial condition and results of operations of an insurance company, for determining its solvency under the Ohio Insurance Law. The National Association of Insurance Commissioners’ (NAIC) Accounting Practices and Procedures manual (NAIC SSAP) has been adopted as a component of prescribed or permitted practices by the State of Ohio. The Commissioner of Insurance has the right to permit other specific practices that deviate from prescribed practices. No deviations from the Codification currently exist.

A reconciliation of the Company’s net income and capital and surplus between NAIC SSAP and practices prescribed and permitted by the State of Ohio is shown below:

	SSAP #	F/S Page	F/S Line #		2025	2024
Net Income						
1. Humana Health Plan of Ohio, Inc. Ohio basis	xxx	xxx	xxx	\$	25,847,912	\$ 1,061,977
2. State Prescribed Practices that is an increase/(decrease) NAIC SSAP					-	-
3. State Permitted Practices that is an increase/(decrease) NAIC					-	-
4. NAIC SSAP	xxx	xxx	xxx	\$	<u>25,847,912</u>	<u>\$ 1,061,977</u>
Surplus						
5. Humana Health Plan of Ohio, Inc. Ohio basis	xxx	xxx	xxx	\$	160,305,152	\$ 119,322,687
6. State Prescribed Practices that is an increase/(decrease) NAIC SSAP					-	-
7. State Permitted Practices that is an increase/(decrease) NAIC SSAP					-	-
8. NAIC SSAP	xxx	xxx	xxx	\$	<u>160,305,152</u>	<u>\$ 119,322,687</u>

B. Use of Estimates in the Preparation of the Financial Statements

The preparation of financial statements in conformity with Statutory Accounting Principles requires management to make estimates and assumptions that affect the reported amounts of assets and liabilities. It also requires disclosure of contingent assets and liabilities at the date of the financial statements and the reported amounts of revenue and expenses during the period. These estimates are based on knowledge of current events and anticipated future events, and accordingly, actual results could differ from those estimates.

C. Accounting Policy

Premiums are reported as earned in the period in which members are entitled to receive services, and are net of retroactive membership adjustments. Retroactive membership adjustments result from enrollment changes not yet processed, or not yet reported by an employer group or the government. Premiums received prior to such period are recorded as advance premiums.

Benefits incurred and loss adjustment expenses include claim payments, capitation payments, pharmacy costs net of rebates, allocations of certain centralized expenses, legal and administrative costs to settle claims, and various other costs incurred to provide health insurance coverage to members, as well as estimates of future payments to hospitals and others for medical care provided prior to the date of the statements of admitted assets, liabilities and surplus. Capitation payments represent monthly contractual fees disbursed to participating primary care physicians, and other providers who are responsible for providing medical care to members. Pharmacy costs represent payments for members’ prescription drug benefits, net of rebates from drug manufacturers.

In addition, the Company uses the following accounting policies:

- (1) Short-term investments include investments mainly in U.S. Government obligations with a maturity of twelve months or less from the date of purchase. Short-term investments are recorded at amortized cost. The carrying value of short-term investments approximates fair value due to the short-term maturities of the investments.
- (2-4) Investments are valued and classified in accordance with methods prescribed by the NAIC. Bonds with an NAIC rating of 1 or 2 are carried at amortized cost, with all other bonds being recorded at the lower of amortized cost or fair value; redeemable preferred stocks are carried at amortized cost; and non-redeemable preferred stocks are carried at fair value. Common stocks are carried at fair value.

The Company regularly evaluates investment securities for impairment. For all securities other than loan-backed and structured securities, the Company considers factors affecting the investee, factors affecting the industry the investee operates within, and general debt and equity market trends. The Company also considers the length of time an investment’s fair value has been below carrying value,

NOTES TO THE FINANCIAL STATEMENTS

the near term prospects for recovery to carrying value, and the Company’s intent and ability to hold the investment until maturity or market recovery is realized. If and when a determination is made that a decline in fair value below the cost basis is other-than-temporary, the related investment is written down to its estimated fair value through earnings.

Amortization of bond premium or discount is computed using the scientific interest method.

Income from investments is recorded on an accrual basis. For the purpose of determining realized gains and losses, the cost of securities sold is based upon specific identification. Investment income due and accrued over 90 days past due is nonadmitted.

- (5) Not Applicable.
- (6) For loan backed and structured securities where the securities fair value is less than the amortized cost, the Company considers several factors to determine if the security’s impairment is other-than-temporary. If the Company has the intent to sell the security or if the Company does not have the intent and ability to retain the security until recovery of its fair value, the related investment is written down to its estimated fair value through earnings. If, however, the Company has the intent and ability to retain the security until recovery of its fair value, the Company considers factors affecting the investee, factors affecting the industry the investee operates within, and general debt and equity market trends. The Company also considers the length of time an investment’s fair value has been below carrying value and the near term prospects for recovery to carrying value. If the determination is made, based on these factors, that the Company does expect to recover the entire amortized cost of the security, then an other-than-temporary impairment has not occurred. If, however, the determination is made that the Company does not expect to recover the entire amortized cost of the security based on the factors noted above, the Company recognizes a realized loss in earnings for the non-interest related decline. No loss is recognized for the interest impairment.
- (7) Not Applicable.
- (8) Not Applicable.
- (9) Not Applicable.
- (10-11) The estimates of future medical benefit payments are developed using actuarial methods and assumptions based upon claim payment patterns, medical cost inflation, historical development such as claim inventory levels and claim receipt patterns, and other relevant factors. Corresponding administrative costs to process outstanding claims are estimated and accrued. Estimates of future payments relating to services incurred in the current and prior periods are continually reviewed by management and adjusted as necessary.

The Company assesses the profitability of its contracts for providing health insurance coverage to its members when current operating results or forecasts indicate probable future losses. The Company records a premium deficiency liability in current operations to the extent that the sum of expected future medical costs, claim adjustment expenses and maintenance costs exceed related future premiums. Investment income is utilized in the calculation of the premium deficiency liability.

Management believes the Company’s benefits payable and loss adjustment expense are adequate to cover future claims and loss adjustment expense payments required, however, such estimates are based on knowledge of current events and anticipated future events and, therefore, the actual liability could differ from the amounts provided.

- (12) The Company has not modified its capitalization policy from the prior period.

Equipment is stated at cost less accumulated depreciation. Depreciation expense is computed using the straight-line method over estimated useful lives generally ranging from three to five years. Improvements to leased facilities are depreciated over the shorter of the remaining lease term or the anticipated life of the improvement.

The Company recognizes an asset or liability for the deferred tax consequences of temporary differences between the tax basis of assets or liabilities and their reported amounts in the financial statements. The temporary differences will result in taxable or deductible amounts in future years when the reported amounts of the assets or liabilities are recovered or settled.

- (13) The Company estimates anticipated Pharmacy Rebate Receivables using the analysis of historical recovery patterns.
- (14) Not Applicable.
- (15) Not Applicable.

D. Going Concern

Management of the Company has evaluated the Company’s ability to continue as a going concern under SSAP No. 1, *Accounting Policies, Risks & Uncertainties, and Other Disclosures* (SSAP No. 1). Based on this evaluation, Management has determined that there is no substantial doubt about the Company’s ability to continue as a going concern.

NOTES TO THE FINANCIAL STATEMENTS

2. Accounting Changes and Corrections of Errors

Not Applicable.

3. Business Combinations and Goodwill

A. Statutory Purchase Method

Not Applicable.

B. Statutory Merger

Not Applicable.

C. Assumption Reinsurance

Not Applicable.

D. Impairment Loss

Not Applicable.

E. Subcomponents and Calculation of Adjusted Surplus and Total Admitted Goodwill

Not Applicable.

4. Discontinued Operations

Not Applicable.

5. Investments

A. Mortgage Loans, Including Mezzanine Real Estate Loans

Not Applicable.

B. Debt Restructuring

Not Applicable.

C. Reverse Mortgages

Not Applicable.

D. Asset-Backed Securities

(1) Prepayment assumptions for mortgage-backed/loan-backed and structured securities were obtained from industry market sources.

(2) Not Applicable.

(3) Not Applicable.

(4) The Company does not have any investments in an other-than-temporary impairment position at June 30, 2025.

Gross unrealized losses and related fair value of temporarily impaired securities that have been in a continuous unrealized loss position were as follows at June 30, 2025:

(a) The aggregate amount of unrealized losses:

1. Less than Twelve Months	\$	(827,452)
2. Twelve Months or Longer	\$	(2,649,142)

(b) The aggregate related fair value of securities with unrealized losses:

1. Less than Twelve Months	\$	45,383,724
2. Twelve Months or Longer	\$	16,946,179

(5) Unrealized losses are primarily due to increases in market interest rates and tighter liquidity conditions in the current markets than when the securities were purchased. All issuers of securities trading at an unrealized loss remain current on all contractual payments and the Company believes it is probable that all amounts due according to the contractual terms of the debt securities are collectible. After taking into account these and other factors, including the severity of the decline and the Company's ability and intent to hold these securities until recovery or maturity, the Company determined the unrealized losses on these investment securities were temporary and, as such, no impairment was required.

NOTES TO THE FINANCIAL STATEMENTS

E. Dollar Repurchase Agreements and/or Securities Lending Transactions

- (1) The Company participates in securities lending transactions. The book/adjusted carrying value and fair value of securities on loan at June 30, 2025 and December 31, 2024 was \$2,938,577 and \$2,148,691, respectively. Book/adjusted carrying value approximates fair value due to the short-term maturity of the investments. The Company maintains effective control over the loaned securities and requires collateral initially equal to at least 102% of the market value of the loaned securities. Collateral received consists of cash and fixed-income securities. Non-cash collateral is not recorded in the statements of assets, liabilities, capital and surplus, as the Company does not have the right to sell, pledge, or otherwise reinvest the non-cash collateral. The Company did not have OTTIs on invested collateral at June 30, 2025 and December 31, 2024.
- (2) The Company has not pledged any of its assets as collateral that are not reclassified and separately reported in the statement of assets, liabilities, capital and surplus.
- (3) Collateral Received
- a. The aggregate amounts of contractually obligated open collateral positions and the corresponding liabilities that represented the Company's obligations to return the collateral at June 30, 2025 and December 31, 2024 were as follows:

	June 30, 2025	December 31, 2024
(1) Securities Lending		
a. Open	\$ -	\$ -
b. 30 days or less	2,787,667	1,952,173
c. 31 to 60 days	-	-
d. 61 to 90 days	-	-
e. Greater than 90 days	-	-
f. Sub-total (Sum of a+b+c+d+e)	2,787,667	1,952,173
g. Securities received	213,475	244,892
h. Total collateral received (f+g)	\$ 3,001,143	\$ 2,197,065

- b. The fair value of the collateral and the portion of the collateral that was sold or repledged was \$3,001,143 and \$2,197,065, at June 30, 2025 and December 31, 2024, respectively.
- c. Cash collateral is invested in fixed income, short-term and cash equivalent securities and the offsetting collateral liability is included in payable for securities lending in the statements of assets, liabilities, capital and surplus. Non-cash collateral consists of fixed income debt securities.
- (4) The Company did not have any securities lending transactions administered by an affiliated agent which were "one-line" at June 30, 2025 and December 31, 2024.

(5) Collateral Reinvested

- a. The aggregate amounts of reinvested cash collateral and securities available to repledge by maturity term at June 30, 2025 and December 31, 2024 were as follows:

	June 30, 2025		December 31, 2024	
(1) Securities Lending	Amortized Cost	Fair Value	Amortized Cost	Fair Value
a. Open	\$ -	\$ -	\$ -	\$ -
b. 30 days or less	1,277,092	1,277,097	1,359,738	1,359,749
c. 31 to 60 days	961,069	961,076	363,813	363,815
d. 61 to 90 days	47,773	47,787	27,990	27,983
e. 91 to 120 days	77,632	77,656	41,985	41,981
f. 121 to 180 days	226,924	226,906	37,320	37,332
g. 181 to 365 days	197,065	197,146	121,291	121,313
h. 1 to 2 years	-	-	-	-
i. 2 to 3 years	-	-	-	-
j. Greater than 3 years	-	-	-	-
k. Sub-total (Sum of a through j)	2,787,556	2,787,667	1,952,138	1,952,173
l. Securities reinvested	-	-	-	-
m. Total collateral reinvested (k+l)	\$ 2,787,556	\$ 2,787,667	\$ 1,952,138	\$ 1,952,173

- b. The Company did not have maturity dates of the collateral to be returned that did not match the invested assets at June 30, 2025 and December 31, 2024.
- (6) The Company accepts non-cash collateral through its participation in securities lending transactions with its lending agent. Non-cash collateral generally consists of U.S. government securities which are not recorded in the statements of assets, liabilities, capital and surplus as the Company does not have the right to sell, pledge or otherwise reinvest these securities unless the counterparty defaults. The aggregate fair value of non-cash collateral accepted was \$213,475 and \$244,892, at June 30, 2025 and December 31, 2024, respectively.

NOTES TO THE FINANCIAL STATEMENTS

(7) The Company had no cash or non-cash collateral for securities lending transactions that extended beyond one year at June 30, 2025 and December 31, 2024, respectively.

F. Repurchase Agreements Transactions Accounted for as Secured Borrowing

Not Applicable.

G. Reverse Repurchase Agreements Transactions Accounted for as Secured Borrowing

Not Applicable.

H. Repurchase Agreements Transactions Accounted for as a Sale

Not Applicable.

I. Reverse Repurchase Agreements Transactions Accounted for as a Sale

Not Applicable.

J. Real Estate

Not Applicable.

K. Low-Income Housing Tax Credits (LIHTC)

Not Applicable.

L. Restricted Assets

(1) Restricted Assets (Including Pledged)

Restricted Asset Category	1	2	3	4	5	6	7
	Total Gross (Admitted & Nonadmitted) Restricted from Current Year	Total Gross (Admitted & Nonadmitted) Restricted from Prior Year	Increase/ (Decrease) (1 minus 2)	Total Current Year Nonadmitted Restricted	Total Current Year Admitted Restricted (1 minus 4)	Percentage Gross (Admitted & Nonadmitted) Restricted to Total Assets (a)	Percentage Admitted Restricted to Total Admitted Assets (b)
a. Subject to contractual obligation for which liability is not shown	\$ -	\$ -	\$ -	\$ -	\$ -	-%	-%
b. Collateral held under security lending agreements	2,787,667	1,952,173	835,494	-	2,787,667	0.64%	0.65%
c. Subject to repurchase agreements	-	-	-	-	-	-	-
d. Subject to reverse repurchase agreements	-	-	-	-	-	-	-
e. Subject to dollar repurchase agreements	-	-	-	-	-	-	-
f. Subject to dollar reverse repurchase agreements	-	-	-	-	-	-	-
g. Placed under option contracts	-	-	-	-	-	-	-
h. Letter stock or securities restricted to sale – excluding FHLB capital stock	-	-	-	-	-	-	-
i. FHLB capital stock	-	-	-	-	-	-	-
j. On deposit with states	1,110,026	1,112,357	(2,331)	-	1,110,026	0.25%	0.26%
k. On deposit with other regulatory bodies	-	-	-	-	-	-	-
l. Pledged collateral to FHLB (including assets backing funding agreements)	-	-	-	-	-	-	-
m. Pledged as collateral not captured in other categories	-	-	-	-	-	-	-
n. Other restricted assets	-	-	-	-	-	-	-
o. Total Restricted Assets	\$ 3,897,693	\$ 3,064,530	\$ 833,163	-	\$ 3,897,693	0.89%	0.90%

(2) Detail of Assets Pledged as Collateral Not Captured in Other Categories (Contracts that Share Similar Characteristics, Such as Reinsurance and Derivatives, Are Reported in the Aggregate)

Not Applicable.

NOTES TO THE FINANCIAL STATEMENTS

(3) Detail of Other Restricted Assets Categories (Contracts that Share Similar Characteristics, Such as Reinsurance and Derivatives, Are Reported in the Aggregate)

Not Applicable.

(4) Collateral Received and Reflected as Assets Within the Reporting Entity’s Financial Statements

Not Applicable.

M. Working Capital Finance Investments

Not Applicable.

N. Offsetting and Netting of Assets and Liabilities

Not Applicable.

O. 5GI\* Securities

Not Applicable.

P. Short Sales

Not Applicable.

Q. Prepayment Penalty and Acceleration Fees

Not Applicable.

R. Share of Cash Pool by Asset Type

Not Applicable.

S. Aggregate Collateral Loans by Qualifying Investment Collateral

Not Applicable.

6. Joint Ventures, Partnerships and Limited Liability Companies

A. The Company has no investments in Joint Ventures, Partnerships or Limited Liability Companies that exceed 10.0 percent of its admitted assets.

B. The Company did not recognize any impairment write down for its investments in Joint Ventures, Partnerships and Limited Liability Companies during the statement periods.

7. Investment Income

A. Due and accrued income was excluded from surplus on the following basis:

All investment income due and accrued with amounts that are over 90 days past due with the exception of mortgage loans in default.

B. The total amount excluded was \$0.

C. The gross, nonadmitted and admitted amounts for interest income due and accrued.

Interest Income Due and Accrued		Amount
1. Gross	\$	986,756
2. Nonadmitted	\$	-
3. Admitted	\$	986,756

D. The aggregate deferred interest.

		Amount
Aggregate Deferred Interest	\$	-

E. The cumulative amounts of paid-in-kind (PIK) interest included in the current principal balance.

		Amount
Cumulative amounts of PIK interest included in the current principal balance	\$	-

8. Derivative Instruments

Not Applicable.

NOTES TO THE FINANCIAL STATEMENTS

9. Income Taxes

The Inflation Reduction Act (Act) was enacted on August 16, 2022 and included a new corporate alternative minimum tax (CAMT). The Act and the CAMT went into effect for tax years beginning after 2022. The Company is an applicable corporation for 2025 as the average adjusted financial statement income for Humana Inc. and Subsidiaries for the applicable three-tax-year period exceeds the \$1 billion income-based threshold. However, the Company does not expect to incur a CAMT liability in 2025 as its regular tax liability is expected to exceed the tentative minimum tax. Further, no other taxable entities or taxable groups within the Company’s structure are expected to exceed the average adjusted financial statement income threshold. The Company has not made an accounting policy election to disregard CAMT when evaluating the need for a valuation allowance for its non-CAMT DTAs.

No material change since year-end December 31, 2024.

10. Information Concerning Parent, Subsidiaries and Affiliates

A.-B. The Company has several management contracts with Humana Inc. and other related parties whereby the Company is provided with medical and executive management, information systems, claims processing, billing and enrollment, and telemarketing and other services as required by the Company. Management fees charged to operations for the years ended December 31, 2024 and 2023 were \$110,488,761 and \$88,573,316, respectively. As a part of this agreement, Humana Inc. makes cash disbursements on behalf of the Company which includes, but is not limited to, medical related items, general and administrative expenses, commissions and payroll. The Company continues to be primarily liable for any outstanding payments made on behalf of the Company, should Humana Inc. not be able to fulfill its obligations.

The Company has various related party agreements with no material change since year-end December 31, 2024.

No dividends or returns of capital were paid by the Company as of June 30, 2025.

The Company received a \$15,000,000 capital contribution from Humana Inc. on March 28, 2025.

C. (1) Detail of Material Related Party Transactions

The Company has related party transactions with no material change since year-end December 31, 2024.

(2) Detail of Material Related Party Transactions Involving Services

The Company has related party transactions involving services with no material change since year-end December 31, 2024.

(3) Detail of Material Related Party Transactions Exchange of Assets and Liabilities

Not Applicable.

(4) Detail of Amounts Owed To/From a Related Party

The Company has amounts owed to/from a related party with no material change since year-end December 31, 2024.

D. At June 30, 2025, the Company reported \$59,576,868 due to Humana Inc. Amounts due to or from parent are generally settled within 90 days.

E. Not Applicable.

F. The Company has a parental guarantee with Humana Inc. in accordance with certain regulatory requirements.

G. All outstanding shares of the Company are owned by the Parent Company.

H. Not Applicable.

I. Not Applicable.

J. Not Applicable.

K. Not Applicable.

L. Not Applicable.

M. All SCA Investments

Not Applicable.

N. Investment in Insurance SCA

Not Applicable.

O. SCA Loss Tracking

Not Applicable.



NOTES TO THE FINANCIAL STATEMENTS

11. Debt

A. Debt Including Capital Notes

The Company has no debentures outstanding.

The Company has no capital notes outstanding.

The Company does not have any reverse repurchase agreements.

B. Federal Home Loan Bank (FHLB) Agreements

The Company does not have any FHLB agreements.
12. Retirement Plans, Deferred Compensation, Postemployment Benefits and Compensated Absences and Other Postretirement Benefit Plans

A.-D. Defined Benefit Plans

Not Applicable.

E. Defined Contribution Plans

Not Applicable.

F. Multiemployer Plans

Not Applicable.

G. Consolidated/Holding Company Plans

No material change since year-end December 31, 2024.

H. Postemployment Benefits and Compensated Absences

Not Applicable.

I. Impact of Medicare Modernization Act on Postretirement Benefits (INT 04-17)

Not Applicable.
13. Capital and Surplus, Shareholders’ Dividend Restrictions and Quasi-Reorganizations

A. The Company has \$0 par value common stock with 1,000 shares authorized and 200 shares issued and 200 outstanding. All shares are common stock shares.

B. The Company has no preferred stock outstanding.

C.-E. No material change since year-end December 31, 2024.

F. There were no restrictions placed on the Company’s surplus, including for whom the surplus is being held.

G. Not Applicable.

H. Not Applicable.

I. Not Applicable.

J. The portion of unassigned funds (surplus) represented or reduced by cumulative unrealized gains and losses is \$0.

K. Not Applicable.

L. Not Applicable.

M. Not Applicable.
14. Liabilities, Contingencies and Assessments

A. Contingent Commitments

Not Applicable.

B. Assessments

Not Applicable.

NOTES TO THE FINANCIAL STATEMENTS

C. Gain Contingencies

Not Applicable.

D. Claims related extra contractual obligation and bad faith losses stemming from lawsuits

Not Applicable.

E. Joint and Several Liabilities

Not Applicable.

F. All Other Contingencies

During the ordinary course of business, the Company is subject to pending and threatened legal actions. Management of the Company does not believe that any of these actions will have a material adverse effect on the Company’s surplus, results of operations or cash flows. However, the likelihood or outcome of current or future legal proceedings cannot be accurately predicted, and they could adversely affect the Company’s surplus, results of operations and cash flows.

On May 1, 2025, the Department of Justice (DOJ) filed a complaint in partial intervention related to a qui tam lawsuit filed by an individual formerly employed by eHealth, Inc., in the United States District Court for the District of Massachusetts. The intervened lawsuit is captioned *United States of America ex. rel. Andrew Shea v. eHealth, Inc., et al., Case No. 1:21-cv-11777-DJC*. The complaint alleges certain civil violations in connection with non-commission payments Humana made to three call center broker partners. The complaint also includes allegations relating to Humana’s marketing of Medicare Advantage plans to Medicare-eligible beneficiaries under the age of 65. The action seeks damages and penalties on behalf of the United States under the federal False Claims Act. The court ordered the qui tam action unsealed following the filing of DOJ’s complaint in partial intervention on May 1, 2025. Humana takes seriously its obligations to comply with applicable regulatory requirements and laws, and will vigorously defend against these allegations. This matter could lead to additional federal securities law and stockholder derivative allegations.

The Company is not aware of any other material contingent liabilities as of June 30, 2025.

15. Leases

Not Applicable.

16. Information about Financial Instruments With Off-Balance Sheet Risk and Financial Instruments With Concentrations of Credit Risk

The Company has no investment in Financial Instruments with Off-Balance Sheet Risk or Concentrations of Credit Risk.

17. Sale, Transfer and Servicing of Financial Assets and Extinguishments of Liabilities

A. Transfers of Receivables Reported as Sales

Not Applicable.

B. Transfer and Servicing of Financial Assets

Refer to Note 5E – *Dollar Repurchase Agreements and/or Securities Lending Transactions*.

C. Wash Sales

Not Applicable.

18. Gain or Loss to the Reporting Entity from Uninsured Plans and the Uninsured Portion of Partially Insured Plans

A. ASO Plans

Not Applicable.

B. ASC Plans

Not Applicable.

C. Medicare or Other Similarly Structured Cost Based Reimbursement Contract

(1) The Company records no revenue explicitly attributable to the cost share and reinsurance components of its Medicare or other similarly structured cost based reimbursement contracts.

(2) As of June 30, 2025, the Company has recorded a receivable from CMS of \$1,691,443 related to the cost share and reinsurance components of administered Medicare products. The Company does not have any receivables greater than 10% of the Company’s accounts receivable from uninsured accident and health plans or \$10,000.

NOTES TO THE FINANCIAL STATEMENTS

- (3) As no revenue is recorded in connection with the cost share and reinsurance components of the Company’s Medicare or other similarly structured cost based reimbursement contracts, the Company has recorded no allowances and reserves for adjustment of recorded revenues and receivables.
- (4) The Company has made no adjustment to revenue resulting from audit of receivables related to revenues recorded in the prior period.

19. Direct Premium Written/Produced by Managing General Agents/Third Party Administrators

Not Applicable.

20. Fair Value Measurements

- A. (1) The Company did not have any financial assets carried at fair value at June 30, 2025.

The Company reports transfers between Level 1 and Level 2 of the fair value hierarchy levels at the end of the reporting period. There were no transfers between Level 1 and Level 2 of the fair value hierarchy between December 31, 2024 and June 30, 2025.

- (2) Fair Value Measurements in (Level 3) of the Fair Value Hierarchy

Not Applicable.

- (3) The Company reports transfers into or out of Level 3 of the fair value hierarchy levels at the end of the reporting period. There were no transfers into or out of Level 3 of the fair value hierarchy levels between December 31, 2024 and June 30, 2025.

- (4) Fair value of actively traded debt securities are based on quoted market prices. Fair value of other debt securities are based on quoted market prices of identical or similar securities or based on observable inputs like interest rates generally using a market valuation approach, or, less frequently, an income valuation approach and are generally classified as Level 2. The Company generally obtains one quoted price for each security from a third party pricing service. These prices are generally derived from recently reported trades for identical or similar securities, including adjustments through the reporting date based upon observable market information. When quoted prices are not available, the third party pricing service may use quoted market prices of comparable securities or discounted cash flow analyses, incorporating inputs that are currently observable in the markets for similar securities. Inputs that are often used in the valuation methodologies include benchmark yields, reported trades, credit spreads, broker quotes, default rates and prepayment speeds. The Company is responsible for the determination of fair value and as such, the Company performs analysis on the prices received from the third party pricing service to determine whether the prices are reasonable estimates of fair value. The Company’s analysis includes a review of monthly price fluctuations as well as a quarterly comparison of the prices received from the pricing service to prices reported by the Company’s third party investment advisor. Based on the Company’s internal price verification procedures and review of fair value methodology documentation provided by the third party pricing service, there were no material adjustments to the prices obtained from the third party pricing service during the quarter ended June 30, 2025.

- (5) Derivative Fair Values

Not Applicable.

- B. Other Fair Value Disclosures

Securities lending collateral assets: Fair values of securities lending collateral are based on quoted market prices, where available. These fair values are obtained primarily from a third party pricing service, which generally uses Level 1 or Level 2 inputs for the determination of fair value to facilitate fair value measurements and disclosures.

- C. Fair Values for All Financial Instruments by Levels 1, 2 and 3

Type of Financial Instrument	Aggregate Fair Value	Admitted Assets	Level 1	Level 2	Level 3	Net Asset Value (NAV)	Not Practicable (Carrying Value)
Bonds and cash equivalents	\$ 231,525,849	\$ 235,518,422	\$ 100,765,822	\$ 130,760,027	\$ -	\$ -	\$ -
Securities lending collateral assets	2,787,667	2,787,667	2,787,667	-	-	-	-
Total	\$ 234,313,516	\$ 238,306,089	\$ 103,553,489	\$ 130,760,027	\$ -	\$ -	\$ -

- D. Financial Instruments for which Not Practicable to Estimate Fair Values

Not Applicable.

21. Other Items

- A. Extraordinary Items

Not Applicable.

NOTES TO THE FINANCIAL STATEMENTS

B. Troubled Debt Restructuring: Debtors

Not Applicable.

C. Other Disclosures and Unusual Items

Not Applicable.

D. Business Interruption Insurance Recoveries

Not Applicable.

E. State Transferable and Non-transferable Tax Credits

Not Applicable.

F. Subprime Mortgage Related Risk Exposure

(1) The Company consults with its external investment managers to assess its subprime mortgage related risk exposure. Certain characteristics are utilized to determine if a mortgage-backed security has subprime exposure. The main characteristics reviewed when determining this are the collateral and structure of the security, the loan purpose, loan documentation, occupancy, geographical location, loan size and type. Subprime mortgage borrowers typically have lower credit scores, lower loan balances and higher loan-to-values than other conforming loans. Management’s practices include reviewing quantitative and qualitative credit models that analyze loan-level collateral composition, historical underwriter performance trends, the impact of macroeconomic factors, and issuer risks; as well as reviewing the estimation of security cash flows and monthly model calibrations.

(2) Direct exposure through investments in sub-prime mortgage loans.

The Company has no direct exposure through investment to sub-prime mortgage loans.

(3) Direct exposure through other investments:

- a. Residential mortgage backed securities – No substantial exposure noted.
- b. Commercial mortgage backed securities – No substantial exposure noted.
- c. Collateralized debt obligations – No substantial exposure noted.
- d. Structured securities – No substantial exposure noted.
- e. Equity investment in SCAs – No substantial exposure noted.
- f. Other assets – No substantial exposure noted.
- g. Total – No substantial exposure noted.

(4) Underwriting exposure to sub-prime mortgage risk through Mortgage Guaranty coverage, Financial Guaranty coverage, Directors and Officers liability coverage, or Errors and Omissions liability coverage.

The Company does not have sub-prime mortgage risk.

Classification of mortgage related securities is primarily based on information from outside data services, including rating agency actions. When considering our exposure, the Company evaluated the percentage of full documentation loans, percent of owner occupied properties, FICO scores, average margin for ARM loans, percent of loans with prepayment penalties, the existence of non-traditional underwriting standards, among other factors.

G. Retained Assets

Not Applicable.

H. Insurance Linked Securities

Not Applicable.

22. Events Subsequent

The Company is not aware of any events or transactions occurring subsequent to the close of the books for this statement which may have a material effect on its financial condition. Subsequent events have been considered through August 13, 2025 for the Statutory Statement issued on August 13, 2025.

23. Reinsurance

A. Ceded Reinsurance Report

Section 1 – General Interrogatories

(1) Are any of the reinsurers, listed in Schedule S as non-affiliated, owned in excess of 10.0 percent or controlled, either directly or indirectly, by the company or by any representative, officer, trustee, or director of the company?

Yes ( ) No ( X )

NOTES TO THE FINANCIAL STATEMENTS

- (2) Have any policies issued by the company been reinsured with a company chartered in a country other than the United States (excluding U.S. Branches of such companies) that is owned in excess of 10.0 percent or controlled directly or indirectly by an insured, a beneficiary, a creditor or an insured or any other person not primarily engaged in the insurance business?

Yes ( ) No (X)

Section 2 – Ceded Reinsurance Report – Part A

- (1) Does the company have any reinsurance agreements in effect under which the reinsurer may unilaterally cancel any reinsurance for reasons other than for nonpayment of premium or other similar credits?

Yes ( ) No (X)

- (2) Does the reporting entity have any reinsurance agreements in effect such that the amount of losses paid or accrued through the statement date may result in a payment to the reinsurer of amounts that, in aggregate and allowing for offset of mutual credits from other reinsurance agreements with the same reinsurer, exceed the total direct premium collected under the reinsured policies?

Yes ( ) No (X)

Section 3 – Ceded Reinsurance Report – Part B

- (1) What is the estimated amount of the aggregate reduction in surplus, (for agreements other than those under which the reinsurer may unilaterally cancel for reasons other than for nonpayment of premium or other similar credits that are reflected in Section 2 above) of termination of ALL reinsurance agreements, by either party, as of the date of this statement? Where necessary, the company may consider the current or anticipated experience of the business reinsured in making this estimate. \$0
- (2) Have any new agreements been executed or existing agreements amended, since January 1 of the year of this statement, to include policies or contracts that were in force or which had existing reserves established by the company as of the effective date of the agreement?

Yes ( ) No (X)

B. Uncollectible Reinsurance

Not Applicable.

C. Commutation of Ceded Reinsurance

Not Applicable.

D. Certified Reinsurer Rating Downgraded or Status Subject to Revocation

Not Applicable.

24. Retrospectively Rated Contracts and Contracts Subject to Redetermination

- A. The Company estimates accrued retrospective premium adjustments for its Medicare business through a mathematical approach using an algorithm based upon settlement procedures defined by contracts with CMS.
- B. The Company records accrued retrospective premium as an adjustment to earned premiums.
- C. The amount of net premiums written by the Company at June 30, 2025 that are subject to retrospective rating features was \$681,478,327, or 100.00% of the total net premiums written. No other net premiums written by the Company are subject to retrospective rating features.
- D. Medical loss ratio rebates required pursuant to the Public Health Service Act

	Individual		Small Group Employer	Large Group Employer	Other Categories with rebates		Total
Prior Reporting Year:							
Medical loss ratio rebates incurred	\$	-	\$ 27,930	\$ -	\$ -	\$ -	27,930
Medical loss ratio rebates paid		-	-	-	-	-	-
Medical loss rebates unpaid		-	27,930	-	-	-	27,930
Plus reinsurance assumed amounts		XXX	XXX	XXX	XXX		-
Less reinsurance ceded amounts		XXX	XXX	XXX	XXX		-
Rebates unpaid net of reinsurance		XXX	XXX	XXX	XXX	\$	27,930
Current Reporting Year-to-date:							
Medical loss ratio rebates incurred	\$	-	\$ -	\$ -	\$ -	\$ -	-
Medical loss ratio rebates paid		-	-	-	-	-	-
Medical loss rebates unpaid		-	27,930	-	-	-	27,930
Plus reinsurance assumed amounts		XXX	XXX	XXX	XXX		-
Less reinsurance ceded amounts		XXX	XXX	XXX	XXX		-
Rebates unpaid net of reinsurance		XXX	XXX	XXX	XXX	\$	27,930

NOTES TO THE FINANCIAL STATEMENTS

E. Risk Sharing Provisions of the Affordable Care Act

- (1)

Did the reporting entity write accident and health insurance premium that is subject to the Affordable Care Act risk-sharing provisions (YES/NO)

Yes ( X )      No ( )
- (2)

Impact of Risk Sharing Provisions of the Affordable Care Act on Admitted Assets, Liabilities, and Revenue for the Current Year

a. Permanent ACA Risk Adjustment Program

Assets

1.

Premium adjustments receivable due to ACA Risk Adjustment (including high risk pool payments)

\$

102

Liabilities

2.

Risk adjustment user fees payable for ACA Risk Adjustment

\$

631

3.

Premium adjustments payable due to ACA Risk Adjustment (including high risk pool premium)

\$

171,458

Operations (Revenue & Expenses)

4.

Reported as revenue in premium for accident and health contracts (written/collected) due to ACA Risk Adjustment

\$

-

5.

Reported in expenses as ACA risk adjustment user fees (incurred/paid)

\$

-

(3)

Roll-forward of Prior Year ACA Risk-sharing Provisions for the Following Asset (Gross of Any Nonadmission) and Liability Balances, Along with the Reasons for Adjustments to Prior Year Balance.

Accrued During the Prior Year on Business Written Before December 31 of the Prior Year		Received or Paid as of the Current Year on Business Written Before December 31 of the Prior Year		Differences		Adjustments			Unsettled Balances as of the Reporting Date	
				Prior Year Accrued Less Payments (Col 1-3)	Prior Year Accrued Less Payments (Col 2-4)	To Prior Year Balances	To Prior Year Balances		Cumulativ e Balance from Prior Years (Col 1-3+7)	Cumulative Balance from Prior Years (Col 2-4+8)
1	2	3	4	5	6	7	8		9	10
Receivable	(Payable)	Receivable	(Payable)	Receivable	(Payable)	Receivable	(Payable)	Ref	Receivable	(Payable)

a. Permanent ACA Risk Adjustment Program										
1. Premium adjustments receivable (including high risk pool payments)	-	-	-	-	-	102		A.	102	
2. Premium adjustments (payables) (including high risk pool premium)	(171,356)	-		(171,356)			(102)	B.		(171,458)
3. Subtotal ACA Permanent Risk Adjustment Program	-	(171,356)	-	-	(171,356)	102	(102)		102	(171,458)
b. Total for ACA Risk Sharing Provisions	-	(171,356)	-	-	(171,356)	102	(102)		102	(171,458)

Explanations of adjustments

A.

Adjustments related to updates received from CMS associated with 2024 benefit year and the latest data from Wakely Consulting.

B.

Adjustments related to updates received from CMS associated with 2024 benefit year and the latest data from Wakely Consulting.

(4)

Roll-Forward of Risk Corridors Asset and Liability Balances by Program Benefit Year

Not Applicable.

(5)

ACA Risk Corridors Receivable as of Reporting Date

Not Applicable.

25. Change in Incurred Claims and Claim Adjustment Expenses

Benefits and loss adjustment expenses payable, net of health care receivables, as of December 31, 2024, were \$134,227,281. As of June 30, 2025, \$98,473,823 has been paid for incurred claims and claim adjustment expenses attributable to insured events of prior years. Reserves remaining for prior years are now \$13,017,244 as a result of re-estimation of unpaid claims and claim adjustment expenses. Therefore, there has been a \$22,736,213 favorable prior-year development since December 31, 2024. The decrease is generally the result of ongoing analysis of recent loss development trends. Original estimates are increased or decreased as additional information becomes known regarding individual claims. Included in this decrease, the Company experienced \$23,876,059 of favorable prior year claim development on retrospectively rated policies. However, the business to which it relates is subject to premium adjustments.

26. Intercompany Pooling Arrangements

10.12

NOTES TO THE FINANCIAL STATEMENTS

Not Applicable.

27. Structured Settlements

The Company has no structured settlements.

28. Health Care Receivables

A. Pharmaceutical Rebate Receivables

Quarter	Estimate Pharmacy Rebates as Reported on Financial Statements	Pharmacy Rebates as Billed or Otherwise Confirmed	Actual Rebates Received Within 90 Days of Billing	Actual Rebates Received Within 91 to 180 Days of Billing	Actual Rebates Received More than 181 Days after Billing
12/31/2025	\$ -	\$ -	\$ -	\$ -	\$ -
9/30/2025	-	-	-	-	-
6/30/2025	2,699,564	2,699,564	-	-	-
3/31/2025	2,413,436	2,466,742	2,360,026	-	-
12/31/2024	3,024,156	2,968,694	2,842,421	-	-
9/30/2024	3,399,888	3,405,654	3,122,511	230,948	-
6/30/2024	3,324,391	3,252,606	2,928,159	323,994	612
3/31/2024	4,038,301	3,925,389	3,738,792	186,796	2,690
12/31/2023	5,996,180	6,157,202	3,808,354	2,366,009	(6,065)
9/30/2023	6,300,606	6,383,687	3,748,753	2,547,949	119,504
6/30/2023	6,391,734	6,486,079	4,010,070	2,498,715	(1,426)
3/31/2023	6,170,306	6,153,198	3,780,023	2,427,313	(27,800)

B. Risk Sharing Receivables

Risk sharing receivables represent capitation receivables and provider advance receivables over 90 days and are fully non-admitted.

29. Participating Policies

The Company has no participating policies.

30. Premium Deficiency Reserves

1. Liability carried for premium deficiency reserves\$ 10,996,341
2. Date of the most recent evaluation of this liabilityDecember 31, 2024
3. Was anticipated investment income utilized in the calculation? Yes (X) No ( )

31. Anticipated Salvage and Subrogation

Not Applicable.

GENERAL INTERROGATORIES

PART 1 - COMMON INTERROGATORIES

GENERAL

1.1

Did the reporting entity experience any material transactions requiring the filing of Disclosure of Material Transactions with the State of Domicile, as required by the Model Act?

Yes [ ] No [ X ]

1.2

If yes, has the report been filed with the domiciliary state?

Yes [ ] No [ ]

2.1

Has any change been made during the year of this statement in the charter, by-laws, articles of incorporation, or deed of settlement of the reporting entity?

Yes [ ] No [ X ]

2.2

If yes, date of change:

3.1

Is the reporting entity a member of an Insurance Holding Company System consisting of two or more affiliated persons, one or more of which is an insurer?  
If yes, complete Schedule Y, Parts 1 and 1A.

Yes [ X ] No [ ]

3.2

Have there been any substantial changes in the organizational chart since the prior quarter end?

Yes [ ] No [ X ]

3.3

If the response to 3.2 is yes, provide a brief description of those changes.  
NA

3.4

Is the reporting entity publicly traded or a member of a publicly traded group?

Yes [ X ] No [ ]

3.5

If the response to 3.4 is yes, provide the CIK (Central Index Key) code issued by the SEC for the entity/group.

0000049071

4.1

Has the reporting entity been a party to a merger or consolidation during the period covered by this statement?

Yes [ ] No [ X ]

4.2

If yes, provide the name of the entity, NAIC Company Code, and state of domicile (use two letter state abbreviation) for any entity that has ceased to exist as a result of the merger or consolidation.

1 Name of Entity	2 NAIC Company Code	3 State of Domicile
Not Applicable.		

5.

If the reporting entity is subject to a management agreement, including third-party administrator(s), managing general agent(s), attorney-in-fact, or similar agreement, have there been any significant changes regarding the terms of the agreement or principals involved?  
If yes, attach an explanation.

Yes [ ] No [ X ] N/A [ ]

6.1

State as of what date the latest financial examination of the reporting entity was made or is being made.

12/31/2020

6.2

State the as of date that the latest financial examination report became available from either the state of domicile or the reporting entity. This date should be the date of the examined balance sheet and not the date the report was completed or released.

12/31/2020

6.3

State as of what date the latest financial examination report became available to other states or the public from either the state of domicile or the reporting entity. This is the release date or completion date of the examination report and not the date of the examination (balance sheet date).

05/23/2022

6.4

By what department or departments?  
Ohio Department of Insurance

6.5

Have all financial statement adjustments within the latest financial examination report been accounted for in a subsequent financial statement filed with Departments?

Yes [ X ] No [ ] N/A [ ]

6.6

Have all of the recommendations within the latest financial examination report been complied with?

Yes [ X ] No [ ] N/A [ ]

7.1

Has this reporting entity had any Certificates of Authority, licenses or registrations (including corporate registration, if applicable) suspended or revoked by any governmental entity during the reporting period?

Yes [ ] No [ X ]

7.2

If yes, give full information:

8.1

Is the company a subsidiary of a bank holding company regulated by the Federal Reserve Board?

Yes [ ] No [ X ]

8.2

If response to 8.1 is yes, please identify the name of the bank holding company.

8.3

Is the company affiliated with one or more banks, thrifts or securities firms?

Yes [ ] No [ X ]

8.4

If response to 8.3 is yes, please provide below the names and location (city and state of the main office) of any affiliates regulated by a federal regulatory services agency [i.e. the Federal Reserve Board (FRB), the Office of the Comptroller of the Currency (OCC), the Federal Deposit Insurance Corporation (FDIC) and the Securities Exchange Commission (SEC)] and identify the affiliate's primary federal regulator.

1 Affiliate Name	2 Location (City, State)	3 FRB	4 OCC	5 FDIC	6 SEC



GENERAL INTERROGATORIES

9.1

Are the senior officers (principal executive officer, principal financial officer, principal accounting officer or controller, or persons performing similar functions) of the reporting entity subject to a code of ethics, which includes the following standards? .....  
(a) Honest and ethical conduct, including the ethical handling of actual or apparent conflicts of interest between personal and professional relationships;  
(b) Full, fair, accurate, timely and understandable disclosure in the periodic reports required to be filed by the reporting entity;  
(c) Compliance with applicable governmental laws, rules and regulations;  
(d) The prompt internal reporting of violations to an appropriate person or persons identified in the code; and  
(e) Accountability for adherence to the code.

Yes [ X ] No [ ]

9.11

If the response to 9.1 is No, please explain:  
.....

9.2

Has the code of ethics for senior managers been amended? .....

Yes [ X ] No [ ]

9.21

If the response to 9.2 is Yes, provide information related to amendment(s).  
Ethics Every Day was amended in June 2025 to update content based on operational changes, clarify content where necessary and perform general document maintenance. ....

9.3

Have any provisions of the code of ethics been waived for any of the specified officers? .....

Yes [ ] No [ X ]

9.31

If the response to 9.3 is Yes, provide the nature of any waiver(s).  
.....

FINANCIAL

10.1

Does the reporting entity report any amounts due from parent, subsidiaries or affiliates on Page 2 of this statement? .....

Yes [ ] No [ X ]

10.2

If yes, indicate any amounts receivable from parent included in the Page 2 amount: .....\$.....

0

INVESTMENT

11.1

Were any of the stocks, bonds, or other assets of the reporting entity loaned, placed under option agreement, or otherwise made available for use by another person? (Exclude securities under securities lending agreements.) .....

Yes [ ] No [ X ]

11.2

If yes, give full and complete information relating thereto:  
.....

12.

Amount of real estate and mortgages held in other invested assets in Schedule BA: .....

\$.....

0

13.

Amount of real estate and mortgages held in short-term investments: .....

\$.....

0

14.1

Does the reporting entity have any investments in parent, subsidiaries and affiliates? .....

Yes [ ] No [ X ]

14.2

If yes, please complete the following:

	1	2
	Prior Year-End Book/Adjusted Carrying Value	Current Quarter Book/Adjusted Carrying Value
14.21 Bonds .....	\$.....0	\$.....0
14.22 Preferred Stock .....	\$.....0	\$.....0
14.23 Common Stock .....	\$.....0	\$.....0
14.24 Short-Term Investments .....	\$.....0	\$.....0
14.25 Mortgage Loans on Real Estate .....	\$.....0	\$.....0
14.26 All Other .....	\$.....0	\$.....0
14.27 Total Investment in Parent, Subsidiaries and Affiliates (Subtotal Lines 14.21 to 14.26) .....	\$.....0	\$.....0
14.28 Total Investment in Parent included in Lines 14.21 to 14.26 above .....	\$.....0	\$.....0

15.1

Has the reporting entity entered into any hedging transactions reported on Schedule DB? .....

Yes [ ] No [ X ]

15.2

If yes, has a comprehensive description of the hedging program been made available to the domiciliary state? ..... Yes [ ] No [ ] N/A [ ]  
If no, attach a description with this statement.  
.....

16.

For the reporting entity's security lending program, state the amount of the following as of the current statement date:

16.1

Total fair value of reinvested collateral assets reported on Schedule DL, Parts 1 and 2. ....

\$.....

2,787,667

16.2

Total book/adjusted carrying value of reinvested collateral assets reported on Schedule DL, Parts 1 and 2 .....

\$.....

2,787,556

16.3

Total payable for securities lending reported on the liability page. ....

\$.....

2,787,667

11.1

GENERAL INTERROGATORIES

17. Excluding items in Schedule E - Part 3 - Special Deposits, real estate, mortgage loans and investments held physically in the reporting entity's offices, vaults or safety deposit boxes, were all stocks, bonds and other securities, owned throughout the current year held pursuant to a custodial agreement with a qualified bank or trust company in accordance with Section 1, III - General Examination Considerations, F. Outsourcing of Critical Functions, Custodial or Safekeeping Agreements of the NAIC Financial Condition Examiners Handbook? ..... Yes [ X ] No [ ]
- 17.1 For all agreements that comply with the requirements of the NAIC Financial Condition Examiners Handbook, complete the following:

1 Name of Custodian(s)	2 Custodian Address
JP Morgan Chase .....	4 Metro Tech Center, 6th Floor, Mail Code: NY1-C512, Brooklyn, NY 11245, Attn: Zaida Cepeda .....

- 17.2 For all agreements that do not comply with the requirements of the NAIC Financial Condition Examiners Handbook, provide the name, location and a complete explanation:

1 Name(s)	2 Location(s)	3 Complete Explanation(s)

- 17.3 Have there been any changes, including name changes, in the custodian(s) identified in 17.1 during the current quarter? ..... Yes [ ] No [ X ]
- 17.4 If yes, give full information relating thereto:

1 Old Custodian	2 New Custodian	3 Date of Change	4 Reason

- 17.5 Investment management – Identify all investment advisors, investment managers, broker/dealers, including individuals that have the authority to make investment decisions on behalf of the reporting entity. This includes both primary and sub-advisors. For assets that are managed internally by employees of the reporting entity, note as such. ["...that have access to the investment accounts"; "...handle securities"]

1 Name of Firm or Individual	2 Affiliation
BLACKROCK FINANCIAL MANAGEMENT, INC .....	U.....
Humana Inc. ....	I.....

- 17.5097 For those firms/individuals listed in the table for Question 17.5, do any firms/individuals unaffiliated with the reporting entity (i.e. designated with a "U") manage more than 10% of the reporting entity's invested assets?..... Yes [ X ] No [ ]
- 17.5098 For firms/individuals unaffiliated with the reporting entity (i.e. designated with a "U") listed in the table for Question 17.5, does the total assets under management aggregate to more than 50% of the reporting entity's invested assets?..... Yes [ X ] No [ ]

- 17.6 For those firms or individuals listed in the table for 17.5 with an affiliation code of "A" (affiliated) or "U" (unaffiliated), provide the information for the table below.

1	2	3	4	5
Central Registration Depository Number	Name of Firm or Individual	Legal Entity Identifier (LEI)	Registered With	Investment Management Agreement (IMA) Filed
107105 .....	BLACKROCK FINANCIAL MANAGEMENT, INC .....	549300LVXY1VJKE13M84 .....	The SEC .....	DS.....

- 18.1 Have all the filing requirements of the Purposes and Procedures Manual of the NAIC Investment Analysis Office been followed? ..... Yes [ X ] No [ ]
- 18.2 If no, list exceptions:  
.....

19. By self-designating 5GI securities, the reporting entity is certifying the following elements for each self-designated 5GI security:

a. Documentation necessary to permit a full credit analysis of the security does not exist or an NAIC CRP credit rating for an FE or PL security is not available.  
b. Issuer or obligor is current on all contracted interest and principal payments.  
c. The insurer has an actual expectation of ultimate payment of all contracted interest and principal.

Has the reporting entity self-designated 5GI securities? ..... Yes [ ] No [ X ]

20. By self-designating PLGI securities, the reporting entity is certifying the following elements of each self-designated PLGI security:

a. The security was purchased prior to January 1, 2018.  
b. The reporting entity is holding capital commensurate with the NAIC Designation reported for the security.  
c. The NAIC Designation was derived from the credit rating assigned by an NAIC CRP in its legal capacity as a NRSRO which is shown on a current private letter rating held by the insurer and available for examination by state insurance regulators.  
d. The reporting entity is not permitted to share this credit rating of the PL security with the SVO.

Has the reporting entity self-designated PLGI securities? ..... Yes [ ] No [ X ]

21. By assigning FE to a Schedule BA non-registered private fund, the reporting entity is certifying the following elements of each self-designated FE fund:

a. The shares were purchased prior to January 1, 2019.  
b. The reporting entity is holding capital commensurate with the NAIC Designation reported for the security.  
c. The security had a public credit rating(s) with annual surveillance assigned by an NAIC CRP in its legal capacity as an NRSRO prior to January 1, 2019.  
d. The fund only or predominantly holds bonds in its portfolio.  
e. The current reported NAIC Designation was derived from the public credit rating(s) with annual surveillance assigned by an NAIC CRP in its legal capacity as an NRSRO.  
f. The public credit rating(s) with annual surveillance assigned by an NAIC CRP has not lapsed.

Has the reporting entity assigned FE to Schedule BA non-registered private funds that complied with the above criteria? ..... Yes [ ] No [ X ]

GENERAL INTERROGATORIES

PART 2 - HEALTH

1.

Operating Percentages:

1.1 A&H loss percent

84.440 %

1.2 A&H cost containment percent

2.960 %

1.3 A&H expense percent excluding cost containment expenses

11.700 %

2.1

Do you act as a custodian for health savings accounts?

Yes [ ☐ ] No [ ☒ ]

2.2

If yes, please provide the amount of custodial funds held as of the reporting date

\$0

2.3

Do you act as an administrator for health savings accounts?

Yes [ ☐ ] No [ ☒ ]

2.4

If yes, please provide the balance of the funds administered as of the reporting date

\$0

3.

Is the reporting entity licensed or chartered, registered, qualified, eligible or writing business in at least two states?

Yes [ ☒ ] No [ ☐ ]

3.1

If no, does the reporting entity assume reinsurance business that covers risks residing in at least one state other than the state of domicile of the reporting entity?

Yes [ ☐ ] No [ ☐ ]

STATEMENT AS OF JUNE 30, 2025 OF THE Humana Health Plan of Ohio Inc.

## SCHEDULE S - CEDED REINSURANCE

Showing All New Reinsurance Treaties - Current Year to Date

1	2	3	4	5	6	7	8	9	10
NAIC Company Code	ID Number	Effective Date	Name of Reinsurer	Domiciliary Jurisdiction	Type of Reinsurance Ceded	Type of Business Ceded	Type of Reinsurer	Certified Reinsurer Rating (1 through 6)	Effective Date of Certified Reinsurer Rating
NONE									

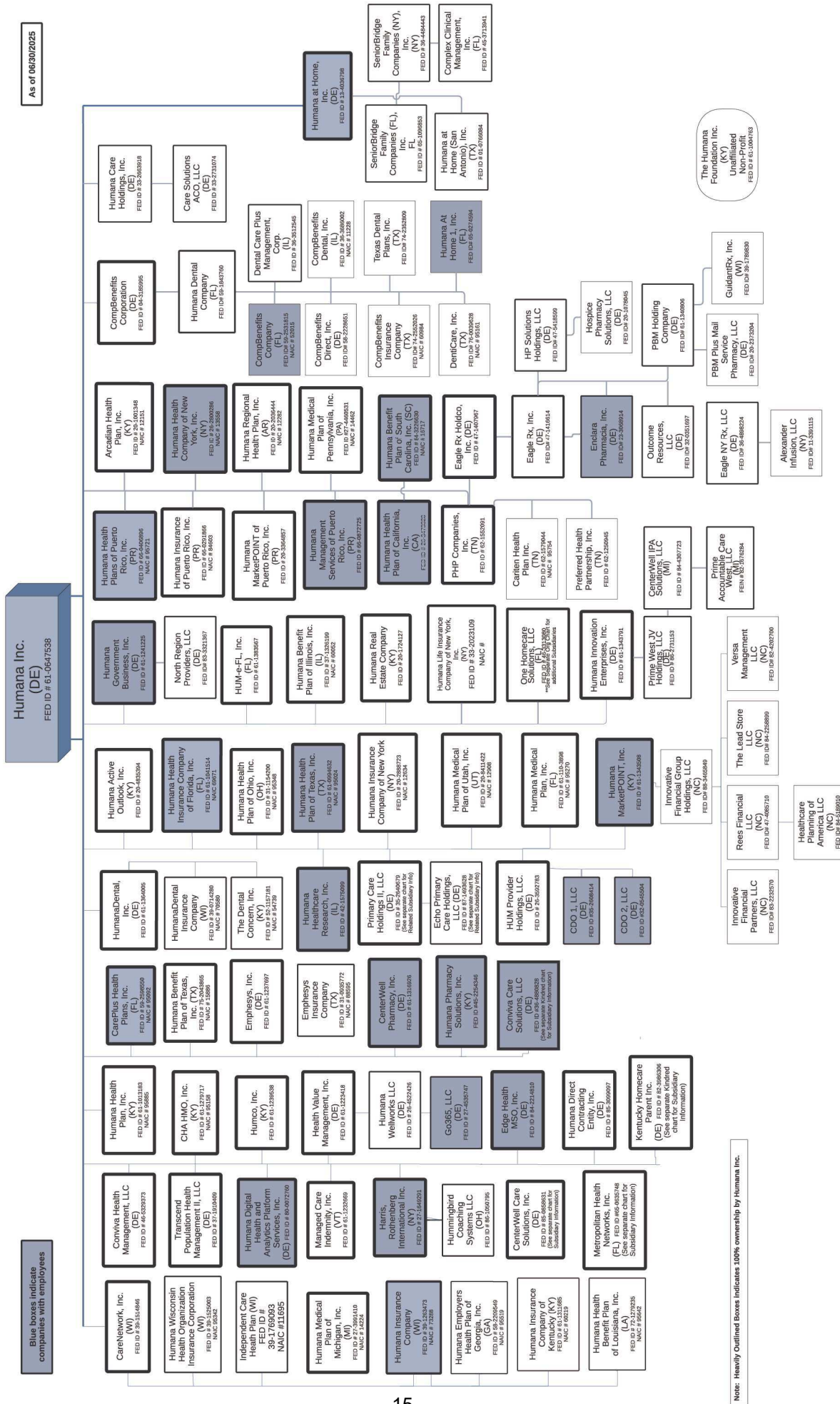
SCHEDULE T - PREMIUMS AND OTHER CONSIDERATIONS

Current Year to Date - Allocated by States and Territories											
States, etc.	1	Direct Business Only									
		2	3	4	5	6	7	8	9	10	
	Active Status (a)	Accident and Health Premiums	Medicare Title XVIII	Medicaid Title XIX	CHIP Title XXI	Federal Employees Health Benefits Program Premiums	Life and Annuity Premiums & Other Considerations	Property/Casualty Premiums	Total Columns 2 Through 8	Deposit-Type Contracts	
1. Alabama .....	AL	N	0	0	0	0	0	0	0	0	0
2. Alaska .....	AK	N	0	0	0	0	0	0	0	0	0
3. Arizona .....	AZ	N	0	0	0	0	0	0	0	0	0
4. Arkansas .....	AR	N	0	0	0	0	0	0	0	0	0
5. California .....	CA	N	0	0	0	0	0	0	0	0	0
6. Colorado .....	CO	N	0	0	0	0	0	0	0	0	0
7. Connecticut .....	CT	N	0	0	0	0	0	0	0	0	0
8. Delaware .....	DE	N	0	0	0	0	0	0	0	0	0
9. District of Columbia	DC	N	0	0	0	0	0	0	0	0	0
10. Florida .....	FL	N	0	0	0	0	0	0	0	0	0
11. Georgia .....	GA	N	0	0	0	0	0	0	0	0	0
12. Hawaii .....	HI	N	0	0	0	0	0	0	0	0	0
13. Idaho .....	ID	N	0	0	0	0	0	0	0	0	0
14. Illinois .....	IL	N	0	0	0	0	0	0	0	0	0
15. Indiana .....	IN	L	0	0	0	0	0	0	0	0	0
16. Iowa .....	IA	N	0	0	0	0	0	0	0	0	0
17. Kansas .....	KS	N	0	0	0	0	0	0	0	0	0
18. Kentucky .....	KY	L	0	82,984,193	0	0	0	0	82,984,193	0	0
19. Louisiana .....	LA	N	0	0	0	0	0	0	0	0	0
20. Maine .....	ME	N	0	0	0	0	0	0	0	0	0
21. Maryland .....	MD	N	0	0	0	0	0	0	0	0	0
22. Massachusetts .....	MA	N	0	0	0	0	0	0	0	0	0
23. Michigan .....	MI	N	0	0	0	0	0	0	0	0	0
24. Minnesota .....	MN	N	0	0	0	0	0	0	0	0	0
25. Mississippi .....	MS	N	0	0	0	0	0	0	0	0	0
26. Missouri .....	MO	N	0	0	0	0	0	0	0	0	0
27. Montana .....	MT	N	0	0	0	0	0	0	0	0	0
28. Nebraska .....	NE	N	0	0	0	0	0	0	0	0	0
29. Nevada .....	NV	N	0	0	0	0	0	0	0	0	0
30. New Hampshire .....	NH	N	0	0	0	0	0	0	0	0	0
31. New Jersey .....	NJ	N	0	0	0	0	0	0	0	0	0
32. New Mexico .....	NM	N	0	0	0	0	0	0	0	0	0
33. New York .....	NY	N	0	0	0	0	0	0	0	0	0
34. North Carolina .....	NC	N	0	0	0	0	0	0	0	0	0
35. North Dakota .....	ND	N	0	0	0	0	0	0	0	0	0
36. Ohio .....	OH	L	0	( 106,296)	598,600,430	0	0	0	598,494,134	0	0
37. Oklahoma .....	OK	N	0	0	0	0	0	0	0	0	0
38. Oregon .....	OR	N	0	0	0	0	0	0	0	0	0
39. Pennsylvania .....	PA	N	0	0	0	0	0	0	0	0	0
40. Rhode Island .....	RI	N	0	0	0	0	0	0	0	0	0
41. South Carolina .....	SC	N	0	0	0	0	0	0	0	0	0
42. South Dakota .....	SD	N	0	0	0	0	0	0	0	0	0
43. Tennessee .....	TN	N	0	0	0	0	0	0	0	0	0
44. Texas .....	TX	N	0	0	0	0	0	0	0	0	0
45. Utah .....	UT	N	0	0	0	0	0	0	0	0	0
46. Vermont .....	VT	N	0	0	0	0	0	0	0	0	0
47. Virginia .....	VA	N	0	0	0	0	0	0	0	0	0
48. Washington .....	WA	N	0	0	0	0	0	0	0	0	0
49. West Virginia .....	WV	N	0	0	0	0	0	0	0	0	0
50. Wisconsin .....	WI	N	0	0	0	0	0	0	0	0	0
51. Wyoming .....	WY	N	0	0	0	0	0	0	0	0	0
52. American Samoa .....	AS	N	0	0	0	0	0	0	0	0	0
53. Guam .....	GU	N	0	0	0	0	0	0	0	0	0
54. Puerto Rico .....	PR	N	0	0	0	0	0	0	0	0	0
55. U.S. Virgin Islands .....	VI	N	0	0	0	0	0	0	0	0	0
56. Northern Mariana Islands .....	MP	N	0	0	0	0	0	0	0	0	0
57. Canada .....	CAN	N	0	0	0	0	0	0	0	0	0
58. Aggregate Other Aliens .....	OT	XXX	0	0	0	0	0	0	0	0	0
59. Subtotal .....	XXX	0	82,877,897	598,600,430	0	0	0	0	681,478,327	0	0
60. Reporting Entity Contributions for Employee Benefit Plans .....	XXX	0	0	0	0	0	0	0	0	0	0
61. Totals (Direct Business) .....	XXX	0	82,877,897	598,600,430	0	0	0	0	681,478,327	0	0
DETAILS OF WRITE-INS											
58001. ....	XXX										
58002. ....	XXX										
58003. ....	XXX										
58998. Summary of remaining write-ins for Line 58 from overflow page .....	XXX	0	0	0	0	0	0	0	0	0	0
58999. Totals (Lines 58001 through 58003 plus 58998)(Line 58 above) .....	XXX	0	0	0	0	0	0	0	0	0	0

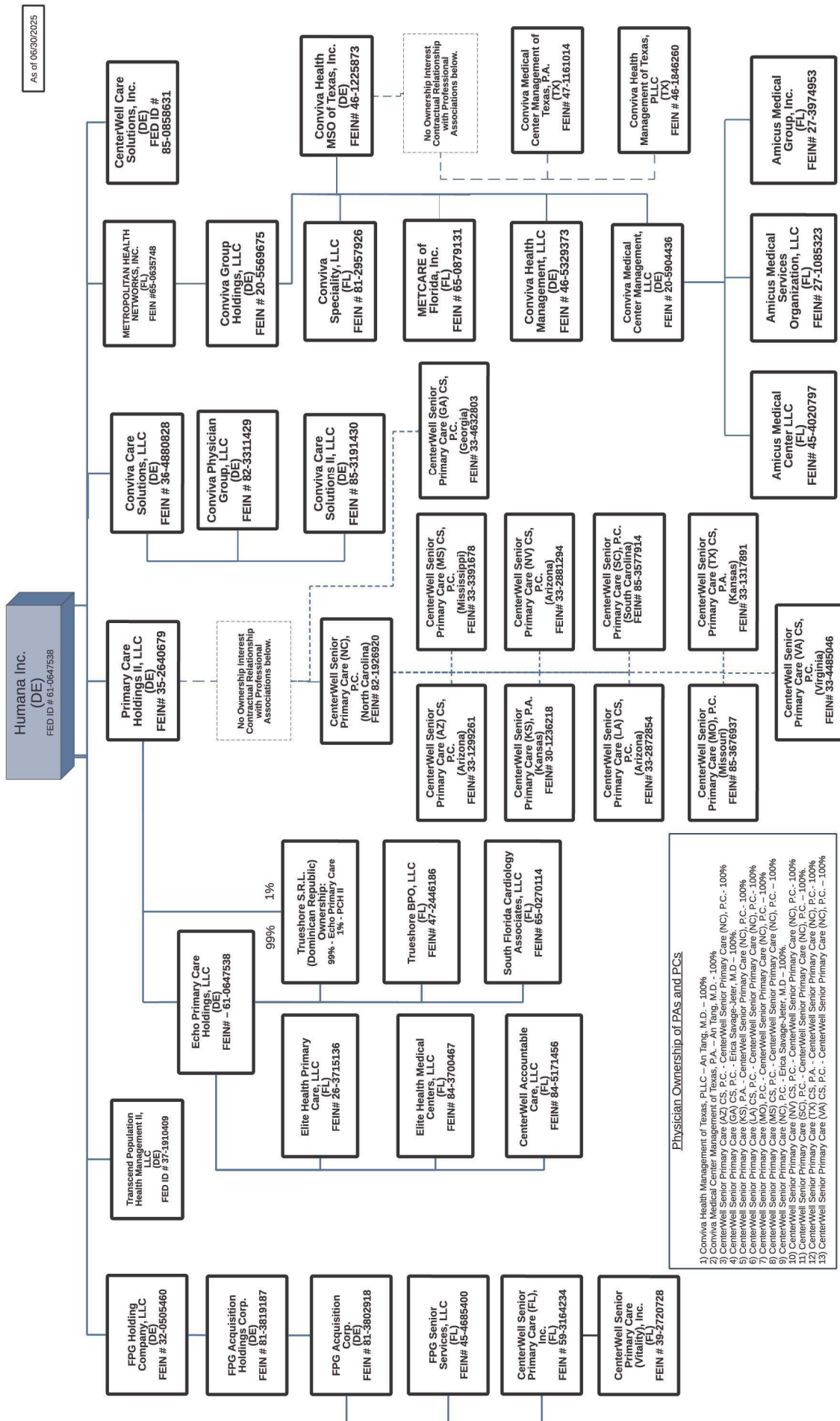
(a) Active Status Counts:

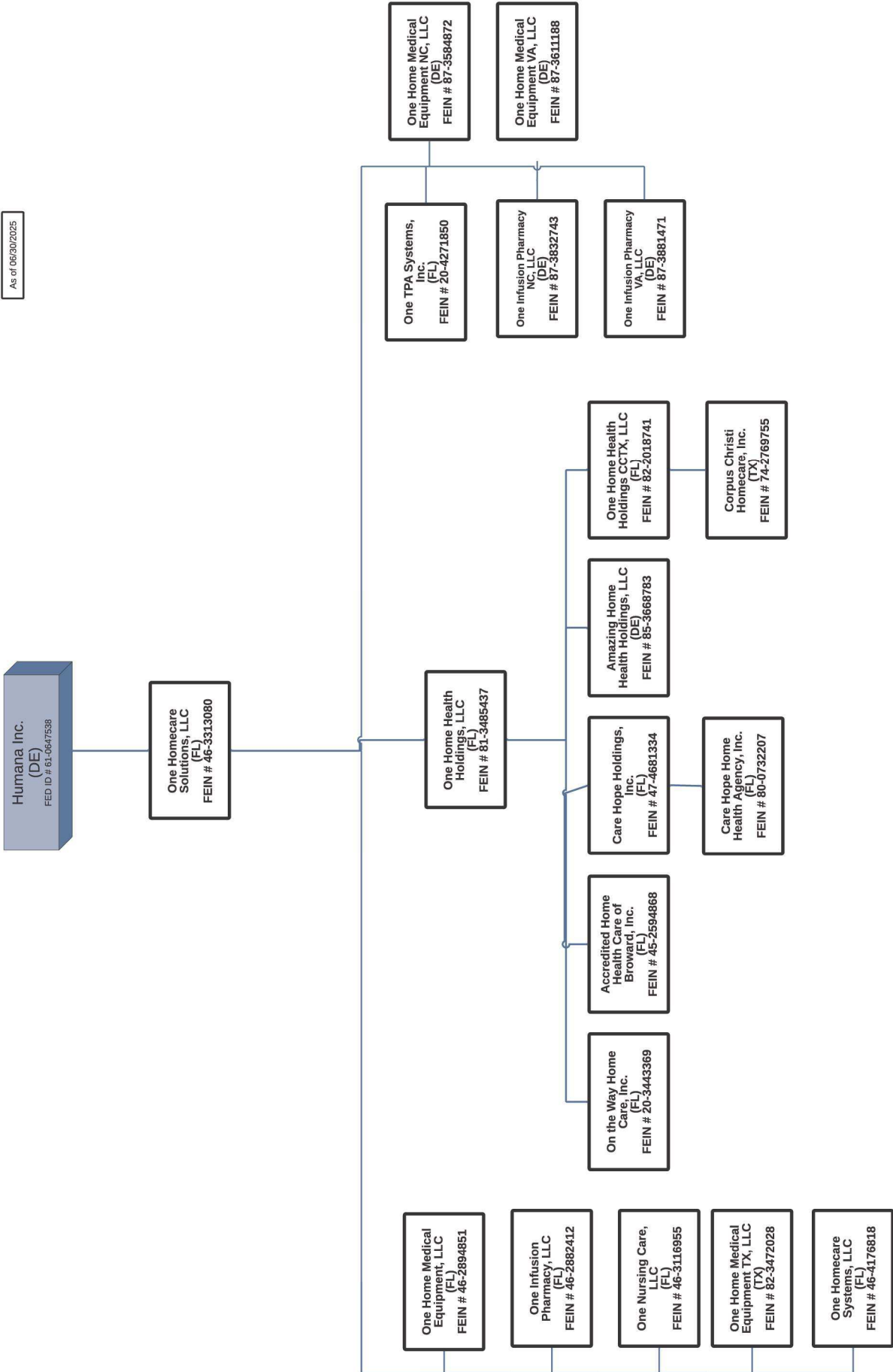
1. L - Licensed or Chartered - Licensed insurance carrier or domiciled RRG.....	3	4. Q - Qualified - Qualified or accredited reinsurer.....	0
2. R - Registered - Non-domiciled RRGs.....	0	5. N - None of the above - Not allowed to write business in the state.....	54
3. E - Eligible - Reporting entities eligible or approved to write surplus lines in the state. ....	0		

STATEMENT AS OF JUNE 30, 2025 OF THE Humana Health Plan of Ohio Inc.

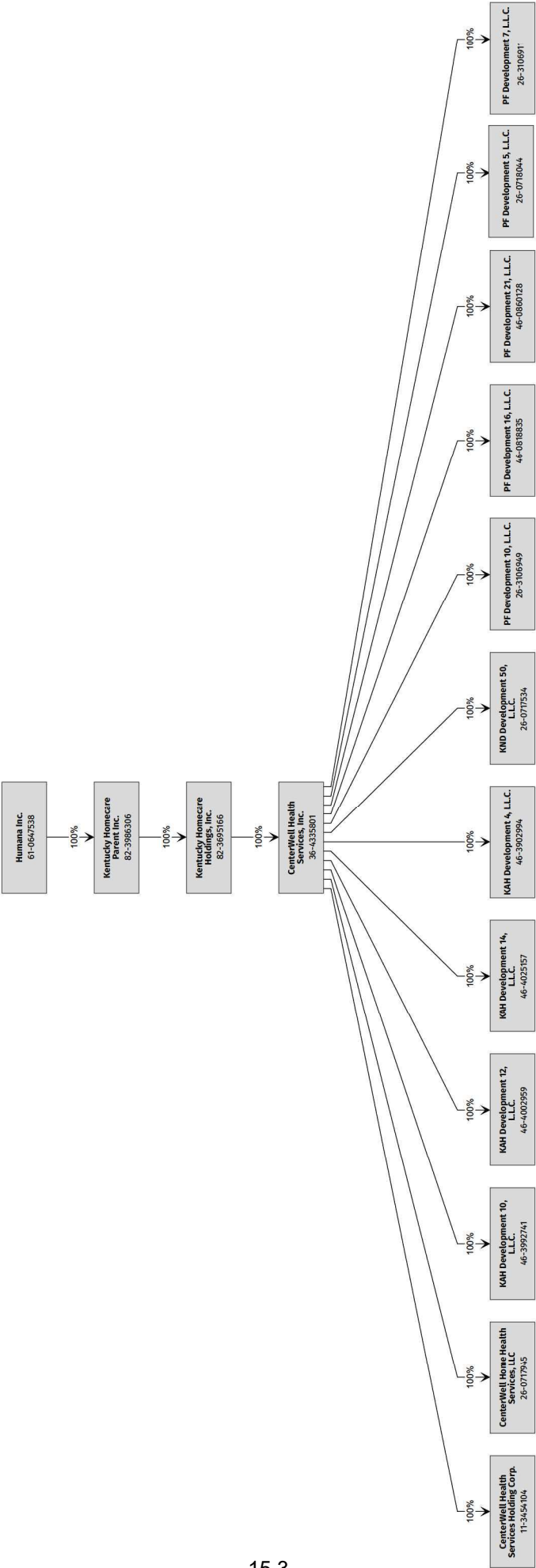


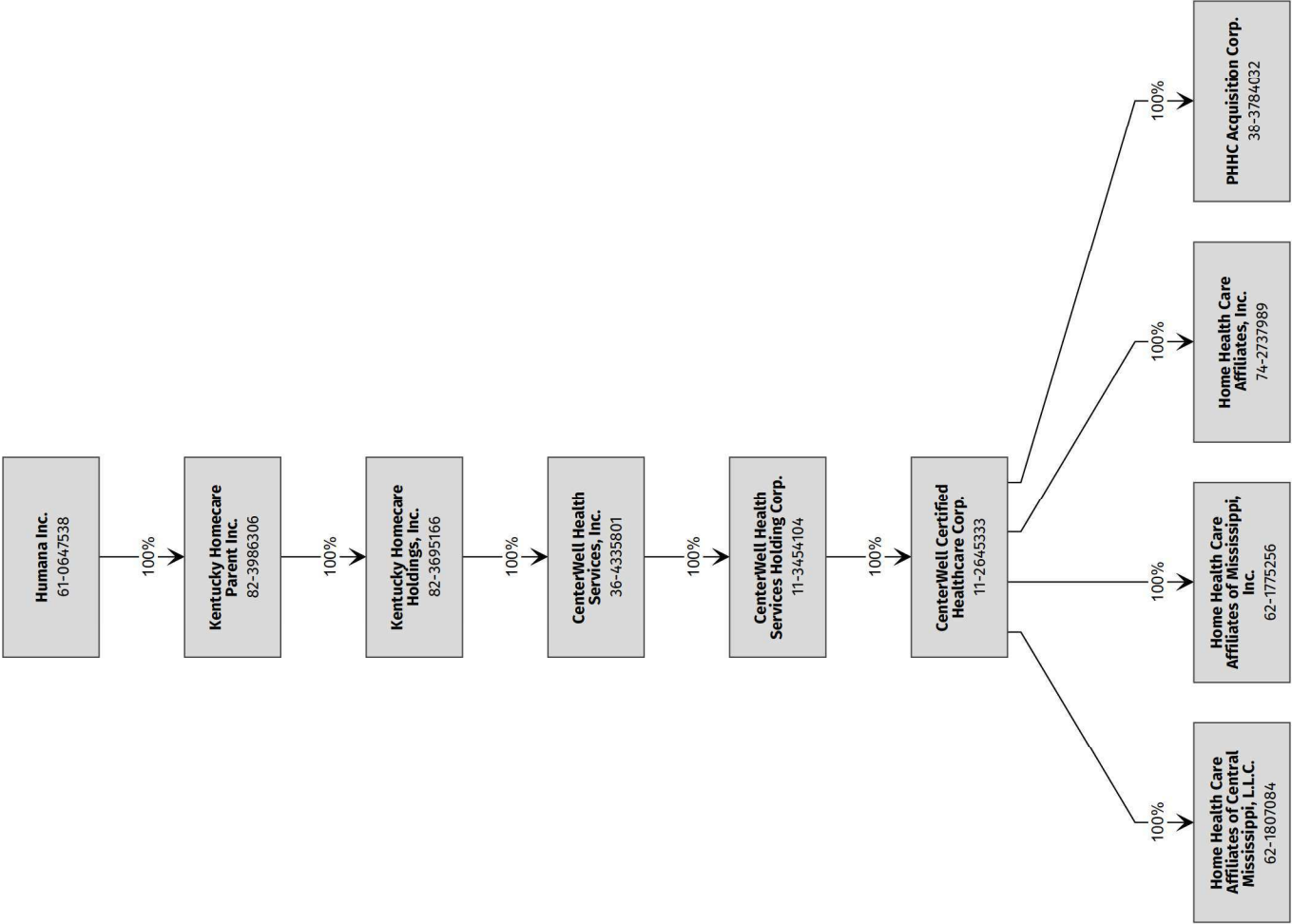
STATEMENT AS OF JUNE 30, 2025 OF THE Humana Health Plan of Ohio Inc.

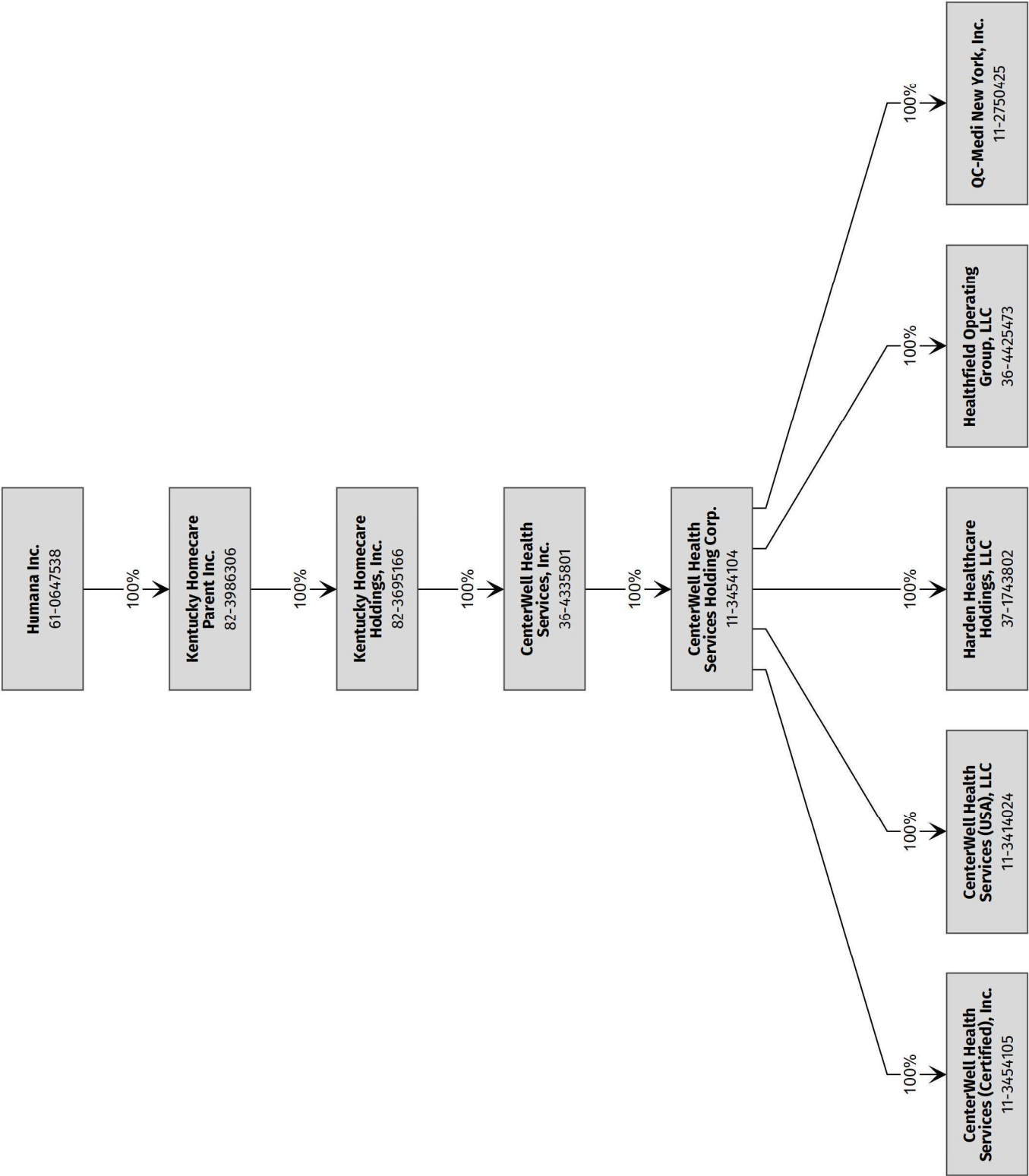


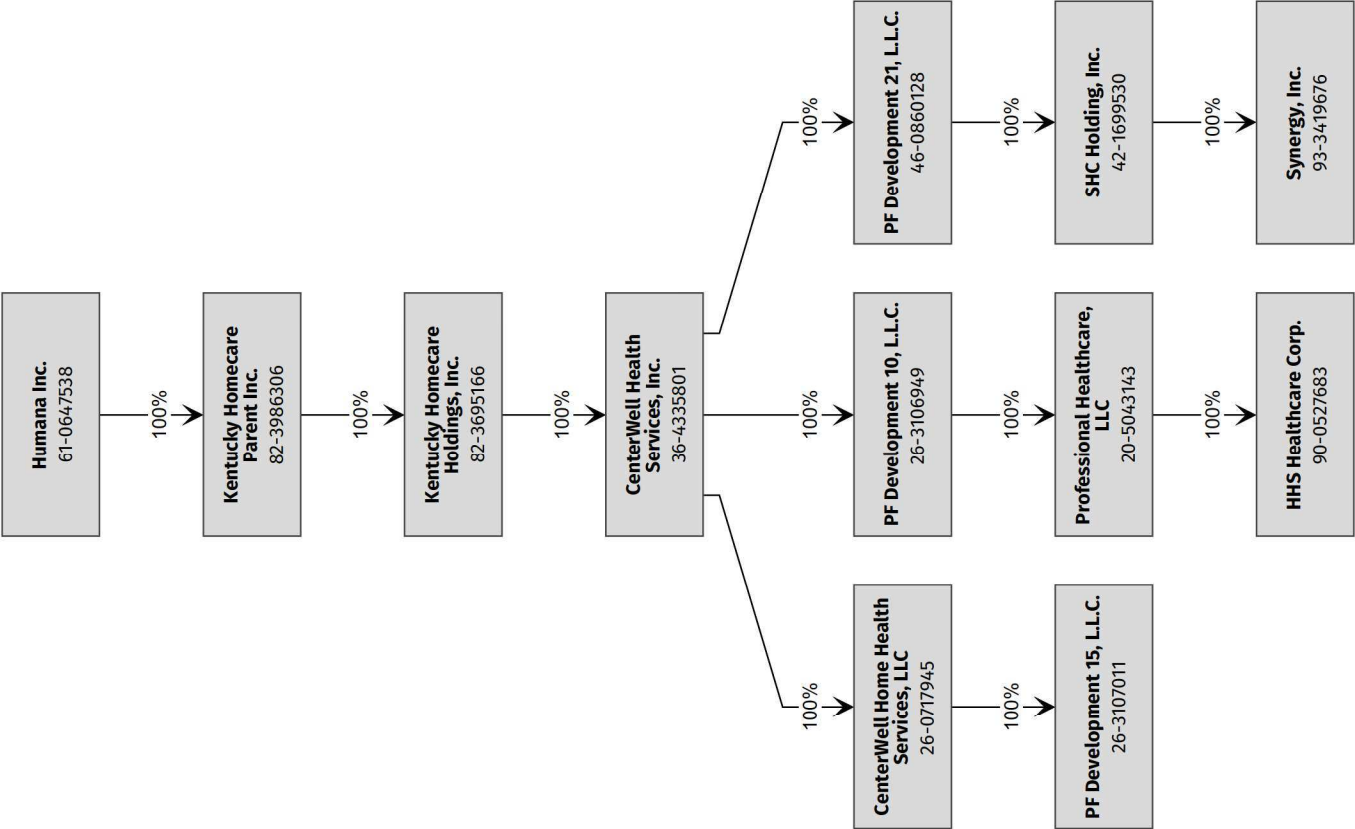


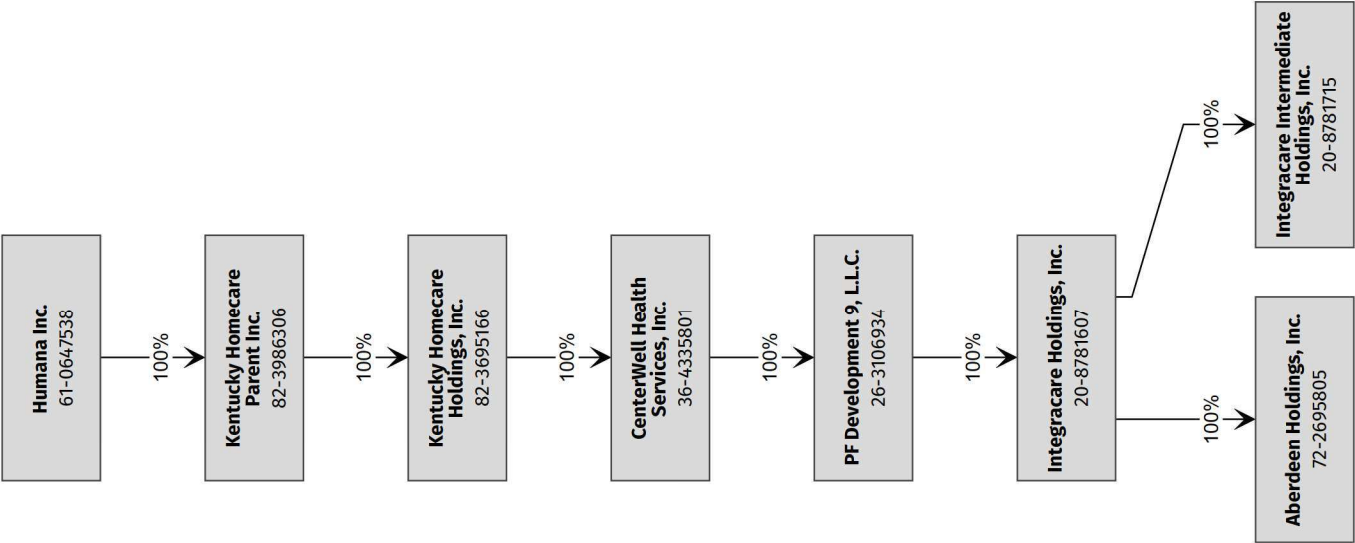


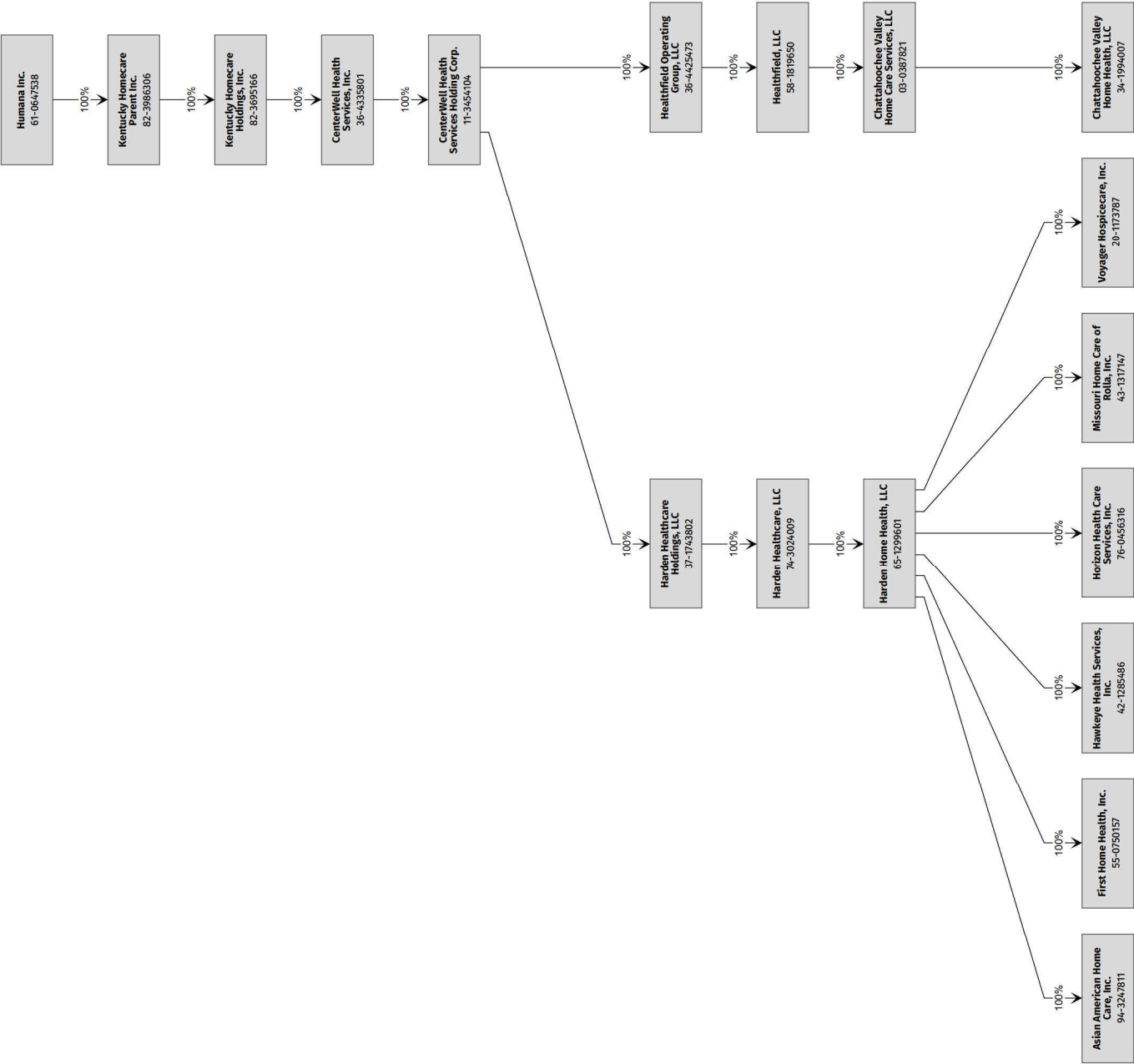


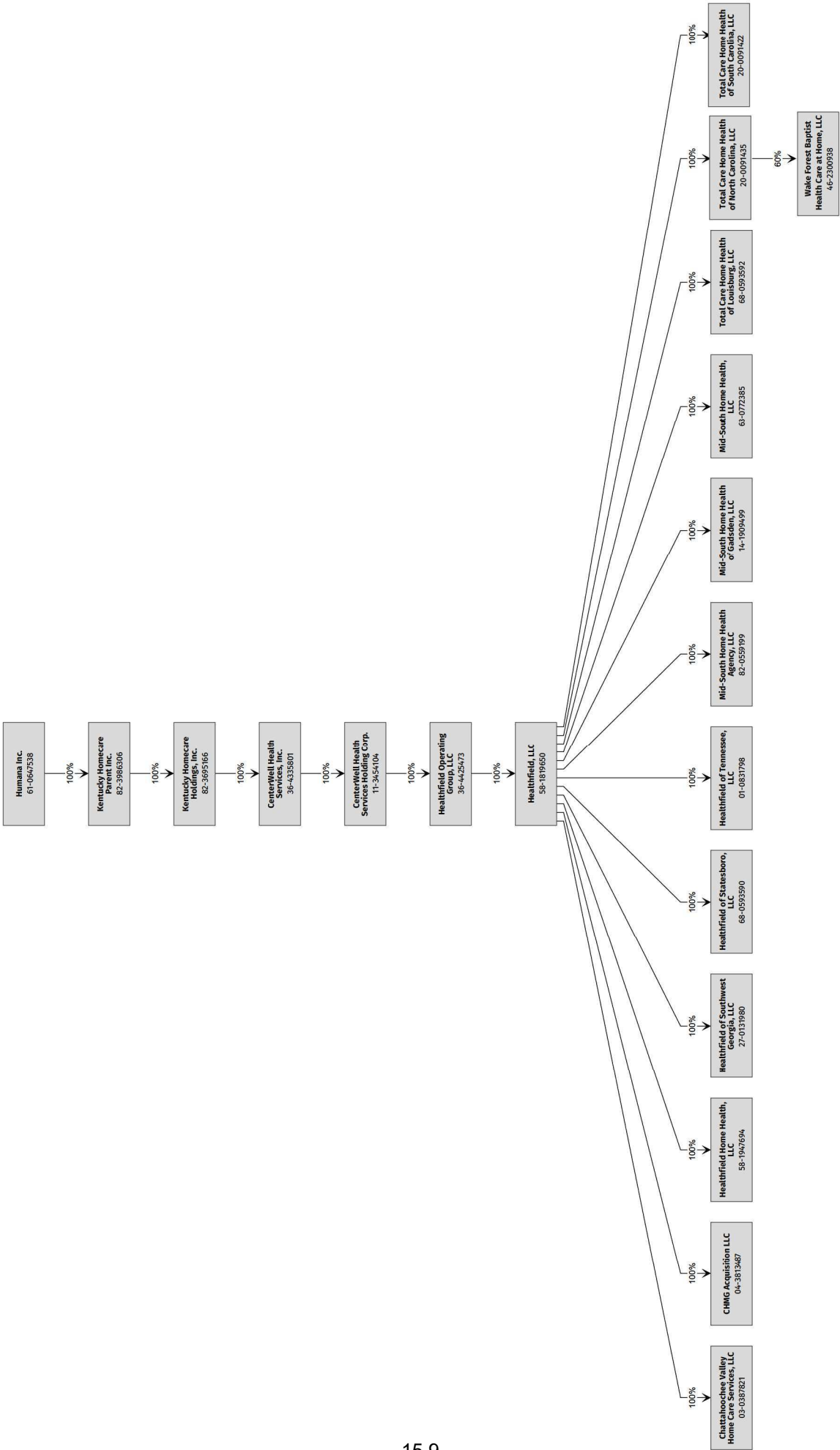


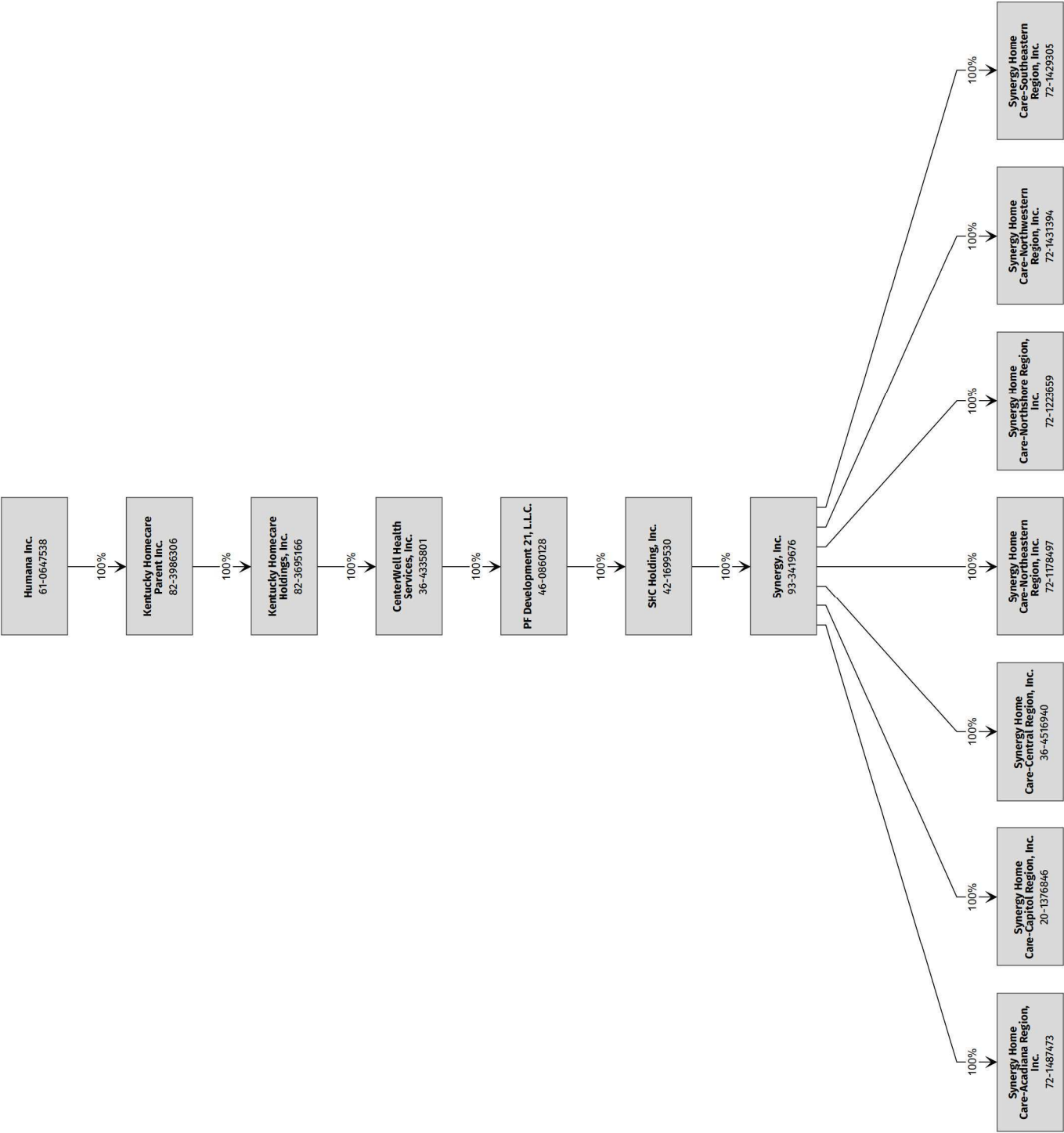




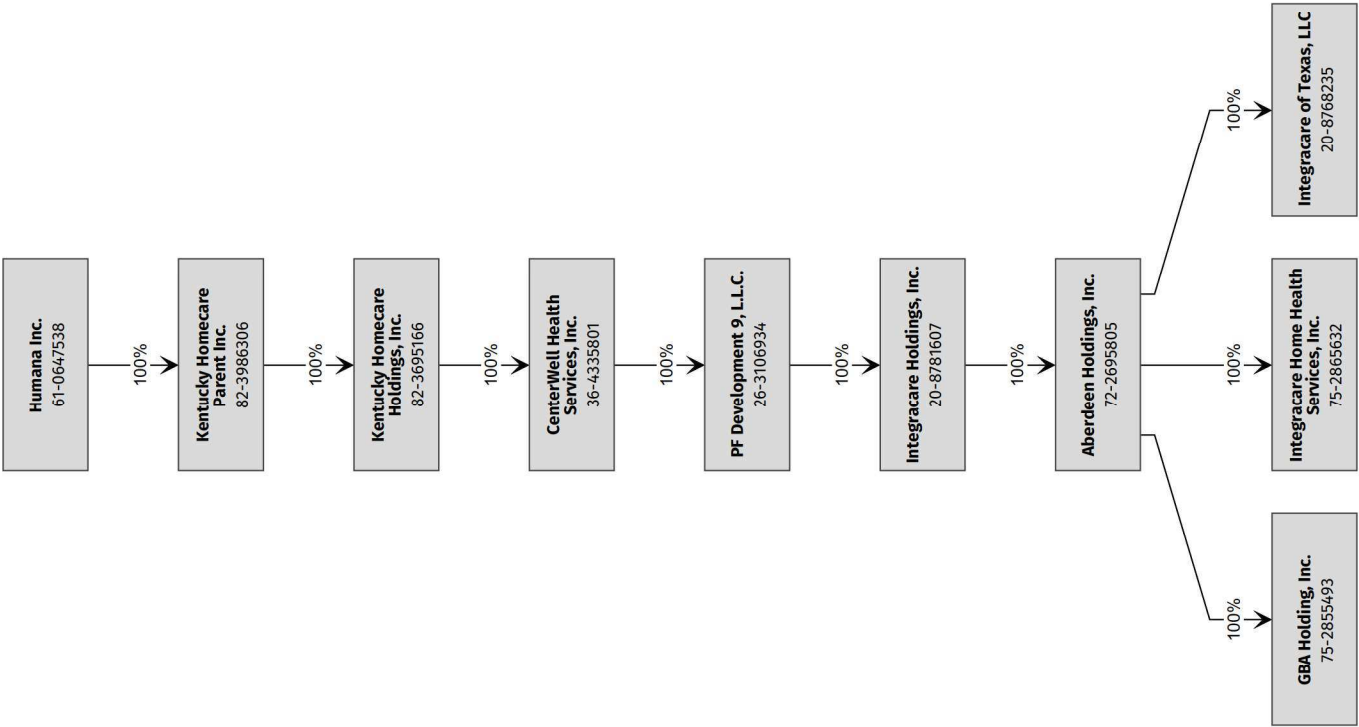


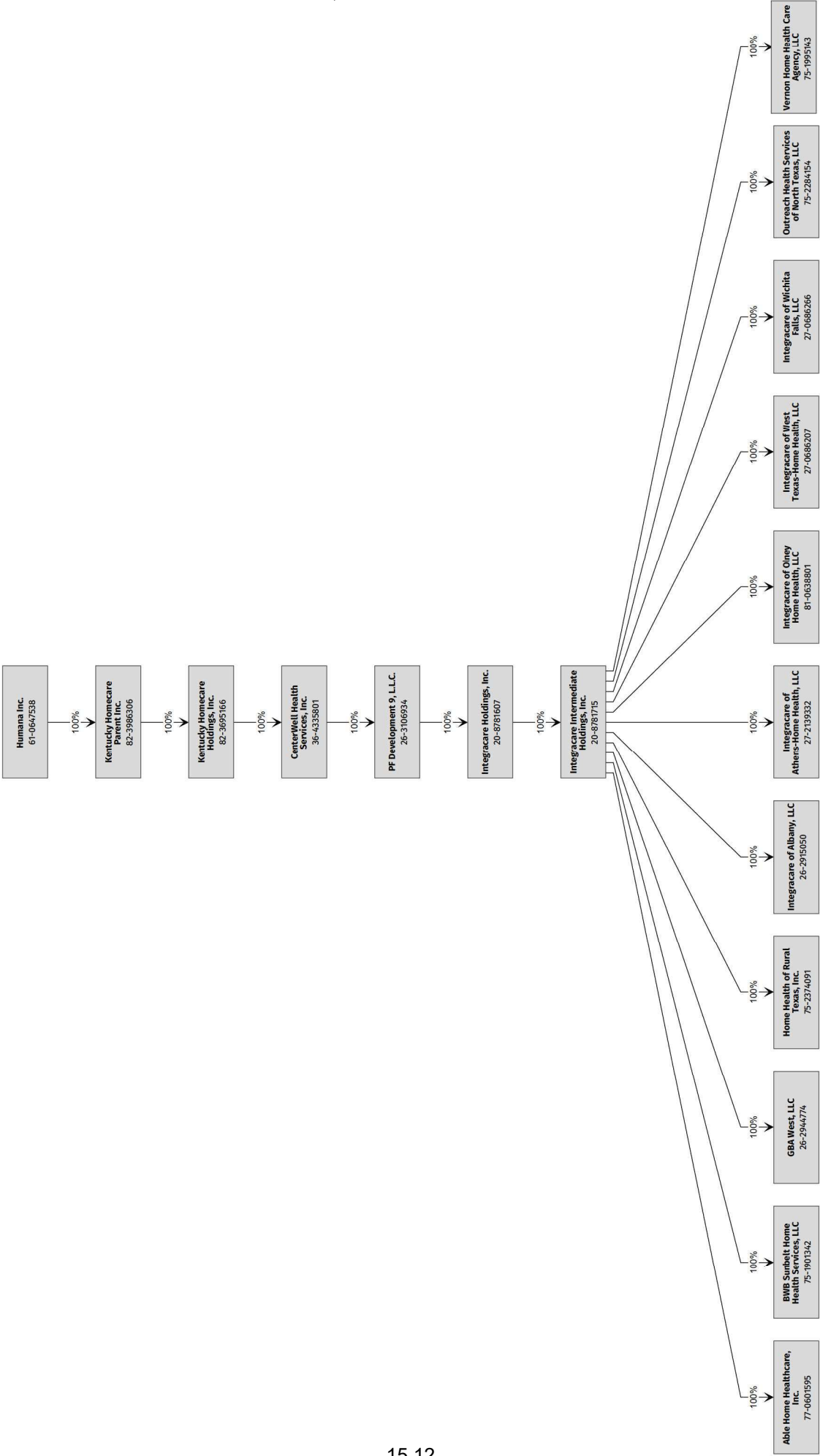


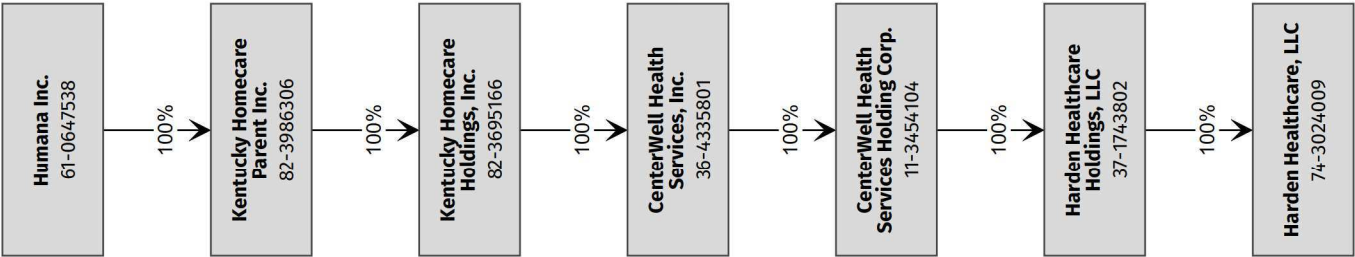


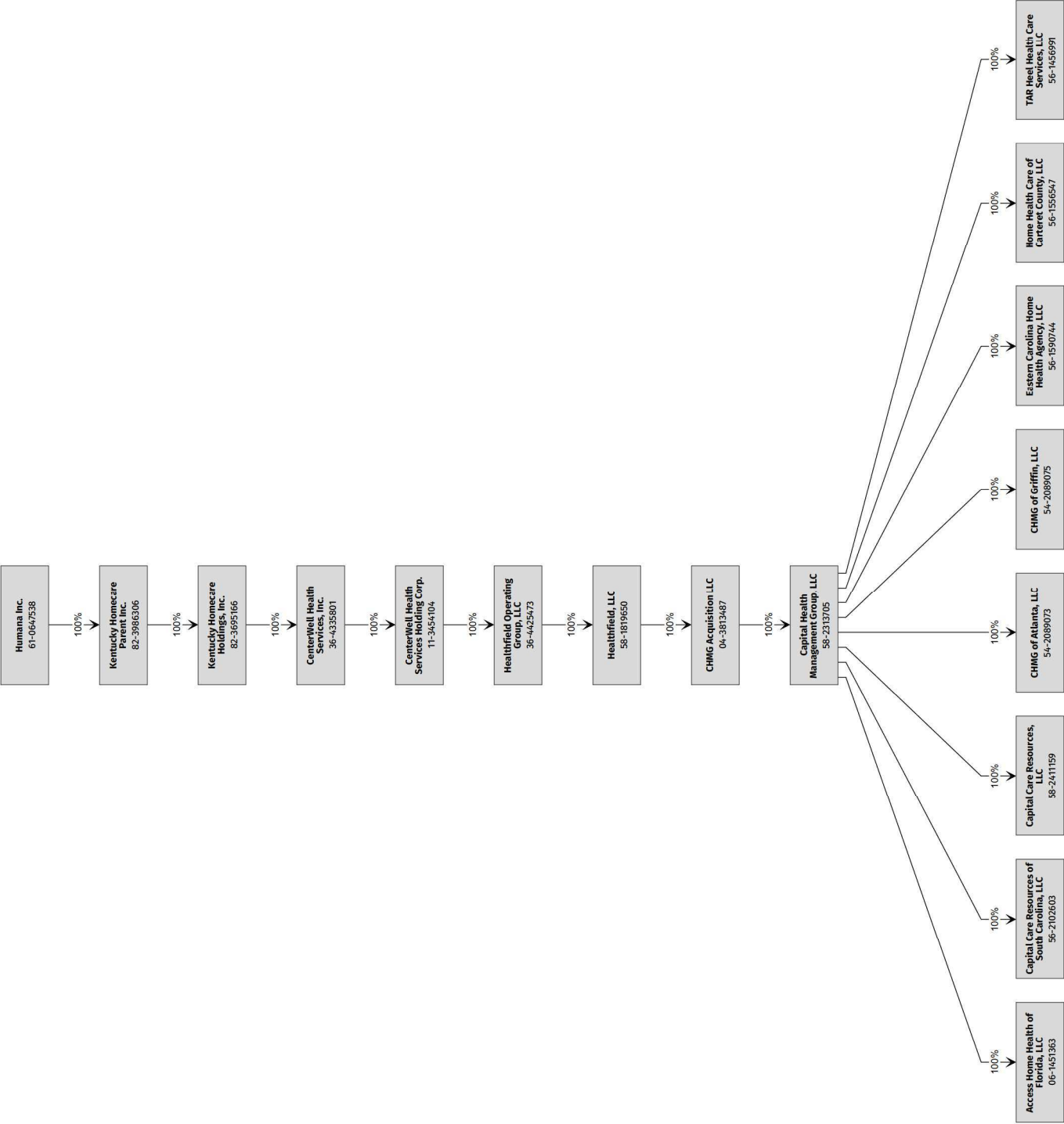


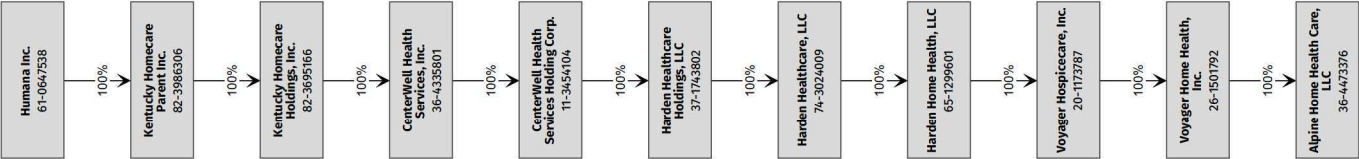


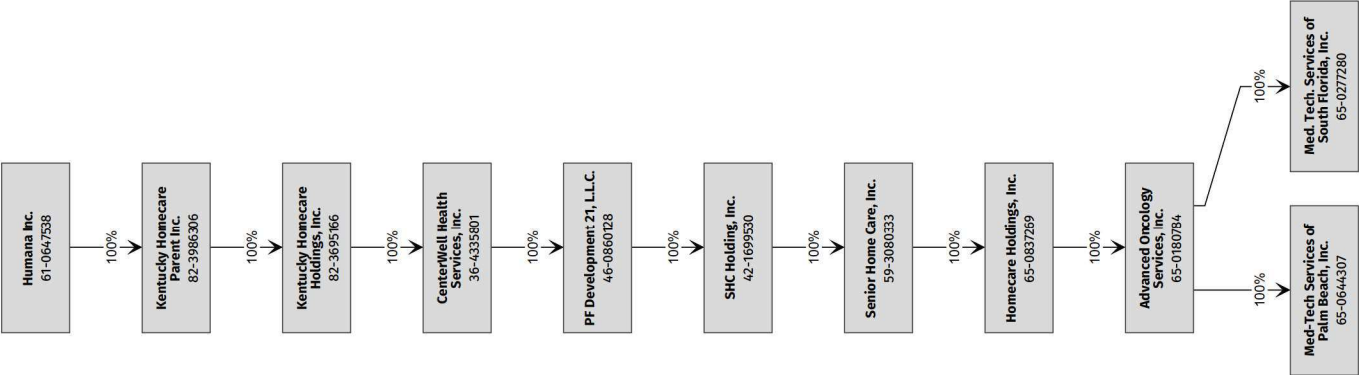


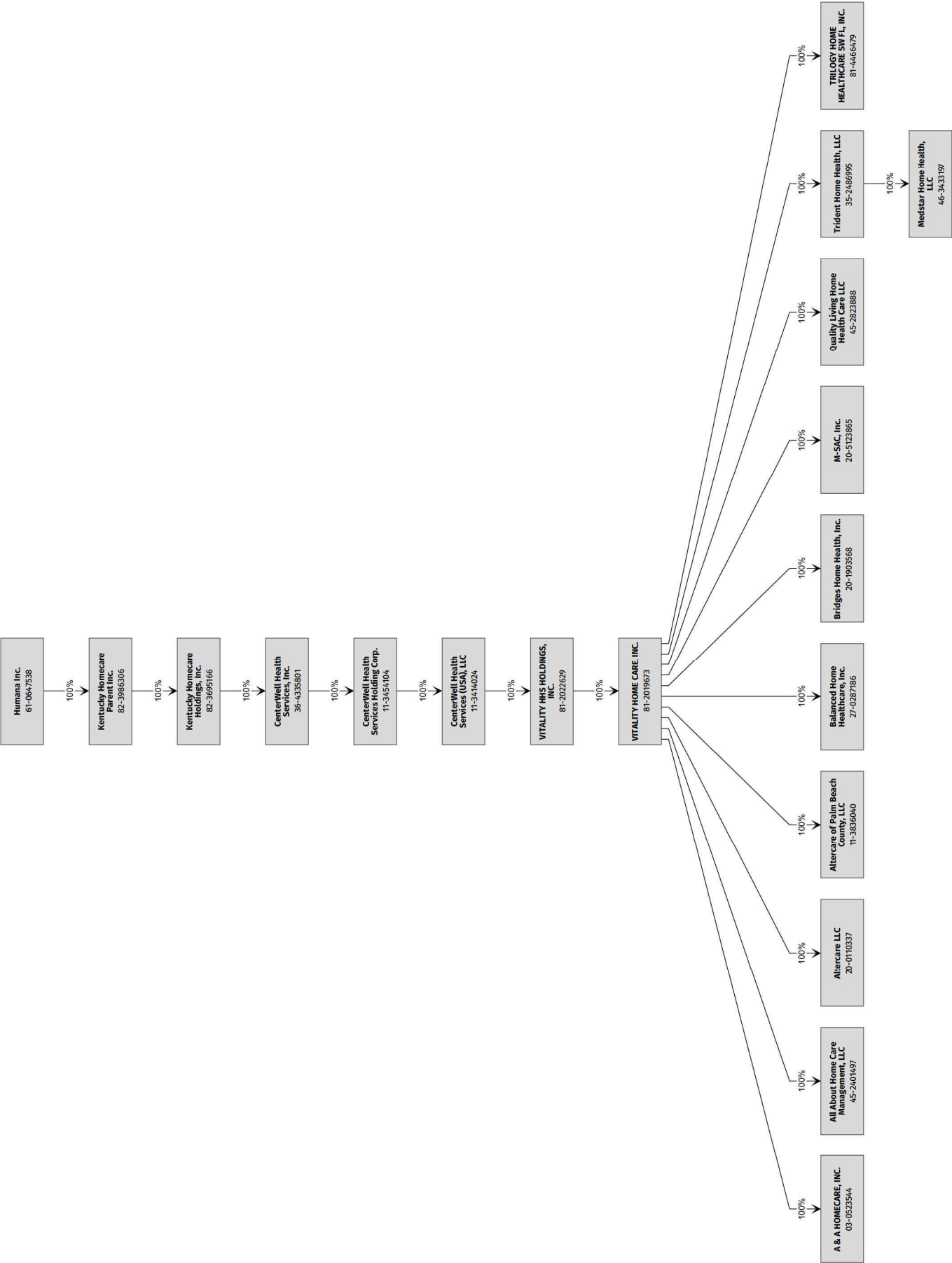












SCHEDULE Y  
PART 1A - DETAILS OF INSURANCE HOLDING COMPANY SYSTEM

1	2	3	4	5	6	7	8	9	10	11	12 Type of Control (Ownership, Board, Management, Attorney-in-Fact, Influence, Other)	13 If Control is Owner- ship Provide Percen- tage	14 Ultimate Controlling Entity(ies)/Person(s)	15 Is an SCA Filing Re- quired? (Yes/No)	16 *
Group Code	Group Name	NAIC Company Code	ID Number	Federal RSSD	CIK	Name of Securities Exchange if Publicly Traded (U.S. or International)	Names of Parent, Subsidiaries Or Affiliates	Domi- ciliary Loca- tion	Relation- ship to Reporting Entity	Directly Controlled by (Name of Entity/Person)					
. 0119 ...	Humana Inc. ....	12151 ....	20-1001348 ..				Arcadian Health Plan, Inc. ....	.. KY.....	.. IA.....	Humana Inc. ....	Ownership.....	100.000 ...	Humana Inc. ....	... NO.....	... 0 ....
. 0119 ...	Humana Inc. ....	00000 ....	39-1514846 ..				CareNetwork, Inc. ....	.. WI.....	.. NIA.....	Humana Inc. ....	Ownership.....	100.000 ...	Humana Inc. ....	... NO.....	... 0 ....
. 0119 ...	Humana Inc. ....	95092 ....	59-2598550 ..				CarePlus Health Plans, Inc. ....	.. FL.....	.. IA.....	Humana Inc. ....	Ownership.....	100.000 ...	Humana Inc. ....	... NO.....	... 0 ....
. 0119 ...	Humana Inc. ....	95754 ....	62-1579044 ..				Cariten Health Plan Inc. ....	.. TN.....	.. IA.....	PHP Companies, Inc. ....	Ownership.....	100.000 ...	Humana Inc. ....	... NO.....	... 0 ....
. 0119 ...	Humana Inc. ....	00000 ....	35-2608414 ..				CDO 1, LLC ....	.. DE.....	.. NIA.....	HJM Provider Holdings, LLC ....	Ownership.....	100.000 ...	Humana Inc. ....	... NO.....	... 0 ....
. 0119 ...	Humana Inc. ....	00000 ....	32-0545504 ..				CDO 2, LLC ....	.. DE.....	.. NIA.....	HJM Provider Holdings, LLC ....	Ownership.....	100.000 ...	Humana Inc. ....	... NO.....	... 0 ....
. 0119 ...	Humana Inc. ....	95158 ....	61-1279717 ..				CHA HMO, Inc. ....	.. KY.....	.. IA.....	Humana Inc. ....	Ownership.....	100.000 ...	Humana Inc. ....	... NO.....	... 0 ....
. 0119 ...	Humana Inc. ....	52015 ....	59-2531815 ..				CompBenefits Company ....	.. FL.....	.. IA.....	Humana Dental Company ....	Ownership.....	100.000 ...	Humana Inc. ....	... NO.....	... 0 ....
. 0119 ...	Humana Inc. ....	00000 ....	04-3185995 ..				CompBenefits Corporation ....	.. DE.....	.. NIA.....	Humana Inc. ....	Ownership.....	100.000 ...	Humana Inc. ....	... NO.....	... 0 ....
. 0119 ...	Humana Inc. ....	11228 ....	36-3686002 ..				CompBenefits Dental, Inc. ....	.. IL.....	.. IA.....	Dental Care Plus Management, Corp. ....	Ownership.....	100.000 ...	Humana Inc. ....	... NO.....	... 0 ....
. 0119 ...	Humana Inc. ....	00000 ....	58-2228851 ..				CompBenefits Direct, Inc. ....	.. DE.....	.. NIA.....	Humana Dental Company ....	Ownership.....	100.000 ...	Humana Inc. ....	... NO.....	... 0 ....
. 0119 ...	Humana Inc. ....	60984 ....	74-2552026 ..				CompBenefits Insurance Company ....	.. TX.....	.. IA.....	Humana Dental Company ....	Ownership.....	100.000 ...	Humana Inc. ....	... NO.....	... 0 ....
. 0119 ...	Humana Inc. ....	00000 ....	45-3713941 ..				Complex Clinical Management, Inc. ....	.. FL.....	.. NIA.....	SeniorBridge Family Companies (FL), Inc. .	Ownership.....	100.000 ...	Humana Inc. ....	... NO.....	... 0 ....
. 0119 ...	Humana Inc. ....	00000 ....	42-1575099 ..				Humana Healthcare Research, Inc. ....	.. IL.....	.. NIA.....	Humana Inc. ....	Ownership.....	100.000 ...	Humana Inc. ....	... NO.....	... 0 ....
. 0119 ...	Humana Inc. ....	00000 ....	36-4880828 ..				Conviva Care Solutions, LLC ....	.. DE.....	.. NIA.....	Humana Inc. ....	Ownership.....	100.000 ...	Humana Inc. ....	... NO.....	... 0 ....
. 0119 ...	Humana Inc. ....	15886 ....	75-2043865 ..				Humana Benefit Plan of Texas, Inc. ....	.. TX.....	.. IA.....	Humana Inc. ....	Ownership.....	100.000 ...	Humana Inc. ....	... NO.....	... 0 ....
. 0119 ...	Humana Inc. ....	00000 ....	36-3512545 ..				Dental Care Plus Management, Corp. ....	.. IL.....	.. NIA.....	Humana Dental Company ....	Ownership.....	100.000 ...	Humana Inc. ....	... NO.....	... 0 ....
. 0119 ...	Humana Inc. ....	95161 ....	76-0039628 ..				DentiCare, Inc. ....	.. TX.....	.. IA.....	Humana Dental Company ....	Ownership.....	100.000 ...	Humana Inc. ....	... NO.....	... 0 ....
. 0119 ...	Humana Inc. ....	88595 ....	31-0935772 ..				Empheys Insurance Company ....	.. TX.....	.. IA.....	Empheys, Inc. ....	Ownership.....	100.000 ...	Humana Inc. ....	... NO.....	... 0 ....
. 0119 ...	Humana Inc. ....	00000 ....	61-1237697 ..				Empheys, Inc. ....	.. DE.....	.. NIA.....	Humana Inc. ....	Ownership.....	100.000 ...	Humana Inc. ....	... NO.....	... 0 ....
. 0119 ...	Humana Inc. ....	00000 ....	59-3164234 ..				CenterWell Senior Primary Care (FL), Inc. ...	.. FL.....	.. NIA.....	FPG Acquisition Corp. ....	Ownership.....	100.000 ...	Humana Inc. ....	... NO.....	... 0 ....
. 0119 ...	Humana Inc. ....	00000 ....	81-3802918 ..				FPG Acquisition Corp. ....	.. DE.....	.. NIA.....	FPG Acquisition Holdings Corp. ....	Ownership.....	100.000 ...	Humana Inc. ....	... NO.....	... 0 ....
. 0119 ...	Humana Inc. ....	00000 ....	81-3819187 ..				FPG Acquisition Holdings Corp. ....	.. DE.....	.. NIA.....	FPG Holding Company, LLC ....	Ownership.....	100.000 ...	Humana Inc. ....	... NO.....	... 0 ....
. 0119 ...	Humana Inc. ....	00000 ....	32-0505460 ..				FPG Holding Company, LLC ....	.. DE.....	.. NIA.....	Humana Inc. ....	Ownership.....	100.000 ...	Humana Inc. ....	... NO.....	... 0 ....
. 0119 ...	Humana Inc. ....	00000 ....	45-4685400 ..				FPG Senior Services, LLC ....	.. FL.....	.. NIA.....	FPG Acquisition Corp. ....	Ownership.....	100.000 ...	Humana Inc. ....	... NO.....	... 0 ....
. 0119 ...	Humana Inc. ....	00000 ....	27-1649291 ..				Harris, Rothenberg International Inc. ....	.. NY.....	.. NIA.....	Humana Inc. ....	Ownership.....	100.000 ...	Humana Inc. ....	... NO.....	... 0 ....
. 0119 ...	Humana Inc. ....	00000 ....	61-1223418 ..				Health Value Management, Inc. ....	.. DE.....	.. NIA.....	Humana Inc. ....	Ownership.....	100.000 ...	Humana Inc. ....	... NO.....	... 0 ....
. 0119 ...	Humana Inc. ....	00000 ....	26-3592783 ..				HJM Provider Holdings, LLC ....	.. DE.....	.. NIA.....	Humana Inc. ....	Ownership.....	100.000 ...	Humana Inc. ....	... NO.....	... 0 ....
. 0119 ...	Humana Inc. ....	00000 ....	20-4835394 ..				Humana Active Outlook, Inc. ....	.. KY.....	.. NIA.....	Humana Inc. ....	Ownership.....	100.000 ...	Humana Inc. ....	... NO.....	... 0 ....
. 0119 ...	Humana Inc. ....	00000 ....	65-0274594 ..				Humana At Home 1, Inc. ....	.. FL.....	.. NIA.....	Humana Dental Company ....	Ownership.....	100.000 ...	Humana Inc. ....	... NO.....	... 0 ....
. 0119 ...	Humana Inc. ....	00000 ....	13-4036798 ..				Humana at Home, Inc. ....	.. DE.....	.. NIA.....	Humana Inc. ....	Ownership.....	100.000 ...	Humana Inc. ....	... NO.....	... 0 ....
. 0119 ...	Humana Inc. ....	60052 ....	37-1326199 ..				Humana Benefit Plan of Illinois, Inc. ....	.. IL.....	.. IA.....	Humana Inc. ....	Ownership.....	100.000 ...	Humana Inc. ....	... NO.....	... 0 ....
. 0119 ...	Humana Inc. ....	00000 ....	59-1843760 ..				Humana Dental Company ....	.. FL.....	.. NIA.....	CompBenefits Corporation ....	Ownership.....	100.000 ...	Humana Inc. ....	... NO.....	... 0 ....
							Humana Employers Health Plan of Georgia, Inc.								
. 0119 ...	Humana Inc. ....	95519 ....	58-2209549 ..					.. GA.....	.. IA.....	Humana Insurance Company ....	Ownership.....	100.000 ...	Humana Inc. ....	... NO.....	... 0 ....
. 0119 ...	Humana Inc. ....	00000 ....	61-1241225 ..				Humana Government Business, Inc. ....	.. DE.....	.. NIA.....	Humana Inc. ....	Ownership.....	100.000 ...	Humana Inc. ....	... NO.....	... 0 ....
							Humana Health Benefit Plan of Louisiana, Inc.								
. 0119 ...	Humana Inc. ....	95642 ....	72-1279235 ..					.. LA.....	.. IA.....	Humana Insurance Company ....	Ownership.....	100.000 ...	Humana Inc. ....	... NO.....	... 0 ....
. 0119 ...	Humana Inc. ....	13558 ....	26-2800286 ..				Humana Health Company of New York, Inc. ....	.. NY.....	.. IA.....	Humana Inc. ....	Ownership.....	100.000 ...	Humana Inc. ....	... NO.....	... 0 ....
							Humana Health Insurance Company of Florida, Inc. ....	.. FL.....	.. IA.....	Humana Inc. ....	Ownership.....	100.000 ...	Humana Inc. ....	... NO.....	... 0 ....
. 0119 ...	Humana Inc. ....	69671 ....	61-1041514 ..				Humana Health Plan of California, Inc. ....	.. CA.....	.. IA.....	Humana Inc. ....	Ownership.....	100.000 ...	Humana Inc. ....	... NO.....	... 0 ....
. 0119 ...	Humana Inc. ....	16280 ....	26-3473328 ..				Humana Health Plan of Ohio, Inc. ....	.. OH.....	.. RE.....	Humana Inc. ....	Ownership.....	100.000 ...	Humana Inc. ....	... NO.....	... 0 ....
. 0119 ...	Humana Inc. ....	95348 ....	31-1154200 ..				Humana Health Plan of Texas, Inc. ....	.. TX.....	.. IA.....	Humana Inc. ....	Ownership.....	100.000 ...	Humana Inc. ....	... NO.....	... 0 ....
. 0119 ...	Humana Inc. ....	95024 ....	61-0994632 ..				Humana Health Plan, Inc. ....	.. KY.....	.. IA.....	Humana Inc. ....	Ownership.....	100.000 ...	Humana Inc. ....	... NO.....	... 0 ....
. 0119 ...	Humana Inc. ....	95885 ....	61-1013183 ..				Humana Health Plans of Puerto Rico, Inc. ....	.. PR.....	.. IA.....	Humana Inc. ....	Ownership.....	100.000 ...	Humana Inc. ....	... NO.....	... 0 ....
. 0119 ...	Humana Inc. ....	95721 ....	66-0406896 ..				Humana Inc. ....	.. DE.....	.. UDP.....	See Footnote 1 ....	Other.....	0.000 ....	See Footnote 1	... NO.....	... 2 ....
. 0119 ...	Humana Inc. ....	00000 ....	61-0647538 ..		0000049071	NYSE	Humana Inc. ....	.. DE.....	.. NIA.....	Humana Inc. ....	Ownership.....	100.000 ...	Humana Inc. ....	... NO.....	... 0 ....
. 0119 ...	Humana Inc. ....	00000 ....	61-1343791 ..				Humana Innovation Enterprises, Inc. ....	.. DE.....	.. NIA.....	Humana Inc. ....	Ownership.....	100.000 ...	Humana Inc. ....	... NO.....	... 0 ....
. 0119 ...	Humana Inc. ....	73288 ....	39-1263473 ..				Humana Insurance Company ....	.. WI.....	.. IA.....	CareNetwork, Inc. ....	Ownership.....	100.000 ...	Humana Inc. ....	... NO.....	... 0 ....



SCHEDULE Y  
PART 1A - DETAILS OF INSURANCE HOLDING COMPANY SYSTEM

1	2	3	4	5	6	7	8	9	10	11	12	13	14	15	16
Group Code	Group Name	NAIC Company Code	ID Number	Federal RSSD	CIK	Name of Securities Exchange if Publicly Traded (U.S. or International)	Names of Parent, Subsidiaries Or Affiliates	Domi-ciliary Location	Relation-ship to Reporting Entity	Directly Controlled by (Name of Entity/Person)	Type of Control (Ownership, Board, Management, Attorney-in-Fact, Influence, Other)	If Control is Ownership Provide Percen-tage	Ultimate Controlling Entity(ies)/Person(s)	Is an SCA Filing Re-quired? (Yes/No)	*
. 0119 ...	Humana Inc. ....	60219 ....	61-1311685 ..	.....	.....	.....	Humana Insurance Company of Kentucky .....	.. KY.....	..... IA.....	Humana Insurance Company .....	Ownership.....	100.000 ...	Humana Inc. ....	... NO.....	... 0 ....
. 0119 ...	Humana Inc. ....	12634 ....	20-2888723 ..	.....	.....	.....	Humana Insurance Company of New York .....	.. NY.....	..... IA.....	Humana Inc. ....	Ownership.....	100.000 ...	Humana Inc. ....	... NO.....	... 0 ....
. 0119 ...	Humana Inc. ....	84603 ....	66-0291866 ..	.....	.....	.....	Humana Insurance of Puerto Rico, Inc. ....	.. PR.....	..... IA.....	Humana Inc. ....	Ownership.....	100.000 ...	Humana Inc. ....	... NO.....	... 0 ....
. 0119 ...	Humana Inc. ....	00000 ....	20-3364857 ..	.....	.....	.....	Humana MarketPOINT of Puerto Rico, Inc. ....	.. PR.....	..... NIA.....	Humana Inc. ....	Ownership.....	100.000 ...	Humana Inc. ....	... NO.....	... 0 ....
. 0119 ...	Humana Inc. ....	00000 ....	61-1343508 ..	.....	.....	.....	Humana MarketPOINT, Inc. ....	.. KY.....	..... NIA.....	Humana Inc. ....	Ownership.....	100.000 ...	Humana Inc. ....	... NO.....	... 0 ....
. 0119 ...	Humana Inc. ....	14224 ....	27-3991410 ..	.....	.....	.....	Humana Medical Plan of Michigan, Inc. ....	.. MI.....	..... IA.....	Humana Inc. ....	Ownership.....	100.000 ...	Humana Inc. ....	... NO.....	... 0 ....
. 0119 ...	Humana Inc. ....	14462 ....	27-4460531 ..	.....	.....	.....	Humana Medical Plan of Pennsylvania, Inc. ....	.. PA.....	..... IA.....	Humana Inc. ....	Ownership.....	100.000 ...	Humana Inc. ....	... NO.....	... 0 ....
. 0119 ...	Humana Inc. ....	12908 ....	20-8411422 ..	.....	.....	.....	Humana Medical Plan of Utah, Inc. ....	.. UT.....	..... IA.....	Humana Inc. ....	Ownership.....	100.000 ...	Humana Inc. ....	... NO.....	... 0 ....
. 0119 ...	Humana Inc. ....	95270 ....	61-1103898 ..	.....	.....	.....	Humana Medical Plan, Inc. ....	.. FL.....	..... IA.....	Humana Inc. ....	Ownership.....	100.000 ...	Humana Inc. ....	... NO.....	... 0 ....
. 0119 ...	Humana Inc. ....	00000 ....	45-2254346 ..	.....	.....	.....	Humana Pharmacy Solutions, Inc. ....	.. KY.....	..... NIA.....	Humana Inc. ....	Ownership.....	100.000 ...	Humana Inc. ....	... NO.....	... 0 ....
. 0119 ...	Humana Inc. ....	00000 ....	61-1316926 ..	.....	.....	.....	CenterWell Pharmacy, Inc. ....	.. DE.....	..... NIA.....	Humana Inc. ....	Ownership.....	100.000 ...	Humana Inc. ....	... NO.....	... 0 ....
. 0119 ...	Humana Inc. ....	12282 ....	20-2036444 ..	.....	.....	.....	Humana Regional Health Plan, Inc. ....	.. AR.....	..... IA.....	Humana Inc. ....	Ownership.....	100.000 ...	Humana Inc. ....	... NO.....	... 0 ....
. 0119 ...	Humana Inc. ....	00000 ....	26-4522426 ..	.....	.....	.....	Humana WellWorks LLC .....	.. DE.....	..... NIA.....	Health Value Management, Inc. ....	Ownership.....	100.000 ...	Humana Inc. ....	... NO.....	... 0 ....
. 0119 ...	Humana Inc. ....	95342 ....	39-1525003 ..	.....	.....	.....	Humana Wisconsin Health Organization .....	.. WI.....	..... IA.....	CareNetwork, Inc. ....	Ownership.....	100.000 ...	Humana Inc. ....	... NO.....	... 0 ....
. 0119 ...	Humana Inc. ....	70580 ....	39-0714280 ..	.....	.....	.....	Insurance Corporation .....	.. WI.....	..... IA.....	HumanaDental, Inc. ....	Ownership.....	100.000 ...	Humana Inc. ....	... NO.....	... 0 ....
. 0119 ...	Humana Inc. ....	00000 ....	61-1364005 ..	.....	.....	.....	HumanaDental Insurance Company .....	.. DE.....	..... NIA.....	Humana Inc. ....	Ownership.....	100.000 ...	Humana Inc. ....	... NO.....	... 0 ....
. 0119 ...	Humana Inc. ....	00000 ....	27-4535747 ..	.....	.....	.....	HumanaDental, Inc. ....	.. DE.....	..... NIA.....	Humana Inc. ....	Ownership.....	100.000 ...	Humana Inc. ....	... NO.....	... 0 ....
. 0119 ...	Humana Inc. ....	00000 ....	61-1239538 ..	.....	.....	.....	Go365, LLC .....	.. DE.....	..... NIA.....	HumanaWellworks LLC .....	Ownership.....	100.000 ...	Humana Inc. ....	... NO.....	... 0 ....
. 0119 ...	Humana Inc. ....	00000 ....	61-1383567 ..	.....	.....	.....	Humco, Inc. ....	.. KY.....	..... NIA.....	Humana Inc. ....	Ownership.....	100.000 ...	Humana Inc. ....	... NO.....	... 0 ....
. 0119 ...	Humana Inc. ....	00000 ....	61-1383567 ..	.....	.....	.....	HUM-e-FL, Inc. ....	.. FL.....	..... NIA.....	Humana Inc. ....	Ownership.....	100.000 ...	Humana Inc. ....	... NO.....	... 0 ....
. 0119 ...	Humana Inc. ....	00000 ....	86-1050795 ..	.....	.....	.....	Hummingbird Coaching Systems LLC .....	.. OH.....	..... NIA.....	Harris, Rothenberg International Inc. ....	Ownership.....	100.000 ...	Humana Inc. ....	... NO.....	... 0 ....
. 0119 ...	Humana Inc. ....	11695 ....	39-1769093 ..	.....	.....	.....	Independent Care Health Plan .....	.. WI.....	..... IA.....	CareNetwork, Inc. ....	Ownership.....	100.000 ...	Humana Inc. ....	... NO.....	... 0 ....
. 0119 ...	Humana Inc. ....	00000 ....	61-1232669 ..	.....	.....	.....	Managed Care Indemnity, Inc. ....	.. VT.....	..... IA.....	Humana Inc. ....	Ownership.....	100.000 ...	Humana Inc. ....	... NO.....	... 0 ....
. 0119 ...	Humana Inc. ....	00000 ....	20-5569675 ..	.....	.....	.....	Conviva Group Holdings, LLC .....	.. DE.....	..... NIA.....	Metropolitan Health Networks, Inc. ....	Ownership.....	100.000 ...	Humana Inc. ....	... NO.....	... 0 ....
. 0119 ...	Humana Inc. ....	00000 ....	20-5904436 ..	.....	.....	.....	Conviva Medical Center Management, LLC .....	.. DE.....	..... NIA.....	Conviva Group Holdings, LLC .....	Ownership.....	100.000 ...	Humana Inc. ....	... NO.....	... 0 ....
. 0119 ...	Humana Inc. ....	00000 ....	81-2957926 ..	.....	.....	.....	Conviva Speciality, LLC .....	.. FL.....	..... NIA.....	Conviva Group Holdings, LLC .....	Ownership.....	100.000 ...	Humana Inc. ....	... NO.....	... 0 ....
. 0119 ...	Humana Inc. ....	00000 ....	65-0879131 ..	.....	.....	.....	METCARE of Florida, Inc. ....	.. FL.....	..... NIA.....	Conviva Group Holdings, LLC .....	Ownership.....	100.000 ...	Humana Inc. ....	... NO.....	... 0 ....
. 0119 ...	Humana Inc. ....	00000 ....	65-0635728 ..	.....	.....	.....	Metropolitan Health Networks, Inc. ....	.. FL.....	..... NIA.....	Humana Inc. ....	Ownership.....	100.000 ...	Humana Inc. ....	... NO.....	... 0 ....
. 0119 ...	Humana Inc. ....	00000 ....	62-1552091 ..	.....	.....	.....	PHP Companies, Inc. ....	.. TN.....	..... NIA.....	Humana Inc. ....	Ownership.....	100.000 ...	Humana Inc. ....	... NO.....	... 0 ....
. 0119 ...	Humana Inc. ....	00000 ....	62-1250945 ..	.....	.....	.....	Preferred Health Partnership, Inc. ....	.. TN.....	..... NIA.....	PHP Companies, Inc. ....	Ownership.....	100.000 ...	Humana Inc. ....	... NO.....	... 0 ....
. 0119 ...	Humana Inc. ....	00000 ....	20-1724127 ..	.....	.....	.....	Humana Real Estate Company .....	.. KY.....	..... NIA.....	Humana Inc. ....	Ownership.....	100.000 ...	Humana Inc. ....	... NO.....	... 0 ....
. 0119 ...	Humana Inc. ....	00000 ....	46-1225873 ..	.....	.....	.....	Conviva Health MSO of Texas, Inc. ....	.. DE.....	..... NIA.....	Conviva Group Holdings, LLC .....	Ownership.....	100.000 ...	Humana Inc. ....	... NO.....	... 0 ....
. 0119 ...	Humana Inc. ....	00000 ....	65-1096853 ..	.....	.....	.....	SeniorBridge Family Companies (FL), Inc. ....	.. FL.....	..... NIA.....	Humana at Home, Inc. ....	Ownership.....	100.000 ...	Humana Inc. ....	... NO.....	... 0 ....
. 0119 ...	Humana Inc. ....	00000 ....	36-4484443 ..	.....	.....	.....	SeniorBridge Family Companies (NY), Inc. ....	.. NY.....	..... NIA.....	Humana at Home, Inc. ....	Ownership.....	100.000 ...	Humana Inc. ....	... NO.....	... 0 ....
. 0119 ...	Humana Inc. ....	00000 ....	01-0766084 ..	.....	.....	.....	Humana At Home (San Antonio), Inc. ....	.. TX.....	..... NIA.....	Humana at Home, Inc. ....	Ownership.....	100.000 ...	Humana Inc. ....	... NO.....	... 0 ....
. 0119 ...	Humana Inc. ....	00000 ....	74-2352809 ..	.....	.....	.....	Texas Dental Plans, Inc. ....	.. TX.....	..... NIA.....	Humana Dental Company .....	Ownership.....	100.000 ...	Humana Inc. ....	... NO.....	... 0 ....
. 0119 ...	Humana Inc. ....	54739 ....	52-1157181 ..	.....	.....	.....	The Dental Concern, Inc. ....	.. KY.....	..... IA.....	HumanaDental, Inc. ....	Ownership.....	100.000 ...	Humana Inc. ....	... NO.....	... 0 ....
. 0119 ...	Humana Inc. ....	00000 ....	80-0072760 ..	.....	.....	.....	Humana Digital Health and Analytics Platform .....	.. DE.....	..... NIA.....	Humana Inc. ....	Ownership.....	100.000 ...	Humana Inc. ....	... NO.....	... 0 ....
. 0119 ...	Humana Inc. ....	00000 ....	46-5329373 ..	.....	.....	.....	Services, Inc. ....	.. DE.....	..... NIA.....	Humana Inc. ....	Ownership.....	100.000 ...	Humana Inc. ....	... NO.....	... 0 ....
. 0119 ...	Humana Inc. ....	00000 ....	66-0872725 ..	.....	.....	.....	Conviva Health Management, LLC .....	.. DE.....	..... NIA.....	Conviva Group Holdings, LLC .....	Ownership.....	100.000 ...	Humana Inc. ....	... NO.....	... 0 ....
. 0119 ...	Humana Inc. ....	00000 ....	83-3321367 ..	.....	.....	.....	Humana Management Services of Puerto Rico, .....	.. PR.....	..... NIA.....	Humana Inc. ....	Ownership.....	100.000 ...	Humana Inc. ....	... NO.....	... 0 ....
. 0119 ...	Humana Inc. ....	00000 ....	35-2640679 ..	.....	.....	.....	Inc. ....	.. DE.....	..... NIA.....	Humana Government Business, Inc. ....	Ownership.....	100.000 ...	Humana Inc. ....	... NO.....	... 0 ....
. 0119 ...	Humana Inc. ....	00000 ....	37-1910409 ..	.....	.....	.....	North Region Providers, LLC .....	.. DE.....	..... NIA.....	Humana Inc. ....	Ownership.....	100.000 ...	Humana Inc. ....	... NO.....	... 0 ....
. 0119 ...	Humana Inc. ....	00000 ....	84-2214810 ..	.....	.....	.....	Primary Care Holdings II, LLC .....	.. DE.....	..... NIA.....	Humana Inc. ....	Ownership.....	100.000 ...	Humana Inc. ....	... NO.....	... 0 ....
. 0119 ...	Humana Inc. ....	00000 ....	84-3226630 ..	.....	.....	.....	Transcend Population Health Management II, .....	.. DE.....	..... NIA.....	Humana Inc. ....	Ownership.....	100.000 ...	Humana Inc. ....	... NO.....	... 0 ....
. 0119 ...	Humana Inc. ....	16717 ....	11-3391115 ..	.....	.....	.....	LLC .....	.. DE.....	..... NIA.....	Humana Inc. ....	Ownership.....	100.000 ...	Humana Inc. ....	... NO.....	... 0 ....
. 0119 ...	Humana Inc. ....	00000 ....	84-3226630 ..	.....	.....	.....	Edge Health MSO, Inc. ....	.. DE.....	..... NIA.....	Humana Inc. ....	Ownership.....	100.000 ...	Humana Inc. ....	... NO.....	... 0 ....
. 0119 ...	Humana Inc. ....	00000 ....	11-3391115 ..	.....	.....	.....	Humana Benefit Plan of South Carolina, Inc. ....	.. SC.....	..... IA.....	Humana Inc. ....	Ownership.....	100.000 ...	Humana Inc. ....	... NO.....	... 0 ....
. 0119 ...	Humana Inc. ....	00000 ....	36-4898224 ..	.....	.....	.....	Alexander Infusion, LLC .....	.. NY.....	..... NIA.....	Eagle NY Rx, LLC .....	Ownership.....	100.000 ...	Humana Inc. ....	... NO.....	... 0 ....
. 0119 ...	Humana Inc. ....	00000 ....	36-4898224 ..	.....	.....	.....	Eagle NY Rx, LLC .....	.. DE.....	..... NIA.....	Eagle Rx, Inc. ....	Ownership.....	100.000 ...	Humana Inc. ....	... NO.....	... 0 ....

SCHEDULE Y  
PART 1A - DETAILS OF INSURANCE HOLDING COMPANY SYSTEM

1	2	3	4	5	6	7	8	9	10	11	12	13	14	15	16
Group Code	Group Name	NAIC Company Code	ID Number	Federal RSSD	CIK	Name of Securities Exchange if Publicly Traded (U.S. or International)	Names of Parent, Subsidiaries Or Affiliates	Domi-ciliary Location	Relation-ship to Reporting Entity	Directly Controlled by (Name of Entity/Person)	Type of Control (Ownership, Board, Management, Attorney-in-Fact, Influence, Other)	If Control is Owner-ship Provide Percen-tage	Ultimate Controlling Entity(ies)/Person(s)	Is an SCA Filing Re-quired? (Yes/No)	*
. 0119 ...	Humana Inc. ....	.....00000 .....	47-1407967 ..	.....	.....	.....	Eagle Rx Holdco, Inc. ....	..DE.....	..NIA.....	Humana Inc. ....	Ownership.....	100.000 ...	Humana Inc. ....	....NO.....	....0 ....
. 0119 ...	Humana Inc. ....	.....00000 .....	47-1416614 ..	.....	.....	.....	Eagle Rx, Inc. ....	..DE.....	..NIA.....	Eagle Rx Holdco, Inc. ....	Ownership.....	100.000 ...	Humana Inc. ....	....NO.....	....0 ....
. 0119 ...	Humana Inc. ....	.....00000 .....	23-3068914 ..	.....	.....	.....	Enclara Pharmacia, Inc. ....	..DE.....	..NIA.....	Eagle Rx, Inc. ....	Ownership.....	100.000 ...	Humana Inc. ....	....NO.....	....0 ....
. 0119 ...	Humana Inc. ....	.....00000 .....	39-1789830 ..	.....	.....	.....	GuidantRx, Inc. ....	..WI.....	..NIA.....	PBM Holding Company ....	Ownership.....	100.000 ...	Humana Inc. ....	....NO.....	....0 ....
. 0119 ...	Humana Inc. ....	.....00000 .....	61-1340806 ..	.....	.....	.....	PBM Holding Co. ....	..DE.....	..NIA.....	Eagle Rx, Inc. ....	Ownership.....	100.000 ...	Humana Inc. ....	....NO.....	....0 ....
. 0119 ...	Humana Inc. ....	.....00000 .....	20-2373204 ..	.....	.....	.....	PBM Plus Mail Service Pharmacy, LLC	..DE.....	..NIA.....	PBM Holding Company ....	Ownership.....	100.000 ...	Humana Inc. ....	....NO.....	....0 ....
. 0119 ...	Humana Inc. ....	.....00000 .....	85-3191430 ..	.....	.....	.....	Conviva Care Solutions II, LLC	..DE.....	..NIA.....	Conviva Care Solutions, LLC	Ownership.....	100.000 ...	Humana Inc. ....	....NO.....	....0 ....
. 0119 ...	Humana Inc. ....	.....00000 .....	85-3099097 ..	.....	.....	.....	Humana Direct Contracting Entity, Inc. ....	..DE.....	..NIA.....	Humana Inc. ....	Ownership.....	100.000 ...	Humana Inc. ....	....NO.....	....0 ....
. 0119 ...	Humana Inc. ....	.....00000 .....	85-0858631 ..	.....	.....	.....	CenterWell Care Solutions, Inc. ....	..DE.....	..NIA.....	Humana Inc. ....	Ownership.....	100.000 ...	Humana Inc. ....	....NO.....	....0 ....
. 0119 ...	Humana Inc. ....	.....00000 .....	87-1493628 ..	.....	.....	.....	Echo Primary Care Holdings, LLC	..DE.....	..NIA.....	Primary Care Holdings II, LLC	Ownership.....	100.000 ...	Humana Inc. ....	....NO.....	....0 ....
. 0119 ...	Humana Inc. ....	.....00000 .....	45-2594868 ..	.....	.....	.....	Accredited Home Health of Broward, Inc. ....	..FL.....	..NIA.....	One Home Health Holdings, LLC	Ownership.....	100.000 ...	Humana Inc. ....	....NO.....	....0 ....
. 0119 ...	Humana Inc. ....	.....00000 .....	85-3668783 ..	.....	.....	.....	Amazing Home Health Holdings, LLC	..DE.....	..NIA.....	One Home Health Holdings, LLC	Ownership.....	100.000 ...	Humana Inc. ....	....NO.....	....0 ....
. 0119 ...	Humana Inc. ....	.....00000 .....	47-4681334 ..	.....	.....	.....	Care Hope Holdings, Inc. ....	..FL.....	..NIA.....	One Home Health Holdings, LLC	Ownership.....	100.000 ...	Humana Inc. ....	....NO.....	....0 ....
. 0119 ...	Humana Inc. ....	.....00000 .....	80-0732207 ..	.....	.....	.....	Care Hope Home Health Agency, Inc. ....	..FL.....	..NIA.....	Care Hope Holdings, Inc. ....	Ownership.....	100.000 ...	Humana Inc. ....	....NO.....	....0 ....
. 0119 ...	Humana Inc. ....	.....00000 .....	74-2769755 ..	.....	.....	.....	Corpus Christi Home Care, Inc. ....	..TX.....	..NIA.....	One Home Health Holdings CCTX, LLC	Ownership.....	100.000 ...	Humana Inc. ....	....NO.....	....0 ....
. 0119 ...	Humana Inc. ....	.....00000 .....	20-3443369 ..	.....	.....	.....	On the Way Home Care, Inc. ....	..FL.....	..NIA.....	One Home Health Holdings, LLC	Ownership.....	100.000 ...	Humana Inc. ....	....NO.....	....0 ....
. 0119 ...	Humana Inc. ....	.....00000 .....	81-3485437 ..	.....	.....	.....	One Home Health Holdings, LLC	..FL.....	..NIA.....	One Homecare Solutions, LLC	Ownership.....	100.000 ...	Humana Inc. ....	....NO.....	....0 ....
. 0119 ...	Humana Inc. ....	.....00000 .....	82-2018741 ..	.....	.....	.....	One Home Health Holdings CCTX, LLC	..TX.....	..NIA.....	One Home Health Holdings, LLC	Ownership.....	100.000 ...	Humana Inc. ....	....NO.....	....0 ....
. 0119 ...	Humana Inc. ....	.....00000 .....	46-2894851 ..	.....	.....	.....	One Home Medical Equipment, LLC	..FL.....	..NIA.....	One Homecare Solutions, LLC	Ownership.....	100.000 ...	Humana Inc. ....	....NO.....	....0 ....
. 0119 ...	Humana Inc. ....	.....00000 .....	82-3472028 ..	.....	.....	.....	One Home Medical Equipment TX, LLC	..TX.....	..NIA.....	One Homecare Solutions, LLC	Ownership.....	100.000 ...	Humana Inc. ....	....NO.....	....0 ....
. 0119 ...	Humana Inc. ....	.....00000 .....	46-3116955 ..	.....	.....	.....	One Nursing Care, LLC	..FL.....	..NIA.....	One Homecare Solutions, LLC	Ownership.....	100.000 ...	Humana Inc. ....	....NO.....	....0 ....
. 0119 ...	Humana Inc. ....	.....00000 .....	46-3313080 ..	.....	.....	.....	One Homecare Solutions, LLC	..FL.....	..NIA.....	Humana Inc. – 100% .....	Ownership.....	100.000 ...	Humana Inc. ....	....NO.....	....0 ....
. 0119 ...	Humana Inc. ....	.....00000 .....	46-4176818 ..	.....	.....	.....	One Homecare Systems, LLC	..FL.....	..NIA.....	One Homecare Solutions, LLC	Ownership.....	100.000 ...	Humana Inc. ....	....NO.....	....0 ....
. 0119 ...	Humana Inc. ....	.....00000 .....	46-2882412 ..	.....	.....	.....	One Infusion Pharmacy, LLC	..FL.....	..NIA.....	One Homecare Solutions, LLC	Ownership.....	100.000 ...	Humana Inc. ....	....NO.....	....0 ....
. 0119 ...	Humana Inc. ....	.....00000 .....	20-4271850 ..	.....	.....	.....	One TPA Systems, Inc. ....	..FL.....	..NIA.....	One Homecare Solutions, LLC	Ownership.....	100.000 ...	Humana Inc. ....	....NO.....	....0 ....
. 0119 ...	Humana Inc. ....	.....00000 .....	72-2695805 ..	.....	.....	.....	Aberdeen Holdings, Inc. ....	..TX.....	..NIA.....	Integracare Holdings, Inc. ....	Ownership.....	100.000 ...	Humana Inc. ....	....NO.....	....0 ....
. 0119 ...	Humana Inc. ....	.....00000 .....	77-0601595 ..	.....	.....	.....	Able Home Healthcare, Inc. ....	..TX.....	..NIA.....	Integracare Intermediate Holdings, Inc. ...	Ownership.....	100.000 ...	Humana Inc. ....	....NO.....	....0 ....
. 0119 ...	Humana Inc. ....	.....00000 .....	06-1451363 ..	.....	.....	.....	Access Home Health of Florida, LLC	..DE.....	..NIA.....	Capital Health Management Group, LLC	Ownership.....	100.000 ...	Humana Inc. ....	....NO.....	....0 ....
. 0119 ...	Humana Inc. ....	.....00000 .....	65-0180784 ..	.....	.....	.....	Advanced Oncology Services, Inc. ....	..FL.....	..NIA.....	Homecare Holdings, Inc. ....	Ownership.....	100.000 ...	Humana Inc. ....	....NO.....	....0 ....
. 0119 ...	Humana Inc. ....	.....00000 .....	36-4473376 ..	.....	.....	.....	Alpine Home Health Care, LLC	..CO.....	..NIA.....	Voyager Home Health, Inc. ....	Ownership.....	100.000 ...	Humana Inc. ....	....NO.....	....0 ....
. 0119 ...	Humana Inc. ....	.....00000 .....	11-3306095 ..	.....	.....	.....	American Homecare Management Corp. ....	..DE.....	..NIA.....	Missouri Home Care of Rolla, Inc. ....	Ownership.....	100.000 ...	Humana Inc. ....	....NO.....	....0 ....
. 0119 ...	Humana Inc. ....	.....00000 .....	94-3247811 ..	.....	.....	.....	Asian American Home Care, Inc. ....	..CA.....	..NIA.....	Harden Home Health, LLC	Ownership.....	100.000 ...	Humana Inc. ....	....NO.....	....0 ....
. 0119 ...	Humana Inc. ....	.....00000 .....	75-1901342 ..	.....	.....	.....	BWB Sunbelt Home Health Services, LLC	..TX.....	..NIA.....	Integracare Intermediate Holdings, Inc. ...	Ownership.....	100.000 ...	Humana Inc. ....	....NO.....	....0 ....
. 0119 ...	Humana Inc. ....	.....00000 .....	56-2102603 ..	.....	.....	.....	Capital Care Resources of South Carolina, LLC	..GA.....	..NIA.....	Capital Health Management Group, LLC	Ownership.....	100.000 ...	Humana Inc. ....	....NO.....	....0 ....
. 0119 ...	Humana Inc. ....	.....00000 .....	58-2411159 ..	.....	.....	.....	Capital Care Resources, LLC	..GA.....	..NIA.....	Capital Health Management Group, LLC	Ownership.....	100.000 ...	Humana Inc. ....	....NO.....	....0 ....
. 0119 ...	Humana Inc. ....	.....00000 .....	58-2313705 ..	.....	.....	.....	Capital Health Management Group, LLC	..GA.....	..NIA.....	CHMG Acquisition LLC	Ownership.....	100.000 ...	Humana Inc. ....	....NO.....	....0 ....
. 0119 ...	Humana Inc. ....	.....00000 .....	03-0387821 ..	.....	.....	.....	Chattahoochee Valley Home Care Services, LLC	..GA.....	..NIA.....	Healthfield, LLC	Ownership.....	100.000 ...	Humana Inc. ....	....NO.....	....0 ....
. 0119 ...	Humana Inc. ....	.....00000 .....	34-1994007 ..	.....	.....	.....	Chattahoochee Valley Home Health, LLC	..GA.....	..NIA.....	Chattahoochee Valley Home Care Services, LLC	Ownership.....	100.000 ...	Humana Inc. ....	....NO.....	....0 ....
. 0119 ...	Humana Inc. ....	.....00000 .....	04-3813487 ..	.....	.....	.....	CHMG Acquisition LLC	..GA.....	..NIA.....	Healthfield, LLC	Ownership.....	100.000 ...	Humana Inc. ....	....NO.....	....0 ....
. 0119 ...	Humana Inc. ....	.....00000 .....	54-2089073 ..	.....	.....	.....	CHMG of Atlanta, LLC	..GA.....	..NIA.....	Capital Health Management Group, LLC	Ownership.....	100.000 ...	Humana Inc. ....	....NO.....	....0 ....
. 0119 ...	Humana Inc. ....	.....00000 .....	54-2089075 ..	.....	.....	.....	CHMG of Griffin, LLC	..GA.....	..NIA.....	Capital Health Management Group, LLC	Ownership.....	100.000 ...	Humana Inc. ....	....NO.....	....0 ....
. 0119 ...	Humana Inc. ....	.....00000 .....	56-1590744 ..	.....	.....	.....	Eastern Carolina Home Health Agency, LLC	..NC.....	..NIA.....	Capital Health Management Group, LLC	Ownership.....	100.000 ...	Humana Inc. ....	....NO.....	....0 ....
. 0119 ...	Humana Inc. ....	.....00000 .....	55-0750157 ..	.....	.....	.....	First Home Health, Inc. ....	..WV.....	..NIA.....	Harden Home Health, LLC	Ownership.....	100.000 ...	Humana Inc. ....	....NO.....	....0 ....
. 0119 ...	Humana Inc. ....	.....00000 .....	75-2855493 ..	.....	.....	.....	GBA Holding, Inc. ....	..TX.....	..NIA.....	Aberdeen Holdings, Inc. ....	Ownership.....	100.000 ...	Humana Inc. ....	....NO.....	....0 ....
. 0119 ...	Humana Inc. ....	.....00000 .....	26-2944774 ..	.....	.....	.....	GBA West, LLC	..TX.....	..NIA.....	Integracare Intermediate Holdings, Inc. ...	Ownership.....	100.000 ...	Humana Inc. ....	....NO.....	....0 ....

SCHEDULE Y  
PART 1A - DETAILS OF INSURANCE HOLDING COMPANY SYSTEM

1	2	3	4	5	6	7	8	9	10	11	12	13	14	15	16
Group Code	Group Name	NAIC Company Code	ID Number	Federal RSSD	CIK	Name of Securities Exchange if Publicly Traded (U.S. or International)	Names of Parent, Subsidiaries Or Affiliates	Domi-ciliary Location	Relation-ship to Reporting Entity	Directly Controlled by (Name of Entity/Person)	Type of Control (Ownership, Board, Management, Attorney-in-Fact, Influence, Other)	If Control is Ownership Provide Percen-tage	Ultimate Controlling Entity(ies)/Person(s)	Is an SCA Filing Re-quired? (Yes/No)	*
. 0119 ...	Humana Inc. ....	.... 00000 ....	11-2645333 ..	.....	.....	.....	CenterWell Certified Healthcare Corp. .... CenterWell Health Services (Certified), Inc. ....	.. DE.....	..... NIA.....	CenterWell Health Services Holding Corp. ..	Ownership.....	100.000 ...	Humana Inc. ....	... NO.....	... 0 ....
. 0119 ...	Humana Inc. ....	.... 00000 ....	11-3454105 ..	.....	.....	.....	CenterWell Health Services (USA), LLC ....	.. DE.....	..... NIA.....	CenterWell Health Services Holding Corp. ..	Ownership.....	100.000 ...	Humana Inc. ....	... NO.....	... 0 ....
. 0119 ...	Humana Inc. ....	.... 00000 ....	11-3414024 ..	.....	.....	.....	CenterWell Health Services Holding Corp. ....	.. DE.....	..... NIA.....	CenterWell Health Services, Inc. ....	Ownership.....	100.000 ...	Humana Inc. ....	... NO.....	... 0 ....
. 0119 ...	Humana Inc. ....	.... 00000 ....	11-3454104 ..	.....	.....	.....	CenterWell Health Services, Inc. ....	.. DE.....	..... NIA.....	Kentucky Homecare Holdings, Inc. ....	Ownership.....	100.000 ...	Humana Inc. ....	... NO.....	... 0 ....
. 0119 ...	Humana Inc. ....	.... 00000 ....	36-4335801 ..	.....	.....	.....	Gilbert's Home Health Agency, Inc. ....	.. MS.....	..... NIA.....	Home Health Care Affiliates, Inc. ....	Ownership.....	100.000 ...	Humana Inc. ....	... NO.....	... 0 ....
. 0119 ...	Humana Inc. ....	.... 00000 ....	64-0730826 ..	.....	.....	.....	Harden Healthcare Holdings, LLC ....	.. DE.....	..... NIA.....	CenterWell Health Services Holding Corp. ..	Ownership.....	100.000 ...	Humana Inc. ....	... NO.....	... 0 ....
. 0119 ...	Humana Inc. ....	.... 00000 ....	37-1743802 ..	.....	.....	.....	Harden Healthcare, LLC ....	.. TX.....	..... NIA.....	Harden Healthcare Holdings, LLC ....	Ownership.....	100.000 ...	Humana Inc. ....	... NO.....	... 0 ....
. 0119 ...	Humana Inc. ....	.... 00000 ....	74-3024009 ..	.....	.....	.....	Harden Home Health, LLC ....	.. DE.....	..... NIA.....	Harden Healthcare, LLC ....	Ownership.....	100.000 ...	Humana Inc. ....	... NO.....	... 0 ....
. 0119 ...	Humana Inc. ....	.... 00000 ....	65-1299601 ..	.....	.....	.....	Hawkeye Health Services, Inc. ....	.. IA.....	..... NIA.....	Harden Home Health, LLC ....	Ownership.....	100.000 ...	Humana Inc. ....	... NO.....	... 0 ....
. 0119 ...	Humana Inc. ....	.... 00000 ....	42-1285486 ..	.....	.....	.....	Healthfield Home Health, LLC ....	.. GA.....	..... NIA.....	Healthfield, LLC ....	Ownership.....	100.000 ...	Humana Inc. ....	... NO.....	... 0 ....
. 0119 ...	Humana Inc. ....	.... 00000 ....	58-1947694 ..	.....	.....	.....	Healthfield of Southwest Georgia, LLC ....	.. GA.....	..... NIA.....	Healthfield, LLC ....	Ownership.....	100.000 ...	Humana Inc. ....	... NO.....	... 0 ....
. 0119 ...	Humana Inc. ....	.... 00000 ....	27-0131980 ..	.....	.....	.....	Healthfield of Statesboro, LLC ....	.. GA.....	..... NIA.....	Healthfield, LLC ....	Ownership.....	100.000 ...	Humana Inc. ....	... NO.....	... 0 ....
. 0119 ...	Humana Inc. ....	.... 00000 ....	68-0593590 ..	.....	.....	.....	Healthfield of Tennessee, LLC ....	.. GA.....	..... NIA.....	Healthfield, LLC ....	Ownership.....	100.000 ...	Humana Inc. ....	... NO.....	... 0 ....
. 0119 ...	Humana Inc. ....	.... 00000 ....	01-0831798 ..	.....	.....	.....	Healthfield Operating Group, LLC ....	.. DE.....	..... NIA.....	CenterWell Health Services Holding Corp. ..	Ownership.....	100.000 ...	Humana Inc. ....	... NO.....	... 0 ....
. 0119 ...	Humana Inc. ....	.... 00000 ....	36-4425473 ..	.....	.....	.....	Healthfield, LLC ....	.. DE.....	..... NIA.....	Healthfield Operating Group, LLC ....	Ownership.....	100.000 ...	Humana Inc. ....	... NO.....	... 0 ....
. 0119 ...	Humana Inc. ....	.... 00000 ....	58-1819650 ..	.....	.....	.....	HHS Healthcare Corp. ....	.. DE.....	..... NIA.....	Professional Healthcare, LLC ....	Ownership.....	100.000 ...	Humana Inc. ....	... NO.....	... 0 ....
. 0119 ...	Humana Inc. ....	.... 00000 ....	90-0527683 ..	.....	.....	.....	Home Health Care Affiliates of Central Mississippi, L.L.C. ....	.. MS.....	..... NIA.....	CenterWell Certified Healthcare Corp. ....	Ownership.....	100.000 ...	Humana Inc. ....	... NO.....	... 0 ....
. 0119 ...	Humana Inc. ....	.... 00000 ....	62-1807084 ..	.....	.....	.....	Home Health Care Affiliates of Mississippi, Inc. ....	.. MS.....	..... NIA.....	CenterWell Certified Healthcare Corp. ....	Ownership.....	100.000 ...	Humana Inc. ....	... NO.....	... 0 ....
. 0119 ...	Humana Inc. ....	.... 00000 ....	62-1775256 ..	.....	.....	.....	Home Health Care Affiliates, Inc. ....	.. MS.....	..... NIA.....	CenterWell Certified Healthcare Corp. ....	Ownership.....	100.000 ...	Humana Inc. ....	... NO.....	... 0 ....
. 0119 ...	Humana Inc. ....	.... 00000 ....	74-2737989 ..	.....	.....	.....	Home Health Care of Carteret County, LLC ....	.. NC.....	..... NIA.....	Capital Health Management Group, LLC ....	Ownership.....	100.000 ...	Humana Inc. ....	... NO.....	... 0 ....
. 0119 ...	Humana Inc. ....	.... 00000 ....	56-1556547 ..	.....	.....	.....	Home Health of Rural Texas, Inc. ....	.. TX.....	..... NIA.....	Integracare Intermediate Holdings, Inc. ...	Ownership.....	100.000 ...	Humana Inc. ....	... NO.....	... 0 ....
. 0119 ...	Humana Inc. ....	.... 00000 ....	75-2374091 ..	.....	.....	.....	Home Health Services, Inc. ....	.. UT.....	..... NIA.....	HHS Healthcare Corp. ....	Ownership.....	100.000 ...	Humana Inc. ....	... NO.....	... 0 ....
. 0119 ...	Humana Inc. ....	.... 00000 ....	87-0494759 ..	.....	.....	.....	Homecare Holdings, Inc. ....	.. FL.....	..... NIA.....	Senior Home Care, Inc. ....	Ownership.....	100.000 ...	Humana Inc. ....	... NO.....	... 0 ....
. 0119 ...	Humana Inc. ....	.... 00000 ....	65-0837269 ..	.....	.....	.....	Horizon Health Care Services, Inc. ....	.. TX.....	..... NIA.....	Harden Home Health, LLC ....	Ownership.....	100.000 ...	Humana Inc. ....	... NO.....	... 0 ....
. 0119 ...	Humana Inc. ....	.... 00000 ....	76-0456316 ..	.....	.....	.....	Integracare Holdings, Inc. ....	.. DE.....	..... NIA.....	PF Development 9, L.L.C. ....	Ownership.....	100.000 ...	Humana Inc. ....	... NO.....	... 0 ....
. 0119 ...	Humana Inc. ....	.... 00000 ....	20-8781607 ..	.....	.....	.....	Integracare Home Health Services, Inc. ....	.. TX.....	..... NIA.....	Aberdeen Holdings, Inc. ....	Ownership.....	100.000 ...	Humana Inc. ....	... NO.....	... 0 ....
. 0119 ...	Humana Inc. ....	.... 00000 ....	75-2865632 ..	.....	.....	.....	Integracare Intermediate Holdings, Inc. ....	.. DE.....	..... NIA.....	Integracare Holdings, Inc. ....	Ownership.....	100.000 ...	Humana Inc. ....	... NO.....	... 0 ....
. 0119 ...	Humana Inc. ....	.... 00000 ....	20-8781715 ..	.....	.....	.....	Integracare of Albany, LLC ....	.. TX.....	..... NIA.....	Integracare Intermediate Holdings, Inc. ...	Ownership.....	100.000 ...	Humana Inc. ....	... NO.....	... 0 ....
. 0119 ...	Humana Inc. ....	.... 00000 ....	26-2915050 ..	.....	.....	.....	Integracare of Athens-Home Health, LLC ....	.. TX.....	..... NIA.....	Integracare Intermediate Holdings, Inc. ...	Ownership.....	100.000 ...	Humana Inc. ....	... NO.....	... 0 ....
. 0119 ...	Humana Inc. ....	.... 00000 ....	27-2139332 ..	.....	.....	.....	Integracare of Olney Home Health, LLC ....	.. TX.....	..... NIA.....	Integracare Intermediate Holdings, Inc. ...	Ownership.....	100.000 ...	Humana Inc. ....	... NO.....	... 0 ....
. 0119 ...	Humana Inc. ....	.... 00000 ....	81-0638801 ..	.....	.....	.....	Integracare of Texas, LLC ....	.. TX.....	..... NIA.....	Aberdeen Holdings, Inc. ....	Ownership.....	100.000 ...	Humana Inc. ....	... NO.....	... 0 ....
. 0119 ...	Humana Inc. ....	.... 00000 ....	20-8768235 ..	.....	.....	.....	Integracare of West Texas-Home Health, LLC ..	.. TX.....	..... NIA.....	Integracare Intermediate Holdings, Inc. ...	Ownership.....	100.000 ...	Humana Inc. ....	... NO.....	... 0 ....
. 0119 ...	Humana Inc. ....	.... 00000 ....	27-0686207 ..	.....	.....	.....	Integracare of Wichita Falls, LLC ....	.. TX.....	..... NIA.....	Integracare Intermediate Holdings, Inc. ...	Ownership.....	100.000 ...	Humana Inc. ....	... NO.....	... 0 ....
. 0119 ...	Humana Inc. ....	.... 00000 ....	27-0686266 ..	.....	.....	.....	KAH Development 10, L.L.C. ....	.. DE.....	..... NIA.....	CenterWell Health Services, Inc. ....	Ownership.....	100.000 ...	Humana Inc. ....	... NO.....	... 0 ....
. 0119 ...	Humana Inc. ....	.... 00000 ....	46-3992741 ..	.....	.....	.....	KAH Development 12, L.L.C. ....	.. DE.....	..... NIA.....	CenterWell Health Services, Inc. ....	Ownership.....	100.000 ...	Humana Inc. ....	... NO.....	... 0 ....
. 0119 ...	Humana Inc. ....	.... 00000 ....	46-4002959 ..	.....	.....	.....	KAH Development 14, L.L.C. ....	.. DE.....	..... NIA.....	CenterWell Health Services, Inc. ....	Ownership.....	100.000 ...	Humana Inc. ....	... NO.....	... 0 ....
. 0119 ...	Humana Inc. ....	.... 00000 ....	46-4025157 ..	.....	.....	.....	KAH Development 4, L.L.C. ....	.. DE.....	..... NIA.....	CenterWell Health Services, Inc. ....	Ownership.....	100.000 ...	Humana Inc. ....	... NO.....	... 0 ....
. 0119 ...	Humana Inc. ....	.... 00000 ....	46-3902994 ..	.....	.....	.....	Kentucky Homecare Holdings, Inc. ....	.. DE.....	..... NIA.....	Kentucky Homecare Parent Inc. ....	Ownership.....	100.000 ...	Humana Inc. ....	... NO.....	... 0 ....
. 0119 ...	Humana Inc. ....	.... 00000 ....	82-3695166 ..	.....	.....	.....	Kentucky Homecare Parent Inc. ....	.. DE.....	..... NIA.....	Humana Inc. ....	Ownership.....	100.000 ...	Humana Inc. ....	... NO.....	... 0 ....
. 0119 ...	Humana Inc. ....	.... 00000 ....	82-3986306 ..	.....	.....	.....	CenterWell Home Health Services, LLC ....	.. DE.....	..... NIA.....	CenterWell Health Services, Inc. ....	Ownership.....	100.000 ...	Humana Inc. ....	... NO.....	... 0 ....
. 0119 ...	Humana Inc. ....	.... 00000 ....	26-0717945 ..	.....	.....	.....	KND Development 50, L.L.C. ....	.. DE.....	..... NIA.....	CenterWell Health Services, Inc. ....	Ownership.....	100.000 ...	Humana Inc. ....	... NO.....	... 0 ....
. 0119 ...	Humana Inc. ....	.... 00000 ....	26-0717534 ..	.....	.....	.....	Med. Tech. Services of South Florida, Inc. ..	.. FL.....	..... NIA.....	Advanced Oncology Services, Inc. ....	Ownership.....	100.000 ...	Humana Inc. ....	... NO.....	... 0 ....
. 0119 ...	Humana Inc. ....	.... 00000 ....	65-0277280 ..	.....	.....	.....	Med-Tech Services of Dade, Inc. ....	.. FL.....	..... NIA.....	Homecare Holdings, Inc. ....	Ownership.....	100.000 ...	Humana Inc. ....	... NO.....	... 0 ....
. 0119 ...	Humana Inc. ....	.... 00000 ....	65-1033439 ..	.....	.....	.....	Med-Tech Services of Palm Beach, Inc. ....	.. FL.....	..... NIA.....	Advanced Oncology Services, Inc. ....	Ownership.....	100.000 ...	Humana Inc. ....	... NO.....	... 0 ....
. 0119 ...	Humana Inc. ....	.... 00000 ....	65-0644307 ..	.....	.....	.....	Mid-South Home Health Agency, LLC ....	.. AL.....	..... NIA.....	Horizon Health Network LLC ....	Ownership.....	100.000 ...	Humana Inc. ....	... NO.....	... 0 ....
. 0119 ...	Humana Inc. ....	.... 00000 ....	82-0559199 ..	.....	.....	.....									

SCHEDULE Y  
PART 1A - DETAILS OF INSURANCE HOLDING COMPANY SYSTEM

1	2	3	4	5	6	7	8	9	10	11	12	13	14	15	16
Group Code	Group Name	NAIC Company Code	ID Number	Federal RSSD	CIK	Name of Securities Exchange if Publicly Traded (U.S. or International)	Names of Parent, Subsidiaries Or Affiliates	Domi-ciliary Location	Relation-ship to Reporting Entity	Directly Controlled by (Name of Entity/Person)	Type of Control (Ownership, Board, Management, Attorney-in-Fact, Influence, Other)	If Control is Ownership Provide Percen-tage	Ultimate Controlling Entity(ies)/Person(s)	Is an SCA Filing Re-quired? (Yes/No)	*
. 0119 ...	Humana Inc. ....	.....00000 .....	14-1909499 ..	.....	.....	.....	Mid-South Home Health of Gadsden, LLC .....	.. GA.....	.. NIA.....	Healthfield, LLC .....	Ownership.....	100.000 ...	Humana Inc. ....	... NO.....	... 0 .....
. 0119 ...	Humana Inc. ....	.....00000 .....	63-0772385 ..	.....	.....	.....	Mid-South Home Health, LLC .....	.. DE.....	.. NIA.....	Healthfield, LLC .....	Ownership.....	100.000 ...	Humana Inc. ....	... NO.....	... 0 .....
. 0119 ...	Humana Inc. ....	.....00000 .....	65-1285069 ..	.....	.....	.....	Missouri Home Care of Rolla, Inc. ....	.. MO.....	.. NIA.....	Harden Home Health, LLC .....	Ownership.....	100.000 ...	Humana Inc. ....	... NO.....	... 0 .....
. 0119 ...	Humana Inc. ....	.....00000 .....	55-0633030 ..	.....	.....	.....	Nursing Care-Home Health Agency, Inc. ....	.. WV.....	.. NIA.....	First Home Health, Inc. ....	Ownership.....	100.000 ...	Humana Inc. ....	... NO.....	... 0 .....
. 0119 ...	Humana Inc. ....	.....00000 .....	75-2284154 ..	.....	.....	.....	Outreach Health Services of North Texas, LLC .....	.. TX.....	.. NIA.....	Integracare Intermediate Holdings, Inc. ...	Ownership.....	100.000 ...	Humana Inc. ....	... NO.....	... 0 .....
. 0119 ...	Humana Inc. ....	.....00000 .....	26-3106949 ..	.....	.....	.....	PF Development 10, L.L.C. ....	.. DE.....	.. NIA.....	CenterWell Health Services, Inc. ....	Ownership.....	100.000 ...	Humana Inc. ....	... NO.....	... 0 .....
. 0119 ...	Humana Inc. ....	.....00000 .....	26-3107011 ..	.....	.....	.....	PF Development 15, L.L.C. ....	.. DE.....	.. NIA.....	Kindred Hospice Services, L.L.C. ....	Ownership.....	100.000 ...	Humana Inc. ....	... NO.....	... 0 .....
. 0119 ...	Humana Inc. ....	.....00000 .....	46-0818835 ..	.....	.....	.....	PF Development 16, L.L.C. ....	.. DE.....	.. NIA.....	CenterWell Health Services, Inc. ....	Ownership.....	100.000 ...	Humana Inc. ....	... NO.....	... 0 .....
. 0119 ...	Humana Inc. ....	.....00000 .....	46-0860128 ..	.....	.....	.....	PF Development 21, L.L.C. ....	.. DE.....	.. NIA.....	CenterWell Health Services, Inc. ....	Ownership.....	100.000 ...	Humana Inc. ....	... NO.....	... 0 .....
. 0119 ...	Humana Inc. ....	.....00000 .....	26-0718044 ..	.....	.....	.....	PF Development 5, L.L.C. ....	.. DE.....	.. NIA.....	CenterWell Health Services, Inc. ....	Ownership.....	100.000 ...	Humana Inc. ....	... NO.....	... 0 .....
. 0119 ...	Humana Inc. ....	.....00000 .....	26-3106911 ..	.....	.....	.....	PF Development 7, L.L.C. ....	.. DE.....	.. NIA.....	CenterWell Health Services, Inc. ....	Ownership.....	100.000 ...	Humana Inc. ....	... NO.....	... 0 .....
. 0119 ...	Humana Inc. ....	.....00000 .....	26-3106934 ..	.....	.....	.....	PF Development 9, L.L.C. ....	.. DE.....	.. NIA.....	CenterWell Health Services, Inc. ....	Ownership.....	100.000 ...	Humana Inc. ....	... NO.....	... 0 .....
. 0119 ...	Humana Inc. ....	.....00000 .....	33-1178066 ..	.....	.....	.....	PHHC Acquisition Corp. ....	.. DE.....	.. NIA.....	CenterWell Certified Healthcare Corp. ....	Ownership.....	100.000 ...	Humana Inc. ....	... NO.....	... 0 .....
. 0119 ...	Humana Inc. ....	.....00000 .....	20-5143963 ..	.....	.....	.....	Professional Healthcare at Home, LLC .....	.. CA.....	.. NIA.....	99% owned by Professional Healthcare, LLC and 1% owned by PHH Acquisition Corp. ....	Ownership.....	100.000 ...	Humana Inc. ....	... NO.....	... 0 .....
. 0119 ...	Humana Inc. ....	.....00000 .....	20-5043143 ..	.....	.....	.....	Professional Healthcare, LLC .....	.. DE.....	.. NIA.....	PF Development 10, L.L.C. ....	Ownership.....	100.000 ...	Humana Inc. ....	... NO.....	... 0 .....
. 0119 ...	Humana Inc. ....	.....00000 .....	11-2750425 ..	.....	.....	.....	QC-Medi New York, Inc. ....	.. NY.....	.. NIA.....	CenterWell Health Services Holding Corp. ..	Ownership.....	100.000 ...	Humana Inc. ....	... NO.....	... 0 .....
. 0119 ...	Humana Inc. ....	.....00000 .....	59-3080333 ..	.....	.....	.....	Senior Home Care, Inc. ....	.. FL.....	.. NIA.....	SHC Holding, Inc. ....	Ownership.....	100.000 ...	Humana Inc. ....	... NO.....	... 0 .....
. 0119 ...	Humana Inc. ....	.....00000 .....	42-1699530 ..	.....	.....	.....	SHC Holding, Inc. ....	.. DE.....	.. NIA.....	PF Development 21, L.L.C. ....	Ownership.....	100.000 ...	Humana Inc. ....	... NO.....	... 0 .....
. 0119 ...	Humana Inc. ....	.....00000 .....	87-0494757 ..	.....	.....	.....	Southern Nevada Home Health Care, Inc. ....	.. NV.....	.. NIA.....	Home Health Services, Inc. ....	Ownership.....	100.000 ...	Humana Inc. ....	... NO.....	... 0 .....
. 0119 ...	Humana Inc. ....	.....00000 .....	72-1487473 ..	.....	.....	.....	Synergy Home Care-Acadiana Region, Inc. ....	.. LA.....	.. NIA.....	Synergy, Inc. ....	Ownership.....	100.000 ...	Humana Inc. ....	... NO.....	... 0 .....
. 0119 ...	Humana Inc. ....	.....00000 .....	20-1376846 ..	.....	.....	.....	Synergy Home Care-Capitol Region, Inc. ....	.. LA.....	.. NIA.....	Synergy, Inc. ....	Ownership.....	100.000 ...	Humana Inc. ....	... NO.....	... 0 .....
. 0119 ...	Humana Inc. ....	.....00000 .....	36-4516940 ..	.....	.....	.....	Synergy Home Care-Central Region, Inc. ....	.. LA.....	.. NIA.....	Synergy, Inc. ....	Ownership.....	100.000 ...	Humana Inc. ....	... NO.....	... 0 .....
. 0119 ...	Humana Inc. ....	.....00000 .....	72-1178497 ..	.....	.....	.....	Synergy Home Care-Northeastern Region, Inc. ....	.. LA.....	.. NIA.....	Synergy, Inc. ....	Ownership.....	100.000 ...	Humana Inc. ....	... NO.....	... 0 .....
. 0119 ...	Humana Inc. ....	.....00000 .....	72-1223659 ..	.....	.....	.....	Synergy Home Care-Northshore Region, Inc. ....	.. LA.....	.. NIA.....	Synergy, Inc. ....	Ownership.....	100.000 ...	Humana Inc. ....	... NO.....	... 0 .....
. 0119 ...	Humana Inc. ....	.....00000 .....	72-1431394 ..	.....	.....	.....	Synergy Home Care-Northwestern Region, Inc. ....	.. LA.....	.. NIA.....	Synergy, Inc. ....	Ownership.....	100.000 ...	Humana Inc. ....	... NO.....	... 0 .....
. 0119 ...	Humana Inc. ....	.....00000 .....	72-1429305 ..	.....	.....	.....	Synergy Home Care-Southeastern Region, Inc. ....	.. LA.....	.. NIA.....	Synergy, Inc. ....	Ownership.....	100.000 ...	Humana Inc. ....	... NO.....	... 0 .....
. 0119 ...	Humana Inc. ....	.....00000 .....	94-3419676 ..	.....	.....	.....	Synergy, Inc. ....	.. LA.....	.. NIA.....	SHC Holding, Inc. ....	Ownership.....	100.000 ...	Humana Inc. ....	... NO.....	... 0 .....
. 0119 ...	Humana Inc. ....	.....00000 .....	56-1456991 ..	.....	.....	.....	TAR Heal Health Care Services, LLC .....	.. NC.....	.. NIA.....	Capital Health Management Group, LLC .....	Ownership.....	100.000 ...	Humana Inc. ....	... NO.....	... 0 .....
. 0119 ...	Humana Inc. ....	.....00000 .....	68-0593592 ..	.....	.....	.....	Total Care Home Health of Louisburg, LLC ....	.. GA.....	.. NIA.....	Healthfield, LLC .....	Ownership.....	100.000 ...	Humana Inc. ....	... NO.....	... 0 .....
. 0119 ...	Humana Inc. ....	.....00000 .....	20-0091435 ..	.....	.....	.....	Total Care Home Health of North Carolina, LLC .....	.. GA.....	.. NIA.....	Healthfield, LLC .....	Ownership.....	100.000 ...	Humana Inc. ....	... NO.....	... 0 .....
. 0119 ...	Humana Inc. ....	.....00000 .....	20-0091422 ..	.....	.....	.....	Total Care Home Health of South Carolina, LLC .....	.. GA.....	.. NIA.....	Healthfield, LLC .....	Ownership.....	100.000 ...	Humana Inc. ....	... NO.....	... 0 .....
. 0119 ...	Humana Inc. ....	.....00000 .....	62-1669388 ..	.....	.....	.....	Van Winkle Home Health Care, Inc. ....	.. MS.....	.. NIA.....	Home Health Care Affiliates, Inc. ....	Ownership.....	100.000 ...	Humana Inc. ....	... NO.....	... 0 .....
. 0119 ...	Humana Inc. ....	.....00000 .....	75-1995143 ..	.....	.....	.....	Vernon Home Health Care Agency, LLC .....	.. TX.....	.. NIA.....	Integracare Intermediate Holdings, Inc. ...	Ownership.....	100.000 ...	Humana Inc. ....	... NO.....	... 0 .....
. 0119 ...	Humana Inc. ....	.....00000 .....	26-1501792 ..	.....	.....	.....	Voyager Home Health, Inc. ....	.. DE.....	.. NIA.....	Voyager Hospicecare, Inc. ....	Ownership.....	100.000 ...	Humana Inc. ....	... NO.....	... 0 .....
. 0119 ...	Humana Inc. ....	.....00000 .....	20-1173787 ..	.....	.....	.....	Voyager Hospicecare, Inc. ....	.. DE.....	.. NIA.....	Harden Home Health, LLC .....	Ownership.....	100.000 ...	Humana Inc. ....	... NO.....	... 0 .....
. 0119 ...	Humana Inc. ....	.....00000 .....	46-2300938 ..	.....	.....	.....	Wake Forest Baptist Health Care at Home, LLC .....	.. NC.....	.. NIA.....	60% owned by Total Care Home Health of North Carolina, LLC and 40% owned by Wake Forest University Baptist Medical Center .	Ownership.....	100.000 ...	Humana Inc. ....	... NO.....	... 0 .....
. 0119 ...	Humana Inc. ....	.....00000 .....	84-3700467 ..	.....	.....	.....	Elite Health Medical Centers, LLC .....	.. FL.....	.. NIA.....	Echo Primary Care Holdings, LLC .....	Ownership.....	100.000 ...	Humana Inc. ....	... NO.....	... 0 .....
. 0119 ...	Humana Inc. ....	.....00000 .....	26-3715136 ..	.....	.....	.....	Elite Health Primary Care, LLC .....	.. FL.....	.. NIA.....	Echo Primary Care Holdings, LLC .....	Ownership.....	100.000 ...	Humana Inc. ....	... NO.....	... 0 .....
. 0119 ...	Humana Inc. ....	.....00000 .....	65-0270114 ..	.....	.....	.....	South Florida Cardiology Associates, LLC ....	.. FL.....	.. NIA.....	Echo Primary Care Holdings, LLC .....	Ownership.....	100.000 ...	Humana Inc. ....	... NO.....	... 0 .....
. 0119 ...	Humana Inc. ....	.....00000 .....	47-2446186 ..	.....	.....	.....	Trueshore BPO, LLC .....	.. FL.....	.. NIA.....	Echo Primary Care Holdings, LLC .....	Ownership.....	100.000 ...	Humana Inc. ....	... NO.....	... 0 .....
. 0119 ...	Humana Inc. ....	.....00000 .....	84-5171456 ..	.....	.....	.....	Trueshore S.R. L. ....	.. DOM.....	.. NIA.....	Echo Primary Care Holdings II, LLC – 99% Primary Care Holdings II, LLC – 1% .....	Ownership.....	100.000 ...	Humana Inc. ....	... NO.....	... 0 .....
. 0119 ...	Humana Inc. ....	.....00000 .....	87-3584872 ..	.....	.....	.....	CenterWell Accountable Care, LLC .....	.. FL.....	.. NIA.....	Echo Primary Care Holdings, LLC .....	Ownership.....	100.000 ...	Humana Inc. ....	... NO.....	... 0 .....
. 0119 ...	Humana Inc. ....	.....00000 .....	87-3584872 ..	.....	.....	.....	One Home Medical Equipment NC, LLC .....	.. DE.....	.. NIA.....	One Homecare Solutions, LLC .....	Ownership.....	100.000 ...	Humana Inc. ....	... NO.....	... 0 .....

STATEMENT AS OF JUNE 30, 2025 OF THE Humana Health Plan of Ohio Inc.

SCHEDULE Y  
PART 1A - DETAILS OF INSURANCE HOLDING COMPANY SYSTEM

1	2	3	4	5	6	7	8	9	10	11	12	13	14	15	16
Group Code	Group Name	NAIC Company Code	ID Number	Federal RSSD	CIK	Name of Securities Exchange if Publicly Traded (U.S. or International)	Names of Parent, Subsidiaries Or Affiliates	Domi-ciliary Location	Relation-ship to Reporting Entity	Directly Controlled by (Name of Entity/Person)	Type of Control (Ownership, Board, Management, Attorney-in-Fact, Influence, Other)	If Control is Owner-ship Provide Percen-tage	Ultimate Controlling Entity(ies)/Person(s)	Is an SCA Filing Re-quired? (Yes/No)	*
. 0119 ...	Humana Inc. ....	.....00000 .....	87-3611188 ..				One Home Medical Equipment VA, LLC .....	..DE.....	.....NIA.....	One Homecare Solutions, LLC .....	Ownership.....	100.000 ...	Humana Inc. ....	... NO.....	... 0 .....
. 0119 ...	Humana Inc. ....	.....00000 .....	87-3832743 ..				One Infusion Pharmacy NC, LLC .....	..DE.....	.....NIA.....	One Homecare Solutions, LLC .....	Ownership.....	100.000 ...	Humana Inc. ....	... NO.....	... 0 .....
. 0119 ...	Humana Inc. ....	.....00000 .....	87-3881471 ..				One Infusion Pharmacy VA, LLC .....	..DE.....	.....NIA.....	One Homecare Solutions, LLC .....	Ownership.....	100.000 ...	Humana Inc. ....	... NO.....	... 0 .....
. 0119 ...	Humana Inc. ....	.....00000 .....	45-4020797 ..				Amicus Medical Center LLC .....	..FL.....	.....NIA.....	Conviva Medical Center Management, LLC ...	Ownership.....	100.000 ...	Humana Inc. ....	... NO.....	... 0 .....
. 0119 ...	Humana Inc. ....	.....00000 .....	27-3974953 ..				Amicus Medical Group, Inc. ....	..FL.....	.....NIA.....	Conviva Medical Center Management, LLC ...	Ownership.....	100.000 ...	Humana Inc. ....	... NO.....	... 0 .....
. 0119 ...	Humana Inc. ....	.....00000 .....	27-1085323 ..				Amicus Medical Services Organization, LLC ...	..FL.....	.....NIA.....	Conviva Medical Center Management, LLC ...	Ownership.....	100.000 ...	Humana Inc. ....	... NO.....	... 0 .....
. 0119 ...	Humana Inc. ....	.....00000 .....	20-1078045 ..				Hospice Pharmacy Solutions, LLC .....	..DE.....	.....NIA.....	HP Solutions Holdings, LLC .....	Ownership.....	100.000 ...	Humana Inc. ....	... NO.....	... 0 .....
. 0119 ...	Humana Inc. ....	.....00000 .....	47-5418599 ..				HP Solutions Holdings, LLC .....	..DE.....	.....NIA.....	Eagle Rx, Inc. ....	Ownership.....	100.000 ...	Humana Inc. ....	... NO.....	... 0 .....
. 0119 ...	Humana Inc. ....	.....00000 .....	32-0351697 ..				Outcome Resources, LLC .....	..DE.....	.....NIA.....	Eagle Rx, Inc. ....	Ownership.....	100.000 ...	Humana Inc. ....	... NO.....	... 0 .....
. 0119 ...	Humana Inc. ....	.....00000 .....	88-3465849 ..				Innovative Financial Group Holdings, LLC ....	..NC.....	.....NIA.....	Humana MarketPOINT, Inc. ....	Ownership.....	100.000 ...	Humana Inc. ....	... NO.....	... 0 .....
. 0119 ...	Humana Inc. ....	.....00000 .....	83-2232570 ..				Innovative Financial Partners, LLC .....	..NC.....	.....NIA.....	Innovative Financial Group Holdings, LLC .	Ownership.....	100.000 ...	Humana Inc. ....	... NO.....	... 0 .....
. 0119 ...	Humana Inc. ....	.....00000 .....	84-5189010 ..				Medicare Planning of America LLC .....	..NC.....	.....NIA.....	Innovative Financial Group Holdings, LLC .	Ownership.....	100.000 ...	Humana Inc. ....	... NO.....	... 0 .....
. 0119 ...	Humana Inc. ....	.....00000 .....	47-4085710 ..				Rees Financial LLC .....	..NC.....	.....NIA.....	Innovative Financial Group Holdings, LLC .	Ownership.....	100.000 ...	Humana Inc. ....	... NO.....	... 0 .....
. 0119 ...	Humana Inc. ....	.....00000 .....	84-2258899 ..				The Lead Store LLC .....	..NC.....	.....NIA.....	Innovative Financial Group Holdings, LLC .	Ownership.....	100.000 ...	Humana Inc. ....	... NO.....	... 0 .....
. 0119 ...	Humana Inc. ....	.....00000 .....	82-4202700 ..				Versa Management LLC .....	..NC.....	.....NIA.....	Innovative Financial Group Holdings, LLC .	Ownership.....	100.000 ...	Humana Inc. ....	... NO.....	... 0 .....
. 0119 ...	Humana Inc. ....	.....00000 .....	86-2731153 ..				Prime West JV Holdings, LLC .....	..DE.....	.....NIA.....	Humana Innovation Enterprises, Inc. ....	Ownership.....	100.000 ...	Humana Inc. ....	... NO.....	... 0 .....
. 0119 ...	Humana Inc. ....	.....00000 .....	84-4307723 ..				CenterWell IPA Solutions, LLC .....	..MI.....	.....NIA.....	Prime West JV Holdings, LLC .....	Ownership.....	100.000 ...	Humana Inc. ....	... NO.....	... 0 .....
. 0119 ...	Humana Inc. ....	.....00000 .....	82-1676284 ..				Prime Accountable Care West, LLC .....	..MI.....	.....NIA.....	CenterWell IPA Solutions, LLC .....	Ownership.....	100.000 ...	Humana Inc. ....	... NO.....	... 0 .....
. 0119 ...	Humana Inc. ....	.....00000 .....	03-0523544 ..				A and A Homecare, Inc .....	..FL.....	.....NIA.....	Vitality Home Care, Inc .....	Ownership.....	100.000 ...	Humana Inc. ....	... NO.....	... 0 .....
. 0119 ...	Humana Inc. ....	.....00000 .....	45-2401497 ..				All About Home Care Management, LLC .....	..FL.....	.....NIA.....	Vitality Home Care, Inc .....	Ownership.....	100.000 ...	Humana Inc. ....	... NO.....	... 0 .....
. 0119 ...	Humana Inc. ....	.....00000 .....	11-3836040 ..				Altercare of Palm Beach County, LLC .....	..FL.....	.....NIA.....	Vitality Home Care, Inc .....	Ownership.....	100.000 ...	Humana Inc. ....	... NO.....	... 0 .....
. 0119 ...	Humana Inc. ....	.....00000 .....	20-0110337 ..				Altercare, LLC .....	..FL.....	.....NIA.....	Vitality Home Care, Inc .....	Ownership.....	100.000 ...	Humana Inc. ....	... NO.....	... 0 .....
. 0119 ...	Humana Inc. ....	.....00000 .....	20-7287186 ..				Balanced Home Healthcare, Inc. ....	..FL.....	.....NIA.....	Vitality Home Care, Inc .....	Ownership.....	100.000 ...	Humana Inc. ....	... NO.....	... 0 .....
. 0119 ...	Humana Inc. ....	.....00000 .....	20-1903568 ..				Bridges Home Health, Inc. ....	..FL.....	.....NIA.....	Vitality Home Care, Inc .....	Ownership.....	100.000 ...	Humana Inc. ....	... NO.....	... 0 .....
. 0119 ...	Humana Inc. ....	.....00000 .....	46-3433197 ..				Medstar Home Health, LLC .....	..FL.....	.....NIA.....	Trident Home Health, LLC .....	Ownership.....	100.000 ...	Humana Inc. ....	... NO.....	... 0 .....
. 0119 ...	Humana Inc. ....	.....00000 .....	20-5123865 ..				M-SAC, Inc. ....	..FL.....	.....NIA.....	Vitality Home Care, Inc .....	Ownership.....	100.000 ...	Humana Inc. ....	... NO.....	... 0 .....
. 0119 ...	Humana Inc. ....	.....00000 .....	45-2823888 ..				Quality Living Home Health Care, LLC .....	..FL.....	.....NIA.....	Vitality Home Care, Inc .....	Ownership.....	100.000 ...	Humana Inc. ....	... NO.....	... 0 .....
. 0119 ...	Humana Inc. ....	.....00000 .....	35-2486995 ..				Trident Home Health, LLC .....	..FL.....	.....NIA.....	Vitality Home Care, Inc .....	Ownership.....	100.000 ...	Humana Inc. ....	... NO.....	... 0 .....
. 0119 ...	Humana Inc. ....	.....00000 .....	81-4466479 ..				Trilogy Home Health Care SW FL, Inc .....	..DE.....	.....NIA.....	Vitality Home Care, Inc .....	Ownership.....	100.000 ...	Humana Inc. ....	... NO.....	... 0 .....
. 0119 ...	Humana Inc. ....	.....00000 .....	81-2022629 ..				Vitality HHS Holdings, Inc .....	..DE.....	.....NIA.....	CenterWell Health Services (USA), LLC ....	Ownership.....	100.000 ...	Humana Inc. ....	... NO.....	... 0 .....
. 0119 ...	Humana Inc. ....	.....00000 .....	81-2019673 ..				Vitality Home Care, Inc .....	..DE.....	.....NIA.....	Vitality HHS Holdings, Inc .....	Ownership.....	100.000 ...	Humana Inc. ....	... NO.....	... 0 .....
. 0119 ...	Humana Inc. ....	.....00000 .....	82-3311429 ..				Conviva Physician Group, LLC .....	..FL.....	.....NIA.....	Conviva Care Solutions, LLC .....	Ownership.....	100.000 ...	Humana Inc. ....	... NO.....	... 0 .....
. 0119 ...	Humana Inc. ....	.....00000 .....	33-2663918 ..				Humana Care Holdings, Inc. ....	..DE.....	.....NIA.....	Humana Inc. ....	Ownership.....	100.000 ...	Humana Inc. ....	... NO.....	... 0 .....
. 0119 ...	Humana Inc. ....	.....00000 .....	33-2731074 ..				Care Solutions ACO, LLC .....	..DE.....	.....NIA.....	Humana Care Holdings, Inc. ....	Ownership.....	100.000 ...	Humana Inc. ....	... NO.....	... 0 .....
							Humana Life Insurance Company of New York, Inc. ....	..NY.....	.....IA.....	Humana Inc. ....	Ownership.....	100.000 ...	Humana Inc. ....	... NO.....	... 0 .....
. 0119 ...	Humana Inc. ....	.....00000 .....	33-2023109 ..				CenterWell Therapy Services, LLC .....	..DE.....	.....NIA.....	CenterWell Health Services, Inc. ....	Ownership.....	100.000 ...	Humana Inc. ....	... NO.....	... 0 .....
. 0119 ...	Humana Inc. ....	.....00000 .....	33-3124105 ..				CenterWell Senior Primary Care (Vitality), Inc. ....	..FL.....	.....NIA.....	CenterWell Senior Primary Care (FL), Inc.?	Ownership.....	100.000 ...	Humana Inc. ....	... NO.....	... 0 .....

Asterisk	Explanation
0000001 .....	Humana Inc., a Delaware corporation and ultimate parent company in the holding company system, is a publicly traded company on the New York Stock Exchange and ownership fluctuates daily. ....

SUPPLEMENTAL EXHIBITS AND SCHEDULES INTERROGATORIES

The following supplemental reports are required to be filed as part of your statement filing. However, in the event that your company does not transact the type of business for which the special report must be filed, your response of NO to the specific interrogatory will be accepted in lieu of filing a "NONE" report and a bar code will be printed below. If the supplement is required of your company but is not being filed for whatever reason enter SEE EXPLANATION and provide an explanation following the interrogatory questions.

	Response
1. Will the Medicare Part D Coverage Supplement be filed with the state of domicile and the NAIC with this statement? .....	NO
AUGUST FILING	
2. Will the regulator-only (non-public) Communication of Internal Control Related Matters Noted in Audit be filed with the state of domicile and electronically with the NAIC (as a regulator-only non-public document) by August 1? The response for 1st and 3rd quarters should be N/A. A NO response resulting with a bar code is only appropriate in the 2nd quarter. ....	YES

Explanation:

1. This type of business is not written.

Bar Code:

1. Medicare Part D Coverage Supplement [Document Identifier 365]



**OVERFLOW PAGE FOR WRITE-INS**

**NONE**

SCHEDULE A - VERIFICATION

Real Estate

	1 Year to Date	2 Prior Year Ended December 31
1. Book/adjusted carrying value, December 31 of prior year .....		
2. Cost of acquired:		
2.1 Actual cost at time of acquisition .....		
2.2 Additional investment made after acquisition .....		
3. Current year change in encumbrances .....		
4. Total gain (loss) on disposals .....		
5. Deduct amounts received on disposals .....		
6. Total foreign exchange change in book/adjusted carrying value .....		
7. Deduct current year's other than temporary impairment recognized .....		
8. Deduct current year's depreciation .....		
9. Book/adjusted carrying value at the end of current period (Lines 1+2+3+4-5+6-7-8) .....		
10. Deduct total nonadmitted amounts .....		
11. Statement value at end of current period (Line 9 minus Line 10)		

SCHEDULE B - VERIFICATION

Mortgage Loans

	1 Year to Date	2 Prior Year Ended December 31
1. Book value/recorded investment excluding accrued interest, December 31 of prior year .....		
2. Cost of acquired:		
2.1 Actual cost at time of acquisition .....		
2.2 Additional investment made after acquisition .....		
3. Capitalized deferred interest and other .....		
4. Accrual of discount .....		
5. Unrealized valuation increase/(decrease) .....		
6. Total gain (loss) on disposals .....		
7. Deduct amounts received on disposals .....		
8. Deduct amortization of premium and mortgage interest paid and commitment fees .....		
9. Total foreign exchange change in book value/recorded investment excluding accrued interest .....		
10. Deduct current year's other than temporary impairment recognized .....		
11. Book value/recorded investment excluding accrued interest at end of current period (Lines 1+2+3+4+5+6-7-8+9-10) .....		
12. Total valuation allowance .....		
13. Subtotal (Line 11 plus Line 12) .....		
14. Deduct total nonadmitted amounts .....		
15. Statement value at end of current period (Line 13 minus Line 14)		

SCHEDULE BA - VERIFICATION

Other Long-Term Invested Assets

	1 Year to Date	2 Prior Year Ended December 31
1. Book/adjusted carrying value, December 31 of prior year .....		
2. Cost of acquired:		
2.1 Actual cost at time of acquisition .....		
2.2 Additional investment made after acquisition .....		
3. Capitalized deferred interest and other .....		
4. Accrual of discount .....		
5. Unrealized valuation increase/(decrease) .....		
6. Total gain (loss) on disposals .....		
7. Deduct amounts received on disposals .....		
8. Deduct amortization of premium, depreciation and proportional amortization .....		
9. Total foreign exchange change in book/adjusted carrying value .....		
10. Deduct current year's other than temporary impairment recognized .....		
11. Book/adjusted carrying value at end of current period (Lines 1+2+3+4+5+6-7-8+9-10) .....		
12. Deduct total nonadmitted amounts .....		
13. Statement value at end of current period (Line 11 minus Line 12)		

SCHEDULE D - VERIFICATION

Bonds and Stocks

	1 Year to Date	2 Prior Year Ended December 31
1. Book/adjusted carrying value of bonds and stocks, December 31 of prior year .....	118,423,046	86,994,366
2. Cost of bonds and stocks acquired .....	37,582,914	54,178,009
3. Accrual of discount .....	204,569	373,421
4. Unrealized valuation increase/(decrease) .....	0	0
5. Total gain (loss) on disposals .....	253,900	184,085
6. Deduct consideration for bonds and stocks disposed of .....	21,599,793	23,041,758
7. Deduct amortization of premium .....	112,037	265,077
8. Total foreign exchange change in book/adjusted carrying value .....	0	0
9. Deduct current year's other than temporary impairment recognized .....	0	0
10. Total investment income recognized as a result of prepayment penalties and/or acceleration fees .....	0	0
11. Book/adjusted carrying value at end of current period (Lines 1+2+3+4+5-6-7+8-9+10) .....	134,752,599	118,423,046
12. Deduct total nonadmitted amounts .....	0	0
13. Statement value at end of current period (Line 11 minus Line 12)	134,752,599	118,423,046



STATEMENT AS OF JUNE 30, 2025 OF THE Humana Health Plan of Ohio Inc.

SCHEDULE D - PART 1B

Showing the Acquisitions, Dispositions and Non-Trading Activity  
During the Current Quarter for all Bonds and Preferred Stock by NAIC Designation

NAIC Designation	1 Book/Adjusted Carrying Value Beginning of Current Quarter	2 Acquisitions During Current Quarter	3 Dispositions During Current Quarter	4 Non-Trading Activity During Current Quarter	5 Book/Adjusted Carrying Value End of First Quarter	6 Book/Adjusted Carrying Value End of Second Quarter	7 Book/Adjusted Carrying Value End of Third Quarter	8 Book/Adjusted Carrying Value December 31 Prior Year
ISSUER CREDIT OBLIGATIONS (ICO)								
1. NAIC 1 (a) .....	145,365,751	731,103,690	788,072,192	884,539	145,365,751	89,281,787	0	90,271,370
2. NAIC 2 (a) .....	43,578,258	534,334,960	522,698,876	657,412	43,578,258	55,871,755	0	53,442,816
3. NAIC 3 (a) .....	0	0	0	0	0	0	0	0
4. NAIC 4 (a) .....	0	0	0	0	0	0	0	0
5. NAIC 5 (a) .....	0	0	0	0	0	0	0	0
6. NAIC 6 (a) .....	0	0	0	0	0	0	0	0
7. Total ICO	188,944,009	1,265,438,651	1,310,771,068	1,541,951	188,944,009	145,153,542	0	143,714,186
ASSET-BACKED SECURITIES (ABS)								
8. NAIC 1 .....	73,526,205	17,511,258	4,669,323	16,914	73,526,205	86,385,054	0	72,309,413
9. NAIC 2 .....	42,617	0	686	85	42,617	42,016	0	43,990
10. NAIC 3 .....	0	0	0	0	0	0	0	0
11. NAIC 4 .....	0	0	0	0	0	0	0	0
12. NAIC 5 .....	0	0	0	0	0	0	0	0
13. NAIC 6 .....	0	0	0	0	0	0	0	0
14. Total ABS	73,568,822	17,511,258	4,670,009	16,998	73,568,822	86,427,070	0	72,353,403
PREFERRED STOCK								
15. NAIC 1 .....	0	0	0	0	0	0	0	0
16. NAIC 2 .....	0	0	0	0	0	0	0	0
17. NAIC 3 .....	0	0	0	0	0	0	0	0
18. NAIC 4 .....	0	0	0	0	0	0	0	0
19. NAIC 5 .....	0	0	0	0	0	0	0	0
20. NAIC 6 .....	0	0	0	0	0	0	0	0
21. Total Preferred Stock .....	0	0	0	0	0	0	0	0
22. Total ICO, ABS & Preferred Stock	262,512,831	1,282,949,909	1,315,441,077	1,558,949	262,512,831	231,580,612	0	216,067,589

(a) Book/Adjusted Carrying Value column for the end of the current reporting period includes the following amount of short-term and cash equivalent bonds by NAIC designation:

NAIC 1 \$ 47,893,860 ; NAIC 2 \$ 48,934,153 ; NAIC 3 \$ 0 NAIC 4 \$ 0 ; NAIC 5 \$ 0 ; NAIC 6 \$ 0

Schedule DA - Part 1 - Short-Term Investments

**N O N E**

Schedule DA - Verification - Short-Term Investments

**N O N E**

Schedule DB - Part A - Verification - Options, Caps, Floors, Collars, Swaps and Forwards

**N O N E**

Schedule DB - Part B - Verification - Futures Contracts

**N O N E**

Schedule DB - Part C - Section 1 - Replication (Synthetic Asset) Transactions (RSATs) Open

**N O N E**

Schedule DB-Part C-Section 2-Reconciliation of Replication (Synthetic Asset) Transactions Open

**N O N E**

Schedule DB - Verification - Book/Adjusted Carrying Value, Fair Value and Potential Exposure of  
Derivatives

**N O N E**

SCHEDULE E - PART 2 - VERIFICATION

(Cash Equivalents)

	1	2
	Year To Date	Prior Year Ended December 31
1. Book/adjusted carrying value, December 31 of prior year .....	101,638,091	128,064,655
2. Cost of cash equivalents acquired .....	2,692,580,162	4,171,381,290
3. Accrual of discount .....	3,110,034	5,650,747
4. Unrealized valuation increase/(decrease) .....	0	0
5. Total gain (loss) on disposals .....	(610)	11
6. Deduct consideration received on disposals .....	2,696,561,855	4,203,458,611
7. Deduct amortization of premium .....	0	0
8. Total foreign exchange change in book/adjusted carrying value .....	0	0
9. Deduct current year's other than temporary impairment recognized .....	0	0
10. Book/adjusted carrying value at end of current period (Lines 1+2+3+4+5-6-7+8-9) .....	100,765,823	101,638,091
11. Deduct total nonadmitted amounts .....	0	0
12. Statement value at end of current period (Line 10 minus Line 11)	100,765,823	101,638,091

Schedule A - Part 2 - Real Estate Acquired and Additions Made

**N O N E**

Schedule A - Part 3 - Real Estate Disposed

**N O N E**

Schedule B - Part 2 - Mortgage Loans Acquired and Additions Made

**N O N E**

Schedule B - Part 3 - Mortgage Loans Disposed, Transferred or Repaid

**N O N E**

Schedule BA - Part 2 - Other Long-Term Invested Assets Acquired and Additions Made

**N O N E**

Schedule BA - Part 3 - Other Long-Term Invested Assets Disposed, Transferred or Repaid

**N O N E**

STATEMENT AS OF JUNE 30, 2025 OF THE Humana Health Plan of Ohio Inc.

SCHEDULE D - PART 3

Show All Long-Term Bonds and Stock Acquired During the Current Quarter

1	2	3	4	5	6	7	8	9
CUSIP Identification	Description	Date Acquired	Name of Vendor	Number of Shares of Stock	Actual Cost	Par Value	Paid for Accrued Interest and Dividends	NAIC Designation, NAIC Designation Modifier and SVO Administrative Symbol
91282C-MY-4	UNITED STATES TREASURY	05/21/2025	HSBC SECURITIES INC.		1,990,394	2,000,000	4,484	1.A
0019999999	Subtotal - Issuer Credit Obligations - U.S. Government Obligations (Exempt from RBC)				1,990,394	2,000,000	4,484	XXX
015271-BA-6	ALEXANDRIA REAL ESTATE EQUITIES INC	06/24/2025	JP MORGAN SECS INC., - FIXED INCOME		152,442	160,000	1,478	2.A FE
06051G-LH-0	BANK OF AMERICA CORP	06/24/2025	Bank of America Securities		303,699	300,000	2,644	1.E FE
075887-CS-6	BECTON DICKINSON AND CO	06/24/2025	MORGAN STANLEY CO		199,490	200,000	3,889	2.B FE
172967-NN-7	CITIGROUP INC	06/24/2025	CITIGROUP GLOBAL MARKETS INC.		185,788	200,000	2,061	1.G FE
20030N-EP-2	COMCAST CORP	06/24/2025	MORGAN STANLEY CO		202,852	200,000	1,384	1.G FE
42250P-AE-3	HEALTHPEAK OP LLC	06/24/2025	WELLS FARGO SECURITIES		101,286	100,000	146	2.A FE
460690-BU-3	INTERPUBLIC GROUP OF COMPANIES INC	06/24/2025	US BANCORP INVESTMENTS INC.		80,831	80,000	119	2.B FE
50077L-BN-5	KRAFT HEINZ FOODS CO	06/24/2025	JEFFERIES & COMPANY, INC.		201,512	200,000	3,600	2.B FE
65339K-DL-1	NEXTERA ENERGY CAPITAL HOLDINGS INC	06/24/2025	BNP PARIBAS SECURITIES BOND		304,349	300,000	6,404	2.A FE
68389X-BE-4	ORACLE CORP	06/24/2025	Bank of America Securities		179,362	200,000	867	2.B FE
92343V-GY-4	VERIZON COMMUNICATIONS INC	06/24/2025	Bank of America Securities		194,058	200,000	3,452	2.A FE
0089999999	Subtotal - Issuer Credit Obligations - Corporate Bonds (Unaffiliated)				2,105,668	2,140,000	26,044	XXX
0489999999	Total - Issuer Credit Obligations (Unaffiliated)				4,096,062	4,140,000	30,527	XXX
0499999999	Total - Issuer Credit Obligations (Affiliated)				0	0	0	XXX
0509999997	Total - Issuer Credit Obligations - Part 3				4,096,062	4,140,000	30,527	XXX
0509999998	Total - Issuer Credit Obligations - Part 5				XXX	XXX	XXX	XXX
0509999999	Total - Issuer Credit Obligations				4,096,062	4,140,000	30,527	XXX
31320Q-Y6-7	FH SD3433 - RMBS	06/13/2025	MORGAN STANLEY CO		1,257,023	1,263,538	2,896	1.A
31320W-LL-5	FH SD8431 - RMBS	06/17/2025	CITIGROUP GLOBAL MARKETS INC.		595,539	600,039	1,558	1.A
3140W1-T6-8	FN FA1450 - RMBS	06/17/2025	CITIGROUP GLOBAL MARKETS INC.		596,202	600,046	1,558	1.A
31418E-YM-6	FN MAS215 - RMBS	04/28/2025	Various		1,448,998	1,452,599	6,214	1.A
31418E-ZL-7	FN MAS246 - RMBS	04/28/2025	BARCLAYS CAPITAL INC FIXED INC		544,556	545,750	2,335	1.A
31427N-XW-4	FH SL1592 - RMBS	06/13/2025	MORGAN STANLEY CO		3,714,580	3,740,000	8,571	1.A
1039999999	Subtotal - Asset-Backed Securities - Financial Asset-Backed - Self-Liquidating - Agency Residential Mortgage-Backed Securities - Not/Partially Guaranteed (Not Exempt from RBC)				8,156,897	8,201,972	23,132	XXX
44216X-AA-3	HGMT 25HGLR A - CMBS	06/13/2025	JP MORGAN SECS INC., - FIXED INCOME		100,813	100,000	235	1.A FE
1079999999	Subtotal - Asset-Backed Securities - Financial Asset-Backed - Self-Liquidating - Non-Agency Commercial Mortgage-Backed Securities (Unaffiliated)				100,813	100,000	235	XXX
63943E-AA-5	NAVEL 25A A - CDO	06/17/2025	BARCLAYS CAPITAL INC FIXED INC		901,845	902,000	0	1.A FE
1099999999	Subtotal - Asset-Backed Securities - Financial Asset-Backed - Self-Liquidating - Non-Agency - CLOs/CBOs/CDOs (Unaffiliated)				901,845	902,000	0	XXX
00833B-A6-3	AFRMT 252 A - ABS	06/18/2025	MORGAN STANLEY CO		1,652,784	1,653,000	0	1.A FE
35042N-AA-3	FFIN 2025-2 A - ABS	06/27/2025	GOLDMAN		1,476,699	1,477,000	0	1.A FE
50117L-AD-0	KCOT 252 A4 - ABS	06/17/2025	BANK OF NYC/MIZUHO SEC		233,939	294,000	0	1.A FE
68270D-AA-9	CMFIT 251 A - ABS	06/17/2025	BARCLAYS CAPITAL INC FIXED INC		999,895	1,000,000	0	1.A FE
78398H-AC-2	SFAST 2025-2 A3 - ABS	06/17/2025	BNP PARIBAS SECURITIES BOND		983,937	984,000	0	1.A FE
891950-AA-5	TALNT 251 A - ABS	06/05/2025	Bank of America Securities		960,716	961,000	0	1.A FE
92348K-EK-5	VZMT 256 A - ABS	06/17/2025	RBC CAPITAL MARKETS		1,727,752	1,728,000	0	1.A FE
1119999999	Subtotal - Asset-Backed Securities - Financial Asset-Backed - Self-Liquidating - Other Financial Asset-Backed Securities - Self-Liquidating (Unaffiliated)				8,095,722	8,097,000	0	XXX
29375T-AD-4	EFF 252 A4 - ABS	04/29/2025	JP MORGAN SECS INC., - FIXED INCOME		255,981	256,000	0	1.A FE
1519999999	Subtotal - Asset-Backed Securities - Non-Financial Asset-Backed Securities - Practical Expedient - Lease-Backed Securities - Practical Expedient (Unaffiliated)				255,981	256,000	0	XXX
1889999999	Total - Asset-Backed Securities (Unaffiliated)				17,511,258	17,556,972	23,367	XXX
1899999999	Total - Asset-Backed Securities (Affiliated)				0	0	0	XXX
1909999997	Total - Asset-Backed Securities - Part 3				17,511,258	17,556,972	23,367	XXX
1909999998	Total - Asset-Backed Securities - Part 5				XXX	XXX	XXX	XXX
1909999999	Total - Asset-Backed Securities				17,511,258	17,556,972	23,367	XXX
2009999999	Total - Issuer Credit Obligations and Asset-Backed Securities				21,607,321	21,696,972	53,894	XXX
4509999997	Total - Preferred Stocks - Part 3				0	XXX	0	XXX
4509999998	Total - Preferred Stocks - Part 5				XXX	XXX	XXX	XXX
4509999999	Total - Preferred Stocks				0	XXX	0	XXX
5989999997	Total - Common Stocks - Part 3				0	XXX	0	XXX

SCHEDULE D - PART 3

Show All Long-Term Bonds and Stock Acquired During the Current Quarter

1	2	3	4	5	6	7	8	9
CUSIP Identification	Description	Date Acquired	Name of Vendor	Number of Shares of Stock	Actual Cost	Par Value	Paid for Accrued Interest and Dividends	NAIC Designation, NAIC Designation Modifier and SVO Admini- strative Symbol
5989999998. Total - Common Stocks - Part 5					XXX	XXX	XXX	XXX
5989999999. Total - Common Stocks					0	XXX	0	XXX
5999999999. Total - Preferred and Common Stocks					0	XXX	0	XXX
6009999999 - Totals					21,607,321	XXX	53,894	XXX

STATEMENT AS OF JUNE 30, 2025 OF THE Humana Health Plan of Ohio Inc.

SCHEDULE D - PART 4

Show All Long-Term Bonds and Stock Sold, Redeemed or Otherwise Disposed of During the Current Quarter

1	2	3	4	5	6	7	8	9	Change In Book/Adjusted Carrying Value					15	16	17	18	19	20	21	
									10	11	12	13	14								
CUSIP Ident-ification	Description	Disposal Date	Name of Purchaser	Number of Shares of Stock	Consid-eration	Par Value	Actual Cost	Prior Year Book/ Adjusted Carrying Value	Unrealized Valuation Increase/(Decrease)	Current Year's (Amor-tization)/ Accretion	Current Year's Other Than Temporary Impairment Recogn-ized	Total Change in Book/ Adjusted Carrying Value (10 + 11 - 12)	Total Foreign Exchange Change in Book /Adjusted Carrying Value	Book/ Adjusted Carrying Value at Disposal Date	Foreign Exchange Gain (Loss) on Disposal	Realized Gain (Loss) on Disposal	Total Gain (Loss) on Disposal	Bond Interest/ Stock Dividends Received During Year	Stated Con-tractual Maturity Date	NAIC Desig-nation, NAIC Desig-nation Modifier and SVO Admini-strative Symbol	
..91282C-HF-1	UNITED STATES TREASURY .....	..04/04/2025	CITADEL SECURITIES LLC .....	.....	.....201,320	.....200,000	.....200,641	.....200,510	.....0	.....(23)	.....0	.....(23)	.....0	.....200,487	.....0	.....833	.....833	.....2,637	..05/31/2030	1.A .....	
..91282C-MM-0	UNITED STATES TREASURY .....	..04/04/2025	JP MORGAN SECS INC., - FIXED INCOME .....	.....	.....2,113,902	.....2,000,000	.....2,062,582	.....0	.....0	.....(233)	.....0	.....(233)	.....0	.....2,062,349	.....0	.....51,553	.....51,553	.....13,032	..02/15/2035	1.A .....	
0019999999. Subtotal - Issuer Credit Obligations - U.S. Government Obligations (Exempt from RBC)					2,315,222	2,200,000	2,263,223	200,510	0	(256)	0	(256)	0	2,262,836	0	52,386	52,386	15,669	XXX	XXX	
..57584X-XZ-9	MASSACHUSETTS ST DEV FIN AGY REV .....	..04/22/2025	JP MORGAN SECS INC., - FIXED INCOME .....	.....	.....20,213	.....20,000	.....25,142	.....20,882	.....0	.....(175)	.....0	.....(175)	.....0	.....20,707	.....0	.....(494)	.....(494)	.....772	..07/15/2031	1.A FE .....	
..956622-K3-7	WEST VIRGINIA ST HOSP FIN AUTH HOSP REV .....	..06/01/2025	Maturity @ 100.00 .....	.....	.....345,000	.....345,000	.....432,416	.....349,380	.....0	.....(4,380)	.....0	.....(4,380)	.....0	.....345,000	.....0	.....0	.....0	.....8,625	..06/01/2025	1.F FE .....	
0059999999. Subtotal - Issuer Credit Obligations - Municipal Bonds - Special Revenues					365,213	365,000	457,559	370,263	0	(4,555)	0	(4,555)	0	365,707	0	(494)	(494)	9,397	XXX	XXX	
..172967-PF-2	CITIGROUP INC .....	..06/26/2025	MORGAN STANLEY CO .....	.....	.....61,098	.....60,000	.....60,000	.....60,000	.....0	.....0	.....0	.....0	.....0	.....60,000	.....0	.....1,098	.....1,098	.....2,708	..02/13/2030	1.G FE .....	
..571748-BN-1	MARSH & MCLENNAN COMPANIES INC .....	..06/26/2025	PERSHING LLC .....	.....	.....40,231	.....45,000	.....37,777	.....39,056	.....0	.....432	.....0	.....432	.....0	.....39,488	.....0	.....743	.....743	.....624	..11/15/2030	1.G FE .....	
..65339K-QM-0	NEXTERA ENERGY CAPITAL HOLDINGS INC .....	..06/12/2025	MORGAN STANLEY CO .....	.....	.....90,875	.....90,000	.....89,814	.....89,853	.....0	.....23	.....0	.....23	.....0	.....89,876	.....0	.....999	.....999	.....3,491	..02/28/2028	2.A FE .....	
..756109-BS-2	REALTY INCOME CORP .....	..06/12/2025	BONY/TORONTO DOMINION SECURITI .....	.....	.....45,355	.....45,000	.....44,527	.....44,661	.....0	.....35	.....0	.....35	.....0	.....44,696	.....0	.....659	.....659	.....1,046	..12/15/2028	1.G FE .....	
0089999999. Subtotal - Issuer Credit Obligations - Corporate Bonds (Unaffiliated)					237,558	240,000	232,117	233,570	0	490	0	490	0	234,060	0	3,498	3,498	7,869	XXX	XXX	
0489999999. Total - Issuer Credit Obligations (Unaffiliated)					2,917,994	2,805,000	2,952,899	804,342	0	(4,321)	0	(4,321)	0	2,862,603	0	55,390	55,390	32,935	XXX	XXX	
0499999999. Total - Issuer Credit Obligations (Affiliated)					0	0	0	0	0	0	0	0	0	0	0	0	0	0	0	XXX	XXX
0509999997. Total - Issuer Credit Obligations - Part 4					2,917,994	2,805,000	2,952,899	804,342	0	(4,321)	0	(4,321)	0	2,862,603	0	55,390	55,390	32,935	XXX	XXX	
0509999998. Total - Issuer Credit Obligations - Part 5					XXX	XXX	XXX	XXX	XXX	XXX	XXX	XXX	XXX	XXX	XXX	XXX	XXX	XXX	XXX	XXX	XXX
0509999999. Total - Issuer Credit Obligations					2,917,994	2,805,000	2,952,899	804,342	0	(4,321)	0	(4,321)	0	2,862,603	0	55,390	55,390	32,935	XXX	XXX	
..3131XX-WS-6	FH ZIM4257 - RMBS .....	..06/01/2025	Paydown .....	.....	.....1,832	.....1,832	.....1,950	.....1,999	.....0	.....(167)	.....0	.....(167)	.....0	.....1,832	.....0	.....0	.....0	.....27	..09/01/2047	1.A .....	
..3132DN-4N-2	FH SD0829 - RMBS .....	..06/01/2025	Paydown .....	.....	.....12,799	.....12,799	.....13,203	.....13,170	.....0	.....(371)	.....0	.....(371)	.....0	.....12,799	.....0	.....0	.....0	.....143	..01/01/2052	1.A .....	
..3132DN-5C-3	FH SD1743 - RMBS .....	..06/01/2025	Paydown .....	.....	.....4,687	.....4,687	.....4,450	.....4,457	.....0	.....230	.....0	.....230	.....0	.....4,687	.....0	.....0	.....0	.....76	..10/01/2052	1.A .....	
..3132DN-7K-3	FH SD1798 - RMBS .....	..06/01/2025	Paydown .....	.....	.....1,947	.....1,947	.....1,975	.....1,974	.....0	.....(27)	.....0	.....(27)	.....0	.....1,947	.....0	.....0	.....0	.....44	..11/01/2052	1.A .....	
..3132DN-7L-1	FH SD1799 - RMBS .....	..06/01/2025	Paydown .....	.....	.....2,935	.....2,935	.....2,974	.....2,970	.....0	.....(36)	.....0	.....(36)	.....0	.....2,935	.....0	.....0	.....0	.....72	..11/01/2052	1.A .....	
..3132DN-E2-5	FH SD1053 - RMBS .....	..06/01/2025	Paydown .....	.....	.....3,024	.....3,024	.....3,037	.....3,036	.....0	.....(12)	.....0	.....(12)	.....0	.....3,024	.....0	.....0	.....0	.....43	..06/01/2052	1.A .....	
..3132DN-G5-6	FH SD1120 - RMBS .....	..06/01/2025	Paydown .....	.....	.....3,489	.....3,489	.....3,548	.....3,550	.....0	.....(61)	.....0	.....(61)	.....0	.....3,489	.....0	.....0	.....0	.....62	..06/01/2052	1.A .....	
..3132DN-NS-8	FH SD1301 - RMBS .....	..06/01/2025	Paydown .....	.....	.....53,613	.....53,613	.....54,894	.....54,818	.....0	.....(1,205)	.....0	.....(1,205)	.....0	.....53,613	.....0	.....0	.....0	.....1,088	..07/01/2052	1.A .....	
..3132DN-QH-9	FH SD1356 - RMBS .....	..06/01/2025	Paydown .....	.....	.....21,152	.....21,152	.....21,611	.....21,597	.....0	.....(445)	.....0	.....(445)	.....0	.....21,152	.....0	.....0	.....0	.....435	..07/01/2052	1.A .....	
..3132DN-VJ-9	FH SD1517 - RMBS .....	..06/01/2025	Paydown .....	.....	.....656	.....656	.....657	.....656	.....0	.....(1)	.....0	.....(1)	.....0	.....656	.....0	.....0	.....0	.....13	..09/01/2052	1.A .....	
..3132DN-VR-1	FH SD1524 - RMBS .....	..06/01/2025	Paydown .....	.....	.....1,666	.....1,666	.....1,583	.....1,584	.....0	.....83	.....0	.....83	.....0	.....1,666	.....0	.....0	.....0	.....28	..08/01/2052	1.A .....	
..3132DN-V5-6	FH SD1632 - RMBS .....	..04/04/2025	Var ious .....	.....	.....118,835	.....116,822	.....117,096	.....117,033	.....0	.....(31)	.....0	.....(31)	.....0	.....117,001	.....0	.....1,833	.....1,833	.....2,246	..09/01/2052	1.A .....	
..3132DN-Y7-2	FH SD1634 - RMBS .....	..04/04/2025	Var ious .....	.....	.....75,767	.....74,337	.....74,755	.....74,723	.....0	.....(33)	.....0	.....(33)	.....0	.....74,691	.....0	.....1,076	.....1,076	.....1,431	..09/01/2052	1.A .....	
..3132DN-Y8-0	FH SD1635 - RMBS .....	..06/01/2025	Paydown .....	.....	.....3,428	.....3,428	.....3,473	.....3,469	.....0	.....(41)	.....0	.....(41)	.....0	.....3,428	.....0	.....0	.....0	.....75	..09/01/2052	1.A .....	
..3132DP-KY-3	FH SD2111 - RMBS .....	..06/01/2025	Paydown .....	.....	.....506	.....506	.....492	.....493	.....0	.....13	.....0	.....13	.....0	.....506	.....0	.....9	.....9	.....9	..12/01/2052	1.A .....	
..3132DQ-C6-1	FH SD2793 - RMBS .....	..06/01/2025	Paydown .....	.....	.....398	.....398	.....389	.....389	.....0	.....9	.....0	.....9	.....0	.....398	.....0	.....9	.....9	.....9	..03/01/2053	1.A .....	
..3132DQ-QV-1	FH SD3168 - RMBS .....	..06/01/2025	Paydown .....	.....	.....2,346	.....2,346	.....2,327	.....2,328	.....0	.....18	.....0	.....18	.....0	.....2,346	.....0	.....0	.....0	.....49	..06/01/2053	1.A .....	
..3132DS-4G-4	FH SD5323 - RMBS .....	..06/01/2025	Paydown .....	.....	.....18,530	.....18,530	.....17,979	.....17,982	.....0	.....548	.....0	.....548	.....0	.....18,530	.....0	.....0	.....0	.....305	..01/01/2054	1.A .....	
..3132DS-B3-5	FH SD4558 - RMBS .....	..06/01/2025	Paydown .....	.....	.....11,443	.....11,443	.....10,831	.....10,844	.....0	.....599	.....0	.....599	.....0	.....11,443	.....0	.....0	.....0	.....185	..10/01/2052	1.A .....	
..3132DT-MZ-0	FH SD5776 - RMBS .....	..06/01/2025	Paydown .....	.....	.....15,684	.....15,684	.....15,500	.....15,502	.....0	.....182	.....0	.....182	.....0	.....15,684	.....0	.....0	.....0	.....250	..07/01/2050	1.A .....	
..3132DU-TT-4	FEDERAL HOME LOAN MORTGAGE CORPORATION - .....	..04/04/2025	Var ious .....	.....	.....1,001,561	.....989,431	.....986,184	.....986,185	.....0	.....18	.....0	.....18	.....0	.....986,203	.....0	.....15,358	.....15,358	.....19,040	..10/01/2054	1.A .....	
..3132DV-5Z-4	FH SD8064 - RMBS .....	..06/01/2025	Paydown .....	.....	.....2,271	.....2,271	.....2,173	.....2,177	.....0	.....94	.....0	.....94	.....0	.....2,271	.....0	.....0	.....0	.....36	..05/01/2050	1.A .....	
..3132DV-LA-1	FH SD7521 - RMBS .....	..06/01/2025	Paydown .....	.....	.....5,380	.....5,380	.....5,759	.....5,757	.....0	.....(377)	.....0	.....(377)	.....0	.....5,380	.....0	.....0	.....0	.....56	..07/01/2050	1.A .....	
..3132DV-LC-7	FH SD7523 - RMBS .....	..06/01/2025	Paydown .....	.....	.....2,634	.....2,634	.....2,810	.....2,810	.....0	.....(176)	.....0	.....(176)	.....0	.....2,634	.....0	.....0	.....0	.....27	..08/01/2050	1.A .....	
..3132DV-LV-5	FH SD7540 - RMBS .....	..06/01/2025	Paydown .....	.....	.....3,304	.....3,304	.....3,484	.....3,473	.....0	.....(169)	.....0	.....(169)	.....0	.....3,304	.....0	.....0	.....0	.....35	..05/01/2051	1.A .....	
..3132DW-GN-7	FH SD8305 - RMBS .....	..06/01/2025	Paydown .....	.....	.....6,110	.....6,110	.....5,925	.....5,927	.....0	.....182	.....0	.....182	.....0	.....6,110	.....0	.....0	.....0	.....99	..03/01/2053	1.A .....	
..3132EO-E5-7	FH SD3756 - RMBS .....	..06/01/2025	Paydown .....	.....	.....31,695	.....31,695	.....30,765	.....30,796	.....0	.....900	.....0	.....900	.....0	.....31,695	.....0	.....0	.....0	.....590	..09/01/2053	1.A .....	
..3132EO-E6-5	FH SD3757 - RMBS .....	..06/01/2025	Paydown .....	.....	.....8,990	.....8,990	.....8,755	.....8,763	.....0	.....227	.....0	.....227	.....0	.....8,990	.....0	.....0	.....0	.....172	..08/01/2053	1.A .....	
..3132EO-ZJ-4	FH SD4345 - RMBS .....	..06/01/2025	Paydown .....	.....	.....92,474	.....92,474	.....89,642	.....89,733	.....0	.....2,742	.....0	.....2,742	.....0	.....92,474	.....0	.....0	.....0	.....1,943	..10/01/2053	1.A .....	
..31334Y-P5-0	FH QA2244 - RMBS .....	..06/01/2025	Paydown .....	.....	.....218	.....218	.....231	.....234	.....0	.....(16)	.....0	.....(16)	.....0	.....218	.....0	.....3	.....3	.....3	..07/01/2046	1.A .....	
..3133AS-KA-0	FH OC7489 - RMBS .....	..06/01/2025	Paydown .....	.....	.....4,794	.....4,794	.....4,873	.....4,862	.....0	.....(69)	.....0	.....(69)	.....0	.....4,794	.....0	.....0	.....0	.....44	..09/01/2051	1.A .....	
..3133BG-C6-3	FH QE6393 - RMBS .....	..06/01/2025	Paydown .....	.....	.....35,454	.....35,454	.....35,664	.....35,661	.....0	.....(207)	.....0	.....(207)	.....0	.....35,454	.....0	.....0	.....0	.....805	..07/01/2052	1.A .....	
..3133BJ-NS-7	FH QE8501 - RMBS .....	..06/0																			

STATEMENT AS OF JUNE 30, 2025 OF THE Humana Health Plan of Ohio Inc.

SCHEDULE D - PART 4

Show All Long-Term Bonds and Stock Sold, Redeemed or Otherwise Disposed of During the Current Quarter

1	2	3	4	5	6	7	8	9	Change In Book/Adjusted Carrying Value					15	16	17	18	19	20	21
									10	11	12	13	14							
CUSIP Ident-ification	Description	Disposal Date	Name of Purchaser	Number of Shares of Stock	Consid-eration	Par Value	Actual Cost	Prior Year Book/ Adjusted Carrying Value	Unrealized Valuation Increase/ (Decrease)	Current Year's (Amor-tization)/ Accretion	Current Year's Other Than Temporary Impairment Recogn-ized	Total Change in Book/ Adjusted Carrying Value (10 + 11 - 12)	Total Foreign Exchange Change in Book /Adjusted Carrying Value	Book/ Adjusted Carrying Value at Disposal Date	Foreign Exchange Gain (Loss) on Disposal	Realized Gain (Loss) on Disposal	Total Gain (Loss) on Disposal	Bond Interest/ Stock Dividends Received During Year	Stated Con-tractual Maturity Date	NAIC Desig-nation, NAIC Desig-nation Modifier and SVO Admini-strative Symbol
..3133BM-06-5	FH QF0477 - RMBS	06/01/2025	Paydown		8,783	8,783	8,867	8,869	0	(86)	0	(86)	0	8,783	0	0	0	158	09/01/2052	1.A
..3133BQ-5W-2	FH QF3561 - RMBS	06/01/2025	Paydown		4,604	4,604	4,686	4,688	0	(84)	0	(84)	0	4,604	0	0	0	109	11/01/2052	1.A
..3133KK-3X-5	FH RA4414 - RMBS	06/01/2025	Paydown		9,520	9,520	10,117	10,098	0	(578)	0	(578)	0	9,520	0	0	0	97	01/01/2051	1.A
..3133KM-RT-4	FH RA5898 - RMBS	06/01/2025	Paydown		1,537	1,537	1,562	1,560	0	(23)	0	(23)	0	1,537	0	0	0	12	09/01/2051	1.A
..3133KN-KX-0	FH RA6610 - RMBS	06/01/2025	Paydown		16,975	16,975	17,371	17,346	0	(371)	0	(371)	0	16,975	0	0	0	216	01/01/2052	1.A
..3133KP-YM-4	FH RA7916 - RMBS	06/01/2025	Paydown		3,245	3,245	3,160	3,163	0	82	0	82	0	3,245	0	0	0	56	09/01/2052	1.A
..3133KQ-VZ-6	FH RA8732 - RMBS	06/01/2025	Paydown		2,879	2,879	2,866	2,866	0	13	0	13	0	2,879	0	0	0	63	03/01/2053	1.A
..3137BP-DW-6	FHR 4583 UP - CMO/RMBS	06/01/2025	Paydown		9,382	9,382	9,821	9,842	0	(460)	0	(460)	0	9,382	0	0	0	113	07/15/2045	1.A
..3137BS-ZE-6	FHR 4631 GP - CMO/RMBS	06/01/2025	Paydown		6,690	6,690	7,164	7,230	0	(540)	0	(540)	0	6,690	0	0	0	106	03/15/2046	1.A
..3140HD-7A-6	FN BK0888 - RMBS	06/01/2025	Paydown		2,268	2,268	2,449	2,645	0	(377)	0	(377)	0	2,268	0	0	0	40	07/01/2048	1.A
..3140J8-UX-9	FN BMA197 - RMBS	06/01/2025	Paydown		118	118	125	127	0	(9)	0	(9)	0	118	0	1	0	1	03/01/2047	1.A
..3140KV-EU-0	FN BQ9146 - RMBS	06/01/2025	Paydown		1,270	1,270	1,316	1,312	0	(43)	0	(43)	0	1,270	0	0	0	11	12/01/2050	1.A
..3140KV-F5-4	FN BQ9187 - RMBS	06/01/2025	Paydown		1,071	1,071	1,111	1,109	0	(38)	0	(38)	0	1,071	0	0	0	8	01/01/2051	1.A
..3140KV-GN-4	FN BQ9204 - RMBS	06/01/2025	Paydown		1,080	1,080	1,120	1,117	0	(38)	0	(38)	0	1,080	0	0	0	10	01/01/2051	1.A
..3140KX-SP-2	FN BR0525 - RMBS	06/01/2025	Paydown		895	895	932	929	0	(34)	0	(34)	0	895	0	0	0	8	12/01/2050	1.A
..3140LO-C8-8	FN BR1894 - RMBS	06/01/2025	Paydown		2,515	2,515	2,611	2,601	0	(86)	0	(86)	0	2,515	0	0	0	20	01/01/2051	1.A
..3140LO-D4-6	FN BR1922 - RMBS	06/01/2025	Paydown		1,620	1,620	1,683	1,679	0	(59)	0	(59)	0	1,620	0	0	0	13	01/01/2051	1.A
..3140LO-DR-5	FN BR1911 - RMBS	06/01/2025	Paydown		2,327	2,327	2,413	2,406	0	(79)	0	(79)	0	2,327	0	0	0	21	01/01/2051	1.A
..3140MR-2N-6	FN BW0780 - RMBS	06/01/2025	Paydown		610	610	618	617	0	(7)	0	(7)	0	610	0	0	0	10	08/01/2052	1.A
..3140MY-AD-4	FN BW6303 - RMBS	06/01/2025	Paydown		26,546	26,546	26,799	26,826	0	(280)	0	(280)	0	26,546	0	0	0	479	08/01/2052	1.A
..3140N3-A5-8	FN BW9927 - RMBS	06/01/2025	Paydown		7,460	7,460	7,560	7,553	0	(94)	0	(94)	0	7,460	0	0	0	173	10/01/2052	1.A
..3140O9-4Z-3	FN CA2639 - RMBS	06/01/2025	Paydown		600	600	590	591	0	9	0	9	0	600	0	0	0	12	11/01/2048	1.A
..3140O9-MM-2	FN CA2163 - RMBS	06/01/2025	Paydown		4,273	4,273	4,247	4,247	0	26	0	26	0	4,273	0	0	0	73	08/01/2048	1.A
..3140QE-AP-7	FN CA6313 - RMBS	06/01/2025	Paydown		6,156	6,156	6,573	6,650	0	(494)	0	(494)	0	6,156	0	0	0	73	07/01/2050	1.A
..3140QE-DX-7	FN CA6417 - RMBS	06/01/2025	Paydown		6,343	6,343	6,781	6,843	0	(500)	0	(500)	0	6,343	0	0	0	77	07/01/2050	1.A
..3140QE-KY-7	FN CA6610 - RMBS	06/01/2025	Paydown		4,360	4,360	4,661	4,718	0	(358)	0	(358)	0	4,360	0	0	0	57	08/01/2050	1.A
..3140QE-VJ-5	FN CA7012 - RMBS	06/01/2025	Paydown		6,709	6,709	6,881	6,872	0	(164)	0	(164)	0	6,709	0	0	0	56	09/01/2050	1.A
..3140OF-AE-6	FN CA8020 - RMBS	06/01/2025	Paydown		3,241	3,241	3,441	3,427	0	(185)	0	(185)	0	3,241	0	0	0	34	12/01/2050	1.A
..3140OG-3C-9	FN CA8894 - RMBS	06/01/2025	Paydown		6,374	6,374	6,807	6,774	0	(400)	0	(400)	0	6,374	0	0	0	69	02/01/2051	1.A
..3140OG-U4-7	FN CA8702 - RMBS	06/01/2025	Paydown		13,594	13,594	14,522	14,279	0	(685)	0	(685)	0	13,594	0	0	0	141	01/01/2036	1.A
..3140OG-ZQ-3	FN CA8850 - RMBS	06/01/2025	Paydown		3,693	3,693	3,828	3,816	0	(122)	0	(122)	0	3,693	0	0	0	31	02/01/2051	1.A
..3140QL-MY-9	FN CB1274 - RMBS	06/01/2025	Paydown		3,015	3,015	3,151	3,139	0	(124)	0	(124)	0	3,015	0	0	0	31	08/01/2051	1.A
..3140QM-ST-7	FN CB2657 - RMBS	06/01/2025	Paydown		1,147	1,147	1,171	1,168	0	(21)	0	(21)	0	1,147	0	0	0	14	01/01/2052	1.A
..3140QM-VP-6	FN CB2421 - RMBS	06/01/2025	Paydown		6,482	6,482	6,837	6,805	0	(323)	0	(323)	0	6,482	0	0	0	84	12/01/2051	1.A
..3140QP-BA-4	FN CB3632 - RMBS	06/01/2025	Paydown		44,695	44,695	46,127	46,101	0	(1,406)	0	(1,406)	0	44,695	0	0	0	754	05/01/2052	1.A
..3140QP-BG-1	FN CB3638 - RMBS	06/01/2025	Paydown		2,893	2,893	2,940	2,940	0	(46)	0	(46)	0	2,893	0	0	0	54	05/01/2052	1.A
..3140QP-ZB-6	FN CB4337 - RMBS	06/01/2025	Paydown		2,406	2,406	2,450	2,447	0	(42)	0	(42)	0	2,406	0	0	0	46	08/01/2052	1.A
..3140QP-ZE-0	FN CB4340 - RMBS	06/01/2025	Paydown		4,518	4,518	4,536	4,533	0	(16)	0	(16)	0	4,518	0	0	0	78	08/01/2052	1.A
..3140QQ-F6-7	FN CB4688 - RMBS	06/01/2025	Paydown		39,468	39,468	40,627	40,611	0	(1,143)	0	(1,143)	0	39,468	0	0	0	795	09/01/2052	1.A
..3140QQ-GA-7	FN CB4692 - RMBS	06/01/2025	Paydown		14,690	14,690	15,034	15,009	0	(319)	0	(319)	0	14,690	0	0	0	352	09/01/2052	1.A
..3140QQ-LM-5	FN CB5087 - RMBS	06/01/2025	Paydown		1,142	1,142	1,165	1,163	0	(21)	0	(21)	0	1,142	0	0	0	26	11/01/2052	1.A
..3140X8-3F-2	FN FMS297 - RMBS	06/01/2025	Paydown		1,341	1,341	1,434	1,456	0	(115)	0	(115)	0	1,341	0	0	0	16	11/01/2050	1.A
..3140X8-G6-8	FN FIM720 - RMBS	06/01/2025	Paydown		5,820	5,820	6,218	6,282	0	(462)	0	(462)	0	5,820	0	0	0	75	10/01/2050	1.A
..3140X8-UU-9	FN FMS094 - RMBS	06/01/2025	Paydown		8,753	8,753	9,356	9,662	0	(909)	0	(909)	0	8,753	0	0	0	129	06/01/2049	1.A
..3140X8-VR-4	FN FMS155 - RMBS	06/01/2025	Paydown		905	905	941	936	0	(31)	0	(31)	0	905	0	0	0	8	12/01/2050	1.A
..3140X8-V6-8	FN FMS232 - RMBS	06/01/2025	Paydown		723	723	773	782	0	(59)	0	(59)	0	723	0	0	0	9	06/01/2050	1.A
..3140X8-V7-6	FN FMS233 - RMBS	06/01/2025	Paydown		2,580	2,580	2,749	2,747	0	(167)	0	(167)	0	2,580	0	0	0	30	11/01/2050	1.A
..3140X8-YK-7	FN FMS213 - RMBS	06/01/2025	Paydown		2,038	2,038	2,121	2,115	0	(77)	0	(77)	0	2,038	0	0	0	17	12/01/2050	1.A
..3140X9-JB-2	FN FMS657 - RMBS	06/01/2025	Paydown		564	564	601	609	0	(44)	0	(44)	0	564	0	0	0	7	12/01/2050	1.A
..3140X9-UJ-2	FN FMS984 - RMBS	06/01/2025	Paydown		12,103	12,103	12,504	12,464	0	(361)	0	(361)	0	12,103	0	0	0	107	02/01/2051	1.A
..3140X9-WD-3	FN FIM6043 - RMBS	06/01/2025	Paydown		6,713	6,713	7,152	7,311	0	(598)	0	(598)	0	6,713	0	0	0	99	06/01/2049	1.A
..3140XB-QD-5	FN FIM7651 - RMBS	06/01/2025	Paydown		12,080	12,080	12,387	12,408	0	(328)	0	(328)	0	12,080	0	0	0	222	09/01/2049	1.A
..3140XB-X7-0	FN FIM7901 - RMBS	06/01/2025	Paydown		678	678	709	706	0	(28)	0	(28)	0	678	0	0	0	7	07/01/2051	1.A
..3140XC-4Z-8	FN FIM8939 - RMBS	06/01/2025	Paydown		6,214	6,214	6,273	6,266	0	(52)	0	(52)	0	6,214	0	0	0	52	10/01/2051	1.A



STATEMENT AS OF JUNE 30, 2025 OF THE Humana Health Plan of Ohio Inc.

SCHEDULE D - PART 4

Show All Long-Term Bonds and Stock Sold, Redeemed or Otherwise Disposed of During the Current Quarter

1	2	3	4	5	6	7	8	9	Change In Book/Adjusted Carrying Value					15	16	17	18	19	20	21
									10	11	12	13	14							
CUSIP Ident-ification	Description	Disposal Date	Name of Purchaser	Number of Shares of Stock	Consid-eration	Par Value	Actual Cost	Prior Year Book/ Adjusted Carrying Value	Unrealized Valuation Increase/ (Decrease)	Current Year's (Amor-tization)/ Accretion	Current Year's Other Than Temporary Impairment Recogn-ized	Total Change in Book/ Adjusted Carrying Value (10 + 11 - 12)	Total Foreign Exchange Change in Book /Adjusted Carrying Value	Book/ Adjusted Carrying Value at Disposal Date	Foreign Exchange Gain (Loss) on Disposal	Realized Gain (Loss) on Disposal	Total Gain (Loss) on Disposal	Bond Interest/ Stock Dividends Received During Year	Stated Con-tractual Maturity Date	NAIC Desig-nation, NAIC Desig-nation Modifier and SVO Admini-strative Symbol
..3140XC-YX-0	FN FM8825 - RMBS	06/01/2025	Paydown		1,492	1,492	1,517	1,514	0	(22)	0	(22)	0	1,492	0	0	0	12	09/01/2051	1.A
..3140XD-ZJ-4	FN FM9776 - RMBS	06/01/2025	Paydown		26,872	26,872	27,594	27,560	0	(688)	0	(688)	0	26,872	0	0	0	333	11/01/2051	1.A
..3140XF-H3-8	FN FS0249 - RMBS	06/01/2025	Paydown		10,393	10,393	10,808	10,762	0	(370)	0	(370)	0	10,393	0	0	0	130	01/01/2052	1.A
..3140XF-H5-3	FN FS0251 - RMBS	06/01/2025	Paydown		26,530	26,530	27,500	27,397	0	(868)	0	(868)	0	26,530	0	0	0	339	01/01/2052	1.A
..3140XF-HY-0	FN FS0246 - RMBS	06/01/2025	Paydown		1,039	1,039	1,085	1,080	0	(41)	0	(41)	0	1,039	0	0	0	13	01/01/2052	1.A
..3140XF-LL-3	FN FS0330 - RMBS	06/01/2025	Paydown		12,071	12,071	12,480	12,446	0	(375)	0	(375)	0	12,071	0	0	0	154	01/01/2052	1.A
..3140XG-7F-0	FN FS1793 - RMBS	06/01/2025	Paydown		5,895	5,895	5,926	5,924	0	(29)	0	(29)	0	5,895	0	0	0	109	05/01/2052	1.A
..3140XG-CH-0	FN FS0971 - RMBS	06/01/2025	Paydown		1,780	1,780	1,790	1,789	0	(9)	0	(9)	0	1,780	0	0	0	26	01/01/2052	1.A
..3140XG-TV-1	FN FS1463 - RMBS	06/01/2025	Paydown		30,101	30,101	29,574	29,576	0	525	0	525	0	30,101	0	0	0	508	05/01/2051	1.A
..3140XG-VJ-5	FN FS1516 - RMBS	06/01/2025	Paydown		12,471	12,471	12,462	12,471	0	11	0	11	0	12,471	0	0	0	177	05/01/2052	1.A
..3140XG-WM-7	FN FS1551 - RMBS	06/01/2025	Paydown		1,992	1,992	2,007	2,006	0	(14)	0	(14)	0	1,992	0	0	0	42	03/01/2050	1.A
..3140XG-ZA-0	FN FS1636 - RMBS	06/01/2025	Paydown		10,578	10,578	10,603	10,599	0	(21)	0	(21)	0	10,578	0	0	0	186	04/01/2052	1.A
..3140XH-3U-9	FN FS2610 - RMBS	06/01/2025	Paydown		1,306	1,306	1,326	1,326	0	(19)	0	(19)	0	1,306	0	0	0	23	08/01/2052	1.A
..3140XH-6Y-8	FN FS2686 - RMBS	06/01/2025	Paydown		2,620	2,620	2,639	2,640	0	(20)	0	(20)	0	2,620	0	0	0	48	08/01/2052	1.A
..3140XH-JL-2	FN FS2066 - RMBS	06/01/2025	Paydown		50,942	50,942	48,276	48,307	0	2,635	0	2,635	0	50,942	0	0	0	888	06/01/2052	1.A
..3140XH-NC-7	FN FS2186 - RMBS	06/01/2025	Paydown		6,587	6,587	6,324	6,324	0	262	0	262	0	6,587	0	0	0	113	06/01/2052	1.A
..3140XJ-LC-5	FN FS3022 - RMBS	06/01/2025	Paydown		1,077	1,077	1,046	1,048	0	29	0	29	0	1,077	0	0	0	18	10/01/2052	1.A
..3140XJ-OG-1	FN FS3154 - RMBS	06/01/2025	Paydown		2,123	2,123	2,097	2,098	0	25	0	25	0	2,123	0	0	0	39	07/01/2052	1.A
..3140XJ-WK-5	FN FS3349 - RMBS	06/01/2025	Paydown		3,118	3,118	3,052	3,053	0	65	0	65	0	3,118	0	0	0	56	09/01/2052	1.A
..3140XL-SL-8	FN FS5350 - RMBS	06/01/2025	Paydown		264,703	264,703	253,453	253,180	0	11,523	0	11,523	0	264,703	0	0	0	4,381	10/01/2052	1.A
..3140XM-E7-7	FN FS5557 - RMBS	04/04/2025	Various		378,306	409,315	371,102	370,951	0	533	0	533	0	371,484	0	6,822	6,822	5,013	09/01/2052	1.A
..3140XM-J6-4	FN FS5684 - RMBS	06/01/2025	Paydown		1,981	1,981	1,884	1,885	0	96	0	96	0	1,981	0	0	0	31	04/01/2053	1.A
..3140XN-BU-7	FN FS6350 - RMBS	06/01/2025	Paydown		91,377	91,377	88,579	88,601	0	2,776	0	2,776	0	91,377	0	0	0	1,668	10/01/2053	1.A
..3140XP-TH-2	FN FS7751 - RMBS	06/01/2025	Paydown		27,321	27,321	26,510	26,516	0	805	0	805	0	27,321	0	0	0	439	03/01/2053	1.A
..31418C-MG-6	FN MA3058 - RMBS	06/01/2025	Paydown		4,509	4,509	4,875	5,071	0	(561)	0	(561)	0	4,509	0	0	0	73	07/01/2047	1.A
..31418D-HL-9	FN MA3834 - RMBS	06/01/2025	Paydown		1,150	1,150	1,201	1,232	0	(83)	0	(83)	0	1,150	0	0	0	14	11/01/2049	1.A
..31418E-DE-7	FN MA4600 - RMBS	06/01/2025	Paydown		124,397	124,397	113,979	114,001	0	10,396	0	10,396	0	124,397	0	0	0	1,829	05/01/2052	1.A
..31418E-KS-8	FN MA4804 - RMBS	06/01/2025	Paydown		20,065	20,065	19,141	19,158	0	907	0	907	0	20,065	0	0	0	333	11/01/2052	1.A
..31418E-YM-6	FN MA5215 - RMBS	06/01/2025	Paydown		21,326	21,326	21,273	0	0	53	0	53	0	21,326	0	0	0	152	12/01/2053	1.A
..31418E-ZL-7	FN MA5246 - RMBS	06/01/2025	Paydown		10,595	10,595	10,572	0	0	23	0	23	0	10,595	0	0	0	71	01/01/2054	1.A
..35563P-LH-0	SCRT 2019-3 MA - CMO/RMBS	06/01/2025	Paydown		1,678	1,678	1,754	1,723	0	(44)	0	(44)	0	1,678	0	0	0	24	10/25/2058	1.A
..35563P-ML-0	SCRT 2019-4 MA - CMO/RMBS	06/01/2025	Paydown		1,366	1,366	1,396	1,384	0	(18)	0	(18)	0	1,366	0	0	0	17	02/25/2059	1.A
1039999999. Subtotal - Asset-Backed Securities - Financial Asset-Backed - Self-Liquidating - Agency Residential Mortgage-Backed Securities - Not/Partially Guaranteed (Not Exempt from RBC)					3,066,184	3,081,620	3,023,922	2,992,189	0	17,061	0	17,061	0	3,041,095	0	25,090	25,090	52,253	XXX	XXX
..05946X-BV-4	BAFC 2003-1 A1 - CMO/RMBS	06/01/2025	Paydown		6	6	6	6	0	0	0	0	0	6	0	0	0	0	05/20/2033	1.D FE
..33852J-AE-8	FSMT 217 A5 - CMO/RMBS	06/01/2025	Paydown		2,036	2,036	2,078	2,070	0	(34)	0	(34)	0	2,036	0	0	0	20	08/25/2051	1.A FE
..36262W-AJ-5	GSMB5 21PJ8 A8 - CMO/RMBS	06/01/2025	Paydown		2,243	2,243	2,295	2,286	0	(43)	0	(43)	0	2,243	0	0	0	25	01/25/2052	1.A FE
..46592W-AF-3	JPMIT 2112 A4 - CMO/RMBS	06/01/2025	Paydown		6,010	6,010	6,111	6,091	0	(81)	0	(81)	0	6,010	0	0	0	64	02/25/2052	1.A FE
..46653X-AE-0	JPMIT 2021-1NV5 A2A - CMO/RMBS	06/01/2025	Paydown		2,913	2,913	2,947	2,942	0	(29)	0	(29)	0	2,913	0	0	0	30	12/26/2051	1.A FE
..46654W-AH-4	JPMIT 221 A4 - CMO/RMBS	06/01/2025	Paydown		2,455	2,455	2,433	2,442	0	13	0	13	0	2,455	0	0	0	26	07/25/2052	1.A FE
..46655L-AE-4	JPMIT 22LTV2 A3 - RMBS	06/01/2025	Paydown		5,142	5,142	4,436	4,496	0	646	0	646	0	5,142	0	0	0	72	09/25/2052	1.A FE
..61772C-AH-4	MSFM 2021-3 A4 - CMO/RMBS	06/01/2025	Paydown		3,728	3,728	3,805	3,790	0	(62)	0	(62)	0	3,728	0	0	0	40	06/26/2051	1.A FE
..74936R-AE-4	RCKT 212 A5 - CMO/RMBS	06/01/2025	Paydown		1,825	1,825	1,863	1,857	0	(32)	0	(32)	0	1,825	0	0	0	20	06/26/2051	1.A FE
..74938G-AB-2	RCKT 224 A2 - CMO/RMBS	06/01/2025	Paydown		11,087	11,087	9,467	9,534	0	1,553	0	1,553	0	11,087	0	0	0	162	06/25/2052	1.A FE
1059999999. Subtotal - Asset-Backed Securities - Financial Asset-Backed - Self-Liquidating - Non-Agency Residential Mortgage-Backed Securities (Unaffiliated)					37,444	37,444	35,439	35,514	0	1,931	0	1,931	0	37,444	0	0	0	458	XXX	XXX
..05610H-AA-1	BX 22LP2 A - CMBS	05/15/2025	Paydown		17,748	17,748	17,672	17,753	0	(5)	0	(5)	0	17,748	0	0	0	387	02/15/2039	1.A FE
..23306G-AA-5	DBG5 2018-B10D A - CMBS	04/15/2025	Paydown		30,125	30,125	30,092	30,394	0	(269)	0	(269)	0	30,125	0	0	0	550	05/15/2035	1.A FE
..302987-AE-2	FRESB 2020-SB70 A1H - CMBS	06/01/2025	Paydown		686	686	689	729	0	(43)	0	(43)	0	686	0	0	0	6	10/25/2039	2.C FE
..46648K-AT-3	JPMDB 2017-C7 A4 - CMBS	06/01/2025	Paydown		1,446	1,446	1,568	1,497	0	(50)	0	(50)	0	1,446	0	0	0	23	10/17/2050	1.A FE
..61765T-AF-0	MSBAM 2015-C25 A5 - CMBS	06/01/2025	Paydown		8,580	8,580	9,617	8,714	0	(133)	0	(133)	0	8,580	0	0	0	156	10/19/2048	1.A FE

STATEMENT AS OF JUNE 30, 2025 OF THE Humana Health Plan of Ohio Inc.

SCHEDULE D - PART 4

Show All Long-Term Bonds and Stock Sold, Redeemed or Otherwise Disposed of During the Current Quarter

1	2	3	4	5	6	7	8	9	Change In Book/Adjusted Carrying Value					15	16	17	18	19	20	21
									10	11	12	13	14							
CUSIP Identification	Description	Disposal Date	Name of Purchaser	Number of Shares of Stock	Consideration	Par Value	Actual Cost	Prior Year Book/ Adjusted Carrying Value	Unrealized Valuation Increase/ (Decrease)	Current Year's (Amortization)/ Accretion	Current Year's Other Than Temporary Impairment Recognized	Total Change in Book/ Adjusted Carrying Value (10 + 11 - 12)	Total Foreign Exchange Change in Book /Adjusted Carrying Value	Book/ Adjusted Carrying Value at Disposal Date	Foreign Exchange Gain (Loss) on Disposal	Realized Gain (Loss) on Disposal	Total Gain (Loss) on Disposal	Bond Interest/ Stock Dividends Received During Year	Stated Contractual Maturity Date	NAIC Designation, NAIC Designation Modifier and SVO Administrative Symbol
1079999999	Subtotal - Asset-Backed Securities - Financial Asset-Backed - Self-Liquidating - Non-Agency Commercial Mortgage-Backed Securities (Unaffiliated)				58,586	58,586	59,638	59,087	0	(501)	0	(501)	0	58,586	0	0	0	1,121	XXX	XXX
..34532M-AA-5	FORDR 2025-REV1 A - ABS	06/26/2025	Bank of America Securities		1,529,648	1,500,000	1,499,638		0	26	0	26	0	1,499,664	0	29,985	29,985	27,540	08/15/2037	1.A FE
..63942C-AA-0	NAVSL 2021-D A - ABS	06/15/2025	Paydown		1,789	1,789	1,789	1,789	0	0	0	0	0	1,789	0	0	0	39	04/15/2060	1.A FE
..63942E-AA-6	NAVSL 2021-E A - ABS	06/15/2025	Paydown		3,164	3,164	3,163	3,163	0	1	0	1	0	3,164	0	0	0	13	12/16/2069	1.A FE
..64034Q-AA-6	NSLT 2021-B AFL - ABS	06/20/2025	Paydown		3,319	3,319	3,319	3,319	0	0	0	0	0	3,319	0	0	0	72	04/20/2062	1.A FE
..64034Q-AB-4	NSLT 2021-B AFX - ABS	06/20/2025	Paydown		3,319	3,319	3,318	3,318	0	1	0	1	0	3,319	0	0	0	19	04/20/2062	1.A FE
..64035D-AA-4	NSLT 21A A1 - ABS	06/20/2025	Paydown		4,613	4,613	4,609	4,759	0	(146)	0	(146)	0	4,613	0	0	0	101	04/20/2062	1.A FE
..64035D-AD-8	NSLT 21A AP2 - ABS	06/20/2025	Paydown		2,946	2,946	2,942	2,943	0	3	0	3	0	2,946	0	0	0	17	04/20/2062	1.A FE
..68267H-AA-5	OMFIT 2022-S1 A - ABS	06/14/2025	Paydown		14,072	14,072	14,069	14,071	0	1	0	1	0	14,072	0	0	0	270	05/14/2035	1.A FE
1119999999	Subtotal - Asset-Backed Securities - Financial Asset-Backed - Self-Liquidating - Other Financial Asset-Backed Securities - Self-Liquidating (Unaffiliated)				1,562,869	1,533,220	1,532,846	33,362	0	(116)	0	(116)	0	1,532,884	0	29,985	29,985	28,071	XXX	XXX
1889999999	Total - Asset-Backed Securities (Unaffiliated)				4,725,083	4,710,871	4,651,846	3,120,151	0	18,376	0	18,376	0	4,670,009	0	55,075	55,075	81,903	XXX	XXX
1899999999	Total - Asset-Backed Securities (Affiliated)				0	0	0	0	0	0	0	0	0	0	0	0	0	0	XXX	XXX
1909999997	Total - Asset-Backed Securities - Part 4				4,725,083	4,710,871	4,651,846	3,120,151	0	18,376	0	18,376	0	4,670,009	0	55,075	55,075	81,903	XXX	XXX
1909999998	Total - Asset-Backed Securities - Part 5				XXX	XXX	XXX	XXX	XXX	XXX	XXX	XXX	XXX	XXX	XXX	XXX	XXX	XXX	XXX	XXX
1909999999	Total - Asset-Backed Securities				4,725,083	4,710,871	4,651,846	3,120,151	0	18,376	0	18,376	0	4,670,009	0	55,075	55,075	81,903	XXX	XXX
2009999999	Total - Issuer Credit Obligations and Asset-Backed Securities				7,643,077	7,515,871	7,604,745	3,924,493	0	14,055	0	14,055	0	7,532,612	0	110,465	110,465	114,838	XXX	XXX
4509999997	Total - Preferred Stocks - Part 4				0	XXX	0	0	0	0	0	0	0	0	0	0	0	0	XXX	XXX
4509999998	Total - Preferred Stocks - Part 5				XXX	XXX	XXX	XXX	XXX	XXX	XXX	XXX	XXX	XXX	XXX	XXX	XXX	XXX	XXX	XXX
4509999999	Total - Preferred Stocks				0	XXX	0	0	0	0	0	0	0	0	0	0	0	0	XXX	XXX
5989999997	Total - Common Stocks - Part 4				0	XXX	0	0	0	0	0	0	0	0	0	0	0	0	XXX	XXX
5989999998	Total - Common Stocks - Part 5				XXX	XXX	XXX	XXX	XXX	XXX	XXX	XXX	XXX	XXX	XXX	XXX	XXX	XXX	XXX	XXX
5989999999	Total - Common Stocks				0	XXX	0	0	0	0	0	0	0	0	0	0	0	0	XXX	XXX
5999999999	Total - Preferred and Common Stocks				0	XXX	0	0	0	0	0	0	0	0	0	0	0	0	XXX	XXX
6009999999	Totals				7,643,077	XXX	7,604,745	3,924,493	0	14,055	0	14,055	0	7,532,612	0	110,465	110,465	114,838	XXX	XXX

Schedule DB - Part A - Section 1 - Options, Caps, Floors, Collars, Swaps and Forwards Open  
**N O N E**

Schedule DB - Part B - Section 1 - Futures Contracts Open  
**N O N E**

Schedule DB - Part B - Section 1B - Brokers with whom cash deposits have been made  
**N O N E**

Schedule DB - Part D - Section 1 - Counterparty Exposure for Derivative Instruments Open  
**N O N E**

Schedule DB - Part D-Section 2 - Collateral for Derivative Instruments Open - Pledged By  
**N O N E**

Schedule DB - Part D-Section 2 - Collateral for Derivative Instruments Open - Pledged To  
**N O N E**

Schedule DB - Part E - Derivatives Hedging Variable Annuity Guarantees  
**N O N E**

SCHEDULE DL - PART 1  
SECURITIES LENDING COLLATERAL ASSETS

Reinvested Collateral Assets Owned Current Statement Date  
(Securities lending collateral assets reported in aggregate on Line 10 of the Assets page (Line 9 for Separate Accounts)  
and not included on Schedules A, B, BA, D, DB and E)

1	2	3	4	5	6	7
CUSIP Identification	Description	Restricted Asset Code	NAIC Designation, NAIC Designation Modifier and SVO Administrative Symbol	Fair Value	Book/Adjusted Carrying Value	Maturity Date
0489999999	Total - Issuer Credit Obligations (Schedule D, Part 1, Section 1 type) - (Unaffiliated)			0	0	XXX
0499999999	Total - Issuer Credit Obligations (Schedule D, Part 1, Section 1 type) - (Affiliated)			0	0	XXX
0509999999	Total - Issuer Credit Obligations (Schedule D, Part 1, Section 1 type)			0	0	XXX
1889999999	Total - Asset-Backed Securities (Schedule D, Part 1, Section 2 type) - (Unaffiliated)			0	0	XXX
1899999999	Total - Asset-Backed Securities (Schedule D, Part 1, Section 2 type) - (Affiliated)			0	0	XXX
1909999999	Total - Asset-Backed Securities (Schedule D, Part 1, Section 2 type)			0	0	XXX
2009999999	Total - Issuer Credit Obligations and Asset-Backed Securities			0	0	XXX
4109999999	Total - Preferred Stocks (Schedule D, Part 2, Section 1 type) - Industrial and Miscellaneous (Unaffiliated)			0	0	XXX
4409999999	Total - Preferred Stocks (Schedule D, Part 2, Section 1 type) - Parent, Subsidiaries and Affiliates			0	0	XXX
4509999999	Total - Preferred Stocks (Schedule D, Part 2, Section 1 type)			0	0	XXX
5109999999	Total - Common Stocks (Schedule D, Part 2, Section 2 type) - Industrial and Miscellaneous (Unaffiliated)			0	0	XXX
5409999999	Total - Common Stocks (Schedule D, Part 2, Section 2 type) - Mutual Funds			0	0	XXX
5609999999	Total - Common Stocks (Schedule D, Part 2, Section 2 type) - Unit Investment Trusts			0	0	XXX
5809999999	Total - Common Stocks (Schedule D, Part 2, Section 2 type) - Closed-End Funds			0	0	XXX
5979999999	Total - Common Stocks (Schedule D, Part 2, Section 2 type) - Parent, Subsidiaries and Affiliates			0	0	XXX
5989999999	Total - Common Stocks (Schedule D, Part 2, Section 2 type)			0	0	XXX
5999999999	Total - Preferred and Common Stocks			0	0	XXX
000000-00-0	NATWEST MARKETS SECURITIES INC		1.E	447,875	447,875	07/01/2025
000000-00-0	RBC CAPITAL MARKETS LLC		1.C	388,159	388,159	07/01/2025
000000-00-0	BOFA SECURITIES, INC		1.E	328,442	328,442	08/04/2025
000000-00-0	ROYAL BANK CANADA TORONTO		1.C	179,150	179,150	08/04/2025
000000-00-0	TD PRIME SERVICES LLC		1.G	161,235	161,235	08/04/2025
000000-00-0	HSBC SECURITIES USA INC		1.E	88,730	88,730	07/01/2025
06418N-EA-6	BANK OF NOVA SCOTIA HOUSTON		1.E	59,719	59,717	11/06/2025
00182H-JZ-6	ANZ NATIONAL (INTL) LTD		1.C	59,717	59,717	08/20/2025
000000-00-0	NATL BANK CANADA		1.E	59,717	59,717	07/07/2025
000000-00-0	TD PRIME SERVICES LLC		1.G	59,717	59,717	07/01/2025
13606D-FU-1	CIBC NY		1.E	59,704	59,717	12/05/2025
000000-00-0	Mitsubishi UFJ Trust & Bank Co		1.E	59,347	59,347	08/20/2025
78015J-CY-1	ROYAL BANK OF CANADA NY		1.C	47,792	47,773	02/02/2026
86959T-KY-1	SVENSKA NY		1.C	41,802	41,802	08/11/2025
69033N-FD-2	OCBC NEW YORK		1.C	35,830	35,830	11/21/2025
89115D-5Q-5	TORONTO DOMINION NY		1.E	29,882	29,858	04/23/2026
06745G-DG-3	BARCLAYS NEW YORK		1.E	29,875	29,858	10/21/2025
06370B-3N-2	BANK OF MONTREAL CHICAGO		1.E	29,872	29,858	06/10/2026
96130A-XX-1	WESTPAC BKG CORP, NEW YORK		1.C	29,867	29,858	09/11/2025
13606D-ES-7	CIBC NY		1.E	29,863	29,858	01/23/2026
000000-00-0	SUMITOMO MITSUI TRUST BANK LTD, LDN		1.E	29,863	29,858	08/04/2025
06745G-CJ-8	BARCLAYS NEW YORK		1.E	29,862	29,858	07/30/2025
06051H-UU-6	BANK OF AMERICA NA		1.E	29,860	29,858	10/15/2025
87020Y-DI-5	SWEDBANK STOCKHOLM		1.E	29,859	29,858	07/17/2025
86565G-JG-6	SUMITOMO MITSUI BANKING CORP NY		1.E	29,858	29,858	07/09/2025
60683D-N9-6	MIT UFJ TR NY		1.E	29,858	29,858	07/07/2025
000000-00-0	SANTANDER US CAPITAL MARKETS LLC		1.G	29,858	29,858	07/01/2025
000000-00-0	CF SECURED LLC		1.G	29,858	29,858	07/01/2025
000000-00-0	BANCO SANTANDER SA NY		1.E	29,858	29,858	07/01/2025
22536H-KG-0	CIC NY		1.E	29,858	29,858	08/07/2025
22532X-D7-0	CREDIT AGRICOLE CIB, NY		1.E	29,856	29,858	11/03/2025
60710T-D8-1	MIZUHO BANK LIMITED NEW YORK		1.E	29,856	29,858	08/19/2025
69033N-FJ-9	OCBC NEW YORK		1.C	29,854	29,858	12/05/2025
78015J-F8-5	ROYAL BANK OF CANADA NY		1.C	23,898	23,887	05/01/2026
000000-00-0	SUMITOMO MITSUI TRUST BANK LTD, LDN		1.E	17,921	17,915	10/06/2025
86959T-KQ-8	SVENSKA NY		1.C	17,921	17,915	01/21/2026
13606D-AF-9	CIBC NY		1.E	17,920	17,915	09/23/2025
06367D-NR-2	BANK OF MONTREAL CHICAGO		1.E	17,919	17,915	01/08/2026
06367D-LE-3	BANK OF MONTREAL CHICAGO		1.E	11,945	11,943	08/07/2025
89115B-WD-8	TORONTO DOMINION NY		1.E	11,944	11,943	08/12/2025
78015J-DQ-7	ROYAL BANK OF CANADA NY		1.C	11,944	11,943	12/12/2025
60683D-4Y-2	MIT UFJ TR NY		1.E	11,943	11,943	08/08/2025
78015J-VK-0	ROYAL BANK OF CANADA NY		1.C	5,973	5,972	08/15/2025
65558H-CM-8	NORDEA BANK ABP, NEW YORK BRANCH		1.C	5,972	5,972	07/18/2025
000000-00-0	RABOBANK LONDON		1.E	5,972	5,972	07/03/2025
000000-00-0	MIZUHO SECURITIES USA INC		1.E	5,972	5,972	07/01/2025
000000-00-0	BANK OF MONTREAL, LONDON		1.E	5,972	5,972	07/14/2025
9709999999	Subtotal - Cash Equivalents (Schedule E Part 2 type)			2,787,667	2,787,556	XXX
9999999999	Totals			2,787,667	2,787,556	XXX

General Interrogatories:

1. Total activity for the year
- Fair Value \$ .....835,494
- Book/Adjusted Carrying Value \$ .....835,418
2. Average balance for the year
- Fair Value \$ .....4,782,301
- Book/Adjusted Carrying Value \$ .....4,782,195
3. Reinvested securities lending collateral assets book/adjusted carrying value included in this schedule by NAIC designation:
- NAIC 1 \$ .....2,787,556
- NAIC 2 \$ .....0
- NAIC 3 \$ .....0
- NAIC 4 \$ .....0
- NAIC 5 \$ .....0
- NAIC 6 \$ .....0

STATEMENT AS OF JUNE 30, 2025 OF THE Humana Health Plan of Ohio Inc.

**SCHEDULE DL - PART 2**  
**SECURITIES LENDING COLLATERAL ASSETS**

Reinvested Collateral Assets Owned Current Statement Date  
(Securities lending collateral assets included on Schedules A, B, BA, D, DB and E  
and not reported in aggregate on Line 10 of the Assets page (Line 9 for Separate Accounts))

1	2	3	4	5	6	7
CUSIP Identification	Description	Restricted Asset Code	NAIC Designation, NAIC Designation Modifier and SVO Administrative Symbol	Fair Value	Book/Adjusted Carrying Value	Maturity Date
<div>NONE</div>						
999999999 - Totals						XXX

### General Interrogatories:

1. Total activity for the year
2. Average balance for the year

Fair Value \$ .....	Book/Adjusted Carrying Value \$ .....
Fair Value \$ .....	Book/Adjusted Carrying Value \$ .....

SCHEDULE E - PART 1 - CASH

Month End Depository Balances

1	2	3	4	5	Book Balance at End of Each Month During Current Quarter			9
					6	7	8	
					First Month	Second Month	Third Month	
Depository	Restricted Asset Code	Rate of Interest	Amount of Interest Received During Current Quarter	Amount of Interest Accrued at Current Statement Date				*
PNC BANK ..... Louisville, KY .....		0.000	0	0	49,891	82,595	62,478	XXX
JP MORGAN CHASE ..... New York, NY .....		0.000	0	0	15,162	294,529	12,051	XXX
US BANK ..... St. Louis,MO .....		0.000	0	0	(3,705,170)	(4,723,300)	(5,023,226)	XXX
JP MORGAN CHASE-Humana Health								
Plan of Ohio, Inc. .... New York, NY .....		0.000	0	0	0	0	0	XXX
JP Morgan Time Deposit ..... New York, NY .....		4.150	148,945	0	44,875,256	43,626,173	80,864,479	XXX
0199998. Deposits in ... 0 depositories that do not exceed the allowable limit in any one depository (See instructions) - Open Depositories	XXX	XXX	0	0	0	0	0	XXX
0199999. Totals - Open Depositories	XXX	XXX	148,945	0	41,235,139	39,279,996	75,915,782	XXX
0299998. Deposits in ... 0 depositories that do not exceed the allowable limit in any one depository (See instructions) - Suspended Depositories	XXX	XXX	0	0	0	0	0	XXX
0299999. Totals - Suspended Depositories	XXX	XXX	0	0	0	0	0	XXX
0399999. Total Cash on Deposit	XXX	XXX	148,945	0	41,235,139	39,279,996	75,915,782	XXX
0499999. Cash in Company's Office	XXX	XXX	XXX	XXX	0	0	0	XXX
.....								....
.....								....
.....								....
.....								....
.....								....
.....								....
.....								....
.....								....
0599999. Total - Cash	XXX	XXX	148,945	0	41,235,139	39,279,996	75,915,782	XXX

## SCHEDULE E - PART 2 - CASH EQUIVALENTS

Show Investments Owned End of Current Quarter

[illegible]