



PROPERTY AND CASUALTY COMPANIES—ASSOCIATION EDITION

QUARTERLY STATEMENT

AS OF MARCH 31, 2025
OF THE CONDITION AND AFFAIRS OF THE

MENNONITE MUTUAL INSURANCE COMPANY

NAIC Group Code	04780	(Current Period)	04780	(Prior Period)	NAIC Company Code	17299	Employer's ID Number	34-0396080
Organized under the Laws of	Ohio				State of Domicile or Port of Entry	Ohio		
Country of Domicile	United States							
Incorporated/Organized	02/01/1905				Commenced Business	02/01/1895		
Statutory Home Office	1000 South Main Street				Orrville, OH, US 44667-0300			
	(Street and Number)				(City or Town, State, Country and Zip Code)			
Main Administrative Office	1000 South Main Street				Orrville, OH, US 44667-0300		330-682-2986	
	(Street and Number)				(City or Town, State, Country and Zip Code)		(Area Code) (Telephone Number)	
Mail Address	PO Box 300				Orrville, OH, US 44667-0300			
	(Street and Number or P.O. Box)				(City or Town, State, Country and Zip Code)			
Primary Location of Books and Records	1000 South Main Street				Orrville, OH, US 44667-0300		330-684-4118	
	(Street and Number)				(City or Town, State, Country and Zip Code)		(Area Code) (Telephone Number)	
Internet Web Site Address	mennonitemutual.com							
Statutory Statement Contact	Scott Ezzo				330-684-4118			
	(Name)				(Area Code) (Telephone Number) (Extension)			
	sezzo@mennonitemutual.com				330-683-2083			
	(E-Mail Address)				(Fax Number)			

OFFICERS

Name	Title	Name	Title
Thomas A Troyer	President & CEO	George Bixler Jr	Secretary
James Peter Suter #	Treasurer		

OTHER OFFICERS

J Todd Neville	Senior Vice President of Operations	Scott Ezzo	Vice President of Finance
----------------	-------------------------------------	------------	---------------------------

DIRECTORS OR TRUSTEES

Robert Eugene Aschliman	George Bixler Jr	Paul Bontrager	Donald Dravenstott
Morris Stutzman	Patrick Helmuth	Tyson L Stuckey	James Peter Suter
Andrew Dennis Badertscher #			

State ofOhio.....

County ofWayne.....ss

The officers of this reporting entity being duly sworn, each depose and say that they are the described officers of said reporting entity, and that on the reporting period stated above, all of the herein described assets were the absolute property of the said reporting entity, free and clear from any liens or claims thereon, except as herein stated, and that this statement, together with related exhibits, schedules and explanations therein contained, annexed or referred to, is a full and true statement of all the assets and liabilities and of the condition and affairs of the said reporting entity as of the reporting period stated above, and of its income and deductions therefrom for the period ended, and have been completed in accordance with the NAIC Annual Statement Instructions and Accounting Practices and Procedures manual except to the extent that: (1) state law may differ; or, (2) that state rules or regulations require differences in reporting not related to accounting practices and procedures, according to the best of their information, knowledge and belief, respectively. Furthermore, the scope of this attestation by the described officers also includes the related corresponding electronic filing with the NAIC, when required, that is an exact copy (except for formatting differences due to electronic filing) of the enclosed statement. The electronic filing may be requested by various regulators in lieu of or in addition to the enclosed statement.

Thomas A Troyer President & CEO	George Bixler Jr Secretary	James Peter Suter Treasurer
a. Is this an original filing? Yes [X] No []		
b. If no:		
1. State the amendment number		
2. Date filed		
3. Number of pages attached		

Subscribed and sworn to before me this
13th day of May, 2025

Melanie J Alger, Notary Public
April 18th, 2026

STATEMENT AS OF MARCH 31, 2025 OF THE MENNONITE MUTUAL INSURANCE COMPANY

ASSETS

	Current Statement Date			4 December 31 Prior Year Net Admitted Assets
	1	2	3	
	Assets	Nonadmitted Assets	Net Admitted Assets (Cols. 1 - 2)	
1. Bonds	26,099,435		26,099,435	24,196,594
2. Stocks:				
2.1 Preferred stocks			0	0
2.2 Common stocks	11,190,524	100	11,190,424	11,650,124
3. Mortgage loans on real estate:				
3.1 First liens			0	0
3.2 Other than first liens			0	0
4. Real estate:				
4.1 Properties occupied by the company (less \$ encumbrances)	518,759		518,759	528,001
4.2 Properties held for the production of income (less \$ encumbrances)			0	0
4.3 Properties held for sale (less \$ encumbrances)			0	0
5. Cash (\$ (646,914)), cash equivalents (\$ 5,728,102) and short-term investments (\$ 0)	5,081,188		5,081,188	2,914,041
6. Contract loans (including \$ premium notes)			0	0
7. Derivatives	0		0	0
8. Other invested assets	0		0	0
9. Receivables for securities			0	30,000
10. Securities lending reinvested collateral assets			0	0
11. Aggregate write-ins for invested assets	0	0	0	0
12. Subtotals, cash and invested assets (Lines 1 to 11)	42,889,906	100	42,889,806	39,318,760
13. Title plants less \$ charged off (for Title insurers only)			0	0
14. Investment income due and accrued	195,784		195,784	166,936
15. Premiums and considerations:				
15.1 Uncollected premiums and agents' balances in the course of collection	96,389		96,389	81,744
15.2 Deferred premiums, agents' balances and installments booked but deferred and not yet due (including \$ earned but unbilled premiums)	13,352,166	7,384	13,344,782	12,823,899
15.3 Accrued retrospective premiums (\$) and contracts subject to redetermination (\$)			0	0
16. Reinsurance:				
16.1 Amounts recoverable from reinsurers	1,130,325		1,130,325	1,568,951
16.2 Funds held by or deposited with reinsured companies			0	0
16.3 Other amounts receivable under reinsurance contracts			0	0
17. Amounts receivable relating to uninsured plans			0	0
18.1 Current federal and foreign income tax recoverable and interest thereon			0	0
18.2 Net deferred tax asset	834,371		834,371	834,371
19. Guaranty funds receivable or on deposit			0	0
20. Electronic data processing equipment and software	67,774	51,122	16,652	20,418
21. Furniture and equipment, including health care delivery assets (\$)	150,588	150,588	0	0
22. Net adjustment in assets and liabilities due to foreign exchange rates			0	0
23. Receivables from parent, subsidiaries and affiliates			0	0
24. Health care (\$) and other amounts receivable			0	0
25. Aggregate write-ins for other-than-invested assets	0	0	0	0
26. Total assets excluding Separate Accounts, Segregated Accounts and Protected Cell Accounts (Lines 12 to 25)	58,717,303	209,194	58,508,109	54,815,079
27. From Separate Accounts, Segregated Accounts and Protected Cell Accounts			0	0
28. Total (Lines 26 and 27)	58,717,303	209,194	58,508,109	54,815,079
DETAILS OF WRITE-INS				
1101.				
1102.				
1103.				
1198. Summary of remaining write-ins for Line 11 from overflow page	0	0	0	0
1199. Totals (Lines 1101 through 1103 plus 1198) (Line 11 above)	0	0	0	0
2501. Workers Comp Deposit			0	0
2502. Federal Home Loan Bank			0	0
2503.				
2598. Summary of remaining write-ins for Line 25 from overflow page	0	0	0	0
2599. Totals (Lines 2501 through 2503 plus 2598) (Line 25 above)	0	0	0	0

LIABILITIES, SURPLUS AND OTHER FUNDS

	1 Current Statement Date	2 December 31, Prior Year
1. Losses (current accident year \$4,085,000)	8,037,774	6,917,967
2. Reinsurance payable on paid losses and loss adjustment expenses		0
3. Loss adjustment expenses	1,526,567	1,481,301
4. Commissions payable, contingent commissions and other similar charges	2,860,458	3,503,960
5. Other expenses (excluding taxes, licenses and fees)	185,239	38,180
6. Taxes, licenses and fees (excluding federal and foreign income taxes)	528,043	480,773
7.1 Current federal and foreign income taxes (including \$(20,011) on realized capital gains (losses))	(680,978)	(680,978)
7.2 Net deferred tax liability		0
8. Borrowed money \$ and interest thereon \$		0
9. Unearned premiums (after deducting unearned premiums for ceded reinsurance of \$1,855,400 and including warranty reserves of \$ and accrued accident and health experience rating refunds including \$ for medical loss ratio rebate per the Public Health Service Act)	22,373,779	21,226,450
10. Advance premium	372,979	354,097
11. Dividends declared and unpaid:		
11.1 Stockholders		0
11.2 Policyholders		0
12. Ceded reinsurance premiums payable (net of ceding commissions)	2,883,006	614,716
13. Funds held by company under reinsurance treaties		0
14. Amounts withheld or retained by company for account of others		7,174
15. Remittances and items not allocated		0
16. Provision for reinsurance (including \$ certified)		0
17. Net adjustments in assets and liabilities due to foreign exchange rates		0
18. Drafts outstanding		0
19. Payable to parent, subsidiaries and affiliates		0
20. Derivatives	0	0
21. Payable for securities	25,000	0
22. Payable for securities lending		0
23. Liability for amounts held under uninsured plans		0
24. Capital notes \$ and interest thereon \$		0
25. Aggregate write-ins for liabilities	0	0
26. Total liabilities excluding protected cell liabilities (Lines 1 through 25)	38,111,867	33,943,640
27. Protected cell liabilities		0
28. Total liabilities (Lines 26 and 27)	38,111,867	33,943,640
29. Aggregate write-ins for special surplus funds	0	0
30. Common capital stock		0
31. Preferred capital stock		0
32. Aggregate write-ins for other than special surplus funds	0	0
33. Surplus notes		0
34. Gross paid in and contributed surplus		0
35. Unassigned funds (surplus)	20,396,242	20,871,439
36. Less treasury stock, at cost:		
36.1 shares common (value included in Line 30 \$)		0
36.2 shares preferred (value included in Line 31 \$)		0
37. Surplus as regards policyholders (Lines 29 to 35, less 36)	20,396,242	20,871,439
38. Totals (Page 2, Line 28, Col. 3)	58,508,109	54,815,079
DETAILS OF WRITE-INS		
2501.		
2502.		
2503.		
2598. Summary of remaining write-ins for Line 25 from overflow page	0	0
2599. Totals (Lines 2501 through 2503 plus 2598) (Line 25 above)	0	0
2901.		
2902.		
2903.		
2998. Summary of remaining write-ins for Line 29 from overflow page	0	0
2999. Totals (Lines 2901 through 2903 plus 2998) (Line 29 above)	0	0
3201.		
3202.		
3203.		
3298. Summary of remaining write-ins for Line 32 from overflow page	0	0
3299. Totals (Lines 3201 through 3203 plus 3298) (Line 32 above)	0	0

STATEMENT OF INCOME

	1	2	3
	Current Year	Prior Year	Prior Year Ended
	to Date	to Date	December 31
UNDERWRITING INCOME			
1. Premiums earned:			
1.1 Direct (written \$ 13,142,677)	11,789,339	10,690,739	44,976,384
1.2 Assumed (written \$)	0	88	60,291
1.3 Ceded (written \$ 4,190,495)	3,984,486	3,828,626	15,198,624
1.4 Net (written \$ 8,952,182)	7,804,853	6,862,201	29,838,051
DEDUCTIONS:			
2. Losses incurred (current accident year \$ 4,275,996):			
2.1 Direct	5,177,630	8,382,121	19,198,168
2.2 Assumed	0	0	44,175
2.3 Ceded	1,107,327	3,247,584	4,025,317
2.4 Net	4,070,303	5,134,537	15,217,026
3. Loss adjustment expenses incurred	727,126	747,181	2,812,322
4. Other underwriting expenses incurred	3,282,842	2,835,139	12,124,808
5. Aggregate write-ins for underwriting deductions	0	0	0
6. Total underwriting deductions (Lines 2 through 5)	8,080,271	8,716,857	30,154,156
7. Net income of protected cells		0	0
8. Net underwriting gain (loss) (Line 1 minus Line 6 + Line 7)	(275,418)	(1,854,656)	(316,105)
INVESTMENT INCOME			
9. Net investment income earned	294,610	161,985	1,105,926
10. Net realized capital gains (losses) less capital gains tax of \$ (11,384)	(42,824)	(55,474)	(77,648)
11. Net investment gain (loss) (Lines 9 + 10)	251,786	106,511	1,028,278
OTHER INCOME			
12. Net gain or (loss) from agents' or premium balances charged off (amount recovered \$ amount charged off \$)	0	0	0
13. Finance and service charges not included in premiums	19,318	11,765	66,170
14. Aggregate write-ins for miscellaneous income	(5,833)	(5,935)	(24,914)
15. Total other income (Lines 12 through 14)	13,485	5,830	41,256
16. Net income before dividends to policyholders, after capital gains tax and before all other federal and foreign income taxes (Lines 8 + 11 + 15)	(10,147)	(1,742,315)	753,429
17. Dividends to policyholders		0	0
18. Net income, after dividends to policyholders, after capital gains tax and before all other federal and foreign income taxes (Line 16 minus Line 17)	(10,147)	(1,742,315)	753,429
19. Federal and foreign income taxes incurred	11,384	0	(86,592)
20. Net income (Line 18 minus Line 19)(to Line 22)	(21,531)	(1,742,315)	840,021
CAPITAL AND SURPLUS ACCOUNT			
21. Surplus as regards policyholders, December 31 prior year	20,871,440	18,282,145	18,282,147
22. Net income (from Line 20)	(21,531)	(1,742,315)	840,021
23. Net transfers (to) from Protected Cell accounts		0	0
24. Change in net unrealized capital gains or (losses) less capital gains tax of \$ (92,111)	(346,513)	654,900	1,219,351
25. Change in net unrealized foreign exchange capital gain (loss)		0	0
26. Change in net deferred income tax	(92,111)	174,087	(87,584)
27. Change in nonadmitted assets	(15,043)	17,734	617,505
28. Change in provision for reinsurance	0	0	0
29. Change in surplus notes	0	0	0
30. Surplus (contributed to) withdrawn from protected cells		0	0
31. Cumulative effect of changes in accounting principles		0	0
32. Capital changes:			
32.1 Paid in		0	0
32.2 Transferred from surplus (Stock Dividend)		0	0
32.3 Transferred to surplus		0	0
33. Surplus adjustments:			
33.1 Paid in	0	0	0
33.2 Transferred to capital (Stock Dividend)	0	0	0
33.3 Transferred from capital		0	0
34. Net remittances from or (to) Home Office		0	0
35. Dividends to stockholders		0	0
36. Change in treasury stock	0	0	0
37. Aggregate write-ins for gains and losses in surplus	0	0	0
38. Change in surplus as regards policyholders (Lines 22 through 37)	(475,198)	(895,594)	2,589,293
39. Surplus as regards policyholders, as of statement date (Lines 21 plus 38)	20,396,242	17,386,551	20,871,440
DETAILS OF WRITE-INS			
0501.		0	0
0502.		0	0
0503.		0	0
0598. Summary of remaining write-ins for Line 5 from overflow page	0	0	0
0599. TOTALS (Lines 0501 through 0503 plus 0598) (Line 5 above)	0	0	0
1401. MISC.	(5,833)	(5,935)	(24,914)
1402.		0	0
1403.		0	0
1498. Summary of remaining write-ins for Line 14 from overflow page	0	0	0
1499. TOTALS (Lines 1401 through 1403 plus 1498) (Line 14 above)	(5,833)	(5,935)	(24,914)
3701. Workers Comp Deposit Balance True-up		0	0
3702.			
3703.			
3798. Summary of remaining write-ins for Line 37 from overflow page	0	0	0
3799. TOTALS (Lines 3701 through 3703 plus 3798) (Line 37 above)	0	0	0

CASH FLOW

	1 Current Year To Date	2 Prior Year To Date	3 Prior Year Ended December 31
Cash from Operations			
1. Premiums collected net of reinsurance.....	10,718,762	7,020,561	30,395,563
2. Net investment income	277,586	160,777	1,122,904
3. Miscellaneous income	13,485	5,830	41,256
4. Total (Lines 1 to 3)	11,009,833	7,187,169	31,559,723
5. Benefit and loss related payments	2,511,870	3,263,532	14,773,104
6. Net transfers to Separate Accounts, Segregated Accounts and Protected Cell Accounts.....	0	0	0
7. Commissions, expenses paid and aggregate write-ins for deductions	4,398,532	3,028,131	13,348,597
8. Dividends paid to policyholders	0	0	0
9. Federal and foreign income taxes paid (recovered) net of \$ tax on capital gains (losses).....	0	0	(259,767)
10. Total (Lines 5 through 9)	6,910,402	6,291,663	27,861,934
11. Net cash from operations (Line 4 minus Line 10)	4,099,431	895,505	3,697,789
Cash from Investments			
12. Proceeds from investments sold, matured or repaid:			
12.1 Bonds	4,104,270	2,608,645	11,816,699
12.2 Stocks	170,414	51,022	3,547,640
12.3 Mortgage loans	0	0	0
12.4 Real estate	0	0	0
12.5 Other invested assets	0	0	0
12.6 Net gains or (losses) on cash, cash equivalents and short-term investments	0	0	0
12.7 Miscellaneous proceeds	64,242	8,944	630
12.8 Total investment proceeds (Lines 12.1 to 12.7)	4,338,926	2,668,611	15,364,969
13. Cost of investments acquired (long-term only):			
13.1 Bonds	6,067,974	2,595,197	15,885,733
13.2 Stocks	145,268	88,043	398,444
13.3 Mortgage loans	0	0	0
13.4 Real estate	0	0	14,821
13.5 Other invested assets	0	0	0
13.6 Miscellaneous applications	0	0	30,000
13.7 Total investments acquired (Lines 13.1 to 13.6)	6,213,242	2,683,240	16,328,998
14. Net increase/(decrease) in contract loans and premium notes	0	0	0
15. Net cash from investments (Line 12.8 minus Line 13.7 and Line 14)	(1,874,316)	(14,629)	(964,029)
Cash from Financing and Miscellaneous Sources			
16. Cash provided (applied):			
16.1 Surplus notes, capital notes	0	0	0
16.2 Capital and paid in surplus, less treasury stock.....	0	0	0
16.3 Borrowed funds	0	0	0
16.4 Net deposits on deposit-type contracts and other insurance liabilities	0	0	0
16.5 Dividends to stockholders	0	0	0
16.6 Other cash provided (applied).....	(57,968)	(10,222)	(159,601)
17. Net cash from financing and miscellaneous sources (Line 16.1 through Line 16.4 minus Line 16.5 plus Line 16.6).....	(57,968)	(10,222)	(159,601)
RECONCILIATION OF CASH, CASH EQUIVALENTS AND SHORT-TERM INVESTMENTS			
18. Net change in cash, cash equivalents and short-term investments (Line 11, plus Lines 15 and 17)	2,167,147	870,654	2,574,159
19. Cash, cash equivalents and short-term investments:			
19.1 Beginning of year.....	2,914,041	339,882	339,882
19.2 End of period (Line 18 plus Line 19.1)	5,081,188	1,210,537	2,914,041

Notes to the Financial Statements

1. Summary of Significant Accounting Policies and Going Concern

A. Accounting Practices

The financial statements of Mennonite Mutual Insurance Company are presented on the basis of accounting practices prescribed or permitted by the Ohio Insurance Department.

The Ohio Insurance Department recognizes only statutory accounting practices prescribed or permitted by the State of Ohio for determining and reporting the financial condition and results of operations of an insurance company, for determining its solvency under the Ohio Insurance Commissioners ("NAIC") Accounting Practices and Procedures Manual version effective January 1, 2001 ("NAIC SAP") has been adopted as a component of prescribed or permitted practices by the State of Ohio.

A reconciliation of the Company's net income and capital and surplus between NAIC SAP and practices prescribed and permitted by the State of ABC is shown below:

	SSAP #	F/S Page	F/S Line #	03/31/2025	12/31/2024
Net Income					
(1) State basis (Page 4, Line 20, Columns 1 & 3)	XXX	XXX	XXX	\$ (21,531)	\$ 840,020
(2) State prescribed practices that are an increase / (decrease) from NAIC SAP:					
(3) State permitted practices that are an increase / (decrease) from NAIC SAP:					
(4) NAIC SAP (1-2-3=4)	XXX	XXX	XXX	<u>\$ (21,531)</u>	<u>\$ 840,020</u>
Surplus					
(5) State basis (Page 3, Line 37, Columns 1 & 2)	XXX	XXX	XXX	\$ 20,396,242	\$ 20,871,439
(6) State prescribed practices that are an increase / (decrease) from NAIC SAP:					
(7) State permitted practices that are an increase / (decrease) from NAIC SAP:					
(8) NAIC SAP (5-6-7=8)	XXX	XXX	XXX	<u>\$ 20,396,242</u>	<u>\$ 20,871,439</u>

B. Use of Estimates in the Preparation of the Financial Statements

The preparation of financial statements in conformity with Statutory Accounting Principles requires management to make estimates and assumptions that affect the reported amounts of assets and liabilities at the date of the financial statements and the reported amounts of revenue and expenses during the period. Actual results could differ from those estimates.

C. Accounting Policy

Premiums are earned over the terms of the related insurance policies and reinsurance contracts. Unearned premium reserves are established to cover the unexpired portion of premiums written. Such reserves are computed by pro rata methods for direct business and are based on reports received from ceding companies for reinsurance.

Expenses incurred in connection with acquiring new insurance business, including such acquisition costs as sales commissions, are charged to operations as incurred. Expenses incurred are reduced for ceding allowances received or receivable.

Reinsurance recoverables are estimates of paid and unpaid losses collectible from the Company's reinsurers. The amounts ultimately collected may be more or less than these estimates. Any adjustments of these estimates is reflected in income as they are determined. The Company periodically reviews the financial condition of its reinsurers and amounts recoverable therefrom, recording an allowance when necessary for uncollectible reinsurance.

The capitalization policy for fixed assets has not changed from prior year and the Company continues to maintain a \$2,000 capitalization policy limit.

In addition the Company uses the following accounting policies:

- (1) Short-term investments are stated at cost, which is also their fair value.
- (2) Bonds are stated at amortized cost using the interest method unless required by the NAIC to be carried at fair value. SVO-identified bond ETFs are carried at fair value.
- (3) Common stocks are stated at fair value except the stock of the Company's uncombined subsidiary, which is carried on an equity basis.
- (4) Preferred stocks are stated at fair value.
- (5) Mortgage loans are valued at unpaid balance.
- (6) Asset-backed securities are stated at amortized cost using the interest method unless required by the NAIC to be carried at fair value.
- (7) The Company carries Orrville Insurance Agency, Inc. at GAAP equity.
- (8) Investments in joint ventures, partnerships and limited liability companies - Not Applicable
- (9) Derivatives - Not Applicable
- (10) The Company does not anticipate investment income as a factor in the premium deficiency reserve calculation.
- (11) Unpaid losses and loss adjustment expenses including an amount determined from individual case estimates and loss reports and an amount, based on past experience, for losses incurred but not reported. Such liabilities are necessarily based on assumptions and estimates and while management believes the amount is adequate, the ultimate liability may be in excess of or less than the amount provided. The methods for making such estimates and for establishing the resulting liability are continually reviewed, and any adjustments are reflected in the period determined.
- (12) Changes in capitalization policy - Not Applicable
- (13) Pharmaceutical rebate receivables - Not Applicable

D. Going Concern - Not Applicable

2. Accounting Changes and Corrections of Errors

(Description of above other than results from codification)

Notes to the Financial Statements

2. Accounting Changes and Corrections of Errors (Continued)

The Company prepares its statutory financial statements in conformity with accounting practices prescribed or permitted by the State of Ohio. Effective January 1, 2001, the State of Ohio required that insurance companies domiciled in the State of Ohio prepare their statutory basis financial statements in accordance with the NAIC Accounting

Practices Procedures Manual - Version effective January 1, 2001, subject to any deviations prescribed by the State of Ohio Insurance Commissioners.

As a result of these changes, the Company reported a change of accounting principle, as an adjustment which increased unassigned funds of \$95,541 as of January 1, 2001. Included in this total adjustment is an increase in unassigned funds of approximately \$95,541 related to deferred tax assets.

Beginning with the 2022 financial statement, the Company revised its method for calculating ceded unearned premium, which more accurately depicts its true statutory liabilities. Prior to 2022, this contra-liability was determined using a factor of reinsurance premiums, applied with a proportional annual premium growth rate.

In accordance with the NAIC, a revised calculation based on each of the Company's quota share treaties and net of ceding commissions was utilized for year-end 2022 to more accurately reflect the reinsurers' return of premium liability during instances of policy cancellations.

As a result of this accounting update, there was a recognized benefit of \$725,793 that flowed through the Company's 2022 Annual Statement of Income (Line 1) as a net increase to Premiums Earned and on its Liabilities Page (Line 9) as a decrease to net Unearned Premiums.

3. Business Combinations and Goodwill - Not Applicable

4. Discontinued Operations - Not Applicable

5. Investments

A. Mortgage Loans, including Mezzanine Real Estate Loans - Not Applicable

B. Debt Restructuring - Not Applicable

C. Reverse Mortgages - Not Applicable

D. Asset-Backed Securities

- (1) Prepayment assumptions for asset-backed securities were obtained from broker dealer survey values or internal estimates.
- (2) Asset-backed securities with a recognized other-than-temporary impairment (OTTI) - Not Applicable
- (3) Securities held that were other-than-temporarily impaired due to the present value of cash flows expected to be collected was less than the amortized cost of securities - Not Applicable
- (4) All impaired securities for which an OTTI has not been recognized in earnings as a realized loss

Impaired but not OTTI Securities YTD as of March 31, 2025:

a. The aggregate amount of unrealized losses:	
1. Less than 12 months	\$ 5,219
2. 12 months or longer	50,888
b. The aggregate related fair value of securities with unrealized losses:	
1. Less than 12 months	\$ 1,509,416
2. 12 months or longer	973,067

- (5) Support for concluding impairments are not other-than-temporary - Not Applicable

E. Dollar Repurchase Agreements and/or Securities Lending Transactions

- (1) For repurchase agreements, Company policies require a minimum of 102% of the fair value of securities purchased under repurchase agreements to be maintained as collateral.
- (2) Carrying amount and classification of assets pledged as collateral and not reclassified and separately reported - Not Applicable
- (3) Collateral received
Cash collateral received is held in cash & short-term investments and the offsetting collateral liability is included in "Other miscellaneous liabilities".
 - (a) Aggregate amount collateral received - Not Applicable
 - (b) Fair value and portion sold or replugged - Not Applicable
 - (c) Sources and uses of collateral - Not Applicable
- (4) Securities lending transactions administered by an affiliated agent - Not Applicable
- (5) Collateral reinvestment - Not Applicable
- (6) Collateral not permitted by contract or custom to sell or replugged - Not Applicable
- (7) Collateral for securities lending transactions that extend beyond one year from the reporting date - Not Applicable

F. Repurchase Agreements Transactions Accounted for as Secured Borrowing - Not Applicable

G. Reverse Repurchase Agreements Transactions Accounted for as Secured Borrowing - Not Applicable

H. Repurchase Agreements Transactions Accounted for as a Sale - Not Applicable

I. Reverse Repurchase Agreements Transactions Accounted for as a Sale - Not Applicable

Notes to the Financial Statements

5. Investments (Continued)

- J. Real Estate - Not Applicable
- K. Investments in Tax Credit Structures (tax credit investments) - Not Applicable
- L. Restricted Assets - Not Applicable
- M. Working Capital Finance Investments - Not Applicable
- N. Offsetting and Netting of Assets and Liabilities - Not Applicable
- O. 5GI Securities - Not Applicable
- P. Short Sales - Not Applicable
- Q. Prepayment Penalty and Acceleration Fees - None
- R. Reporting Entity's Share of Cash Pool by Asset Type

Asset Type	Percent Share
(1) Cash	%
(2) Cash Equivalents	100.000 %
(3) Short-Term Investments	%
(4) Total (Must equal 100%)	100.000 %

- S. Aggregate Collateral Loans by Qualifying Investment Collateral - Not Applicable

6. Joint Ventures, Partnerships and Limited Liability Companies - Not Applicable

7. Investment Income

- A. Due and Accrued Income Excluded from Surplus - Not Applicable
- B. Total Amount Excluded - Not Applicable
- C. The gross, nonadmitted and admitted amounts for interest income due and accrued

Interest Income Due and Accrued	Amount
1. Gross	\$ 195,784
2. Nonadmitted	\$
3. Admitted	\$ 195,784

- D. The aggregate deferred interest - Not Applicable
- E. The cumulative amounts of paid-in-kind (PIK) interest included in the current principal balance - Not Applicable

8. Derivative Instruments - Not Applicable

9. Income Taxes

MENNONITE MUTUAL INSURANCE COMPANY
Income Tax Disclosures Required under SSAP 101
December 31, 2024

- A. Components of the Net Deferred Tax Asset/(Liability)

The components of the net deferred tax asset / (liability) calculated at December 31, 2024 are as follows:

- (1) Change between years by tax character

	03/31/2025			12/31/2024			Change		
	(1)	(2)	(3)	(4)	(5)	(6)	(7)	(8)	(9)
	Ordinary	Capital	Total (Col 1+2)	Ordinary	Capital	Total (Col 4+5)	Ordinary (Col 1-4)	Capital (Col 2-5)	Total (Col 7+8)
(a) Gross deferred tax assets	\$ 1,376,822	\$	\$ 1,376,822	\$ 1,376,822	\$	\$ 1,376,822	\$ -	\$	\$ -
(b) Statutory valuation allowance adjustments									
(c) Adjusted gross deferred tax assets (1a - 1b)	1,376,822		1,376,822	1,376,822		1,376,822	-		-
(d) Deferred tax assets nonadmitted									
(e) Subtotal net admitted deferred tax asset (1c - 1d)	\$ 1,376,822	\$	\$ 1,376,822	\$ 1,376,822	\$	\$ 1,376,822	\$ -	\$	\$ -
(f) Deferred tax liabilities	15,471	526,980	542,451	15,471	526,980	542,451	-	-	-
(g) Net admitted deferred tax asset/(net deferred tax liability) (1e - 1f)	\$ 1,361,351	\$ (526,980)	\$ 834,371	\$ 1,361,351	\$ (526,980)	\$ 834,371	\$ -	\$ -	\$ -

Notes to the Financial Statements

9. Income Taxes (Continued)

(2) Admission calculation components SSAP No. 101

	03/31/2025			12/31/2024			Change		
	(1)	(2)	(3)	(4)	(5)	(6)	(7)	(8)	(9)
	Ordinary	Capital	Total (Col 1+2)	Ordinary	Capital	Total (Col 4+5)	Ordinary (Col 1-4)	Capital (Col 2-5)	Total (Col 7+8)
(a) Federal income taxes paid in prior years recoverable through loss carrybacks	\$	\$	\$	\$	\$	\$	\$	\$	\$
(b) Adjusted gross deferred tax assets expected to be realized (excluding the amount of deferred tax assets from 2(a) above) after application of the threshold limitation (lesser of 2(b)1 and 2(b)2 below)	1,053,172		1,053,172	1,053,172		1,053,172	-		-
1. Adjusted gross deferred tax assets expected to be realized following the balance sheet date									
2. Adjusted gross deferred tax assets allowed per limitation threshold	XXX	XXX		XXX	XXX		XXX	XXX	
(c) Adjusted gross deferred tax assets (excluding the amount of deferred tax assets from 2(a) and 2(b) above) offset by gross deferred tax liabilities	323,650		323,650	323,650		323,650	-		-
(d) Deferred tax assets admitted as the result of application of SSAP No. 101.									
Total 2(a) + 2(b) + 2(c))	\$ 1,376,822	\$	\$ 1,376,822	\$ 1,376,822	\$	\$ 1,376,822	\$ -	\$	\$ -

(3) Ratio used as basis of admissibility

	03/31/2025	12/31/2024
(a) Ratio percentage used to determine recovery period and threshold limitation amount	677.000 %	694.000 %
(b) Amount of adjusted capital and surplus used to determine recovery period and threshold limitation in 2(b)2 above	\$ 19,561,871	\$ 20,037,068

(4) Impact of tax-planning strategies

(a) Determination of adjusted gross deferred tax assets and net admitted deferred tax assets, by tax character as a percentage

	03/31/2025		12/31/2024		Change	
	(1)	(2)	(3)	(4)	(5)	(6)
	Ordinary	Capital	Ordinary	Capital	Ordinary (Col. 1-3)	Capital (Col. 2-4)
1. Adjusted gross DTAs amount from Note 9A1(c)	\$ 1,376,822	\$	\$ 1,376,822	\$	\$ -	\$
2. Percentage of adjusted gross DTAs by tax character attributable to the impact of tax planning strategies	%	%	%	%	%	%
3. Net admitted adjusted gross DTAs amount from Note 9A1(e)	\$ 1,376,822	\$	\$ 1,376,822	\$	\$ -	\$
4. Percentage of net admitted adjusted gross DTAs by tax character admitted because of the impact of tax planning strategies	%	%	%	%	%	%

(b) Use of reinsurance-related tax-planning strategies - Not Applicable

B. Regarding Deferred Tax Liabilities That Are Not Recognized - Not Applicable

C. Major Components of Current Income Taxes Incurred

Current tax and change in deferred tax at March 31, 2025 are as follows:

Current income taxes incurred consist of the following major components:	(1)	(2)	(3)
	03/31/2025	12/31/2024	Change (1-2)
1. Current Income Tax			
(a) Federal	\$	\$ (107,233)	\$ 107,233
(b) Foreign			
(c) Subtotal (1a+1b)	\$	\$ (107,233)	\$ 107,233
(d) Federal income tax on net capital gains	(11,384)	20,641	(32,025)
(e) Utilization of capital loss carry-forwards			
(f) Other			
(g) Federal and foreign income taxes incurred (1c+1d+1e+1f)	\$ (11,384)	\$ (86,592)	\$ 75,208

Notes to the Financial Statements

9. Income Taxes (Continued)

	(1) 03/31/2025	(2) 12/31/2024	(3) Change (1-2)
2. Deferred Tax Assets			
(a) Ordinary			
(1) Discounting of unpaid losses	\$ 87,528	\$ 87,528	\$ -
(2) Unearned premium reserve	906,384	906,384	-
(3) Policyholder reserves			
(4) Investments			
(5) Deferred acquisition costs			
(6) Policyholder dividends accrual			
(7) Fixed assets			
(8) Compensation and benefits accrual			
(9) Pension accrual			
(10) Receivables - nonadmitted			
(11) Net operating loss carry-forward	259,126	259,126	-
(12) Tax credit carry-forward			
(13) Other	123,784	123,784	-
(99) Subtotal (Sum of 2a1 through 2a13)	\$ 1,376,822	\$ 1,376,822	\$ -
(b) Statutory valuation allowance adjustment			
(c) Nonadmitted			
(d) Admitted ordinary deferred tax assets (2a99 - 2b - 2c)	\$ 1,376,822	\$ 1,376,822	\$ -
(e) Capital			
(1) Investments	\$	\$	\$
(2) Net capital loss carry-forward			
(3) Real estate			
(4) Other			
(99) Subtotal (2e1+2e2+2e3+2e4)	\$	\$	\$
(f) Statutory valuation allowance adjustment			
(g) Nonadmitted			
(h) Admitted capital deferred tax assets (2e99 - 2f - 2g)			
(i) Admitted deferred tax assets (2d + 2h)	\$ 1,376,822	\$ 1,376,822	\$ -
	(1) 03/31/2025	(2) 12/31/2024	(3) Change (1-2)
3. Deferred Tax Liabilities			
(a) Ordinary			
(1) Investments	\$	\$	\$
(2) Fixed assets			
(3) Deferred and uncollected premium			
(4) Policyholder reserves			
(5) Other	15,471	15,471	-
(99) Subtotal (3a1+3a2+3a3+3a4+3a5)	\$ 15,471	\$ 15,471	\$ -
(b) Capital			
(1) Investments	\$ 526,980	\$ 526,980	\$ -
(2) Real estate			
(3) Other			
(99) Subtotal (3b1+3b2+3b3)	\$ 526,980	\$ 526,980	\$ -
(c) Deferred tax liabilities (3a99 + 3b99)	\$ 542,451	\$ 542,451	\$ -
4. Net deferred tax assets/liabilities (2i - 3c)	\$ 834,371	\$ 834,371	\$ -

The change in deferred income taxes is comprised of the following (this analysis is exclusive of nonadmitted assets as the Change in Nonadmitted Assets is reported separately from the Change in Net Deferred Income Taxes in the surplus section of the Annual Statement):

	Current Period	Prior Year	Change (Col. 1 - Col. 2)
Adjusted gross deferred tax assets	\$ 1,376,822	\$ 1,376,822	\$ -
Total deferred tax liabilities	542,451	542,451	-
Net deferred tax assets (liabilities)	834,371	834,371	-
Statutory valuation allowance adjustment			
Net deferred tax assets (liabilities) after statutory valuation allowance	834,371	834,371	-
Tax effect of unrealized gains (losses)			
Change in net deferred income tax			\$ -

D. Among the More Significant Book to Tax Adjustments - No Significant Changes

Notes to the Financial Statements

9. Income Taxes (Continued)

- E. Operating Loss and Tax Credit Carryforwards
 - (1) The Company has a 2024 net operating loss carryforward of \$1,233,935 and an associated tax credit carryforward of \$259,126 available to offset future taxable income.
 - (2) Income tax expense available for recoupment

The Company has income tax expense for 2025 and 2024 of \$0 and \$0, respectively, which is available for the recoupment in the event of a future net losses.
 - (3) Deposits admitted under IRS Code Section 6603 - Not Applicable
- F. Consolidated Federal Income Tax Return - Not Applicable
- G. Federal or Foreign Income Tax Loss Contingencies - Not Applicable
- H. Repatriation Transition Tax (RTT) - Not Applicable
- I. Alternative Minimum Tax (AMT) Credit - Not Applicable

10. Information Concerning Parent, Subsidiaries, Affiliates and Other Related Parties

- A. All outstanding shares of the Orrville Insurance Agency are owned by the Mennonite Mutual Insurance Company domiciled in the state of Ohio. Affiliate, Mennonite Mutual Aid Society, merged with Mennonite Mutual Insurance Company in April, 2024.
- B. Detail of Related Party Transactions - Not Applicable
- C. Transactions With Related Party Who Are Not Reported on Schedule Y - Not Applicable
- D. Amounts Due To or From Related Parties - Not Applicable
- E. Management Service Contracts and Cost Sharing Arrangements - Not Applicable
- F. Guarantees or Contingencies - Not Applicable
- G. Nature of Relationships that Could Affect Operations - Not Applicable
- H. Amount Deducted for Investment in Upstream Company - Not Applicable
- I. Detail of Investments in Affiliates Greater Than 10% of Admitted Assets - Not Applicable
- J. Write-Down for Impairments of Investments in Subsidiary Controlled or Affiliated Companies - Not Applicable
- K. Foreign Subsidiary Value Using CARVM - Not Applicable
- L. Downstream Holding Company Value Using Look-Through Method - Not Applicable
- M. All SCA Investments - Not Applicable
- N. Investment in Insurance SCAs - Not Applicable
- O. SCA and SSAP No. 48 Entity Loss Tracking - Not Applicable

11. Debt - Not Applicable

12. Retirement Plans, Deferred Compensation, Postemployment Benefits and Compensated Absences and Other Postretirement Benefit Plans

- A. Defined Benefit Plan - Not Applicable
- B. Investment Policies and Strategies of Plan Assets - Not Applicable
- C. Fair Value of Each Class of Plan Assets - Not Applicable
- D. Expected Long-Term Rate of Return for the Plan Assets - Not Applicable
- E. Defined Contribution Plans

The Company provides its employees with an employer matched safe harbor 401(K) retirement plan. The Board of Directors may also award qualified employees with an additional 401(K) bonus contribution based on the Company's underwriting profit.
- F. Multiemployer Plans - Not Applicable
- G. Consolidated/Holding Company Plans - Not Applicable
- H. Postemployment Benefits and Compensated Absences - Not Applicable
- I. Impact of Medicare Modernization Act on Postretirement Benefits (INT 04-17) - Not Applicable

13. Capital and Surplus, Dividend Restrictions and Quasi-Reorganizations

- A. Outstanding Shares - Not Applicable
- B. Dividend Rate of Preferred Stock - Not Applicable
- C. Dividend Restrictions - Not Applicable
- D. Ordinary Dividends - Not Applicable
- E. Company Profits Paid as Ordinary Dividends - Not Applicable
- F. Surplus Restrictions - Not Applicable
- G. Surplus Advances - Not Applicable
- H. Stock Held for Special Purposes - Not Applicable

Notes to the Financial Statements

13. Capital and Surplus, Dividend Restrictions and Quasi-Reorganizations (Continued)

- I. Changes in Special Surplus Funds - Not Applicable
- J. Unassigned Funds (Surplus)
The portion of unassigned funds (surplus) represented or reduced by cumulative unrealized gains and (losses) is \$966,441.
- K. Company-Issued Surplus Debentures or Similar Obligations - Not Applicable
- L. Impact of Any Restatement Due to Prior Quasi-Reorganizations - Not Applicable
- M. Effective Date(s) of Quasi-Reorganizations in the Prior 10 Years - Not Applicable

14. Liabilities, Contingencies and Assessments

- A. Contingent Commitments
Various lawsuits against the Company regarding questions of coverage have arisen in the course of the Company's business. Contingent liabilities arising from litigation and other matters are not considered material in relation to the financial position of the Company.
 - (1) Commitments or contingent commitment(s) to an SCA entity, joint venture, partnership, or limited liability company - Not Applicable
 - (2) Nature and circumstances of guarantee - Not Applicable
 - (3) Aggregate compilation of guarantee obligations - Not Applicable
- B. Assessments - Not Applicable
- C. Gain Contingencies - Not Applicable
- D. Claims Related Extra Contractual Obligation and Bad Faith Losses Stemming from Lawsuits - Not Applicable
- E. Product Warranties - Not Applicable
- F. Joint and Several Liabilities - Not Applicable
- G. All Other Contingencies - Not Applicable

15. Leases - Not Applicable

16. Information About Financial Instruments With Off-Balance-Sheet Risk And Financial Instruments With Concentrations of Credit Risk - Not Applicable

17. Sale, Transfer and Servicing of Financial Assets and Extinguishments of Liabilities - Not Applicable

18. Gain or Loss to the Reporting Entity from Uninsured Plans and the Uninsured Portion of Partially Insured Plans - Not Applicable

19. Direct Premium Written/Produced by Managing General Agents/Third Party Administrators - Not Applicable

20. Fair Value Measurements

- A. Fair Value Measurement
Fair values are based on quoted market prices when available. The Company's financial assets and liabilities carried at fair value have been classified, for disclosure purposes, based on Statutory Accounting Principle No. 100, Fair Value Measurements.
 - Level 1 inputs consist of unadjusted quoted prices for identical assets and liabilities in active markets accessible at the measurement date.
 - Level 2 inputs consist of quoted prices for similar assets and liabilities in active markets, quoted prices from those willing to trade markets that are not active, or other inputs that are observable or can be confirmed by market data for the term of the instrument.
 - Level 3 inputs consist of unobservable inputs (supported by little or no market activity) and reflect the Company's best estimate of what hypothetical market participants would use to determine a transaction price for the asset or liability at the reporting date.

(1) Fair value measurements at reporting date

The following tables provide information as of March 31, 2025 about the Company's financial assets measured at fair value on a recurring basis:

Description for each class of asset or liability	Level 1	Level 2	Level 3	Net Asset Value (NAV)	Total
a. Assets at fair value					
Bond: SVO Identified Funds	\$ 2,603,936	\$	\$	\$	\$ 2,603,936
Common Stock: Industrials and Miscellaneous	11,072,701	117,723	11,190,424
Common Stock: Parents, Subsidiaries and Affiliates	100	100
Cash & Equivalents: Industrials and Miscellaneous	5,081,188	5,081,188
Total assets at fair value/NAV	<u>\$ 18,757,825</u>	<u>\$ 117,723</u>	<u>\$ 100</u>	<u>\$</u>	<u>\$ 18,875,648</u>
b. Liabilities at fair value					
Total liabilities at fair value	<u>\$</u>	<u>\$</u>	<u>\$</u>	<u>\$</u>	<u>\$</u>

Level 1 Transfers – Details

NONE

Notes to the Financial Statements

20. Fair Value Measurements (Continued)

(2) Fair value measurements in Level 3 of the fair value hierarchy

Description	Beginning balance as of 01/01/2025	Transfers Into Level 3	Transfers Out of Level 3	Total Gains and (Losses) Included in Net Income	Total Gains and (Losses) Included in Surplus	Purchases	Issuances	Sales	Settlements	Ending Balance at 03/31/2025
a. Assets										
Common Stock: Parents, Subsidiaries and Affiliates	\$ 100	\$	\$	\$	\$	\$	\$	\$	\$	\$ 100
Total assets	<u>\$ 100</u>	<u>\$</u>	<u>\$</u>	<u>\$</u>	<u>\$</u>	<u>\$</u>	<u>\$</u>	<u>\$</u>	<u>\$</u>	<u>\$ 100</u>
b. Liabilities										
Total liabilities	<u>\$</u>	<u>\$</u>	<u>\$</u>	<u>\$</u>	<u>\$</u>	<u>\$</u>	<u>\$</u>	<u>\$</u>	<u>\$</u>	<u>\$</u>

(3) Policy on transfers into and out of Level 3 - Not Applicable

(4) Inputs and techniques used for Level 2 and Level 3 fair values - Not Applicable

(5) Derivatives - Not Applicable

B. Other Fair Value Disclosures - Not Applicable

C. Fair Values for All Financial Instruments by Level 1, 2 and 3

Type of Financial Instrument	Aggregate Fair Value	Admitted Assets	Level 1	Level 2	Level 3	Net Asset Value (NAV)	Not Practicable (Carrying Value)
Bond	\$ 20,409,120	\$ 20,576,163	\$ 20,409,120	\$ –	\$ –	\$	\$
CMO 5,134,793 5,131,384 5,134,793 – –
MBS 358,765 391,888 358,765 – –
Common Stock 11,190,524 11,190,524 11,072,701 117,723 100
Cash & Cash Equivalents 5,081,188 5,081,188 5,081,188 – –

D. Not Practicable to Estimate Fair Value

Type or Class of Financial Instrument	Carrying Value	Effective Interest Rate	Maturity Date	Explanation
Total Cash & Cash Equivalents	\$ 5,081,188 3.000 % 03/31/2025
Total Short Term %

E. Nature and Risk of Investments Reported at NAV - Not Applicable

21. Other Items - Not Applicable

22. Events Subsequent - Not Applicable

23. Reinsurance

A. Unsecured Reinsurance Recoverables - Not Applicable

B. Reinsurance Recoverable in Dispute - Not Applicable

C. Reinsurance Assumed and Ceded

(1) Maximum amount of return commission that would have been due reinsurers if all of the company's reinsurance was canceled or if the company's insurance assumed was canceled

	Assumed Reinsurance		Ceded Reinsurance		Net	
	Premium Reserve	Commission Equity	Premium Reserve	Commission Equity	Premium Reserve	Commission Equity
a. Affiliates	\$	\$	\$	\$	\$	\$
b. All other 19,393 6,788 2,454,232 598,833 (2,434,839) (592,045)
c. Total (a+b)	<u>\$ 19,393</u>	<u>\$ 6,788</u>	<u>\$ 2,454,232</u>	<u>\$ 598,833</u>	<u>\$ (2,434,839)</u>	<u>\$ (592,045)</u>
d. Direct unearned premium reserve	\$ 24,209,785

Commission equity amounts computed by applying the fixed or provisional commission rate for each contract to the unearned premium reserve:
Assumed All Other - 35%.
Ceded Other (blended rate) - 24.4%.

(2) The additional or return commission, predicated on loss experience or on any other form of profit-sharing arrangements in this statement as a result of existing contractual arrangements is accrued as follows: - Not Applicable

(3) Risks attributed to each of the company's protected cells - Not Applicable

D. Uncollectible Reinsurance - Not Applicable

E. Commutation of Ceded Reinsurance - Not Applicable

F. Retroactive Reinsurance - Not Applicable

G. Reinsurance Accounted for as a Deposit - Not Applicable

H. Disclosures for the Transfer of Property and Casualty Run-Off Agreements - Not Applicable

I. Certified Reinsurer Rating Downgraded or Status Subject to Revocation - Not Applicable

J. Reinsurance Agreements Qualifying for Reinsurer Aggregation - Not Applicable

K. Reinsurance Credit - Not Applicable

24. Retrospectively Rated Contracts & Contracts Subject to Redetermination

A. Method Used to Estimate - Not Applicable

Notes to the Financial Statements

24. Retrospectively Rated Contracts & Contracts Subject to Redetermination (Continued)

- B. Method Used to Record - Not Applicable
- C. Amount and Percent of Net Retrospective Premiums - Not Applicable
- D. Medical Loss Ratio Rebates Required Pursuant to the Public Health Service Act - Not Applicable
- E. Calculation of Nonadmitted Retrospective Premium - Not Applicable
- F. Risk-Sharing Provisions of the Affordable Care Act (ACA)

The Company does not write any accident or health insurance premiums that are subject to the Affordable Care Act risk-sharing provisions.

- (1) Accident and health insurance premium subject to the Affordable Care Act risk-sharing provisions

Did the reporting entity write accident and health insurance premium which is subject to the Affordable Care Act risk sharing provisions?
NO

- (2) Impact of Risk-Sharing Provisions of the Affordable Care Act on admitted assets, liabilities and revenue for the current year - Not Applicable
- (3) Roll-forward of prior year ACA risk-sharing provisions for the following asset (gross of any nonadmission) and liability balances, along with the reasons for adjustments to prior year balance - Not Applicable

25. Changes in Incurred Losses and Loss Adjustment Expenses

- A. Reasons for Changes in the Provision for Incurred Loss and Loss Adjustment Expenses Attributable to Insured Events of Prior Years
Reserves for incurred losses and LAE as of 12/31/2024 were \$8,399,268. As of 03/31/2025, \$1,629,000 has been paid for incurred losses attributable to insured events of prior years. Reserves remaining for prior years are now \$5,479,000 as a result of re-estimation of unpaid claims and claim adjustment expenses. Therefore, there has been \$1,291,268 of **favorable** development from prior years. Increases and decreases of this nature occur as a result of ongoing analysis of recent loss development trends. Original estimates are increased or decreased, as additional information becomes known regarding individual claims.
- B. Significant Changes in Methodologies and Assumptions Used in Calculating the Liability for Unpaid Losses and Loss Adjustment Expenses - Not Applicable

26. Intercompany Pooling Arrangements - Not Applicable

27. Structured Settlements - Not Applicable

28. Health Care Receivables - Not Applicable

29. Participating Policies - Not Applicable

30. Premium Deficiency Reserves

	<u>FIRE</u>	<u>HO / FO</u>	<u>CMP</u>	<u>GL / UMB</u>	<u>CAP / APD</u>
Net unearned premium reserve at 12/31/24	\$ 818,717	\$ 6,364,195	\$ 12,134,517	\$ 469,996	\$ 1,439,025
Anticipated loss and adjusting (5 year average)	(419,270)	(4,636,244)	(7,559,950)	(163,888)	(1,042,631)
Acquisition costs (at renewal)	-	-	-	-	-
Policy maintenance cost (10.0% estimate)	(81,872)	(636,420)	(1,213,452)	(47,000)	(143,903)
Surplus / (Deficiency)	<u>\$ 317,575</u>	<u>\$ 1,091,532</u>	<u>\$ 3,361,116</u>	<u>\$ 259,108</u>	<u>\$ 252,492</u>
Net earned premium 2020	1,349	6,083	10,729	396	1,594
Net earned premium 2021	1,254	7,086	12,247	394	2,090
Net earned premium 2022	1,152	8,065	15,006	344	2,411
Net earned premium 2023	1,164	8,560	14,625	536	2,521
Net earned premium 2024	1,152	9,534	16,088	564	2,500
	<u>\$ 6,071</u>	<u>\$ 39,328</u>	<u>\$ 68,695</u>	<u>\$ 2,234</u>	<u>\$ 11,116</u>
Net incurred loss & lae 2020	264	2,758	6,060	211	1,082
Net incurred loss & lae 2021	830	3,379	8,038	19	1,132
Net incurred loss & lae 2022	589	6,447	8,268	264	1,857
Net incurred loss & lae 2023	959	9,222	11,311	93	2,220
Net incurred loss & lae 2024	467	6,844	9,121	192	1,763
	<u>\$ 3,109</u>	<u>\$ 28,650</u>	<u>\$ 42,798</u>	<u>\$ 779</u>	<u>\$ 8,054</u>

The Company evaluated the need to record a premium deficiency reserve as of the end of the year and determined a reserve was not required. The Company does not anticipate investment income when evaluating the need for premium deficiency reserves.

- 1. Liability carried for premium deficiency reserves:..... \$.....
- 2. Date of the most recent evaluation of this liability:..... 12/31/2024.....
- 3. Was anticipated investment income utilized in the calculation?..... NO.....

31. High Deductibles - Not Applicable

32. Discounting of Liabilities For Unpaid Losses or Unpaid Loss Adjustment Expenses - Not Applicable

Notes to the Financial Statements

- 33. Asbestos/Environmental Reserves - Not Applicable
- 34. Subscriber Savings Accounts - Not Applicable
- 35. Multiple Peril Crop Insurance - Not Applicable
- 36. Financial Guaranty Insurance - Not Applicable

GENERAL INTERROGATORIES

PART 1 - COMMON INTERROGATORIES

GENERAL

- 1.1

Did the reporting entity experience any material transactions requiring the filing of Disclosure of Material Transactions with the State of Domicile, as required by the Model Act?

Yes ☐ No ☒
- 1.2

If yes, has the report been filed with the domiciliary state?

Yes ☐ No ☐
- 2.1

Has any change been made during the year of this statement in the charter, by-laws, articles of incorporation, or deed of settlement of the reporting entity?

Yes ☐ No ☒
- 2.2

If yes, date of change:
- 3.1

Is the reporting entity a member of an Insurance Holding Company System consisting of two or more affiliated persons, one or more of which is an insurer?

Yes ☒ No ☐
- If yes, complete Schedule Y, Parts 1 and 1A.
- 3.2

Have there been any substantial changes in the organizational chart since the prior quarter end?

Yes ☐ No ☒
- 3.3

If the response to 3.2 is yes, provide a brief description of those changes.
- 3.4

Is the reporting entity publicly traded or a member of a publicly traded group?

Yes ☐ No ☒
- 3.5

If the response to 3.4 is yes, provide the CIK (Central Index Key) code issued by the SEC for the entity/group.
- 4.1

Has the reporting entity been a party to a merger or consolidation during the period covered by this statement?

Yes ☐ No ☒
- 4.2

If yes, provide the name of entity, NAIC Company Code, and state of domicile (use two letter state abbreviation) for any entity that has ceased to exist as a result of the merger or consolidation.

1	2	3
Name of Entity	NAIC Company Code	State of Domicile

5.

If the reporting entity is subject to a management agreement, including third-party administrator(s), managing general agent(s), attorney-in-fact, or similar agreement, have there been any significant changes regarding the terms of the agreement or principals involved?

Yes ☐ No ☒ NA ☐

If yes, attach an explanation.
- 6.1

State as of what date the latest financial examination of the reporting entity was made or is being made.

12/31/2022
- 6.2

State the as of date that the latest financial examination report became available from either the state of domicile or the reporting entity. This date should be the date of the examined balance sheet and not the date the report was completed or released.

12/31/2022
- 6.3

State as of what date the latest financial examination report became available to other states or the public from either the state of domicile or the reporting entity. This is the release date or completion date of the examination report and not the date of the examination (balance sheet date).

08/31/2023
- 6.4

By what department or departments?

Ohio Department of Insurance
- 6.5

Have all financial statement adjustments within the latest financial examination report been accounted for in a subsequent financial statement filed with Departments?

Yes ☒ No ☐ NA ☐
- 6.6

Have all of the recommendations within the latest financial examination report been complied with?

Yes ☐ No ☒ NA ☐
- 7.1

Has this reporting entity had any Certificates of Authority, licenses or registrations (including corporate registration, if applicable) suspended or revoked by any governmental entity during the reporting period?

Yes ☐ No ☒
- 7.2

If yes, give full information:
- 8.1

Is the company a subsidiary of a bank holding company regulated by the Federal Reserve Board?

Yes ☐ No ☒
- 8.2

If response to 8.1 is yes, please identify the name of the bank holding company.
- 8.3

Is the company affiliated with one or more banks, thrifts or securities firms?

Yes ☐ No ☒
- 8.4

If response to 8.3 is yes, please provide below the names and location (city and state of the main office) of any affiliates regulated by a federal regulatory services agency [i.e. the Federal Reserve Board (FRB), the Office of the Comptroller of the Currency (OCC), the Federal Deposit Insurance Corporation (FDIC) and the Securities Exchange Commission (SEC)] and identify the affiliate's primary federal regulator.]
- | 1 | 2 | 3 | 4 | 5 | 6 |
|----------------|---------------------------|-----|-----|------|-----|
| Affiliate Name | Location
(City, State) | FRB | OCC | FDIC | SEC |
| | | | | | |
- 9.1

Are the senior officers (principal executive officer, principal financial officer, principal accounting officer or controller, or persons performing similar functions) of the reporting entity subject to a code of ethics, which includes the following standards?

Yes ☒ No ☐

(a) Honest and ethical conduct, including the ethical handling of actual or apparent conflicts of interest between personal and professional relationships;

(b) Full, fair, accurate, timely and understandable disclosure in the periodic reports required to be filed by the reporting entity;

(c) Compliance with applicable governmental laws, rules and regulations;

(d) The prompt internal reporting of violations to an appropriate person or persons identified in the code; and

(e) Accountability for adherence to the code.
- 9.11

If the response to 9.1 is No, please explain:
- 9.2

Has the code of ethics for senior managers been amended?

Yes ☐ No ☒
- 9.21

If the response to 9.2 is Yes, provide information related to amendment(s).
- 9.3

Have any provisions of the code of ethics been waived for any of the specified officers?

Yes ☐ No ☒
- 9.31

If the response to 9.3 is Yes, provide the nature of any waiver(s).

FINANCIAL

- 10.1

Does the reporting entity report any amounts due from parent, subsidiaries or affiliates on Page 2 of this statement?

Yes ☐ No ☒
- 10.2

If yes, indicate any amounts receivable from parent included in the Page 2 amount:

\$

GENERAL INTERROGATORIES

INVESTMENT

11.1 Were any of the stocks, bonds, or other assets of the reporting entity loaned, placed under option agreement, or otherwise made available for use by another person? (Exclude securities under securities lending agreements.) Yes ☐ No ☒

11.2 If yes, give full and complete information relating thereto:
.....

12. Amount of real estate and mortgages held in other invested assets in Schedule BA:\$0

13. Amount of real estate and mortgages held in short-term investments:\$0

14.1 Does the reporting entity have any investments in parent, subsidiaries and affiliates? Yes ☒ No ☐

14.2 If yes, please complete the following:

	1 Prior Year-End Book/Adjusted Carrying Value	2 Current Quarter Book/Adjusted Carrying Value
14.21 Bonds	\$0	\$0
14.22 Preferred Stock	\$0	\$0
14.23 Common Stock	\$100	\$100
14.24 Short-Term Investments	\$0	\$0
14.25 Mortgage Loans on Real Estate	\$0	\$0
14.26 All Other	\$0	\$0
14.27 Total Investment in Parent, Subsidiaries and Affiliates (Subtotal Lines 14.21 to 14.26).....	\$100	\$100
14.28 Total Investment in Parent included in Lines 14.21 to 14.26 above	\$0	\$0

15.1 Has the reporting entity entered into any hedging transactions reported on Schedule DB? Yes ☐ No ☒

15.2 If yes, has a comprehensive description of the hedging program been made available to the domiciliary state? Yes ☐ No ☐ NA ☒
If no, attach a description with this statement.

16. For the reporting entity's security lending program, state the amount of the following as of the current statement date:
16.1 Total fair value of reinvested collateral assets reported on Schedule DL, Parts 1 and 2\$0
16.2 Total book/adjusted carrying value of reinvested collateral assets reported on Schedule DL, Parts 1 and 2\$0
16.3 Total payable for securities lending reported on the liability page\$0

17. Excluding items in Schedule E – Part 3 – Special Deposits, real estate, mortgage loans and investments held physically in the reporting entity's offices, vaults or safety deposit boxes, were all stocks, bonds and other securities, owned throughout the current year held pursuant to a custodial agreement with a qualified bank or trust company in accordance with Section 1, III – General Examination Considerations, F. Outsourcing of Critical Functions, Custodial or Safekeeping Agreements of the NAIC *Financial Condition Examiners Handbook*? Yes ☒ No ☐

17.1 For all agreements that comply with the requirements of the NAIC *Financial Condition Examiners Handbook*, complete the following:

1 Name of Custodian(s)	2 Custodian Address
Main Street Bank Corp.....	Wooster, OH.....
Federal Home Loan Bank.....	Cincinnati, OH.....
Manufacturers and Traders Trust Co.....	Baltimore, MD.....
Wayne Wealth Management.....	Wooster, OH.....

17.2 For all agreements that do not comply with the requirements of the NAIC *Financial Condition Examiners Handbook*, provide the name, location and a complete explanation:

1 Name(s)	2 Location(s)	3 Complete Explanation(s)

17.3 Have there been any changes, including name changes, in the custodian(s) identified in 17.1 during the current quarter? Yes ☐ No ☒

17.4 If yes, give full and complete information relating thereto:

1 Old Custodian	2 New Custodian	3 Date of Change	4 Reason

17.5 Investment management – Identify all investment advisors, investment managers, broker/dealers, including individuals that have the authority to make investment decisions on behalf of the reporting entity. This includes both primary and sub-advisors. For assets that are managed internally by employees of the reporting entity, note as such. [...that have access to the investment accounts"; "...handle securities"]

1 Name of Firm or Individual	2 Affiliation
Logan Capital Management, Inc.....	U.....
Payden & Rygel Investment Management.....	U.....
The Concord Advisory Group, Ltd.....	U.....
Thomas Troyer, CEO, investment account access.....	I.....
Scott Ezzo, VP-Finance, investment account access.....	I.....

17.5097 For those firms/individuals listed in the table for Question 17.5, do any firms/individuals unaffiliated with the reporting entity (i.e., designated with a "U") manage more than 10% of the reporting entity's invested assets? Yes ☒ No ☐

17.5098 For firms/individuals unaffiliated with the reporting entity (i.e., designated with a "U") listed in the table for Question 17.5, does the total assets under management aggregate to more than 50% of the reporting entity's invested assets? Yes ☒ No ☐

17.6 For those firms or individuals listed in the table for 17.5 with an affiliation code of "A" (affiliated) or "U" (unaffiliated), provide the information for the table below.

1 Central Registration Depository Number	2 Name of Firm or Individual	3 Legal Entity Identifier (LEI)	4 Registered With	5 Investment Management Agreement (IMA) Filed

18.1 Have all the filing requirements of the *Purposes and Procedures Manual of the NAIC Investment Analysis Office* been followed? Yes ☒ No ☐

18.2 If no, list exceptions:
.....

19. By self-designating 5GI securities, the reporting entity is certifying the following elements for each self-designated 5GI security:

- a. Documentation necessary to permit a full credit analysis of the security does not exist or an NAIC CRP credit rating for an FE or PL security is not available.
- b. Issuer or obligor is current on all contracted interest and principal payments.
- c. The insurer has an actual expectation of ultimate payment of all contracted interest and principal.

Has the reporting entity self-designated 5GI securities?..... Yes ☐ No ☒

GENERAL INTERROGATORIES

20. By self-designating PLGI securities, the reporting entity is certifying its compliance with the requirements as specified in the *Purposes and Procedures Manual of the NAIC Investment Analysis Office* (P&P Manual) for private letter rating (PLR) securities and the following elements of each self-designated PLGI security:

a. The security was either:

i. issued prior to January 1, 2018 (which is exempt from PLR filing requirements pursuant to the P&P Manual), or

ii. issued from January 1, 2018 to December 31, 2021 and subject to a confidentiality agreement executed prior to January 1, 2022 which confidentiality agreement remains in force, for which an insurance company cannot provide a copy of a private letter rating rationale report to the SVO due to confidentiality or other contractual reasons ("waived submission PLR securities").

b. The reporting entity is holding capital commensurate with the NAIC Designation and NAIC Designation Category reported for the security.

c. The NAIC Designation and NAIC Designation Category were derived from the credit rating assigned by an NAIC CRP in its legal capacity as an NRSRO which is shown on a current private letter rating, dated during the financial statement year, held by the insurer and available for examination by state insurance regulators.

d. Other than for waived submission PLR securities, defined above, on or after January 1, 2024 for any PLR securities issued on or after January 1, 2022, if the reporting entity is not permitted to share this private credit rating or the private rating letter rationale report of the PL security with the SVO, it certifies that it is reporting it as an NAIC 5.B GI and may not assign any other self-designation.

Has the reporting entity self-designated PLGI to securities, all of which meet the above requirement and as specified in the P&P Manual?....

Yes [] No [X]

21. By assigning FE to a Schedule BA non-registered private fund, the reporting entity is certifying the following elements of each self-designated FE fund:

a. The shares were purchased prior to January 1, 2019.

b. The reporting entity is holding capital commensurate with the NAIC Designation reported for the security.

c. The security had a public credit rating(s) with annual surveillance assigned by an NAIC CRP in its legal capacity as an NRSRO prior to January 1, 2019.

d. The fund only or predominantly holds bonds in its portfolio.

e. The current reported NAIC Designation was derived from the public credit rating(s) with annual surveillance assigned by an NAIC CRP in its legal capacity as an NRSRO.

f. The public credit rating(s) with annual surveillance assigned by an NAIC CRP has not lapsed.

Has the reporting entity assigned FE to Schedule BA non-registered private funds that complied with the above criteria?.....

Yes [] No [X]

7.2

GENERAL INTERROGATORIES
PART 2 - PROPERTY & CASUALTY INTERROGATORIES

1. If the reporting entity is a member of a pooling arrangement, did the agreement or the reporting entity's participation change? Yes [] No [X] NA []
If yes, attach an explanation.

2. Has the reporting entity reinsured any risk with any other reporting entity and agreed to release such entity from liability, in whole or in part, from any loss that may occur on the risk, or portion thereof, reinsured? Yes [] No [X]
If yes, attach an explanation.

3.1 Have any of the reporting entity's primary reinsurance contracts been canceled? Yes [] No [X]

3.2 If yes, give full and complete information thereto.
.....

4.1 Are any of the liabilities for unpaid losses and loss adjustment expenses other than certain workers' compensation tabular reserves (see *Annual Statement Instructions* pertaining to disclosure of discounting for definition of "tabular reserves,") discounted at a rate of interest greater than zero? Yes [] No []

4.2 If yes, complete the following schedule:

			TOTAL DISCOUNT				DISCOUNT TAKEN DURING PERIOD			
1	2	3	4	5	6	7	8	9	10	11
Line of Business	Maximum Interest	Discount Rate	Unpaid Losses	Unpaid LAE	IBNR	TOTAL	Unpaid Losses	Unpaid LAE	IBNR	TOTAL
TOTAL			0	0	0	0	0	0	0	0

5. Operating Percentages:

5.1 A&H loss percent

5.2 A&H cost containment percent

5.3 A&H expense percent excluding cost containment expenses.....

6.1 Do you act as a custodian for health savings accounts?.....

6.2 If yes, please provide the amount of custodial funds held as of the reporting date.....

6.3 Do you act as an administrator for health savings accounts?.....

6.4 If yes, please provide the balance of the funds administered as of the reporting date.....

7. Is the reporting entity licensed or chartered, registered, qualified, eligible or writing business in at least two states?.....

7.1 If no, does the reporting entity assume reinsurance business that covers risks residing in at least one state other than the state of domicile of the reporting entity?.....

STATEMENT AS OF MARCH 31, 2025 OF THE MENNONITE MUTUAL INSURANCE COMPANY

SCHEDULE F - CEDED REINSURANCE

Showing All New Reinsurers - Current Year to Date

[illegible]

SCHEDULE T - EXHIBIT OF PREMIUMS WRITTEN

Current Year to Date – Allocated by States and Territories								
States, etc.	1	Direct Premiums Written		Direct Losses Paid (Deducting Salvage)		Direct Losses Unpaid		
		2	3	4	5	6	7	
	Active Status (a)	Current Year To Date	Prior Year To Date	Current Year To Date	Prior Year To Date	Current Year To Date	Prior Year To Date	
1. Alabama	AL	N	0	0	0	0	0	
2. Alaska	AK	N	0	0	0	0	0	
3. Arizona	AZ	N	0	0	0	0	0	
4. Arkansas	AR	N	0	0	0	0	0	
5. California	CA	N	0	0	0	0	0	
6. Colorado	CO	N	0	0	0	0	0	
7. Connecticut	CT	N	0	0	0	0	0	
8. Delaware	DE	N	0	0	0	0	0	
9. Dist. Columbia	DC	N	0	0	0	0	0	
10. Florida	FL	N	0	0	0	0	0	
11. Georgia	GA	N	0	0	0	0	0	
12. Hawaii	HI	N	0	0	0	0	0	
13. Idaho	ID	N	0	0	0	0	0	
14. Illinois	IL	N	0	0	0	0	0	
15. Indiana	IN	L	5,737,408	5,500,802	1,766,566	2,368,837	8,395,811	
16. Iowa	IA	N	0	0	0	0	0	
17. Kansas	KS	N	0	0	0	0	0	
18. Kentucky	KY	N	0	0	0	0	0	
19. Louisiana	LA	N	0	0	0	0	0	
20. Maine	ME	N	0	0	0	0	0	
21. Maryland	MD	N	0	0	0	0	0	
22. Massachusetts	MA	N	0	0	0	0	0	
23. Michigan	MI	N	0	0	0	0	0	
24. Minnesota	MN	N	0	0	0	0	0	
25. Mississippi	MS	N	0	0	0	0	0	
26. Missouri	MO	N	0	0	0	0	0	
27. Montana	MT	N	0	0	0	0	0	
28. Nebraska	NE	N	0	0	0	0	0	
29. Nevada	NV	N	0	0	0	0	0	
30. New Hampshire	NH	N	0	0	0	0	0	
31. New Jersey	NJ	N	0	0	0	0	0	
32. New Mexico	NM	N	0	0	0	0	0	
33. New York	NY	N	0	0	0	0	0	
34. No. Carolina	NC	N	0	0	0	0	0	
35. No. Dakota	ND	N	0	0	0	0	0	
36. Ohio	OH	L	7,405,268	6,838,437	1,392,180	3,438,639	5,351,160	
37. Oklahoma	OK	N	0	0	0	0	0	
38. Oregon	OR	N	0	0	0	0	0	
39. Pennsylvania	PA	L	0	0	0	0	0	
40. Rhode Island	RI	N	0	0	0	0	0	
41. So. Carolina	SC	N	0	0	0	0	0	
42. So. Dakota	SD	N	0	0	0	0	0	
43. Tennessee	TN	N	0	0	0	0	0	
44. Texas	TX	N	0	0	0	0	0	
45. Utah	UT	N	0	0	0	0	0	
46. Vermont	VT	N	0	0	0	0	0	
47. Virginia	VA	N	0	0	0	0	0	
48. Washington	WA	N	0	0	0	0	0	
49. West Virginia	WV	N	0	0	0	0	0	
50. Wisconsin	WI	N	0	0	0	0	0	
51. Wyoming	WY	N	0	0	0	0	0	
52. American Samoa	AS	N	0	0	0	0	0	
53. Guam	GU	N	0	0	0	0	0	
54. Puerto Rico	PR	N	0	0	0	0	0	
55. U.S. Virgin Islands	VI	N	0	0	0	0	0	
56. Northern Mariana Islands	MP	N	0	0	0	0	0	
57. Canada	CAN	N	0	0	0	0	0	
58. Aggregate Other Alien	OT	XXX	0	0	0	0	0	
59. Totals	XXX	13,142,676	12,339,239	3,158,746	5,807,476	13,746,971	17,333,545	
DETAILS OF WRITE-INS								
58001.	XXX							
58002.	XXX							
58003.	XXX							
58998. Summary of remaining write-ins for Line 58 from overflow page.	XXX	0	0	0	0	0	0	
58999. TOTALS (Lines 58001 through 58003 plus 58998) (Line 58 above)	XXX	0	0	0	0	0	0	

(a) Active Status Counts

1. L – Licensed or Chartered – Licensed insurance carrier or domiciled RRG

2. R – Registered – Non-domiciled RRGs

3. E – Eligible – Reporting entities eligible or approved to write surplus lines in the state (other than their state of domicile – See DSLI)
4. Q – Qualified – Qualified or accredited reinsurer

5. D – Domestic Surplus Lines Insurer (DSLII) – Reporting entities authorized to write surplus lines in the state of domicile

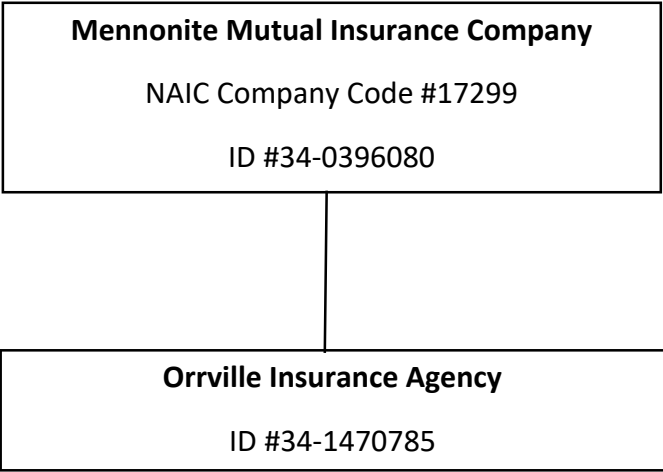
6. N – None of the above – Not allowed to write business in the state
- 0

54

All of the premiums and losses with respect to every kind of insurance transacted are allocated to the state in which the property or insured is located.

SCHEDULE Y – INFORMATION CONCERNING ACTIVITIES OF INSURER MEMBERS OF A HOLDING COMPANY GROUP
PART 1 – ORGANIZATIONAL CHART

MENNONITE MUTUAL GROUP
ORGANIZATIONAL CHART
NAIC Group Code #4780



1. All companies and agencies are controlled by a common board of directors and officers.

SCHEDULE Y
PART 1A – DETAILS OF INSURANCE HOLDING COMPANY SYSTEM

Asterisk	Explanation
----------	-------------

PART 1 - LOSS EXPERIENCE

Line of Business		Current Year to Date			4 Prior Year to Date Direct Loss Percentage
		1 Direct Premiums Earned	2 Direct Losses Incurred	3 Direct Loss Percentage	
1.	Fire	388,335	207,533	53.4	7.3
2.1	Allied lines			0.0	0.0
2.2	Multiple peril crop			0.0	0.0
2.3	Federal flood			0.0	0.0
2.4	Private crop			0.0	0.0
2.5	Private flood	58,181	(10,000)	(17.2)	0.0
3.	Farmowners multiple peril	3,548,554	879,416	24.8	138.6
4.	Homeowners multiple peril			0.0	0.0
5.1	Commercial multiple peril (non-liability portion)	4,731,661	2,149,085	45.4	71.9
5.2	Commercial multiple peril (liability portion)	1,756,038	1,126,546	64.2	2.5
6.	Mortgage guaranty			0.0	0.0
8.	Ocean marine			0.0	0.0
9.1.	Inland marine			0.0	0.0
9.2.	Pet insurance			0.0	0.0
10.	Financial guaranty			0.0	0.0
11.1	Medical professional liability -occurrence			0.0	0.0
11.2	Medical professional liability -claims made			0.0	0.0
12.	Earthquake			0.0	0.0
13.1	Comprehensive (hospital and medical) individual			0.0	0.0
13.2	Comprehensive (hospital and medical) group			0.0	0.0
14.	Credit accident and health			0.0	0.0
15.1	Vision only			0.0	0.0
15.2	Dental only			0.0	0.0
15.3	Disability income			0.0	0.0
15.4	Medicare supplement			0.0	0.0
15.5	Medicaid Title XIX			0.0	0.0
15.6	Medicare Title XVIII			0.0	0.0
15.7	Long-term care			0.0	0.0
15.8	Federal employees health benefits plan			0.0	0.0
15.9	Other health			0.0	0.0
16.	Workers' compensation			0.0	0.0
17.1	Other liability occurrence	494,454	(16,017)	(3.2)	111.5
17.2	Other liability-claims made			0.0	0.0
17.3	Excess Workers' Compensation			0.0	0.0
18.1	Products liability-occurrence			0.0	0.0
18.2	Products liability-claims made			0.0	0.0
19.1	Private passenger auto no-fault (personal injury protection)			0.0	0.0
19.2	Other private passenger auto liability			0.0	0.0
19.3	Commercial auto no-fault (personal injury protection)			0.0	0.0
19.4	Other commercial auto liability	548,785	330,799	60.3	12.4
21.1	Private passenger auto physical damage			0.0	0.0
21.2	Commercial auto physical damage	263,331	510,268	193.8	164.6
22.	Aircraft (all perils)			0.0	0.0
23.	Fidelity			0.0	0.0
24.	Surety			0.0	0.0
26.	Burglary and theft			0.0	0.0
27.	Boiler and machinery			0.0	0.0
28.	Credit			0.0	0.0
29.	International			0.0	0.0
30.	Warranty			0.0	0.0
31.	Reinsurance - Nonproportional Assumed Property	XXX	XXX	XXX	XXX
32.	Reinsurance - Nonproportional Assumed Liability	XXX	XXX	XXX	XXX
33.	Reinsurance - Nonproportional Assumed Financial Lines	XXX	XXX	XXX	XXX
34.	Aggregate write-ins for other lines of business	0	0	0.0	0.0
35.	TOTALS	11,789,339	5,177,630	43.9	78.4
DETAILS OF WRITE-INS					
3401.				
3402.				
3403.				
3498.	Sum. of remaining write-ins for Line 34 from overflow page	0	0	0.0	0.0
3499.	Totals (Lines 3401 through 3403 plus 3498) (Line 34)	0	0	0.0	0.0

PART 2 - DIRECT PREMIUMS WRITTEN

Line of Business		1 Current Quarter	2 Current Year to Date	3 Prior Year Year to Date
1.	Fire	392,105	392,105	340,043
2.1	Allied lines	0		0
2.2	Multiple peril crop	0		0
2.3	Federal flood	0		0
2.4	Private crop	0		0
2.5	Private flood	65,632	65,632	64,856
3.	Farmowners multiple peril	4,156,602	4,156,602	3,905,859
4.	Homeowners multiple peril	0		0
5.1	Commercial multiple peril (non-liability portion)	5,058,964	5,058,964	4,767,791
5.2	Commercial multiple peril (liability portion)	1,799,865	1,799,865	1,728,191
6.	Mortgage guaranty	0		0
8.	Ocean marine	0		0
9.1.	Inland marine	0		0
9.2.	Pet insurance	0		0
10.	Financial guaranty	0		0
11.1	Medical professional liability-occurrence	0		0
11.2	Medical professional liability-claims made	0		0
12.	Earthquake	0		0
13.1	Comprehensive (hospital and medical) individual	0		0
13.2	Comprehensive (hospital and medical) group	0		0
14.	Credit accident and health	0		0
15.1	Vision only	0		0
15.2	Dental only	0		0
15.3	Disability income	0		0
15.4	Medicare supplement	0		0
15.5	Medicaid Title XIX	0		0
15.6	Medicare Title XVIII	0		0
15.7	Long-term care	0		0
15.8	Federal employees health benefits plan	0		0
15.9	Other health	0		0
16.	Workers' compensation	0		0
17.1	Other liability occurrence	686,051	686,051	557,293
17.2	Other liability-claims made	0		0
17.3	Excess Workers' Compensation	0		0
18.1	Products liability-occurrence	0		0
18.2	Products liability-claims made	0		0
19.1	Private passenger auto no-fault (personal injury protection)	0		0
19.2	Other private passenger auto liability	0		0
19.3	Commercial auto no-fault (personal injury protection)	0		0
19.4	Other commercial auto liability	672,003	672,003	659,917
21.1	Private passenger auto physical damage	0		0
21.2	Commercial auto physical damage	311,455	311,455	315,288
22.	Aircraft (all perils)	0		0
23.	Fidelity	0		0
24.	Surety	0		0
26.	Burglary and theft	0		0
27.	Boiler and machinery	0		0
28.	Credit	0		0
29.	International	0		0
30.	Warranty	0		0
31.	Reinsurance - Nonproportional Assumed Property	XXX	XXX	XXX
32.	Reinsurance - Nonproportional Assumed Liability	XXX	XXX	XXX
33.	Reinsurance - Nonproportional Assumed Financial Lines	XXX	XXX	XXX
34.	Aggregate write-ins for other lines of business	0	0	0
35.	TOTALS	13,142,677	13,142,677	12,339,238
DETAILS OF WRITE-INS				
3401.	0		
3402.	0		
3403.	0		
3498.	Sum. of remaining write-ins for Line 34 from overflow page	0	0	0
3499.	Totals (Lines 3401 through 3403 plus 3498) (Line 34)	0	0	0

STATEMENT AS OF MARCH 31, 2025 OF THE MENNONITE MUTUAL INSURANCE COMPANY

PART 3 (\$000 OMITTED)

LOSS AND LOSS ADJUSTMENT EXPENSE RESERVES SCHEDULE

	1	2	3	4	5	6	7	8	9	10	11	12	13
Years in Which Losses Occurred	Prior Year-End Known Case Loss and LAE Reserves	Prior Year-End IBNR Loss and LAE Reserves	Total Prior Year-End Loss and LAE Reserves (Cols. 1 + 2)	2025 Loss and LAE Payments on Claims Reported as of Prior Year-End	2025 Loss and LAE Payments on Claims Unreported as of Prior Year-End	Total 2025 Loss and LAE Payments (Cols. 4 + 5)	Q.S. Date Known Case Loss and LAE Reserves on Claims Reported and Open as of Prior Year End	Q.S. Date Known Case Loss and LAE Reserves on Claims Reported or Reopened Subsequent to Prior Year End	Q.S. Date IBNR Loss and LAE Reserves	Total Q.S. Loss and LAE Reserves (Cols.7 + 8 + 9)	Prior Year-End Known Case Loss and LAE Reserves Developed (Savings)/ Deficiency (Cols. 4 + 7 minus Col. 1)	Prior Year-End IBNR Loss and LAE Reserves Developed (Savings)/ Deficiency (Cols. 5 + 8 + 9 minus Col. 2)	Prior Year-End Total Loss and LAE Reserve Developed (Savings)/ Deficiency (Cols. 11 + 12)
1. 2022 + Prior6634001,0635205250585140730(106)(175)(281)
2. 20231,6875962,28311501151,480342311,745(92)(331)(423)
3. Subtotals 2023 + prior2,3509963,34616701671,9851193712,475(198)(506)(704)
4. 20243,7181,3355,0531,3541081,4621,8613527913,004(503)(84)(587)
5. Subtotals 2024 + prior6,0682,3318,3991,5211081,6293,8464711,1625,479(701)(590)(1,291)
6. 2025XXXXXXXXXXXX2,0052,005XXX2,3541,7314,085XXXXXXXXX
7. Totals	6,068	2,331	8,399	1,521	2,113	3,634	3,846	2,825	2,893	9,564	(701)	(590)	(1,291)
8. Prior Year-End Surplus As Regards Policy-holders	20,871										Col. 11, Line 7 As % of Col. 1, Line 7	Col. 12, Line 7 As % of Col. 2, Line 7	Col. 13, Line 7 As % of Col. 3, Line 7
											1. (11.6)	2. (25.3)	3. (15.4)
											Col. 13, Line 7 Line 8		
											4. (6.2)		

SUPPLEMENTAL EXHIBITS AND SCHEDULES INTERROGATORIES

The following supplemental reports are required to be filed as part of your statement filing. However, in the event that your company does not transact the type of business for which the special report must be filed, your response of **NO** to the specific interrogatory will be accepted in lieu of filing a "NONE" report and a bar code will be printed below. If the supplement is required of your company but is not being filed for whatever reason enter **SEE EXPLANATION** and provide an explanation following the interrogatory questions.





	Response
1. Will the Trusteed Surplus Statement be filed with the state of domicile and the NAIC with this statement?NO.....
2. Will Supplement A to Schedule T (Medical Professional Liability Supplement) be filed with this statement?NO.....
3. Will the Medicare Part D Coverage Supplement be filed with the state of domicile and the NAIC with this statement?NO.....
4. Will the Director and Officer Insurance Coverage Supplement be filed with the state of domicile and the NAIC with this statement?NO.....

AUGUST FILING

5. Will the regulator-only (non-public) Communication of Internal Control Related Matters Noted in Audit be filed with the state of domicile and electronically with the NAIC (as a regulator-only non-public document) by August 1? The response for 1st and 3rd quarters should be N/A. A NO response resulting with a bar code is only appropriate in the 2nd quarter.N/A.....
---	---------------

Explanation:

Bar Code:

1.	 1 7 2 9 9 2 0 2 5 4 9 0 0 0 0 0 1
2.	 1 7 2 9 9 2 0 2 5 4 5 5 0 0 0 0 1
3.	 1 7 2 9 9 2 0 2 5 3 6 5 0 0 0 0 1
4.	 1 7 2 9 9 2 0 2 5 5 0 5 0 0 0 0 1

OVERFLOW PAGE FOR WRITE-INS

SCHEDULE A – VERIFICATION

Real Estate

	1	2
	Year To Date	Prior Year Ended December 31
1. Book/adjusted carrying value, December 31 of prior year	528,001	549,522
2. Cost of acquired:		
2.1 Actual cost at time of acquisition		14,821
2.2 Additional investment made after acquisition0
3. Current year change in encumbrances0
4. Total gain (loss) on disposals0
5. Deduct amounts received on disposals0
6. Total foreign exchange change in book/adjusted carrying value0
7. Deduct current year's other-than-temporary impairment recognized0
8. Deduct current year's depreciation	9,242	36,342
9. Book/adjusted carrying value at the end of current period (Lines 1+2+3+4-5+6-7-8)	518,759	528,001
10. Deduct total nonadmitted amounts0	.0
11. Statement value at end of current period (Line 9 minus Line 10)	518,759	528,001

SCHEDULE B – VERIFICATION

Mortgage Loans

	1	2
	Year To Date	Prior Year Ended December 31
1. Book value/recorded investment excluding accrued interest, December 31 of prior year0	.0
2. Cost of acquired:		
2.1 Actual cost at time of acquisition0
2.2 Additional investment made after acquisition0
3. Capitalized deferred interest and other0
4. Accrual of discount0
5. Unrealized valuation increase/(decrease)0
6. Total gain (loss) on disposals0
7. Deduct amounts received on disposals0
8. Deduct amortization of premium and mortgage interest points and commitment fees0
9. Total foreign exchange change in book value/recorded investment excluding accrued interest0
10. Deduct current year's other-than-temporary impairment recognized0
11. Book value/recorded investment excluding accrued interest at end of current period (Lines 1+2+3+4+5+6-7-8+9-10)0	.0
12. Total valuation allowance0
13. Subtotal (Line 11 plus Line 12)0	.0
14. Deduct total nonadmitted amounts0	.0
15. Statement value at end of current period (Line 13 minus Line 14)	0	0

SCHEDULE BA – VERIFICATION

Other Long-Term Invested Assets

	1	2
	Year To Date	Prior Year Ended December 31
1. Book/adjusted carrying value, December 31 of prior year0	.0
2. Cost of acquired:		
2.1 Actual cost at time of acquisition0
2.2 Additional investment made after acquisition0
3. Capitalized deferred interest and other0
4. Accrual of discount0
5. Unrealized valuation increase/(decrease)0
6. Total gain (loss) on disposals0
7. Deduct amounts received on disposals0
8. Deduct amortization of premium, depreciation and proportional amortization0
9. Total foreign exchange change in book/adjusted carrying value0
10. Deduct current year's other-than-temporary impairment recognized0
11. Book/adjusted carrying value at end of current period (Lines 1+2+3+4+5+6-7-8+9-10)0	.0
12. Deduct total nonadmitted amounts0	.0
13. Statement value at end of current period (Line 11 minus Line 12)	0	0

SCHEDULE D – VERIFICATION

Bonds and Stocks

	1	2
	Year To Date	Prior Year Ended December 31
1. Book/adjusted carrying value of bonds and stocks, December 31 of prior year	35,846,818	33,484,053
2. Cost of bonds and stocks acquired	6,213,242	16,284,177
3. Accrual of discount	7,083	23,439
4. Unrealized valuation increase/(decrease)	(442,018)	1,543,482
5. Total gain (loss) on disposals	(54,208)	(98,289)
6. Deduct consideration for bonds and stocks disposed of	4,274,687	15,364,339
7. Deduct amortization of premium	6,269	26,808
8. Total foreign exchange change in book/adjusted carrying value0
9. Deduct current year's other-than-temporary impairment recognized0
10. Total investment income recognized as a result of prepayment penalties and/or acceleration fees		1,103
11. Book/adjusted carrying value at end of current period (Lines 1+2+3+4+5-6-7+8-9+10)	37,289,961	35,846,818
12. Deduct total nonadmitted amounts	100	100
13. Statement value at end of current period (Line 11 minus Line 12)	37,289,861	35,846,718

STATEMENT AS OF MARCH 31, 2025 OF THE MENNONITE MUTUAL INSURANCE COMPANY

SCHEDULE D - PART 1B

Showing the Acquisitions, Dispositions and Non-Trading Activity
During the Current Quarter for all Bonds and Preferred Stock by NAIC Designation

NAIC Designation	1 Book/Adjusted Carrying Value Beginning of Current Quarter	2 Acquisitions During Current Quarter	3 Dispositions During Current Quarter	4 Non-Trading Activity During Current Quarter	5 Book/Adjusted Carrying Value End of First Quarter	6 Book/Adjusted Carrying Value End of Second Quarter	7 Book/Adjusted Carrying Value End of Third Quarter	8 Book/Adjusted Carrying Value December 31 Prior Year
ISSUER CREDIT OBLIGATIONS (ICO)								
1. NAIC 1 (a).....	18,170,740	4,555,101	3,261,549	(5,238,767)	14,225,525	0	0	18,170,740
2. NAIC 2 (a).....	3,422,858	813,006	489,826	664	3,746,702	0	0	3,422,858
3. NAIC 3 (a).....	0				0	0	0	0
4. NAIC 4 (a).....	2,602,996			940	2,603,936	0	0	2,602,996
5. NAIC 5 (a).....	0				0	0	0	0
6. NAIC 6 (a).....	0				0	0	0	0
7. Total ICO	24,196,594	5,368,107	3,751,375	(5,237,163)	20,576,163	0	0	24,196,594
ASSET-BACKED SECURITIES (ABS)								
8. NAIC 1	0	699,867	415,510	5,238,916	5,523,272	0	0	0
9. NAIC 2	0				0	0	0	0
10. NAIC 3	0				0	0	0	0
11. NAIC 4	0				0	0	0	0
12. NAIC 5	0				0	0	0	0
13. NAIC 6	0				0	0	0	0
14. Total ABS.....	0	699,867	415,510	5,238,916	5,523,272	0	0	0
PREFERRED STOCK								
15. NAIC 1	0				0	0	0	0
16. NAIC 2	0				0	0	0	0
17. NAIC 3	0				0	0	0	0
18. NAIC 4	0				0	0	0	0
19. NAIC 5	0				0	0	0	0
20. NAIC 6	0				0	0	0	0
21. Total Preferred Stock.....	0	0	0	0	0	0	0	0
22. Total ICO, ABS & Preferred Stock	24,196,594	6,067,974	4,166,886	1,753	26,099,435	0	0	24,196,594

(a) Book/Adjusted Carrying Value column for the end of the current reporting period includes the following amount of short-term and cash equivalent bonds by NAIC designation: NAIC 1 \$; NAIC 2 \$;

NAIC 3 \$; NAIC 4 \$; NAIC 5 \$; NAIC 6 \$

Schedule DA - Part 1

NONE

Schedule DA - Verification

NONE

Schedule DB - Part A - Verification

NONE

Schedule DB - Part B - Verification

NONE

Schedule DB - Part C - Section 1

NONE

Schedule DB - Part C - Section 2

NONE

Schedule DB - Verification

NONE

SCHEDULE E – PART 2 – VERIFICATION
(Cash Equivalents)

	1 Year To Date	2 Prior Year Ended December 31
1. Book/adjusted carrying value, December 31 of prior year.....	3,886,066	1,473,454
2. Cost of cash equivalents acquired	7,728,463	23,620,027
3. Accrual of discount		0
4. Unrealized valuation increase/(decrease)		0
5. Total gain (loss) on disposals.....		0
6. Deduct consideration received on disposals	5,886,427	21,207,415
7. Deduct amortization of premium		0
8. Total foreign exchange change in book/adjusted carrying value		0
9. Deduct current year's other-than-temporary impairment recognized		0
10. Book/adjusted carrying value at end of current period (Lines 1+2+3+4+5-6-7+8-9)	5,728,102	3,886,066
11. Deduct total nonadmitted amounts		0
12. Statement value at end of current period (Line 10 minus Line 11)	5,728,102	3,886,066

Schedule A - Part 2

NONE

Schedule A - Part 3

NONE

Schedule B - Part 2

NONE

Schedule B - Part 3

NONE

Schedule BA - Part 2

NONE

Schedule BA - Part 3

NONE

STATEMENT AS OF MARCH 31, 2025 OF THE MENNONITE MUTUAL INSURANCE COMPANY

SCHEDULE D - PART 3

Show All Long-Term Bonds and Stock Acquired During the Current Quarter

1	2	3	4	5	6	7	8	9
CUSIP Identification	Description	Date Acquired	Name of Vendor	Number of Shares of Stock	Actual Cost	Par Value	Paid for Accrued Interest and Dividends	NAIC Designation, NAIC Designation Modifier and SVO Administrative Symbol
Issuer Credit Obligations - U.S. Government Obligations (Exempt from RBC)								
91282C-G0-8	UNITED STATES TREAS NTS	03/18/2025	M&T Bank	XXX	408,687	410,000	847	1 A
91282C-MF-5	UNITED STATES TREAS NTS	02/10/2025	M&T Bank	XXX	664,506	665,000	2,108	1 A
91282C-MP-3	UNITED STATES TREAS NTS	02/28/2025	M&T Bank	XXX	50,129	50,000	17	1 A
91282C-MR-9	UNITED STATES TREAS NTS	03/31/2025	M&T Bank	XXX	260,701	260,000	933	1 A
91282C-MH-1	UNITED STATES TREAS NTS	02/12/2025	M&T Bank	XXX	219,218	220,000	301	1 A
0019999999 - Issuer Credit Obligations - U.S. Government Obligations (Exempt from RBC)					1,603,241	1,605,000	4,205	XXX
Issuer Credit Obligations - Municipal Bonds - General Obligations (Direct and Guaranteed)								
478740-VQ-3	JOHNSON CNTY KANS UNI SCH DISTNO	03/05/2025	M&T Bank	XXX	229,523	260,000	3,358	1 A FE
0049999999 - Issuer Credit Obligations - Municipal Bonds - General Obligations (Direct and Guaranteed)					229,523	260,000	3,358	XXX
Issuer Credit Obligations - Municipal Bonds - Special Revenues								
130685-C8-1	CALIFORNIA ST PUB WKS BRD	03/26/2025	M&T Bank	XXX	112,249	100,000	564	1 D FE
19648G-SF-0	COLORADO HSG & FIN AUTH	01/06/2025	M&T Bank	XXX	101,700	100,000	900	1 A FE
79765R-TK-5	SAN FRANCISCO CALIF CITY & CNTY	03/06/2025	M&T Bank	XXX	327,282	315,000	6,615	1 D FE
0059999999 - Issuer Credit Obligations - Municipal Bonds - Special Revenues					541,231	515,000	8,079	XXX
Issuer Credit Obligations - Corporate Bonds (Unaffiliated)								
025816-DY-2	AMERICAN EXPRESS CO	01/28/2025	M&T Bank	XXX	80,000	80,000		1 F FE
06051G-ML-0	BANK AMERICA CORP	01/17/2025	M&T Bank	XXX	120,000	120,000		1 E FE
09261X-AK-8	BLACKSTONE SEC'D LENDING FD	02/27/2025	M&T Bank	XXX	64,204	65,000		2 B FE
11120V-AN-3	BRIXMOR OPERATING PRSHP LP	02/27/2025	M&T Bank	XXX	64,890	65,000		2 B FE
17327C-AW-3	CITIGROUP INC	02/25/2025	M&T Bank	XXX	70,000	70,000		1 G FE
24703T-AL-0	DELL INTL LLC/EMC CORP	03/26/2025	M&T Bank	XXX	34,993	35,000		2 B FE
29273V-BD-1	ENERGY TRANSFER L P	02/18/2025	M&T Bank	XXX	29,939	30,000		2 B FE
30036F-AE-1	EVERGY KANS CENT INC	03/06/2025	M&T Bank	XXX	39,955	40,000		2 A FE
404119-CZ-0	HCA INC	02/18/2025	M&T Bank	XXX	69,846	70,000		2 C FE
636180-BT-7	NATIONAL FUEL GAS CO	02/04/2025	M&T Bank	XXX	94,977	95,000		2 C FE
693475-CB-9	PNC FINL SVCS GROUP INC	01/22/2025	M&T Bank	XXX	45,000	45,000		1 G FE
80282K-BN-5	SANTANDER HOLDINGS USA INC	03/17/2025	M&T Bank	XXX	120,000	120,000		2 A FE
871607-AC-1	SYNOPSYS INC	03/03/2025	M&T Bank	XXX	64,990	65,000		2 B FE
871607-AD-9	SYNOPSYS INC	03/03/2025	M&T Bank	XXX	99,757	100,000		2 B FE
92343E-AQ-5	VERISIGN INC	03/04/2025	M&T Bank	XXX	129,455	130,000		2 C FE
95000U-3P-6	WELLS FARGO & CO	01/16/2025	M&T Bank	XXX	35,000	35,000		1 E FE
0089999999 - Issuer Credit Obligations - Corporate Bonds (Unaffiliated)					1,163,006	1,165,000	0	XXX
Issuer Credit Obligations - Other Issuer Credit Obligations (Unaffiliated)								
06418G-AQ-0	BANK NOVA SCOTIA B C	01/30/2025	M&T Bank	XXX	109,998	110,000		1 F FE
76720A-AS-5	RIO TINTO FIN USA PLC	03/11/2025	M&T Bank	XXX	79,986	80,000		1 F FE
78017D-AC-2	ROYAL BK CDA	01/21/2025	M&T Bank	XXX	110,000	110,000		1 E FE
91282C-MN-8	UNITED STATES TREAS NTS	03/05/2025	M&T Bank	XXX	1,531,123	1,520,000	3,021	1 A
0269999999 - Issuer Credit Obligations - Other Issuer Credit Obligations (Unaffiliated)					1,831,107	1,820,000	3,021	XXX
0489999999 - Subtotal - Issuer Credit Obligations (Unaffiliated)					5,368,107	5,365,000	18,663	XXX
0509999997 - Subtotals - Issuer Credit Obligations - Part 3					5,368,107	5,365,000	18,663	XXX
0509999999 - Subtotals - Issuer Credit Obligations					5,368,107	5,365,000	18,663	XXX
Asset-Backed Securities - Financial Asset-Backed - Self-Liquidating - Other Financial Asset-Backed Securities - Self-Liquidating (Unaffiliated)								
14689M-AD-2	CARVANA AUTO RECEIV	03/11/2025	M&T Bank	XXX	199,929	200,000		1 A FE
12674B-AE-5	CNH EQUIPMENT	03/11/2025	M&T Bank	XXX	199,987	200,000		1 A FE
362955-AE-6	GM FINL CONS AT REC	01/09/2025	M&T Bank	XXX	99,967	100,000		1 A FE
47800D-AE-4	JOHN DEERE OWNER	03/04/2025	M&T Bank	XXX	99,990	100,000		1 A FE
98164P-AD-2	WORLD OMN AT LES SEC	03/04/2025	M&T Bank	XXX	99,994	100,000		1 A FE
1119999999 - Asset-Backed Securities - Financial Asset-Backed - Self-Liquidating - Other Financial Asset-Backed Securities - Self-Liquidating (Unaffiliated)					699,867	700,000	0	XXX
1889999999 - Subtotal - Asset-Backed Securities (Unaffiliated)					699,867	700,000	0	XXX
1909999997 - Subtotals - Asset-Backed Securities - Part 3					699,867	700,000	0	XXX
1909999999 - Subtotals - Asset-Backed Securities					699,867	700,000	0	XXX
2009999999 - Subtotals - Issuer Credit Obligations and Asset-Backed Securities					6,067,974	6,065,000	18,663	XXX
Common Stocks - Industrial and Miscellaneous (Unaffiliated) Publicly Traded								
15101Q-20-7	CELESTICA INC	03/19/2025	M&T Bank	157.000	14,214	XXX		XXX

E04.1

E04.1

E04.1

E04.1

STATEMENT AS OF MARCH 31, 2025 OF THE MENNONITE MUTUAL INSURANCE COMPANY

SCHEDULE D - PART 4

Show All Long-Term Bonds and Stock Sold, Redeemed or Otherwise Disposed of During the Current Quarter

1	2	3	4	5	6	7	8	9	Change in Book/Adjusted Carrying Value					15	16	17	18	19	20	21
									10	11	12	13	14							
CUSIP Identification	Description	Disposal Date	Name of Purchaser	Number of Shares of Stock	Consideration	Par Value	Actual Cost	Prior Year Book/Adjusted Carrying Value	Unrealized Valuation Increase/ (Decrease)	Current Year's (Amortization)/ Accretion	Current Year's Other-Than-Temporary Impairment Recognized	Total Change in B./A.C.V. (10+11-12)	Total Foreign Exchange Change in B./A.C.V.	Book/ Adjusted Carrying Value at Disposal Date	Foreign Exchange Gain (Loss) on Disposal	Realized Gain (Loss) on Disposal	Total Gain (Loss) on Disposal	Bond Interest/Stock Dividends Received During Year	Stated Contractual Maturity Date	NAIC Designation, NAIC Desig. Modifier and SVO Administrative Symbol
Issuer Credit Obligations - U.S. Government Obligations (Exempt from RBC)																				
91282C-JG-7	UNITED STATES TREAS NTS	01/30/2025	M&T Bank	XXX	112,750	110,000	109,888	109,904		1		1		109,906		2,844	2,844	1,363	10/31/2030	1 A
91282C-LQ-2	UNITED STATES TREAS NTS	03/04/2025	M&T Bank	XXX	99,754	100,000	99,324	99,361		37		37		99,398		356	356	1,501	10/15/2027	1 A
91282C-LZ-2	UNITED STATES TREAS NTS	03/04/2025	M&T Bank	XXX	130,244	130,000	127,268	127,269		58		58		127,326		2,917	2,917	1,400	11/30/2031	1 A
91282C-MF-5	UNITED STATES TREAS NTS	02/25/2025	M&T Bank	XXX	115,485	115,000	114,915	114,915		1		1		114,916		569	569	567	01/15/2028	1 A
91282C-MP-3	UNITED STATES TREAS NTS	03/31/2025	M&T Bank	XXX	50,195	50,000	50,129	50,129		(5)		(5)		50,124		72	72	179	02/28/2027	1 A
91282C-MH-1	UNITED STATES TREAS NTS	03/31/2025	M&T Bank	XXX	220,782	220,000	219,218	219,218		50		50		219,268		1,514	1,514	1,504	01/31/2027	1 A
912828-6B-1	UNITED STATES TREAS NTS	03/04/2025	M&T Bank	XXX	379,803	401,000	435,974	418,905		(616)		(616)		418,288		(38,485)	(38,485)	5,438	02/15/2029	1 A
91282C-FC-0	2.625%07/3 UNITED STATES TREAS NTS	01/21/2025	M&T Bank	XXX	102,085	110,000	108,867	109,233		9		9		109,242		(7,156)	(7,156)	2,233	07/31/2029	1 A
91282C-ES-6	2.75%05/31 UNITED STATES TREAS NTS	03/04/2025	M&T Bank	XXX	419,014	440,000	426,670	431,204		315		315		431,520		(12,506)	(12,506)	3,158	05/31/2029	1 A
91282C-GB-1	3.875%12/3 UNITED STATES TREAS NTS	03/12/2025	M&T Bank	XXX	282,348	285,000	290,433	289,031		(136)		(136)		288,895		(6,547)	(6,547)	2,106	12/31/2029	1 A
91282C-JZ-5	4%02/15/34 UNITED STATES TREAS NTS	03/07/2025	M&T Bank	XXX	334,196	340,000	324,302	325,213		234		234		325,447		8,749	8,749	7,664	02/15/2034	1 A
91282C-JF-9	4.875%10/3 UNITED STATES TREAS NTS	01/09/2025	M&T Bank	XXX	15,244	15,000	15,310	15,246		(1)		(1)		15,245		(1)	(1)	143	10/31/2028	1 A
0019999999 - Issuer Credit Obligations - U.S. Government Obligations (Exempt from RBC)					2,261,900	2,316,000	2,322,298	1,925,366	0	(53)	0	(53)	0	2,309,575	0	(47,674)	(47,674)	27,256	XXX	XXX
Issuer Credit Obligations - Municipal Bonds - Special Revenues																				
13081D-AA-4	CALIFORNIA STATEWIDE CMNTYS DEV AU	03/26/2025	M&T Bank	XXX	883	883	676	681		2		2		682		200	200	3	07/01/2038	1 A FE
155048-BY-6	REGL CENTRAL PUGET SOUND WASH	02/01/2025	Sink PMT @ 100.0000000	XXX	25,000	25,000	29,020	25,976		(976)		(976)		25,000		0	0	643	02/01/2028	1 A FE
3137HA-SQ-0	FEDERAL HOME LN MTG CORP MASSACHUSETTS ST SPL OBLIG	03/25/2025	M&T Bank	XXX	630	630	517	520		1		1		521		109	109	2	09/25/2037	1 B FE
576004-HG-3	REV NEW HAMPSHIRE MUN BD BK	01/15/2025	Sink PMT @ 100.0000000	XXX	28,481	28,481	28,108	28,089		392		392		28,481		0	0	585	07/15/2031	1 B FE
64465Q-DB-9	NEW YORK N Y CITY	02/15/2025	MATURITY	XXX	100,000	100,000	100,000	100,000		0		0		100,000		0	0	356	02/15/2025	1 B FE
64971W-A6-7	TRANSITIONAL OHIO HSG FIN AGY	02/01/2025	MATURITY	XXX	85,000	85,000	80,483	84,824		176		176		85,000		0	0	1,126	02/01/2025	1 B FE
67737R-AB-5	MULTIFAMILY RHODE ISLAND HSG & MTG FIN	03/26/2025	M&T Bank	XXX	628	628	607	607		0		0		607		21	21	4	11/01/2036	1 B FE
76221S-GB-1	CORP	03/18/2025	M&T Bank	XXX	415,528	400,000	420,916	420,569		(402)		(402)		420,167		(4,639)	(4,639)	9,733	04/01/2054	1 B FE
0059999999 - Issuer Credit Obligations - Municipal Bonds - Special Revenues					656,150	640,623	660,327	661,266	0	(807)	0	(807)	0	660,458	0	(4,309)	(4,309)	12,452	XXX	XXX
Issuer Credit Obligations - Corporate Bonds (Unaffiliated)																				
025537-AR-2	AMERICAN ELEC PWR INC	01/28/2025	M&T Bank	XXX	14,575	15,000	14,965	14,994		1		1		14,995		(419)	(419)	37	11/01/2025	2 B FE
060516-JS-9	BK OF AMERICA CORP	03/17/2025	M&T Bank	XXX	86,494	90,000	90,000	90,000		0		0		90,000		(3,506)	(3,506)	1,023	07/22/2027	1 G FE
237194-AP-0	DARDEN RESTAURANTS INC	02/18/2025	M&T Bank	XXX	44,425	45,000	44,991	44,991		0		0		44,992		(567)	(567)	740	10/15/2027	2 B FE
25278X-AX-7	GLBL NT	02/04/2025	M&T Bank	XXX	15,150	15,000	14,993	14,995		0		0		14,995		155	155	232	04/18/2027	2 B FE
233331-BW-8	DTE ENERGY CO	02/18/2025	M&T Bank	XXX	30,101	30,000	29,964	29,969		2		2		29,971		130	130	813	07/01/2027	2 B FE
31620M-BR-6	FIDELITY NATL INFORMATION SVCS	03/06/2025	M&T Bank	XXX	77,305	80,000	79,880	79,971		4		4		79,976		(2,671)	(2,671)	475	03/01/2026	2 B FE
37045X-DD-5	GENERAL MTRS FINL CO INC	02/04/2025	M&T Bank	XXX	87,163	90,000	89,826	89,964		3		3		89,967		(2,804)	(2,804)	647	01/08/2026	2 B FE
38141G-YA-6	GOLDMAN SACHS GROUP INC	03/03/2025	M&T Bank	XXX	43,566	45,000	45,000	45,000		0		0		45,000		(1,434)	(1,434)	313	03/09/2027	2 A FE
38145G-AW-2	GOLDMAN SACHS GROUP INC SR GLBL NT	01/28/2025	M&T Bank	XXX	40,213	40,000	40,000	40,000		0		0		40,000		213	213	1,089	08/10/2026	2 A FE
50249A-AF-0	LYB INTERNATIONAL FIN III LLC	03/17/2025	M&T Bank	XXX	24,506	25,000	24,921	24,988		3		3		24,991		(485)	(485)	145	10/01/2025	2 B FE
68389X-CW-5	ORACLE CORP SR GLBL NT4.5%28	03/11/2025	M&T Bank	XXX	29,930	30,000	29,942	29,961		2		2		29,963		(33)	(33)	472	05/06/2028	2 B FE
80282K-BB-1	SANTANDER HOLDINGS USA INC	01/28/2025	M&T Bank	XXX	54,739	55,000	54,892	54,990		2		2		54,992		(253)	(253)	300	06/02/2025	2 B FE
0089999999 - Issuer Credit Obligations - Corporate Bonds (Unaffiliated)					548,167	560,000	559,374	559,823	0	17	0	17	0	559,842	0	(11,674)	(11,674)	6,286	XXX	XXX
Issuer Credit Obligations - Other Issuer Credit Obligations (Unaffiliated)																				
83192P-AC-2	SMITH & NEPHEW PLC GLBL NT 5.15%27	02/18/2025	M&T Bank	XXX	20,113	20,000	19,979	19,984		1		1		19,985		128	128	426	03/20/2027	2 B FE

STATEMENT AS OF MARCH 31, 2025 OF THE MENNONITE MUTUAL INSURANCE COMPANY

SCHEDULE D - PART 4

Show All Long-Term Bonds and Stock Sold, Redeemed or Otherwise Disposed of During the Current Quarter

1	2	3	4	5	6	7	8	9	Change in Book/Adjusted Carrying Value					15	16	17	18	19	20	21
									10	11	12	13	14							
CUSIP Identification	Description	Disposal Date	Name of Purchaser	Number of Shares of Stock	Consideration	Par Value	Actual Cost	Prior Year Book/Adjusted Carrying Value	Unrealized Valuation Increase/ (Decrease)	Current Year's (Amortization)/ Accretion	Current Year's Other-Than-Temporary Impairment Recognized	Total Change in B./A.C.V. (10+11-12)	Total Foreign Exchange Change in B./A.C.V.	Book/ Adjusted Carrying Value at Disposal Date	Foreign Exchange Gain (Loss) on Disposal	Realized Gain (Loss) on Disposal	Total Gain (Loss) on Disposal	Bond Interest/Stock Dividends Received During Year	Stated Contractual Maturity Date	NAIC Designation, NAIC Desig. Modifier and SVO Administrative Symbol
91282C-MN-8	UNITED STATES TREAS NTS	03/11/2025	M&T Bank	XXX	201,625	200,000	201,531			(15)		(15)		201,517		108	108	587	02/15/2028	1 A
0269999999 - Issuer Credit Obligations - Other Issuer Credit Obligations (Unaffiliated)					221,738	220,000	221,510	19,984	0	(14)	0	(14)	0	221,502	0	236	236	1,013	XXX	XXX
0489999999 - Subtotal - Issuer Credit Obligations (Unaffiliated)					3,687,955	3,736,623	3,763,509	3,166,439	0	(857)	0	(857)	0	3,751,377	0	(63,421)	(63,421)	47,007	XXX	XXX
0509999997 - Subtotals - Issuer Credit Obligations - Part 4					3,687,955	3,736,623	3,763,509	3,166,439	0	(857)	0	(857)	0	3,751,377	0	(63,421)	(63,421)	47,007	XXX	XXX
0509999999 - Subtotals - Issuer Credit Obligations					3,687,955	3,736,623	3,763,509	3,166,439	0	(857)	0	(857)	0	3,751,377	0	(63,421)	(63,421)	47,007	XXX	XXX
Asset-Backed Securities - Financial Asset-Backed - Self-Liquidating - Agency Residential Mortgage-Backed Securities - Guaranteed (Exempt from RBC)																				
36241L-KH-8	GNMA PASS-THRU X PLATINUM 30YR	03/17/2025	PRINCIPAL RECEIPT	XXX	144	144	160	156		(12)		(12)		144			0	1	06/15/2040	1 A
1019999999 - Asset-Backed Securities - Financial Asset-Backed - Self-Liquidating - Agency Residential Mortgage-Backed Securities - Guaranteed (Exempt from RBC)					144	144	160	156	0	(12)	0	(12)	0	144	0	0	0	1	XXX	XXX
Asset-Backed Securities - Financial Asset-Backed - Self-Liquidating - Agency Residential Mortgage-Backed Securities - Not/Partially Guaranteed (Not Exempt from RBC)																				
31335A-YT-9	FHLMC PC GOLD COMB 30	03/17/2025	PRINCIPAL RECEIPT	XXX	1,122	1,122	1,092	1,095		26		26		1,122			0	5	10/01/2046	1 A
3132XT-BH-0	FHLMC PC GOLD PC 30YR	03/17/2025	PRINCIPAL RECEIPT	XXX	2,244	2,244	2,245	2,245		(1)		(1)		2,244			0	13	09/01/2047	1 A
3132A8-VK-2	FHLMC SUPER 15Y FIXED 3,500 203207	03/25/2025	PRINCIPAL RECEIPT	XXX	4,832	4,832	5,225	5,119		(287)		(287)		4,832			0	27	07/01/2032	1 A
31416V-QQ-0	FNMA MBS FHA/VA 6,000 20370201	03/25/2025	PRINCIPAL RECEIPT	XXX	239	239	266	263		(24)		(24)		239			0	2	02/01/2037	1 A
3138AF-EK-2	FNMA PASS-THRU LNG 30 YEAR	03/25/2025	PRINCIPAL RECEIPT	XXX	189	189	199	196		(7)		(7)		189			0	1	05/01/2041	1 A
3138WF-Y5-9	FNMA PASS-THRU LNG 30 YEAR	03/25/2025	PRINCIPAL RECEIPT	XXX	290	290	300	299		(9)		(9)		290			0	2	11/01/2045	1 A
3138WH-WW-8	FNMA PASS-THRU LNG 30 YEAR	03/25/2025	PRINCIPAL RECEIPT	XXX	2,776	2,776	2,761	2,762		14		14		2,776			0	14	09/01/2046	1 A
3140E2-HF-1	FNMA PASS-THRU LNG 30 YEAR	03/25/2025	PRINCIPAL RECEIPT	XXX	211	211	217	217		(6)		(6)		211			0	1	10/01/2045	1 A
31410K-AA-2	FNMA PASS-THRU LNG 30 YEAR	03/25/2025	PRINCIPAL RECEIPT	XXX	158	158	174	168		(10)		(10)		158			0	1	11/01/2035	1 A
31418B-KN-5	FNMA PASS-THRU LNG 30 YEAR	03/25/2025	PRINCIPAL RECEIPT	XXX	1,018	1,018	1,110	1,094		(75)		(75)		1,018			0	6	11/01/2044	1 A
3140J9-2D-2	FNMA PASS-THRU LNG 30 YEAR	03/25/2025	PRINCIPAL RECEIPT	XXX	180	180	187	186		(6)		(6)		180			0	1	07/01/2047	1 A
3140F8-H7-5	FNMA PASS-THRU LNG 30 YEAR	03/25/2025	PRINCIPAL RECEIPT	XXX	73	73	71	72		2		2		73			0		08/01/2046	1 A
1039999999 - Asset-Backed Securities - Financial Asset-Backed - Self-Liquidating - Agency Residential Mortgage-Backed Securities - Not/Partially Guaranteed (Not Exempt from RBC)					13,332	13,334	13,847	13,716	0	(383)	0	(383)	0	13,332	0	0	0	73	XXX	XXX
Asset-Backed Securities - Financial Asset-Backed - Self-Liquidating - Non-Agency Residential Mortgage-Backed Securities (Unaffiliated)																				
3137A2-U8-2	FHLMC REMIC SERIES 3759	03/17/2025	PRINCIPAL RECEIPT	XXX	12,167	12,167	10,965	11,791		375		375		12,167			0	69	11/15/2040	1 A
3137B2-P9-5	FHLMC REMIC SERIES 4212	03/17/2025	PRINCIPAL RECEIPT	XXX	1,090	1,090	1,047	1,076		14		14		1,090			0	3	06/15/2028	1 A
3137FK-2C-9	FHLMC REMIC SERIES 4845	03/17/2025	PRINCIPAL RECEIPT	XXX	1,257	1,257	1,278	1,274		(17)		(17)		1,257			0	7	12/15/2048	1 A
31397N-HE-8	FNMA REMIC TRUST 2009-10	03/25/2025	PRINCIPAL RECEIPT	XXX	52	52	54	53					0	52			0		03/25/2039	1 A
3136AN-J8-1	FNMA REMIC TRUST 2015-36	03/25/2025	PRINCIPAL RECEIPT	XXX	1,670	1,670	1,643	1,655		15		15		1,670			0	7	06/25/2030	1 A
3136AW-J2-4	FNMA REMIC TRUST 2017-46	03/25/2025	PRINCIPAL RECEIPT	XXX	2,651	2,651	2,754	2,673		(22)		(22)		2,651			0	15	09/25/2028	1 A
3136B3-F6-2	FNMA REMIC TRUST 2019-01	03/25/2025	PRINCIPAL RECEIPT	XXX	709	709	706	706		3		3		709			0	5	02/25/2049	1 A
38380A-MM-6	GNMA REMIC TRUST 2016-116	03/20/2025	PRINCIPAL RECEIPT	XXX	745	745	692	711		34		34		745			0	2	11/20/2044	1 A
1059999999 - Asset-Backed Securities - Financial Asset-Backed - Self-Liquidating - Non-Agency Residential Mortgage-Backed Securities (Unaffiliated)					20,341	20,342	19,139	19,939	0	402	0	402	0	20,341	0	0	0	108	XXX	XXX
Asset-Backed Securities - Financial Asset-Backed - Self-Liquidating - Other Financial Asset-Backed Securities - Self-Liquidating (Unaffiliated)																				
03067B-AD-1	AMERI AUTOMOBILE REC TR 2023-1	03/18/2025	PRINCIPAL RECEIPT	XXX	577	577	577	577				0		577			0	8	11/18/2027	1 A FE
14686M-AC-7	CARVANA AUTO REC TR 2022-P3	03/11/2025	VARIOUS	XXX	66,521	66,546	66,535	66,544		1		1		66,544		(24)	(24)	729	11/10/2027	1 A FE
344928-AD-8	FORD CR AUTO OWNER TR 2023-A 2 202	03/17/2025	PRINCIPAL RECEIPT	XXX	14,584	14,584	14,583	14,583		1		1		14,584			0	123	02/15/2028	1 A FE
891941-AD-8	TOYOTA AUTO REC OWN TR 2023-B	02/10/2025	M&T Bank	XXX	200,281	200,000	199,989	199,996				0		199,997		285	285	1,465	02/15/2028	1 A FE
92867W-AD-0	VOLKSWAGEN AUTO LN ENH TR 23-1	02/28/2025	M&T Bank	XXX	100,535	100,000	99,975	99,988		1		1		99,989		546	546	1,018	06/20/2028	1 A FE

E05.2

E05.2

E05.2

E05.2

Schedule DB - Part A - Section 1

NONE

Schedule DB - Part B - Section 1

NONE

Schedule DB - Part D - Section 1

NONE

Schedule DB - Part D - Section 2

NONE

Schedule DB - Part E

NONE

Schedule DL - Part 1

NONE

Schedule DL - Part 2

NONE

STATEMENT AS OF MARCH 31, 2025 OF THE MENNONITE MUTUAL INSURANCE COMPANY

SCHEDULE E - PART 1 - CASH

[illegible]

STATEMENT AS OF MARCH 31, 2025 OF THE MENNONITE MUTUAL INSURANCE COMPANY

SCHEDULE E - PART 2 - CASH EQUIVALENTS

[illegible]