



QUARTERLY STATEMENT  
AS OF MARCH 31, 2025  
OF THE CONDITION AND AFFAIRS OF THE  
PROGRESSIVE LIFE INSURANCE COMPANY

NAIC Group Code ..... 0155,..... 0155 ..... NAIC Company Code ..... 16816 ..... Employer's ID Number ..... 84-4920049 .....

(Current) (Prior)

Organized under the Laws of ..... OH ..... State of Domicile or Port of Entry ..... OH .....

Country of Domicile ..... US .....

Licensed as business type: ..... LIFE, ACCIDENT AND HEALTH .....

Incorporated/Organized ..... 02/28/2020 ..... Commenced Business ..... 01/27/2022 .....

Statutory Home Office ..... 800 WEST ST. CLAIR AVENUE, SUITE 200 ..... CLEVELAND, OH, US 44113 .....

Main Administrative Office ..... 800 WEST ST. CLAIR AVENUE, SUITE 200 .....  
CLEVELAND, OH, US 44113 ..... 440-461-5000 .....  
(Telephone Number)

Mail Address ..... 800 WEST ST. CLAIR AVENUE, SUITE 200 ..... CLEVELAND, OH, US 44113 .....

Primary Location of Books and  
Records ..... 300 N. COMMONS BLVD .....  
MAYFIELD, OH, US 44143 ..... 440-395-4460 .....  
(Telephone Number)

Internet Website Address ..... PROGRESSIVE.COM .....

Statutory Statement Contact ..... ARIEL NMN MENKIN ..... 216-243-7422 .....  
(Telephone Number)

AMENKIN@LEVEL20.COM .....  
(E-Mail Address) (Fax Number)

OFFICERS

ARIEL NMN MENKIN, PRESIDENT ..... DANIEL JOSEPH WITALEC, TREASURER .....

MICHAEL ROBERT UTH, SECRETARY .....

OTHER

ANDREW JOHN QUIGG, VICE PRESIDENT ..... GREGORY FRANK MISCHLICH, ASSISTANT SECRETARY .....

SANDRA LEE RIHVALSKY, ASSISTANT TREASURER .....

DIRECTORS OR TRUSTEES

BRIAN JACOB GURA ..... ARIEL NMN MENKIN .....

ANDREW JOHN QUIGG ..... MEGHAN LOUISE MCARDLE FRIESEN .....

CHARLOTTE MARIE ELEK .....

State of OHIO .....

County of CUYAHOGA ..... SS

The officers of this reporting entity being duly sworn, each depose and say that they are the described officers of said reporting entity, and that on the reporting period stated above, all of the herein described assets were the absolute property of the said reporting entity, free and clear from any liens or claims thereon, except as herein stated, and that this statement, together with related exhibits, schedules and explanations therein contained, annexed or referred to, is a full and true statement of all the assets and liabilities and of the condition and affairs of the said reporting entity as of the reporting period stated above, and of its income and deductions therefrom for the period ended, and have been completed in accordance with the NAIC Annual Statement Instructions and Accounting Practices and Procedures manual except to the extent that: (1) state law may differ; or, (2) that state rules or regulations require differences in reporting not related to accounting practices and procedures, according to the best of their information, knowledge and belief, respectively. Furthermore, the scope of this attestation by the described officers also includes the related corresponding electronic filing with the NAIC, when required, that is an exact copy (except for formatting differences due to electronic filing) of the enclosed statement. The electronic filing may be requested by various regulators in lieu of or in addition to the enclosed statement.

x x x

ARIEL NMN MENKIN MICHAEL ROBERT UTH DANIEL JOSEPH WITALEC

PRESIDENT SECRETARY TREASURER

Subscribed and sworn to before me

this 08th day of

MAY, 2025

a. Is this an original filing? Yes

b. If no:

1. State the amendment number: \_\_\_\_\_

2. Date filed: \_\_\_\_\_

3. Number of pages attached: \_\_\_\_\_

x

DIANA M PISTONE  
Notary Public, State of Ohio  
My Comm. Exp. Jan. 16, 2026  
Recorded in Cuyahoga County



ASSETS

		Current Statement Date			4  December 31 Prior Year Net Admitted Assets
		1  Assets	2  Nonadmitted Assets	3  Net Admitted Assets (Cols. 1 - 2)	
1.	Bonds .....	4,440,572		4,440,572	4,440,157
2.	Stocks:				
	2.1 Preferred stocks .....				
	2.2 Common stocks .....				
3.	Mortgage loans on real estate:				
	3.1 First liens .....				
	3.2 Other than first liens .....				
4.	Real estate:				
	4.1 Properties occupied by the company (less \$..... encumbrances) .....				
	4.2 Properties held for the production of income (less \$..... encumbrances) .....				
	4.3 Properties held for sale (less \$..... encumbrances) .....				
5.	Cash (\$.....970,936), cash equivalents (\$.....38,627,040) and short-term investments (\$.....) .....	39,597,976		39,597,976	41,952,051
6.	Contract loans (including \$..... premium notes) .....				
7.	Derivatives .....				
8.	Other invested assets .....				
9.	Receivables for securities .....				
10.	Securities lending reinvested collateral assets .....				
11.	Aggregate write-ins for invested assets .....				
12.	Subtotals, cash and invested assets (Lines 1 to 11) .....	44,038,548		44,038,548	46,392,208
13.	Title plants less \$..... charged off (for Title insurers only) .....				
14.	Investment income due and accrued .....	39,279		39,279	82,077
15.	Premiums and considerations:				
	15.1 Uncollected premiums and agents' balances in the course of collection .....	1,596		1,596	760
	15.2 Deferred premiums, agents' balances and installments booked but deferred and not yet due (including \$..... earned but unbilled premiums) .....	209,942		209,942	120,959
	15.3 Accrued retrospective premiums (\$.....) and contracts subject to redetermination (\$.....) .....				
16.	Reinsurance:				
	16.1 Amounts recoverable from reinsurers .....				40,390
	16.2 Funds held by or deposited with reinsured companies .....				
	16.3 Other amounts receivable under reinsurance contracts .....				
17.	Amounts receivable relating to uninsured plans .....				
18.1	Current federal and foreign income tax recoverable and interest thereon .....				
18.2	Net deferred tax asset .....				
19.	Guaranty funds receivable or on deposit .....				
20.	Electronic data processing equipment and software .....				
21.	Furniture and equipment, including health care delivery assets (\$.....) .....				
22.	Net adjustment in assets and liabilities due to foreign exchange rates .....				
23.	Receivables from parent, subsidiaries and affiliates .....				
24.	Health care (\$.....) and other amounts receivable .....				
25.	Aggregate write-ins for other-than-invested assets .....	51,910	48,186	3,724	4,966
26.	Total assets excluding Separate Accounts, Segregated Accounts and Protected Cell Accounts (Lines 12 to 25) .....	44,341,275	48,186	44,293,089	46,641,360
27.	From Separate Accounts, Segregated Accounts and Protected Cell Accounts .....				
28.	Total (Lines 26 and 27) .....	44,341,275	48,186	44,293,089	46,641,360
Details of Write-Ins					
1101.	.....				
1102.	.....				
1103.	.....				
1198.	Summary of remaining write-ins for Line 11 from overflow page .....				
1199.	Totals (Lines 1101 through 1103 plus 1198) (Line 11 above) .....				
2501.	Admitted disallowed IMR .....	3,724		3,724	4,966
2502.	Prepaid expenses .....	48,186	48,186	—	—
2503.	.....				
2598.	Summary of remaining write-ins for Line 25 from overflow page .....				
2599.	Totals (Lines 2501 through 2503 plus 2598) (Line 25 above) .....	51,910	48,186	3,724	4,966

LIABILITIES, SURPLUS AND OTHER FUNDS

		1	2
		Current Statement Date	December 31 Prior Year
1.	Aggregate reserve for life contracts \$.....350,715 less \$..... included in Line 6.3 (including \$..... Modco Reserve) .....	350,715	221,201
2.	Aggregate reserve for accident and health contracts (including \$..... Modco Reserve) .....		
3.	Liability for deposit-type contracts (including \$..... Modco Reserve) .....		
4.	Contract claims:		
4.1	Life .....	26,000	136,000
4.2	Accident and health .....		
5.	Policyholders' dividends/refunds to members \$..... and coupons \$..... due and unpaid .....		
6.	Provision for policyholders' dividends, refunds to members and coupons payable in following calendar year—estimated amounts:		
6.1	Policyholders' dividends and refunds to members apportioned for payment (including \$..... Modco) .....		
6.2	Policyholders' dividends and refunds to members not yet apportioned (including \$..... Modco) .....		
6.3	Coupons and similar benefits (including \$..... Modco) .....		
7.	Amount provisionally held for deferred dividend policies not included in Line 6 .....		
8.	Premiums and annuity considerations for life and accident and health contracts received in advance less \$..... discount; including \$..... accident and health premiums .....		
9.	Contract liabilities not included elsewhere:		
9.1	Surrender values on canceled contracts .....		
9.2	Provision for experience rating refunds, including the liability of \$..... accident and health experience rating refunds of which \$..... is for medical loss ratio rebate per the Public Health Service Act .....		
9.3	Other amounts payable on reinsurance, including \$..... assumed and \$.....18,761 ceded .....	18,761	11,190
9.4	Interest Maintenance Reserve .....	—	—
10.	Commissions to agents due or accrued-life and annuity contracts \$....., accident and health \$..... and deposit-type contract funds \$.....		
11.	Commissions and expense allowances payable on reinsurance assumed .....		
12.	General expenses due or accrued .....	724,293	300,409
13.	Transfers to Separate Accounts due or accrued (net) (including \$..... accrued for expense allowances recognized in reserves, net of reinsured allowances) .....		
14.	Taxes, licenses and fees due or accrued, excluding federal income taxes .....	30,833	26,135
15.1	Current federal and foreign income taxes, including \$..... on realized capital gains (losses) .....		
15.2	Net deferred tax liability .....		
16.	Unearned investment income .....		
17.	Amounts withheld or retained by reporting entity as agent or trustee .....		
18.	Amounts held for agents' account, including \$..... agents' credit balances .....		
19.	Remittances and items not allocated .....		
20.	Net adjustment in assets and liabilities due to foreign exchange rates .....		
21.	Liability for benefits for employees and agents if not included above .....		
22.	Borrowed money \$..... and interest thereon \$..... .....		
23.	Dividends to stockholders declared and unpaid .....		
24.	Miscellaneous liabilities:		
24.01	Asset valuation reserve .....	—	—
24.02	Reinsurance in unauthorized and certified (\$.....) companies .....		
24.03	Funds held under reinsurance treaties with unauthorized and certified (\$.....) reinsurers .....		
24.04	Payable to parent, subsidiaries and affiliates .....	2,288,680	2,103,627
24.05	Drafts outstanding .....		
24.06	Liability for amounts held under uninsured plans .....		
24.07	Funds held under coinsurance .....		
24.08	Derivatives .....		
24.09	Payable for securities .....		
24.10	Payable for securities lending .....		
24.11	Capital notes \$..... and interest thereon \$..... .....		
25.	Aggregate write-ins for liabilities .....		
26.	Total liabilities excluding Separate Accounts business (Lines 1 to 25) .....	3,439,282	2,798,562
27.	From Separate Accounts statement .....		
28.	Total liabilities (Lines 26 and 27) .....	3,439,282	2,798,562
29.	Common capital stock .....	3,000,000	3,000,000
30.	Preferred capital stock .....		
31.	Aggregate write-ins for other-than-special surplus funds .....		
32.	Surplus notes .....		
33.	Gross paid in and contributed surplus .....	73,800,000	73,800,000
34.	Aggregate write-ins for special surplus funds .....		
35.	Unassigned funds (surplus) .....	(35,946,193)	(32,957,202)
36.	Less treasury stock, at cost:		
36.1	shares common (value included in Line 29 \$.....) .....		
36.2	shares preferred (value included in Line 30 \$.....) .....		
37.	Surplus (Total Lines 31 + 32 + 33 + 34 + 35 - 36) (including \$..... in Separate Accounts Statement) .....	37,853,807	40,842,798
38.	Totals of Lines 29, 30 and 37 .....	40,853,807	43,842,798
39.	Totals of Lines 28 and 38 (Page 2, Line 28, Col. 3) .....	44,293,089	46,641,360
Details of Write-Ins			
2501.	.....		
2502.	.....		
2503.	.....		
2598.	Summary of remaining write-ins for Line 25 from overflow page .....		
2599.	Totals (Lines 2501 through 2503 plus 2598) (Line 25 above) .....		
3101.	.....		
3102.	.....		
3103.	.....		
3198.	Summary of remaining write-ins for Line 31 from overflow page .....		
3199.	Totals (Lines 3101 through 3103 plus 3198) (Line 31 above) .....		
3401.	.....		
3402.	.....		
3403.	.....		
3498.	Summary of remaining write-ins for Line 34 from overflow page .....		
3499.	Totals (Lines 3401 through 3403 plus 3498) (Line 34 above) .....		

SUMMARY OF OPERATIONS

		1	2	3
		Current Year To Date	Prior Year To Date	Prior Year Ended December 31
1.	Premiums and annuity considerations for life and accident and health contracts .....	370,389	63,958	480,001
2.	Considerations for supplementary contracts with life contingencies .....			
3.	Net investment income .....	416,164	466,042	1,383,301
4.	Amortization of Interest Maintenance Reserve (IMR) .....	(1,242)		(4,829)
5.	Separate Accounts net gain from operations excluding unrealized gains or losses .....			
6.	Commissions and expense allowances on reinsurance ceded .....			
7.	Reserve adjustments on reinsurance ceded .....			
8.	Miscellaneous Income:			
8.1	Income from fees associated with investment management, administration and contract guarantees from Separate Accounts .....			
8.2	Charges and fees for deposit-type contracts .....			
8.3	Aggregate write-ins for miscellaneous income .....			
9.	Totals (Lines 1 to 8.3) .....	785,311	530,000	1,858,473
10.	Death benefits .....	(110,000)		146,098
11.	Matured endowments (excluding guaranteed annual pure endowments) .....			
12.	Annuity benefits .....			
13.	Disability benefits and benefits under accident and health contracts .....			
14.	Coupons, guaranteed annual pure endowments and similar benefits .....			
15.	Surrender benefits and withdrawals for life contracts .....			
16.	Group conversions .....			
17.	Interest and adjustments on contract or deposit-type contract funds .....			
18.	Payments on supplementary contracts with life contingencies .....			
19.	Increase in aggregate reserves for life and accident and health contracts .....	129,514	13,515	201,251
20.	Totals (Lines 10 to 19) .....	19,514	13,515	347,349
21.	Commissions on premiums, annuity considerations, and deposit-type contract funds (direct business only) .....			
22.	Commissions and expense allowances on reinsurance assumed .....			
23.	General insurance expenses and fraternal expenses .....	3,816,797	2,404,222	10,515,389
24.	Insurance taxes, licenses and fees, excluding federal income taxes .....	140,969	94,097	352,243
25.	Increase in loading on deferred and uncollected premiums .....	49,335	4,456	50,628
26.	Net transfers to or (from) Separate Accounts net of reinsurance .....			
27.	Aggregate write-ins for deductions .....			
28.	Totals (Lines 20 to 27) .....	4,026,615	2,516,290	11,265,609
29.	Net gain from operations before dividends to policyholders and federal income taxes (Line 9 minus Line 28) .....	(3,241,304)	(1,986,290)	(9,407,136)
30.	Dividends to policyholders and refunds to members .....			
31.	Net gain from operations after dividends to policyholders, refunds to members and before federal income taxes (Line 29 minus Line 30) .....	(3,241,304)	(1,986,290)	(9,407,136)
32.	Federal and foreign income taxes incurred (excluding tax on capital gains) .....			2,604
33.	Net gain from operations after dividends to policyholders, refunds to members and federal income taxes and before realized capital gains or (losses) (Line 31 minus Line 32) .....	(3,241,304)	(1,986,290)	(9,409,740)
34.	Net realized capital gains (losses) (excluding gains (losses) transferred to the IMR) less capital gains tax of \$..... (excluding taxes of \$..... transferred to the IMR) .....			
35.	Net income (Line 33 plus Line 34) .....	(3,241,304)	(1,986,290)	(9,409,740)
Capital and Surplus Account				
36.	Capital and surplus, December 31, prior year .....	43,842,798	32,536,444	32,536,444
37.	Net income (Line 35) .....	(3,241,304)	(1,986,290)	(9,409,740)
38.	Change in net unrealized capital gains (losses) less capital gains tax of \$.....			
39.	Change in net unrealized foreign exchange capital gain (loss) .....			
40.	Change in net deferred income tax .....			
41.	Change in nonadmitted assets .....	252,313	(41,544)	(283,906)
42.	Change in liability for reinsurance in unauthorized and certified companies .....			
43.	Change in reserve on account of change in valuation basis, (increase) or decrease .....			
44.	Change in asset valuation reserve .....	-	-	-
45.	Change in treasury stock .....			
46.	Surplus (contributed to) withdrawn from Separate Accounts during period .....			
47.	Other changes in surplus in Separate Accounts Statement .....			
48.	Change in surplus notes .....			
49.	Cumulative effect of changes in accounting principles .....			
50.	Capital changes:			
50.1	Paid in .....			
50.2	Transferred from surplus (Stock Dividend) .....			
50.3	Transferred to surplus .....			
51.	Surplus adjustment:			
51.1	Paid in .....	-	-	21,000,000
51.2	Transferred to capital (Stock Dividend) .....			
51.3	Transferred from capital .....			
51.4	Change in surplus as a result of reinsurance .....			
52.	Dividends to stockholders .....			
53.	Aggregate write-ins for gains and losses in surplus .....			
54.	Net change in capital and surplus (Lines 37 through 53) .....	(2,988,991)	(2,027,834)	11,306,354
55.	Capital and surplus as of statement date (Lines 36 + 54) .....	40,853,807	30,508,610	43,842,798
Details of Write-Ins				
08.301.	.....			
08.302.	.....			
08.303.	.....			
08.398.	Summary of remaining write-ins for Line 8.3 from overflow page .....			
08.399	Totals (Lines 08.301 through 08.303 plus 08.398) (Line 8.3 above) .....			
2701.	.....			
2702.	.....			
2703.	.....			
2798.	Summary of remaining write-ins for Line 27 from overflow page .....			
2799.	Totals (Lines 2701 through 2703 plus 2798) (Line 27 above) .....			
5301.	.....			
5302.	.....			
5303.	.....			
5398.	Summary of remaining write-ins for Line 53 from overflow page .....			
5399.	Totals (Lines 5301 through 5303 plus 5398) (Line 53 above) .....			

CASH FLOW

	1	2	3
	Current Year To Date	Prior Year To Date	Prior Year Ended December 31
Cash from Operations			
1. Premiums collected net of reinsurance .....	231,235	45,955	329,379
2. Net investment income .....	458,547	424,518	1,298,175
3. Miscellaneous income .....			
4. Total (Lines 1 to 3) .....	689,782	470,473	1,627,554
5. Benefit and loss related payments .....	(47,961)	(1,409)	42,426
6. Net transfers to Separate Accounts, Segregated Accounts and Protected Cell Accounts .....			
7. Commissions, expenses paid and aggregate write-ins for deductions .....	3,529,184	2,338,623	10,646,453
8. Dividends paid to policyholders .....			
9. Federal and foreign income taxes paid (recovered) net of \$..... tax on capital gains (losses) .....			—
10. Total (Lines 5 through 9) .....	3,481,223	2,337,214	10,688,879
11. Net cash from operations (Line 4 minus Line 10) .....	(2,791,441)	(1,866,741)	(9,061,325)
Cash from Investments			
12. Proceeds from investments sold, matured or repaid:			
12.1 Bonds .....			2,576,234
12.2 Stocks .....			
12.3 Mortgage loans .....			
12.4 Real estate .....			
12.5 Other invested assets .....			
12.6 Net gains or (losses) on cash, cash equivalents and short-term investments .....			
12.7 Miscellaneous proceeds .....	—	—	—
12.8 Total investment proceeds (Lines 12.1 to 12.7) .....	—	—	2,576,234
13. Cost of investments acquired (long-term only):			
13.1 Bonds .....		4,439,223	4,439,223
13.2 Stocks .....			
13.3 Mortgage loans .....			
13.4 Real estate .....			
13.5 Other invested assets .....			
13.6 Miscellaneous applications .....	—	—	—
13.7 Total investments acquired (Lines 13.1 to 13.6) .....	—	4,439,223	4,439,223
14. Net increase/(decrease) in contract loans and premium notes .....			
15. Net cash from investments (Line 12.8 minus Line 13.7 and Line 14) .....	—	(4,439,223)	(1,862,989)
Cash from Financing and Miscellaneous Sources			
16. Cash provided (applied):			
16.1 Surplus notes, capital notes .....			
16.2 Capital and paid in surplus, less treasury stock .....	—	—	21,000,000
16.3 Borrowed funds .....			
16.4 Net deposits on deposit-type contracts and other insurance liabilities .....			
16.5 Dividends to stockholders .....			
16.6 Other cash provided (applied) .....	437,366	(79,435)	135,055
17. Net cash from financing and miscellaneous sources (Line 16.1 through Line 16.4 minus Line 16.5 plus Line 16.6) .....	437,366	(79,435)	21,135,055
Reconciliation of Cash, Cash Equivalents and Short-Term Investments			
18. Net change in cash, cash equivalents and short-term investments (Line 11, plus Lines 15 and 17) .....	(2,354,075)	(6,385,399)	10,210,741
19. Cash, cash equivalents and short-term investments:			
19.1 Beginning of year .....	41,952,051	31,741,310	31,741,310
19.2 End of period (Line 18 plus Line 19.1) .....	39,597,976	25,355,911	41,952,051
Note: Supplemental disclosures of cash flow information for non-cash transactions:			
20.0001. ....			

EXHIBIT 1

DIRECT PREMIUMS AND DEPOSIT-TYPE CONTRACTS

		1	2	3
		Current Year To Date	Prior Year To Date	Prior Year Ended December 31
1.	Individual life.....	671,962	98,530	743,807
2.	Group life.....			
3.	Individual annuities.....			
4.	Group annuities.....			
5.	Accident & health.....			
6.	Fraternal.....			
7.	Other lines of business.....			
8.	Subtotal (Lines 1 through 7).....	671,962	98,530	743,807
9.	Deposit-type contracts.....			
10.	Total (Lines 8 and 9).....	671,962	98,530	743,807

Notes to the Financial Statements

1. Summary of Significant Accounting Policies and Going Concern

A. Accounting Practices

The financial statements have been prepared in accordance with statutory accounting principles (SAP) prescribed or permitted by the Ohio Department of Insurance (ODI). The ODI requires that insurance companies domiciled in the state prepare their financial statements in accordance with the National Association of Insurance Commissioners' (NAIC) Accounting Practices and Procedures Manual, subject to deviations prescribed by the ODI. The Company had no permitted practices for the quarter ended March 31, 2025 and the year ended December 31, 2024.

A reconciliation of the Company's net income (loss) and capital and surplus between SAP and practices prescribed and permitted by the State of Ohio is shown below.

	SSAP #	F/S Page	F/S Line #	03/31/2025	12/31/2024
Net Income					
(1) State basis (Page 4, Line 35, Columns 1 & 3)	XXX	XXX	XXX	\$ (3,241,304)	\$ (9,409,740)
(2) State prescribed practices that are an increase / (decrease) from NAIC SAP:					
(3) State permitted practices that are an increase / (decrease) from NAIC SAP:					
(4) NAIC SAP (1-2-3=4)	XXX	XXX	XXX	<u>\$ (3,241,304)</u>	<u>\$ (9,409,740)</u>
Surplus					
(5) State basis (Page 3, Line 38, Columns 1 & 2)	XXX	XXX	XXX	\$ 40,853,807	\$ 43,842,798
(6) State prescribed practices that are an increase / (decrease) from NAIC SAP:					
(7) State permitted practices that are an increase / (decrease) from NAIC SAP:					
(8) NAIC SAP (5-6-7=8)	XXX	XXX	XXX	<u>\$ 40,853,807</u>	<u>\$ 43,842,798</u>

C. Accounting Policy

Life premiums and annuity considerations are recorded as earned when received, adjusted for advance premiums and premiums deferred and uncollected. Changes in policy benefit reserves and policy acquisition and other period expenses are charged to operations as incurred. Reinsurance commission and expense allowances are recognized as revenue when realized in accordance with the contract terms.

Commissions and other acquisition costs are charged to operations as incurred instead of being deferred and amortized against the related policy premiums which are taken into income over the period covered by the policies.

In addition, the Company uses the following accounting policies:

(2) Basis for Bonds and Amortization Method

Bonds not backed by other loans are stated at amortized cost using the interest method. The Company has no non-investment grade bonds.

(6) Asset-backed securities - Not Applicable

D. Going Concern

Management is not aware of any conditions that might create doubt about the Company's ability to continue as a going concern.

2. Accounting Changes and Corrections of Errors - Not Applicable

3. Business Combinations and Goodwill - Not Applicable

4. Discontinued Operations - Not Applicable

5. Investments

- A. Mortgage Loans, including Mezzanine Real Estate Loans - Not Applicable
- B. Debt Restructuring - Not Applicable
- C. Reverse Mortgages - Not Applicable
- D. Asset-Backed Securities - Not Applicable
- E. Dollar Repurchase Agreements and/or Securities Lending Transactions - Not Applicable
- F. Repurchase Agreements Transactions Accounted for as Secured Borrowing - Not Applicable
- G. Reverse Repurchase Agreements Transactions Accounted for as Secured Borrowing - Not Applicable
- H. Repurchase Agreements Transactions Accounted for as a Sale - Not Applicable
- I. Reverse Repurchase Agreements Transactions Accounted for as a Sale - Not Applicable
- J. Real Estate - Not Applicable
- K. Investments in Tax Credit Structures (tax credit investments) - Not Applicable
- L. Restricted Assets - No Significant Changes
- M. Working Capital Finance Investments - Not Applicable
- N. Offsetting and Netting of Assets and Liabilities - Not Applicable
- O. 5GI Securities - Not Applicable
- P. Short Sales - Not Applicable

Notes to the Financial Statements

5. Investments (Continued)

- Q. Prepayment Penalty and Acceleration Fees - Not Applicable
- R. Reporting Entity's Share of Cash Pool by Asset Type - Not Applicable
- S. Aggregate Collateral Loans by Qualifying Investment Collateral - Not Applicable

6. Joint Ventures, Partnerships and Limited Liability Companies - Not Applicable

7. Investment Income - No Significant Changes

8. Derivative Instruments - Not Applicable

9. Income Taxes - No Significant Changes

10. Information Concerning Parent, Subsidiaries, Affiliates and Other Related Parties

A. Nature of the Relationship Involved

Effective July 1, 2020, The Progressive Corporation, an Ohio corporation, purchased 100% of the outstanding capital stock of the newly incorporated Company.

B. Transactions and Dollar Amount of Transactions

The Company has a cost-sharing agreement with Progressive Direct Insurance Company approved by the ODI. The Company incurred \$2,272,952 and \$7,236,348 as of March 31, 2025 and December 31, 2024, respectively, pursuant to the cost-sharing agreement.

C. Transactions With Related Party Who Are Not Reported on Schedule Y - Not Applicable

D. Amounts Due From or To Related Parties

At March 31, 2025 and December 31, 2024, the Company had intercompany payables to Progressive Direct Insurance Company in the amount of \$2,288,680 and \$2,103,627, respectively.

E. Material Management or Service Contracts and Cost-Sharing Arrangements

As disclosed above in Note 10(B), the Company incurred expenses with an affiliate in the normal course of business pursuant to an intercompany cost-sharing agreement for management, administration, personnel, data processing and air transportation services and an asset management agreement for investment services.

F. Guarantees or Undertakings

The Company did not make guarantees or undertakings for the benefit of an affiliate that results in a material contingent exposure to the Company during the quarter ended March 31, 2025 or year ended December 31, 2024.

G. Nature of the Control Relationship

The Company is a member of an insurance holding company system. All outstanding shares of the Company are owned by the parent company, The Progressive Corporation. For the relationship of the Company with its parent and affiliates, see Schedule Y.

H. Amount Deducted from the Value of Upstream Intermediate Entity or Ultimate Parent Owned

The Company does not hold stock of an upstream intermediate or ultimate parent.

I. Detail of Investments in Affiliates Greater Than 10% of Admitted Assets - Not Applicable

J. Write-Down for Impairments of Investments in Subsidiary Controlled or Affiliated Companies - Not Applicable

K. Foreign Subsidiary Value Using CARVM - Not Applicable

L. Downstream Holding Company Value Using Look-Through Method - Not Applicable

M. All SCA Investments - Not Applicable

N. Investment in Insurance SCAs - Not Applicable

O. SCA and SSAP No. 48 Entity Loss Tracking - Not Applicable

11. Debt

- A. Debt, Including Capital Notes - Not Applicable
- B. FHLB (Federal Home Loan Bank) Agreements - Not Applicable

12. Retirement Plans, Deferred Compensation, Postemployment Benefits and Compensated Absences and Other Postretirement Benefit Plans

- A. Defined Benefit Plan - Not Applicable
- B. Investment Policies and Strategies of Plan Assets - Not Applicable
- C. Fair Value of Each Class of Plan Assets - Not Applicable
- D. Expected Long-Term Rate of Return for the Plan Assets - Not Applicable
- E. Defined Contribution Plans - Not Applicable
- F. Multiemployer Plans - Not Applicable
- G. Consolidated/Holding Company Plans - Not Applicable
- H. Postemployment Benefits and Compensated Absences - Not Applicable
- I. Impact of Medicare Modernization Act on Postretirement Benefits (INT 04-17) - Not Applicable



Notes to the Financial Statements

13. Capital and Surplus, Dividend Restrictions and Quasi-Reorganizations - No Significant Changes
14. Liabilities, Contingencies and Assessments - No Significant Changes
15. Leases - Not Applicable
16. Information About Financial Instruments With Off-Balance-Sheet Risk And Financial Instruments With Concentrations of Credit Risk - Not Applicable
17. Sale, Transfer and Servicing of Financial Assets and Extinguishments of Liabilities

A. Transfers of Receivables Reported as Sales - Not Applicable

B. Transfer and Servicing of Financial Assets - Not Applicable

C. Wash Sales - Not Applicable
18. Gain or Loss to the Reporting Entity from Uninsured Plans and the Uninsured Portion of Partially Insured Plans - Not Applicable
19. Direct Premium Written/Produced by Managing General Agents/Third Party Administrators - Not Applicable
20. Fair Value Measurements

A. Fair Value Measurement

- (1) Fair value measurements at reporting date

The Company categorizes its financial instruments, based on the degree of subjectivity inherent in the method by which they are valued, into a fair value hierarchy of three levels, as follows:

Level 1 - Inputs are unadjusted, quoted prices in active markets for identical instruments at the measurement date (e.g., U.S. government obligations, which are continually priced on a daily basis, active exchange-traded equity securities, and certain short-term securities).

Level 2 - Inputs (other than quoted prices included within Level 1) that are observable for the instrument either directly or indirectly (e.g., certain corporate and municipal bonds and certain preferred stocks). This includes: (i) quoted prices for similar instruments in active markets, (ii) quoted prices for identical or similar instruments in markets that are not active, (iii) inputs other than quoted prices that are observable for the instruments, and (iv) inputs that are derived principally from or corroborated by observable market data by correlation or other means.

Level 3 - Inputs that are unobservable. Unobservable inputs reflect our subjective evaluation about the assumptions market participants would use in pricing the financial instrument (e.g., certain structured securities and privately held investments).

The Company does not have any assets or liabilities measured at fair value on the balance sheet.

- (2) Fair value measurements in Level 3 of the fair value hierarchy - Not Applicable
- (3) Policy on transfers into and out of Level 3 - Not Applicable
- (4) Description of Valuation Techniques and Inputs Used in Fair Value Measurement

See Note 20.A.1 above.

- (5) Derivatives - Not Applicable

- B. Other Fair Value Disclosures - Not Applicable
- C. Fair Values for All Financial Instruments by Level 1, 2 and 3

The table below represents the fair value of all financial instruments at the reporting date, however, not all financial instruments are reported at fair value in the Company's financial statements.

Type of Financial Instrument	Aggregate Fair Value	Admitted Assets	Level 1	Level 2	Level 3	Net Asset Value (NAV)	Not Practicable (Carrying Value)
Bonds.....	\$..... 4,501,798	\$..... 4,440,572	\$..... 4,501,798	\$..... —	\$..... —	\$..... —	\$..... —
Cash equivalents.....	38,627,040	38,627,040	38,627,040	—	—	—	—
Total.....	43,128,838	43,067,612	43,128,838	—	—	—	—

- D. Not Practicable to Estimate Fair Value - Not Applicable
- E. Nature and Risk of Investments Reported at NAV - Not Applicable

21. Other Items

- A. Unusual or Infrequent Items - Not Applicable
- B. Troubled Debt Restructuring - Not Applicable
- C. Other Disclosures - Not Applicable
- D. Business Interruption Insurance Recoveries - Not Applicable
- E. State and Federal Tax Credits - Not Applicable
- F. Subprime-Mortgage-Related Risk Exposure - Not Applicable
- G. Retained Assets - Not Applicable
- H. Insurance-Linked Securities (ILS) Contracts - Not Applicable
- I. The Amount That Could Be Realized on Life Insurance Where the Reporting Entity is Owner and Beneficiary or Has Otherwise Obtained Rights to Control the Policy - Not Applicable

Notes to the Financial Statements

21. Other Items (Continued)

J. Reporting Net Negative (Disallowed) Interest Maintenance Reserve (IMR)

(1) Net negative (disallowed) IMR

The following table shows the amount of net negative (disallowed) IMR at March 31, 2025.

Total	General Account	Insulated Separate Account	Non-Insulated Separate Account
\$..... 3,724	\$..... 3,724	\$.....	\$.....

(2) Negative (disallowed) IMR admitted

The following table shows the amount of negative (disallowed) IMR admitted at March 31, 2025.

Total	General Account	Insulated Separate Account	Non-Insulated Separate Account
\$..... 3,724	\$..... 3,724	\$.....	\$.....

(3) Calculated adjusted capital and surplus

The following table shows the calculation of adjusted capital and surplus as of December 31, 2024.

	Total
a. Prior Period General Account Capital & Surplus From Prior Period SAP Financials.....	\$..... 43,842,798
b. Net Positive Goodwill (admitted).....	-
c. EDP Equipment & Operating System Software (admitted).....	-
d. Net DTAs (admitted).....	-
e. Net Negative (disallowed) IMR (admitted).....	4,966
f. Adjusted Capital & Surplus (a-(b+c+d+e)).....	\$..... 43,837,832

(4) Percentage of adjusted capital and surplus

The following is the percentage of adjusted capital and surplus for which the admitted net negative (disallowed) IMR represents at March 31, 2025.

	Total
Percentage of Total Net Negative (disallowed) IMR admitted in General Account or recognized in Separate Account to adjusted capital and surplus.....	0.008 %

(5) Allocated gains/losses to IMR from derivatives - Not Applicable

22. Events Subsequent

Subsequent events have been considered through May 15, 2025. There were no events occurring subsequent to the end of the quarter that merited recognition or disclosure in these statements.

23. Reinsurance - No Significant Changes

24. Retrospectively Rated Contracts & Contracts Subject to Redetermination

- A. Method Used to Estimate - Not Applicable
- B. Method Used to Record - Not Applicable
- C. Amount and Percent of Net Retrospective Premiums - Not Applicable
- D. Medical Loss Ratio Rebates Required Pursuant to the Public Health Service Act - Not Applicable
- E. Risk-Sharing Provisions of the Affordable Care Act (ACA)

(1) Accident and health insurance premium subject to the Affordable Care Act risk-sharing provisions

Did the reporting entity write accident and health insurance premium which is subject to the Affordable Care Act risk sharing provisions? NO

- (2) Impact of Risk-Sharing Provisions of the Affordable Care Act on admitted assets, liabilities and revenue for the current year - Not Applicable
- (3) Roll-forward of prior year ACA risk-sharing provisions for the following asset (gross of any nonadmission) and liability balances, along with the reasons for adjustments to prior year balance - Not Applicable

25. Change in Incurred Losses and Loss Adjustment Expenses

A. Reasons for Changes in the Provision for Incurred Loss and Loss Adjustment Expenses Attributable to Insured Events of Prior Years

The estimated cost of loss and loss adjustment expenses attributable to insured events of prior years decreased by approximately \$110,000 during 2025. Decreases of this nature occur as the result of claim settlements during the current year, and as additional information is received regarding individual claims, causing changes from the original estimates of the cost of these claims. Recent loss development trends are also taken into account in evaluating the overall adequacy of unpaid losses and loss adjustment expenses.

B. Significant Changes in Methodologies and Assumptions Used in Calculating the Liability for Unpaid Losses and Loss Adjustment Expenses - Not Applicable

26. Intercompany Pooling Arrangements - Not Applicable

27. Structured Settlements - Not Applicable

28. Health Care Receivables - Not Applicable

Notes to the Financial Statements

- 29. Participating Policies - Not Applicable
- 30. Premium Deficiency Reserves - Not Applicable
- 31. Reserves for Life Contracts and Annuity Contracts - No Significant Changes
- 32. Analysis of Annuity Actuarial Reserves and Deposit-Type Contract Liabilities by Withdrawal Characteristics - Not Applicable
- 33. Analysis of Life Actuarial Reserves by Withdrawal Characteristics - No Significant Changes
- 34. Premiums and Annuity Considerations Deferred and Uncollected - No Significant Changes
- 35. Separate Accounts - Not Applicable
- 36. Loss/Claim Adjustment Expenses - Not Applicable

GENERAL INTERROGATORIES  
PART 1 - COMMON INTERROGATORIES

GENERAL

- 1.1 Did the reporting entity experience any material transactions requiring the filing of Disclosure of Material Transactions with the State of Domicile, as required by the Model Act? NO
- 1.2 If yes, has the report been filed with the domiciliary state?
- 2.1 Has any change been made during the year of this statement in the charter, by-laws, articles of incorporation, or deed of settlement of the reporting entity? NO
- 2.2 If yes, date of change:
- 3.1 Is the reporting entity a member of an Insurance Holding Company System consisting of two or more affiliated persons, one or more of which is an insurer? YES  
If yes, complete Schedule Y, Parts 1 and 1A.
- 3.2 Have there been any substantial changes in the organizational chart since the prior quarter end? NO
- 3.3 If the response to 3.2 is yes, provide a brief description of those changes.
- 3.4 Is the reporting entity publicly traded or a member of a publicly traded group? YES
- 3.5 If the response to 3.4 is yes, provide the CIK (Central Index Key) code issued by the SEC for the entity/group 0000080661
- 4.1 Has the reporting entity been a party to a merger or consolidation during the period covered by this statement? NO
- 4.2 If yes, provide the name of entity, NAIC Company Code, and state of domicile (use two letter state abbreviation) for any entity that has ceased to exist as a result of the merger or consolidation.

1	2	3
Name of Entity	NAIC Company Code	State of Domicile

5. If the reporting entity is subject to a management agreement, including third-party administrator(s), managing general agent(s), attorney-in-fact, or similar agreement, have there been any significant changes regarding the terms of the agreement or principals involved? NO  
If yes, attach an explanation.
- 6.1 State as of what date the latest financial examination of the reporting entity was made or is being made 12/31/2022
- 6.2 State the as of date that the latest financial examination report became available from either the state of domicile or the reporting entity. This date should be the date of the examined balance sheet and not the date the report was completed or released. 12/31/2022
- 6.3 State as of what date the latest financial examination report became available to other states or the public from either the state of domicile or the reporting entity. This is the release date or completion date of the examination report and not the date of the examination (balance sheet date). 05/29/2024
- 6.4 By what department or departments?  
OHIO DEPARTMENT OF INSURANCE
- 6.5 Have all financial statement adjustments within the latest financial examination report been accounted for in a subsequent financial statement filed with Departments? N/A
- 6.6 Have all of the recommendations within the latest financial examination report been complied with? YES
- 7.1 Has this reporting entity had any Certificates of Authority, licenses or registrations (including corporate registration, if applicable) suspended or revoked by any governmental entity during the reporting period? NO
- 7.2 If yes, give full information
- 8.1 Is the company a subsidiary of a bank holding company regulated by the Federal Reserve Board? NO
- 8.2 If response to 8.1 is yes, please identify the name of the bank holding company.
- 8.3 Is the company affiliated with one or more banks, thrifts or securities firms? NO
- 8.4 If response to 8.3 is yes, please provide below the names and location (city and state of the main office) of any affiliates regulated by a federal regulatory services agency [i.e. the Federal Reserve Board (FRB), the Office of the Comptroller of the Currency (OCC), the Federal Deposit Insurance Corporation (FDIC) and the Securities Exchange Commission (SEC)] and identify the affiliates primary federal regulator.

1	2	3	4	5	6
Affiliate Name	Location (City, State)	FRB	OCC	FDIC	SEC

GENERAL INTERROGATORIES  
PART 1 - COMMON INTERROGATORIES

- 9.1 Are the senior officers (principal executive officer, principal financial officer, principal accounting officer or controller, or persons performing similar functions) of the reporting entity subject to a code of ethics, which includes the following standards?..... YES .....
- (a) Honest and ethical conduct, including the ethical handling of actual or apparent conflicts of interest between personal and professional relationships;
- (b) Full, fair, accurate, timely and understandable disclosure in the periodic reports required to be filed by the reporting entity;
- (c) Compliance with applicable governmental laws, rules and regulations;
- (d) The prompt internal reporting of violations to an appropriate person or persons identified in the code; and
- (e) Accountability for adherence to the code.
- 9.11 If the response to 9.1 is No, please explain:  
.....
- 9.2 Has the code of ethics for senior managers been amended?..... NO .....
- 9.21 If the response to 9.2 is Yes, provide information related to amendment(s).  
.....
- 9.3 Have any provisions of the code of ethics been waived for any of the specified officers?..... NO .....
- 9.31 If the response to 9.3 is Yes, provide the nature of any waiver(s).  
.....

FINANCIAL

- 10.1 Does the reporting entity report any amounts due from parent, subsidiaries or affiliates on Page 2 of this statement?..... NO .....
- 10.2 If yes, indicate any amounts receivable from parent included in the Page 2 amount:..... \$ .....

INVESTMENT

- 11.1 Were any of the stocks, bonds, or other assets of the reporting entity loaned, placed under option agreement, or otherwise made available for use by another person? (Exclude securities under securities lending agreements.)..... NO .....
- 11.2 If yes, give full and complete information relating thereto:  
.....
12. Amount of real estate and mortgages held in other invested assets in Schedule BA:..... \$ .....
13. Amount of real estate and mortgages held in short-term investments:..... \$ .....
- 14.1 Does the reporting entity have any investments in parent, subsidiaries and affiliates?..... NO .....
- 14.2 If yes, please complete the following:

	1	2
	Prior Year-End Book / Adjusted Carrying Value	Current Quarter Book / Adjusted Carrying Value
14.21 Bonds .....	\$ .....	\$ .....
14.22 Preferred Stock .....	.....	.....
14.23 Common Stock .....	.....	.....
14.24 Short-Term Investments .....	.....	.....
14.25 Mortgage Loans on Real Estate .....	.....	.....
14.26 All Other .....	.....	.....
14.27 Total Investment in Parent, Subsidiaries and Affiliates (Subtotal Lines 14.21 to 14.26) .....	.....	.....
14.28 Total Investment in Parent included in Lines 14.21 to 14.26 above .....	.....	.....

- 15.1 Has the reporting entity entered into any hedging transactions reported on Schedule DB?..... NO .....
- 15.2 If yes, has a comprehensive description of the hedging program been made available to the domiciliary state?..... N/A .....
- If no, attach a description with this statement.  
.....
16. For the reporting entity's security lending program, state the amount of the following as of the current statement date:
- 16.1 Total fair value of reinvested collateral assets reported on Schedule DL, Parts 1 and 2..... \$ .....
- 16.2 Total book adjusted/carrying value of reinvested collateral assets reported on Schedule DL, Parts 1 and 2..... \$ .....
- 16.3 Total payable for securities lending reported on the liability page..... \$ .....
17. Excluding items in Schedule E - Part 3 - Special Deposits, real estate, mortgage loans and investments held physically in the reporting entity's offices, vaults or safety deposit boxes, were all stocks, bonds and other securities, owned throughout the current year held pursuant to a custodial agreement with a qualified bank or trust company in accordance with Section 1, III - General Examination Considerations, F. Outsourcing of Critical Functions, Custodial or Safekeeping Agreements of the NAIC *Financial Condition Examiners Handbook*?..... YES .....

- 17.1 For all agreements that comply with the requirements of the *Financial Condition Examiners Handbook*, complete the following:

1	2
Name of Custodian(s)	Custodian Address
CITIBANK, N.A. ....	338 GREENWICH STREET, NEW YORK, NY 10013 .....

- 17.2 For all agreements that do not comply with the requirements of the NAIC *Financial Condition Examiners Handbook*, provide the name, location and a complete explanation:

1	2	3
Name(s)	Location(s)	Complete Explanation(s)
.....	.....	.....

- 17.3 Have there been any changes, including name changes, in the custodian(s) identified in 17.1 during the current quarter?..... NO .....
- 17.4 If yes, give full and complete information relating thereto:

GENERAL INTERROGATORIES  
PART 1 - COMMON INTERROGATORIES

1	2	3	4
Old Custodian	New Custodian	Date of Change	Reason

17.5 Investment management – Identify all investment advisors, investment managers, broker/dealers, including individuals that have the authority to make investment decisions on behalf of the reporting entity. This includes both primary and sub-advisors. For assets that are managed internally by employees of the reporting entity, note as such.

1	2
Name of Firm or Individual	Affiliation
PROGRESSIVE CAPITAL MANAGEMENT CORP .....	A .....

- 17.5097 For those firms/individuals listed in the table for Question 17.5, do any firms/individuals unaffiliated with the reporting entity (i.e., designated with a "U") manage more than 10% of the reporting entity's invested assets? .....
- 17.5098 For firms/individuals unaffiliated with the reporting entity (i.e., designated with a "U") listed in the table for Question 17.5, does the total assets under management aggregate to more than 50% of the reporting entity's invested assets? .....

17.6 For those firms or individuals listed in the table for 17.5 with an affiliation code of "A" (affiliated) or "U" (unaffiliated), provide the information for the table below.

1	2	3	4	5
Central Registration Depository Number	Name of Firm or Individual	Legal Entity Identifier (LEI)	Registered With	Investment Management Agreement (IMA) Filed
	PROGRESSIVE CAPITAL MANAGEMENT CORP .....	5493001ZRZZQPS7KIG26 .....	N/A .....	DS .....

18.1 Have all the filing requirements of the *Purposes and Procedures Manual of the NAIC Investment Analysis Office* been followed? ..... YES .....

18.2 If no, list exceptions:  
.....

19. By self-designating 5GI securities, the reporting entity is certifying the following elements for each self-designated 5GI security:

a. Documentation necessary to permit a full credit analysis of the security does not exist or an NAIC CRP credit rating for an FE or PL security is not available.

b. Issuer or obligor is current on all contracted interest and principal payments.

c. The insurer has an actual expectation of ultimate payment of all contracted interest and principal.

Has the reporting entity self-designated 5GI securities? ..... NO .....

20. By self-designating PLGI securities, the reporting entity is certifying the following elements of each self-designated PLGI security:

a. The security was purchased prior to January 1, 2018.

b. The reporting entity is holding capital commensurate with the NAIC Designation reported for the security.

c. The NAIC Designation was derived from the credit rating assigned by an NAIC CRP in its legal capacity as a NRSRO which is shown on a current private letter rating held by the insurer and available for examination by state insurance regulators.

d. The reporting entity is not permitted to share this credit rating of the PL security with the SVO.

Has the reporting entity self-designated PLGI securities? ..... NO .....

21. By assigning FE to a Schedule BA non-registered private fund, the reporting entity is certifying the following elements of each self-designated FE fund:

a. The shares were purchased prior to January 1, 2019.

b. The reporting entity is holding capital commensurate with the NAIC Designation reported for the security.

c. The security had a public credit rating(s) with annual surveillance assigned by an NAIC CRP in its legal capacity as an NRSRO prior to January 1, 2019.

d. The fund only or predominantly holds bonds in its portfolio.

e. The current reported NAIC Designation was derived from the public credit rating(s) with annual surveillance assigned by an NAIC CRP in its legal capacity as an NRSRO.

f. The public credit rating(s) with annual surveillance assigned by an NAIC CRP has not lapsed.

Has the reporting entity assigned FE to Schedule BA non-registered private funds that complied with the above criteria? ..... NO .....

GENERAL INTERROGATORIES

PART 2 – LIFE AND ACCIDENT AND HEALTH COMPANIES/FRATERNAL BENEFIT SOCIETIES

Life and Accident Health Companies/Fraternal Benefit Societies:

1. Report the statement value of mortgage loans at the end of this reporting period for the following categories:

1

Amount

1.1 Long-Term Mortgages in Good Standing

1.11 Farm Mortgages\$

1.12 Residential Mortgages

1.13 Commercial Mortgages

1.14 Total Mortgages in Good Standing\$

1.2 Long-Term Mortgages in Good Standing with Restructured Terms

1.21 Total Mortgages in Good Standing with Restructured Terms\$

1.3 Long-Term Mortgage Loans upon which Interest is Overdue more than Three Months

1.31 Farm Mortgages\$

1.32 Residential Mortgages

1.33 Commercial Mortgages

1.34 Total Mortgages with Interest Overdue more than Three Months\$

1.4 Long-Term Mortgage Loans in Process of Foreclosure

1.41 Farm Mortgages\$

1.42 Residential Mortgages

1.43 Commercial Mortgages

1.44 Total Mortgages in Process of Foreclosure

1.5 Total Mortgage Loans (Lines 1.14 + 1.21+1.34+1.44) (Page 2, Column 3, Lines 3.1 +3.2)\$

1.6 Long-Term Mortgages Foreclosed, Properties Transferred to Real Estate in Current Quarter

1.61 Farm Mortgages\$

1.62 Residential Mortgages

1.63 Commercial Mortgages

1.64 Total Mortgages Foreclosed and Transferred to Real Estate\$

2. Operating Percentages:

2.1 A&H loss percent%

2.2 A&H cost containment percent%

2.3 A&H expense percent excluding cost containment expenses%

3.1 Do you act as a custodian for health savings accounts?NO

3.2 If yes, please provide the amount of custodial funds held as of the reporting date\$

3.3 Do you act as an administrator for health savings accounts?NO

3.4 If yes, please provide the balance of the funds administered as of the reporting date\$

4 Is the reporting entity licensed or chartered, registered, qualified, eligible or writing business in at least two states?YES

4.1 If no, does the reporting entity assume reinsurance business that covers risks residing in at least one state other than the state of domicile of the reporting entity

Fraternal Benefit Societies Only:

5.1 In all cases where the reporting entity has assumed accident and health risks from another company, provisions should be made in this statement on account of such reinsurances for reserve equal to that which the original company would have been required to establish had it retained the risks. Has this been done?

5.2 If no, explain:

6.1 Does the reporting entity have outstanding assessments in the form of liens against policy benefits that have increased surplus?

6.2 If yes, what is the date(s) of the original lien and the total outstanding balance of liens that remain in surplus?

Date	Outstanding Lien Amount
	\$

**SCHEDULE S - CEDED REINSURANCE**  
Showing All New Reinsurance Treaties - Current Year to Date

1	2	3	4	5	6	7	8	9	10
NAIC Company Code	ID Number	Effective Date	Name of Reinsurer	Domiciliary Jurisdiction	Type of Reinsurance Ceded	Type of Business Ceded	Type of Reinsurer	Certified Reinsurer Rating (1 through 6)	Effective Date of Certified Reinsurer Rating

NONE



SCHEDULE T – PREMIUMS AND ANNUITY CONSIDERATIONS

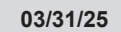
Current Year to Date - Allocated by States and Territories

States, Etc.		1	Direct Business Only					
			Life Contracts		4	5	6	7
			2	3				
		Active Status (a)	Life Insurance Premiums	Annuity Considerations	Accident and Health Insurance Premiums, Including Policy, Membership and Other Fees	Other Considerations	Total Columns 2 Through 5	Deposit-Type Contracts
1.	Alabama	AL L						
2.	Alaska	AK N						
3.	Arizona	AZ L	16,352				16,352	
4.	Arkansas	AR N						
5.	California	CA N						
6.	Colorado	CO N						
7.	Connecticut	CT N						
8.	Delaware	DE N						
9.	District of Columbia	DC N						
10.	Florida	FL N						
11.	Georgia	GA L	18,372				18,372	
12.	Hawaii	HI N						
13.	Idaho	ID N						
14.	Illinois	IL N						
15.	Indiana	IN L	16,507				16,507	
16.	Iowa	IA N						
17.	Kansas	KS N						
18.	Kentucky	KY N						
19.	Louisiana	LA L	13,988				13,988	
20.	Maine	ME N						
21.	Maryland	MD L	15,455				15,455	
22.	Massachusetts	MA N						
23.	Michigan	MI L	27,463				27,463	
24.	Minnesota	MN N						
25.	Mississippi	MS L	3,508				3,508	
26.	Missouri	MO L	10,407				10,407	
27.	Montana	MT N						
28.	Nebraska	NE N						
29.	Nevada	NV N						
30.	New Hampshire	NH N						
31.	New Jersey	NJ N						
32.	New Mexico	NM N						
33.	New York	NY N						
34.	North Carolina	NC L						
35.	North Dakota	ND N						
36.	Ohio	OH L	34,347				34,347	
37.	Oklahoma	OK L						
38.	Oregon	OR N						
39.	Pennsylvania	PA L	30,800				30,800	
40.	Rhode Island	RI N						
41.	South Carolina	SC N						
42.	South Dakota	SD N						
43.	Tennessee	TN L	11,729				11,729	
44.	Texas	TX L	51,442				51,442	
45.	Utah	UT L	2,858				2,858	
46.	Vermont	VT N						
47.	Virginia	VA L	21,982				21,982	
48.	Washington	WA N						
49.	West Virginia	WV N						
50.	Wisconsin	WI L	5,736				5,736	
51.	Wyoming	WY N						
52.	American Samoa	AS N						
53.	Guam	GU N						
54.	Puerto Rico	PR N						
55.	U.S. Virgin Islands	VI N						
56.	Northern Mariana Islands	MP N						
57.	Canada	CAN N						
58.	Aggregate Other Alien	OT XXX						
59.	Subtotal	XXX	280,946				280,946	
90.	Reporting entity contributions for employee benefits plans	XXX						
91.	Dividends or refunds applied to purchase paid-up additions and annuities	XXX						
92.	Dividends or refunds applied to shorten endowment or premium paying period	XXX						
93.	Premium or annuity considerations waived under disability or other contract provisions	XXX						
94.	Aggregate other amounts not allocable by State	XXX						
95.	Totals (Direct Business)	XXX	280,946				280,946	
96.	Plus Reinsurance Assumed	XXX						
97.	Totals (All Business)	XXX	280,946				280,946	
98.	Less Reinsurance Ceded	XXX	49,711				49,711	
99.	Totals (All Business) less Reinsurance Ceded	XXX	231,235				231,235	
Details of Write-Ins								
58001.		XXX						
58002.		XXX						
58003.		XXX						
58998.	Summary of remaining write-ins for Line 58 from overflow page	XXX						
58999.	Totals (Lines 58001 through 58003 plus 58998) (Line 58 above)	XXX						
9401.		XXX						
9402.		XXX						
9403.		XXX						
9498.	Summary of remaining write-ins for Line 94 from overflow page	XXX						
9499.	Totals (Lines 9401 through 9403 plus 9498) (Line 94 above)	XXX						

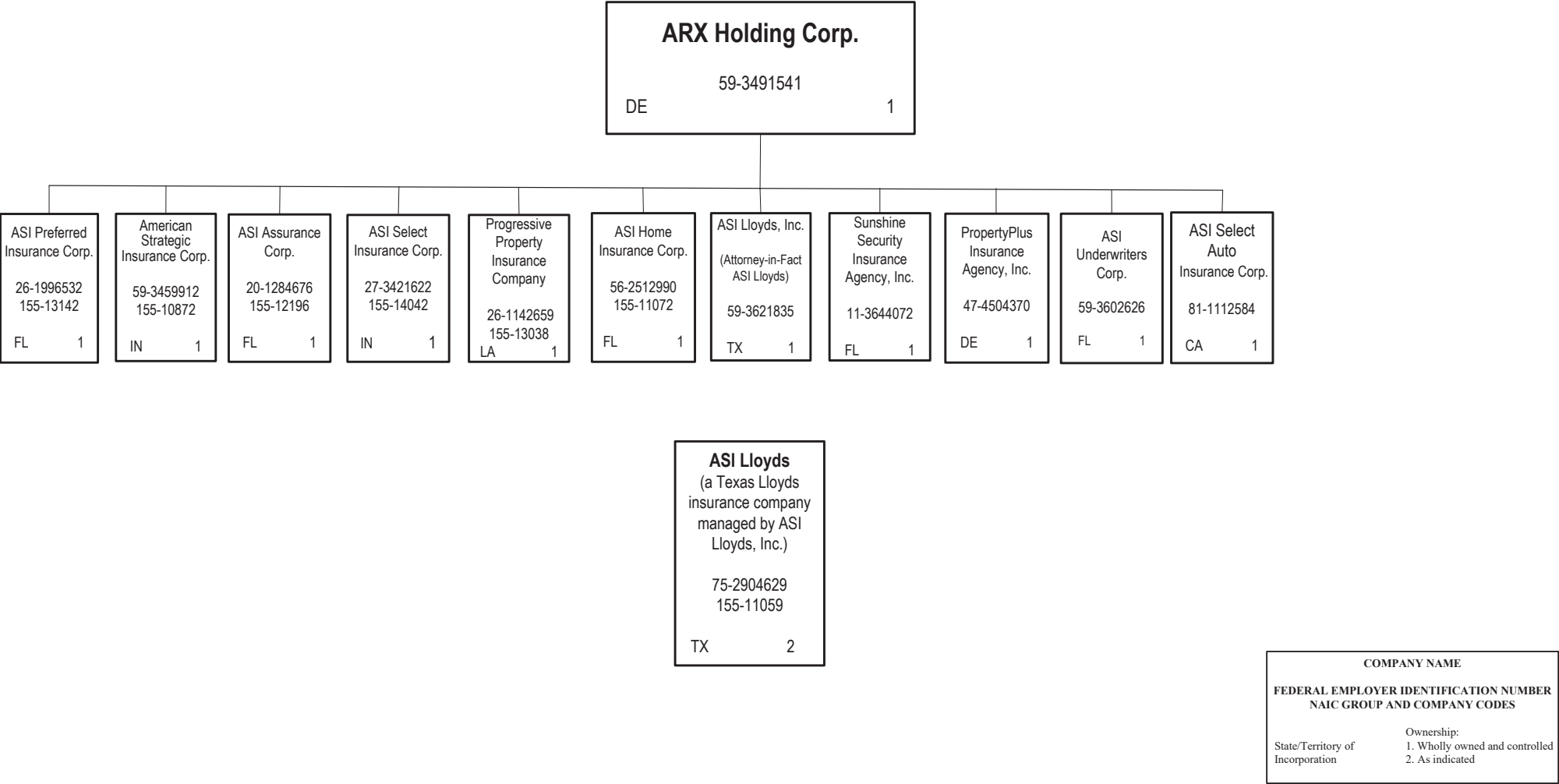
(a) Active Status Counts

1. L – Licensed or Chartered - Licensed insurance carrier or domiciled RRG
2. R – Registered – Non-domiciled RRGs
3. E – Eligible - Reporting entities eligible or approved to write surplus lines in the state
18. 4. Q – Qualified - Qualified or accredited reinsurer
5. N – None of the above - Not allowed to write business in the state
39.

SCHEDULE Y – INFORMATION CONCERNING ACTIVITIES OF INSURER MEMBERS OF A HOLDING COMPANY GROUP -- PART 1 – ORGANIZATIONAL CHART



SCHEDULE Y – INFORMATION CONCERNING ACTIVITIES OF INSURER MEMBERS OF A HOLDING COMPANY GROUP -- PART 1 – ORGANIZATIONAL CHART



SCHEDULE Y

PART 1A - DETAILS OF INSURANCE HOLDING COMPANY SYSTEM

1	2	3	4	5	6	7	8	9	10	11	12	13	14	15	16
Group Code	Group Name	NAIC Company Code	ID Number	Federal RSSD	CIK	Name of Securities Exchange if Publicly Traded (U.S. or International)	Names of Parent, Subsidiaries Or Affiliates	Domiciliary Location	Relationship to Reporting Entity	Directly Controlled by (Name of Entity/Person)	Type of Control (Ownership, Board, Management, Attorney-in-Fact, Influence, Other)	If Control is Ownership Provide Percentage	Ultimate Controlling Entity(ies) / Person(s)	Is an SCA Filing Required? (Yes/No)	*
0155	Progressive Insurance Group	00000	34-0963169		0000080661	NYSE	The Progressive Corporation	OH	UDP	Board, Management	Board		The Progressive Corporation	NO	6
		27804	95-2676519				Drive Insurance Company	OH	IA	The Progressive Corporation	OWNERSHIP	100.0	The Progressive Corporation	NO	6
		00000	83-0371533				Progressive Agency Holdings, Inc.	DE	NIA	The Progressive Corporation	OWNERSHIP	100.0	The Progressive Corporation	NO	6
0155	Progressive Insurance Group	11410	68-0004572				Drive New Jersey Insurance Company	NJ	IA	Progressive Agency Holdings, Inc.	OWNERSHIP	100.0	The Progressive Corporation	NO	6
0155	Progressive Insurance Group	12879	20-4093467				Progressive Commercial Casualty Company	OH	IA	Progressive Agency Holdings, Inc.	OWNERSHIP	100.0	The Progressive Corporation	NO	6
0155	Progressive Insurance Group	24252	34-1094197				Progressive American Insurance Company	OH	IA	Progressive Agency Holdings, Inc.	OWNERSHIP	100.0	The Progressive Corporation	NO	6
0155	Progressive Insurance Group	17350	31-1193845				Progressive Bayside Insurance Company	OH	IA	Progressive Agency Holdings, Inc.	OWNERSHIP	100.0	The Progressive Corporation	NO	6
0155	Progressive Insurance Group	24260	34-6513736				Progressive Casualty Insurance Company	OH	IA	Progressive Agency Holdings, Inc.	OWNERSHIP	100.0	The Progressive Corporation	NO	6
0155	Progressive Insurance Group	00000	34-1576555				PC Investment Company	DE	NIA	Progressive Casualty Insurance Company	OWNERSHIP	100.0	The Progressive Corporation	YES	6
		29203	74-1082840				Progressive County Mutual Insurance Company	TX	IA	Progressive Casualty Insurance Company	MANAGEMENT		The Progressive Corporation	NO	7
		42412	34-1374634				Progressive Gulf Insurance Company	OH	IA	Progressive Casualty Insurance Company	OWNERSHIP	100.0	The Progressive Corporation	YES	6
0155	Progressive Insurance Group	32786	34-1172685				Progressive Specialty Insurance Company	OH	IA	Progressive Casualty Insurance Company	OWNERSHIP	100.0	The Progressive Corporation	YES	6
0155	Progressive Insurance Group	00000					Trussville/Cahaba, AL , LLC	OH	NIA	Progressive Specialty Insurance Company	OWNERSHIP	100.0	The Progressive Corporation	NO	6
		42994	39-1453002				Progressive Classic Insurance Company	WI	IA	Progressive Agency Holdings, Inc.	OWNERSHIP	100.0	The Progressive Corporation	NO	6
		10067	99-0311930				Progressive Hawaii Insurance Corp.	OH	IA	Progressive Agency Holdings, Inc.	OWNERSHIP	100.0	The Progressive Corporation	NO	6
0155	Progressive Insurance Group	10187	34-1787734				Progressive Michigan Insurance Company	MI	IA	Progressive Agency Holdings, Inc.	OWNERSHIP	100.0	The Progressive Corporation	NO	6
0155	Progressive Insurance Group	35190	93-0935623				Progressive Mountain Insurance Company	OH	IA	Progressive Agency Holdings, Inc.	OWNERSHIP	100.0	The Progressive Corporation	NO	6
0155	Progressive Insurance Group	38628	34-1318335				Progressive Northern Insurance Company	WI	IA	Progressive Agency Holdings, Inc.	OWNERSHIP	100.0	The Progressive Corporation	NO	6
0155	Progressive Insurance Group	42919	91-1187829				Progressive Northwestern Insurance Company	OH	IA	Progressive Agency Holdings, Inc.	OWNERSHIP	100.0	The Progressive Corporation	NO	6
0155	Progressive Insurance Group	37834	34-1287020				Progressive Preferred Insurance Company	OH	IA	Progressive Agency Holdings, Inc.	OWNERSHIP	100.0	The Progressive Corporation	NO	6
0155	Progressive Insurance Group	10050	72-1269745				Progressive Security Insurance Company	LA	IA	Progressive Agency Holdings, Inc.	OWNERSHIP	100.0	The Progressive Corporation	NO	6
0155	Progressive Insurance Group	38784	59-1951700				Progressive Southeastern Insurance Company	IN	IA	Progressive Agency Holdings, Inc.	OWNERSHIP	100.0	The Progressive Corporation	NO	6
0155	Progressive Insurance Group	12302	20-3187886				Progressive Freedom Insurance Company	OH	IA	Progressive Agency Holdings, Inc.	OWNERSHIP	100.0	The Progressive Corporation	NO	6
		00000	27-2393886				Progressive Commercial Advantage Agency, Inc.	OH	NIA	Progressive Agency Holdings, Inc.	OWNERSHIP	100.0	The Progressive Corporation	NO	6

SCHEDULE Y

PART 1A - DETAILS OF INSURANCE HOLDING COMPANY SYSTEM

1	2	3	4	5	6	7	8	9	10	11	12	13	14	15	16
Group Code	Group Name	NAIC Company Code	ID Number	Federal RSSD	CIK	Name of Securities Exchange if Publicly Traded (U.S. or International)	Names of Parent, Subsidiaries Or Affiliates	Domiciliary Location	Relationship to Reporting Entity	Directly Controlled by (Name of Entity/Person)	Type of Control (Ownership, Board, Management, Attorney-in-Fact, Influence, Other)	If Control is Ownership Provide Percentage	Ultimate Controlling Entity(ies) / Person(s)	Is an SCA Filing Required? (Yes/No)	*
		00000	20-1583033				Progressive Commercial Holdings, Inc.	DE	NIA	The Progressive Corporation	OWNERSHIP	100.0	The Progressive Corporation	NO	6
0155	Progressive Insurance Group	10194	59-3213819				Artisan and Truckers Casualty Company	WI	IA	Progressive Commercial Holdings, Inc.	OWNERSHIP	100.0	The Progressive Corporation	NO	6
0155	Progressive Insurance Group	10243	06-0281045				National Continental Insurance Company	NY	IA	Progressive Commercial Holdings, Inc.	OWNERSHIP	100.0	The Progressive Corporation	NO	6
0155	Progressive Insurance Group	10193	59-3213719				Progressive Express Insurance Company	OH	IA	Progressive Commercial Holdings, Inc.	OWNERSHIP	100.0	The Progressive Corporation	NO	6
0155	Progressive Insurance Group	11770	36-3298008				United Financial Casualty Company	OH	IA	Progressive Commercial Holdings, Inc.	OWNERSHIP	100.0	The Progressive Corporation	NO	6
0155	Progressive Insurance Group	15643	47-1849658				Blue Hill Specialty Insurance Company Inc.	IL	IA	Progressive Commercial Holdings, Inc.	OWNERSHIP	100.0	The Progressive Corporation	NO	6
		00000	35-0160330				Protective Insurance Corporation	IN	NIA	Progressive Commercial Holdings, Inc.	OWNERSHIP	100.0	The Progressive Corporation	NO	6
0155	Progressive Insurance Group	12416	35-6021485				Protective Insurance Company	IN	IA	Corporation	OWNERSHIP	100.0	The Progressive Corporation	NO	6
0155	Progressive Insurance Group	40460	35-1524574				Sagamore Insurance Company	IN	IA	Protective Insurance Company	OWNERSHIP	100.0	The Progressive Corporation	NO	6
0155	Progressive Insurance Group	13149	26-1865258				Protective Specialty Insurance Company	IN	IA	Protective Insurance Company	OWNERSHIP	100.0	The Progressive Corporation	NO	6
		00000	26-0327941				B&L Brokerage Services, Inc.	IN	NIA	Protective Insurance Corporation	OWNERSHIP	100.0	The Progressive Corporation	NO	6
		00000	45-3337116				B&L Management, Inc.	DE	NIA	Protective Insurance Corporation	OWNERSHIP	100.0	The Progressive Corporation	NO	6
		00000	35-1864904				B&L Insurance Ltd.	BMU	IA	Protective Insurance Corporation	OWNERSHIP	100.0	The Progressive Corporation	NO	6
		00000	38-3564766				Transport Specialty Insurance Agency, Inc.	MI	NIA	B&L Brokerage Services, Inc.	OWNERSHIP	100.0	The Progressive Corporation	NO	6
		00000	83-0371538				Progressive Direct Holdings, Inc.	DE	NIA	The Progressive Corporation	OWNERSHIP	100.0	The Progressive Corporation	NO	6
0155	Progressive Insurance Group	44180	23-2599971				Mountain Laurel Assurance Company	OH	IA	Progressive Direct Holdings, Inc.	OWNERSHIP	100.0	The Progressive Corporation	NO	6
0155	Progressive Insurance Group	11851	62-0484104				Progressive Advanced Insurance Company	OH	IA	Progressive Direct Holdings, Inc.	OWNERSHIP	100.0	The Progressive Corporation	NO	6
		00000	58-1772717				Progressive Auto Pro Insurance Agency, Inc.	FL	NIA	Progressive Direct Holdings, Inc.	OWNERSHIP	100.0	The Progressive Corporation	NO	6
0155	Progressive Insurance Group	44288	62-1444848				Progressive Choice Insurance Company	OH	IA	Progressive Direct Holdings, Inc.	OWNERSHIP	100.0	The Progressive Corporation	NO	6
0155	Progressive Insurance Group	16322	34-1524319				Progressive Direct Insurance Company	OH	IA	Progressive Direct Holdings, Inc.	OWNERSHIP	100.0	The Progressive Corporation	NO	6
		00000					Gadsden, AL, LLC	OH	NIA	Progressive Direct Insurance Company	OWNERSHIP	100.0	The Progressive Corporation	NO	6
0155	Progressive Insurance Group	14800	22-2404709				Progressive Garden State Insurance Company	NJ	IA	Progressive Direct Holdings, Inc.	OWNERSHIP	100.0	The Progressive Corporation	NO	6
0155	Progressive Insurance Group	37605	33-0350911				Progressive Marathon Insurance Company	MI	IA	Progressive Direct Holdings, Inc.	OWNERSHIP	100.0	The Progressive Corporation	NO	6
0155	Progressive Insurance Group	24279	34-0472535				Progressive Max Insurance Company	OH	IA	Progressive Direct Holdings, Inc.	OWNERSHIP	100.0	The Progressive Corporation	NO	6

SCHEDULE Y

PART 1A - DETAILS OF INSURANCE HOLDING COMPANY SYSTEM

1	2	3	4	5	6	7	8	9	10	11	12	13	14	15	16
Group Code	Group Name	NAIC Company Code	ID Number	Federal RSSD	CIK	Name of Securities Exchange if Publicly Traded (U.S. or International)	Names of Parent, Subsidiaries Or Affiliates	Domiciliary Location	Relationship to Reporting Entity	Directly Controlled by (Name of Entity/Person)	Type of Control (Ownership, Board, Management, Attorney-in-Fact, Influence, Other)	If Control is Ownership Provide Percentage	Ultimate Controlling Entity(ies) / Person(s)	Is an SCA Filing Required? (Yes/No)	*
0155	Progressive Insurance Group	44695	86-0686869				Progressive Paloverde Insurance Company	IN	IA	Progressive Direct Holdings, Inc.	OWNERSHIP	100.0	The Progressive Corporation	NO	6
0155	Progressive Insurance Group	21735	36-3789786				Progressive Premier Insurance Company of Illinois	OH	IA	Progressive Direct Holdings, Inc.	OWNERSHIP	100.0	The Progressive Corporation	NO	6
0155	Progressive Insurance Group	10192	59-3213815				Progressive Select Insurance Company	OH	IA	Progressive Direct Holdings, Inc.	OWNERSHIP	100.0	The Progressive Corporation	NO	6
		00000	34-1804869				Progressive Advantage Agency, Inc.	OH	NIA	Progressive Direct Holdings, Inc.	OWNERSHIP	100.0	The Progressive Corporation	NO	6
0155	Progressive Insurance Group	21727	36-3789787				Progressive Universal Insurance Company	WI	IA	Progressive Direct Holdings, Inc.	OWNERSHIP	100.0	The Progressive Corporation	NO	6
0155	Progressive Insurance Group	16816	84-4920049				Progressive Life Insurance Company	OH	RE	The Progressive Corporation	OWNERSHIP	100.0	The Progressive Corporation	NO	6
		00000	99-0311966				Garden Sun Insurance Services, Inc.	HI	NIA	The Progressive Corporation	OWNERSHIP	100.0	The Progressive Corporation	NO	6
		00000	95-2706008				Pacific Motor Club	CA	NIA	The Progressive Corporation	OWNERSHIP	100.0	The Progressive Corporation	NO	6
		00000	11-3203413				PROGNY Agency, Inc.	NY	NIA	The Progressive Corporation	OWNERSHIP	100.0	The Progressive Corporation	NO	6
		00000	34-1574447				Progressive Adjusting Company, Inc.	OH	NIA	The Progressive Corporation	OWNERSHIP	100.0	The Progressive Corporation	NO	6
		00000	13-3673368				Progressive Capital Management Corp.	NY	NIA	The Progressive Corporation	OWNERSHIP	100.0	The Progressive Corporation	NO	6
		00000	34-1378861				Progressive Investment Company, Inc.	DE	NIA	The Progressive Corporation	OWNERSHIP	100.0	The Progressive Corporation	NO	6
		00000	34-6530101				Progressive Premium Budget, Inc.	OH	NIA	The Progressive Corporation	OWNERSHIP	100.0	The Progressive Corporation	NO	6
		00000	34-1574448				Progressive RSC, Inc.	OH	NIA	The Progressive Corporation	OWNERSHIP	100.0	The Progressive Corporation	NO	6
		00000	84-3633213				358 Ventures, Inc.	OH	NIA	The Progressive Corporation	OWNERSHIP	100.0	The Progressive Corporation	NO	6
		00000	20-2702408				Progressive Vehicle Service Company	OH	NIA	The Progressive Corporation	OWNERSHIP	100.0	The Progressive Corporation	NO	6
		00000	51-0295493				Village Transport Corp.	DE	NIA	The Progressive Corporation	OWNERSHIP	100.0	The Progressive Corporation	NO	6
		00000	34-1324270				Wilson Mills Land Co.	OH	NIA	The Progressive Corporation	OWNERSHIP	100.0	The Progressive Corporation	NO	6
		00000	87-4036792				Progressive Next Inc.	DE	NIA	The Progressive Corporation	OWNERSHIP	100.0	The Progressive Corporation	NO	6
		00000	59-3491541				ARX Holding Corp.	DE	NIA	The Progressive Corporation	OWNERSHIP	100.0	The Progressive Corporation	NO	9
0155	Progressive Insurance Group	11072	56-2512990				ASI Home Insurance Corp.	FL	IA	ARX Holding Corp.	OWNERSHIP	100.0	The Progressive Corporation	NO	6
0155	Progressive Insurance Group	13142	26-1996532				ASI Preferred Insurance Corp.	FL	IA	ARX Holding Corp.	OWNERSHIP	100.0	The Progressive Corporation	NO	6
							American Strategic Insurance Corp.	IN	IA	ARX Holding Corp.	OWNERSHIP	100.0	The Progressive Corporation	NO	6
0155	Progressive Insurance Group	11059	75-2904629				ASI Lloyds	TX	IA	ASI Lloyds, Inc.	MANAGEMENT		The Progressive Corporation	NO	8
0155	Progressive Insurance Group	12196	20-1284676				ASI Assurance Corp.	FL	IA	ARX Holding Corp.	OWNERSHIP	100.0	The Progressive Corporation	NO	6
0155	Progressive Insurance Group	14042	27-3421622				ASI Select Insurance Corp.	IN	IA	ARX Holding Corp.	OWNERSHIP	100.0	The Progressive Corporation	NO	6
		00000	59-3621835				ASI Lloyds, Inc.	TX	NIA	ARX Holding Corp.	OWNERSHIP	100.0	The Progressive Corporation	NO	6
		00000	11-3644072				Sunshine Security Insurance Agency, Inc.	FL	NIA	ARX Holding Corp.	OWNERSHIP	100.0	The Progressive Corporation	NO	6
		00000	59-3602626				ASI Underwriters Corp.	FL	NIA	ARX Holding Corp.	OWNERSHIP	100.0	The Progressive Corporation	NO	6
0155	Progressive Insurance Group	13038	26-1142659				Progressive Property Insurance Company	LA	IA	ARX Holding Corp.	OWNERSHIP	100.0	The Progressive Corporation	NO	6

SCHEDULE Y

PART 1A - DETAILS OF INSURANCE HOLDING COMPANY SYSTEM

1	2	3	4	5	6	7	8	9	10	11	12	13	14	15	16
Group Code	Group Name	NAIC Company Code	ID Number	Federal RSSD	CIK	Name of Securities Exchange if Publicly Traded (U.S. or International)	Names of Parent, Subsidiaries Or Affiliates	Domiciliary Location	Relationship to Reporting Entity	Directly Controlled by (Name of Entity/Person)	Type of Control (Ownership, Board, Management, Attorney-in-Fact, Influence, Other)	If Control is Ownership Provide Percentage	Ultimate Controlling Entity(ies) / Person(s)	Is an SCA Filing Required? (Yes/No)	*
		00000	81-1112584				ASI Select Auto Insurance Corp.	CA	NIA	ARX Holding Corp.	OWNERSHIP	100.0	The Progressive Corporation	NO	6
		00000	47-4504370				PropertyPlus Insurance Agency, Inc.	DE	NIA	ARX Holding Corp.	OWNERSHIP	100.0	The Progressive Corporation	NO	6
Asterisk	Explanation														
1	Schedule Y Part 1A is a common schedule for all companies of The Progressive Corporation, however column 10 requires specific relationship information relative to the reporting entity.														
2	Progressive County Mutual Insurance Company is a Texas county mutual insurance company that is managed, but not owned by Progressive Casualty Insurance Company.														
3	None of the companies that are part of The Progressive Corporation are Federally chartered or insured institutions and therefore, do not have Federal RSSD numbers.														
4	ASI Lloyds is a Texas Lloyds insurance company that is managed, but not owned by ASI Lloyds, Inc.														
5	Effective November 19, 2024 ARK Royal Underwriters, LLC was administratively dissolved.														
6	See explanations 1 and 3 above.														
7	See explanations 1, 2, and 3 above.														
8	See explanations 1, 3, and 4 above.														
9	See explanations 1, 3, and 5 above.														

SUPPLEMENTAL EXHIBITS AND SCHEDULES INTERROGATORIES

The following supplemental reports are required to be filed as part of your statement filing. However, in the event that your company does not transact the type of business for which the special report must be filed, your response of **NO** to the specific interrogatory will be accepted in lieu of filing a “NONE” report and a bar code will be printed below. If the supplement is required of your company but is not being filed for whatever reason enter **SEE EXPLANATION** and provide an explanation following the interrogatory questions.

	Response
1. Will the Trusteed Surplus Statement be filed with the state of domicile and the NAIC with this statement?.....	NO.....
2. Will the Medicare Part D Coverage Supplement be filed with the state of domicile and the NAIC with this statement?.....	NO.....
3. Will the Reasonableness of Assumptions Certification required by Actuarial Guideline XXXV be filed with the state of domicile and electronically with the NAIC?.....	NO.....
4. Will the Reasonableness and Consistency of Assumptions Certification required by Actuarial Guideline XXXV be filed with the state of domicile and electronically with the NAIC?.....	NO.....
5. Will the Reasonableness of Assumptions Certification for Implied Guaranteed Rate Method required by Actuarial Guideline XXXVI be filed with the state of domicile and electronically with the NAIC?.....	NO.....
6. Will the Reasonableness and Consistency of Assumptions Certification required by Actuarial Guideline XXXVI (Updated Average Market Value) be filed with the state of domicile and electronically with the NAIC?.....	NO.....
7. Will the Reasonableness and Consistency of Assumptions Certification required by Actuarial Guideline XXXVI (Updated Market Value) be filed with the state of domicile and electronically with the NAIC?.....	NO.....
8. Will the Life PBR Statement of Exemption be filed with the state of domicile by July 1st and electronically with the NAIC with the second quarterly filing per the Valuation Manual (by August 15)? (2nd Quarter Only) The response for 1st and 3rd quarters should be N/A. A NO response resulting with a bar code is only appropriate in the 2nd quarter. In the case of an ongoing statement of exemption, enter “SEE EXPLANATION” and provide as an explanation that the company is utilizing an ongoing statement of exemption.....	N/A.....








August Filing

9. Will the regulator-only (non-public) Communication of Internal Control Related Matters Noted in Audit be filed with the state of domicile and electronically with the NAIC (as a regulator-only non-public document) by August 1? The response for 1st and 3rd quarters should be N/A. A NO response resulting with a bar code is only appropriate in the 2nd quarter.....	N/A.....
---	----------

EXPLANATION:

1. ....
2. ....
3. ....
4. ....
5. ....
6. ....
7. ....
8. ....
9. ....

BARCODES:

1.   
1 6 8 1 6 2 0 2 5 4 9 0 0 0 0 0 1
2.   
1 6 8 1 6 2 0 2 5 3 6 5 0 0 0 0 1
3.   
1 6 8 1 6 2 0 2 5 4 4 5 0 0 0 0 1
4.   
1 6 8 1 6 2 0 2 5 4 4 6 0 0 0 0 1
5.   
1 6 8 1 6 2 0 2 5 4 4 7 0 0 0 0 1
6.   
1 6 8 1 6 2 0 2 5 4 4 8 0 0 0 0 1
7.   
1 6 8 1 6 2 0 2 5 4 4 9 0 0 0 0 1
8.
9.



**OVERFLOW PAGE FOR WRITE-INS**

SCHEDULE A – VERIFICATION

Real Estate

		1	2
		Year to Date	Prior Year Ended December 31
1.	Book/adjusted carrying value, December 31 of prior year .....		
2.	Cost of acquired:		
2.1	Actual cost at time of acquisition .....		
2.2	Additional investment made after acquisition .....		
3.	Current year change in encumbrances .....		
4.	Total gain (loss) on disposals .....		
5.	Deduct amounts received on disposals .....		
6.	Total foreign exchange change in book / adjusted carrying value .....		
7.	Deduct current year's other-than-temporary impairment recognized .....		
8.	Deduct current year's depreciation .....		
9.	Book/adjusted carrying value at the end of current period (Lines 1+2+3+4-5+6-7-8) .....		
10.	Deduct total nonadmitted amounts .....		
11.	Statement value at end of current period (Line 9 minus Line 10) .....		

SCHEDULE B – VERIFICATION

Mortgage Loans

		1	2
		Year to Date	Prior Year Ended December 31
1.	Book value/recorded investment excluding accrued interest, December 31 of prior year .....		
2.	Cost of acquired:		
2.1	Actual cost at time of acquisition .....		
2.2	Additional investment made after acquisition .....		
3.	Capitalized deferred interest and other .....		
4.	Accrual of discount .....		
5.	Unrealized valuation increase / (decrease) .....		
6.	Total gain (loss) on disposals .....		
7.	Deduct amounts received on disposals .....		
8.	Deduct amortization of premium and mortgage interest points and commitment fees .....		
9.	Total foreign exchange change in book value/recorded investment excluding accrued interest .....		
10.	Deduct current year's other-than-temporary impairment recognized .....		
11.	Book value/recorded investment excluding accrued interest at end of current period (Lines 1+2+3+4+5+6-7-8+9-10) .....		
12.	Total valuation allowance .....		
13.	Subtotal (Line 11 plus Line 12) .....		
14.	Deduct total nonadmitted amounts .....		
15.	Statement value at end of current period (Line 13 minus Line 14) .....		

SCHEDULE BA - VERIFICATION

Other Long-Term Invested Assets

		1	2
		Year to Date	Prior Year Ended December 31
1.	Book/adjusted carrying value, December 31 of prior year .....		
2.	Cost of acquired:		
2.1	Actual cost at time of acquisition .....		
2.2	Additional investment made after acquisition .....		
3.	Capitalized deferred interest and other .....		
4.	Accrual of discount .....		
5.	Unrealized valuation increase / (decrease) .....		
6.	Total gain (loss) on disposals .....		
7.	Deduct amounts received on disposals .....		
8.	Deduct amortization of premium, depreciation and proportional amortization .....		
9.	Total foreign exchange change in book / adjusted carrying value .....		
10.	Deduct current year's other-than-temporary impairment recognized .....		
11.	Book/adjusted carrying value at end of current period (Lines 1+2+3+4+5+6-7-8+9-10) .....		
12.	Deduct total nonadmitted amounts .....		
13.	Statement value at end of current period (Line 11 minus Line 12) .....		

SCHEDULE D - VERIFICATION

Bonds and Stocks

		1	2
		Year to Date	Prior Year Ended December 31
1.	Book/adjusted carrying value of bonds and stocks, December 31 of prior year .....	4,440,157	2,563,917
2.	Cost of bonds and stocks acquired .....		4,439,223
3.	Accrual of discount .....	415	25,650
4.	Unrealized valuation increase / (decrease) .....		
5.	Total gain (loss) on disposals .....		(12,399)
6.	Deduct consideration for bonds and stocks disposed of .....		2,576,234
7.	Deduct amortization of premium .....		
8.	Total foreign exchange change in book / adjusted carrying value .....		
9.	Deduct current year's other-than-temporary impairment recognized .....		
10.	Total investment income recognized as a result of prepayment penalties and/or acceleration fees .....		
11.	Book/adjusted carrying value at end of current period (Lines 1+2+3+4+5-6-7+8-9+10) .....	4,440,572	4,440,157
12.	Deduct total nonadmitted amounts .....		
13.	Statement value at end of current period (Line 11 minus Line 12) .....	4,440,572	4,440,157

SCHEDULE D – PART 1B

Showing the Acquisitions, Dispositions and Non-Trading Activity  
During the Current Quarter for all Bonds and Preferred Stock by NAIC Designation

	1	2	3	4	5	6	7	8
NAIC Designation	Book / Adjusted Carrying Value Beginning of Current Quarter	Acquisitions During Current Quarter	Dispositions During Current Quarter	Non-Trading Activity During Current Quarter	Book / Adjusted Carrying Value End of First Quarter	Book / Adjusted Carrying Value End of Second Quarter	Book / Adjusted Carrying Value End of Third Quarter	Book / Adjusted Carrying Value December 31 Prior Year
<b>Issuer Credit Obligations (ICO)</b>								
1. NAIC 1 (a).....	4,440,157			415	4,440,572			4,440,157
2. NAIC 2 (a).....								
3. NAIC 3 (a).....								
4. NAIC 4 (a).....								
5. NAIC 5 (a).....								
6. NAIC 6 (a).....								
7. Total ICO.....	4,440,157			415	4,440,572			4,440,157
<b>Asset-Backed Securities (ABS)</b>								
8. NAIC 1.....								
9. NAIC 2.....								
10. NAIC 3.....								
11. NAIC 4.....								
12. NAIC 5.....								
13. NAIC 6.....								
14. Total ABS.....								
<b>Preferred Stock</b>								
15. NAIC 1.....								
16. NAIC 2.....								
17. NAIC 3.....								
18. NAIC 4.....								
19. NAIC 5.....								
20. NAIC 6.....								
21. Total Preferred Stock.....								
22. Total ICO, ABS, & Preferred Stock.....	4,440,157			415	4,440,572			4,440,157

(a) Book/Adjusted Carrying Value column for the end of the current reporting period includes the following amount of short-term and cash equivalent bonds by NAIC designation:  
NAIC 1 \$; NAIC 2 \$; NAIC 3 \$; NAIC 4 \$; NAIC 5 \$; NAIC 6 \$

(SI-03) Schedule DA - Part 1

NONE

(SI-03) Schedule DA - Verification - Short-Term Investments

NONE

(SI-04) Schedule DB - Part A - Verification - Options, Caps, Floors, Collars, Swaps and Forwards

NONE

(SI-04) Schedule DB - Part B - Verification - Futures Contracts

NONE

(SI-05) Schedule DB - Part C - Section 1

NONE

(SI-06) Schedule DB - Part C - Section 2

NONE

(SI-07) Schedule DB - Verification

NONE

SCHEDULE E – PART 2 – VERIFICATION  
(Cash Equivalents)

		1	2
		Year to Date	Prior Year Ended December 31
1.	Book/adjusted carrying value, December 31 of prior year.....	41,299,524	31,452,877
2.	Cost of cash equivalents acquired.....	5,721,803	34,410,561
3.	Accrual of discount.....		
4.	Unrealized valuation increase / (decrease).....		
5.	Total gain (loss) on disposals.....		
6.	Deduct consideration received on disposals.....	8,394,287	24,563,914
7.	Deduct amortization of premium.....		
8.	Total foreign exchange change in book / adjusted carrying value.....		
9.	Deduct current year's other-than-temporary impairment recognized.....		
10.	Book/adjusted carrying value at end of current period (Lines 1+2+3+4+5-6-7+8-9).....	38,627,040	41,299,524
11.	Deduct total nonadmitted amounts.....		
12.	Statement value at end of current period (Line 10 minus Line 11).....	38,627,040	41,299,524

(E-01) Schedule A - Part 2  
**NONE**

(E-01) Schedule A - Part 3  
**NONE**

(E-02) Schedule B - Part 2  
**NONE**

(E-02) Schedule B - Part 3  
**NONE**

(E-03) Schedule BA - Part 2  
**NONE**

(E-03) Schedule BA - Part 3  
**NONE**

(E-04) Schedule D - Part 3  
**NONE**

(E-05) Schedule D - Part 4  
**NONE**

(E-06) Schedule DB - Part A - Section 1  
**NONE**

(E-06) Schedule DB - Part A - Section 1 - Description of Hedged Risk(s)  
**NONE**

(E-06) Schedule DB - Part A - Section 1 - Financial or Economic Impact of The Hedge at the End of the Reporting Period  
**NONE**

(E-07) Schedule DB - Part B - Section 1  
**NONE**

(E-07) Schedule DB - Part B - Section 1 - Broker Name  
**NONE**

(E-07) Schedule DB - Part B - Section 1 - Description of Hedged Risk(s)  
**NONE**

(E-07) Schedule DB - Part B - Section 1 - Financial or Economic Impact of The Hedge at the End of the Reporting Period  
**NONE**

(E-08) Schedule DB - Part D - Section 1  
**NONE**

(E-09) Schedule DB - Part D - Section 2 - Collateral Pledged By Reporting Entity  
**NONE**

(E-09) Schedule DB - Part D - Section 2 - Collateral Pledged To Reporting Entity  
**NONE**

(E-10) Schedule DB - Part E  
**NONE**

(E-11) Schedule DL - Part 1

**NONE**

(E-12) Schedule DL - Part 2

**NONE**

SCHEDULE E - PART 1 - CASH  
Month End Depository Balances

1  Depository	2  Restricted Asset Code	3  Rate of Interest	4  Amount of Interest Received During Current Quarter	5  Amount of Interest Accrued at Current Statement Date	Book Balance at End of Each Month During Current Quarter			9  *
					6	7	8	
					First Month	Second Month	Third Month	
Braintree – New York, NY					3,604	11,607	11,926	XXX
PNC Bank (Claims Disbursement) – Kalamazoo, MI					92,376	92,376	92,351	XXX
PNC Bank (Operating) – Kalamazoo, MI					199,859	187,653	200,000	XXX
PNC Bank (Premium Trust) – Kalamazoo, MI					478,837	561,026	666,658	XXX
Citibank – New York, NY					–	10	1	XXX
0199998 – Deposits in depositories that do not exceed the allowable limit in any one depository (see Instructions) - Open Depositories								XXX
0199999 – Total Open Depositories					774,676	852,672	970,936	XXX
0299998 – Deposits in depositories that do not exceed the allowable limit in any one depository (see Instructions) - Suspended Depositories								XXX
0299999 – Total Suspended Depositories								XXX
0399999 – Total Cash on Deposit					774,676	852,672	970,936	XXX
0499999 – Cash in Company's Office			XXX	XXX				XXX
0599999 – Total					774,676	852,672	970,936	XXX



SCHEDULE E - PART 2 - CASH EQUIVALENTS

Show Investments Owned End of Current Quarter

1	2	3	4	5	6	7	8	9
CUSIP	Description	Restricted Asset Code	Date Acquired	Stated Rate of Interest	Maturity Date	Book / Adjusted Carrying Value	Amount of Interest Due and Accrued	Amount Received During Year
Exempt Money Market Mutual Funds – as Identified by SVO								
233809-88-8 .....	FIDELITY INSTITUTIONAL TREASURY ONLY POR .....	.....	.....01/30/2025.....	.....3.906.....	.....XXX.....	.....6,614,208.....	.....22,833.....	.....53,773.....
4812C2-73-4 .....	JP MORGAN U.S. GOV MMKT-INST .....	.....	.....03/07/2025.....	.....	.....XXX.....	.....32,012,832.....	.....	.....318,538.....
8209999999 – Exempt Money Market Mutual Funds – as Identified by SVO .....						.....38,627,040.....	.....22,833.....	.....372,311.....
8589999999 – Total Cash Equivalents (Unaffiliated) .....						.....38,627,040.....	.....22,833.....	.....372,311.....
8609999999 – Total Cash Equivalents .....						.....38,627,040.....	.....22,833.....	.....372,311.....