



ANNUAL STATEMENT
FOR THE YEAR ENDED DECEMBER 31, 2025
OF THE CONDITION AND AFFAIRS OF THE
CZECH CATHOLIC UNION

NAIC Group Code 0000, 0000 NAIC Company Code 56324 Employer's ID Number 34-0105780
(Current) (Prior)

Organized under the Laws of OH State of Domicile or Port of Entry OH
Country of Domicile US
Licensed as business type: Fraternal Benefit Societies
Incorporated/Organized 01/01/1879 Commenced Business 01/01/1879
Statutory Home Office 5349 Dolloff Road Cleveland, OH, US 44127
Main Administrative Office 5349 Dolloff Road Cleveland, OH, US 44127 216-341-0444 (Telephone)
Mail Address 5349 Dolloff Road Cleveland, OH, US 44127
Primary Location of Books and Records 5349 Dolloff Road Cleveland, OH, US 44127 216-341-0444 (Telephone)
Internet Website Address WWW.CZECHCCU.ORG
Statutory Statement Contact Theresa Aveni 216-341-0444 (Telephone)
theresa@czechccu.org 216-341-0711 (E-Mail) (Fax)

OFFICERS

Theresa Aveni, President Jane M. Milczewski, Secretary

DIRECTORS OR TRUSTEES

Cindy Kveton Robert Cermak
Karla Mahoney Maryann Langevin
Richard Prospal Allen Perk
Audrey Schmidt

State of Ohio
County of Cuyahoga SS

The officers of this reporting entity being duly sworn, each depose and say that they are the described officers of said reporting entity, and that on the reporting period stated above, all of the herein described assets were the absolute property of the said reporting entity, free and clear from any liens or claims thereon, except as herein stated, and that this statement, together with related exhibits, schedules and explanations therein contained, annexed or referred to, is a full and true statement of all the assets and liabilities and of the condition and affairs of the said reporting entity as of the reporting period stated above, and of its income and deductions therefrom for the period ended, and have been completed in accordance with the NAIC Annual Statement Instructions and Accounting Practices and Procedures manual except to the extent that: (1) state law may differ; or, (2) that state rules or regulations require differences in reporting not related to accounting practices and procedures, according to the best of their information, knowledge and belief, respectively. Furthermore, the scope of this attestation by the described officers also includes the related corresponding electronic filing with the NAIC, when required, that is an exact copy (except for formatting differences due to electronic filing) of the enclosed statement. The electronic filing may be requested by various regulators in lieu of or in addition to the enclosed statement.

x Theresa Aveni x Jane M. Milczewski x
President Secretary

Subscribed and sworn to before me
this day of
, 2026

a. Is this an original filing? Yes
b. If no:
1. State the amendment number:
2. Date filed:
3. Number of pages attached:

x



DIRECT BUSINESS IN THE STATE OF ILLINOIS DURING THE YEAR 2025

LIFE INSURANCE (STATE PAGE)<sup>(b)</sup>

NAIC Group Code: 0000

NAIC Company Code: 56324

Line of Business	1 Premiums and Annuities Considerations	2 Other Considerations	Dividends to Policyholders/Refunds to Members				Claims and Benefits Paid				
			3 Paid in Cash or Left on Deposit	4 Applied to Pay Renewal Premiums	5 Applied to Provide Paid-Up Additions or Shorten the Endowment or Premium-Paying Period	6 Other	7 Total (Col. 3+4+5+6)	8 Death and Annuity Benefits	9 Matured Endowments	10 Surrender Values and Withdrawals for Life Contracts	11 All Other Benefits
<b>Individual Life</b>											
1. Industrial											
2. Whole	3,957							8,464	1,912	7,647	
3. Term											
4. Indexed											
5. Universal											
6. Universal with secondary guarantees											
7. Variable											
8. Variable universal											
9. Credit											
10. Other											
11. Total individual life	3,957							8,464	1,912	7,647	18,023
<b>Group Life</b>											
12. Whole											
13. Term											
14. Universal											
15. Variable											
16. Variable universal											
17. Credit											
18. Other											
19. Total group life											
<b>Individual Annuities</b>											
20. Fixed	1,350									194,203	194,203
21. Indexed											
22. Variable with guarantees											
23. Variable without guarantees											
24. Life contingent payout											
25. Other											
26. Total individual annuities	1,350									194,203	194,203
<b>Group Annuities</b>											
27. Fixed											
28. Indexed											
29. Variable with guarantees											
30. Variable without guarantees											
31. Life contingent payout											
32. Other											
33. Total Group Annuities											
<b>Accident and Health</b>											
34. Comprehensive individual (d)	(f)							XXX	XXX	XXX	
35. Comprehensive group (d)	(f)							XXX	XXX	XXX	
36. Medicare supplement (d)	(f)							XXX	XXX	XXX	
37. Vision only (d)	(f)							XXX	XXX	XXX	
38. Dental only (d)	(f)							XXX	XXX	XXX	
39. Federal employees health benefits plan (d)	(f)							XXX	XXX	XXX	
40. Title XVIII Medicare (d)	(e, f)							XXX	XXX	XXX	
41. Title XIX Medicaid (d)	(f)							XXX	XXX	XXX	
42. Credit A&H	(f)							XXX	XXX	XXX	
43. Disability income (d)	(f)							XXX	XXX	XXX	
44. Long-term care (d)	(f)							XXX	XXX	XXX	
45. Other health (d)	(f)							XXX	XXX	XXX	
46. Total accident and health								XXX	XXX	XXX	
47. Total	5,307 (c)							8,464	1,912	201,850	212,226

24.IL

Annual Statement for the Year 2025 of the Czech Catholic Union

**DIRECT BUSINESS IN THE STATE OF ILLINOIS DURING THE YEAR 2025  
LIFE INSURANCE (STATE PAGE) (CONTINUED)<sup>(b)</sup>**

Line of Business	Direct Death Benefits, Matured Endowments Incurred and Annuity Benefits									Policy Exhibit						
	13 Incurred During Current Year	Claims Settled During Current Year								22 Unpaid December 31, Current Year	Issued During Year		Other Changes to In Force (Net)		In Force December 31, Current Year (b)	
		Totals Paid		Reduction by Compromise		Amount Rejected		Total Settled During Current Year			23 Number of Pols/Certs	24 Amount	25 Number of Pols/Certs	26 Amount	27 Number of Pols/Certs	28 Amount
		14 Number of Pols/Certs	15 Amount	16 Number of Pols/Certs	17 Amount	18 Number of Pols/Certs	19 Amount	20 Number of Pols/Certs	21 Amount							
<b>Individual Life</b>																
1. Industrial																
2. Whole	8,464									11,088			(7)	(19,740)	596	3,276,596
3. Term																
4. Indexed																
5. Universal																
6. Universal with secondary guarantees																
7. Variable																
8. Variable universal																
9. Credit																
10. Other																
11. Total individual life	8,464									11,088			(7)	(19,740)	596	3,276,596
<b>Group Life</b>																
12. Whole																
13. Term																
14. Universal																
15. Variable																
16. Variable universal																
17. Credit																(a)
18. Other																
19. Total group life																
<b>Individual Annuities</b>																
20. Fixed										-			(3)	(122,601)	44	1,629,569
21. Indexed																
22. Variable with guarantees																
23. Variable without guarantees																
24. Life contingent payout																
25. Other																
26. Total individual annuities										-			(3)	(122,601)	44	1,629,569
<b>Group Annuities</b>																
27. Fixed																
28. Indexed																
29. Variable with guarantees																
30. Variable without guarantees																
31. Life contingent payout																
32. Other																
33. Total Group Annuities																
<b>Accident and Health</b>																
34. Comprehensive individual (d)		XXX	XXX	XXX	XXX	XXX	XXX	XXX	XXX	XXX						
35. Comprehensive group (d)		XXX	XXX	XXX	XXX	XXX	XXX	XXX	XXX	XXX						
36. Medicare supplement (d)		XXX	XXX	XXX	XXX	XXX	XXX	XXX	XXX	XXX						
37. Vision only (d)		XXX	XXX	XXX	XXX	XXX	XXX	XXX	XXX	XXX						
38. Dental only (d)		XXX	XXX	XXX	XXX	XXX	XXX	XXX	XXX	XXX						
39. Federal employees health benefits plan (d)		XXX	XXX	XXX	XXX	XXX	XXX	XXX	XXX	XXX						
40. Title XVIII Medicare (d)		XXX	XXX	XXX	XXX	XXX	XXX	XXX	XXX	XXX						
41. Title XIX Medicaid (d)		XXX	XXX	XXX	XXX	XXX	XXX	XXX	XXX	XXX						
42. Credit A&H		XXX	XXX	XXX	XXX	XXX	XXX	XXX	XXX	XXX						
43. Disability income (d)		XXX	XXX	XXX	XXX	XXX	XXX	XXX	XXX	XXX						
44. Long-term care (d)		XXX	XXX	XXX	XXX	XXX	XXX	XXX	XXX	XXX						
45. Other health (d)		XXX	XXX	XXX	XXX	XXX	XXX	XXX	XXX	XXX						
46. Total accident and health		XXX	XXX	XXX	XXX	XXX	XXX	XXX	XXX	XXX						
47. Total	8,464									11,088			(10)	(142,341)	640	4,906,165

24.11.1

(a) Includes Group Credit Life Insurance Loans less than or equal to 60 months at issue, prior year \$, current year \$ Loans greater than 60 months at issue BUT NOT GREATER THAN 120 MONTHS prior year \$, current year \$

(b) Corporate Owned Life Insurance/BOLI: 1) Number of policies: 2) covering number of lives: 3) face amount: \$

(c) Deposit-Type Contract Considerations NOT included in Total Premiums and Annuities Considerations: Individual: \$ Group: \$ Total: \$

(d) For health business on indicated lines report: Number of persons insured under PPO managed care products and number of persons insured under indemnity only products

(e) For health premiums written: amount of Medicare Title XVIII exempt from state taxes or fees \$

(f) For health business report Direct Premiums Earned: Comprehensive Individual \$; Comprehensive Group \$; Medicare Supplement \$; Vision Only \$; Dental Only \$; Federal Employees Health Benefits Plan \$; Title XVIII Medicare \$; Title XIX Medicaid \$; Credit A&H \$; Disability Income \$; Long-term Care \$; Other Health \$



**DIRECT BUSINESS IN THE STATE OF IOWA DURING THE YEAR 2025**

**LIFE INSURANCE (STATE PAGE)<sup>(b)</sup>**

NAIC Group Code: 0000

NAIC Company Code: 56324

Line of Business	1 Premiums and Annuities Considerations	2 Other Considerations	Dividends to Policyholders/Refunds to Members				Claims and Benefits Paid					
			3 Paid in Cash or Left on Deposit	4 Applied to Pay Renewal Premiums	5 Applied to Provide Paid-Up Additions or Shorten the Endowment or Premium-Paying Period	6 Other	7 Total (Col. 3+4+5+6)	8 Death and Annuity Benefits	9 Matured Endowments	10 Surrender Values and Withdrawals for Life Contracts	11 All Other Benefits	12 Total (Sum Columns 8 through 11)
<b>Individual Life</b>												
1. Industrial												
2. Whole	1,929							11,375	2,307	8,971		22,653
3. Term												
4. Indexed												
5. Universal												
6. Universal with secondary guarantees												
7. Variable												
8. Variable universal												
9. Credit												
10. Other												
11. Total individual life	1,929							11,375	2,307	8,971		22,653
<b>Group Life</b>												
12. Whole												
13. Term												
14. Universal												
15. Variable												
16. Variable universal												
17. Credit												
18. Other												
19. Total group life												
<b>Individual Annuities</b>												
20. Fixed												
21. Indexed												
22. Variable with guarantees												
23. Variable without guarantees												
24. Life contingent payout												
25. Other												
26. Total individual annuities												
<b>Group Annuities</b>												
27. Fixed												
28. Indexed												
29. Variable with guarantees												
30. Variable without guarantees												
31. Life contingent payout												
32. Other												
33. Total Group Annuities												
<b>Accident and Health</b>												
34. Comprehensive individual (d)	(f)							XXX	XXX	XXX		
35. Comprehensive group (d)	(f)							XXX	XXX	XXX		
36. Medicare supplement (d)	(f)							XXX	XXX	XXX		
37. Vision only (d)	(f)							XXX	XXX	XXX		
38. Dental only (d)	(f)							XXX	XXX	XXX		
39. Federal employees health benefits plan (d)	(f)							XXX	XXX	XXX		
40. Title XVIII Medicare (d)	(e, f)							XXX	XXX	XXX		
41. Title XIX Medicaid (d)	(f)							XXX	XXX	XXX		
42. Credit A&H	(f)							XXX	XXX	XXX		
43. Disability income (d)	(f)							XXX	XXX	XXX		
44. Long-term care (d)	(f)							XXX	XXX	XXX		
45. Other health (d)	(f)							XXX	XXX	XXX		
46. Total accident and health								XXX	XXX	XXX		
47. Total	1,929 (c)							11,375	2,307	8,971		22,653

24.1A

Annual Statement for the Year 2025 of the Czech Catholic Union

**DIRECT BUSINESS IN THE STATE OF IOWA DURING THE YEAR 2025  
LIFE INSURANCE (STATE PAGE) (CONTINUED)<sup>(b)</sup>**

Line of Business	Direct Death Benefits, Matured Endowments Incurred and Annuity Benefits									Policy Exhibit						
	13 Incurred During Current Year	Claims Settled During Current Year								22 Unpaid December 31, Current Year	Issued During Year		Other Changes to In Force (Net)		In Force December 31, Current Year (b)	
		Totals Paid		Reduction by Compromise		Amount Rejected		Total Settled During Current Year			23 Number of Pols/Certs	24 Amount	25 Number of Pols/Certs	26 Amount	27 Number of Pols/Certs	28 Amount
		14 Number of Pols/Certs	15 Amount	16 Number of Pols/Certs	17 Amount	18 Number of Pols/Certs	19 Amount	20 Number of Pols/Certs	21 Amount							
<b>Individual Life</b>																
1. Industrial																
2. Whole	11,375									14,885		(6)	(23,726)	189	1,187,063	
3. Term																
4. Indexed																
5. Universal																
6. Universal with secondary guarantees																
7. Variable																
8. Variable universal																
9. Credit																
10. Other																
11. Total individual life	11,375									14,885		(6)	(23,726)	189	1,187,063	
<b>Group Life</b>																
12. Whole																
13. Term																
14. Universal																
15. Variable																
16. Variable universal																
17. Credit															(a)	
18. Other																
19. Total group life																
<b>Individual Annuities</b>																
20. Fixed													7,410	6	176,636	
21. Indexed																
22. Variable with guarantees																
23. Variable without guarantees																
24. Life contingent payout																
25. Other																
26. Total individual annuities													7,410	6	176,636	
<b>Group Annuities</b>																
27. Fixed																
28. Indexed																
29. Variable with guarantees																
30. Variable without guarantees																
31. Life contingent payout																
32. Other																
33. Total Group Annuities																
<b>Accident and Health</b>																
34. Comprehensive individual (d)		XXX	XXX	XXX	XXX	XXX	XXX	XXX	XXX	XXX						
35. Comprehensive group (d)		XXX	XXX	XXX	XXX	XXX	XXX	XXX	XXX	XXX						
36. Medicare supplement (d)		XXX	XXX	XXX	XXX	XXX	XXX	XXX	XXX	XXX						
37. Vision only (d)		XXX	XXX	XXX	XXX	XXX	XXX	XXX	XXX	XXX						
38. Dental only (d)		XXX	XXX	XXX	XXX	XXX	XXX	XXX	XXX	XXX						
39. Federal employees health benefits plan (d)		XXX	XXX	XXX	XXX	XXX	XXX	XXX	XXX	XXX						
40. Title XVIII Medicare (d)		XXX	XXX	XXX	XXX	XXX	XXX	XXX	XXX	XXX						
41. Title XIX Medicaid (d)		XXX	XXX	XXX	XXX	XXX	XXX	XXX	XXX	XXX						
42. Credit A&H		XXX	XXX	XXX	XXX	XXX	XXX	XXX	XXX	XXX						
43. Disability income (d)		XXX	XXX	XXX	XXX	XXX	XXX	XXX	XXX	XXX						
44. Long-term care (d)		XXX	XXX	XXX	XXX	XXX	XXX	XXX	XXX	XXX						
45. Other health (d)		XXX	XXX	XXX	XXX	XXX	XXX	XXX	XXX	XXX						
46. Total accident and health		XXX	XXX	XXX	XXX	XXX	XXX	XXX	XXX	XXX			(6)	(16,316)	195	1,363,699
47. Total	11,375									14,885		(6)	(16,316)	195	1,363,699	

24.A.1

(a) Includes Group Credit Life Insurance Loans less than or equal to 60 months at issue, prior year \$, current year \$ Loans greater than 60 months at issue BUT NOT GREATER THAN 120 MONTHS prior year \$, current year \$

(b) Corporate Owned Life Insurance/BOLI: 1) Number of policies: 2) covering number of lives: 3) face amount: \$

(c) Deposit-Type Contract Considerations NOT included in Total Premiums and Annuities Considerations: Individual: \$ Group: \$ Total: \$

(d) For health business on indicated lines report: Number of persons insured under PPO managed care products and number of persons insured under indemnity only products

(e) For health premiums written: amount of Medicare Title XVIII exempt from state taxes or fees \$

(f) For health business report Direct Premiums Earned: Comprehensive Individual \$; Comprehensive Group \$; Medicare Supplement \$; Vision Only \$; Dental Only \$; Federal Employees Health Benefits Plan \$; Title XVIII Medicare \$; Title XIX Medicaid \$; Credit A&H \$; Disability Income \$; Long-term Care \$; Other Health \$



DIRECT BUSINESS IN THE STATE OF MARYLAND DURING THE YEAR 2025

LIFE INSURANCE (STATE PAGE)<sup>(b)</sup>

NAIC Group Code: 0000

NAIC Company Code: 56324

Line of Business	1 Premiums and Annuities Considerations	2 Other Considerations	Dividends to Policyholders/Refunds to Members					Claims and Benefits Paid				
			3 Paid in Cash or Left on Deposit	4 Applied to Pay Renewal Premiums	5 Applied to Provide Paid-Up Additions or Shorten the Endowment or Premium-Paying Period	6 Other	7 Total (Col. 3+4+5+6)	8 Death and Annuity Benefits	9 Matured Endowments	10 Surrender Values and Withdrawals for Life Contracts	11 All Other Benefits	12 Total (Sum Columns 8 through 11)
<b>Individual Life</b>												
1. Industrial												
2. Whole												
3. Term												
4. Indexed												
5. Universal												
6. Universal with secondary guarantees												
7. Variable												
8. Variable universal												
9. Credit												
10. Other												
11. Total individual life												
<b>Group Life</b>												
12. Whole												
13. Term												
14. Universal												
15. Variable												
16. Variable universal												
17. Credit												
18. Other												
19. Total group life												
<b>Individual Annuities</b>												
20. Fixed												
21. Indexed												
22. Variable with guarantees												
23. Variable without guarantees												
24. Life contingent payout												
25. Other												
26. Total individual annuities												
<b>Group Annuities</b>												
27. Fixed												
28. Indexed												
29. Variable with guarantees												
30. Variable without guarantees												
31. Life contingent payout												
32. Other												
33. Total Group Annuities												
<b>Accident and Health</b>												
34. Comprehensive individual (d)	(f)							XXX	XXX	XXX		
35. Comprehensive group (d)	(f)							XXX	XXX	XXX		
36. Medicare supplement (d)	(f)							XXX	XXX	XXX		
37. Vision only (d)	(f)							XXX	XXX	XXX		
38. Dental only (d)	(f)							XXX	XXX	XXX		
39. Federal employees health benefits plan (d)	(f)							XXX	XXX	XXX		
40. Title XVIII Medicare (d)	(e, f)							XXX	XXX	XXX		
41. Title XIX Medicaid (d)	(f)							XXX	XXX	XXX		
42. Credit A&H	(f)							XXX	XXX	XXX		
43. Disability income (d)	(f)							XXX	XXX	XXX		
44. Long-term care (d)	(f)							XXX	XXX	XXX		
45. Other health (d)	(f)							XXX	XXX	XXX		
46. Total accident and health								XXX	XXX	XXX		
47. Total	(c)											

NONE

24.MD

**DIRECT BUSINESS IN THE STATE OF MARYLAND DURING THE YEAR 2025  
LIFE INSURANCE (STATE PAGE) (CONTINUED)<sup>(b)</sup>**

Line of Business	Direct Death Benefits, Matured Endowments Incurred and Annuity Benefits										Policy Exhibit						
	13 Incurred During Current Year	Claims Settled During Current Year								22 Unpaid December 31, Current Year	Issued During Year		Other Changes to In Force (Net)		In Force December 31, Current Year (b)		
		Totals Paid		Reduction by Compromise		Amount Rejected		Total Settled During Current Year			23 Number of Pols/Certs	24 Amount	25 Number of Pols/Certs	26 Amount	27 Number of Pols/Certs	28 Amount	
		14 Number of Pols/Certs	15 Amount	16 Number of Pols/Certs	17 Amount	18 Number of Pols/Certs	19 Amount	20 Number of Pols/Certs	21 Amount								
<b>Individual Life</b>																	
1. Industrial																	
2. Whole																	
3. Term																	
4. Indexed																	
5. Universal																	
6. Universal with secondary guarantees																	
7. Variable																	
8. Variable universal																	
9. Credit																	
10. Other																	
11. Total individual life																	
<b>Group Life</b>																	
12. Whole																	
13. Term																	
14. Universal																	
15. Variable																	
16. Variable universal																	
17. Credit																	(a)
18. Other																	
19. Total group life																	
<b>Individual Annuities</b>																	
20. Fixed																	
21. Indexed																	
22. Variable with guarantees																	
23. Variable without guarantees																	
24. Life contingent payout																	
25. Other																	
26. Total individual annuities																	
<b>Group Annuities</b>																	
27. Fixed																	
28. Indexed																	
29. Variable with guarantees																	
30. Variable without guarantees																	
31. Life contingent payout																	
32. Other																	
33. Total Group Annuities																	
<b>Accident and Health</b>																	
34. Comprehensive individual (d)		XXX	XXX	XXX	XXX	XXX	XXX	XXX	XXX	XXX							
35. Comprehensive group (d)		XXX	XXX	XXX	XXX	XXX	XXX	XXX	XXX	XXX							
36. Medicare supplement (d)		XXX	XXX	XXX	XXX	XXX	XXX	XXX	XXX	XXX							
37. Vision only (d)		XXX	XXX	XXX	XXX	XXX	XXX	XXX	XXX	XXX							
38. Dental only (d)		XXX	XXX	XXX	XXX	XXX	XXX	XXX	XXX	XXX							
39. Federal employees health benefits plan (d)		XXX	XXX	XXX	XXX	XXX	XXX	XXX	XXX	XXX							
40. Title XVIII Medicare (d)		XXX	XXX	XXX	XXX	XXX	XXX	XXX	XXX	XXX							
41. Title XIX Medicaid (d)		XXX	XXX	XXX	XXX	XXX	XXX	XXX	XXX	XXX							
42. Credit A&H		XXX	XXX	XXX	XXX	XXX	XXX	XXX	XXX	XXX							
43. Disability income (d)		XXX	XXX	XXX	XXX	XXX	XXX	XXX	XXX	XXX							
44. Long-term care (d)		XXX	XXX	XXX	XXX	XXX	XXX	XXX	XXX	XXX							
45. Other health (d)		XXX	XXX	XXX	XXX	XXX	XXX	XXX	XXX	XXX							
46. Total accident and health		XXX	XXX	XXX	XXX	XXX	XXX	XXX	XXX	XXX							
47. Total																	

NONE

24.MD.1

(a) Includes Group Credit Life Insurance Loans less than or equal to 60 months at issue, prior year \$, current year \$ Loans greater than 60 months at issue BUT NOT GREATER THAN 120 MONTHS prior year \$, current year \$

(b) Corporate Owned Life Insurance/BOLI: 1) Number of policies: 2) covering number of lives: 3) face amount: \$

(c) Deposit-Type Contract Considerations NOT included in Total Premiums and Annuities Considerations: Individual: \$ Group: \$ Total: \$

(d) For health business on indicated lines report: Number of persons insured under PPO managed care products and number of persons insured under indemnity only products

(e) For health premiums written: amount of Medicare Title XVIII exempt from state taxes or fees \$

(f) For health business report Direct Premiums Earned: Comprehensive Individual \$; Comprehensive Group \$; Medicare Supplement \$; Vision Only \$; Dental Only \$; Federal Employees Health Benefits Plan \$; Title XVIII Medicare \$; Title XIX Medicaid \$; Credit A&H \$; Disability Income \$; Long-term Care \$; Other Health \$



DIRECT BUSINESS IN THE STATE OF MICHIGAN DURING THE YEAR 2025

LIFE INSURANCE (STATE PAGE)<sup>(b)</sup>

NAIC Group Code: 0000

NAIC Company Code: 56324

Line of Business	1 Premiums and Annuities Considerations	2 Other Considerations	Dividends to Policyholders/Refunds to Members					Claims and Benefits Paid				
			3 Paid in Cash or Left on Deposit	4 Applied to Pay Renewal Premiums	5 Applied to Provide Paid-Up Additions or Shorten the Endowment or Premium-Paying Period	6 Other	7 Total (Col. 3+4+5+6)	8 Death and Annuity Benefits	9 Matured Endowments	10 Surrender Values and Withdrawals for Life Contracts	11 All Other Benefits	12 Total (Sum Columns 8 through 11)
<b>Individual Life</b>												
1. Industrial												
2. Whole										4,879		4,879
3. Term												
4. Indexed												
5. Universal												
6. Universal with secondary guarantees												
7. Variable												
8. Variable universal												
9. Credit												
10. Other												
11. Total individual life										4,879		4,879
<b>Group Life</b>												
12. Whole												
13. Term												
14. Universal												
15. Variable												
16. Variable universal												
17. Credit												
18. Other												
19. Total group life												
<b>Individual Annuities</b>												
20. Fixed	21,000									5,719		5,719
21. Indexed												
22. Variable with guarantees												
23. Variable without guarantees												
24. Life contingent payout												
25. Other												
26. Total individual annuities	21,000									5,719		5,719
<b>Group Annuities</b>												
27. Fixed												
28. Indexed												
29. Variable with guarantees												
30. Variable without guarantees												
31. Life contingent payout												
32. Other												
33. Total Group Annuities												
<b>Accident and Health</b>												
34. Comprehensive individual (d)	(f)							XXX	XXX	XXX		
35. Comprehensive group (d)	(f)							XXX	XXX	XXX		
36. Medicare supplement (d)	(f)							XXX	XXX	XXX		
37. Vision only (d)	(f)							XXX	XXX	XXX		
38. Dental only (d)	(f)							XXX	XXX	XXX		
39. Federal employees health benefits plan (d)	(f)							XXX	XXX	XXX		
40. Title XVIII Medicare (d)	(e, f)							XXX	XXX	XXX		
41. Title XIX Medicaid (d)	(f)							XXX	XXX	XXX		
42. Credit A&H	(f)							XXX	XXX	XXX		
43. Disability income (d)	(f)							XXX	XXX	XXX		
44. Long-term care (d)	(f)							XXX	XXX	XXX		
45. Other health (d)	(f)							XXX	XXX	XXX		
46. Total accident and health								XXX	XXX	XXX		
47. Total	21,000 (c)									10,598		10,598

24.MI

Annual Statement for the Year 2025 of the Czech Catholic Union

**DIRECT BUSINESS IN THE STATE OF MICHIGAN DURING THE YEAR 2025  
LIFE INSURANCE (STATE PAGE) (CONTINUED)<sup>(b)</sup>**

Line of Business	Direct Death Benefits, Matured Endowments Incurred and Annuity Benefits									Policy Exhibit						
	13 Incurred During Current Year	Claims Settled During Current Year								22 Unpaid December 31, Current Year	Issued During Year		Other Changes to In Force (Net)		In Force December 31, Current Year (b)	
		Totals Paid		Reduction by Compromise		Amount Rejected		Total Settled During Current Year			23 Number of Pols/Certs	24 Amount	25 Number of Pols/Certs	26 Amount	27 Number of Pols/Certs	28 Amount
		14 Number of Pols/Certs	15 Amount	16 Number of Pols/Certs	17 Amount	18 Number of Pols/Certs	19 Amount	20 Number of Pols/Certs	21 Amount							
<b>Individual Life</b>																
1. Industrial																
2. Whole										45		(2)	(31,978)	67	398,487	
3. Term																
4. Indexed																
5. Universal																
6. Universal with secondary guarantees																
7. Variable																
8. Variable universal																
9. Credit																
10. Other																
11. Total individual life										45		(2)	(31,978)	67	398,487	
<b>Group Life</b>																
12. Whole																
13. Term																
14. Universal																
15. Variable																
16. Variable universal																
17. Credit																(a)
18. Other																
19. Total group life																
<b>Individual Annuities</b>																
20. Fixed													45,266	4	693,583	
21. Indexed																
22. Variable with guarantees																
23. Variable without guarantees																
24. Life contingent payout																
25. Other																
26. Total individual annuities													45,266	4	693,583	
<b>Group Annuities</b>																
27. Fixed																
28. Indexed																
29. Variable with guarantees																
30. Variable without guarantees																
31. Life contingent payout																
32. Other																
33. Total Group Annuities																
<b>Accident and Health</b>																
34. Comprehensive individual (d)		XXX	XXX	XXX	XXX	XXX	XXX	XXX	XXX	XXX						
35. Comprehensive group (d)		XXX	XXX	XXX	XXX	XXX	XXX	XXX	XXX	XXX						
36. Medicare supplement (d)		XXX	XXX	XXX	XXX	XXX	XXX	XXX	XXX	XXX						
37. Vision only (d)		XXX	XXX	XXX	XXX	XXX	XXX	XXX	XXX	XXX						
38. Dental only (d)		XXX	XXX	XXX	XXX	XXX	XXX	XXX	XXX	XXX						
39. Federal employees health benefits plan (d)		XXX	XXX	XXX	XXX	XXX	XXX	XXX	XXX	XXX						
40. Title XVIII Medicare (d)		XXX	XXX	XXX	XXX	XXX	XXX	XXX	XXX	XXX						
41. Title XIX Medicaid (d)		XXX	XXX	XXX	XXX	XXX	XXX	XXX	XXX	XXX						
42. Credit A&H		XXX	XXX	XXX	XXX	XXX	XXX	XXX	XXX	XXX						
43. Disability income (d)		XXX	XXX	XXX	XXX	XXX	XXX	XXX	XXX	XXX						
44. Long-term care (d)		XXX	XXX	XXX	XXX	XXX	XXX	XXX	XXX	XXX						
45. Other health (d)		XXX	XXX	XXX	XXX	XXX	XXX	XXX	XXX	XXX						
46. Total accident and health		XXX	XXX	XXX	XXX	XXX	XXX	XXX	XXX	XXX						
47. Total										45		(2)	13,288	71	1,092,070	

24.MI.1

(a) Includes Group Credit Life Insurance Loans less than or equal to 60 months at issue, prior year \$, current year \$ Loans greater than 60 months at issue BUT NOT GREATER THAN 120 MONTHS prior year \$, current year \$

(b) Corporate Owned Life Insurance/BOLI: 1) Number of policies: 2) covering number of lives: 3) face amount: \$

(c) Deposit-Type Contract Considerations NOT included in Total Premiums and Annuities Considerations: Individual: \$ Group: \$ Total: \$

(d) For health business on indicated lines report: Number of persons insured under PPO managed care products and number of persons insured under indemnity only products

(e) For health premiums written: amount of Medicare Title XVIII exempt from state taxes or fees \$

(f) For health business report Direct Premiums Earned: Comprehensive Individual \$; Comprehensive Group \$; Medicare Supplement \$; Vision Only \$; Dental Only \$; Federal Employees Health Benefits Plan \$; Title XVIII Medicare \$; Title XIX Medicaid \$; Credit A&H \$; Disability Income \$; Long-term Care \$; Other Health \$



DIRECT BUSINESS IN THE STATE OF MINNESOTA DURING THE YEAR 2025

LIFE INSURANCE (STATE PAGE)<sup>(b)</sup>

NAIC Group Code: 0000

NAIC Company Code: 56324

24.MN

Line of Business	1 Premiums and Annuities Considerations	2 Other Considerations	Dividends to Policyholders/Refunds to Members					Claims and Benefits Paid				
			3 Paid in Cash or Left on Deposit	4 Applied to Pay Renewal Premiums	5 Applied to Provide Paid-Up Additions or Shorten the Endowment or Premium-Paying Period	6 Other	7 Total (Col. 3+4+5+6)	8 Death and Annuity Benefits	9 Matured Endowments	10 Surrender Values and Withdrawals for Life Contracts	11 All Other Benefits	12 Total (Sum Columns 8 through 11)
<b>Individual Life</b>												
1. Industrial												
2. Whole	218											
3. Term												
4. Indexed												
5. Universal												
6. Universal with secondary guarantees												
7. Variable												
8. Variable universal												
9. Credit												
10. Other												
11. Total individual life	218											
<b>Group Life</b>												
12. Whole												
13. Term												
14. Universal												
15. Variable												
16. Variable universal												
17. Credit												
18. Other												
19. Total group life												
<b>Individual Annuities</b>												
20. Fixed										9,000		9,000
21. Indexed												
22. Variable with guarantees												
23. Variable without guarantees												
24. Life contingent payout												
25. Other												
26. Total individual annuities										9,000		9,000
<b>Group Annuities</b>												
27. Fixed												
28. Indexed												
29. Variable with guarantees												
30. Variable without guarantees												
31. Life contingent payout												
32. Other												
33. Total Group Annuities												
<b>Accident and Health</b>												
34. Comprehensive individual (d)	(f)							XXX	XXX	XXX		
35. Comprehensive group (d)	(f)							XXX	XXX	XXX		
36. Medicare supplement (d)	(f)							XXX	XXX	XXX		
37. Vision only (d)	(f)							XXX	XXX	XXX		
38. Dental only (d)	(f)							XXX	XXX	XXX		
39. Federal employees health benefits plan (d)	(f)							XXX	XXX	XXX		
40. Title XVIII Medicare (d)	(e, f)							XXX	XXX	XXX		
41. Title XIX Medicaid (d)	(f)							XXX	XXX	XXX		
42. Credit A&H	(f)							XXX	XXX	XXX		
43. Disability income (d)	(f)							XXX	XXX	XXX		
44. Long-term care (d)	(f)							XXX	XXX	XXX		
45. Other health (d)	(f)							XXX	XXX	XXX		
46. Total accident and health								XXX	XXX	XXX		
47. Total	218 (c)									9,000		9,000

Annual Statement for the Year 2025 of the Czech Catholic Union

**DIRECT BUSINESS IN THE STATE OF MINNESOTA DURING THE YEAR 2025  
LIFE INSURANCE (STATE PAGE) (CONTINUED)<sup>(b)</sup>**

Line of Business	Direct Death Benefits, Matured Endowments Incurred and Annuity Benefits										Policy Exhibit					
	13 Incurred During Current Year	Claims Settled During Current Year								22 Unpaid December 31, Current Year	23 Issued During Year		25 Other Changes to In Force (Net)		27 In Force December 31, Current Year (b)	
		Totals Paid		Reduction by Compromise		Amount Rejected		Total Settled During Current Year			24 Amount	26 Amount	28 Amount			
		14 Number of Pols/Certs	15 Amount	16 Number of Pols/Certs	17 Amount	18 Number of Pols/Certs	19 Amount	20 Number of Pols/Certs	21 Amount							
<b>Individual Life</b>																
1. Industrial																
2. Whole															75	541,274
3. Term																
4. Indexed																
5. Universal																
6. Universal with secondary guarantees																
7. Variable																
8. Variable universal																
9. Credit																
10. Other																
11. Total individual life															75	541,274
<b>Group Life</b>																
12. Whole																
13. Term																
14. Universal																
15. Variable																
16. Variable universal																
17. Credit																(a)
18. Other																
19. Total group life																
<b>Individual Annuities</b>																
20. Fixed														1,292	4	246,847
21. Indexed																
22. Variable with guarantees																
23. Variable without guarantees																
24. Life contingent payout																
25. Other																
26. Total individual annuities														1,292	4	246,847
<b>Group Annuities</b>																
27. Fixed																
28. Indexed																
29. Variable with guarantees																
30. Variable without guarantees																
31. Life contingent payout																
32. Other																
33. Total Group Annuities																
<b>Accident and Health</b>																
34. Comprehensive individual (d)		XXX	XXX	XXX	XXX	XXX	XXX	XXX	XXX	XXX						
35. Comprehensive group (d)		XXX	XXX	XXX	XXX	XXX	XXX	XXX	XXX	XXX						
36. Medicare supplement (d)		XXX	XXX	XXX	XXX	XXX	XXX	XXX	XXX	XXX						
37. Vision only (d)		XXX	XXX	XXX	XXX	XXX	XXX	XXX	XXX	XXX						
38. Dental only (d)		XXX	XXX	XXX	XXX	XXX	XXX	XXX	XXX	XXX						
39. Federal employees health benefits plan (d)		XXX	XXX	XXX	XXX	XXX	XXX	XXX	XXX	XXX						
40. Title XVIII Medicare (d)		XXX	XXX	XXX	XXX	XXX	XXX	XXX	XXX	XXX						
41. Title XIX Medicaid (d)		XXX	XXX	XXX	XXX	XXX	XXX	XXX	XXX	XXX						
42. Credit A&H		XXX	XXX	XXX	XXX	XXX	XXX	XXX	XXX	XXX						
43. Disability income (d)		XXX	XXX	XXX	XXX	XXX	XXX	XXX	XXX	XXX						
44. Long-term care (d)		XXX	XXX	XXX	XXX	XXX	XXX	XXX	XXX	XXX						
45. Other health (d)		XXX	XXX	XXX	XXX	XXX	XXX	XXX	XXX	XXX						
46. Total accident and health		XXX	XXX	XXX	XXX	XXX	XXX	XXX	XXX	XXX						
47. Total														1,292	79	788,121

24.MN.1

(a) Includes Group Credit Life Insurance Loans less than or equal to 60 months at issue, prior year \$, current year \$ Loans greater than 60 months at issue BUT NOT GREATER THAN 120 MONTHS prior year \$, current year \$

(b) Corporate Owned Life Insurance/BOLI: 1) Number of policies: 2) covering number of lives: 3) face amount: \$

(c) Deposit-Type Contract Considerations NOT included in Total Premiums and Annuities Considerations: Individual: \$ Group: \$ Total: \$

(d) For health business on indicated lines report: Number of persons insured under PPO managed care products and number of persons insured under indemnity only products

(e) For health premiums written: amount of Medicare Title XVIII exempt from state taxes or fees \$

(f) For health business report Direct Premiums Earned: Comprehensive Individual \$; Comprehensive Group \$; Medicare Supplement \$; Vision Only \$; Dental Only \$; Federal Employees Health Benefits Plan \$; Title XVIII Medicare \$; Title XIX Medicaid \$; Credit A&H \$; Disability Income \$; Long-term Care \$; Other Health \$



DIRECT BUSINESS IN THE STATE OF MISSOURI DURING THE YEAR 2025

LIFE INSURANCE (STATE PAGE)<sup>(b)</sup>

NAIC Group Code: 0000

NAIC Company Code: 56324

Line of Business	1 Premiums and Annuities Considerations	2 Other Considerations	Dividends to Policyholders/Refunds to Members					Claims and Benefits Paid				
			3 Paid in Cash or Left on Deposit	4 Applied to Pay Renewal Premiums	5 Applied to Provide Paid-Up Additions or Shorten the Endowment or Premium-Paying Period	6 Other	7 Total (Col. 3+4+5+6)	8 Death and Annuity Benefits	9 Matured Endowments	10 Surrender Values and Withdrawals for Life Contracts	11 All Other Benefits	12 Total (Sum Columns 8 through 11)
<b>Individual Life</b>												
1. Industrial												
2. Whole								37,191			5,000	42,191
3. Term												
4. Indexed												
5. Universal												
6. Universal with secondary guarantees												
7. Variable												
8. Variable universal												
9. Credit												
10. Other												
11. Total individual life								37,191			5,000	42,191
<b>Group Life</b>												
12. Whole												
13. Term												
14. Universal												
15. Variable												
16. Variable universal												
17. Credit												
18. Other												
19. Total group life												
<b>Individual Annuities</b>												
20. Fixed										46,847		46,847
21. Indexed												
22. Variable with guarantees												
23. Variable without guarantees												
24. Life contingent payout												
25. Other												
26. Total individual annuities										46,847		46,847
<b>Group Annuities</b>												
27. Fixed												
28. Indexed												
29. Variable with guarantees												
30. Variable without guarantees												
31. Life contingent payout												
32. Other												
33. Total Group Annuities												
<b>Accident and Health</b>												
34. Comprehensive individual (d)	(f)							XXX	XXX	XXX		
35. Comprehensive group (d)	(f)							XXX	XXX	XXX		
36. Medicare supplement (d)	(f)							XXX	XXX	XXX		
37. Vision only (d)	(f)							XXX	XXX	XXX		
38. Dental only (d)	(f)							XXX	XXX	XXX		
39. Federal employees health benefits plan (d)	(f)							XXX	XXX	XXX		
40. Title XVIII Medicare (d)	(e, f)							XXX	XXX	XXX		
41. Title XIX Medicaid (d)	(f)							XXX	XXX	XXX		
42. Credit A&H	(f)							XXX	XXX	XXX		
43. Disability income (d)	(f)							XXX	XXX	XXX		
44. Long-term care (d)	(f)							XXX	XXX	XXX		
45. Other health (d)	(f)							XXX	XXX	XXX		
46. Total accident and health								XXX	XXX	XXX		
47. Total	(c)							37,191		46,847	5,000	89,038

24.MO

Annual Statement for the Year 2025 of the Czech Catholic Union

**DIRECT BUSINESS IN THE STATE OF MISSOURI DURING THE YEAR 2025  
LIFE INSURANCE (STATE PAGE) (CONTINUED)<sup>(b)</sup>**

Line of Business	Direct Death Benefits, Matured Endowments Incurred and Annuity Benefits										Policy Exhibit					
	13 Incurred During Current Year	Claims Settled During Current Year								22 Unpaid December 31, Current Year	Issued During Year		Other Changes to In Force (Net)		In Force December 31, Current Year (b)	
		Totals Paid		Reduction by Compromise		Amount Rejected		Total Settled During Current Year			23 Number of Pols/Certs	24 Amount	25 Number of Pols/Certs	26 Amount	27 Number of Pols/Certs	28 Amount
		14 Number of Pols/Certs	15 Amount	16 Number of Pols/Certs	17 Amount	18 Number of Pols/Certs	19 Amount	20 Number of Pols/Certs	21 Amount							
<b>Individual Life</b>																
1. Industrial																
2. Whole	37,191	13	33,252					13	33,252	3,939		(7)	(18,394)	187	971,163	
3. Term																
4. Indexed																
5. Universal																
6. Universal with secondary guarantees																
7. Variable																
8. Variable universal																
9. Credit																
10. Other																
11. Total individual life	37,191	13	33,252					13	33,252	3,939		(7)	(18,394)	187	971,163	
<b>Group Life</b>																
12. Whole																
13. Term																
14. Universal																
15. Variable																
16. Variable universal																
17. Credit															(a)	
18. Other																
19. Total group life																
<b>Individual Annuities</b>																
20. Fixed												(1)	(33,431)	7	267,595	
21. Indexed																
22. Variable with guarantees																
23. Variable without guarantees																
24. Life contingent payout																
25. Other																
26. Total individual annuities												(1)	(33,431)	7	267,595	
<b>Group Annuities</b>																
27. Fixed																
28. Indexed																
29. Variable with guarantees																
30. Variable without guarantees																
31. Life contingent payout																
32. Other																
33. Total Group Annuities																
<b>Accident and Health</b>																
34. Comprehensive individual (d)		XXX	XXX	XXX	XXX	XXX	XXX	XXX	XXX	XXX						
35. Comprehensive group (d)		XXX	XXX	XXX	XXX	XXX	XXX	XXX	XXX	XXX						
36. Medicare supplement (d)		XXX	XXX	XXX	XXX	XXX	XXX	XXX	XXX	XXX						
37. Vision only (d)		XXX	XXX	XXX	XXX	XXX	XXX	XXX	XXX	XXX						
38. Dental only (d)		XXX	XXX	XXX	XXX	XXX	XXX	XXX	XXX	XXX						
39. Federal employees health benefits plan (d)		XXX	XXX	XXX	XXX	XXX	XXX	XXX	XXX	XXX						
40. Title XVIII Medicare (d)		XXX	XXX	XXX	XXX	XXX	XXX	XXX	XXX	XXX						
41. Title XIX Medicaid (d)		XXX	XXX	XXX	XXX	XXX	XXX	XXX	XXX	XXX						
42. Credit A&H		XXX	XXX	XXX	XXX	XXX	XXX	XXX	XXX	XXX						
43. Disability income (d)		XXX	XXX	XXX	XXX	XXX	XXX	XXX	XXX	XXX						
44. Long-term care (d)		XXX	XXX	XXX	XXX	XXX	XXX	XXX	XXX	XXX						
45. Other health (d)		XXX	XXX	XXX	XXX	XXX	XXX	XXX	XXX	XXX						
46. Total accident and health		XXX	XXX	XXX	XXX	XXX	XXX	XXX	XXX	XXX						
47. Total	37,191	13	33,252					13	33,252	3,939		(8)	(51,825)	194	1,238,758	

24.MO.1

(a) Includes Group Credit Life Insurance Loans less than or equal to 60 months at issue, prior year \$, current year \$ Loans greater than 60 months at issue BUT NOT GREATER THAN 120 MONTHS prior year \$, current year \$

(b) Corporate Owned Life Insurance/BOLI: 1) Number of policies: 2) covering number of lives: 3) face amount: \$

(c) Deposit-Type Contract Considerations NOT included in Total Premiums and Annuities Considerations: Individual: \$ Group: \$ Total: \$

(d) For health business on indicated lines report: Number of persons insured under PPO managed care products and number of persons insured under indemnity only products

(e) For health premiums written: amount of Medicare Title XVIII exempt from state taxes or fees \$

(f) For health business report Direct Premiums Earned: Comprehensive Individual \$; Comprehensive Group \$; Medicare Supplement \$; Vision Only \$; Dental Only \$; Federal Employees Health Benefits Plan \$; Title XVIII Medicare \$; Title XIX Medicaid \$; Credit A&H \$; Disability Income \$; Long-term Care \$; Other Health \$



DIRECT BUSINESS IN THE STATE OF NEBRASKA DURING THE YEAR 2025

LIFE INSURANCE (STATE PAGE)<sup>(b)</sup>

NAIC Group Code: 0000

NAIC Company Code: 56324

Line of Business	1 Premiums and Annuities Considerations	2 Other Considerations	Dividends to Policyholders/Refunds to Members				Claims and Benefits Paid					
			3 Paid in Cash or Left on Deposit	4 Applied to Pay Renewal Premiums	5 Applied to Provide Paid-Up Additions or Shorten the Endowment or Premium-Paying Period	6 Other	7 Total (Col. 3+4+5+6)	8 Death and Annuity Benefits	9 Matured Endowments	10 Surrender Values and Withdrawals for Life Contracts	11 All Other Benefits	12 Total (Sum Columns 8 through 11)
<b>Individual Life</b>												
1. Industrial												
2. Whole												
3. Term												
4. Indexed												
5. Universal												
6. Universal with secondary guarantees												
7. Variable												
8. Variable universal												
9. Credit												
10. Other												
11. Total individual life												
<b>Group Life</b>												
12. Whole												
13. Term												
14. Universal												
15. Variable												
16. Variable universal												
17. Credit												
18. Other												
19. Total group life												
<b>Individual Annuities</b>												
20. Fixed												
21. Indexed												
22. Variable with guarantees												
23. Variable without guarantees												
24. Life contingent payout												
25. Other												
26. Total individual annuities												
<b>Group Annuities</b>												
27. Fixed												
28. Indexed												
29. Variable with guarantees												
30. Variable without guarantees												
31. Life contingent payout												
32. Other												
33. Total Group Annuities												
<b>Accident and Health</b>												
34. Comprehensive individual (d)	(f)							XXX	XXX	XXX		
35. Comprehensive group (d)	(f)							XXX	XXX	XXX		
36. Medicare supplement (d)	(f)							XXX	XXX	XXX		
37. Vision only (d)	(f)							XXX	XXX	XXX		
38. Dental only (d)	(f)							XXX	XXX	XXX		
39. Federal employees health benefits plan (d)	(f)							XXX	XXX	XXX		
40. Title XVIII Medicare (d)	(e, f)							XXX	XXX	XXX		
41. Title XIX Medicaid (d)	(f)							XXX	XXX	XXX		
42. Credit A&H	(f)							XXX	XXX	XXX		
43. Disability income (d)	(f)							XXX	XXX	XXX		
44. Long-term care (d)	(f)							XXX	XXX	XXX		
45. Other health (d)	(f)							XXX	XXX	XXX		
46. Total accident and health								XXX	XXX	XXX		
47. Total	(c)											

NONE

24-NE

**DIRECT BUSINESS IN THE STATE OF NEBRASKA DURING THE YEAR 2025  
LIFE INSURANCE (STATE PAGE) (CONTINUED)<sup>(b)</sup>**

Line of Business	Direct Death Benefits, Matured Endowments Incurred and Annuity Benefits										Policy Exhibit					
	13 Incurred During Current Year	Claims Settled During Current Year								22 Unpaid December 31, Current Year	Issued During Year		Other Changes to In Force (Net)		In Force December 31, Current Year (b)	
		Totals Paid		Reduction by Compromise		Amount Rejected		Total Settled During Current Year			23 Number of Pols/Certs	24 Amount	25 Number of Pols/Certs	26 Amount	27 Number of Pols/Certs	28 Amount
		14 Number of Pols/Certs	15 Amount	16 Number of Pols/Certs	17 Amount	18 Number of Pols/Certs	19 Amount	20 Number of Pols/Certs	21 Amount							
<b>Individual Life</b>																
1. Industrial																
2. Whole															118	948,868
3. Term																
4. Indexed																
5. Universal																
6. Universal with secondary guarantees																
7. Variable																
8. Variable universal																
9. Credit																
10. Other																
11. Total individual life															118	948,868
<b>Group Life</b>																
12. Whole																
13. Term																
14. Universal																
15. Variable																
16. Variable universal																
17. Credit																(a)
18. Other																
19. Total group life																
<b>Individual Annuities</b>																
20. Fixed																
21. Indexed																
22. Variable with guarantees																
23. Variable without guarantees																
24. Life contingent payout																
25. Other																
26. Total individual annuities																755
<b>Group Annuities</b>																
27. Fixed																
28. Indexed																
29. Variable with guarantees																
30. Variable without guarantees																
31. Life contingent payout																
32. Other																
33. Total Group Annuities																
<b>Accident and Health</b>																
34. Comprehensive individual (d)		XXX	XXX	XXX	XXX	XXX	XXX	XXX	XXX	XXX	XXX	XXX	XXX	XXX	XXX	XXX
35. Comprehensive group (d)		XXX	XXX	XXX	XXX	XXX	XXX	XXX	XXX	XXX	XXX	XXX	XXX	XXX	XXX	XXX
36. Medicare supplement (d)		XXX	XXX	XXX	XXX	XXX	XXX	XXX	XXX	XXX	XXX	XXX	XXX	XXX	XXX	XXX
37. Vision only (d)		XXX	XXX	XXX	XXX	XXX	XXX	XXX	XXX	XXX	XXX	XXX	XXX	XXX	XXX	XXX
38. Dental only (d)		XXX	XXX	XXX	XXX	XXX	XXX	XXX	XXX	XXX	XXX	XXX	XXX	XXX	XXX	XXX
39. Federal employees health benefits plan (d)		XXX	XXX	XXX	XXX	XXX	XXX	XXX	XXX	XXX	XXX	XXX	XXX	XXX	XXX	XXX
40. Title XVIII Medicare (d)		XXX	XXX	XXX	XXX	XXX	XXX	XXX	XXX	XXX	XXX	XXX	XXX	XXX	XXX	XXX
41. Title XIX Medicaid (d)		XXX	XXX	XXX	XXX	XXX	XXX	XXX	XXX	XXX	XXX	XXX	XXX	XXX	XXX	XXX
42. Credit A&H		XXX	XXX	XXX	XXX	XXX	XXX	XXX	XXX	XXX	XXX	XXX	XXX	XXX	XXX	XXX
43. Disability income (d)		XXX	XXX	XXX	XXX	XXX	XXX	XXX	XXX	XXX	XXX	XXX	XXX	XXX	XXX	XXX
44. Long-term care (d)		XXX	XXX	XXX	XXX	XXX	XXX	XXX	XXX	XXX	XXX	XXX	XXX	XXX	XXX	XXX
45. Other health (d)		XXX	XXX	XXX	XXX	XXX	XXX	XXX	XXX	XXX	XXX	XXX	XXX	XXX	XXX	XXX
46. Total accident and health		XXX	XXX	XXX	XXX	XXX	XXX	XXX	XXX	XXX	XXX	XXX	XXX	XXX	XXX	XXX
47. Total																755

24 NE.1

(a) Includes Group Credit Life Insurance Loans less than or equal to 60 months at issue, prior year \$, current year \$ Loans greater than 60 months at issue BUT NOT GREATER THAN 120 MONTHS prior year \$, current year \$

(b) Corporate Owned Life Insurance/BOLI: 1) Number of policies: 2) covering number of lives: 3) face amount: \$

(c) Deposit-Type Contract Considerations NOT included in Total Premiums and Annuities Considerations: Individual: \$ Group: \$ Total: \$

(d) For health business on indicated lines report: Number of persons insured under PPO managed care products and number of persons insured under indemnity only products

(e) For health premiums written: amount of Medicare Title XVIII exempt from state taxes or fees \$

(f) For health business report Direct Premiums Earned: Comprehensive Individual \$; Comprehensive Group \$; Medicare Supplement \$; Vision Only \$; Dental Only \$; Federal Employees Health Benefits Plan \$; Title XVIII Medicare \$; Title XIX Medicaid \$; Credit A&H \$; Disability Income \$; Long-term Care \$; Other Health \$



DIRECT BUSINESS IN THE STATE OF NEW YORK DURING THE YEAR 2025

LIFE INSURANCE (STATE PAGE)<sup>(b)</sup>

NAIC Group Code: 0000

NAIC Company Code: 56324

Line of Business	1 Premiums and Annuities Considerations	2 Other Considerations	Dividends to Policyholders/Refunds to Members				Claims and Benefits Paid					
			3 Paid in Cash or Left on Deposit	4 Applied to Pay Renewal Premiums	5 Applied to Provide Paid-Up Additions or Shorten the Endowment or Premium-Paying Period	6 Other	7 Total (Col. 3+4+5+6)	8 Death and Annuity Benefits	9 Matured Endowments	10 Surrender Values and Withdrawals for Life Contracts	11 All Other Benefits	12 Total (Sum Columns 8 through 11)
<b>Individual Life</b>												
1. Industrial												
2. Whole	1,474							15,412		1,004		16,416
3. Term												
4. Indexed												
5. Universal												
6. Universal with secondary guarantees												
7. Variable												
8. Variable universal												
9. Credit												
10. Other												
11. Total individual life	1,474							15,412		1,004		16,416
<b>Group Life</b>												
12. Whole												
13. Term												
14. Universal												
15. Variable												
16. Variable universal												
17. Credit												
18. Other												
19. Total group life												
<b>Individual Annuities</b>												
20. Fixed										1,645		1,645
21. Indexed												
22. Variable with guarantees												
23. Variable without guarantees												
24. Life contingent payout												
25. Other												
26. Total individual annuities										1,645		1,645
<b>Group Annuities</b>												
27. Fixed												
28. Indexed												
29. Variable with guarantees												
30. Variable without guarantees												
31. Life contingent payout												
32. Other												
33. Total Group Annuities												
<b>Accident and Health</b>												
34. Comprehensive individual (d)	(f)							XXX	XXX	XXX		
35. Comprehensive group (d)	(f)							XXX	XXX	XXX		
36. Medicare supplement (d)	(f)							XXX	XXX	XXX		
37. Vision only (d)	(f)							XXX	XXX	XXX		
38. Dental only (d)	(f)							XXX	XXX	XXX		
39. Federal employees health benefits plan (d)	(f)							XXX	XXX	XXX		
40. Title XVIII Medicare (d)	(e, f)							XXX	XXX	XXX		
41. Title XIX Medicaid (d)	(f)							XXX	XXX	XXX		
42. Credit A&H	(f)							XXX	XXX	XXX		
43. Disability income (d)	(f)							XXX	XXX	XXX		
44. Long-term care (d)	(f)							XXX	XXX	XXX		
45. Other health (d)	(f)							XXX	XXX	XXX		
46. Total accident and health								XXX	XXX	XXX		
47. Total	1,474 (c)							15,412	XXX	2,649		18,061

24.NY

Annual Statement for the Year 2025 of the Czech Catholic Union

**DIRECT BUSINESS IN THE STATE OF NEW YORK DURING THE YEAR 2025  
LIFE INSURANCE (STATE PAGE) (CONTINUED)<sup>(b)</sup>**

Line of Business	Direct Death Benefits, Matured Endowments Incurred and Annuity Benefits									Policy Exhibit						
	13 Incurred During Current Year	Claims Settled During Current Year								22 Unpaid December 31, Current Year	Issued During Year		Other Changes to In Force (Net)		In Force December 31, Current Year (b)	
		Totals Paid		Reduction by Compromise		Amount Rejected		Total Settled During Current Year			23 Number of Pols/Certs	24 Amount	25 Number of Pols/Certs	26 Amount	27 Number of Pols/Certs	28 Amount
		14 Number of Pols/Certs	15 Amount	16 Number of Pols/Certs	17 Amount	18 Number of Pols/Certs	19 Amount	20 Number of Pols/Certs	21 Amount							
<b>Individual Life</b>																
1. Industrial																
2. Whole	15,412									15,412			(3)	(17,550)	84	351,519
3. Term																
4. Indexed																
5. Universal																
6. Universal with secondary guarantees																
7. Variable																
8. Variable universal																
9. Credit																
10. Other																
11. Total individual life	15,412									15,412			(3)	(17,550)	84	351,519
<b>Group Life</b>																
12. Whole																
13. Term																
14. Universal																
15. Variable																
16. Variable universal																
17. Credit																(a)
18. Other																
19. Total group life																
<b>Individual Annuities</b>																
20. Fixed													(2)	21,149	17	516,887
21. Indexed																
22. Variable with guarantees																
23. Variable without guarantees																
24. Life contingent payout																
25. Other																
26. Total individual annuities													(2)	21,149	17	516,887
<b>Group Annuities</b>																
27. Fixed																
28. Indexed																
29. Variable with guarantees																
30. Variable without guarantees																
31. Life contingent payout																
32. Other																
33. Total Group Annuities																
<b>Accident and Health</b>																
34. Comprehensive individual (d)		XXX	XXX	XXX	XXX	XXX	XXX	XXX	XXX	XXX						
35. Comprehensive group (d)		XXX	XXX	XXX	XXX	XXX	XXX	XXX	XXX	XXX						
36. Medicare supplement (d)		XXX	XXX	XXX	XXX	XXX	XXX	XXX	XXX	XXX						
37. Vision only (d)		XXX	XXX	XXX	XXX	XXX	XXX	XXX	XXX	XXX						
38. Dental only (d)		XXX	XXX	XXX	XXX	XXX	XXX	XXX	XXX	XXX						
39. Federal employees health benefits plan (d)		XXX	XXX	XXX	XXX	XXX	XXX	XXX	XXX	XXX						
40. Title XVIII Medicare (d)		XXX	XXX	XXX	XXX	XXX	XXX	XXX	XXX	XXX						
41. Title XIX Medicaid (d)		XXX	XXX	XXX	XXX	XXX	XXX	XXX	XXX	XXX						
42. Credit A&H		XXX	XXX	XXX	XXX	XXX	XXX	XXX	XXX	XXX						
43. Disability income (d)		XXX	XXX	XXX	XXX	XXX	XXX	XXX	XXX	XXX						
44. Long-term care (d)		XXX	XXX	XXX	XXX	XXX	XXX	XXX	XXX	XXX						
45. Other health (d)		XXX	XXX	XXX	XXX	XXX	XXX	XXX	XXX	XXX						
46. Total accident and health		XXX	XXX	XXX	XXX	XXX	XXX	XXX	XXX	XXX						
47. Total	15,412									15,412			(5)	3,599	101	868,406

24.NY.1

(a) Includes Group Credit Life Insurance Loans less than or equal to 60 months at issue, prior year \$, current year \$ Loans greater than 60 months at issue BUT NOT GREATER THAN 120 MONTHS prior year \$, current year \$

(b) Corporate Owned Life Insurance/BOLI: 1) Number of policies: 2) covering number of lives: 3) face amount: \$

(c) Deposit-Type Contract Considerations NOT included in Total Premiums and Annuities Considerations: Individual: \$ Group: \$ Total: \$

(d) For health business on indicated lines report: Number of persons insured under PPO managed care products and number of persons insured under indemnity only products

(e) For health premiums written: amount of Medicare Title XVIII exempt from state taxes or fees \$

(f) For health business report Direct Premiums Earned: Comprehensive Individual \$; Comprehensive Group \$; Medicare Supplement \$; Vision Only \$; Dental Only \$; Federal Employees Health Benefits Plan \$; Title XVIII Medicare \$; Title XIX Medicaid \$; Credit A&H \$; Disability Income \$; Long-term Care \$; Other Health \$



**DIRECT BUSINESS IN THE STATE OF OHIO DURING THE YEAR 2025**  
**LIFE INSURANCE (STATE PAGE)<sup>(b)</sup>**

NAIC Group Code: 0000

NAIC Company Code: 56324

Line of Business	1 Premiums and Annuities Considerations	2 Other Considerations	Dividends to Policyholders/Refunds to Members				Claims and Benefits Paid					
			3 Paid in Cash or Left on Deposit	4 Applied to Pay Renewal Premiums	5 Applied to Provide Paid-Up Additions or Shorten the Endowment or Premium-Paying Period	6 Other	7 Total (Col. 3+4+5+6)	8 Death and Annuity Benefits	9 Matured Endowments	10 Surrender Values and Withdrawals for Life Contracts	11 All Other Benefits	12 Total (Sum Columns 8 through 11)
<b>Individual Life</b>												
1. Industrial												
2. Whole	20,585							21,744		42,249		63,993
3. Term												
4. Indexed												
5. Universal												
6. Universal with secondary guarantees												
7. Variable												
8. Variable universal												
9. Credit												
10. Other												
11. Total individual life	20,585							21,744		42,249		63,993
<b>Group Life</b>												
12. Whole												
13. Term												
14. Universal												
15. Variable												
16. Variable universal												
17. Credit												
18. Other												
19. Total group life												
<b>Individual Annuities</b>												
20. Fixed	14,473									344,277		344,277
21. Indexed												
22. Variable with guarantees												
23. Variable without guarantees												
24. Life contingent payout												
25. Other												
26. Total individual annuities	14,473									344,277		344,277
<b>Group Annuities</b>												
27. Fixed												
28. Indexed												
29. Variable with guarantees												
30. Variable without guarantees												
31. Life contingent payout												
32. Other												
33. Total Group Annuities												
<b>Accident and Health</b>												
34. Comprehensive individual (d)	(f)							XXX	XXX	XXX		
35. Comprehensive group (d)	(f)							XXX	XXX	XXX		
36. Medicare supplement (d)	(f)							XXX	XXX	XXX		
37. Vision only (d)	(f)							XXX	XXX	XXX		
38. Dental only (d)	(f)							XXX	XXX	XXX		
39. Federal employees health benefits plan (d)	(f)							XXX	XXX	XXX		
40. Title XVIII Medicare (d)	(e, f)							XXX	XXX	XXX		
41. Title XIX Medicaid (d)	(f)							XXX	XXX	XXX		
42. Credit A&H	(f)							XXX	XXX	XXX		
43. Disability income (d)	(f)							XXX	XXX	XXX		
44. Long-term care (d)	(f)							XXX	XXX	XXX		
45. Other health (d)	(f)							XXX	XXX	XXX		
46. Total accident and health								XXX	XXX	XXX		
47. Total	35,058 (c)							21,744		386,526		408,270

24.04

Annual Statement for the Year 2025 of the Czech Catholic Union

**DIRECT BUSINESS IN THE STATE OF OHIO DURING THE YEAR 2025  
LIFE INSURANCE (STATE PAGE) (CONTINUED)<sup>(b)</sup>**

Line of Business	Direct Death Benefits, Matured Endowments Incurred and Annuity Benefits										Policy Exhibit					
	13 Incurred During Current Year	Claims Settled During Current Year								22 Unpaid December 31, Current Year	Issued During Year		Other Changes to In Force (Net)		In Force December 31, Current Year (b)	
		Totals Paid		Reduction by Compromise		Amount Rejected		Total Settled During Current Year			23 Number of Pols/Certs	24 Amount	25 Number of Pols/Certs	26 Amount	27 Number of Pols/Certs	28 Amount
		14 Number of Pols/Certs	15 Amount	16 Number of Pols/Certs	17 Amount	18 Number of Pols/Certs	19 Amount	20 Number of Pols/Certs	21 Amount							
<b>Individual Life</b>																
1. Industrial																
2. Whole	21,743	7	10,491					7	10,491	27,266	10	51,000	(39)	(185,611)	1,700	9,407,717
3. Term																
4. Indexed																
5. Universal																
6. Universal with secondary guarantees																
7. Variable																
8. Variable universal																
9. Credit																
10. Other																
11. Total individual life	21,743	7	10,491					7	10,491	27,266	10	51,000	(39)	(185,611)	1,700	9,407,717
<b>Group Life</b>																
12. Whole																
13. Term																
14. Universal																
15. Variable																
16. Variable universal																
17. Credit																(a)
18. Other																
19. Total group life																
<b>Individual Annuities</b>																
20. Fixed										-	1	2,348	(4)	(80,583)	194	5,921,443
21. Indexed																
22. Variable with guarantees																
23. Variable without guarantees																
24. Life contingent payout																
25. Other																
26. Total individual annuities										-	1	2,348	(4)	(80,583)	194	5,921,443
<b>Group Annuities</b>																
27. Fixed																
28. Indexed																
29. Variable with guarantees																
30. Variable without guarantees																
31. Life contingent payout																
32. Other																
33. Total Group Annuities																
<b>Accident and Health</b>																
34. Comprehensive individual (d)		XXX	XXX	XXX	XXX	XXX	XXX	XXX	XXX	XXX	XXX	XXX	XXX	XXX	XXX	XXX
35. Comprehensive group (d)		XXX	XXX	XXX	XXX	XXX	XXX	XXX	XXX	XXX	XXX	XXX	XXX	XXX	XXX	XXX
36. Medicare supplement (d)		XXX	XXX	XXX	XXX	XXX	XXX	XXX	XXX	XXX	XXX	XXX	XXX	XXX	XXX	XXX
37. Vision only (d)		XXX	XXX	XXX	XXX	XXX	XXX	XXX	XXX	XXX	XXX	XXX	XXX	XXX	XXX	XXX
38. Dental only (d)		XXX	XXX	XXX	XXX	XXX	XXX	XXX	XXX	XXX	XXX	XXX	XXX	XXX	XXX	XXX
39. Federal employees health benefits plan (d)		XXX	XXX	XXX	XXX	XXX	XXX	XXX	XXX	XXX	XXX	XXX	XXX	XXX	XXX	XXX
40. Title XVIII Medicare (d)		XXX	XXX	XXX	XXX	XXX	XXX	XXX	XXX	XXX	XXX	XXX	XXX	XXX	XXX	XXX
41. Title XIX Medicaid (d)		XXX	XXX	XXX	XXX	XXX	XXX	XXX	XXX	XXX	XXX	XXX	XXX	XXX	XXX	XXX
42. Credit A&H		XXX	XXX	XXX	XXX	XXX	XXX	XXX	XXX	XXX	XXX	XXX	XXX	XXX	XXX	XXX
43. Disability income (d)		XXX	XXX	XXX	XXX	XXX	XXX	XXX	XXX	XXX	XXX	XXX	XXX	XXX	XXX	XXX
44. Long-term care (d)		XXX	XXX	XXX	XXX	XXX	XXX	XXX	XXX	XXX	XXX	XXX	XXX	XXX	XXX	XXX
45. Other health (d)		XXX	XXX	XXX	XXX	XXX	XXX	XXX	XXX	XXX	XXX	XXX	XXX	XXX	XXX	XXX
46. Total accident and health		XXX	XXX	XXX	XXX	XXX	XXX	XXX	XXX	XXX	XXX	XXX	XXX	XXX	XXX	XXX
47. Total	21,743	7	10,491					7	10,491	27,266	11	53,348	(43)	(266,194)	1,894	15,329,160

24 OH.1

(a) Includes Group Credit Life Insurance Loans less than or equal to 60 months at issue, prior year \$, current year \$ Loans greater than 60 months at issue BUT NOT GREATER THAN 120 MONTHS prior year \$, current year \$

(b) Corporate Owned Life Insurance/BOLI: 1) Number of policies: 2) covering number of lives: 3) face amount: \$

(c) Deposit-Type Contract Considerations NOT included in Total Premiums and Annuities Considerations: Individual: \$ Group: \$ Total: \$

(d) For health business on indicated lines report: Number of persons insured under PPO managed care products and number of persons insured under indemnity only products

(e) For health premiums written: amount of Medicare Title XVIII exempt from state taxes or fees \$

(f) For health business report Direct Premiums Earned: Comprehensive Individual \$; Comprehensive Group \$; Medicare Supplement \$; Vision Only \$; Dental Only \$; Federal Employees Health Benefits Plan \$; Title XVIII Medicare \$; Title XIX Medicaid \$; Credit A&H \$; Disability Income \$; Long-term Care \$; Other Health \$



DIRECT BUSINESS IN THE STATE OF PENNSYLVANIA DURING THE YEAR 2025

LIFE INSURANCE (STATE PAGE)<sup>(b)</sup>

NAIC Group Code: 0000

NAIC Company Code: 56324

Line of Business	1 Premiums and Annuities Considerations	2 Other Considerations	Dividends to Policyholders/Refunds to Members				Claims and Benefits Paid					
			3 Paid in Cash or Left on Deposit	4 Applied to Pay Renewal Premiums	5 Applied to Provide Paid-Up Additions or Shorten the Endowment or Premium-Paying Period	6 Other	7 Total (Col. 3+4+5+6)	8 Death and Annuity Benefits	9 Matured Endowments	10 Surrender Values and Withdrawals for Life Contracts	11 All Other Benefits	12 Total (Sum Columns 8 through 11)
<b>Individual Life</b>												
1. Industrial												
2. Whole								4,127		5,583		9,710
3. Term												
4. Indexed												
5. Universal												
6. Universal with secondary guarantees												
7. Variable												
8. Variable universal												
9. Credit												
10. Other												
11. Total individual life								4,127		5,583		9,710
<b>Group Life</b>												
12. Whole												
13. Term												
14. Universal												
15. Variable												
16. Variable universal												
17. Credit												
18. Other												
19. Total group life												
<b>Individual Annuities</b>												
20. Fixed								59,925				59,925
21. Indexed												
22. Variable with guarantees												
23. Variable without guarantees												
24. Life contingent payout												
25. Other												
26. Total individual annuities								59,925				59,925
<b>Group Annuities</b>												
27. Fixed												
28. Indexed												
29. Variable with guarantees												
30. Variable without guarantees												
31. Life contingent payout												
32. Other												
33. Total Group Annuities												
<b>Accident and Health</b>												
34. Comprehensive individual (d)	(f)							XXX	XXX	XXX		
35. Comprehensive group (d)	(f)							XXX	XXX	XXX		
36. Medicare supplement (d)	(f)							XXX	XXX	XXX		
37. Vision only (d)	(f)							XXX	XXX	XXX		
38. Dental only (d)	(f)							XXX	XXX	XXX		
39. Federal employees health benefits plan (d)	(f)							XXX	XXX	XXX		
40. Title XVIII Medicare (d)	(e, f)							XXX	XXX	XXX		
41. Title XIX Medicaid (d)	(f)							XXX	XXX	XXX		
42. Credit A&H	(f)							XXX	XXX	XXX		
43. Disability income (d)	(f)							XXX	XXX	XXX		
44. Long-term care (d)	(f)							XXX	XXX	XXX		
45. Other health (d)	(f)							XXX	XXX	XXX		
46. Total accident and health								XXX	XXX	XXX		
47. Total	(c)							64,052	XXX	5,583		69,635

24.PA

Annual Statement for the Year 2025 of the Czech Catholic Union

**DIRECT BUSINESS IN THE STATE OF PENNSYLVANIA DURING THE YEAR 2025  
LIFE INSURANCE (STATE PAGE) (CONTINUED)<sup>(b)</sup>**

Line of Business	Direct Death Benefits, Matured Endowments Incurred and Annuity Benefits										Policy Exhibit					
	13 Incurred During Current Year	Claims Settled During Current Year								22 Unpaid December 31, Current Year	Issued During Year		Other Changes to In Force (Net)		In Force December 31, Current Year (b)	
		Totals Paid		Reduction by Compromise		Amount Rejected		Total Settled During Current Year			23 Number of Pols/Certs	24 Amount	25 Number of Pols/Certs	26 Amount	27 Number of Pols/Certs	28 Amount
		14 Number of Pols/Certs	15 Amount	16 Number of Pols/Certs	17 Amount	18 Number of Pols/Certs	19 Amount	20 Number of Pols/Certs	21 Amount							
<b>Individual Life</b>																
1. Industrial																
2. Whole	4,127		10,312						10,312	3,818			(3)	(12,550)	93	437,392
3. Term																
4. Indexed																
5. Universal																
6. Universal with secondary guarantees																
7. Variable																
8. Variable universal																
9. Credit																
10. Other																
11. Total individual life	4,127		10,312						10,312	3,818			(3)	(12,550)	93	437,392
<b>Group Life</b>																
12. Whole																
13. Term																
14. Universal																
15. Variable																
16. Variable universal																
17. Credit																(a)
18. Other																
19. Total group life																
<b>Individual Annuities</b>																
20. Fixed													(1)	(57,099)	2	23,413
21. Indexed																
22. Variable with guarantees																
23. Variable without guarantees																
24. Life contingent payout																
25. Other																
26. Total individual annuities													(1)	(57,099)	2	23,413
<b>Group Annuities</b>																
27. Fixed																
28. Indexed																
29. Variable with guarantees																
30. Variable without guarantees																
31. Life contingent payout																
32. Other																
33. Total Group Annuities																
<b>Accident and Health</b>																
34. Comprehensive individual (d)		XXX	XXX	XXX	XXX	XXX	XXX	XXX	XXX	XXX						
35. Comprehensive group (d)		XXX	XXX	XXX	XXX	XXX	XXX	XXX	XXX	XXX						
36. Medicare supplement (d)		XXX	XXX	XXX	XXX	XXX	XXX	XXX	XXX	XXX						
37. Vision only (d)		XXX	XXX	XXX	XXX	XXX	XXX	XXX	XXX	XXX						
38. Dental only (d)		XXX	XXX	XXX	XXX	XXX	XXX	XXX	XXX	XXX						
39. Federal employees health benefits plan (d)		XXX	XXX	XXX	XXX	XXX	XXX	XXX	XXX	XXX						
40. Title XVIII Medicare (d)		XXX	XXX	XXX	XXX	XXX	XXX	XXX	XXX	XXX						
41. Title XIX Medicaid (d)		XXX	XXX	XXX	XXX	XXX	XXX	XXX	XXX	XXX						
42. Credit A&H		XXX	XXX	XXX	XXX	XXX	XXX	XXX	XXX	XXX						
43. Disability income (d)		XXX	XXX	XXX	XXX	XXX	XXX	XXX	XXX	XXX						
44. Long-term care (d)		XXX	XXX	XXX	XXX	XXX	XXX	XXX	XXX	XXX						
45. Other health (d)		XXX	XXX	XXX	XXX	XXX	XXX	XXX	XXX	XXX						
46. Total accident and health		XXX	XXX	XXX	XXX	XXX	XXX	XXX	XXX	XXX						
47. Total	4,127		10,312						10,312	3,818			(4)	(69,649)	95	460,805

24.PA.1

(a) Includes Group Credit Life Insurance Loans less than or equal to 60 months at issue, prior year \$, current year \$ Loans greater than 60 months at issue BUT NOT GREATER THAN 120 MONTHS prior year \$, current year \$

(b) Corporate Owned Life Insurance/BOLI: 1) Number of policies: 2) covering number of lives: 3) face amount: \$

(c) Deposit-Type Contract Considerations NOT included in Total Premiums and Annuities Considerations: Individual: \$ Group: \$ Total: \$

(d) For health business on indicated lines report: Number of persons insured under PPO managed care products and number of persons insured under indemnity only products

(e) For health premiums written: amount of Medicare Title XVIII exempt from state taxes or fees \$

(f) For health business report Direct Premiums Earned: Comprehensive Individual \$; Comprehensive Group \$; Medicare Supplement \$; Vision Only \$; Dental Only \$; Federal Employees Health Benefits Plan \$; Title XVIII Medicare \$; Title XIX Medicaid \$; Credit A&H \$; Disability Income \$; Long-term Care \$; Other Health \$



DIRECT BUSINESS IN THE STATE OF WISCONSIN DURING THE YEAR 2025

LIFE INSURANCE (STATE PAGE)<sup>(b)</sup>

NAIC Group Code: 0000

NAIC Company Code: 56324

Line of Business	1 Premiums and Annuities Considerations	2 Other Considerations	Dividends to Policyholders/Refunds to Members					Claims and Benefits Paid				
			3 Paid in Cash or Left on Deposit	4 Applied to Pay Renewal Premiums	5 Applied to Provide Paid-Up Additions or Shorten the Endowment or Premium-Paying Period	6 Other	7 Total (Col. 3+4+5+6)	8 Death and Annuity Benefits	9 Matured Endowments	10 Surrender Values and Withdrawals for Life Contracts	11 All Other Benefits	12 Total (Sum Columns 8 through 11)
<b>Individual Life</b>												
1. Industrial												
2. Whole										3,690		3,690
3. Term												
4. Indexed												
5. Universal												
6. Universal with secondary guarantees												
7. Variable												
8. Variable universal												
9. Credit												
10. Other												
11. Total individual life										3,690		3,690
<b>Group Life</b>												
12. Whole												
13. Term												
14. Universal												
15. Variable												
16. Variable universal												
17. Credit												
18. Other												
19. Total group life												
<b>Individual Annuities</b>												
20. Fixed												
21. Indexed												
22. Variable with guarantees												
23. Variable without guarantees												
24. Life contingent payout												
25. Other												
26. Total individual annuities												
<b>Group Annuities</b>												
27. Fixed												
28. Indexed												
29. Variable with guarantees												
30. Variable without guarantees												
31. Life contingent payout												
32. Other												
33. Total Group Annuities												
<b>Accident and Health</b>												
34. Comprehensive individual (d)	(f)							XXX	XXX	XXX		
35. Comprehensive group (d)	(f)							XXX	XXX	XXX		
36. Medicare supplement (d)	(f)							XXX	XXX	XXX		
37. Vision only (d)	(f)							XXX	XXX	XXX		
38. Dental only (d)	(f)							XXX	XXX	XXX		
39. Federal employees health benefits plan (d)	(f)							XXX	XXX	XXX		
40. Title XVIII Medicare (d)	(e, f)							XXX	XXX	XXX		
41. Title XIX Medicaid (d)	(f)							XXX	XXX	XXX		
42. Credit A&H	(f)							XXX	XXX	XXX		
43. Disability income (d)	(f)							XXX	XXX	XXX		
44. Long-term care (d)	(f)							XXX	XXX	XXX		
45. Other health (d)	(f)							XXX	XXX	XXX		
46. Total accident and health								XXX	XXX	XXX		
47. Total	(c)								3,690			3,690

24-WI

Annual Statement for the Year 2025 of the Czech Catholic Union

**DIRECT BUSINESS IN THE STATE OF WISCONSIN DURING THE YEAR 2025  
LIFE INSURANCE (STATE PAGE) (CONTINUED)<sup>(b)</sup>**

Line of Business	Direct Death Benefits, Matured Endowments Incurred and Annuity Benefits									Policy Exhibit						
	13 Incurred During Current Year	Claims Settled During Current Year								22 Unpaid December 31, Current Year	Issued During Year		Other Changes to In Force (Net)		In Force December 31, Current Year (b)	
		Totals Paid		Reduction by Compromise		Amount Rejected		Total Settled During Current Year			23 Number of Pols/Certs	24 Amount	25 Number of Pols/Certs	26 Amount	27 Number of Pols/Certs	28 Amount
		14 Number of Pols/Certs	15 Amount	16 Number of Pols/Certs	17 Amount	18 Number of Pols/Certs	19 Amount	20 Number of Pols/Certs	21 Amount							
<b>Individual Life</b>																
1. Industrial																
2. Whole	3,690		1,754						1,754	1,936		(1)	(3,690)	24	208,688	
3. Term																
4. Indexed																
5. Universal																
6. Universal with secondary guarantees																
7. Variable																
8. Variable universal																
9. Credit																
10. Other																
11. Total individual life	3,690		1,754						1,754	1,936		(1)	(3,690)	24	208,688	
<b>Group Life</b>																
12. Whole																
13. Term																
14. Universal																
15. Variable																
16. Variable universal																
17. Credit																(a)
18. Other																
19. Total group life																
<b>Individual Annuities</b>																
20. Fixed																
21. Indexed																
22. Variable with guarantees																
23. Variable without guarantees																
24. Life contingent payout																
25. Other																
26. Total individual annuities																
<b>Group Annuities</b>																
27. Fixed																
28. Indexed																
29. Variable with guarantees																
30. Variable without guarantees																
31. Life contingent payout																
32. Other																
33. Total Group Annuities																
<b>Accident and Health</b>																
34. Comprehensive individual (d)		XXX	XXX	XXX	XXX	XXX	XXX	XXX	XXX	XXX						
35. Comprehensive group (d)		XXX	XXX	XXX	XXX	XXX	XXX	XXX	XXX	XXX						
36. Medicare supplement (d)		XXX	XXX	XXX	XXX	XXX	XXX	XXX	XXX	XXX						
37. Vision only (d)		XXX	XXX	XXX	XXX	XXX	XXX	XXX	XXX	XXX						
38. Dental only (d)		XXX	XXX	XXX	XXX	XXX	XXX	XXX	XXX	XXX						
39. Federal employees health benefits plan (d)		XXX	XXX	XXX	XXX	XXX	XXX	XXX	XXX	XXX						
40. Title XVIII Medicare (d)		XXX	XXX	XXX	XXX	XXX	XXX	XXX	XXX	XXX						
41. Title XIX Medicaid (d)		XXX	XXX	XXX	XXX	XXX	XXX	XXX	XXX	XXX						
42. Credit A&H		XXX	XXX	XXX	XXX	XXX	XXX	XXX	XXX	XXX						
43. Disability income (d)		XXX	XXX	XXX	XXX	XXX	XXX	XXX	XXX	XXX						
44. Long-term care (d)		XXX	XXX	XXX	XXX	XXX	XXX	XXX	XXX	XXX						
45. Other health (d)		XXX	XXX	XXX	XXX	XXX	XXX	XXX	XXX	XXX						
46. Total accident and health		XXX	XXX	XXX	XXX	XXX	XXX	XXX	XXX	XXX						
47. Total	3,690		1,754						1,754	1,936		(1)	(3,690)	24	208,688	

24.WI.1

(a) Includes Group Credit Life Insurance Loans less than or equal to 60 months at issue, prior year \$, current year \$ Loans greater than 60 months at issue BUT NOT GREATER THAN 120 MONTHS prior year \$, current year \$

(b) Corporate Owned Life Insurance/BOLI: 1) Number of policies: 2) covering number of lives: 3) face amount: \$

(c) Deposit-Type Contract Considerations NOT included in Total Premiums and Annuities Considerations: Individual: \$ Group: \$ Total: \$

(d) For health business on indicated lines report: Number of persons insured under PPO managed care products and number of persons insured under indemnity only products

(e) For health premiums written: amount of Medicare Title XVIII exempt from state taxes or fees \$

(f) For health business report Direct Premiums Earned: Comprehensive Individual \$; Comprehensive Group \$; Medicare Supplement \$; Vision Only \$; Dental Only \$; Federal Employees Health Benefits Plan \$; Title XVIII Medicare \$; Title XIX Medicaid \$; Credit A&H \$; Disability Income \$; Long-term Care \$; Other Health \$



**GRAND TOTAL DURING THE YEAR 2025**  
**LIFE INSURANCE (STATE PAGE)<sup>(b)</sup>**

NAIC Group Code: 0000

NAIC Company Code: 56324

Line of Business	1 Premiums and Annuities Considerations	2 Other Considerations	Dividends to Policyholders/Refunds to Members				Claims and Benefits Paid					
			3 Paid in Cash or Left on Deposit	4 Applied to Pay Renewal Premiums	5 Applied to Provide Paid-Up Additions or Shorten the Endowment or Premium-Paying Period	6 Other	7 Total (Col. 3+4+5+6)	8 Death and Annuity Benefits	9 Matured Endowments	10 Surrender Values and Withdrawals for Life Contracts	11 All Other Benefits	12 Total (Sum Columns 8 through 11)
<b>Individual Life</b>												
1. Industrial												
2. Whole	28,163							98,313	7,909	70,333	5,000	181,555
3. Term												
4. Indexed												
5. Universal												
6. Universal with secondary guarantees												
7. Variable												
8. Variable universal												
9. Credit												
10. Other												
11. Total individual life	28,163							98,313	7,909	70,333	5,000	181,555
<b>Group Life</b>												
12. Whole												
13. Term												
14. Universal												
15. Variable												
16. Variable universal												
17. Credit												
18. Other												
19. Total group life												
<b>Individual Annuities</b>												
20. Fixed	36,823							59,925		601,691		661,616
21. Indexed												
22. Variable with guarantees												
23. Variable without guarantees												
24. Life contingent payout												
25. Other												
26. Total individual annuities	36,823							59,925		601,691		661,616
<b>Group Annuities</b>												
27. Fixed												
28. Indexed												
29. Variable with guarantees												
30. Variable without guarantees												
31. Life contingent payout												
32. Other												
33. Total Group Annuities												
<b>Accident and Health</b>												
34. Comprehensive individual (d)	(f)							XXX	XXX	XXX		
35. Comprehensive group (d)	(f)							XXX	XXX	XXX		
36. Medicare supplement (d)	(f)							XXX	XXX	XXX		
37. Vision only (d)	(f)							XXX	XXX	XXX		
38. Dental only (d)	(f)							XXX	XXX	XXX		
39. Federal employees health benefits plan (d)	(f)							XXX	XXX	XXX		
40. Title XVIII Medicare (d)	(e, f)							XXX	XXX	XXX		
41. Title XIX Medicaid (d)	(f)							XXX	XXX	XXX		
42. Credit A&H	(f)							XXX	XXX	XXX		
43. Disability income (d)	(f)							XXX	XXX	XXX		
44. Long-term care (d)	(f)							XXX	XXX	XXX		
45. Other health (d)	(f)							XXX	XXX	XXX		
46. Total accident and health								XXX	XXX	XXX		
47. Total	64,986 (c)							158,238	7,909	672,024	5,000	843,171

24.GT

Annual Statement for the Year 2025 of the Czech Catholic Union

**GRAND TOTAL DURING THE YEAR 2025**  
**LIFE INSURANCE (STATE PAGE) (CONTINUED)<sup>(b)</sup>**

Line of Business	Direct Death Benefits, Matured Endowments Incurred and Annuity Benefits									Policy Exhibit						
	13 Incurred During Current Year	Claims Settled During Current Year								22 Unpaid December 31, Current Year	23 Issued During Year		25 Other Changes to In Force (Net)		27 In Force December 31, Current Year (b)	
		Totals Paid		Reduction by Compromise		Amount Rejected		Total Settled During Current Year			24 Amount	26 Amount	28 Amount			
		14 Number of Pols/Certs	15 Amount	16 Number of Pols/Certs	17 Amount	18 Number of Pols/Certs	19 Amount	20 Number of Pols/Certs	21 Amount							
<b>Individual Life</b>																
1. Industrial																
2. Whole	102,002	20	55,809					20	55,809	78,389	10	51,000	(68)	(313,239)	3,133	17,728,767
3. Term																
4. Indexed																
5. Universal																
6. Universal with secondary guarantees																
7. Variable																
8. Variable universal																
9. Credit																
10. Other																
11. Total individual life	102,002	20	55,809					20	55,809	78,389	10	51,000	(68)	(313,239)	3,133	17,728,767
<b>Group Life</b>																
12. Whole																
13. Term																
14. Universal																
15. Variable																
16. Variable universal																
17. Credit																(a)
18. Other																
19. Total group life																
<b>Individual Annuities</b>																
20. Fixed										-	1	2,348	(11)	(217,842)	280	9,494,068
21. Indexed																
22. Variable with guarantees																
23. Variable without guarantees																
24. Life contingent payout																
25. Other																
26. Total individual annuities										-	1	2,348	(11)	(217,842)	280	9,494,068
<b>Group Annuities</b>																
27. Fixed																
28. Indexed																
29. Variable with guarantees																
30. Variable without guarantees																
31. Life contingent payout																
32. Other																
33. Total Group Annuities																
<b>Accident and Health</b>																
34. Comprehensive individual (d)		XXX	XXX	XXX	XXX	XXX	XXX	XXX	XXX	XXX						
35. Comprehensive group (d)		XXX	XXX	XXX	XXX	XXX	XXX	XXX	XXX	XXX						
36. Medicare supplement (d)		XXX	XXX	XXX	XXX	XXX	XXX	XXX	XXX	XXX						
37. Vision only (d)		XXX	XXX	XXX	XXX	XXX	XXX	XXX	XXX	XXX						
38. Dental only (d)		XXX	XXX	XXX	XXX	XXX	XXX	XXX	XXX	XXX						
39. Federal employees health benefits plan (d)		XXX	XXX	XXX	XXX	XXX	XXX	XXX	XXX	XXX						
40. Title XVIII Medicare (d)		XXX	XXX	XXX	XXX	XXX	XXX	XXX	XXX	XXX						
41. Title XIX Medicaid (d)		XXX	XXX	XXX	XXX	XXX	XXX	XXX	XXX	XXX						
42. Credit A&H		XXX	XXX	XXX	XXX	XXX	XXX	XXX	XXX	XXX						
43. Disability income (d)		XXX	XXX	XXX	XXX	XXX	XXX	XXX	XXX	XXX						
44. Long-term care (d)		XXX	XXX	XXX	XXX	XXX	XXX	XXX	XXX	XXX						
45. Other health (d)		XXX	XXX	XXX	XXX	XXX	XXX	XXX	XXX	XXX						
46. Total accident and health		XXX	XXX	XXX	XXX	XXX	XXX	XXX	XXX	XXX						
47. Total	102,002	20	55,809					20	55,809	78,389	11	53,348	(79)	(531,081)	3,413	27,222,835

24.GT.1

(a) Includes Group Credit Life Insurance Loans less than or equal to 60 months at issue, prior year \$, current year \$ Loans greater than 60 months at issue BUT NOT GREATER THAN 120 MONTHS prior year \$, current year \$  
 (b) Corporate Owned Life Insurance/BOLI: 1) Number of policies: 2) covering number of lives: 3) face amount: \$  
 (c) Deposit-Type Contract Considerations NOT included in Total Premiums and Annuities Considerations: Individual: \$ Group: \$ Total: \$  
 (d) For health business on indicated lines report: Number of persons insured under PPO managed care products and number of persons insured under indemnity only products  
 (e) For health premiums written: amount of Medicare Title XVIII exempt from state taxes or fees \$  
 (f) For health business report Direct Premiums Earned: Comprehensive Individual \$; Comprehensive Group \$; Medicare Supplement \$; Vision Only \$; Dental Only \$; Federal Employees Health Benefits Plan \$; Title XVIII Medicare \$; Title XIX Medicaid \$; Credit A&H \$; Disability Income \$; Long-term Care \$; Other Health \$

**FORM FOR CALCULATING THE INTEREST MAINTENANCE RESERVE**  
**INTEREST MAINTENANCE RESERVE**

		1
		Amount
1.	Reserve as of December 31, prior year.....	9,457
2.	Current year's realized pre-tax capital gains/(losses) of \$..... transferred into the reserve net of taxes of \$.....	
3.	Adjustment for current year's liability gains/(losses) released from the reserve.....	
4.	Balance before reduction for amount transferred to Summary of Operations (Line 1 + Line 2 + Line 3).....	9,457
5.	Current year's amortization released to Summary of Operations (Amortization, Line 1, Column 4).....	(5,676)
6.	Reserve as of December 31, current year (Line 4 minus Line 5).....	15,133

**AMORTIZATION**

Year of Amortization		1	2	3	4
		Reserve as of December 31, Prior Year	Current Year's Realized Capital Gains/(Losses) Transferred into the Reserve Net of Taxes	Adjustment for Current Year's Liability Gains/ (Losses) Released From the Reserve	Balance Before Reduction for Current Year's Amortization (Cols. 1+2+3)
1.	2025	(5,676)			(5,676)
2.	2026	(7,247)			(7,247)
3.	2027	(7,043)			(7,043)
4.	2028	(5,329)			(5,329)
5.	2029	(1,903)			(1,903)
6.	2030	2,184			2,184
7.	2031	5,207			5,207
8.	2032	6,117			6,117
9.	2033	5,947			5,947
10.	2034	4,900			4,900
11.	2035	3,587			3,587
12.	2036	2,693			2,693
13.	2037	1,769			1,769
14.	2038	938			938
15.	2039	542			542
16.	2040	367			367
17.	2041	173			173
18.	2042	188			188
19.	2043	377			377
20.	2044	456			456
21.	2045	381			381
22.	2046	292			292
23.	2047	232			232
24.	2048	166			166
25.	2049	106			106
26.	2050	32			32
27.	2051	-			-
28.	2052	-			-
29.	2053	-			-
30.	2054	-			-
31.	2055 and Later				
32.	Total (Lines 1 to 31)	9,457			9,457

**ASSET VALUATION RESERVE**

	Default Component			Equity Component			7 Total Amount (Cols. 3 + 6)
	1 Other Than Mortgage Loans	2 Mortgage Loans	3 Total (Cols. 1 + 2)	4 Common Stock	5 Real Estate and Other Invested Assets	6 Total (Cols. 4 + 5)	
1. Reserve as of December 31, prior year.....	294,698		294,698	55,299	6,276	61,575	356,273
2. Realized capital gains/(losses) net of taxes-General Account.....	(41,580)		(41,580)	(18,063)		(18,063)	(59,643)
3. Realized capital gains/(losses) net of taxes-Separate Accounts.....							
4. Unrealized capital gains/(losses) net of deferred taxes-General Account.....	(28,254)		(28,254)	24,146		24,146	(4,108)
5. Unrealized capital gains/(losses) net of deferred taxes-Separate Accounts.....							
6. Capital gains credited/(losses charged) to contract benefits, payments or reserves.....							
7. Basic contribution.....	59,069		59,069	-	-	-	59,069
8. Accumulated balances (Lines 1 through 5 - 6 + 7).....	283,934		283,934	61,382	6,276	67,658	351,592
9. Maximum reserve.....	263,690		263,690	58,962	6,001	64,963	328,652
10. Reserve objective.....	157,797		157,797	58,962	6,001	64,963	222,759
11. 20% of (Line 10 - Line 8).....	(25,227)		(25,227)	(484)	(55)	(539)	(25,766)
12. Balance before transfers (Lines 8 + 11).....	258,706		258,706	60,898	6,221	67,119	325,825
13. Transfers.....							
14. Voluntary contribution.....							
15. Adjustment down to maximum/up to zero.....	4,984		4,984	(1,936)	(220)	(2,156)	2,828
16. Reserve as of December 31, current year (Lines 12 + 13 + 14 + 15).....	263,690		263,690	58,962	6,001	64,963	328,653

**ASSET VALUATION RESERVE  
BASIC CONTRIBUTION, RESERVE OBJECTIVE AND MAXIMUM RESERVE CALCULATIONS  
DEFAULT COMPONENT**

Line Number	NAIC Designation	Description	1 Book / Adjusted Carrying Value	2 Reclassify Related Party Encumbrances	3 Add Third Party Encumbrances	4 Balance for AVR Reserve Calculations (Cols. 1+2+3)	Basic Contribution		Reserve Objective		Maximum Reserve	
							5 Factor	6 Amount (Cols. 4x5)	7 Factor	8 Amount (Cols. 4x7)	9 Factor	10 Amount (Cols. 4x9)
<b>LONG-TERM BONDS</b>												
1		Exempt Obligations		XXX	XXX		-		-		-	
2.1	1	NAIC Designation Category 1.A	286,609	XXX	XXX	286,609	0.0002	57	0.0007	201	0.0013	373
2.2	1	NAIC Designation Category 1.B	474,989	XXX	XXX	474,989	0.0004	190	0.0011	522	0.0023	1,092
2.3	1	NAIC Designation Category 1.C	125,000	XXX	XXX	125,000	0.0006	75	0.0018	225	0.0035	438
2.4	1	NAIC Designation Category 1.D	180,016	XXX	XXX	180,016	0.0007	126	0.0022	396	0.0044	792
2.5	1	NAIC Designation Category 1.E	625,266	XXX	XXX	625,266	0.0009	563	0.0027	1,688	0.0055	3,439
2.6	1	NAIC Designation Category 1.F	1,024,219	XXX	XXX	1,024,219	0.0011	1,127	0.0034	3,482	0.0068	6,965
2.7	1	NAIC Designation Category 1.G	2,724,605	XXX	XXX	2,724,605	0.0014	3,814	0.0042	11,443	0.0085	23,159
2.8		Subtotal NAIC 1 (2.1 + 2.2 + 2.3 + 2.4 + 2.5 + 2.6 + 2.7)	5,440,704	XXX	XXX	5,440,704	XXX	5,952	XXX	17,958	XXX	36,257
3.1	2	NAIC Designation Category 2.A	4,358,969	XXX	XXX	4,358,969	0.0021	9,154	0.0063	27,462	0.0105	45,769
3.2	2	NAIC Designation Category 2.B	5,932,246	XXX	XXX	5,932,246	0.0025	14,831	0.0076	45,085	0.0127	75,340
3.3	2	NAIC Designation Category 2.C	1,194,225	XXX	XXX	1,194,225	0.0036	4,299	0.0108	12,898	0.0180	21,496
3.4		Subtotal NAIC 2 (3.1 + 3.2 + 3.3)	11,485,440	XXX	XXX	11,485,440	XXX	28,284	XXX	85,444	XXX	142,605
4.1	3	NAIC Designation Category 3.A	341,898	XXX	XXX	341,898	0.0069	2,359	0.0183	6,257	0.0262	8,958
4.2	3	NAIC Designation Category 3.B	125,000	XXX	XXX	125,000	0.0099	1,238	0.0264	3,300	0.0377	4,713
4.3	3	NAIC Designation Category 3.C	47,780	XXX	XXX	47,780	0.0131	626	0.0350	1,672	0.0500	2,389
4.4		Subtotal NAIC 3 (4.1 + 4.2 + 4.3)	514,678	XXX	XXX	514,678	XXX	4,223	XXX	11,229	XXX	16,059
5.1	4	NAIC Designation Category 4.A		XXX	XXX		0.0184		0.0430		0.0615	
5.2	4	NAIC Designation Category 4.B		XXX	XXX		0.0238		0.0555		0.0793	
5.3	4	NAIC Designation Category 4.C	131,667	XXX	XXX	131,667	0.0310	4,082	0.0724	9,533	0.1034	13,614
5.4		Subtotal NAIC 4 (5.1 + 5.2 + 5.3)	131,667	XXX	XXX	131,667	XXX	4,082	XXX	9,533	XXX	13,614
6.1	5	NAIC Designation Category 5.A	301,136	XXX	XXX	301,136	0.0472	14,214	0.0846	25,476	0.1410	42,460
6.2	5	NAIC Designation Category 5.B		XXX	XXX		0.0663		0.1188		0.1980	
6.3	5	NAIC Designation Category 5.C		XXX	XXX		0.0836		0.1498		0.2496	
6.4		Subtotal NAIC 5 (6.1 + 6.2 + 6.3)	301,136	XXX	XXX	301,136	XXX	14,214	XXX	25,476	XXX	42,460
7	6	NAIC 6	1,488	XXX	XXX	1,488	0.0000	-	0.2370	353	0.2370	353
8		Intentionally left blank	XXX	XXX	XXX	XXX	XXX	XXX	XXX	XXX	XXX	XXX
9		Total long-term bonds (Sum of Lines 1+2.8+3.4+4.4+5.4+6.4+7)	17,875,113	XXX	XXX	17,875,113	XXX	56,754	XXX	149,993	XXX	251,349
<b>PREFERRED STOCKS</b>												
10	1	Highest quality	86,070	XXX	XXX	86,070	0.0005	43	0.0016	138	0.0033	284
11	2	High quality	996,729	XXX	XXX	996,729	0.0021	2,093	0.0064	6,379	0.0106	10,565
12	3	Medium quality	18,120	XXX	XXX	18,120	0.0099	179	0.0263	477	0.0376	681
13	4	Low quality		XXX	XXX		0.0245		0.0572		0.0817	
14	5	Lower quality		XXX	XXX		0.0630		0.1128		0.1880	
15	6	In or near default	3,420	XXX	XXX	3,420	0.0000	-	0.2370	811	0.2370	811
16		Affiliated life with AVR		XXX	XXX		0.0000		0.0000		0.0000	
17		Total preferred stocks (Sum of Lines 10 through 16)	1,104,339	XXX	XXX	1,104,339	XXX	2,316	XXX	7,804	XXX	12,341

**ASSET VALUATION RESERVE (CONTINUED)**  
**BASIC CONTRIBUTION, RESERVE OBJECTIVE AND MAXIMUM RESERVE CALCULATIONS**  
**DEFAULT COMPONENT**

Line Number	NAIC Designation	Description	1 Book / Adjusted Carrying Value	2 Reclassify Related Party Encumbrances	3 Add Third Party Encumbrances	4 Balance for AVR Reserve Calculations (Cols. 1+2+3)	Basic Contribution		Reserve Objective		Maximum Reserve	
							5 Factor	6 Amount (Cols. 4x5)	7 Factor	8 Amount (Cols. 4x7)	9 Factor	10 Amount (Cols. 4x9)
<b>SHORT-TERM BONDS</b>												
18		Exempt obligations.....		XXX	XXX		-		-		-	
19.1	1	NAIC Designation Category 1.A.....		XXX	XXX		0.0002		0.0007		0.0013	
19.2	1	NAIC Designation Category 1.B.....		XXX	XXX		0.0004		0.0011		0.0023	
19.3	1	NAIC Designation Category 1.C.....		XXX	XXX		0.0006		0.0018		0.0035	
19.4	1	NAIC Designation Category 1.D.....		XXX	XXX		0.0007		0.0022		0.0044	
19.5	1	NAIC Designation Category 1.E.....		XXX	XXX		0.0009		0.0027		0.0055	
19.6	1	NAIC Designation Category 1.F.....		XXX	XXX		0.0011		0.0034		0.0068	
19.7	1	NAIC Designation Category 1.G.....		XXX	XXX		0.0014		0.0042		0.0085	
19.8		Subtotal NAIC 1 (19.1 + 19.2 + 19.3 + 19.4 + 19.5 + 19.6 + 19.7).....		XXX	XXX		XXX		XXX		XXX	
20.1	2	NAIC Designation Category 2.A.....		XXX	XXX		0.0021		0.0063		0.0105	
20.2	2	NAIC Designation Category 2.B.....		XXX	XXX		0.0025		0.0076		0.0127	
20.3	2	NAIC Designation Category 2.C.....		XXX	XXX		0.0036		0.0108		0.0180	
20.4		Subtotal NAIC 2 (20.1 + 20.2 + 20.3).....		XXX	XXX		XXX		XXX		XXX	
21.1	3	NAIC Designation Category 3.A.....		XXX	XXX		0.0069		0.0183		0.0262	
21.2	3	NAIC Designation Category 3.B.....		XXX	XXX		0.0099		0.0264		0.0377	
21.3	3	NAIC Designation Category 3.C.....		XXX	XXX		0.0131		0.0350		0.0500	
21.4		Subtotal NAIC 3 (21.1 + 21.2 + 21.3).....		XXX	XXX		XXX		XXX		XXX	
22.1	4	NAIC Designation Category 4.A.....		XXX	XXX		0.0184		0.0430		0.0615	
22.2	4	NAIC Designation Category 4.B.....		XXX	XXX		0.0238		0.0555		0.0793	
22.3	4	NAIC Designation Category 4.C.....		XXX	XXX		0.0310		0.0724		0.1034	
22.4		Subtotal NAIC 4 (22.1 + 22.2 + 22.3).....		XXX	XXX		XXX		XXX		XXX	
23.1	5	NAIC Designation Category 5.A.....		XXX	XXX		0.0472		0.0846		0.1410	
23.2	5	NAIC Designation Category 5.B.....		XXX	XXX		0.0663		0.1188		0.1980	
23.3	5	NAIC Designation Category 5.C.....		XXX	XXX		0.0836		0.1498		0.2496	
23.4		Subtotal NAIC 5 (23.1 + 23.2 + 23.3).....		XXX	XXX		XXX		XXX		XXX	
24	6	NAIC 6.....		XXX	XXX		-		0.2370		0.2370	
25		Total short-term bonds (18 + 19.8 + 20.4 + 21.4 + 22.4 + 23.4 + 24).....		XXX	XXX		XXX		XXX		XXX	
<b>DERIVATIVE INSTRUMENTS</b>												
26		Exchange traded.....		XXX	XXX		0.0005		0.0016		0.0033	
27	1	Highest quality.....		XXX	XXX		0.0005		0.0016		0.0033	
28	2	High quality.....		XXX	XXX		0.0021		0.0064		0.0106	
29	3	Medium quality.....		XXX	XXX		0.0099		0.0263		0.0376	
30	4	Low quality.....		XXX	XXX		0.0245		0.0572		0.0817	
31	5	Lower quality.....		XXX	XXX		0.0630		0.1128		0.1880	
32	6	In or near default.....		XXX	XXX		-		0.2370		0.2370	
33		Total derivative instruments.....		XXX	XXX		XXX		XXX		XXX	
34		Total (Lines 9+ 17 + 25 + 33).....	18,979,452	XXX	XXX	18,979,452	XXX	59,069	XXX	157,797	XXX	263,690

**ASSET VALUATION RESERVE (CONTINUED)**  
**BASIC CONTRIBUTION, RESERVE OBJECTIVE AND MAXIMUM RESERVE CALCULATIONS**  
**DEFAULT COMPONENT**

Line Number	NAIC Designation	Description	1 Book / Adjusted Carrying Value	2 Reclassify Related Party Encumbrances	3 Add Third Party Encumbrances	4 Balance for AVR Reserve Calculations (Cols. 1+2+3)	Basic Contribution		Reserve Objective		Maximum Reserve	
							5 Factor	6 Amount (Cols. 4x5)	7 Factor	8 Amount (Cols. 4x7)	9 Factor	10 Amount (Cols. 4x9)
<b>MORTGAGE LOANS</b>												
In Good Standing:												
35		Farm mortgages – CM1 – highest quality			XXX		0.0011		0.0057		0.0074	
36		Farm mortgages – CM2 – high quality			XXX		0.0040		0.0114		0.0149	
37		Farm mortgages – CM3 – medium quality			XXX		0.0069		0.0200		0.0257	
38		Farm mortgages – CM4 – low medium quality			XXX		0.0120		0.0343		0.0428	
39		Farm mortgages – CM5 – low quality			XXX		0.0183		0.0486		0.0628	
40		Residential mortgages – insured or guaranteed			XXX		0.0003		0.0007		0.0011	
41		Residential mortgages – all other			XXX		0.0015		0.0034		0.0046	
42		Commercial mortgages – insured or guaranteed			XXX		0.0003		0.0007		0.0011	
43		Commercial mortgages – all other – CM1 – highest quality			XXX		0.0011		0.0057		0.0074	
44		Commercial mortgages – all other – CM2 – high quality			XXX		0.0040		0.0114		0.0149	
45		Commercial mortgages – all other – CM3 – medium quality			XXX		0.0069		0.0200		0.0257	
46		Commercial mortgages – all other – CM4 – low medium quality			XXX		0.0120		0.0343		0.0428	
47		Commercial Mortgages – all other – CM5 – low quality			XXX		0.0183		0.0486		0.0628	
Overdue, Not in Process:												
48		Farm mortgages			XXX		0.0480		0.0868		0.1371	
49		Residential mortgages – insured or guaranteed			XXX		0.0006		0.0014		0.0023	
50		Residential mortgages - all other			XXX		0.0029		0.0066		0.0103	
51		Commercial mortgages - insured or guaranteed			XXX		0.0006		0.0014		0.0023	
52		Commercial mortgages - all other			XXX		0.0480		0.0868		0.1371	
In Process of Foreclosure:												
53		Farm mortgages			XXX		–		0.1942		0.1942	
54		Residential mortgages - insured or guaranteed			XXX		–		0.0046		0.0046	
55		Residential mortgages - all other			XXX		–		0.0149		0.0149	
56		Commercial mortgages - insured or guaranteed			XXX		–		0.0046		0.0046	
57		Commercial mortgages - all other			XXX		–		0.1942		0.1942	
58		Total Schedule B mortgages (Sum of Lines 35 through 57)			XXX		XXX		XXX		XXX	

**ASSET VALUATION RESERVE  
BASIC CONTRIBUTION, RESERVE OBJECTIVE AND MAXIMUM RESERVE CALCULATIONS  
EQUITY AND OTHER INVESTED ASSET COMPONENT**

Line Number	NAIC Designation	Description	1 Book / Adjusted Carrying Value	2 Reclassify Related Party Encumbrances	3 Add Third Party Encumbrances	4 Balance for AVR Reserve Calculations (Cols. 1+2+3)	Basic Contribution		Reserve Objective		Maximum Reserve	
							5 Factor	6 Amount (Cols. 4x5)	7 Factor	8 Amount (Cols. 4x7)	9 Factor	10 Amount (Cols. 4x9)
<b>COMMON STOCK</b>												
1		Unaffiliated public	294,809	.XXX	.XXX	294,809	-	-	0.2000 (a)	58,962	0.2000 (a)	58,962
2		Unaffiliated private		.XXX	.XXX		-	-	0.1945		0.1945	
3		Federal Home Loan Bank		.XXX	.XXX		-	-	0.0061		0.0097	
4		Affiliated life with AVR		.XXX	.XXX		-	-	-	-	-	-
Affiliated Investment Subsidiary:												
5		Fixed income exempt obligations					.XXX		.XXX		.XXX	
6		Fixed income highest quality					.XXX		.XXX		.XXX	
7		Fixed income high quality					.XXX		.XXX		.XXX	
8		Fixed income medium quality					.XXX		.XXX		.XXX	
9		Fixed income low quality					.XXX		.XXX		.XXX	
10		Fixed income lower quality					.XXX		.XXX		.XXX	
11		Fixed income in or near default					.XXX		.XXX		.XXX	
12		Unaffiliated common stock public					-	-	(a)		(a)	
13		Unaffiliated common stock private					-	-	0.1945		0.1945	
14		Real estate					(b)		(b)		(b)	
15		Affiliated-certain other (See SVO Purposes & Procedures Manual)		.XXX	.XXX		-	-	0.1580		0.1580	
16		Affiliated - all other		.XXX	.XXX		-	-	0.1945		0.1945	
17		Total common stock (Sum of Lines 1 through 16)	294,809			294,809	.XXX	-	.XXX	58,962	.XXX	58,962
<b>REAL ESTATE</b>												
18		Home office property (General Account only)	65,798			65,798	-	-	0.0912	6,001	0.0912	6,001
19		Investment properties					-	-	0.0912		0.0912	
20		Properties acquired in satisfaction of debt					-	-	0.1337		0.1337	
21		Total real estate (Sum of Lines 18 through 20)	65,798			65,798	.XXX	-	.XXX	6,001	.XXX	6,001
<b>OTHER INVESTED ASSETS INVESTMENTS WITH THE UNDERLYING CHARACTERISTICS OF BONDS</b>												
22		Exempt obligations		.XXX	.XXX		-	-	-	-	-	-
23	1	Highest quality		.XXX	.XXX		0.0005		0.0016		0.0033	
24	2	High quality		.XXX	.XXX		0.0021		0.0064		0.0106	
25	3	Medium quality		.XXX	.XXX		0.0099		0.0263		0.0376	
26	4	Low quality		.XXX	.XXX		0.0245		0.0572		0.0817	
27	5	Lower quality		.XXX	.XXX		0.0630		0.1128		0.1880	
28	6	In or near default		.XXX	.XXX		-	-	0.2370		0.2370	
29		Total with bond characteristics (Sum of Lines 22 through 28)		.XXX	.XXX		.XXX	-	.XXX	-	.XXX	-

**ASSET VALUATION RESERVE  
BASIC CONTRIBUTION, RESERVE OBJECTIVE AND MAXIMUM RESERVE CALCULATIONS  
EQUITY AND OTHER INVESTED ASSET COMPONENT**

Line Number	NAIC Designation	Description	1 Book / Adjusted Carrying Value	2 Reclassify Related Party Encumbrances	3 Add Third Party Encumbrances	4 Balance for AVR Reserve Calculations (Cols. 1+2+3)	Basic Contribution		Reserve Objective		Maximum Reserve	
							5 Factor	6 Amount (Cols. 4x5)	7 Factor	8 Amount (Cols. 4x7)	9 Factor	10 Amount (Cols. 4x9)
<b>INVESTMENTS WITH THE UNDERLYING CHARACTERISTICS OF PREFERRED STOCKS</b>												
30	1	Highest quality.....		XXX	XXX		0.0005		0.0016		0.0033	
31	2	High quality.....		XXX	XXX		0.0021		0.0064		0.0106	
32	3	Medium quality.....		XXX	XXX		0.0099		0.0263		0.0376	
33	4	Low quality.....		XXX	XXX		0.0245		0.0572		0.0817	
34	5	Lower quality.....		XXX	XXX		0.0630		0.1128		0.1880	
35	6	In or near default.....		XXX	XXX		-	-	0.2370		0.2370	
36		Affiliated life with AVR.....		XXX	XXX		-	-	-		-	-
37		Total with preferred stock characteristics (Sum of Lines 30 through 36)		XXX	XXX		XXX	-	XXX	-	XXX	-
<b>INVESTMENTS WITH THE UNDERLYING CHARACTERISTICS OF MORTGAGE LOANS</b>												
In Good Standing Affiliated:												
38		Mortgages - CM1 - highest quality.....			XXX		0.0011		0.0057		0.0074	
39		Mortgages - CM2 - high quality.....			XXX		0.0040		0.0114		0.0149	
40		Mortgages - CM3 - medium quality.....			XXX		0.0069		0.0200		0.0257	
41		Mortgages - CM4 - low medium quality.....			XXX		0.0120		0.0343		0.0428	
42		Mortgages - CM5 - low quality.....			XXX		0.0183		0.0486		0.0628	
43		Residential mortgages - insured or guaranteed.....			XXX		0.0003		0.0007		0.0011	
44		Residential mortgages - all other.....		XXX	XXX		0.0015		0.0034		0.0046	
45		Commercial mortgages - insured or guaranteed.....			XXX		0.0003		0.0007		0.0011	
Overdue, Not in Process Affiliated:												
46		Farm mortgages.....			XXX		0.0480		0.0868		0.1371	
47		Residential mortgages - insured or guaranteed.....			XXX		0.0006		0.0014		0.0023	
48		Residential mortgages - all other.....			XXX		0.0029		0.0066		0.0103	
49		Commercial mortgages - insured or guaranteed.....			XXX		0.0006		0.0014		0.0023	
50		Commercial mortgages -- all other.....			XXX		0.0480		0.0868		0.1371	
In Process of Foreclosure Affiliated:												
51		Farm mortgages.....			XXX		-	-	0.1942		0.1942	
52		Residential mortgages - insured or guaranteed.....			XXX		-	-	0.0046		0.0046	
53		Residential mortgages - all other.....			XXX		-	-	0.0149		0.0149	
54		Commercial mortgages - insured or guaranteed.....			XXX		-	-	0.0046		0.0046	
55		Commercial mortgages - all other.....			XXX		-	-	0.1942		0.1942	
56		Total affiliated (Sum of Lines 38 through 55)			XXX		XXX	-	XXX		XXX	
57		Unaffiliated - in good standing with covenants.....			XXX		(c)		(c)		(c)	
58		Unaffiliated - in good standing defeased With government securities.....			XXX		0.0011		0.0057		0.0074	
59		Unaffiliated - in good standing primarily senior.....			XXX		0.0040		0.0114		0.0149	
60		Unaffiliated - in good standing all other.....			XXX		0.0069		0.0200		0.0257	
61		Unaffiliated - overdue, not in process.....			XXX		0.0480		0.0868		0.1371	
62		Unaffiliated - in process of foreclosure.....			XXX		-	-	0.1942		0.1942	
63		Total unaffiliated (Sum of Lines 57 through 62)			XXX		XXX	-	XXX		XXX	
64		Total with mortgage loan characteristics (Lines 56 + 63)			XXX		XXX	-	XXX		XXX	

**ASSET VALUATION RESERVE (CONTINUED)**  
**BASIC CONTRIBUTION, RESERVE OBJECTIVE AND MAXIMUM RESERVE CALCULATIONS**  
**EQUITY AND OTHER INVESTED ASSET COMPONENT**

Line Number	NAIC Designation	Description	1 Book / Adjusted Carrying Value	2 Reclassify Related Party Encumbrances	3 Add Third Party Encumbrances	4 Balance for AVR Reserve Calculations (Cols. 1+2+3)	Basic Contribution		Reserve Objective		Maximum Reserve	
							5 Factor	6 Amount (Cols. 4x5)	7 Factor	8 Amount (Cols. 4x7)	9 Factor	10 Amount (Cols. 4x9)
<b>INVESTMENTS WITH THE UNDERLYING CHARACTERISTICS OF COMMON STOCK</b>												
65		Unaffiliated public		XXX	XXX		-	-	(a)		(a)	
66		Unaffiliated private		XXX	XXX		-	-	0.1945		0.1945	
67		Affiliated life with AVR		XXX	XXX		-	-	-		-	
68		Affiliated certain other (See SVO Purposes & Procedures Manual)		XXX	XXX		-	-	0.1580		0.1580	
69		Affiliated other - all other		XXX	XXX		-	-	0.1945		0.1945	
70		Total with common stock characteristics (Sum of Lines 65 through 69)		XXX	XXX		XXX	-	XXX		XXX	
<b>INVESTMENTS WITH THE UNDERLYING CHARACTERISTICS OF REAL ESTATE</b>												
71		Home office property (General Account only)					-	-	0.0912		0.0912	
72		Investment properties					-	-	0.0912		0.0912	
73		Properties acquired in satisfaction of debt					-	-	0.1337		0.1337	
74		Total with real estate characteristics (Sum of Lines 71 through 73)					XXX	-	XXX		XXX	
<b>INVESTMENTS IN TAX CREDIT STRUCTURES</b>												
75		Yield guaranteed state tax credit investments					0.0003		0.0006		0.0010	
76		Qualifying federal tax credit investments					0.0063		0.0120		0.0190	
77		Qualifying state tax credit investments					0.0063		0.0120		0.0190	
78		Other tax credit investments					0.0273		0.0600		0.0975	
79		Total tax credit investments (Sum of Lines 75 through 78)					XXX		XXX		XXX	
<b>RESIDUAL TRANCHES OR INTERESTS</b>												
80		Bonds – unaffiliated		XXX	XXX		-	-	0.1580		0.1580	
81		Bonds – affiliated		XXX	XXX		-	-	0.1580		0.1580	
82		Common stock – unaffiliated		XXX	XXX		-	-	0.1580		0.1580	
83		Common stock – affiliated		XXX	XXX		-	-	0.1580		0.1580	
84		Preferred stock – unaffiliated		XXX	XXX		-	-	0.1580		0.1580	
85		Preferred stock – affiliated		XXX	XXX		-	-	0.1580		0.1580	
86		Real estate – unaffiliated					-	-	0.1580		0.1580	
87		Real estate – affiliated					-	-	0.1580		0.1580	
88		Mortgage loans – unaffiliated		XXX	XXX		-	-	0.1580		0.1580	
89		Mortgage loans – affiliated		XXX	XXX		-	-	0.1580		0.1580	
90		Other – unaffiliated		XXX	XXX		-	-	0.1580		0.1580	
91		Other – affiliated		XXX	XXX		-	-	0.1580		0.1580	
92		Total residual tranches or interests (Sum of Lines 80 through 91)					XXX	-	XXX		XXX	
<b>SURPLUS NOTES AND CAPITAL NOTES</b>												
93	1	Highest quality		XXX	XXX		0.0005		0.0016		0.0033	
94	2	High quality		XXX	XXX		0.0021		0.0064		0.0106	
95	3	Medium quality		XXX	XXX		0.0099		0.0263		0.0376	
96	4	Low quality		XXX	XXX		0.0245		0.0572		0.0817	
97	5	Lower quality		XXX	XXX		0.0630		0.1128		0.1880	
98	6	In or near default		XXX	XXX		-	-	0.2370		0.2370	
99		Total surplus notes and capital notes (Sum of Lines 93 through 98)		XXX	XXX		XXX	-	XXX		XXX	
<b>ALL OTHER INVESTMENTS</b>												
100		NAIC 1 working capital finance investments					-	-	0.0042		0.0042	
101		NAIC 2 working capital finance investments					-	-	0.0137		0.0137	
102		Other invested assets - Schedule BA					-	-	0.1580		0.1580	
103		Other short-term invested assets - Schedule DA					-	-	0.1580		0.1580	
104		Total all other (Sum of Lines 100 through 103)					XXX	-	XXX		XXX	
105		Total other invested assets - Schedules BA & DA (Sum of Lines 29, 37, 64, 70, 74, 79, 92, 99 and 104)					XXX	-	XXX		XXX	

(a) Times the company's weighted average portfolio beta (Minimum .1215, Maximum .2431).

(b) Determined using same factors and breakdowns used for directly owned real estate.

(c) This will be the factor amount associated with the risk category determined in the company generated worksheet.

**ASSET VALUATION RESERVE  
BASIC CONTRIBUTION, RESERVE OBJECTIVE AND MAXIMUM RESERVE CALCULATIONS  
REPLICATIONS (SYNTHETIC) ASSETS**

1	2	3	4	5	6	7	8	9
RSAT Number	Type	CUSIP	Description of Asset(s)	NAIC Designation or Other Description of Asset	Value of Asset	AVR Basic Contribution	AVR Reserve Objective	AVR Maximum Reserve
0599999 – Totals								

NONE

**SCHEDULE F**

Showing all claims for death losses and all other contract claims resisted or compromised during the year, and all claims for death losses and all other contract claims resisted December 31 of current year

1	2	3	4	5	6	7	8
Contract Numbers	Claim Numbers	State of Residence of Claimant	Year of Claim for Death or Disability	Amount Claimed	Amount Paid During the Year	Amount Resisted Dec. 31 of Current Year	Why Compromised or Resisted
5399999 – Totals							XXX

**NONE**

(38) Schedule H - Part 1

**NONE**

(38) Write-Ins for Line 11

**NONE**

(39) Schedule H - Part 2 - Reserves and Liabilities

**NONE**

(39) Schedule H - Part 3 - Test of Prior Year's Claim Reserves and Liabilities

**NONE**

(39) Schedule H - Part 4 - Reinsurance

**NONE**

(40) Schedule H - Part 5

**NONE**

(41) Schedule S - Part 1 - Section 1

**NONE**

(42) Schedule S - Part 1 - Section 2

**NONE**

(43) Schedule S - Part 2

**NONE**

**SCHEDULE S - PART 3 - SECTION 1**

Reinsurance Ceded Life Insurance, Annuities, Deposit Funds and Other Liabilities

Without Life or Disability Contingencies, and Related Benefits Listed by Reinsuring Company as of December 31, Current Year

1 NAIC Company Code	2 ID Number	3 Effective Date	4 Name of Company	5 Domiciliary Jurisdiction	6 Type of Reinsurance Ceded	7 Type of Business Ceded	8 Amount in Force at End of Year	Reserve Credit Taken		11 Premiums	Outstanding Surplus Relief		14 Modified Coinsurance Reserve	15 Funds Withheld Under Coinsurance
								9 Current Year	10 Prior Year		12 Current Year	13 Prior Year		
<b>General Account, Authorized, Affiliates, U.S., Captive</b>														
88099	75-1608507	06/17/1995	Optimum Re	TX	YRT/I	OL	294,168			742				
0199999 – General Account, Authorized, Affiliates, U.S., Captive							294,168			742				
0399999 – General Account, Authorized, Affiliates, U.S., Total							294,168			742				
0799999 – General Account, Authorized, Total Authorized Affiliates							294,168			742				
1199999 – Total General Account Authorized							294,168			742				
4599999 – Total General Account Authorized, Unauthorized, Reciprocal Jurisdiction and Certified							294,168			742				
9199999 – Total U.S.							294,168			742				
9999999 – Total (Sum of 4599999 and 9099999)							294,168			742				

(45) Schedule S - Part 3 - Section 2

**NONE**

(46) Schedule S - Part 4

**NONE**

(46) Schedule S - Part 4 - Bank Information

**NONE**

(47) Schedule S - Part 5

**NONE**

(47) Schedule S - Part 5 - Bank Information

**NONE**

**SCHEDULE S - PART 6**  
 Five-Year Exhibit of Reinsurance Ceded Business  
 (\$000 Omitted)

	1	2	3	4	5
	2025	2024	2023	2022	2021
<b>A. OPERATIONS ITEMS</b>					
1. Premiums and annuity considerations for life and accident and health contracts.....	1	1	1	-	-
2. Commissions and reinsurance expense allowances.....					
3. Contract claims.....					
4. Surrender benefits and withdrawals for life contracts.....					
5. Dividends to policyholders and refunds to members.....					
6. Reserve adjustments on reinsurance ceded.....					
7. Increase in aggregate reserves for life and accident and health contracts.....					
<b>B. BALANCE SHEET ITEMS</b>					
8. Premiums and annuity considerations for life and accident and health contracts deferred and uncollected.....					
9. Aggregate reserves for life and accident and health contracts.....				-	
10. Liability for deposit-type contracts.....					
11. Contract claims unpaid.....					
12. Amounts recoverable on reinsurance.....					
13. Experience rating refunds due or unpaid.....					
14. Policyholders' dividends and refunds to members (not included in Line 10).....					
15. Commissions and reinsurance expense allowances due.....					
16. Unauthorized reinsurance offset.....					
17. Offset for reinsurance with certified reinsurers.....					
<b>C. UNAUTHORIZED REINSURANCE (DEPOSITS BY AND FUNDS WITHHELD FROM)</b>					
18. Funds deposited by and withheld from (F).....					
19. Letters of credit (L).....					
20. Trust agreements (T).....					
21. Other (O).....					
<b>D. REINSURANCE WITH CERTIFIED REINSURERS (DEPOSITS BY AND FUNDS WITHHELD FROM)</b>					
22. Multiple Beneficiary Trust.....					
23. Funds deposited by and withheld from (F).....					
24. Letters of credit (L).....					
25. Trust agreements (T).....					
26. Other (O).....					

**SCHEDULE S - PART 7**

Restatement of Balance Sheet to Identify Net Credit for Ceded Reinsurance

	1	2	3
	As Reported (net of ceded)	Restatement Adjustments	Restated (gross of ceded)
<b>ASSETS (Page 2, Col. 3)</b>			
1. Cash and invested assets (Line 12)	19,537,618		19,537,618
2. Reinsurance (Line 16)			
3. Premiums and considerations (Line 15)	1,147		1,147
4. Net credit for ceded reinsurance	XXX		
5. All other admitted assets (balance)	284,452		284,452
6. Total assets excluding Separate Accounts (Line 26)	19,823,217		19,823,217
7. Separate Account assets (Line 27)			
8. Total assets (Line 28)	19,823,217		19,823,217
<b>LIABILITIES, CAPITAL AND SURPLUS (Page 3)</b>			
9. Contract reserves (Lines 1 and 2)	16,138,161		16,138,161
10. Liability for deposit-type contracts (Line 3)	124,797		124,797
11. Claim reserves (Line 4)	52,899		52,899
12. Policyholder dividends/member refunds/reserves (Lines 5 through 7)	125,000		125,000
13. Premium & annuity considerations received in advance (Line 8)	520		520
14. Other contract liabilities (Line 9)	15,133		15,133
15. Reinsurance in unauthorized companies (Line 24.02 minus inset amount)			
16. Funds held under reinsurance treaties with unauthorized reinsurers (Line 24.03 minus inset amount)			
17. Reinsurance with Certified Reinsurers (Line 24.02 inset amount)			
18. Funds held under reinsurance treaties with Certified Reinsurers (Line 24.03 inset amount)			
19. All other liabilities (balance)	435,674		435,674
20. Total liabilities excluding Separate Accounts (Line 26)	16,892,184		16,892,184
21. Separate Account liabilities (Line 27)			
22. Total liabilities (Line 28)	16,892,184		16,892,184
23. Capital & surplus (Line 38)	2,931,033	XXX	2,931,033
24. Total liabilities, capital & surplus (Line 39)	19,823,217		19,823,217
<b>NET CREDIT FOR CEDED REINSURANCE</b>			
25. Contract reserves		XXX	XXX
26. Claim reserves		XXX	XXX
27. Policyholder dividends/reserves		XXX	XXX
28. Premium & annuity considerations received in advance		XXX	XXX
29. Liability for deposit-type contracts		XXX	XXX
30. Other contract liabilities		XXX	XXX
31. Reinsurance ceded assets		XXX	XXX
32. Other ceded reinsurance recoverables		XXX	XXX
33. Total ceded reinsurance recoverables		XXX	XXX
34. Premiums and considerations		XXX	XXX
35. Reinsurance in unauthorized companies		XXX	XXX
36. Funds held under reinsurance treaties with unauthorized reinsurers		XXX	XXX
37. Reinsurance with Certified Reinsurers		XXX	XXX
38. Funds held under reinsurance treaties with Certified Reinsurers		XXX	XXX
39. Other ceded reinsurance payables/offsets		XXX	XXX
40. Total ceded reinsurance payable/offsets		XXX	XXX
41. Total net credit for ceded reinsurance		XXX	XXX

(50) Schedule S - Part 8

**NONE**

(51) Schedule S - Part 8

**NONE**

(52) Schedule S - Part 8

**NONE**

(53) Schedule S - Part 8

**NONE**

(54) Schedule S - Part 8

**NONE**

(55) Schedule S - Part 8

**NONE**

**SCHEDULE T – PART 2**  
 INTERSTATE COMPACT – EXHIBIT OF PREMIUMS WRITTEN  
 Allocated By States And Territories

States, Etc.		Direct Business Only					Totals
		1 Life (Group and Individual)	2 Annuities (Group and Individual)	3 Disability Income (Group and Individual)	4 Long-Term Care (Group and Individual)	5 Deposit-Type Contracts	
1.	Alabama	AL					
2.	Alaska	AK					
3.	Arizona	AZ					
4.	Arkansas	AR					
5.	California	CA					
6.	Colorado	CO					
7.	Connecticut	CT					
8.	Delaware	DE					
9.	District of Columbia	DC					
10.	Florida	FL					
11.	Georgia	GA					
12.	Hawaii	HI					
13.	Idaho	ID					
14.	Illinois	IL	3,957	1,350			5,307
15.	Indiana	IN					
16.	Iowa	IA	1,929				1,929
17.	Kansas	KS					
18.	Kentucky	KY					
19.	Louisiana	LA					
20.	Maine	ME					
21.	Maryland	MD					
22.	Massachusetts	MA					
23.	Michigan	MI	–	21,000			21,000
24.	Minnesota	MN	219				219
25.	Mississippi	MS					
26.	Missouri	MO					
27.	Montana	MT					
28.	Nebraska	NE					
29.	Nevada	NV					
30.	New Hampshire	NH					
31.	New Jersey	NJ					
32.	New Mexico	NM					
33.	New York	NY	1,474				1,474
34.	North Carolina	NC					
35.	North Dakota	ND					
36.	Ohio	OH	20,585	14,473			35,058
37.	Oklahoma	OK					
38.	Oregon	OR					
39.	Pennsylvania	PA					
40.	Rhode Island	RI					
41.	South Carolina	SC					
42.	South Dakota	SD					
43.	Tennessee	TN					
44.	Texas	TX					
45.	Utah	UT					
46.	Vermont	VT					
47.	Virginia	VA					
48.	Washington	WA					
49.	West Virginia	WV					
50.	Wisconsin	WI					
51.	Wyoming	WY					
52.	American Samoa	AS					
53.	Guam	GU					
54.	Puerto Rico	PR					
55.	U.S. Virgin Islands	VI					
56.	Northern Mariana Islands	MP					
57.	Canada	CAN					
58.	Aggregate other alien	OT					
59.	Totals		28,164	36,823			64,987

(59) Schedule Y - Part 1A - Details of Insurance Holding Company System

**NONE**

(59) Schedule Y - Part 1A - Explanation

**NONE**

(60) Schedule Y - Part 2

**NONE**

(61) Schedule Y - Part 3

**NONE**

**SUPPLEMENTAL EXHIBIT AND SCHEDULE INTERROGATORIES****REQUIRED FILINGS**

The following supplemental reports are required to be filed as part of your statement filing unless specifically waived by the domiciliary state. However, in the event that your domiciliary state waives the filing requirement, your response of **WAIVED** to the specific interrogatory will be accepted in lieu of filing a "NONE" report and a bar code will be printed below. If the supplement is required of your company but is not being filed for whatever reason, enter **SEE EXPLANATION** and provide an explanation following the interrogatory questions.

	Response
<b>March Filing</b>	
1. Will the Supplemental Compensation Exhibit be filed with the state of domicile by March 1?.....	YES.....
2. Will the confidential Risk-based Capital Report be filed with the NAIC by March 1?.....	YES.....
3. Will the confidential Risk-based Capital Report be filed with the state of domicile, if required, by March 1?.....	YES.....
4. Will an Actuarial Opinion be filed by March 1?.....	YES.....
<b>April Filing</b>	
5. Will Management's Discussion and Analysis be filed by April 1?.....	YES.....
6. Will the Life, Health & Annuity Guaranty Association Assessable Premium Exhibit – Parts 1 and 2 be filed with the state of domicile and the NAIC by April 1? (Not applicable to fraternal benefit societies).....	NO.....
7. Will the Supplemental Investment Risks Interrogatories be filed by April 1?.....	YES.....
<b>June Filing</b>	
8. Will an Audited Financial Report be filed by June 1?.....	YES.....
9. Will Accountants Letter of Qualifications be filed with the state of domicile and electronically with the NAIC by June 1?.....	YES.....

**SUPPLEMENTAL FILINGS**

The following supplemental reports are required to be filed as part of your statement filing **if your company is engaged in the type of business covered by the supplement. However, in the event that your company does not transact the type of business for which the special report must be filed, your response of NO to the specific interrogatory will be accepted in lieu of filing a "NONE" report and a bar code will be printed below.** If the supplement is required of your company but is not being filed for whatever reason, enter **SEE EXPLANATION** and provide an explanation following the interrogatory questions.



























<b>March Filing</b>	
10. Will Schedule SIS (Stockholder Information Supplement) be filed with the state of domicile by March 1? (Not applicable to fraternal benefit societies).....	NO.....
11. Will the Medicare Supplement Insurance Experience Exhibit be filed with the state of domicile and the NAIC by March 1?.....	NO.....
12. Will the Trusteed Surplus Statement be filed with the state of domicile and the NAIC by March 1?.....	NO.....
13. Will the actuarial opinion on participating and non-participating policies as required in Interrogatories 1 and 2 to Exhibit 5 be filed with the state of domicile and electronically with the NAIC by March 1?.....	YES.....
14. Will the actuarial opinion on non-guaranteed elements as required in interrogatory #3 to Exhibit 5 be filed with the state of domicile and electronically with the NAIC by March 1?.....	YES.....
15. Will the actuarial opinion on X-Factors be filed with the state of domicile and electronically with the NAIC by March 1?.....	NO.....
16. Will the actuarial opinion on Separate Accounts Funding Guaranteed Minimum Benefit be filed with the state of domicile and electronically with the NAIC by March 1?.....	NO.....
17. Will the actuarial opinion on Synthetic Guaranteed Investment Contracts be filed with the state of domicile and electronically with the NAIC by March 1?.....	NO.....
18. Will the Reasonableness of Assumptions Certification required by Actuarial Guideline XXXV be filed with the state of domicile and electronically with the NAIC by March 1?.....	YES.....
19. Will the Reasonableness and Consistency of Assumptions Certification required by Actuarial Guideline XXXV be filed with the state of domicile and electronically with the NAIC by March 1?.....	NO.....
20. Will the Reasonableness of Assumptions Certification for Implied Guaranteed Rate Method required by Actuarial Guideline XXXVI be filed with the state of domicile and electronically with the NAIC by March 1?.....	NO.....
21. Will the Reasonableness and Consistency of Assumptions Certification required by Actuarial Guideline XXXVI (Updated Average Market Value) be filed with the state of domicile and electronically with the NAIC by March 1?.....	NO.....
22. Will the Reasonableness and Consistency of Assumptions Certification required by Actuarial Guideline XXXVI (Updated Market Value) be filed with the state of domicile and electronically with the NAIC by March 1?.....	NO.....
23. Will the C-3 RBC Certifications required under C-3 Phase I be filed with the state of domicile and electronically with the NAIC by March 1?.....	NO.....
24. Will the C-3 RBC Certifications required under C-3 Phase II be filed with the state of domicile and electronically with the NAIC by March 1?.....	NO.....
25. Will the Actuarial Certifications Related to Annuity Nonforfeiture Ongoing Compliance for Equity Indexed Annuities be filed with the state of domicile and electronically with the NAIC by March 1?.....	NO.....
26. Will the actuarial opinion required by the Modified Guaranteed Annuity Model Regulation be filed with the state of domicile and electronically with the NAIC by March 1?.....	NO.....
27. Will the Actuarial Certification regarding the use of 2001 Preferred Class Tables required by the Model Regulation Permitting the Recognition of Preferred Mortality Tables for Use in Determining Minimum Reserve Liabilities be filed with the state of domicile and electronically with the NAIC by March 1?.....	NO.....
28. Will the Workers' Compensation Carve-Out Supplement be filed by March 1? (Not applicable to fraternal benefit societies).....	NO.....
29. Will Supplemental Schedule O be filed with the state of domicile and the NAIC by March 1?.....	NO.....
30. Will the Medicare Part D Coverage Supplement be filed with the state of domicile and the NAIC by March 1?.....	NO.....
31. Will an approval from the reporting entity's state of domicile for relief related to the five-year rotation requirement for lead audit partner be filed electronically with the NAIC by March 1?.....	NO.....
32. Will an approval from the reporting entity's state of domicile for relief related to the one-year cooling off period for independent CPA be filed electronically with the NAIC by March 1?.....	NO.....
33. Will an approval from the reporting entity's state of domicile for relief related to the Requirements for Audit Committees be filed electronically with the NAIC by March 1?.....	NO.....
34. Will the VM-20 Reserves Supplement be filed with the state of domicile and the NAIC by March 1?.....	NO.....
35. Will the Health Supplement be filed with the state of domicile and the NAIC by March 1?.....	NO.....
36. Will the Market Conduct Annual Statement (MCAS) Premium exhibit for the Year be filed with appropriate jurisdictions and with the NAIC by March 1?.....	NO.....
<b>April Filing</b>	
37. Will the confidential Regulatory Asset Adequacy Issues Summary (RAAIS) required by the Valuation Manual be filed with the state of domicile by April 1?.....	YES.....
38. Will the Long-Term Care Experience Reporting Forms be filed with the state of domicile and the NAIC by April 1?.....	NO.....
39. Will the Credit Insurance Experience Exhibit be filed with the state of domicile and the NAIC by April 1? (Not applicable to fraternal benefit societies).....	NO.....

SUPPLEMENTAL EXHIBIT AND SCHEDULE INTERROGATORIES


	Response
40. Will the Accident and Health Policy Experience Exhibit be filed by April 1?	NO
41. Will the Supplemental Health Care Exhibit (Parts 1 and 2) be filed with the state of domicile and the NAIC by April 1?	NO
42. Will the confidential Actuarial Memorandum required by Actuarial Guideline XXXVIII 8D be filed with the state of domicile by April 30?	NO
43. Will the Supplemental Term and Universal Life Insurance Reinsurance Exhibit be filed with the state of domicile and the NAIC by April 1?	NO
44. Will the Variable Annuities Supplement be filed with the state of domicile and the NAIC by April 1?	NO
45. Will the confidential Executive Summary of the PBR Actuarial Report be filed with the state of domicile by April 1?	YES
46. Will the confidential Life Summary of the PBR Actuarial Report be filed with the state of domicile by April 1?	YES
47. Will the confidential Variable Annuities Summary of the PBR Actuarial Report be filed with the state of domicile by April 1?	YES

August Filing

48. Will Management's Report of Internal Control Over Financial Reporting be filed with the state of domicile by August 1?	YES
--	-----

Explanation	Barcode
1.	
2.	
3.	
4.	
5.	
6.	 5 6 3 2 4 2 0 2 5 2 9 0 0 0 0 0 0
7.	
8.	
9.	
10. The data for this supplement is not required to be filed.	 5 6 3 2 4 2 0 2 5 4 2 0 0 0 0 0 0
11. The data for this supplement is not required to be filed.	 5 6 3 2 4 2 0 2 5 3 6 0 0 0 0 0 0
12. The data for this supplement is not required to be filed.	 5 6 3 2 4 2 0 2 5 4 9 0 0 0 0 0 0
13.	
14.	
15. The data for this supplement is not required to be filed.	 5 6 3 2 4 2 0 2 5 4 4 2 0 0 0 0 0
16. The data for this supplement is not required to be filed.	 5 6 3 2 4 2 0 2 5 4 4 3 0 0 0 0 0
17. The data for this supplement is not required to be filed.	 5 6 3 2 4 2 0 2 5 4 4 4 0 0 0 0 0
18. The data for this supplement is not required to be filed.	
19. The data for this supplement is not required to be filed.	 5 6 3 2 4 2 0 2 5 4 4 6 0 0 0 0 0
20. The data for this supplement is not required to be filed.	 5 6 3 2 4 2 0 2 5 4 4 7 0 0 0 0 0
21. The data for this supplement is not required to be filed.	 5 6 3 2 4 2 0 2 5 4 4 8 0 0 0 0 0
22. The data for this supplement is not required to be filed.	 5 6 3 2 4 2 0 2 5 4 4 9 0 0 0 0 0
23. The data for this supplement is not required to be filed.	 5 6 3 2 4 2 0 2 5 4 5 0 0 0 0 0 0
24. The data for this supplement is not required to be filed.	 5 6 3 2 4 2 0 2 5 4 5 1 0 0 0 0 0
25. The data for this supplement is not required to be filed.	 5 6 3 2 4 2 0 2 5 4 5 2 0 0 0 0 0
26. The data for this supplement is not required to be filed.	 5 6 3 2 4 2 0 2 5 4 5 3 0 0 0 0 0
27. The data for this supplement is not required to be filed.	 5 6 3 2 4 2 0 2 5 4 5 4 0 0 0 0 0
28. The data for this supplement is not required to be filed.	 5 6 3 2 4 2 0 2 5 4 9 5 0 0 0 0 0
29. The data for this supplement is not required to be filed.	 5 6 3 2 4 2 0 2 5 4 6 5 0 0 0 0 0
30. The data for this supplement is not required to be filed.	 5 6 3 2 4 2 0 2 5 3 6 5 0 0 0 0 0
31. The data for this supplement is not required to be filed.	 5 6 3 2 4 2 0 2 5 2 2 4 0 0 0 0 0
32. The data for this supplement is not required to be filed.	 5 6 3 2 4 2 0 2 5 2 2 5 0 0 0 0 0
33. The data for this supplement is not required to be filed.	 5 6 3 2 4 2 0 2 5 2 2 6 0 0 0 0 0
34. The data for this supplement is not required to be filed.	 5 6 3 2 4 2 0 2 5 4 5 6 0 0 0 0 0
35. The data for this supplement is not required to be filed.	 5 6 3 2 4 2 0 2 5 4 7 5 0 0 0 0 0
36. The data for this supplement is not required to be filed.	 5 6 3 2 4 2 0 2 5 6 0 0 0 0 0 0 0
37.	
38. The data for this supplement is not required to be filed.	 5 6 3 2 4 2 0 2 5 3 0 6 0 0 0 0 0
39. The data for this supplement is not required to be filed.	 5 6 3 2 4 2 0 2 5 2 3 0 0 0 0 0 0
40. The data for this supplement is not required to be filed.	 5 6 3 2 4 2 0 2 5 2 1 0 0 0 0 0 0

## SUPPLEMENTAL EXHIBIT AND SCHEDULE INTERROGATORIES

Explanation	Barcode
41. The data for this supplement is not required to be filed.	 5 6 3 2 4 2 0 2 5 2 1 6 0 0 0 0 0
42. The data for this supplement is not required to be filed.	 5 6 3 2 4 2 0 2 5 4 3 5 0 0 0 0 0
43. The data for this supplement is not required to be filed.	 5 6 3 2 4 2 0 2 5 3 4 5 0 0 0 0 0
44. The data for this supplement is not required to be filed.	 5 6 3 2 4 2 0 2 5 2 8 6 0 0 0 0 0
45.	
46.	
47.	
48.	

**OVERFLOW PAGE FOR WRITE-INS**

**EXHIBIT 2 - GENERAL EXPENSES**

	Insurance				5 Investment	6 Fraternal	7 Total
	1 Life	Accident and Health		4 All Other Lines of Business			
		2 Cost Containment	3 All Other				
09.304. Convention Accr.....							
09.397. Summary of remaining write-ins for Line 9.3 from overflow page.....							

**OVERFLOW PAGE FOR WRITE-INS**