



HEALTH ANNUAL STATEMENT

FOR THE YEAR ENDED DECEMBER 31, 2025
OF THE CONDITION AND AFFAIRS OF THE

Cigna Dental Health of Ohio, Inc.

NAIC Group Code 0901 0901 NAIC Company Code 47805 Employer's ID Number 59-2579774
(Current) (Prior)

Organized under the Laws of Ohio, State of Domicile or Port of Entry OH

Country of Domicile United States of America

Licensed as business type: Other

Is HMO Federally Qualified? Yes [] No [X]

Incorporated/Organized 06/17/1985 Commenced Business 11/06/1985

Statutory Home Office 1300 East 9th Street, Cleveland, OH, US 44114
(Street and Number) (City or Town, State, Country and Zip Code)

Main Administrative Office 1571 Sawgrass Corporate Parkway Suite 300
(Street and Number)
Sunrise, FL, US 33323, 954-514-6600
(City or Town, State, Country and Zip Code) (Area Code) (Telephone Number)

Mail Address 1571 Sawgrass Corporate Parkway Suite 300, Sunrise, FL, US 33323
(Street and Number or P.O. Box) (City or Town, State, Country and Zip Code)

Primary Location of Books and Records 1571 Sawgrass Corporate Parkway Suite 300
(Street and Number)
Sunrise, FL, US 33323, 954-514-6600
(City or Town, State, Country and Zip Code) (Area Code) (Telephone Number)

Internet Website Address www.cigna.com

Statutory Statement Contact Eric Blakeslee, 860-226-9269
(Name) (Area Code) (Telephone Number)
eric.blakeslee@cignahealthcare.com, 860-226-3693
(E-mail Address) (FAX Number)

OFFICERS

President Manish Naik Treasurer Drew Reynolds #
Corporate Secretary Alicia Morrow Actuary Rebecca Skripol

OTHER

Lance Manuel Thomas, Vice President Kathleen Murphy O'Neil, Vice President Eva Borden #, Vice President
Rebecca Skripol, Vice President

DIRECTORS OR TRUSTEES

Manish Naik Eva Borden # Rossitza Gotcheva

State of Pennsylvania SS
County of Philadelphia

The officers of this reporting entity being duly sworn, each depose and say that they are the described officers of said reporting entity, and that on the reporting period stated above, all of the herein described assets were the absolute property of the said reporting entity, free and clear from any liens or claims thereon, except as herein stated, and that this statement, together with related exhibits, schedules and explanations therein contained, annexed or referred to, is a full and true statement of all the assets and liabilities and of the condition and affairs of the said reporting entity as of the reporting period stated above, and of its income and deductions therefrom for the period ended, and have been completed in accordance with the NAIC Annual Statement Instructions and Accounting Practices and Procedures manual except to the extent that: (1) state law may differ; or, (2) that state rules or regulations require differences in reporting not related to accounting practices and procedures, according to the best of their information, knowledge and belief, respectively. Furthermore, the scope of this attestation by the described officers also includes the related corresponding electronic filing with the NAIC, when required, that is an exact copy (except for formatting differences due to electronic filing) of the enclosed statement. The electronic filing may be requested by various regulators in lieu of or in addition to the enclosed statement.

Manish Naik
President

Drew Reynolds
Treasurer

Alicia Morrow
Corporate Secretary

Subscribed and sworn to before me this _____ day of _____

- a. Is this an original filing? Yes [X] No []
b. If no,
1. State the amendment number.....
2. Date filed
3. Number of pages attached.....

Exhibit 3 - Health Care Receivables

NONE

Exhibit 3A - Health Care Receivables Collected and Accrued

NONE

EXHIBIT 4 - CLAIMS UNPAID AND INCENTIVE POOL, WITHHOLD AND BONUS (Reported and Unreported)

Aging Analysis of Unpaid Claims

1 Account	2 1 - 30 Days	3 31 - 60 Days	4 61 - 90 Days	5 91 - 120 Days	6 Over 120 Days	7 Total
Claims unpaid (reported)						
0199999. Individually listed claims unpaid	0	0	0	0	0	0
0299999. Aggregate accounts not individually listed- uncovered						0
0399999. Aggregate accounts not individually listed-covered	31,118	17,519	2,584	17,821	4,104	73,146
0499999. Subtotals	31,118	17,519	2,584	17,821	4,104	73,146
0599999. Unreported claims and other claim reserves						380,467
0699999. Total amounts withheld						
0799999. Total claims unpaid						453,613
.....
.....
.....
.....
.....
.....
.....
.....
.....
.....
.....
.....
.....
.....
0899999 Accrued medical incentive pool and bonus amounts						

EXHIBIT 5 - AMOUNTS DUE FROM PARENT, SUBSIDIARIES AND AFFILIATES

1 Name of Affiliate	2 1 - 30 Days	3 31 - 60 Days	4 61 - 90 Days	5 Over 90 Days	6 Nonadmitted	Admitted	
						7 Current	8 Non-Current
Cigna Dental Health, Inc.	41,726					41,726	
0199999. Individually listed receivables	41,726	0	0	0	0	41,726	0
0299999. Receivables not individually listed							
0399999 Total gross amounts receivable	41,726	0	0	0	0	41,726	0

EXHIBIT 6 - AMOUNTS DUE TO PARENT, SUBSIDIARIES AND AFFILIATES

1 Affiliate	2 Description	3 Amount	4 Current	5 Non-Current
NONE				
0399999 Total gross payables				

EXHIBIT 7 PART 1- SUMMARY OF TRANSACTIONS WITH PROVIDERS

Payment Method	1 Direct Medical Expense Payment	2 Column 1 as a % of Total Payments	3 Total Members Covered	4 Column 3 as a % of Total Members	5 Column 1 Expenses Paid to Affiliated Providers	6 Column 1 Expenses Paid to Non-Affiliated Providers
Capitation Payments:						
1. Medical groups	0	0.0		0.0		
2. Intermediaries	0	0.0		0.0		
3. All other providers	613,299	10.0	46,635	100.0		613,299
4. Total capitation payments	613,299	10.0	46,635	100.0	0	613,299
Other Payments:						
5. Fee-for-service	5,280,710	85.8	XXX	XXX		5,280,710
6. Contractual fee payments	36,778	0.6	XXX	XXX		36,778
7. Bonus/withhold arrangements - fee-for-service	0	0.0	XXX	XXX		
8. Bonus/withhold arrangements - contractual fee payments	0	0.0	XXX	XXX		
9. Non-contingent salaries	0	0.0	XXX	XXX		
10. Aggregate cost arrangements	0	0.0	XXX	XXX		
11. All other payments	221,979	3.6	XXX	XXX		221,979
12. Total other payments	5,539,467	90.0	XXX	XXX	0	5,539,467
13. TOTAL (Line 4 plus Line 12)	6,152,766	100%	XXX	XXX	0	6,152,766

EXHIBIT 7 - PART 2 - SUMMARY OF TRANSACTIONS WITH INTERMEDIARIES

1 NAIC Code	2 Name of Intermediary	3 Capitation Paid	4 Average Monthly Capitation	5 Intermediary's Total Adjusted Capital	6 Intermediary's Authorized Control Level RBC
NONE					
9999999 Totals			XXX	XXX	XXX

EXHIBIT 8 - FURNITURE, EQUIPMENT AND SUPPLIES OWNED

Description	1 Cost	2 Improvements	3 Accumulated Depreciation	4 Book Value Less Encumbrances	5 Assets Not Admitted	6 Net Admitted Assets
1. Administrative furniture and equipment	NONE					
2. Medical furniture, equipment and fixtures						
3. Pharmaceuticals and surgical supplies						
4. Durable medical equipment						
5. Other property and equipment						
6. Total						



ANNUAL STATEMENT FOR THE YEAR 2025 OF THE CIGNA DENTAL HEALTH OF OHIO INC

EXHIBIT OF PREMIUMS, ENROLLMENT AND UTILIZATION (a)

REPORT FOR: 1. CORPORATION

Cigna Dental Health of Ohio, Inc.

2. Cleveland, OH

NAIC Group Code	0901	BUSINESS IN THE STATE OF		DURING THE YEAR										(LOCATION)	
		Ohio		2025										NAIC Company Code	
		Ohio		2025										47805	
		Comprehensive (Hospital & Medical)		4 Medicare Supplement	5 Vision Only	6 Dental Only	7 Federal Employees Health Benefits Plan	8 Title XVIII Medicare	9 Title XIX Medicaid	10 Credit A&H	11 Disability Income	12 Long-Term Care	13 Other Health	14 Other Non-Health	
1 Total		2 Individual	3 Group												
Total Members at end of:															
1.	Prior year	45,906				45,906									
2.	First quarter	44,961				44,961									
3.	Second quarter	45,413				45,413									
4.	Third quarter	46,030				46,030									
5.	Current year	46,635				46,635									
6.	Current year member months	547,369				547,369									
Total Member Ambulatory Encounters for Year:															
7.	Physician	0													
8.	Non-physician	0													
9.	Total	0	0	0	0	0	0	0	0	0	0	0	0	0	
10.	Hospital patient days incurred	0													
11.	Number of inpatient admissions	0													
12.	Health premiums written (b)	9,828,035				9,828,035									
13.	Life premiums direct	0													
14.	Property/casualty premiums written	0													
15.	Health premiums earned	9,828,035				9,828,035									
16.	Property/casualty premiums earned	0													
17.	Amount paid for provision of health care services	6,152,766				6,152,766									
18.	Amount incurred for provision of health care services	6,239,647				6,239,647									

(a) For health business: number of persons insured under PPO managed care products and number of persons insured under indemnity only products

(b) For health premiums written: amount of Medicare Title XVIII exempt from state taxes or fees \$

HO 00



ANNUAL STATEMENT FOR THE YEAR 2025 OF THE CIGNA DENTAL HEALTH OF OHIO INC

EXHIBIT OF PREMIUMS, ENROLLMENT AND UTILIZATION (a)

REPORT FOR: 1. CORPORATION

Cigna Dental Health of Ohio, Inc.

2. Cleveland, OH

NAIC Group Code	0901	BUSINESS IN THE STATE OF		Grand Total	DURING THE YEAR									
		2025			(LOCATION)									
		NAIC Company Code			47805									
	1	Comprehensive (Hospital & Medical)		4	5	6	7	8	9	10	11	12	13	14
	Total	2	3	Medicare Supplement	Vision Only	Dental Only	Federal Employees Health Benefits Plan	Title XVIII Medicare	Title XIX Medicaid	Credit A&H	Disability Income	Long-Term Care	Other Health	Other Non-Health
Total Members at end of:														
1. Prior year	45,906	0	0	0	0	45,906	0	0	0	0	0	0	0	0
2. First quarter	44,961	0	0	0	0	44,961	0	0	0	0	0	0	0	0
3. Second quarter	45,413	0	0	0	0	45,413	0	0	0	0	0	0	0	0
4. Third quarter	46,030	0	0	0	0	46,030	0	0	0	0	0	0	0	0
5. Current year	46,635	0	0	0	0	46,635	0	0	0	0	0	0	0	0
6. Current year member months	547,369	0	0	0	0	547,369	0	0	0	0	0	0	0	0
Total Member Ambulatory Encounters for Year:														
7. Physician	0	0	0	0	0	0	0	0	0	0	0	0	0	0
8. Non-physician	0	0	0	0	0	0	0	0	0	0	0	0	0	0
9. Total	0	0	0	0	0	0	0	0	0	0	0	0	0	0
10. Hospital patient days incurred	0	0	0	0	0	0	0	0	0	0	0	0	0	0
11. Number of inpatient admissions	0	0	0	0	0	0	0	0	0	0	0	0	0	0
12. Health premiums written (b)	9,828,035	0	0	0	0	9,828,035	0	0	0	0	0	0	0	0
13. Life premiums direct	0	0	0	0	0	0	0	0	0	0	0	0	0	0
14. Property/casualty premiums written	0	0	0	0	0	0	0	0	0	0	0	0	0	0
15. Health premiums earned	9,828,035	0	0	0	0	9,828,035	0	0	0	0	0	0	0	0
16. Property/casualty premiums earned	0	0	0	0	0	0	0	0	0	0	0	0	0	0
17. Amount paid for provision of health care services	6,152,766	0	0	0	0	6,152,766	0	0	0	0	0	0	0	0
18. Amount incurred for provision of health care services	6,239,647	0	0	0	0	6,239,647	0	0	0	0	0	0	0	0

(a) For health business: number of persons insured under PPO managed care products0 and number of persons insured under indemnity only products0 .

(b) For health premiums written: amount of Medicare Title XVIII exempt from state taxes or fees \$0

30.GT

Schedule S - Part 1 - Section 2

NONE

Schedule S - Part 2

NONE

Schedule S - Part 3 - Section 2

NONE

Schedule S - Part 4

NONE

Schedule S - Part 4 - Bank Footnote

NONE

Schedule S - Part 5

NONE

Schedule S - Part 5 - Bank Footnote

NONE

Schedule S - Part 6

NONE

SCHEDULE S - PART 7

Restatement of Balance Sheet to Identify Net Credit For Ceded Reinsurance

	1 As Reported (net of ceded)	2 Restatement Adjustments	3 Restated (gross of ceded)
ASSETS (Page 2, Col. 3)			
1. Cash and invested assets (Line 12)	3,069,378		3,069,378
2. Accident and health premiums due and unpaid (Line 15)	859,859		859,859
3. Amounts recoverable from reinsurers (Line 16.1)	0		0
4. Net credit for ceded reinsurance	XXX	0	0
5. All other admitted assets (Balance)	58,978		58,978
6. Total assets (Line 28)	3,988,215	0	3,988,215
LIABILITIES, CAPITAL AND SURPLUS (Page 3)			
7. Claims unpaid (Line 1)	453,613		453,613
8. Accrued medical incentive pool and bonus payments (Line 2)	0		0
9. Premiums received in advance (Line 8)	8,442		8,442
10. Funds held under reinsurance treaties with authorized and unauthorized reinsurers (Line 19 first inset amount plus second inset amount)	0		0
11. Reinsurance in unauthorized companies (Line 20 minus inset amount)	0		0
12. Reinsurance with Certified Reinsurers (Line 20 inset amount)	0		0
13. Funds held under reinsurance treaties with Certified Reinsurers (Line 19 third inset amount)	0		0
14. All other liabilities (Balance)	85,195		85,195
15. Total liabilities (Line 24)	547,250	0	547,250
16. Total capital and surplus (Line 33)	3,440,965	XXX	3,440,965
17. Total liabilities, capital and surplus (Line 34)	3,988,215	0	3,988,215
NET CREDIT FOR CEDED REINSURANCE			
18. Claims unpaid	0		
19. Accrued medical incentive pool	0		
20. Premiums received in advance	0		
21. Reinsurance recoverable on paid losses	0		
22. Other ceded reinsurance recoverables	0		
23. Total ceded reinsurance recoverables	0		
24. Premiums receivable	0		
25. Funds held under reinsurance treaties with authorized and unauthorized reinsurers	0		
26. Unauthorized reinsurance	0		
27. Reinsurance with Certified Reinsurers	0		
28. Funds held under reinsurance treaties with Certified Reinsurers	0		
29. Other ceded reinsurance payables/offsets	0		
30. Total ceded reinsurance payables/offsets	0		
31. Total net credit for ceded reinsurance	0		

SCHEDULE T - PART 2
INTERSTATE COMPACT - EXHIBIT OF PREMIUMS WRITTEN

Allocated by States and Territories

States, Etc.		Direct Business Only					6 Totals
		1 Life (Group and Individual)	2 Annuities (Group and Individual)	3 Disability Income (Group and Individual)	4 Long-Term Care (Group and Individual)	5 Deposit-Type Contracts	
1. Alabama	AL						
2. Alaska	AK						
3. Arizona	AZ						
4. Arkansas	AR						
5. California	CA						
6. Colorado	CO						
7. Connecticut	CT						
8. Delaware	DE						
9. District of Columbia	DC						
10. Florida	FL						
11. Georgia	GA						
12. Hawaii	HI						
13. Idaho	ID						
14. Illinois	IL						
15. Indiana	IN						
16. Iowa	IA						
17. Kansas	KS						
18. Kentucky	KY						
19. Louisiana	LA						
20. Maine	ME						
21. Maryland	MD						
22. Massachusetts	MA						
23. Michigan	MI						
24. Minnesota	MN						
25. Mississippi	MS						
26. Missouri	MO						
27. Montana	MT						
28. Nebraska	NE						
29. Nevada	NV						
30. New Hampshire	NH						
31. New Jersey	NJ						
32. New Mexico	NM						
33. New York	NY						
34. North Carolina	NC						
35. North Dakota	ND						
36. Ohio	OH						
37. Oklahoma	OK						
38. Oregon	OR						
39. Pennsylvania	PA						
40. Rhode Island	RI						
41. South Carolina	SC						
42. South Dakota	SD						
43. Tennessee	TN						
44. Texas	TX						
45. Utah	UT						
46. Vermont	VT						
47. Virginia	VA						
48. Washington	WA						
49. West Virginia	WV						
50. Wisconsin	WI						
51. Wyoming	WY						
52. American Samoa	AS						
53. Guam	GU						
54. Puerto Rico	PR						
55. U.S. Virgin Islands	VI						
56. Northern Mariana Islands	MP						
57. Canada	CAN						
58. Aggregate other alien	OT						
59. Total							

NONE

ANNUAL STATEMENT FOR THE YEAR 2025 OF THE CIGNA DENTAL HEALTH OF OHIO INC

SCHEDULE Y

PART 1A - DETAILS OF INSURANCE HOLDING COMPANY SYSTEM

1	2	3	4	5	6	7	8	9	10	11	12	13	14	15	16
Group Code	Group Name	NAIC Company Code	ID Number	Federal RSSD	CIK	Name of Securities Exchange if Publicly Traded (U.S. or International)	Names of Parent, Subsidiaries Or Affiliates	Domiciliary Location	Relationship to Reporting Entity	Directly Controlled by (Name of Entity/Person)	Type of Control (Ownership, Board, Management, Attorney-in-Fact, Influence, Other)	If Control is Ownership Provide Percentage	Ultimate Controlling Entity(ies)/Person(s)	Is an SCA Filing Required? (Yes/No)	*
.0901	Cigna Group	00000	33-3274987				400 Atrium JV LLC	DE	NIA	CARING 400 Atrium Investor LLC	Ownership	90.000	The Cigna Group	NO	
.0901	Cigna Group	00000	00-0000000				680 Investors LLC	CA	NIA	SB-SNH LLC	Ownership	85.000	The Cigna Group	NO	
.0901	Cigna Group	00000	00-0000000				685 New Hampshire LLC	CA	NIA	SB-SNH LLC	Ownership	85.000	The Cigna Group	NO	
.0901	Cigna Group	00000	88-1945947				73 Pond Street Apartments Venture, L.L.C.	DE	NIA	CARING Waltham Investor LLC	Ownership	90.000	The Cigna Group	NO	
.0901	Cigna Group	00000	82-4794800				9171 Wilshire CPI-CII LLC	DE	NIA	CPI-CII 9171 Wilshire JV LLC	Ownership	90.000	The Cigna Group	NO	
.0901	Cigna Group	00000	82-2153426				9am Health Inc.	DE	NIA	Cigna Ventures, LLC	Ownership	11.300	The Cigna Group	NO	
.0901	Cigna Group	00000	47-3828401				ABD Group, Inc.	DE	NIA	Priority Healthcare Corporaiton	Ownership	100.000	The Cigna Group	NO	
.0901	Cigna Group	00000	86-1712743				ABL Apartments Venture, L.L.C.	DE	NIA	CARING ABS Investor LLC	Ownership	90.000	The Cigna Group	NO	
.0901	Cigna Group	00000	88-4202407				ABL Holding Co., L.L.C.	DE	NIA	CARING Brinkman Investor LLC	Ownership	73.000	The Cigna Group	NO	
.0901	Cigna Group	00000	88-3747773				ABL Townhomes Venture, L.L.C.	DE	NIA	CARING Brinkman Investor LLC	Ownership	75.000	The Cigna Group	NO	
.0901	Cigna Group	00000	85-1046126				ABS Apartments Venture, L.L.C.	DE	NIA	CARING ABS Investor LLC	Ownership	90.000	The Cigna Group	NO	
.0901	Cigna Group	00000	11-3358535				Accredo Health Group, Inc.	DE	NIA	Accredo Health, Incorporated	Ownership	100.000	The Cigna Group	NO	
.0901	Cigna Group	00000	55-0894449				Accredo Health, Incorporated	DE	NIA	Medco Health Solutions, Inc.	Ownership	100.000	The Cigna Group	NO	
.0901	Cigna Group	00000	87-4355549				AGA Apartments Venture, L.L.C.	DE	NIA	CARING Galleria Investor LLC	Ownership	70.000	The Cigna Group	NO	
.0901	Cigna Group	00000	92-1596970				AGS Apartments Venture, L.L.C.	DE	NIA	CARING Glenwood Investor LLC	Ownership	90.000	The Cigna Group	NO	
.0901	Cigna Group	00000	13-3888838				AHG of New York, Inc.	NY	NIA	Accredo Health, Incorporated	Ownership	100.000	The Cigna Group	NO	
.0901	Cigna Group	00000	75-3040465				Airport Holdings, LLC	NJ	NIA	Express Scripts, Inc.	Ownership	100.000	The Cigna Group	NO	
.0901	Cigna Group	00000	85-0909305				Alegis Care Services of Colorado, LLC	CO	NIA	Home Physicians Management, LLC	Ownership	100.000	The Cigna Group	NO	
.0901	Cigna Group	00000	35-2562415				Alegis Care Services, LLC	DE	NIA	Home Physicians Management, LLC	Ownership	100.000	The Cigna Group	NO	
.0901	Cigna Group	00000	81-0400550				Alliegance Benefit Plan Management, Inc.	MT	NIA	Benefit Management Corp.	Ownership	100.000	The Cigna Group	NO	
.0901	Cigna Group	00000	03-0507057				Alliegance Care Management, LLC	MT	NIA	Benefit Management Corp.	Ownership	100.000	The Cigna Group	NO	
.0901	Cigna Group	00000	71-0916514				Alliegance COBRA Services, Inc.	MT	NIA	Benefit Management Corp.	Ownership	100.000	The Cigna Group	NO	
.0901	Cigna Group	12814	20-4433475				Alliegance Life & Health Insurance Company	MT	IA	Benefit Management Corp.	Ownership	95.000	The Cigna Group	NO	
.0901	Cigna Group	00000	26-2201582				Alliegance Provider Direct, LLC	MT	NIA	Benefit Management Corp.	Ownership	100.000	The Cigna Group	NO	
.0901	Cigna Group	00000	20-3851464				Alliegance Re, Inc.	MT	IA	Benefit Management Corp.	Ownership	100.000	The Cigna Group	NO	
.0901	Cigna Group	00000	87-4023291				AOP II Apartments Venture, L.L.C.	DE	IA	CARING Optimist Park II Investor LLC	Ownership	90.000	The Cigna Group	NO	
.0901	Cigna Group	00000	47-3883928				Apothecary by Design Acquisition Co., LLC	DE	NIA	ABD Group, Inc.	Ownership	100.000	The Cigna Group	NO	
.0901	Cigna Group	00000	82-3315524				Arbor Heights Venture LLC	DE	NIA	Cigna Affiliates Realty Investment Group, LLC	Ownership	90.000	The Cigna Group	NO	
.0901	Cigna Group	00000	46-4080861				AristaMD, Inc.	DE	NIA	Cigna Ventures, LLC	Ownership	13.900	The Cigna Group	NO	
.0901	Cigna Group	00000	86-3581583				Arizona Health Plan, Inc.	AZ	NIA	Healthsource, Inc.	Ownership	100.000	The Cigna Group	NO	
.0901	Cigna Group	00000	00-0000000				Ascent Health Services LLC	DE	NIA	Cigna Spruce Holdings GmbH	Ownership	80.000	The Cigna Group	NO	
.0901	Cigna Group	00000	87-1304984				ASE Apartments Venture, L.L.C.	DE	NIA	CARING St. Elmo Investor, LLC	Ownership	90.000	The Cigna Group	NO	
.0901	Cigna Group	00000	86-1750832				ASM Apartments Venture, L.L.C.	DE	NIA	CARING St. Matthew's Investor LLC	Ownership	90.000	The Cigna Group	NO	
.0901	Cigna Group	00000	00-0000000				ATX Merrililtown, LP	DE	NIA	CARING EndOptII-MIA Investor LLC	Ownership	40.289	The Cigna Group	NO	
.0901	Cigna Group	00000	81-0585518				Benefit Management Corp.	MT	NIA	Connecticut General Corporation	Ownership	100.000	The Cigna Group	NO	
.0901	Cigna Group	00000	81-2650133				Berewick Apartments LLC	DE	NIA	Cigna Affiliates Realty Investment Group, LLC	Ownership	85.000	The Cigna Group	NO	
.0901	Cigna Group	00000	43-1815573				Biopartners in Care, Inc.	MO	NIA	Accredo Health, Incorporated	Ownership	100.000	The Cigna Group	NO	
.0901	Cigna Group	00000	00-0000000				Breakthrough Behavioral of Texas, Inc.	TX	IA	Breakthrough Behavioral, Inc.	Ownership	100.000	The Cigna Group	NO	
.0901	Cigna Group	00000	00-0000000				Breakthrough Behavioral, Inc.	DE	IA	MDLive, Inc.	Ownership	100.000	The Cigna Group	NO	
.0901	Cigna Group	00000	47-4991296				Bright Health Group, Inc.	DE	NIA	Cigna Health and Life Insurance Company	Ownership	15.500	The Cigna Group	NO	
.0901	Cigna Group	00000	39-4380604				Brixton CARING Whisper Creek Owner TIC, LLC	DE	NIA	CARING Whisper Creek Investor LLC	Ownership	100.000	The Cigna Group	NO	
.0901	Cigna Group	00000	39-4470707				Brixton Caring WC Manager, LLC	DE	NIA	CARING Whisper Creek TIC Manager LLC	Ownership	50.000	The Cigna Group	NO	
.0901	Cigna Group	00000	39-4550720				Brixton Caring Whisper Creek Investor TIC, LLC	DE	NIA	CARING Whisper Creek Investor LLC	Ownership	100.000	The Cigna Group	NO	
.0901	Cigna Group	00000	33-5036457				Care Alliance of Florida, Ilc	DE	NIA	Evernorth Accountable Care, LLC	Ownership	100.000	The Cigna Group	NO	
.0901	Cigna Group	00000	61-1162797				Care Continuum, Inc.	KY	NIA	SpectraCare Health Care Ventures, Inc.	Ownership	100.000	The Cigna Group	NO	
.0901	Cigna Group	10144	20-1089572				CareCore NJ, LLC	NJ	IA	eviCore healthcare MSI, LLC	Ownership	100.000	The Cigna Group	NO	

ANNUAL STATEMENT FOR THE YEAR 2025 OF THE CIGNA DENTAL HEALTH OF OHIO INC

SCHEDULE Y

PART 1A - DETAILS OF INSURANCE HOLDING COMPANY SYSTEM

1	2	3	4	5	6	7	8	9	10	11	12	13	14	15	16
Group Code	Group Name	NAIC Company Code	ID Number	Federal RSSD	CIK	Name of Securities Exchange if Publicly Traded (U.S. or International)	Names of Parent, Subsidiaries Or Affiliates	Domi-ciliary Location	Relation-ship to Reporting Entity	Directly Controlled by (Name of Entity/Person)	Type of Control (Ownership, Board, Management, Attorney-in-Fact, Influence, Other)	If Control is Ownership Provide Percentage	Ultimate Controlling Entity(ies)/Person(s)	Is an SCA Filing Re-quired? (Yes/No)	*
.0901	Cigna Group		93-1865110			CarepathRX Holdco, LLC	CarepathRX Holdco, LLC	DE	NIA	Prohealth Parent, LLC	Ownership	100.000	The Cigna Group	NO	
.0901	Cigna Group		93-1890647			CarepathRX Services, LLC	CarepathRX Services, LLC	DE	NIA	CarepathRX Holdco, LLC	Ownership	100.000	The Cigna Group	NO	
.0901	Cigna Group		86-2771303			CarepathRX 340B Solutions, LLC	CarepathRX 340B Solutions, LLC	DE	NIA	CarepathRX Services, LLC	Ownership	100.000	The Cigna Group	NO	
.0901	Cigna Group	00000	83-1400586			CARING 18th & Salmon Investor LLC	CARING 18th & Salmon Investor LLC	DE	NIA	Cigna Affiliates Realty Investment Group, LLC	Ownership	100.000	The Cigna Group	NO	
.0901	Cigna Group	00000	84-1960231			CARING 3130 Investor LLC	CARING 3130 Investor LLC	DE	NIA	Cigna Affiliates Realty Investment Group, LLC	Ownership	100.000	The Cigna Group	NO	
.0901	Cigna Group		33-2204220			CARING 400 Atrium Investor LLC	CARING 400 Atrium Investor LLC	DE	NIA	Cigna Affiliates Realty Investment Group, LLC	Ownership	100.000	The Cigna Group	NO	
.0901	Cigna Group	00000	83-2562994			CARING 500 Ygnacio Investor LLC	CARING 500 Ygnacio Investor LLC	DE	NIA	Cigna Affiliates Realty Investment Group, LLC	Ownership	100.000	The Cigna Group	NO	
.0901	Cigna Group	00000	83-2318410			CARING 9171 Wilshire Investor LLC	CARING 9171 Wilshire Investor LLC	DE	NIA	Cigna Affiliates Realty Investment Group, LLC	Ownership	100.000	The Cigna Group	NO	
.0901	Cigna Group	00000	85-4247420			CARING ABS Investor LLC	CARING ABS Investor LLC	DE	NIA	Cigna Affiliates Realty Investment Group, LLC	Ownership	100.000	The Cigna Group	NO	
.0901	Cigna Group	00000	83-2633790			CARING Alexan Enclave Investor LLC	CARING Alexan Enclave Investor LLC	DE	NIA	Cigna Affiliates Realty Investment Group, LLC	Ownership	100.000	The Cigna Group	NO	
.0901	Cigna Group	00000	83-2851501			CARING Alta Duraleigh Investor LLC	CARING Alta Duraleigh Investor LLC	DE	NIA	Cigna Affiliates Realty Investment Group, LLC	Ownership	100.000	The Cigna Group	NO	
.0901	Cigna Group	00000	83-2851501			CARING Alta Englewood Investor LLC	CARING Alta Englewood Investor LLC	DE	NIA	Cigna Affiliates Realty Investment Group, LLC	Ownership	100.000	The Cigna Group	NO	
.0901	Cigna Group	00000	85-2966766			CARING Alta Leander Investor LLC	CARING Alta Leander Investor LLC	DE	NIA	Cigna Affiliates Realty Investment Group, LLC	Ownership	100.000	The Cigna Group	NO	
.0901	Cigna Group	00000	83-2563284			CARING Alta Woodson Investor LLC	CARING Alta Woodson Investor LLC	DE	NIA	Cigna Affiliates Realty Investment Group, LLC	Ownership	100.000	The Cigna Group	NO	
.0901	Cigna Group	00000	87-1992977			CARING Berwyn Investor LLC	CARING Berwyn Investor LLC	DE	NIA	Cigna Affiliates Realty Investment Group, LLC	Ownership	100.000	The Cigna Group	NO	
.0901	Cigna Group	00000	86-1885283			CARING Brinkman Investor LLC	CARING Brinkman Investor LLC	DE	NIA	Cigna Affiliates Realty Investment Group, LLC	Ownership	100.000	The Cigna Group	NO	
.0901	Cigna Group	00000	99-0930736			CARING Brixton Windsor Investor TIC, LLC	CARING Brixton Windsor Investor TIC, LLC	DE	NIA	CARING Windsor Investor LLC	Ownership	90.000	The Cigna Group	NO	
.0901	Cigna Group	00000	99-0973949			CARING Brixton Windsor Manager, LLC	CARING Brixton Windsor Manager, LLC	DE	NIA	CARING Windsor TIC Manager, LLC	Ownership	50.000	The Cigna Group	NO	
.0901	Cigna Group	00000	99-0945998			CARING Brixton Windsor Owner TIC, LLC	CARING Brixton Windsor Owner TIC, LLC	DE	NIA	CARING Windsor Investor LLC	Ownership	90.000	The Cigna Group	NO	
.0901	Cigna Group	00000	32-0570889			CARING Capitol Hill GP LLC	CARING Capitol Hill GP LLC	DE	NIA	Cigna Affiliates Realty Investment Group, LLC	Ownership	100.000	The Cigna Group	NO	
.0901	Cigna Group	00000	37-1903297			CARING Capitol Hill LP LLC	CARING Capitol Hill LP LLC	DE	NIA	Cigna Affiliates Realty Investment Group, LLC	Ownership	100.000	The Cigna Group	NO	
.0901	Cigna Group	00000	83-2851364			CARING Century Plaza Investor LLC	CARING Century Plaza Investor LLC	DE	NIA	Cigna Affiliates Realty Investment Group, LLC	Ownership	100.000	The Cigna Group	NO	
.0901	Cigna Group	00000	99-4381197			CARING Chamblee Investor LLC	CARING Chamblee Investor LLC	DE	NIA	Cigna Affiliates Realty Investment Group, LLC	Ownership	100.000	The Cigna Group	NO	
.0901	Cigna Group	00000	27-5402196			CARING Continental Investor LLC	CARING Continental Investor LLC	DE	NIA	Cigna Affiliates Realty Investment Group, LLC	Ownership	100.000	The Cigna Group	NO	
.0901	Cigna Group	00000	85-4265529			CARING Deco Investor LLC	CARING Deco Investor LLC	DE	NIA	Cigna Affiliates Realty Investment Group, LLC	Ownership	100.000	The Cigna Group	NO	
.0901	Cigna Group	00000	85-2912145			CARING Elan I Investor LLC	CARING Elan I Investor LLC	DE	NIA	Cigna Affiliates Realty Investment Group, LLC	Ownership	100.000	The Cigna Group	NO	
.0901	Cigna Group	00000	87-0928526			CARING Elan II Investor LLC	CARING Elan II Investor LLC	DE	NIA	Cigna Affiliates Realty Investment Group, LLC	Ownership	100.000	The Cigna Group	NO	
.0901	Cigna Group	00000	33-1470126			CARING Embassy Row Investor LLC	CARING Embassy Row Investor LLC	DE	NIA	Cigna Affiliates Realty Investment Group, LLC	Ownership	100.000	The Cigna Group	NO	
.0901	Cigna Group	00000	88-2276875			CARING EndOpII-MIA Investor, LLC	CARING EndOpII-MIA Investor, LLC	DE	NIA	Cigna Affiliates Realty Investment Group, LLC	Ownership	100.000	The Cigna Group	NO	

41.1

ANNUAL STATEMENT FOR THE YEAR 2025 OF THE CIGNA DENTAL HEALTH OF OHIO INC

SCHEDULE Y

PART 1A - DETAILS OF INSURANCE HOLDING COMPANY SYSTEM

1	2	3	4	5	6	7	8	9	10	11	12	13	14	15	16
Group Code	Group Name	NAIC Company Code	ID Number	Federal RSSD	CIK	Name of Securities Exchange if Publicly Traded (U.S. or International)	Names of Parent, Subsidiaries Or Affiliates	Domi-ciliary Location	Relation-ship to Reporting Entity	Directly Controlled by (Name of Entity/Person)	Type of Control (Ownership, Board, Management, Attorney-in-Fact, Influence, Other)	If Control is Ownership Provide Percentage	Ultimate Controlling Entity(ies)/Person(s)	Is an SCA Filing Re-quired? (Yes/No)	*
.0901	Cigna Group	00000	83-3701937				CARING Firestone Investor LLC	DE	NIA	Cigna Affiliates Realty Investment Group, LLC	Ownership	100.000	The Cigna Group	NO	
.0901	Cigna Group	00000	87-4803572				CARING Galleria Investor LLC	DE	NIA	Cigna Affiliates Realty Investment Group, LLC	Ownership	100.000	The Cigna Group	NO	
.0901	Cigna Group	00000	92-0571674				CARING Glenwood Investor LLC	DE	NIA	Cigna Affiliates Realty Investment Group, LLC	Ownership	100.000	The Cigna Group	NO	
.0901	Cigna Group	00000	83-2318233				CARING Heights at Bear Creek Investor LLC	DE	NIA	Cigna Affiliates Realty Investment Group, LLC	Ownership	100.000	The Cigna Group	NO	
.0901	Cigna Group	00000	83-1400482				CARING Hillcrest Investor LLC	DE	NIA	Cigna Affiliates Realty Investment Group, LLC	Ownership	100.000	The Cigna Group	NO	
.0901	Cigna Group	00000	84-4410554				CARING IBP Investor LLC	DE	NIA	Cigna Affiliates Realty Investment Group, LLC	Ownership	100.000	The Cigna Group	NO	
.0901	Cigna Group	00000	85-1961034				CARING Interbay Investor GP LLC	DE	NIA	Cigna Affiliates Realty Investment Group, LLC	Ownership	100.000	The Cigna Group	NO	
.0901	Cigna Group	00000	85-1984627				CARING Interbay Investor LP LLC	DE	NIA	Cigna Affiliates Realty Investment Group, LLC	Ownership	100.000	The Cigna Group	NO	
.0901	Cigna Group	00000	00-0000000				CARING JA Lofts Investor GP LLC	DE	NIA	Cigna Affiliates Realty Investment Group, LLC	Ownership	100.000	The Cigna Group	NO	
.0901	Cigna Group	00000	00-0000000				CARING JA Lofts Investor LP LLC	DE	NIA	Cigna Affiliates Realty Investment Group, LLC	Ownership	100.000	The Cigna Group	NO	
.0901	Cigna Group	00000	83-2339522				CARING Mallory Square Investor LLC	DE	NIA	Cigna Affiliates Realty Investment Group, LLC	Ownership	100.000	The Cigna Group	NO	
.0901	Cigna Group	00000	39-5025998				CARING Mills Road Investor LLC	DE	NIA	Cigna Affiliates Realty Investment Group, LLC	Ownership	100.000	The Cigna Group	NO	
.0901	Cigna Group	00000	85-4265529				CARING Montclair Investor LLC	DE	NIA	Cigna Affiliates Realty Investment Group, LLC	Ownership	100.000	The Cigna Group	NO	
.0901	Cigna Group	00000	39-2706282				CARING Old Mill Investor LLC	DE	NIA	Cigna Affiliates Realty Investment Group, LLC	Ownership	100.000	The Cigna Group	NO	
.0901	Cigna Group	00000	86-2627703				CARING Optimist Park II Investor LLC	DE	NIA	Cigna Affiliates Realty Investment Group, LLC	Ownership	100.000	The Cigna Group	NO	
.0901	Cigna Group	00000	83-2633886				CARING Orange Collection Investor LLC	DE	NIA	Cigna Affiliates Realty Investment Group, LLC	Ownership	100.000	The Cigna Group	NO	
.0901	Cigna Group	00000	39-4243065				CARING Pepper Investor LLC	DE	NIA	Cigna Affiliates Realty Investment Group, LLC	Ownership	100.000	The Cigna Group	NO	
.0901	Cigna Group	00000	39-2646894				CARING Red Bluff Investor LLC	DE	NIA	Cigna Affiliates Realty Investment Group, LLC	Ownership	100.000	The Cigna Group	NO	
.0901	Cigna Group	00000	27-5402196				CARING Rock Island Investor LLC	DE	NIA	Cigna Affiliates Realty Investment Group, LLC	Ownership	100.000	The Cigna Group	NO	
.0901	Cigna Group	00000	99-4129808				CARING Rosslyn Investor LLC	DE	NIA	Cigna Affiliates Realty Investment Group, LLC	Ownership	100.000	The Cigna Group	NO	
.0901	Cigna Group	00000	87-2031777				CARING Slabtown Investor, LLC	DE	NIA	Cigna Affiliates Realty Investment Group, LLC	Ownership	100.000	The Cigna Group	NO	
.0901	Cigna Group	00000	33-3678937				CARING San Marcos Investor LLC	DE	NIA	Cigna Affiliates Realty Investment Group, LLC	Ownership	100.000	The Cigna Group	NO	
.0901	Cigna Group	00000	83-2563138				CARING Soma Investor LLC	DE	NIA	Cigna Affiliates Realty Investment Group, LLC	Ownership	100.000	The Cigna Group	NO	
.0901	Cigna Group	00000	83-8294933				CARING South Coast Subsidiary LLC	DE	NIA	Cigna Affiliates Realty Investment Group, LLC	Ownership	100.000	The Cigna Group	NO	
.0901	Cigna Group	00000	86-3275381				CARING St. Elmo Investor LLC	DE	NIA	Cigna Affiliates Realty Investment Group, LLC	Ownership	100.000	The Cigna Group	NO	
.0901	Cigna Group	00000	86-1942593				CARING St. Matthew's Investor LLC	DE	NIA	Cigna Affiliates Realty Investment Group, LLC	Ownership	100.000	The Cigna Group	NO	

41.2

ANNUAL STATEMENT FOR THE YEAR 2025 OF THE CIGNA DENTAL HEALTH OF OHIO INC

SCHEDULE Y

PART 1A - DETAILS OF INSURANCE HOLDING COMPANY SYSTEM

1	2	3	4	5	6	7	8	9	10	11	12	13	14	15	16
Group Code	Group Name	NAIC Company Code	ID Number	Federal RSSD	CIK	Name of Securities Exchange if Publicly Traded (U.S. or International)	Names of Parent, Subsidiaries Or Affiliates	Domiciliary Location	Relationship to Reporting Entity	Directly Controlled by (Name of Entity/Person)	Type of Control (Ownership, Board, Management, Attorney-in-Fact, Influence, Other)	If Control is Ownership Provide Percentage	Ultimate Controlling Entity(ies)/Person(s)	Is an SCA Filing Required? (Yes/No)	*
.0901	Cigna Group	00000	88-2629352				CARING Tasman East Investor LLC	DE	NIA	Cigna Affiliates Realty Investment Group, LLC	Ownership	100.000	The Cigna Group	NO	
.0901	Cigna Group	00000	88-2431671				CARING Towers Crescent Investor LLC	DE	NIA	Cigna Affiliates Realty Investment Group, LLC	Ownership	100.000	The Cigna Group	NO	
.0901	Cigna Group	00000	88-2074593				CARING Waltham Investor LLC	DE	NIA	Cigna Affiliates Realty Investment Group, LLC	Ownership	100.000	The Cigna Group	NO	
.0901	Cigna Group	00000	87-3646420				CARING Westcore Holding II Investor LLC	DE	NIA	Cigna Affiliates Realty Investment Group, LLC	Ownership	100.000	The Cigna Group	NO	
.0901	Cigna Group	00000	38-4085763				CARING Westcore Holding Investor LLC	DE	NIA	Cigna Affiliates Realty Investment Group, LLC	Ownership	100.000	The Cigna Group	NO	
.0901	Cigna Group	00000	27-5402196				CARING Windsor Investor LLC	DE	NIA	Cigna Affiliates Realty Investment Group, LLC	Ownership	100.000	The Cigna Group	NO	
.0901	Cigna Group	00000	39-2354175				CARING Whisper Creek Investor LLC	DE	NIA	Cigna Affiliates Realty Investment Group, LLC	Ownership	100.000	The Cigna Group	NO	
.0901	Cigna Group	00000	39-4531611				CARING Whisper Creek TIC Manager LLC	DE	NIA	Cigna Affiliates Realty Investment Group, LLC	Ownership	100.000	The Cigna Group	NO	
.0901	Cigna Group	00000	27-5402196				CARING Windsor TIC Manager LLC	DE	NIA	Cigna Affiliates Realty Investment Group, LLC	Ownership	100.000	The Cigna Group	NO	
.0901	Cigna Group	00000	83-4317078				CARING XR 2 International Investor LLC	DE	NIA	Cigna Affiliates Realty Investment Group, LLC	Ownership	100.000	The Cigna Group	NO	
.0901	Cigna Group	00000	83-3923178				CARING XR International Investor LLC	DE	NIA	Cigna Affiliates Realty Investment Group, LLC	Ownership	100.000	The Cigna Group	NO	
.0901	Cigna Group	00000	45-2604992				CCN MNO, LLC	NY	NIA	eviCore healthcare MSI, LLC	Ownership	100.000	The Cigna Group	NO	
.0901	Cigna Group	00000	33-1039759				CCN-WNY IPA, LLC	NY	NIA	eviCore healthcare MSI, LLC	Ownership	100.000	The Cigna Group	NO	
.0901	Cigna Group	00000	06-1332403				CG Individual Tax Benefit Payments, Inc.	DE	NIA	Connecticut General Corporation	Ownership	100.000	The Cigna Group	NO	
.0901	Cigna Group	00000	06-1332405				CG Life Pension Benefits Payments, Inc.	DE	NIA	Connecticut General Corporation	Ownership	100.000	The Cigna Group	NO	
.0901	Cigna Group	00000	06-1332401				CG LINA Pension Benefits Payments, Inc.	DE	NIA	Connecticut General Corporation	Ownership	100.000	The Cigna Group	NO	
.0901	Cigna Group	00000	45-5499889				CG Seventh Street, LLC	DE	NIA	Cigna Affiliates Realty Investment Group, LLC	Ownership	87.500	The Cigna Group	NO	
.0901	Cigna Group	00000	82-1280312				CG/Wood Alta 601, LLC	DE	NIA	Cigna Affiliates Realty Investment Group, LLC	Ownership	90.000	The Cigna Group	NO	
.0901	Cigna Group	00000	85-0655107				CG/Wood Alta Duraleigh Owner, LLC	DE	NIA	CARING Alta Duraleigh Investor LLC	Ownership	90.000	The Cigna Group	NO	
.0901	Cigna Group	00000	87-2928410				CG/Wood Alta Duraleigh Townhome, LLC	DE	NIA	CARING Alta Duraleigh Investor LLC	Ownership	90.000	The Cigna Group	NO	
.0901	Cigna Group	00000	85-0734624				CG/Wood Alta Duraleigh, LLC	DE	NIA	CARING Alta Duraleigh Investor LLC	Ownership	90.000	The Cigna Group	NO	
.0901	Cigna Group	00000	85-2233381				CG/Wood Alta Leander Station, LLC	DE	NIA	CARING Alta Leander Investor LLC	Ownership	90.000	The Cigna Group	NO	
.0901	Cigna Group	00000	84-2083351				CG-AQ 477 South Market Street LLC	DE	NIA	CARING Firestone Investor LLC	Ownership	85.000	The Cigna Group	NO	
.0901	Cigna Group	00000	81-3313562				CGGL City Parkway LLC	DE	NIA	CGGL Orange Collection LLC	Ownership	90.000	The Cigna Group	NO	
.0901	Cigna Group	00000	61-1797835				CGGL Orange Collection LLC	DE	NIA	Cigna Affiliates Realty Investment Group, LLC	Ownership	90.000	The Cigna Group	NO	
.0901	Cigna Group	00000	00-0000000				CGGL Orange Collection Mezz LLC	DE	NIA	CARING Orange Collection Investor LLC	Ownership	100.000	The Cigna Group	NO	
.0901	Cigna Group	00000	84-1843578				CGGL XR 2 International JV LLC	DE	NIA	CARING XR 2 International Investor LLC	Ownership	90.000	The Cigna Group	NO	
.0901	Cigna Group	00000	84-1843578				CGGL XR 2 International LLC	DE	NIA	CARING XR 2 International Investor LLC	Ownership	90.000	The Cigna Group	NO	
.0901	Cigna Group	00000	84-1843578				CGGL XR 2 International Mezz LLC	DE	NIA	CARING XR 2 International Investor LLC	Ownership	90.000	The Cigna Group	NO	
.0901	Cigna Group	00000	84-1921719				CGGL XR International LLC	DE	NIA	CARING XR International Investor LLC	Ownership	90.000	The Cigna Group	NO	
.0901	Cigna Group	00000	84-4747045				CG-LEDO IBP I LLC	DE	NIA	CARING IBP Investor LLC	Ownership	90.000	The Cigna Group	NO	
.0901	Cigna Group	00000	84-4755025				CG-LEDO IBP II LLC	DE	NIA	CARING IBP Investor LLC	Ownership	90.000	The Cigna Group	NO	
.0901	Cigna Group	00000	84-4773972				CG-LEDO IBP Venture LLC	DE	NIA	CARING IBP Investor LLC	Ownership	90.000	The Cigna Group	NO	
.0901	Cigna Group	00000	33-3803026				CG-Ledo Whisper Venture, LLC	DE	NIA	CARING San Marcos Investor LLC	Ownership	90.000	The Cigna Group	NO	
.0901	Cigna Group	00000	83-2993316				CG-Muller 550 Winchester, LLC	DE	NIA	CARING Century Plaza Investor LLC	Ownership	90.000	The Cigna Group	NO	
.0901	Cigna Group	00000	59-3466707				Chiro Alliance Corporation	FL	NIA	eviCore healthcare MSI, LLC	Ownership	100.000	The Cigna Group	NO	

41.3

ANNUAL STATEMENT FOR THE YEAR 2025 OF THE CIGNA DENTAL HEALTH OF OHIO INC

SCHEDULE Y

PART 1A - DETAILS OF INSURANCE HOLDING COMPANY SYSTEM

1	2	3	4	5	6	7	8	9	10	11	12	13	14	15	16
Group Code	Group Name	NAIC Company Code	ID Number	Federal RSSD	CIK	Name of Securities Exchange if Publicly Traded (U.S. or International)	Names of Parent, Subsidiaries Or Affiliates	Domi-ciliary Location	Relation-ship to Reporting Entity	Directly Controlled by (Name of Entity/Person)	Type of Control (Ownership, Board, Management, Attorney-in-Fact, Influence, Other)	If Control is Ownership Provide Percentage	Ultimate Controlling Entity(ies)/Person(s)	Is an SCA Filing Re-quired? (Yes/No)	*
.0901	Cigna Group	00000	93-1839287				CHSS JV, LLC	DE	NIA	Evernorth Health, Inc.	Ownership	100.000	The Cigna Group	NO	
.0901	Cigna Group	00000	81-3389374				CIG-LEI Ygnacio Associates LLC Cigna & CMB Asset Management Company Limited	DE	NIA	Cigna Affiliates Realty Investment Group, LLC Cigna & CMB Life Insurance Company Limited	Ownership	90.000	The Cigna Group	NO	
.0901	Cigna Group	00000	00-0000000					CHN	NIA	Cigna & CMB Life Insurance Company Limited	Ownership	87.350	The Cigna Group	NO	
.0901	Cigna Group	00000	00-0000000				Cigna & CMB Health Services Company, Ltd.	CHN	NIA	Cigna Health and Life Insurance Company	Ownership	100.000	The Cigna Group	NO	
.0901	Cigna Group	00000	00-0000000				Cigna & CMB Life Insurance Company Limited	CHN	IA	Cigna Health and Life Insurance Company	Ownership	50.000	The Cigna Group	NO	
.0901	Cigna Group	00000	00-0000000				CIGNA 2000 UK Pension LTD Cigna Affiliates Realty Investment Group, LLC	GBR	NIA	Cigna European Services (UK) Limited Connecticut General Life Insurance Company	Ownership	100.000	The Cigna Group	NO	
.0901	Cigna Group	00000	27-5402196					DE	NIA		Ownership	100.000	The Cigna Group	NO	
.0901	Cigna Group	00000	00-0000000				Cigna Alder Holdings, LLC	DE	NIA	Cigna Apac Holdings, Ltd.	Ownership	100.000	The Cigna Group	NO	
.0901	Cigna Group	00000	00-0000000				Cigna Apac Holdings, Ltd.	BMU	NIA	Cigna Palmetto Holdings, Ltd.	Ownership	100.000	The Cigna Group	NO	
.0901	Cigna Group	13733	03-0452349				Cigna Arbor Life Insurance Company	CT	IA	Connecticut General Corporation	Ownership	100.000	The Cigna Group	NO	
.0901	Cigna Group	00000	00-0000000				Cigna Bellevue Alpha LLC	DE	NIA	Cigna Holdings Overseas, Inc.	Ownership	100.000	The Cigna Group	NO	
.0901	Cigna Group	00000	01-0947889		1489070		Cigna Benefits Financing, Inc.	DE	NIA	Cigna Investments, Inc.	Ownership	100.000	The Cigna Group	NO	
.0901	Cigna Group	00000	00-0000000				Cigna Cedar Holdings, Ltd.	MLT	NIA	Cigna Apac Holdings, Ltd.	Ownership	100.000	The Cigna Group	NO	
.0901	Cigna Group	00000	98-1137759				Cigna Chestnut Holdings, Ltd.	GBR	NIA	Cigna Walnut Holdings, Ltd.	Ownership	100.000	The Cigna Group	NO	
.0901	Cigna Group	00000	27-3396038				Cigna Corporate Services, LLC Cigna Data Services (Shanghai) Company Limited	DE	NIA	Cigna Health and Life Insurance Company	Ownership	100.000	The Cigna Group	NO	
.0901	Cigna Group	00000	00-0000000					CHN	NIA	Cigna Hong Kong Holdings Company Limited	Ownership	100.000	The Cigna Group	NO	
.0901	Cigna Group	00000	59-2600475				Cigna Dental Health Of California, Inc.	CA	NIA	Cigna Dental Health, Inc.	Ownership	100.000	The Cigna Group	NO	
.0901	Cigna Group	11175	59-2675861				Cigna Dental Health Of Colorado, Inc.	CO	IA	Cigna Dental Health, Inc.	Ownership	100.000	The Cigna Group	NO	
.0901	Cigna Group	95380	59-2676987				Cigna Dental Health Of Delaware, Inc.	DE	IA	Cigna Dental Health, Inc.	Ownership	100.000	The Cigna Group	NO	
.0901	Cigna Group	52021	59-1611217				Cigna Dental Health Of Florida, Inc.	FL	IA	Cigna Dental Health, Inc.	Ownership	100.000	The Cigna Group	NO	
.0901	Cigna Group	52024	59-2625350				Cigna Dental Health Of Kansas, Inc.	KS	IA	Cigna Dental Health, Inc.	Ownership	100.000	The Cigna Group	NO	
.0901	Cigna Group	52108	59-2619589				Cigna Dental Health Of Kentucky, Inc.	KY	IA	Cigna Dental Health, Inc.	Ownership	100.000	The Cigna Group	NO	
.0901	Cigna Group	48119	20-2844020				Cigna Dental Health Of Maryland, Inc.	MD	IA	Cigna Dental Health, Inc.	Ownership	100.000	The Cigna Group	NO	
.0901	Cigna Group	11160	06-1582068				Cigna Dental Health Of Missouri, Inc.	MO	IA	Cigna Dental Health, Inc.	Ownership	100.000	The Cigna Group	NO	
.0901	Cigna Group	11167	59-2308062				Cigna Dental Health Of New Jersey, Inc.	NJ	IA	Cigna Dental Health, Inc.	Ownership	100.000	The Cigna Group	NO	
.0901	Cigna Group	95179	56-1803464				Cigna Dental Health Of North Carolina, Inc.	NC	IA	Cigna Dental Health, Inc.	Ownership	100.000	The Cigna Group	NO	
.0901	Cigna Group	47805	59-2579774				Cigna Dental Health Of Ohio, Inc.	OH	RE	Cigna Dental Health, Inc.	Ownership	100.000	The Cigna Group	NO	
.0901	Cigna Group	47041	52-1220578				Cigna Dental Health Of Pennsylvania, Inc.	PA	IA	Cigna Dental Health, Inc.	Ownership	100.000	The Cigna Group	NO	
.0901	Cigna Group	95037	59-2676977				Cigna Dental Health Of Texas, Inc.	TX	IA	Cigna Dental Health, Inc.	Ownership	100.000	The Cigna Group	NO	
.0901	Cigna Group	52617	52-2188914				Cigna Dental Health Of Virginia, Inc.	VA	IA	Cigna Dental Health, Inc.	Ownership	100.000	The Cigna Group	NO	
.0901	Cigna Group	47013	86-0807222				Cigna Dental Health Plan Of Arizona, Inc.	AZ	IA	Cigna Dental Health, Inc.	Ownership	100.000	The Cigna Group	NO	
.0901	Cigna Group	00000	59-2308055				Cigna Dental Health, Inc.	FL	UDP	Connecticut General Corporation	Ownership	100.000	The Cigna Group	NO	
.0901	Cigna Group	00000	98-1155943				Cigna Elmwood Holdings, SPRL	BEL	NIA	Cigna Myrtle Holdings, Ltd.	Ownership	100.000	The Cigna Group	NO	
.0901	Cigna Group	00000	00-0000000				Cigna Europe Insurance Company S.A. - N.V.	BEL	IA	Cigna Myrtle Holdings, Ltd.	Ownership	52.820	The Cigna Group	NO	
.0901	Cigna Group	00000	00-0000000				Cigna European Services (UK) Limited	GBR	NIA	Cigna Elmwood Holdings, SPRL	Ownership	100.000	The Cigna Group	NO	
.0901	Cigna Group	00000	51-0389196				Cigna Global Holdings, Inc.	DE	NIA	Cigna Holdings, Inc.	Ownership	100.000	The Cigna Group	NO	
.0901	Cigna Group	00000	68-0676638				Cigna Global Insurance Company Limited	GGY	IA	Cigna Holdings Overseas, Inc.	Ownership	99.990	The Cigna Group	NO	
.0901	Cigna Group	00000	98-0210110				Cigna Global Reinsurance Company, Ltd.	BMU	IA	Cigna Global Holdings, Inc.	Ownership	100.000	The Cigna Group	NO	
.0901	Cigna Group	00000	00-0000000				Cigna Global Wellbeing Holdings Limited	GBR	NIA	Connecticut General Corporation	Ownership	70.000	The Cigna Group	NO	
.0901	Cigna Group	00000	00-0000000				Cigna Global Wellbeing Solutions Limited	GBR	NIA	Cigna Global Wellbeing Holdings Limited	Ownership	100.000	The Cigna Group	NO	
.0901	Cigna Group	67369	59-1031071				Cigna Health and Life Insurance Company	CT	IA	Connecticut General Life Insurance Company	Ownership	100.000	The Cigna Group	NO	
.0901	Cigna Group	00000	62-1312478				Cigna Health Corporation	DE	NIA	Connecticut General Corporation	Ownership	100.000	The Cigna Group	NO	
.0901	Cigna Group	00000	23-1728483				Cigna Health Management, Inc.	DE	NIA	Connecticut General Corporation	Ownership	100.000	The Cigna Group	NO	
.0901	Cigna Group	00000	00-0000000				Cigna Health Solution India Pvt. Ltd.	IND	NIA	Cigna Holdings Overseas, Inc.	Ownership	99.900	The Cigna Group	NO	

ANNUAL STATEMENT FOR THE YEAR 2025 OF THE CIGNA DENTAL HEALTH OF OHIO INC

SCHEDULE Y

PART 1A - DETAILS OF INSURANCE HOLDING COMPANY SYSTEM

1	2	3	4	5	6	7	8	9	10	11	12	13	14	15	16
Group Code	Group Name	NAIC Company Code	ID Number	Federal RSSD	CIK	Name of Securities Exchange if Publicly Traded (U.S. or International)	Names of Parent, Subsidiaries Or Affiliates	Domi-ciliary Location	Relation-ship to Reporting Entity	Directly Controlled by (Name of Entity/Person)	Type of Control (Ownership, Board, Management, Attorney-in-Fact, Influence, Other)	If Control is Ownership Provide Percentage	Ultimate Controlling Entity(ies)/Person(s)	Is an SCA Filing Re-quired? (Yes/No)	*
.0901	Cigna Group	00000	23-2741293				Cigna Healthcare Benefits, Inc.	DE	NIA	Connecticut General Corporation	Ownership	100.000	The Cigna Group	NO	
.0901	Cigna Group	00000	00-0000000				Cigna Healthcare Eastern Technology Services Company	HKG	NIA	Cigna Hong Kong Holdings Company Limited	Ownership	100.000	The Cigna Group	NO	
.0901	Cigna Group	00000	84-0985843				Cigna Healthcare Holdings, Inc.	CO	NIA	Connecticut General Corporation	Ownership	100.000	The Cigna Group	NO	
.0901	Cigna Group	95125	86-0334392				Cigna HealthCare of Arizona, Inc.	AZ	IA	Healthsource, Inc.	Ownership	100.000	The Cigna Group	NO	
.0901	Cigna Group	00000	95-3310115				Cigna HealthCare of California, Inc.	CA	NIA	Healthsource, Inc.	Ownership	100.000	The Cigna Group	NO	
.0901	Cigna Group	95660	06-1141174				Cigna HealthCare of Connecticut, Inc.	CT	IA	Healthsource, Inc.	Ownership	100.000	The Cigna Group	NO	
.0901	Cigna Group	95136	59-2089259				Cigna HealthCare of Florida, Inc.	FL	IA	Healthsource, Inc.	Ownership	100.000	The Cigna Group	NO	
.0901	Cigna Group	96229	58-1641057				Cigna HealthCare of Georgia, Inc.	GA	IA	Healthsource, Inc.	Ownership	100.000	The Cigna Group	NO	
.0901	Cigna Group	95602	36-3385638				Cigna HealthCare of Illinois, Inc.	IL	IA	Healthsource, Inc.	Ownership	100.000	The Cigna Group	NO	
.0901	Cigna Group	95525	35-1679172				Cigna HealthCare of Indiana, Inc.	IN	IA	Healthsource, Inc.	Ownership	100.000	The Cigna Group	NO	
.0901	Cigna Group	95493	02-0387749				Cigna HealthCare of New Hampshire, Inc.	NH	IA	Healthsource, Inc.	Ownership	100.000	The Cigna Group	NO	
.0901	Cigna Group	95500	22-2720890				Cigna HealthCare of New Jersey, Inc.	NJ	IA	Healthsource, Inc.	Ownership	100.000	The Cigna Group	NO	
.0901	Cigna Group	95132	56-1479515				Cigna HealthCare of North Carolina, Inc.	NC	IA	Healthsource, Inc.	Ownership	100.000	The Cigna Group	NO	
.0901	Cigna Group	95708	06-1185590				Cigna HealthCare of South Carolina, Inc.	SC	IA	Healthsource, Inc.	Ownership	100.000	The Cigna Group	NO	
.0901	Cigna Group	95635	36-3359925				Cigna HealthCare of St. Louis, Inc.	MO	IA	Healthsource, Inc.	Ownership	100.000	The Cigna Group	NO	
.0901	Cigna Group	95606	62-1218053				Cigna HealthCare of Tennessee, Inc.	TN	IA	Healthsource, Inc.	Ownership	100.000	The Cigna Group	NO	
.0901	Cigna Group	95383	74-2767437				Cigna HealthCare of Texas, Inc.	TX	IA	Healthsource, Inc.	Ownership	100.000	The Cigna Group	NO	
.0901	Cigna Group	00000	02-0495422				Cigna Healthcare, Inc.	VT	NIA	Cigna Healthcare Holdings, Inc.	Ownership	100.000	The Cigna Group	NO	
.0901	Cigna Group	00000	06-1059331				Cigna Holding Company	DE	UIP	The Cigna Group	Ownership	100.000	The Cigna Group	NO	
.0901	Cigna Group	00000	23-3009279				Cigna Holdings Overseas, Inc.	DE	NIA	Cigna Global Reinsurance Company, Ltd.	Ownership	100.000	The Cigna Group	NO	
.0901	Cigna Group	00000	06-1072796				Cigna Holdings, Inc.	DE	UIP	Cigna Holding Company	Ownership	100.000	The Cigna Group	NO	
.0901	Cigna Group	00000	00-0000000				Cigna Hong Kong Holdings Company Limited	HKG	NIA	Cigna Chestnut Holdings, Ltd.	Ownership	100.000	The Cigna Group	NO	
.0901	Cigna Group	00000	27-1903785				Cigna Insurance Agency, LLC	CT	NIA	Cigna Health and Life Insurance Company	Ownership	100.000	The Cigna Group	NO	
.0901	Cigna Group	00000	00-0000000				Cigna Insurance Management Services (DIFC), Ltd.	ARE	NIA	Cigna Apac Holdings, Ltd.	Ownership	100.000	The Cigna Group	NO	
.0901	Cigna Group	00000	00-0000000				Cigna Insurance Middle East S.A.L.	LBN	IA	Cigna Cedar Holdings, Ltd.	Ownership	100.000	The Cigna Group	NO	
.0901	Cigna Group	00000	00-0000000				Cigna Insurance Services (Europe) Limited	GBR	NIA	Cigna Willow Holdings, LTD.	Ownership	100.000	The Cigna Group	NO	
.0901	Cigna Group	00000	23-2924152				Cigna Integratedcare, Inc.	DE	NIA	Connecticut General Corporation	Ownership	100.000	The Cigna Group	NO	
.0901	Cigna Group	00000	51-0402128				Cigna Intellectual Property, Inc.	DE	NIA	Cigna Holdings, Inc.	Ownership	100.000	The Cigna Group	NO	
.0901	Cigna Group	00000	51-0111677				Cigna International Corporation, Inc.	DE	NIA	Cigna Global Holdings, Inc.	Ownership	100.000	The Cigna Group	NO	
.0901	Cigna Group	00000	52-0291385				Cigna International Finance, Inc.	DE	NIA	Cigna Investment Group, Inc.	Ownership	100.000	The Cigna Group	NO	
.0901	Cigna Group	00000	00-0000000				Cigna International Health Services Kenya Limited	KEN	NIA	Cigna International Health Services, BVBA	Ownership	100.000	The Cigna Group	NO	
.0901	Cigna Group	00000	00-0000000				Cigna International Health Services Sdn. Bhd.	MYS	NIA	Cigna Hong Kong Holdings Company Limited	Ownership	100.000	The Cigna Group	NO	
.0901	Cigna Group	00000	00-0000000				Cigna International Health Services, BVBA	BEL	NIA	Cigna Elmwood Holdings, Ltd.	Ownership	51.000	The Cigna Group	NO	
.0901	Cigna Group	00000	30-0526216				Cigna International Health Services, LLC	FL	NIA	Cigna International Health Services, BVBA	Ownership	100.000	The Cigna Group	NO	
.0901	Cigna Group	00000	00-0000000				Cigna International Marketing (Thailand) Limited	THA	NIA	Cigna Global Holdings, Inc.	Ownership	99.900	The Cigna Group	NO	
.0901	Cigna Group	00000	00-0000000				Cigna International Services Australia Pty Ltd.	AUS	NIA	Cigna Chestnut Holdings, Ltd.	Ownership	100.000	The Cigna Group	NO	
.0901	Cigna Group	00000	23-2610178				Cigna International Services, Inc.	DE	NIA	Cigna Global Holdings, Inc.	Ownership	100.000	The Cigna Group	NO	
.0901	Cigna Group	00000	06-1095823				Cigna Investment Group, Inc.	DE	NIA	Cigna Holdings, Inc.	Ownership	100.000	The Cigna Group	NO	
.0901	Cigna Group	00000	06-0861092				Cigna Investments, Inc.	DE	NIA	Cigna Investment Group, Inc.	Ownership	100.000	The Cigna Group	NO	
.0901	Cigna Group	00000	98-1146864				Cigna Laurel Holdings, Ltd.	BMU	NIA	Cigna Linden Holdings, Inc.	Ownership	100.000	The Cigna Group	NO	
.0901	Cigna Group	00000	00-0000000				Cigna Legal Protection U.K. Ltd.	GBR	NIA	Cigna Willow Holdings, LTD.	Ownership	100.000	The Cigna Group	NO	
.0901	Cigna Group	00000	AA-1560515				Cigna Life Insurance Company of Canada	CAN	IA	Cigna Chestnut Holdings, Ltd.	Ownership	100.000	The Cigna Group	NO	
.0901	Cigna Group	00000	AA-1240009				Cigna Life Insurance Company of Europe S.A.-N.V.	BEL	IA	Cigna Elmwood Holdings, SPRL	Ownership	51.000	The Cigna Group	NO	

41.5

ANNUAL STATEMENT FOR THE YEAR 2025 OF THE CIGNA DENTAL HEALTH OF OHIO INC

SCHEDULE Y

PART 1A - DETAILS OF INSURANCE HOLDING COMPANY SYSTEM

1	2	3	4	5	6	7	8	9	10	11	12	13	14	15	16
Group Code	Group Name	NAIC Company Code	ID Number	Federal RSSD	CIK	Name of Securities Exchange if Publicly Traded (U.S. or International)	Names of Parent, Subsidiaries Or Affiliates	Domiciliary Location	Relationship to Reporting Entity	Directly Controlled by (Name of Entity/Person)	Type of Control (Ownership, Board, Management, Attorney-in-Fact, Influence, Other)	If Control is Ownership Provide Percentage	Ultimate Controlling Entity(ies)/Person(s)	Is an SCA Filing Required? (Yes/No)	*
.0901	Cigna Group	00000	46-4110289				Cigna Linden Holdings, Inc.	DE	NIA	Cigna Holdings Overseas, Inc.	Ownership	82.000	The Cigna Group	NO	
.0901	Cigna Group	00000	23-2741294				Cigna Managed Care Benefits Company	DE	NIA	Connecticut General Corporation	Ownership	100.000	The Cigna Group	NO	
.0901	Cigna Group	00000	87-3374500				Cigna Management Company LLC	DE	NIA	Cigna Health and Life Insurance Company	Ownership	100.000	The Cigna Group	NO	
.0901	Cigna Group	00000	98-1154657				Cigna Myrtle Holdings, Ltd.	MLT	NIA	Cigna Apac Holdings, Ltd.	Ownership	99.999	The Cigna Group	NO	
.0901	Cigna Group	00000	00-0000000				Cigna Nederland Gamma B.V.	NLD	NIA	Cigna Walnut Holdings, Ltd.	Ownership	100.000	The Cigna Group	NO	
.0901	Cigna Group	00000	00-0000000				Cigna Oak Holdings, Ltd.	GBR	NIA	Cigna Elmwood Holdings, SPRL	Ownership	100.000	The Cigna Group	NO	
.0901	Cigna Group	00000	98-1232443				Cigna Palmetto Holdings, Ltd.	BMJ	NIA	Cigna Laurel Holdings, Ltd.	Ownership	100.000	The Cigna Group	NO	
.0901	Cigna Group	00000	46-4099800				Cigna Poplar Holdings, Inc.	DE	NIA	Cigna Holdings Overseas, Inc.	Ownership	100.000	The Cigna Group	NO	
.0901	Cigna Group	00000	06-1071502				Cigna RE Corporation	DE	NIA	Connecticut General Corporation	Ownership	100.000	The Cigna Group	NO	
.0901	Cigna Group	00000	06-1567902				Cigna Resource Manager, Inc.	DE	NIA	Connecticut General Corporation	Ownership	100.000	The Cigna Group	NO	
.0901	Cigna Group	00000	00-0000000				Cigna Services Middle East FZE	ARE	NIA	Cigna Cedar Holdings, Ltd.	Ownership	100.000	The Cigna Group	NO	
.0901	Cigna Group	00000	00-0000000				Cigna Spruce Holdings GmbH	CHE	NIA	Cigna Chestnut Holdings, Ltd.	Ownership	100.000	The Cigna Group	NO	
.0901	Cigna Group	00000	00-0000000				Cigna Teak Holdings, LLC	DE	NIA	Cigna Global Holdings, Inc.	Ownership	100.000	The Cigna Group	NO	
.0901	Cigna Group	00000	83-1068280				Cigna Ventures, LLC	DE	NIA	Cigna Health and Life Insurance Company	Ownership	100.000	The Cigna Group	NO	
.0901	Cigna Group	00000	00-0000000				Cigna Walnut Holdings, Ltd.	GBR	NIA	Cigna Apac Holdings, Ltd.	Ownership	100.000	The Cigna Group	NO	
.0901	Cigna Group	00000	00-0000000				Cigna Willow Holdings, Ltd.	GBR	NIA	Cigna Oak Holdings, Ltd.	Ownership	100.000	The Cigna Group	NO	
.0901	Cigna Group	00000	00-0000000				Cigna Worldwide General Insurance Company Limited	HKG	IA	Cigna Hong Kong Holdings Company Limited	Ownership	100.000	The Cigna Group	NO	
.0901	Cigna Group	90859	23-2088429				Cigna Worldwide Insurance Company	DE	IA	Cigna Global Reinsurance Company, Ltd.	Ownership	100.000	The Cigna Group	NO	
.0901	Cigna Group	00000	85-2732455				Cigna-Evernorth Services, Inc.	DE	NIA	The Cigna Group	Ownership	100.000	The Cigna Group	NO	
.0901	Cigna Group	00000	86-2964997				CI-GS Elan Everett Phase I, LLC	DE	NIA	CARING Elan I Investor, LLC	Ownership	90.000	The Cigna Group	NO	
.0901	Cigna Group	00000	86-3726159				CI-GS Elan Everett Phase II, LLC	DE	NIA	CARING Elan II Investor, LLC	Ownership	39.000	The Cigna Group	NO	
.0901	Cigna Group	00000	82-1612980				CI-GS Hillcrest LLC	DE	NIA	CARING Hillcrest Investor LLC	Ownership	90.000	The Cigna Group	NO	
.0901	Cigna Group	00000	82-4774243				CI-GS Portland, LLC	DE	NIA	CARING 18th & Salmon Investor LLC	Ownership	86.200	The Cigna Group	NO	
.0901	Cigna Group	00000	88-3907567				CI-GS Slabtown, LLC	DE	NIA	CARING Slabtown Investor LLC	Ownership	85.000	The Cigna Group	NO	
.0901	Cigna Group	00000	92-2089889				CI-GS Tasman East Apartments, LLC	DE	NIA	CARING Tasman East Investor LLC	Ownership	85.000	The Cigna Group	NO	
.0901	Cigna Group	00000	00-0000000				Claims and Risk Services Limited	SAU	IA	NAS Neuron Health Services, L.L.C.	Ownership	50.000	The Cigna Group	NO	
.0901	Cigna Group	00000	84-1461840				Community Health Network, LLC	MT	NIA	Benefit Management Corp.	Ownership	50.000	The Cigna Group	NO	
.0901	Cigna Group	00000	06-1252419				Connecticut General Benefit Payments, Inc.	DE	NIA	Connecticut General Corporation	Ownership	100.000	The Cigna Group	NO	
.0901	Cigna Group	00000	06-0840391				Connecticut General Corporation	CT	UIP	Cigna Holdings, Inc.	Ownership	100.000	The Cigna Group	NO	
.0901	Cigna Group	62308	06-0303370		0000023419		Connecticut General Life Insurance Company	CT	IA	Connecticut General Corporation	Ownership	100.000	The Cigna Group	NO	
.0901	Cigna Group	00000	99-2781951				Constellation Continental Owner, LLC	DE	NIA	CARING Continental Investor LLC	Ownership	80.000	The Cigna Group	NO	
.0901	Cigna Group	00000	39-4543707				Constellation Mills Owner LLC	DE	NIA	CARING Mills Road Investor LLC	Ownership	80.000	The Cigna Group	NO	
.0901	Cigna Group	00000	00-0000000				Council For Affordable Quality Healthcare, Inc.	DE	NIA	Cigna Health and Life Insurance Company	Ownership	12.000	The Cigna Group	NO	
.0901	Cigna Group	00000	39-3066994				CP-Aspen, LLC	DE	NIA	Evernorth Health, Inc.	Ownership	100.000	The Cigna Group	NO	
.0901	Cigna Group	00000	00-0000000				CP-Cedar, LLC	DE	NIA	Evernorth Health, Inc.	Ownership	100.000	The Cigna Group	NO	
.0901	Cigna Group	00000	00-0000000				CP-Oak, LLC	DE	NIA	Evernorth Health, Inc.	Ownership	100.000	The Cigna Group	NO	
.0901	Cigna Group	00000	82-4936006				CPI-CII 9171 Wilshire JV LLC	DE	NIA	Cigna Affiliates Realty Investment Group, LLC	Ownership	90.000	The Cigna Group	NO	
.0901	Cigna Group	00000	85-3456644				CPRx MSO, LLC	DE	NIA	Carepath RX Services, LLC	Ownership	100.000	The Cigna Group	NO	
.0901	Cigna Group	00000	27-3555688				CR Washington Street Investors LP	DE	NIA	Cigna Affiliates Realty Investment Group, LLC	Ownership	33.820	Charles River Washington Street LLC (non-affiliate)	NO	
.0901	Cigna Group	00000	36-4369972				CuraScript, Inc.	DE	NIA	Express Scripts, Inc.	Ownership	100.000	The Cigna Group	NO	
.0901	Cigna Group	00000	86-1305728				Deco Apartments JV LLC	DE	NIA	CARING Deco Investor LLC	Ownership	90.000	The Cigna Group	NO	
.0901	Cigna Group	00000	86-1334095				Deco Apartments Owner LLC	DE	NIA	CARING Deco Investor LLC	Ownership	90.000	The Cigna Group	NO	
.0901	Cigna Group	00000	16-1526641				Diversified NY IPA, Inc.	NY	NIA	Diversified Pharmaceutical Services, Inc.	Ownership	100.000	The Cigna Group	NO	
.0901	Cigna Group	00000	41-1627938				Diversified Pharmaceutical Services, Inc.	IN	NIA	Express Scripts, Inc.	Ownership	100.000	The Cigna Group	NO	

416

ANNUAL STATEMENT FOR THE YEAR 2025 OF THE CIGNA DENTAL HEALTH OF OHIO INC

SCHEDULE Y

PART 1A - DETAILS OF INSURANCE HOLDING COMPANY SYSTEM

1	2	3	4	5	6	7	8	9	10	11	12	13	14	15	16
Group Code	Group Name	NAIC Company Code	ID Number	Federal RSSD	CIK	Name of Securities Exchange if Publicly Traded (U.S. or International)	Names of Parent, Subsidiaries Or Affiliates	Domiciliary Location	Relationship to Reporting Entity	Directly Controlled by (Name of Entity/Person)	Type of Control (Ownership, Board, Management, Attorney-in-Fact, Influence, Other)	If Control is Ownership Provide Percentage	Ultimate Controlling Entity(ies)/Person(s)	Is an SCA Filing Required? (Yes/No)	*
.0901	Cigna Group	00000	27-3542089				Econdisc Contracting Solutions, LLC	DE	NIA	Express Scripts Pharmaceutical Procurement LLC (90%)	Ownership	90.000	The Cigna Group	NO	
.0901	Cigna Group	00000	00-0000000				Egyptian Emirates Administration Services SAE	EGY	NIA	NAS Neuron Health Services, L.L.C.	Ownership	64.999	The Cigna Group	NO	
.0901	Cigna Group	00000	33-2457648				Embassy Row Venture LLC	DE	NIA	Cigna Embassy Row Investor LLC	Ownership	90.000	The Cigna Group	NO	
.0901	Cigna Group	00000	00-0000000				ESI Canada	CAN	NIA	Express Scripts Canada Co. (99.9%); ESI-GP Canada, ULC (0.1%)	Ownership	100.000	The Cigna Group	NO	
.0901	Cigna Group	00000	00-0000000				ESI GP Canada ULC	CAN	NIA	Express Scripts Canada Co.	Ownership	100.000	The Cigna Group	NO	
.0901	Cigna Group	00000	43-1925556				ESI GP Holdings, Inc.	DE	NIA	Express Scripts, Inc.	Ownership	100.000	The Cigna Group	NO	
.0901	Cigna Group	00000	00-0000000				ESI GP2 Canada ULC	CAN	NIA	Express Scripts Canada Co.	Ownership	100.000	The Cigna Group	NO	
.0901	Cigna Group	00000	74-2974964				ESI Mail Order Processing, Inc. (f/k/a NXI)	DE	NIA	Express Scripts, Inc.	Ownership	100.000	The Cigna Group	NO	
.0901	Cigna Group	00000	43-1867735				ESI Mail Pharmacy Service, Inc.	DE	NIA	Express Scripts, Inc.	Ownership	100.000	The Cigna Group	NO	
.0901	Cigna Group	00000	43-1925562				ESI Partnership	DE	NIA	Express Scripts, Inc. (82%); ESI-GP Holdings, Inc. (18%)	Ownership	100.000	The Cigna Group	NO	
.0901	Cigna Group	00000	41-2006555				ESI Resources, Inc.	IN	NIA	ESI Partnership	Ownership	100.000	The Cigna Group	NO	
.0901	Cigna Group	00000	92-1016132				ESSCH Holdings, Inc.	DE	NIA	Express Scripts, Inc.	Ownership	100.000	The Cigna Group	NO	
.0901	Cigna Group	00000	00-0000000				Evernorth Accountable Care One, LLC	DE	NIA	Evernorth Accountable Care, LLC	Ownership	100.000	The Cigna Group	NO	
.0901	Cigna Group	00000	93-1916563				Evernorth Accountable Care, LLC	DE	NIA	Evernorth Health, Inc.	Ownership	100.000	The Cigna Group	NO	
.0901	Cigna Group	00000	94-3107309				Evernorth Behavioral Health of California, Inc.	CA	NIA	Evernorth Behavioral Health, Inc.	Ownership	100.000	The Cigna Group	NO	
.0901	Cigna Group	00000	75-2751090				Evernorth Behavioral Health of Texas, Inc.	TX	NIA	Evernorth Behavioral Health, Inc.	Ownership	100.000	The Cigna Group	NO	
.0901	Cigna Group	00000	41-1648670				Evernorth Behavioral Health, Inc.	IN	NIA	Connecticut General Corporation	Ownership	100.000	The Cigna Group	NO	
.0901	Cigna Group	00000	33-3880663				Evernorth Behavioral Services, LLC	DE	NIA	Evernorth Care Solutions, Inc.	Ownership	100.000	The Cigna Group	NO	
.0901	Cigna Group	00000	99-1584892				Evernorth Care Group, LLC	DE	NIA	Cigna HealthCare of Arizona, Inc.	Ownership	100.000	The Cigna Group	NO	
.0901	Cigna Group	00000	86-1465626				Evernorth Care Solutions, Inc.	DE	NIA	Evernorth Health, Inc.	Ownership	100.000	The Cigna Group	NO	
.0901	Cigna Group	00000	32-0222252				Evernorth Direct Health, LLC	DE	NIA	Evernorth Health, Inc.	Ownership	100.000	The Cigna Group	NO	
.0901	Cigna Group	00000	33-2256054				Evernorth Federal Services, Inc.	DE	NIA	Evernorth Health, Inc.	Ownership	100.000	The Cigna Group	NO	
.0901	Cigna Group	00000	45-2884094				Evernorth Health, Inc.	DE	NIA	The Cigna Group	Ownership	100.000	The Cigna Group	NO	
.0901	Cigna Group	00000	00-0000000				Evernorth Ireland Limited	IRL	NIA	Evernorth Health, Inc.	Ownership	100.000	The Cigna Group	NO	
.0901	Cigna Group	00000	99-1207331				Evernorth Network Services, LLC	DE	NIA	Evernorth Accountable Care, LLC	Ownership	100.000	The Cigna Group	NO	
.0901	Cigna Group	00000	85-2759151				Evernorth Sales Operations, Inc.	DE	NIA	Evernorth Health, Inc.	Ownership	100.000	The Cigna Group	NO	
.0901	Cigna Group	00000	85-2717903				Evernorth Strategic Development, Inc.	DE	NIA	The Cigna Group	Ownership	100.000	The Cigna Group	NO	
.0901	Cigna Group	00000	93-3608409				Evernorth Wholesale Distribution, Inc.	DE	NIA	Priority Healthcare Distribution, Inc.	Ownership	100.000	The Cigna Group	NO	
.0901	Cigna Group	00000	93-1946921				Evernorth-VillageMD Care Alliance of AZ, LLC	DE	NIA	Evernorth Accountable Care, LLC	Ownership	85.000	The Cigna Group	NO	
.0901	Cigna Group	00000	93-3088901				Evernorth-VillageMD Care Alliance of CT, LLC	DE	NIA	Evernorth Accountable Care, LLC	Ownership	85.000	The Cigna Group	NO	
.0901	Cigna Group	00000	93-1971121				Evernorth-VillageMD Care Alliance of GA, LLC	DE	NIA	Evernorth Accountable Care, LLC	Ownership	85.000	The Cigna Group	NO	
.0901	Cigna Group	00000	93-2000610				Evernorth-VillageMD Care Alliance of NJ, LLC	NJ	NIA	Evernorth Accountable Care, LLC	Ownership	85.000	The Cigna Group	NO	
.0901	Cigna Group	00000	93-2024744				Evernorth-VillageMD Care Alliance of TX, LLC	DE	NIA	Evernorth Accountable Care, LLC	Ownership	85.000	The Cigna Group	NO	
.0901	Cigna Group	00000	93-2676484				Evernorth-VillageMD Health Organization of Texas, Inc.	TX	NIA	Evernorth-VillageMD Care Alliance of Texas, LLC	Ownership	85.000	The Cigna Group	NO	
.0901	Cigna Group	00000	46-4676347				eviCore 1, LLC	DE	NIA	Evernorth Health, Inc.	Ownership	100.000	The Cigna Group	NO	
.0901	Cigna Group	00000	62-1615395				eviCore healthcare MSI, LLC	TN	NIA	MedSolutions Holdings, Inc.	Ownership	100.000	The Cigna Group	NO	
.0901	Cigna Group	13918	27-3175443				Express Reinsurance Company	MO	IA	Express Scripts, Inc.	Ownership	100.000	The Cigna Group	NO	
.0901	Cigna Group	00000	41-2063830				Express Scripts Administrators LLC	DE	NIA	Medco Health Solutions, Inc.	Ownership	100.000	The Cigna Group	NO	

41.7

ANNUAL STATEMENT FOR THE YEAR 2025 OF THE CIGNA DENTAL HEALTH OF OHIO INC

SCHEDULE Y

PART 1A - DETAILS OF INSURANCE HOLDING COMPANY SYSTEM

1	2	3	4	5	6	7	8	9	10	11	12	13	14	15	16
Group Code	Group Name	NAIC Company Code	ID Number	Federal RSSD	CIK	Name of Securities Exchange if Publicly Traded (U.S. or International)	Names of Parent, Subsidiaries Or Affiliates	Domi-ciliary Location	Relation-ship to Reporting Entity	Directly Controlled by (Name of Entity/Person)	Type of Control (Ownership, Board, Management, Attorney-in-Fact, Influence, Other)	If Control is Ownership Provide Percentage	Ultimate Controlling Entity(ies)/Person(s)	Is an SCA Filing Re-quired? (Yes/No)	*
.0901	Cigna Group	00000	00-000000				Express Scripts Canada Co.	.CAN	NIA	Express Scripts Canada Holding Co.	Ownership	100.000	The Cigna Group	NO	
.0901	Cigna Group	00000	43-1942542				Express Scripts Canada Holding Co.	.DE	NIA	Express Scripts, Inc.	Ownership	100.000	The Cigna Group	NO	
.0901	Cigna Group	00000	27-1490640				Express Scripts Canada Holding, LLC	.DE	NIA	Express Scripts Canada Holding Co.	Ownership	100.000	The Cigna Group	NO	
.0901	Cigna Group	00000	00-000000				Express Scripts Canada Services	.CAN	NIA	Express Scripts Canada Co. (99.9%); ESI-GP2 Canada, ULC (0.1%)	Ownership	100.000	The Cigna Group	NO	
.0901	Cigna Group	00000	00-000000				Express Scripts Canada Wholesale	.CAN	NIA	Express Scripts Canada Co. (99.9%); ESI-GP2 Canada, ULC (0.1%)	Ownership	100.000	The Cigna Group	NO	
.0901	Cigna Group	00000	84-5003423				Express Scripts Health Information Network Partners, Inc.	.DE	NIA	Express Scripts, Inc.	Ownership	100.000	The Cigna Group	NO	
.0901	Cigna Group	00000	20-5826948				Express Scripts Pharmaceutical Procurement, LLC	.DE	NIA	ESI Mail Pharmacy Service, Inc. (50%); Express Scripts, Inc. (50%)	Ownership	100.000	The Cigna Group	NO	
.0901	Cigna Group	00000	00-000000				Express Scripts Pharmacy Atlantic, Ltd.	.CAN	NIA	Express Scripts Canada Services	Ownership	100.000	The Cigna Group	NO	
.0901	Cigna Group	00000	00-000000				Express Scripts Pharmacy Central, Ltd.	.CAN	NIA	Express Scripts Canada Services	Ownership	100.000	The Cigna Group	NO	
.0901	Cigna Group	00000	00-000000				Express Scripts Pharmacy Ontario, Ltd.	.CAN	NIA	Express Scripts Canada Services	Ownership	100.000	The Cigna Group	NO	
.0901	Cigna Group	00000	00-000000				Express Scripts Pharmacy West, Ltd.	.CAN	NIA	Express Scripts Canada Services	Ownership	100.000	The Cigna Group	NO	
.0901	Cigna Group	00000	30-0789911				Express Scripts Pharmacy, Inc.	.DE	NIA	Medco Health Services, Inc.	Ownership	100.000	The Cigna Group	NO	
.0901	Cigna Group	00000	22-3114423				Express Scripts Sales Operations, Inc.	.NJ	NIA	ESI Mail Pharmacy Service, Inc.	Ownership	100.000	The Cigna Group	NO	
.0901	Cigna Group	00000	20-3126104				Express Scripts Senior Care Holdings LLC	.DE	NIA	ESSCH Holdings, Inc.	Ownership	100.000	The Cigna Group	NO	
.0901	Cigna Group	00000	20-3126075				Express Scripts Senior Care, Inc.	.DE	NIA	ESSCH Holdings, Inc.	Ownership	100.000	The Cigna Group	NO	
.0901	Cigna Group	00000	43-1832983				Express Scripts Services Co.	.DE	NIA	Express Scripts, Inc.	Ownership	100.000	The Cigna Group	NO	
.0901	Cigna Group	00000	43-1869712				Express Scripts Specialty Distribution Services, Inc.	.DE	NIA	Express Scripts, Inc.	Ownership	100.000	The Cigna Group	NO	
.0901	Cigna Group	00000	22-2230703				Express Scripts Strategic Development, Inc.	.NJ	NIA	Express Scripts, Inc.	Ownership	100.000	The Cigna Group	NO	
.0901	Cigna Group	00000	43-1869714				Express Scripts Utilization Management Company	.DE	NIA	Express Scripts, Inc.	Ownership	100.000	The Cigna Group	NO	
.0901	Cigna Group	00000	43-1420563				Express Scripts, Inc.	.DE	NIA	Evernorth Health, Inc.	Ownership	100.000	The Cigna Group	NO	
.0901	Cigna Group	00000	00-000000				FirstAssist Administration Limited	.GBR	NIA	Cigna Willow Holdings, LTD.	Ownership	100.000	The Cigna Group	NO	
.0901	Cigna Group	00000	20-2392253				Florida Hospital DME/RT, LLC	.FL	NIA	PHM of Central Florida, LLC	Ownership	33.300	The Cigna Group	NO	
.0901	Cigna Group	00000	59-3142824				Florida Hospital Home Infusion, LLP	.FL	NIA	Prohealth Medical, LLC	Ownership	43.000	The Cigna Group	NO	
.0901	Cigna Group	00000	23-1914061				Former Cigna Investments, Inc.	.DE	NIA	Cigna Investment Group, Inc.	Ownership	100.000	The Cigna Group	NO	
.0901	Cigna Group	00000	88-3762943				Forsyth Health, LLC	.DE	NIA	Express Scripts, Inc.	Ownership	50.100	The Cigna Group	NO	
.0901	Cigna Group	00000	02-0523249				Freco, Inc.	.FL	NIA	Priority Healthcare Corporation	Ownership	100.000	The Cigna Group	NO	
.0901	Cigna Group	00000	20-3229217				Freedom Service Company, LLC	.FL	NIA	Lynnfield Drug, Inc.	Ownership	100.000	The Cigna Group	NO	
.0901	Cigna Group	00000	39-2378133				Genoa Red Bluff Owner, LLC	.DE	NIA	CARING Red Bluff Investor LLC	Ownership	85.000	The Cigna Group	NO	
.0901	Cigna Group	00000	00-000000				Gillette Ridge Community Council, Inc.	.CT	NIA	Connecticut General Life Insurance Company	Ownership	100.000	The Cigna Group	NO	
.0901	Cigna Group	00000	20-3700105				Gillette Ridge Golf, LLC	.DE	NIA	Connecticut General Life Insurance Company	Ownership	100.000	The Cigna Group	NO	
.0901	Cigna Group	00000	82-5244279				Global Pharmacy LLC	.CA	NIA	ABD Group, Inc.	Ownership	100.000	The Cigna Group	NO	
.0901	Cigna Group	00000	00-000000				GRG Acquisitions LLC	.DE	NIA	Connecticut General Life Insurance Company	Ownership	100.000	The Cigna Group	NO	
.0901	Cigna Group	00000	33-2210117				GS Chamblee JV, LLC	.DE	NIA	CARING Chamblee Investor LLC	Ownership	90.000	The Cigna Group	NO	
.0901	Cigna Group	00000	39-5049245				GroupWise Benefits, LLC	.DE	NIA	Evernorth Health, Inc.	Ownership	100.000	The Cigna Group	NO	
.0901	Cigna Group	00000	87-3650143				Hartford Community Lender Holding LLC	.DE	NIA	Cigna Health and Life Insurance Company	Ownership	100.000	The Cigna Group	NO	
.0901	Cigna Group	00000	87-3686301				Hartford Community Lender I LLC	.DE	NIA	Hartford Community Lender Holding LLC	Ownership	100.000	The Cigna Group	NO	
.0901	Cigna Group	00000	04-2992335				Healthbridge Reimbursement & Product Support, Inc.	.MA	NIA	Priority Healthcare Corporation	Ownership	100.000	The Cigna Group	NO	
.0901	Cigna Group	00000	26-2159005				Healthbridge, Inc.	.DE	NIA	Express Scripts, Inc.	Ownership	100.000	The Cigna Group	NO	
.0901	Cigna Group	00000	06-1533555				Healthsource Benefits, Inc.	.DE	NIA	Connecticut General Corporation	Ownership	100.000	The Cigna Group	NO	
.0901	Cigna Group	00000	02-0467679				Healthsource Properties, Inc.	.NH	NIA	Healthsource, Inc.	Ownership	100.000	The Cigna Group	NO	

ANNUAL STATEMENT FOR THE YEAR 2025 OF THE CIGNA DENTAL HEALTH OF OHIO INC

SCHEDULE Y

PART 1A - DETAILS OF INSURANCE HOLDING COMPANY SYSTEM

1	2	3	4	5	6	7	8	9	10	11	12	13	14	15	16
Group Code	Group Name	NAIC Company Code	ID Number	Federal RSSD	CIK	Name of Securities Exchange if Publicly Traded (U.S. or International)	Names of Parent, Subsidiaries Or Affiliates	Domiciliary Location	Relationship to Reporting Entity	Directly Controlled by (Name of Entity/Person)	Type of Control (Ownership, Board, Management, Attorney-in-Fact, Influence, Other)	If Control is Ownership Provide Percentage	Ultimate Controlling Entity(ies)/Person(s)	Is an SCA Filing Required? (Yes/No)	*
.0901	Cigna Group	00000	02-0387748		0000855587		Healthsource, Inc.	DE	NIA	Cigna Health Corporation	Ownership	100.000	The Cigna Group	NO	
.0901	Cigna Group	00000	47-5651517				Healy Pharmacy, LLC	DE	NIA	ABD Group, Inc.	Ownership	100.000	The Cigna Group	NO	
.0901	Cigna Group	00000	81-4139432				Heights at Bear Creek Borrower LLC	DE	NIA	CARING Heights At Bear Creek Investor LLC	Ownership	80.000	The Cigna Group	NO	
.0901	Cigna Group	00000	81-4139432				Heights at Bear Creek Mezzanine LLC	DE	NIA	CARING Heights At Bear Creek Investor LLC	Ownership	80.000	The Cigna Group	NO	
.0901	Cigna Group	00000	81-4139432				Heights at Bear Creek Venture LLC	DE	NIA	Cigna Affiliates Realty Investment Group, LLC	Ownership	90.000	The Cigna Group	NO	
.0901	Cigna Group	00000	20-4266628				Home Physicians Management, LLC	DE	NIA	Evernorth Health, Inc.	Ownership	100.000	The Cigna Group	NO	
.0901	Cigna Group	00000	37-1708015				Houston Briar Forest Apartments Limited Partnership	DE	NIA	Cigna Affiliates Realty Investment Group, LLC	Ownership	80.000	The Cigna Group	NO	
.0901	Cigna Group	00000	95-4838551				Ideal Properties II LLC	CA	NIA	Cigna Affiliates Realty Investment Group, LLC	Ownership	85.000	The Cigna Group	NO	
.0901	Cigna Group	00000	35-2041388				IHN, Inc.	IN	NIA	Connecticut General Corporation	Ownership	100.000	The Cigna Group	NO	
.0901	Cigna Group	00000	00-0000000				Independent Health Information Technology Services L.L.C.	ARE	NIA	NAS Neuron Health Services, L.L.C.	Ownership	50.000	The Cigna Group	NO	
.0901	Cigna Group	00000	82-0658250				Inside RX, LLC	DE	NIA	Express Scripts, Inc.	Ownership	100.000	The Cigna Group	NO	
.0901	Cigna Group	00000	46-5556043				Integrity Rx Specialty Pharmacy LLC	AZ	NIA	ABD Group, Inc.	Ownership	100.000	The Cigna Group	NO	
.0901	Cigna Group	00000	81-0425785				Intermountain Underwriters, Inc.	MT	NIA	Benefit Management Corp.	Ownership	100.000	The Cigna Group	NO	
.0901	Cigna Group	00000	00-0000000				International Pharmaceutical Solutions, GmbH								
.0901	Cigna Group	00000	00-0000000				JA Lofts Holdings, LLC	CHE	NIA	Cigna Holdings Overseas, Inc.	Ownership	100.000	The Cigna Group	NO	
.0901	Cigna Group	00000	84-3406799				JA Lofts JV Limited Partnership	DE	NIA	JA Lofts JV Limited Partnership	Ownership	100.000	The Cigna Group	NO	
.0901	Cigna Group	00000	84-3395923				JA Lofts JV Limited Partnership	DE	NIA	CARING JA Lofts Investor LP LLC	Ownership	90.000	The Cigna Group	NO	
.0901	Cigna Group	00000	00-0000000				Kuwait Emirates Administration Services WLL	KWT	NIA	NAS Administrative Services Company LLC	Ownership	90.000	The Cigna Group	NO	
.0901	Cigna Group	00000	47-5292506				L&C Investments, LLC	DE	NIA	Express Scripts, Inc.	Ownership	100.000	The Cigna Group	NO	
.0901	Cigna Group	00000	47-4375626				Lakehills CM-OG LLC	DE	NIA	Cigna Affiliates Realty Investment Group, LLC	Ownership	90.000	The Cigna Group	NO	
.0901	Cigna Group	00000	58-2593075				Lynnfield Compounding Center, Inc.	FL	NIA	Priority Healthcare Corporation	Ownership	100.000	The Cigna Group	NO	
.0901	Cigna Group	00000	04-3546044				Lynnfield Drug, Inc.	FL	NIA	Priority Healthcare Corporation	Ownership	100.000	The Cigna Group	NO	
.0901	Cigna Group	00000	27-1506930				MAH Pharmacy, LLC	DE	NIA	Medco Health Solutions, Inc.	Ownership	100.000	The Cigna Group	NO	
.0901	Cigna Group	00000	80-0908244				Mallory Square Partners I, LLC	DE	NIA	Cigna Affiliates Realty Investment Group, LLC	Ownership	80.000	The Cigna Group	NO	
.0901	Cigna Group	00000	00-0000000				ManipalCigna Health Insurance Company Limited	IND	IA	Cigna Holdings Overseas, Inc.	Ownership	49.000	TTK (non-affiliate)	NO	
.0901	Cigna Group	00000	51-0500147				Matrix GPO, LLC	IN	NIA	Priority Healthcare Corporation	Ownership	100.000	The Cigna Group	NO	
.0901	Cigna Group	00000	59-3720653				Matrix Healthcare Services, Inc.	FL	NIA	MyMatrix Holdings, LLC	Ownership	100.000	The Cigna Group	NO	
.0901	Cigna Group	00000	06-1346406				MCC Independent Practice Association of New York, Inc.	NY	NIA	Evernorth Health, Inc.	Ownership	100.000	The Cigna Group	NO	
.0901	Cigna Group	00000	00-0000000				MDLive LLC	DE	NIA	MDLive, Inc.	Ownership	100.000	The Cigna Group	NO	
.0901	Cigna Group	00000	00-0000000				MDLive Provider Services, LLC	FL	NIA	MDLive, Inc.	Ownership	100.000	The Cigna Group	NO	
.0901	Cigna Group	00000	45-4937055				MDLive, Inc.	DE	NIA	Evernorth Health, Inc.	Ownership	97.230	The Cigna Group	NO	
.0901	Cigna Group	00000	00-0000000				MDLivevisit, LLC	FL	NIA	MDLive, Inc.	Ownership	100.000	The Cigna Group	NO	
.0901	Cigna Group	00000	27-3709630				Medco Europe II, LLC	DE	NIA	Medco Europe, LLC	Ownership	100.000	The Cigna Group	NO	
.0901	Cigna Group	00000	46-2166374				Medco Europe, LLC	DE	NIA	Medco Health Solutions, Inc.	Ownership	100.000	The Cigna Group	NO	
.0901	Cigna Group	00000	84-5017653				Medco Health Information Network Partners, Inc.	DE	NIA	Medco Health Solutions, Inc.	Ownership	100.000	The Cigna Group	NO	
.0901	Cigna Group	00000	81-0616525				Medco Health Puerto Rico, LLC	DE	NIA	Medco Health Solutions, Inc.	Ownership	100.000	The Cigna Group	NO	
.0901	Cigna Group	00000	26-3544786				Medco Health Services, Inc.	DE	NIA	Medco Health Solutions, Inc.	Ownership	100.000	The Cigna Group	NO	
.0901	Cigna Group	00000	22-3461740				Medco Health Solutions, Inc.	DE	NIA	Evernorth Health, Inc.	Ownership	100.000	The Cigna Group	NO	
.0901	Cigna Group	00000	27-3801345				MedSolutions Holdings, Inc.	DE	NIA	eviCore 1, LLC	Ownership	100.000	The Cigna Group	NO	
.0901	Cigna Group	00000	87-2810715				Montclair 11 Pine Operating Company LLC	DE	NIA	CARING Montclair Investor LLC	Ownership	90.000	The Cigna Group	NO	
.0901	Cigna Group	00000	87-2790325				Montclair 11 Pine Urban Renewal LLC	DE	NIA	CARING Montclair Investor LLC	Ownership	90.000	The Cigna Group	NO	

41.9

ANNUAL STATEMENT FOR THE YEAR 2025 OF THE CIGNA DENTAL HEALTH OF OHIO INC

SCHEDULE Y

PART 1A - DETAILS OF INSURANCE HOLDING COMPANY SYSTEM

1	2	3	4	5	6	7	8	9	10	11	12	13	14	15	16
Group Code	Group Name	NAIC Company Code	ID Number	Federal RSSD	CIK	Name of Securities Exchange if Publicly Traded (U.S. or International)	Names of Parent, Subsidiaries Or Affiliates	Domiciliary Location	Relationship to Reporting Entity	Directly Controlled by (Name of Entity/Person)	Type of Control (Ownership, Board, Management, Attorney-in-Fact, Influence, Other)	If Control is Ownership Provide Percentage	Ultimate Controlling Entity(ies)/Person(s)	Is an SCA Filing Required? (Yes/No)	*
.0901	Cigna Group	00000	87-2772585				Montclair Residences JV LLC	DE	NIA	CARING Montclair Investor LLC	Ownership	90.000	The Cigna Group	NO	
.0901	Cigna Group	00000	32-0071543				MSI Health Organization of Texas, Inc.	TX	NIA	eviCore healthcare MSI, LLC	Ownership	100.000	The Cigna Group	NO	
.0901	Cigna Group	00000	27-5492993				MSI HT, LLC	TN	NIA	eviCore healthcare MSI, LLC	Ownership	100.000	The Cigna Group	NO	
.0901	Cigna Group	00000	27-5493148				MSI LT, LLC	TN	NIA	eviCore healthcare MSI, LLC	Ownership	100.000	The Cigna Group	NO	
.0901	Cigna Group	00000	27-5493321				MSI SAR-GW, LLC	TN	NIA	eviCore healthcare MSI, LLC	Ownership	100.000	The Cigna Group	NO	
.0901	Cigna Group	00000	86-1090522				MSIAZ I, LLC	TN	NIA	eviCore healthcare MSI, LLC	Ownership	100.000	The Cigna Group	NO	
.0901	Cigna Group	00000	20-1749733				MSICA I, LLC	TN	NIA	eviCore healthcare MSI, LLC	Ownership	100.000	The Cigna Group	NO	
.0901	Cigna Group	00000	20-1222347				MSICO I, LLC	TN	NIA	eviCore healthcare MSI, LLC	Ownership	100.000	The Cigna Group	NO	
.0901	Cigna Group	00000	55-0840800				MSIFL, LLC	TN	NIA	eviCore healthcare MSI, LLC	Ownership	100.000	The Cigna Group	NO	
.0901	Cigna Group	00000	26-0181185				MSIMD I, LLC	TN	NIA	eviCore healthcare MSI, LLC	Ownership	100.000	The Cigna Group	NO	
.0901	Cigna Group	00000	74-3122235				MSINC I, LLC	TN	NIA	eviCore healthcare MSI, LLC	Ownership	100.000	The Cigna Group	NO	
.0901	Cigna Group	00000	11-3715243				MSINH II, LLC	TN	NIA	eviCore healthcare MSI, LLC	Ownership	100.000	The Cigna Group	NO	
.0901	Cigna Group	00000	03-0524694				MSINH, LLC	TN	NIA	eviCore healthcare MSI, LLC	Ownership	100.000	The Cigna Group	NO	
.0901	Cigna Group	00000	20-1749446				MSINU I, LLC	TN	NIA	eviCore healthcare MSI, LLC	Ownership	100.000	The Cigna Group	NO	
.0901	Cigna Group	00000	20-1761914				MSINV I, LLC	TN	NIA	eviCore healthcare MSI, LLC	Ownership	100.000	The Cigna Group	NO	
.0901	Cigna Group	00000	55-0840806				MSISC II, LLC	TN	NIA	eviCore healthcare MSI, LLC	Ownership	100.000	The Cigna Group	NO	
.0901	Cigna Group	00000	26-0336736				MSIVT I, LLC	TN	NIA	eviCore healthcare MSI, LLC	Ownership	100.000	The Cigna Group	NO	
.0901	Cigna Group	00000	20-2536458				MSIWA, LLC	TN	NIA	eviCore healthcare MSI, LLC	Ownership	100.000	The Cigna Group	NO	
.0901	Cigna Group	00000	36-4833284				MyM Technology Services, LLC	FL	NIA	MyMatrix Holdings, LLC	Ownership	100.000	The Cigna Group	NO	
.0901	Cigna Group	00000	82-1350878				myMatrix Holdings, LLC	DE	NIA	Express Scripts, Inc.	Ownership	100.000	The Cigna Group	NO	
.0901	Cigna Group	00000	46-2589799				myMatrix-B, LLC	FL	NIA	Matrix Healthcare Services, Inc.	Ownership	100.000	The Cigna Group	NO	
.0901	Cigna Group	00000	00-0000000				NAS Administrative Services Company LLC	ARE	NIA	NAS Neuron Health Services, L.L.C.	Ownership	99.000	The Cigna Group	NO	
.0901	Cigna Group	00000	00-0000000				NAS Neuron Health Services, L.L.C.	ARE	NIA	Cigna Chestnut Holdings, Ltd.	Ownership	49.000	The Cigna Group	NO	
.0901	Cigna Group	00000	00-0000000				NAS United SPV	CYM	NIA	NAS Neuron Health Services, L.L.C.	Ownership	100.000	The Cigna Group	NO	
.0901	Cigna Group	00000	00-0000000				Neuron LLC	ARE	NIA	NAS Neuron Health Services, L.L.C.	Ownership	99.000	The Cigna Group	NO	
.0901	Cigna Group	00000	00-0000000				NNHS India Private Limited	IND	NIA	NAS Neuron Health Services, L.L.C.	Ownership	100.000	The Cigna Group	NO	
.0901	Cigna Group	00000	82-5244890				Octave Health Group, Inc.	DE	NIA	Cigna Ventures, LLC	Ownership	14.100	The Cigna Group	NO	
.0901	Cigna Group	00000	39-3671193				Old Mill Road Industrial JV, LLC	DE	NIA	CARING Old Mill Investor LLC	Ownership	90.000	The Cigna Group	NO	
.0901	Cigna Group	00000	39-5021054				Pepper Avenue Owner LLC	DE	NIA	CARING Pepper Investor LLC	Ownership	90.000	The Cigna Group	NO	
.0901	Cigna Group	00000	20-2537533				PHM of Central Florida, LLC	FL	NIA	Prohealth Medical, LLC	Ownership	100.000	The Cigna Group	NO	
.0901	Cigna Group	00000	27-0839417				Pipeline Health Holdings, LLC	DE	NIA	PipelineRX Buyer, Inc.	Ownership	100.000	The Cigna Group	NO	
.0901	Cigna Group	00000	00-0000000				PipelineRX Buyer, Inc.	DE	NIA	CarepathRX Services, LLC	Ownership	100.000	The Cigna Group	NO	
.0901	Cigna Group	00000	20-2011149				ProCure Consulting, LLC	FL	NIA	CarepathRX Services, LLC	Ownership	100.000	The Cigna Group	NO	
.0901	Cigna Group	00000	59-3031736				Prohealth Medical, LLC	FL	NIA	CarepathRX Services, LLC	Ownership	100.000	The Cigna Group	NO	
.0901	Cigna Group	00000	85-0629960				Prohealth Parent, LLC	DE	NIA	CHSS JV, LLC	Ownership	100.000	The Cigna Group	NO	
.0901	Cigna Group	00000	45-3852173				Prohealth Pharmacy Solutions, LLC	FL	NIA	CarepathRX Services, LLC	Ownership	100.000	The Cigna Group	NO	
.0901	Cigna Group	00000	35-1927379				Priority Healthcare Corporation	IN	NIA	Curascript, Inc.	Ownership	100.000	The Cigna Group	NO	
.0901	Cigna Group	00000	59-3761140				Priority Healthcare Distribution, Inc.	FL	NIA	Priority Healthcare Corp	Ownership	100.000	The Cigna Group	NO	
.0901	Cigna Group	00000	00-0000000				PT GAR Indonesia	IDN	NIA	Cigna Holdings Overseas, Inc.	Ownership	99.160	The Cigna Group	NO	
.0901	Cigna Group	00000	45-5046449				PUR Arbors Apartments Venture LLC	DE	NIA	LLC	Ownership	87.500	The Cigna Group	NO	
.0901	Cigna Group	00000	45-5569416				QPID Health, LLC	DE	NIA	eviCore healthcare MSI, LLC	Ownership	100.000	The Cigna Group	NO	
.0901	Cigna Group	00000	00-0000000				Qualient Pharmaceuticals Health LLC	CYM	NIA	Qualient Pharmaceuticals Holdings LP	Ownership	100.000	The Cigna Group	NO	
.0901	Cigna Group	00000	00-0000000				Qualient Pharmaceuticals Holdings LP	CYM	NIA	Cigna Spruce Holdings GmbH	Ownership	100.000	The Cigna Group	NO	
.0901	Cigna Group	00000	83-1460134				Rise-CG Capitol Hill, LP	DE	NIA	CARING Capitol Hill LP LLC	Ownership	90.000	The Cigna Group	NO	
.0901	Cigna Group	00000	84-3254168				Rise-CG JA Lofts Limited Partnership	DE	NIA	JA Lofts Holdings, LLC (.5%); JA Lofts JV Limited Partnership (99.5%)	Ownership	100.000	The Cigna Group	NO	
.0901	Cigna Group	00000	99-3690790				Rock Island Owner, LLC	DE	NIA	CARING Rock Island Investor LLC	Ownership	80.000	The Cigna Group	NO	
.0901	Cigna Group	00000	99-4491221				Rosslyn Owner, LLC	DE	NIA	CARING Rosslyn Investor, LLC	Ownership	90.000	The Cigna Group	NO	

41.10

ANNUAL STATEMENT FOR THE YEAR 2025 OF THE CIGNA DENTAL HEALTH OF OHIO INC

SCHEDULE Y

PART 1A - DETAILS OF INSURANCE HOLDING COMPANY SYSTEM

1	2	3	4	5	6	7	8	9	10	11	12	13	14	15	16
Group Code	Group Name	NAIC Company Code	ID Number	Federal RSSD	CIK	Name of Securities Exchange if Publicly Traded (U.S. or International)	Names of Parent, Subsidiaries Or Affiliates	Domiciliary Location	Relationship to Reporting Entity	Directly Controlled by (Name of Entity/Person)	Type of Control (Ownership, Board, Management, Attorney-in-Fact, Influence, Other)	If Control is Ownership Provide Percentage	Ultimate Controlling Entity(ies)/Person(s)	Is an SCA Filing Required? (Yes/No)	*
.0901	Cigna Group	00000	35-1641636				Sagamore Health Network, Inc.	IN	NIA	Cigna Health Corporation	Ownership	100.000	The Cigna Group	NO	
.0901	Cigna Group	00000	46-3593103				SB-SNH LLC	DE	NIA	Cigna Affiliates Realty Investment Group, LLC	Ownership	85.000	The Cigna Group	NO	
.0901	Cigna Group	00000	95-2876207				Secor Properties, LP	CA	NIA	Cigna Affiliates Realty Investment Group, LLC	Ownership	50.000	South Coast Plaza Associates, LLC (non-affiliate)	NO	
.0901	Cigna Group	00000	83-4044019				Semita, Inc.	DE	NIA	CarepathRX Services, LLC	Ownership	100.000	The Cigna Group	NO	
.0901	Cigna Group	00000	82-1732483				SOMA Apartments Venture LLC	DE	NIA	Cigna Affiliates Realty Investment Group, LLC	Ownership	90.000	The Cigna Group	NO	
.0901	Cigna Group	00000	82-4405071				Specialty Products Acquisitions, LLC	DE	NIA	Medco Health Solutions, Inc.	Ownership	100.000	The Cigna Group	NO	
.0901	Cigna Group	00000	61-1317695				SpectraCare Health Care Ventures, Inc.	KY	NIA	SpectraCare, Inc.	Ownership	100.000	The Cigna Group	NO	
.0901	Cigna Group	00000	61-1147068				SpectraCare, Inc.	KY	NIA	Priority Healthcare Corp	Ownership	100.000	The Cigna Group	NO	
.0901	Cigna Group	00000	47-2658932				Strategic Pharmaceutical Investments, LLC	DE	NIA	Priority Healthcare Corp	Ownership	100.000	The Cigna Group	NO	
.0901	Cigna Group	00000	87-0903685				Swedesford Road Apartments, LLC	DE	NIA	CARING Berwyn Investor LLC	Ownership	68.600	The Cigna Group	NO	
.0901	Cigna Group	00000	23-3074013				Tel-Drug of Pennsylvania, LLC	PA	NIA	Connecticut General Life Insurance Company	Ownership	100.000	The Cigna Group	NO	
.0901	Cigna Group	00000	00-0000000				Temple Insurance Company Limited	BMU	IA	Healthsource, Inc.	Ownership	100.000	The Cigna Group	NO	
.0901	Cigna Group	00000	82-4991898		1739940	US	The Cigna Group (A Delaware corporation and ultimate parent company)	DE	UIP	Publicly Traded	Ownership	100.000	Publicly Traded	NO	
.0901	Cigna Group	00000	85-1955731				The Flats at Interbay Holdings, LLC	DE	NIA	CARING Interbay Investor LP LLC	Ownership	100.000	The Cigna Group	NO	
.0901	Cigna Group	00000	85-1955075				The Flats at Interbay JV Limited Partnership	DE	NIA	CARING Interbay Investor LP LLC	Ownership	90.000	The Cigna Group	NO	
.0901	Cigna Group	00000	85-1962013				The Flats at Interbay Limited Partnership	DE	NIA	CARING Interbay Investor LP LLC	Ownership	99.500	The Cigna Group	NO	
.0901	Cigna Group	00000	00-0000000				Transwestern Federal Holdings, L.L.C.	DE	NIA	Cigna Affiliates Realty Investment Group, LLC	Ownership	7.616	The Cigna Group	NO	
.0901	Cigna Group	00000	00-0000000				Transwestern Federal, L.L.C.	DE	NIA	Transwestern Federal Holdings, L.L.C.	Ownership	7.616	The Cigna Group	NO	
.0901	Cigna Group	00000	00-0000000				Verity Solutions Group, Inc.	DE	NIA	Cigna Health and Life Insurance Company	Ownership	100.000	The Cigna Group	YES	
.0901	Cigna Group	00000	98-0463704				Vielife Services, Inc.	DE	NIA	Cigna Global Wellbeing Holdings Limited	Ownership	100.000	The Cigna Group	NO	
.0901	Cigna Group	00000	81-3492421				Village Fertility Pharmacy, LLC	DE	NIA	ABD Group, Inc.	Ownership	100.000	The Cigna Group	NO	
.0901	Cigna Group	00000	92-3642270				Village West Coast LLC	DE	NIA	ABD Group, Inc.	Ownership	100.000	The Cigna Group	NO	
.0901	Cigna Group	00000	00-0000000				Westcore CG AC, LLC	DE	NIA	CARING Westcore Holding Investor LLC	Ownership	90.000	The Cigna Group	NO	
.0901	Cigna Group	00000	84-3178563				Westcore CG Camelback, LLC	DE	NIA	CARING Westcore Holding Investor LLC	Ownership	90.000	The Cigna Group	NO	
.0901	Cigna Group	00000	84-3178563				Westcore CG Cedar Port, LLC	DE	NIA	CARING Westcore Holding Investor LLC	Ownership	90.000	The Cigna Group	NO	
.0901	Cigna Group	00000	84-3178563				Westcore CG Dove Valley I, LLC	DE	NIA	CARING Westcore Holding Investor LLC	Ownership	90.000	The Cigna Group	NO	
.0901	Cigna Group	00000	84-3178563				Westcore CG Dove Valley II, LLC	DE	NIA	CARING Westcore Holding Investor LLC	Ownership	90.000	The Cigna Group	NO	
.0901	Cigna Group	00000	84-3178563				Westcore CG Eisenhauer, LLC	DE	NIA	CARING Westcore Holding Investor LLC	Ownership	90.000	The Cigna Group	NO	
.0901	Cigna Group	00000	84-3178563				Westcore CG Fountain Lakes, LLC	DE	NIA	CARING Westcore Holding Investor LLC	Ownership	90.000	The Cigna Group	NO	
.0901	Cigna Group	00000	84-3178563				Westcore CG Gateway, LLC	DE	NIA	CARING Westcore Holding Investor LLC	Ownership	90.000	The Cigna Group	NO	
.0901	Cigna Group	00000	84-3178563				Westcore CG I-35, LLC	DE	NIA	CARING Westcore Holding Investor LLC	Ownership	90.000	The Cigna Group	NO	
.0901	Cigna Group	00000	87-3624928				Westcore CG II AC, LLC	DE	NIA	CARING Westcore Holding II Investor LLC	Ownership	90.000	The Cigna Group	NO	
.0901	Cigna Group	00000	87-3624928				Westcore CG II Denton, LLC	DE	NIA	CARING Westcore Holding II Investor LLC	Ownership	90.000	The Cigna Group	NO	
.0901	Cigna Group	00000	87-3624928				Westcore CG II Milan, LLC	DE	NIA	CARING Westcore Holding II Investor LLC	Ownership	90.000	The Cigna Group	NO	
.0901	Cigna Group	00000	87-3624928				Westcore CG II Park 225, LLC	DE	NIA	CARING Westcore Holding II Investor LLC	Ownership	90.000	The Cigna Group	NO	
.0901	Cigna Group	00000	87-3624928				Westcore CG II Union Cross, LLC	DE	NIA	CARING Westcore Holding II Investor LLC	Ownership	90.000	The Cigna Group	NO	
.0901	Cigna Group	00000	84-3178563				Westcore CG Navy, LLC	DE	NIA	CARING Westcore Holding Investor LLC	Ownership	90.000	The Cigna Group	NO	
.0901	Cigna Group	00000	84-3178563				Westcore CG Potomac Park, LLC	DE	NIA	CARING Westcore Holding Investor LLC	Ownership	90.000	The Cigna Group	NO	
.0901	Cigna Group	00000	84-3178563				Westcore CG Raceway, LLC	DE	NIA	CARING Westcore Holding Investor LLC	Ownership	90.000	The Cigna Group	NO	
.0901	Cigna Group	00000	84-3178563				Westcore CG Solano, LLC	DE	NIA	CARING Westcore Holding Investor LLC	Ownership	90.000	The Cigna Group	NO	
.0901	Cigna Group	00000	84-3178563				Westcore CG Susana, LLC	DE	NIA	CARING Westcore Holding Investor LLC	Ownership	90.000	The Cigna Group	NO	
.0901	Cigna Group	00000	87-3624928				Westcore CG Venture II, LLC	DE	NIA	CARING Westcore Holding II Investor LLC	Ownership	90.000	The Cigna Group	NO	
.0901	Cigna Group	00000	00-0000000				Westcore CG Venture, LLC	DE	NIA	CARING Westcore Holding Investor LLC	Ownership	90.000	The Cigna Group	NO	

ANNUAL STATEMENT FOR THE YEAR 2025 OF THE CIGNA DENTAL HEALTH OF OHIO INC

SCHEDULE Y

PART 1A - DETAILS OF INSURANCE HOLDING COMPANY SYSTEM

1	2	3	4	5	6	7	8	9	10	11	12	13	14	15	16
Group Code	Group Name	NAIC Company Code	ID Number	Federal RSSD	CIK	Name of Securities Exchange if Publicly Traded (U.S. or International)	Names of Parent, Subsidiaries Or Affiliates	Domiciliary Location	Relationship to Reporting Entity	Directly Controlled by (Name of Entity/Person)	Type of Control (Ownership, Board, Management, Attorney-in-Fact, Influence, Other)	If Control is Ownership Provide Percentage	Ultimate Controlling Entity(ies)/Person(s)	Is an SCA Filing Required? (Yes/No)	*
.0901 ...	Cigna Group 00000	00-0000000	Willow DSP LLC DE..... NIA.....	Accredo Health, Incorporated	Ownership.....	100.000 ...	The Cigna Group NO.....

Asterisk	Explanation

ANNUAL STATEMENT FOR THE YEAR 2025 OF THE CIGNA DENTAL HEALTH OF OHIO INC

SCHEDULE Y

PART 2 - SUMMARY OF INSURER'S TRANSACTIONS WITH ANY AFFILIATES

1	2	3	4	5	6	7	8	9	10	11	12	13
NAIC Company Code	ID Number	Names of Insurers and Parent, Subsidiaries or Affiliates	Shareholder Dividends	Capital Contributions	Purchases, Sales or Exchanges of Loans, Securities, Real Estate, Mortgage Loans or Other Investments	Income/ (Disbursements) Incurred in Connection with Guarantees or Undertakings for the Benefit of any Affiliate(s)	Management Agreements and Service Contracts	Income/ (Disbursements) Incurred Under Reinsurance Agreements	*	Any Other Material Activity Not in the Ordinary Course of the Insurer's Business	Totals	Reinsurance Recoverable/ (Payable) on Losses and/or Reserve Credit Taken/(Liability)
00000	33-3274987	400 Atrium JV LLC	0	0	0	0	0	0			0	0
00000	00-0000000	680 Investors LLC	0	0	0	0	0	0			0	0
00000	00-0000000	685 New Hampshire LLC	0	0	0	0	0	0			0	0
00000	88-1945947	73 Pond Street Apartments Venture, L.L.C.	0	0	0	0	0	0			0	0
00000	82-4794800	9171 Wilshire CPI-CII LLC	0	0	0	0	0	0			0	0
00000	82-2153426	9am Health Inc.	0	0	0	0	0	0			0	0
00000	47-3828401	ABD Group, Inc.	0	0	0	0	0	0			0	0
00000	86-1712743	ABL Apartments Venture, L.L.C.	0	0	0	0	0	0			0	0
00000	88-4202407	ABL Holding Co., L.L.C.	0	0	0	0	0	0			0	0
00000	88-3747773	ABL Townhomes Venture, L.L.C.	0	0	0	0	0	0			0	0
00000	85-1046126	ABS Apartments Venture, L.L.C.	0	0	0	0	0	0			0	0
00000	11-3358535	Accredo Health Group, Inc.	0	0	0	0	0	0			0	0
00000	55-0894449	Accredo Health, Incorporated	0	0	0	0	0	0			0	0
00000	87-4355549	AGA Apartments Venture, L.L.C.	0	0	0	0	0	0			0	0
00000	92-1596970	AGS Apartments Venture, L.L.C.	0	0	0	0	0	0			0	0
00000	13-3888838	AHG of New York, Inc.	0	0	0	0	0	0			0	0
00000	75-3040465	Airport Holdings, LLC	0	0	0	0	0	0			0	0
00000	85-0909305	Alegis Care Services of Colorado, LLC	0	0	0	0	0	0			0	0
00000	35-2562415	Alegis Care Services, LLC	0	0	0	0	0	0			0	0
00000	81-0400550	Allegiance Benefit Plan Management, Inc.	0	0	0	0	0	0			0	0
00000	03-0507057	Allegiance Care Management, LLC	0	0	0	0	0	0			0	0
00000	71-0916514	Allegiance COBRA Services, Inc.	0	0	0	0	0	0			0	0
12814	20-4433475	Allegiance Life & Health Insurance Company	0	0	0	0	(18,090)	0			(18,090)	0
00000	26-2201582	Allegiance Provider Direct, LLC	0	0	0	0	0	0			0	0
00000	20-3851464	Allegiance Re, Inc.	0	0	0	0	0	0			0	0
00000	87-4023291	AOP II Apartments Venture, L.L.C.	0	0	0	0	0	0			0	0
00000	47-3883928	Apothecary by Design Acquisition Co., LLC	0	0	0	0	0	0			0	0
00000	82-3315524	Arbor Heights Venture LLC	0	0	0	0	0	0			0	0
00000	46-4080861	AristaMD, Inc.	0	0	0	0	0	0			0	0
00000	86-3581583	Arizona Health Plan, Inc.	0	0	0	0	0	0			0	0
00000	00-0000000	Ascent Health Services LLC	0	0	0	0	(622,957)	0			(622,957)	0
00000	87-1304984	ASE Apartments Venture, L.L.C.	0	0	0	0	0	0			0	0
00000	86-1750832	ASM Apartments Venture, L.L.C.	0	0	0	0	0	0			0	0
00000	00-0000000	ATX Merriltown, LP	0	0	0	0	0	0			0	0
00000	81-0585518	Benefit Management Corp.	0	0	0	0	0	0			0	0
00000	81-2650133	Berewick Apartments LLC	0	0	0	0	0	0			0	0
00000	43-1815573	Biopartners in Care, Inc.	0	0	0	0	0	0			0	0
00000	00-0000000	Breakthrough Behavioral of Texas, Inc.	0	0	0	0	0	0			0	0
00000	00-0000000	Breakthrough Behavioral, Inc.	0	0	0	0	0	0			0	0
00000	47-4991296	Bright Health Group, Inc.	0	0	0	0	0	0			0	0
00000	39-4380604	Brixton CARING Whisper Creek Owner TIC, LLC	0	0	0	0	0	0			0	0

ANNUAL STATEMENT FOR THE YEAR 2025 OF THE CIGNA DENTAL HEALTH OF OHIO INC

SCHEDULE Y

PART 2 - SUMMARY OF INSURER'S TRANSACTIONS WITH ANY AFFILIATES

1	2	3	4	5	6	7	8	9	10	11	12	13
NAIC Company Code	ID Number	Names of Insurers and Parent, Subsidiaries or Affiliates	Shareholder Dividends	Capital Contributions	Purchases, Sales or Exchanges of Loans, Securities, Real Estate, Mortgage Loans or Other Investments	Income/ (Disbursements) Incurred in Connection with Guarantees or Undertakings for the Benefit of any Affiliate(s)	Management Agreements and Service Contracts	Income/ (Disbursements) Incurred Under Reinsurance Agreements	*	Any Other Material Activity Not in the Ordinary Course of the Insurer's Business	Totals	Reinsurance Recoverable/ (Payable) on Losses and/or Reserve Credit Taken/(Liability)
00000	39-4470707	Brixton Caring WC Manager, LLC	0	0	0	0	0	0			0	
00000	39-4550720	Brixton Caring Whisper Creek Investor TIC, LLC	0	0	0	0	0	0			0	
00000	33-5036457	Care Alliance of Florida, llc	0	0	0	0	0	0			0	
00000	61-1162797	Care Continuum, Inc.	0	0	0	0	0	0			0	
10144	20-1089572	CareCore NJ, LLC	0	0	0	0	(13,178,858)	0			(13,178,858)	
00000	93-1865110	CarepathRX Holdco, LLC	0	0	0	0	0	0			0	
00000	93-1890647	CarepathRX Services, LLC	0	0	0	0	0	0			0	
00000	86-2771303	CarepathRX 340B Solutions, LLC	0	0	0	0	0	0			0	
00000	83-1400586	CARING 18th & Salmon Investor LLC	0	0	0	0	0	0			0	
00000	84-1960231	CARING 3130 Investor LLC	0	0	0	0	0	0			0	
00000	33-2204220	CARING 400 Atrium Investor LLC	0	0	0	0	0	0			0	
00000	83-2562994	CARING 500 Ygnacio Investor LLC	0	0	0	0	0	0			0	
00000	83-2318410	CARING 9171 Wilshire Investor LLC	0	0	0	0	0	0			0	
00000	85-4247420	CARING ABS Investor LLC	0	0	0	0	0	0			0	
00000	83-2633790	CARING Alexan Enclave Investor LLC	0	0	0	0	0	0			0	
00000	83-2851501	CARING Alta Duraleigh Investor LLC	0	0	0	0	0	0			0	
00000	83-2851501	CARING Alta Englewood Investor LLC	0	0	0	0	0	0			0	
00000	85-2966766	CARING Alta Leander Investor LLC	0	0	0	0	0	0			0	
00000	83-2563284	CARING Alta Woodson Investor LLC	0	0	0	0	0	0			0	
00000	87-1992977	CARING Berwyn Investor LLC	0	0	0	0	0	0			0	
00000	86-1885283	CARING Brinkman Investor LLC	0	0	0	0	0	0			0	
00000	99-0930736	CARING Brixton Windsor Investor TIC, LLC	0	0	0	0	0	0			0	
00000	99-0973949	CARING Brixton Windsor Manager, LLC	0	0	0	0	0	0			0	
00000	99-0945998	CARING Brixton Windsor Owner TIC, LLC	0	0	0	0	0	0			0	
00000	32-0570889	CARING Capitol Hill GP LLC	0	0	0	0	0	0			0	
00000	37-1903297	CARING Capitol Hill LP LLC	0	0	0	0	0	0			0	
00000	83-2851364	CARING Century Plaza Investor LLC	0	0	0	0	0	0			0	
00000	99-4381197	CARING Chamblee Investor LLC	0	0	0	0	0	0			0	
00000	27-5402196	CARING Continental Investor LLC	0	0	0	0	0	0			0	
00000	85-4265529	CARING Deco Investor LLC	0	0	0	0	0	0			0	
00000	85-2912145	CARING Elan I Investor LLC	0	0	0	0	0	0			0	
00000	87-0928526	CARING Elan II Investor LLC	0	0	0	0	0	0			0	
00000	33-1470126	CARING Embassy Row Investor LLC	0	0	0	0	0	0			0	
00000	88-2276875	CARING EndOpII-MIA Investor, LLC	0	0	0	0	0	0			0	
00000	83-3701937	CARING Firestone Investor LLC	0	0	0	0	0	0			0	
00000	87-4803572	CARING Galleria Investor LLC	0	0	0	0	0	0			0	
00000	92-0571674	CARING Glenwood Investor LLC	0	0	0	0	0	0			0	
00000	83-2318233	CARING Heights at Bear Creek Investor LLC	0	0	0	0	0	0			0	
00000	83-1400482	CARING Hillcrest Investor LLC	0	0	0	0	0	0			0	
00000	84-4410554	CARING IBP Investor LLC	0	0	0	0	0	0			0	
00000	85-1961034	CARING Interbay Investor GP LLC	0	0	0	0	0	0			0	
00000	85-1984627	CARING Interbay Investor LP LLC	0	0	0	0	0	0			0	
00000	00-0000000	CARING JA Lofts Investor GP LLC	0	0	0	0	0	0			0	

ANNUAL STATEMENT FOR THE YEAR 2025 OF THE CIGNA DENTAL HEALTH OF OHIO INC

SCHEDULE Y

PART 2 - SUMMARY OF INSURER'S TRANSACTIONS WITH ANY AFFILIATES

1	2	3	4	5	6	7	8	9	10	11	12	13
NAIC Company Code	ID Number	Names of Insurers and Parent, Subsidiaries or Affiliates	Shareholder Dividends	Capital Contributions	Purchases, Sales or Exchanges of Loans, Securities, Real Estate, Mortgage Loans or Other Investments	Income/ (Disbursements) Incurred in Connection with Guarantees or Undertakings for the Benefit of any Affiliate(s)	Management Agreements and Service Contracts	Income/ (Disbursements) Incurred Under Reinsurance Agreements	*	Any Other Material Activity Not in the Ordinary Course of the Insurer's Business	Totals	Reinsurance Recoverable/ (Payable) on Losses and/or Reserve Credit Taken/(Liability)
00000	00-0000000	CARING JA Loftis Investor LP LLC	0	0	0	0	0	0			0	0
00000	83-2339522	CARING Mallory Square Investor LLC	0	0	0	0	0	0			0	0
00000	39-5025998	CARING Mills Road Investor LLC	0	0	0	0	0	0			0	0
00000	85-4265529	CARING Montclair Investor LLC	0	0	0	0	0	0			0	0
00000	39-2706282	CARING Old Mill Investor LLC	0	0	0	0	0	0			0	0
00000	86-2627703	CARING Optimist Park II Investor LLC	0	0	0	0	0	0			0	0
00000	83-2633886	CARING Orange Collection Investor LLC	0	0	0	0	0	0			0	0
00000	39-4243065	CARING Pepper Investor LLC	0	0	0	0	0	0			0	0
00000	39-2646894	CARING Red Bluff Investor LLC	0	0	0	0	0	0			0	0
00000	27-5402196	CARING Rock Island Investor LLC	0	0	0	0	0	0			0	0
00000	99-4129808	CARING Rosslyn Investor LLC	0	0	0	0	0	0			0	0
00000	87-2031777	CARING Slabtown Investor, LLC	0	0	0	0	0	0			0	0
00000	33-3678937	CARING San Marcos Investor LLC	0	0	0	0	0	0			0	0
00000	83-2563138	CARING Soma Investor LLC	0	0	0	0	0	0			0	0
00000	83-8294933	CARING South Coast Subsidiary LLC	0	0	0	0	0	0			0	0
00000	86-3275381	CARING St. Elmo Investor LLC	0	0	0	0	0	0			0	0
00000	86-1942593	CARING St. Matthew's Investor LLC	0	0	0	0	0	0			0	0
00000	88-2629352	CARING Tasman East Investor LLC	0	0	0	0	0	0			0	0
00000	88-2431671	CARING Towers Crescent Investor LLC	0	0	0	0	0	0			0	0
00000	88-2074593	CARING Waltham Investor LLC	0	0	0	0	0	0			0	0
00000	87-3646420	CARING Westcore Holding II Investor LLC	0	0	0	0	0	0			0	0
00000	38-4085763	CARING Westcore Holding Investor LLC	0	0	0	0	0	0			0	0
00000	27-5402196	CARING Windsor Investor LLC	0	0	0	0	0	0			0	0
00000	39-2354175	CARING Whisper Creek Investor LLC	0	0	0	0	0	0			0	0
00000	39-4531611	CARING Whisper Creek TIC Manager LLC	0	0	0	0	0	0			0	0
00000	27-5402196	CARING Windsor TIC Manager LLC	0	0	0	0	0	0			0	0
00000	83-4317078	CARING XR 2 International Investor LLC	0	0	0	0	0	0			0	0
00000	83-3923178	CARING XR International Investor LLC	0	0	0	0	0	0			0	0
00000	45-2604992	CCN NMO, LLC	0	0	0	0	0	0			0	0
00000	33-1039759	CCN-WNY IPA, LLC	0	0	0	0	0	0			0	0
00000	06-1332403	CG Individual Tax Benefit Payments, Inc.	0	0	0	0	0	0			0	0
00000	06-1332405	CG Life Pension Benefits Payments, Inc.	0	0	0	0	0	0			0	0
00000	06-1332401	CG LINA Pension Benefits Payments, Inc.	0	0	0	0	0	0			0	0
00000	45-5499889	CG Seventh Street, LLC	0	0	0	0	0	0			0	0
00000	82-1280312	CG/Wood Alta 601, LLC	0	0	0	0	0	0			0	0
00000	85-0655107	CG/Wood Alta Duraleigh Owner, LLC	0	0	0	0	0	0			0	0
00000	87-2928410	CG/Wood Alta Duraleigh Townhome, LLC	0	0	0	0	0	0			0	0
00000	85-0734624	CG/Wood Alta Duraleigh, LLC	0	0	0	0	0	0			0	0
00000	85-2233381	CG/Wood Alta Leander Station, LLC	0	0	0	0	0	0			0	0
00000	84-2083351	CG-AQ 477 South Market Street LLC	0	0	0	0	0	0			0	0
00000	81-3313562	CGGL City Parkway LLC	0	0	0	0	0	0			0	0
00000	61-1797835	CGGL Orange Collection LLC	0	0	0	0	0	0			0	0
00000	00-0000000	CGGL Orange Collection Mezz LLC	0	0	0	0	0	0			0	0
00000	84-1843578	CGGL XR 2 International JV LLC	0	0	0	0	0	0			0	0
							(3,761)				(3,761)	
							(3,313)				(3,313)	

ANNUAL STATEMENT FOR THE YEAR 2025 OF THE CIGNA DENTAL HEALTH OF OHIO INC

SCHEDULE Y

PART 2 - SUMMARY OF INSURER'S TRANSACTIONS WITH ANY AFFILIATES

1	2	3	4	5	6	7	8	9	10	11	12	13
NAIC Company Code	ID Number	Names of Insurers and Parent, Subsidiaries or Affiliates	Shareholder Dividends	Capital Contributions	Purchases, Sales or Exchanges of Loans, Securities, Real Estate, Mortgage Loans or Other Investments	Income/ (Disbursements) Incurred in Connection with Guarantees or Undertakings for the Benefit of any Affiliate(s)	Management Agreements and Service Contracts	Income/ (Disbursements) Incurred Under Reinsurance Agreements	*	Any Other Material Activity Not in the Ordinary Course of the Insurer's Business	Totals	Reinsurance Recoverable/ (Payable) on Losses and/or Reserve Credit Taken/(Liability)
00000	84-1843578	CGGL XR 2 International LLC	0	0	0	0	0	0			0	0
00000	84-1843578	CGGL XR 2 International Mezz LLC	0	0	0	0	0	0			0	0
00000	84-1921719	CGGL XR International LLC	0	0	0	0	0	0			0	0
00000	84-4747045	CG-LEDO IBP I LLC	0	0	0	0	0	0			0	0
00000	84-4755025	CG-LEDO IBP II LLC	0	0	0	0	0	0			0	0
00000	84-4773972	CG-LEDO IBP Venture LLC	0	0	0	0	0	0			0	0
00000	33-3803026	CG-Ledo Whisper Venture, LLC	0	0	0	0	0	0			0	0
00000	83-2993316	CG-Muller 550 Winchester, LLC	0	0	0	0	0	0			0	0
00000	59-3466707	Chiro Alliance Corporation	0	0	0	0	0	0			0	0
00000	93-1839287	CHSS JV, LLC	0	0	0	0	0	0			0	0
00000	81-3389374	CIG-LEI Ygnacio Associates LLC	0	0	0	0	0	0			0	0
00000	00-0000000	Cigna & CMB Asset Management Company Limited	0	0	0	0	0	0			0	0
00000	00-0000000	Cigna & CMB Health Services Company, Ltd.	0	0	0	0	0	0			0	0
00000	00-0000000	Cigna & CMB Life Insurance Company Limited	0	0	0	0	0	0			0	0
00000	00-0000000	CIGNA 2000 UK Pension LTD	0	0	0	0	0	0			0	0
00000	27-5402196	Cigna Affiliates Realty Investment Group, LLC	0	55,737,353	0	0	0	0			55,737,353	0
00000	00-0000000	Cigna Alder Holdings, LLC	0	0	0	0	0	0			0	0
00000	00-0000000	Cigna Apac Holdings, Ltd.	0	0	0	0	0	0			0	0
13733	03-0452349	Cigna Arbor Life Insurance Company	0	0	0	0	(5,375)	0			(5,375)	0
00000	00-0000000	Cigna Bellevue Alpha LLC	0	0	0	0	0	0			0	0
00000	01-0947889	Cigna Benefits Financing, Inc.	0	0	0	0	1,309,500	0			1,309,500	0
00000	00-0000000	Cigna Cedar Holdings, Ltd.	0	0	0	0	0	0			0	0
00000	98-1137759	Cigna Chestnut Holdings, Ltd.	0	0	0	0	0	0			0	0
00000	27-3396038	Cigna Corporate Services, LLC	0	0	0	0	0	0			0	0
00000	00-0000000	Cigna Data Services (Shanghai) Company Limited	0	0	0	0	0	0			0	0
00000	59-2600475	Cigna Dental Health Of California, Inc.	(11,000,000)	0	0	0	300,329	0			(10,699,671)	0
11175	59-2675861	Cigna Dental Health Of Colorado, Inc.	(2,000,000)	0	0	0	(643,183)	0			(2,643,183)	0
95380	59-2676987	Cigna Dental Health Of Delaware, Inc.	0	0	0	0	(21,182)	0			(21,182)	0
52021	59-1611217	Cigna Dental Health Of Florida, Inc.	(6,500,000)	0	0	0	(3,123,553)	0			(9,623,553)	0
52024	59-2625350	Cigna Dental Health Of Kansas, Inc.	(500,000)	0	0	0	(180,683)	0			(680,683)	0
52108	59-2619589	Cigna Dental Health Of Kentucky, Inc.	(2,250,000)	0	0	0	(813,663)	0			(3,063,663)	0
48119	20-2844020	Cigna Dental Health Of Maryland, Inc.	(2,500,000)	0	0	0	(701,132)	0			(3,201,132)	0
11160	06-1582068	Cigna Dental Health Of Missouri, Inc.	(1,400,000)	0	0	0	(253,853)	0			(1,653,853)	0
11167	59-2308062	Cigna Dental Health Of New Jersey, Inc.	(1,939,000)	0	0	0	(1,046,534)	0			(2,985,534)	0
95179	56-1803464	Cigna Dental Health Of North Carolina, Inc.	0	0	0	0	(478,915)	0			(478,915)	0
47805	59-2579774	Cigna Dental Health Of Ohio, Inc.	(2,900,000)	0	0	0	(739,661)	0			(3,639,661)	0
47041	52-1220578	Cigna Dental Health Of Pennsylvania, Inc.	(2,950,000)	0	0	0	(470,961)	0			(3,420,961)	0
95037	59-2676977	Cigna Dental Health Of Texas, Inc.	(10,150,000)	0	0	0	(3,951,795)	0			(14,101,795)	0

42.3

ANNUAL STATEMENT FOR THE YEAR 2025 OF THE CIGNA DENTAL HEALTH OF OHIO INC

SCHEDULE Y

PART 2 - SUMMARY OF INSURER'S TRANSACTIONS WITH ANY AFFILIATES

1	2	3	4	5	6	7	8	9	10	11	12	13
NAIC Company Code	ID Number	Names of Insurers and Parent, Subsidiaries or Affiliates	Shareholder Dividends	Capital Contributions	Purchases, Sales or Exchanges of Loans, Securities, Real Estate, Mortgage Loans or Other Investments	Income/ (Disbursements) Incurred in Connection with Guarantees or Undertakings for the Benefit of any Affiliate(s)	Management Agreements and Service Contracts	Income/ (Disbursements) Incurred Under Reinsurance Agreements	*	Any Other Material Activity Not in the Ordinary Course of the Insurer's Business	Totals	Reinsurance Recoverable/ (Payable) on Losses and/or Reserve Credit Taken/(Liability)
52617	52-2188914	Cigna Dental Health Of Virginia, Inc.	(1,250,000)	0	0	0	(472,024)	0			(1,722,024)	
47013	86-0807222	Cigna Dental Health Plan Of Arizona, Inc.	(3,250,000)	0	0	0	1,566,917	0			(1,683,083)	
00000	59-2308055	Cigna Dental Health, Inc.	48,589,000	0	0	0	19,411,144	0			68,000,144	
00000	98-1155943	Cigna Elmwood Holdings, SPRL	0	0	0	0	0	0			0	
00000	00-0000000	Cigna Europe Insurance Company S.A.- N.V.	0	0	0	0	0	0			0	
00000	00-0000000	Cigna European Services (UK) Limited	0	0	0	0	0	0			0	
00000	51-0389196	Cigna Global Holdings, Inc.	0	0	0	0	(3,927)	0			(3,927)	
00000	68-0676638	Cigna Global Insurance Company Limited	0	0	0	0	12,880,587	19,570			12,900,157	
00000	98-0210110	Cigna Global Reinsurance Company, Ltd.	0	(14,000,000)	0	0	(84,798)	(244,548,564)			(258,633,362)	(185,236,237)
00000	00-0000000	Cigna Global Wellbeing Holdings Limited	0	0	0	0	0	0			0	
00000	00-0000000	Cigna Global Wellbeing Solutions Limited	0	0	0	0	0	0			0	
67369	59-1031071	Cigna Health and Life Insurance Company	(700,916,525)	28,318,425	0	0	(277,036,612)	233,357,684			(716,277,028)	120,778,831
00000	62-1312478	Cigna Health Corporation	189,000,000	0	0	0	44,274,961	0			233,274,961	
00000	23-1728483	Cigna Health Management, Inc.	0	0	0	0	16,889,434	0			16,889,434	
00000	00-0000000	Cigna Health Solution India Pvt. Ltd.	0	0	0	0	0	0			0	
00000	23-2741293	Cigna Healthcare Benefits, Inc.	0	0	0	0	0	0			0	
00000	00-0000000	Cigna Healthcare Eastern Technology Services Company	0	0	0	0	0	0			0	
00000	84-0985843	Cigna Healthcare Holdings, Inc.	0	0	0	0	0	0			0	
95125	86-0334392	Cigna HealthCare of Arizona, Inc.	0	0	0	0	(3,478,944)	(23,144)			(3,502,088)	439,022
00000	95-3310115	Cigna HealthCare of California, Inc.	(40,000,000)	0	0	0	28,061,067	882,631			(11,056,302)	10,031,434
95660	06-1141174	Cigna HealthCare of Connecticut, Inc.	0	0	0	0	(44,669)	(63,112)			(107,781)	250
95136	59-2089259	Cigna HealthCare of Florida, Inc.	0	0	0	0	(184,265)	(464,324)			(648,589)	45,755
96229	58-1641057	Cigna HealthCare of Georgia, Inc.	(100,000,000)	0	0	0	(23,545,939)	(1,886)			(123,547,825)	1,367
95602	36-3385638	Cigna HealthCare of Illinois, Inc.	(2,000,000)	0	0	0	(3,792,914)	(20,907)			(5,813,821)	336,624
95525	35-1679172	Cigna HealthCare of Indiana, Inc.	0	0	0	0	(3,989)	(667)			(4,656)	484
95493	02-0387749	Cigna HealthCare of New Hampshire, Inc.	(7,000,000)	0	0	0	(3,931)	0			(7,003,931)	
95500	22-2720890	Cigna HealthCare of New Jersey, Inc.	0	0	0	0	(74,358)	(55,269)			(129,627)	57,694
95132	56-1479515	Cigna HealthCare of North Carolina, Inc.	(12,000,000)	0	0	0	(17,914,077)	(79,580)			(29,993,657)	15,157
95708	06-1185590	Cigna HealthCare of South Carolina, Inc.	(20,000,000)	0	0	0	(61,074)	(989)			(20,062,063)	717
95635	36-3359925	Cigna HealthCare of St. Louis, Inc.	(8,000,000)	0	0	0	(144,114)	0			(8,144,114)	40,069
95606	62-1218053	Cigna HealthCare of Tennessee, Inc.	0	0	0	0	(361,420)	0			(361,420)	78,120
95383	74-2767437	Cigna HealthCare of Texas, Inc.	0	0	0	0	(28,794,660)	1,033,488			(27,761,172)	1,151,490
00000	02-0495422	Cigna Healthcare, Inc.	0	0	0	0	(460)	0			(460)	
00000	06-1059331	Cigna Holding Company	0	0	0	0	(5,242)	0			(5,242)	
00000	23-3009279	Cigna Holdings Overseas, Inc.	0	0	0	0	0	0			0	
00000	06-1072796	Cigna Holdings, Inc.	0	0	0	0	0	0			0	
00000	00-0000000	Cigna Hong Kong Holdings Company Limited	0	0	0	0	0	0			0	
00000	27-1903785	Cigna Insurance Agency, LLC	0	0	0	0	0	0			0	
00000	00-0000000	Cigna Insurance Management Services (DIFC), Ltd.	0	0	0	0	0	0			0	
00000	00-0000000	Cigna Insurance Middle East S.A.L.	0	0	0	0	19,457,675	11,529,662			30,987,337	51,964,059

ANNUAL STATEMENT FOR THE YEAR 2025 OF THE CIGNA DENTAL HEALTH OF OHIO INC

SCHEDULE Y

PART 2 - SUMMARY OF INSURER'S TRANSACTIONS WITH ANY AFFILIATES

1	2	3	4	5	6	7	8	9	10	11	12	13
NAIC Company Code	ID Number	Names of Insurers and Parent, Subsidiaries or Affiliates	Shareholder Dividends	Capital Contributions	Purchases, Sales or Exchanges of Loans, Securities, Real Estate, Mortgage Loans or Other Investments	Income/ (Disbursements) Incurred in Connection with Guarantees or Undertakings for the Benefit of any Affiliate(s)	Management Agreements and Service Contracts	Income/ (Disbursements) Incurred Under Reinsurance Agreements	*	Any Other Material Activity Not in the Ordinary Course of the Insurer's Business	Totals	Reinsurance Recoverable/ (Payable) on Losses and/or Reserve Credit Taken/(Liability)
00000	00-0000000	Cigna Insurance Services (Europe) Limited	0	0	0	0	0	0			0	
00000	23-2924152	Cigna Integratedcare, Inc.	0	0	0	0	0	0			0	
00000	51-0402128	Cigna Intellectual Property, Inc.	0	0	0	0	0	0			0	
00000	51-0111677	Cigna International Corporation, Inc.	0	0	0	0	(7,494,936)	0			(7,494,936)	
00000	52-0291385	Cigna International Finance, Inc.	0	0	0	0	0	0			0	
00000	00-0000000	Cigna International Health Services Kenya Limited	0	0	0	0	0	0			0	
00000	00-0000000	Cigna International Health Services Sdn. Bhd.	0	0	0	0	0	0			0	
00000	00-0000000	Cigna International Health Services, BVBA	0	0	0	0	0	0			0	
00000	30-0526216	Cigna International Health Services, LLC	0	0	0	0	0	0			0	
00000	00-0000000	Cigna International Marketing (Thailand) Limited	0	0	0	0	0	0			0	
00000	00-0000000	Cigna International Services Australia Pty Ltd.	0	0	0	0	0	0			0	
00000	23-2610178	Cigna International Services, Inc.	0	0	0	0	0	0			0	
00000	06-1095823	Cigna Investment Group, Inc.	0	0	0	0	(406)	0			(406)	
00000	06-0861092	Cigna Investments, Inc.	0	0	0	0	42,183,570	0			42,183,570	
00000	98-1146864	Cigna Laurel Holdings, Ltd.	0	0	0	0	0	0			0	
00000	00-0000000	Cigna Legal Protection U.K. Ltd.	0	0	0	0	0	0			0	
00000	AA-1560515	Cigna Life Insurance Company of Canada	0	0	0	0	(8,096,324)	0			(8,096,324)	
00000	AA-1240009	Cigna Life Insurance Company of Europe S.A.-N.V.	0	0	0	0	886,466	(1,517,909)			(631,443)	
00000	46-4110289	Cigna Linden Holdings, Inc.	0	0	0	0	0	0			0	
00000	23-2741294	Cigna Managed Care Benefits Company	0	0	0	0	34,070,822	0			34,070,822	
00000	87-3374500	Cigna Management Company LLC	(679,300,000)	0	0	0	0	0			(679,300,000)	
00000	98-1154657	Cigna Myrtle Holdings, Ltd.	0	0	0	0	0	0			0	
00000	00-0000000	Cigna Nederland Gamma B.V.	0	0	0	0	0	0			0	
00000	00-0000000	Cigna Oak Holdings, Ltd.	0	0	0	0	0	0			0	
00000	98-1232443	Cigna Palmetto Holdings, Ltd.	0	0	0	0	0	0			0	
00000	46-4099800	Cigna Poplar Holdings, Inc.	0	0	0	0	0	0			0	
00000	06-1071502	Cigna RE Corporation	0	0	0	0	0	0			0	
00000	06-1567902	Cigna Resource Manager, Inc.	0	0	0	0	0	0			0	
00000	00-0000000	Cigna Services Middle East FZE	0	0	0	0	0	0			0	
00000	00-0000000	Cigna Spruce Holdings GmbH	0	0	0	0	0	0			0	
00000	00-0000000	Cigna Teak Holdings, LLC	0	0	0	0	0	0			0	
00000	83-1069280	Cigna Ventures, LLC	0	95,708,231	0	0	0	0			95,708,231	
00000	00-0000000	Cigna Walnut Holdings, Ltd.	0	0	0	0	0	0			0	
00000	00-0000000	Cigna Willow Holdings, Ltd.	0	0	0	0	0	0			0	
00000	00-0000000	Cigna Worldwide General Insurance Company Limited	0	0	0	0	0	0			0	
90859	23-2088429	Cigna Worldwide Insurance Company	0	14,000,000	0	0	2,691,541	(46,684)			16,644,857	295,014
00000	85-2732455	Cigna-Evernorth Services, Inc.	0	0	0	0	0	0			0	

425

ANNUAL STATEMENT FOR THE YEAR 2025 OF THE CIGNA DENTAL HEALTH OF OHIO INC

SCHEDULE Y

PART 2 - SUMMARY OF INSURER'S TRANSACTIONS WITH ANY AFFILIATES

1	2	3	4	5	6	7	8	9	10	11	12	13
NAIC Company Code	ID Number	Names of Insurers and Parent, Subsidiaries or Affiliates	Shareholder Dividends	Capital Contributions	Purchases, Sales or Exchanges of Loans, Securities, Real Estate, Mortgage Loans or Other Investments	Income/ (Disbursements) Incurred in Connection with Guarantees or Undertakings for the Benefit of any Affiliate(s)	Management Agreements and Service Contracts	Income/ (Disbursements) Incurred Under Reinsurance Agreements	*	Any Other Material Activity Not in the Ordinary Course of the Insurer's Business	Totals	Reinsurance Recoverable/ (Payable) on Losses and/or Reserve Credit Taken/(Liability)
00000	86-2964997	CI-GS Elan Everett Phase I, LLC	0	0	0	0	0	0			0	0
00000	86-3726159	CI-GS Elan Everett Phase II, LLC	0	0	0	0	0	0			0	0
00000	82-1612980	CI-GS Hillcrest LLC	0	0	0	0	0	0			0	0
00000	82-4774243	CI-GS Portland, LLC	0	0	0	0	0	0			0	0
00000	88-3907567	CI-GS Slabtown, LLC	0	0	0	0	0	0			0	0
00000	92-2089889	CI-GS Tasman East Apartments, LLC	0	0	0	0	0	0			0	0
00000	00-0000000	Claims and Risk Services Limited	0	0	0	0	0	0			0	0
00000	84-1461840	Community Health Network, LLC	0	0	0	0	0	0			0	0
00000	06-1252419	Connecticut General Benefit Payments, Inc.	0	0	0	0	0	0			0	0
00000	06-0840391	Connecticut General Corporation	1,525,216,525	0	0	0	(7,039)	0			1,525,209,486	0
62308	06-0303370	Connecticut General Life Insurance Company	(145,000,000)	(201,318,584)	0	0	(17,150,704)	0			(363,469,288)	0
00000	99-2781951	Constellation Continental Owner, LLC	0	0	0	0	0	0			0	0
00000	39-4543707	Constellation Mills Owner LLC	0	0	0	0	0	0			0	0
00000	00-0000000	Council For Affordable Quality Healthcare, Inc.	0	0	0	0	0	0			0	0
00000	39-3066994	CP-Aspen, LLC	0	0	0	0	0	0			0	0
00000	00-0000000	CP- Cedar, LLC	0	0	0	0	0	0			0	0
00000	00-0000000	CP-Oak, LLC	0	0	0	0	0	0			0	0
00000	82-4936006	CPI-CII 9171 Wilshire JV LLC	0	0	0	0	0	0			0	0
00000	85-3456644	CPRx MSO, LLC	0	0	0	0	0	0			0	0
00000	27-3555688	CR Washington Street Investors LP	0	0	0	0	0	0			0	0
00000	36-4369972	CuraScript, Inc.	0	0	0	0	0	0			0	0
00000	86-1305728	Deco Apartments JV LLC	0	0	0	0	0	0			0	0
00000	86-1334095	Deco Apartments Owner LLC	0	0	0	0	0	0			0	0
00000	16-1526641	Diversified NY IPA, Inc.	0	0	0	0	0	0			0	0
00000	41-1627938	Diversified Pharmaceutical Services, Inc.	0	0	0	0	0	0			0	0
00000	27-3542089	Econdisc Contracting Solutions, LLC	0	0	0	0	0	0			0	0
00000	00-0000000	Egyptian Emirates Administration Services SAE	0	0	0	0	0	0			0	0
00000	33-2457648	Embassy Row Venture LLC	0	0	0	0	0	0			0	0
00000	00-0000000	ESI Canada	0	0	0	0	0	0			0	0
00000	00-0000000	ESI GP Canada ULC	0	0	0	0	0	0			0	0
00000	43-1925556	ESI GP Holdings, Inc.	0	0	0	0	0	0			0	0
00000	00-0000000	ESI GP2 Canada ULC	0	0	0	0	0	0			0	0
00000	74-2974964	ESI Mail Order Processing, Inc. (f/k/a NXI)	0	0	0	0	0	0			0	0
00000	43-1867735	ESI Mail Pharmacy Service, Inc.	0	0	0	0	0	0			0	0
00000	43-1925562	ESI Partnership	0	0	0	0	0	0			0	0
00000	41-2006555	ESI Resources, Inc.	0	0	0	0	0	0			0	0
00000	92-1016132	ESSCH Holdings, Inc.	0	0	0	0	0	0			0	0
00000	00-0000000	Evernorth Accountable Care One, LLC	0	0	0	0	0	0			0	0

ANNUAL STATEMENT FOR THE YEAR 2025 OF THE CIGNA DENTAL HEALTH OF OHIO INC

SCHEDULE Y

PART 2 - SUMMARY OF INSURER'S TRANSACTIONS WITH ANY AFFILIATES

1	2	3	4	5	6	7	8	9	10	11	12	13
NAIC Company Code	ID Number	Names of Insurers and Parent, Subsidiaries or Affiliates	Shareholder Dividends	Capital Contributions	Purchases, Sales or Exchanges of Loans, Securities, Real Estate, Mortgage Loans or Other Investments	Income/ (Disbursements) Incurred in Connection with Guarantees or Undertakings for the Benefit of any Affiliate(s)	Management Agreements and Service Contracts	Income/ (Disbursements) Incurred Under Reinsurance Agreements	*	Any Other Material Activity Not in the Ordinary Course of the Insurer's Business	Totals	Reinsurance Recoverable/ (Payable) on Losses and/or Reserve Credit Taken/(Liability)
00000	93-1916563	Evernorth Accountable Care, LLC	0	0	0	0	0	0			0	
00000	94-3107309	Evernorth Behavioral Health of California, Inc.	0	0	0	0	(30,709)	0			(30,709)	
00000	75-2751090	Evernorth Behavioral Health of Texas, Inc.	0	0	0	0	(141,867)	0			(141,867)	
00000	41-1648670	Evernorth Behavioral Health, Inc.	0	0	0	0	73,835,942	0			73,835,942	
00000	33-3880663	Evernorth Behavioral Services, LLC	0	0	0	0	0	0			0	
00000	99-1584892	Evernorth Care Group, LLC	0	0	0	0	0	0			0	
00000	86-1465626	Evernorth Care Solutions, Inc.	0	0	0	0	0	0			0	
00000	32-0222252	Evernorth Direct Health, LLC	0	0	0	0	(7,336)	0			(7,336)	
00000	33-2256054	Evernorth Federal Services, Inc.	0	0	0	0	0	0			0	
00000	45-2884094	Evernorth Health, Inc.	0	0	0	0	0	0			0	
00000	00-0000000	Evernorth Ireland Limited	0	0	0	0	0	0			0	
00000	99-1207331	Evernorth Network Services, LLC	0	0	0	0	0	0			0	
00000	85-2759151	Evernorth Sales Operations, Inc.	0	0	0	0	0	0			0	
00000	85-2717903	Evernorth Strategic Development, Inc.	0	0	0	0	0	0			0	
00000	93-3608409	Evernorth Wholesale Distribution, Inc.	0	0	0	0	0	0			0	
00000	93-1946921	Evernorth-VillageMD Care Alliance of AZ, LLC	0	0	0	0	0	0			0	
00000	93-3088901	Evernorth-VillageMD Care Alliance of CT, LLC	0	0	0	0	0	0			0	
00000	93-1971121	Evernorth-VillageMD Care Alliance of GA, LLC	0	0	0	0	0	0			0	
00000	93-2000610	Evernorth-VillageMD Care Alliance of NJ, LLC	0	0	0	0	0	0			0	
00000	93-2024744	Evernorth-VillageMD Care Alliance of TX, LLC	0	0	0	0	0	0			0	
00000	93-2676484	Evernorth-VillageMD Health Organization of Texas, Inc.	0	0	0	0	0	0			0	
00000	46-4676347	eviCore 1, LLC	0	0	0	0	0	0			0	
00000	62-1615395	eviCore healthcare MSI, LLC	0	0	0	0	13,156,577	0			13,156,577	
13918	27-3175443	Express Reinsurance Company	0	0	0	0	0	0			0	
00000	41-2063830	Express Scripts Administrators LLC	0	0	0	0	0	0			0	
00000	00-0000000	Express Scripts Canada Co.	0	0	0	0	0	0			0	
00000	43-1942542	Express Scripts Canada Holding Co.	0	0	0	0	0	0			0	
00000	27-1490640	Express Scripts Canada Holding, LLC	0	0	0	0	0	0			0	
00000	00-0000000	Express Scripts Canada Services	0	0	0	0	0	0			0	
00000	00-0000000	Express Scripts Canada Wholesale	0	0	0	0	0	0			0	
00000	84-5003423	Express Scripts Health Information Network Partners, Inc.	0	0	0	0	0	0			0	
00000	20-5826948	Express Scripts Pharmaceutical Procurement, LLC	0	0	0	0	0	0			0	
00000	00-0000000	Express Scripts Pharmacy Atlantic, Ltd.	0	0	0	0	0	0			0	
00000	00-0000000	Express Scripts Pharmacy Central, Ltd.	0	0	0	0	0	0			0	
00000	00-0000000	Express Scripts Pharmacy Ontario, Ltd.	0	0	0	0	0	0			0	

ANNUAL STATEMENT FOR THE YEAR 2025 OF THE CIGNA DENTAL HEALTH OF OHIO INC

SCHEDULE Y

PART 2 - SUMMARY OF INSURER'S TRANSACTIONS WITH ANY AFFILIATES

1	2	3	4	5	6	7	8	9	10	11	12	13
NAIC Company Code	ID Number	Names of Insurers and Parent, Subsidiaries or Affiliates	Shareholder Dividends	Capital Contributions	Purchases, Sales or Exchanges of Loans, Securities, Real Estate, Mortgage Loans or Other Investments	Income/ (Disbursements) Incurred in Connection with Guarantees or Undertakings for the Benefit of any Affiliate(s)	Management Agreements and Service Contracts	Income/ (Disbursements) Incurred Under Reinsurance Agreements	*	Any Other Material Activity Not in the Ordinary Course of the Insurer's Business	Totals	Reinsurance Recoverable/ (Payable) on Losses and/or Reserve Credit Taken/(Liability)
00000	00-0000000	Express Scripts Pharmacy West, Ltd.	0	0	0	0	0	0			0	
00000	30-0789911	Express Scripts Pharmacy, Inc.	0	0	0	0	0	0			0	
00000	22-3114423	Express Scripts Sales Operations, Inc.	0	0	0	0	0	0			0	
00000	20-3126104	Express Scripts Senior Care Holdings LLC	0	0	0	0	0	0			0	
00000	20-3126075	Express Scripts Senior Care, Inc.	0	0	0	0	0	0			0	
00000	43-1832983	Express Scripts Services Co.	0	0	0	0	0	0			0	
00000	43-1869712	Express Scripts Specialty Distribution Services, Inc.	0	0	0	0	0	0			0	
00000	22-2230703	Express Scripts Strategic Development, Inc.	0	0	0	0	0	0			0	
00000	43-1869714	Express Scripts Utilization Management Company	0	0	0	0	0	0			0	
00000	43-1420563	Express Scripts, Inc.	0	0	0	0	105,602,178	0			105,602,178	
00000	00-0000000	FirstAssist Administration Limited	0	0	0	0	0	0			0	
00000	20-2392253	Florida Hospital DME/RT, LLC	0	0	0	0	0	0			0	
00000	59-3142824	Florida Hospital Home Infusion, LLP	0	0	0	0	0	0			0	
00000	23-1914061	Former Cigna Investments, Inc.	0	0	0	0	(270)	0			(270)	
00000	88-3762943	Forsyth Health, LLC	0	0	0	0	(20,150)	0			(20,150)	
00000	02-0523249	Freco, Inc.	0	0	0	0	0	0			0	
00000	20-3229217	Freedom Service Company, LLC	0	0	0	0	0	0			0	
00000	39-2378133	Genoa Red Bluff Owner, LLC	0	0	0	0	0	0			0	
00000	00-0000000	Gillette Ridge Community Council, Inc.	0	0	0	0	0	0			0	
00000	20-3700105	Gillette Ridge Golf, LLC	0	0	0	0	0	0			0	
00000	82-5244279	Global Pharmacy LLC	0	0	0	0	0	0			0	
00000	00-0000000	GRG Acquisitions LLC	0	1,554,575	0	0	0	0			1,554,575	
00000	33-2210117	GS Chamblee JV, LLC	0	0	0	0	0	0			0	
00000	39-5049245	GroupWise Benefits, LLC	0	0	0	0	0	0			0	
00000	87-3650143	Hartford Community Lender Holding LLC	0	0	0	0	0	0			0	
00000	87-3686301	Hartford Community Lender I LLC	0	0	0	0	0	0			0	
00000	04-2992335	Healthbridge Reimbursement & Product Support, Inc.	0	0	0	0	0	0			0	
00000	26-2159005	Healthbridge, Inc.	0	0	0	0	0	0			0	
00000	06-1533555	Healthsource Benefits, Inc.	0	0	0	0	0	0			0	
00000	02-0467679	Healthsource Properties, Inc.	0	0	0	0	0	0			0	
00000	02-0387748	Healthsource, Inc.	0	0	0	0	(460)	0			(460)	
00000	47-5651517	Healy Pharmacy, LLC	0	0	0	0	0	0			0	
00000	81-4139432	Heights at Bear Creek Borrower LLC	0	0	0	0	0	0			0	
00000	81-4139432	Heights at Bear Creek Mezzanine LLC	0	0	0	0	0	0			0	
00000	81-4139432	Heights at Bear Creek Venture LLC	0	0	0	0	0	0			0	
00000	20-4266628	Home Physicians Management, LLC	0	0	0	0	0	0			0	
00000	37-1708015	Houston Briar Forest Apartments Limited Partnership	0	0	0	0	0	0			0	
00000	95-4838551	Ideal Properties II LLC	0	0	0	0	0	0			0	

428

ANNUAL STATEMENT FOR THE YEAR 2025 OF THE CIGNA DENTAL HEALTH OF OHIO INC

SCHEDULE Y

PART 2 - SUMMARY OF INSURER'S TRANSACTIONS WITH ANY AFFILIATES

1	2	3	4	5	6	7	8	9	10	11	12	13
NAIC Company Code	ID Number	Names of Insurers and Parent, Subsidiaries or Affiliates	Shareholder Dividends	Capital Contributions	Purchases, Sales or Exchanges of Loans, Securities, Real Estate, Mortgage Loans or Other Investments	Income/ (Disbursements) Incurred in Connection with Guarantees or Undertakings for the Benefit of any Affiliate(s)	Management Agreements and Service Contracts	Income/ (Disbursements) Incurred Under Reinsurance Agreements	*	Any Other Material Activity Not in the Ordinary Course of the Insurer's Business	Totals	Reinsurance Recoverable/ (Payable) on Losses and/or Reserve Credit Taken/(Liability)
00000	35-2041388	IHN, Inc.	0	0	0	0	(487)	0			(487)	
00000	00-0000000	Independent Health Information Technology Services L.L.C.	0	0	0	0	0	0			0	
00000	82-0658250	Inside RX, LLC	0	0	0	0	0	0			0	
00000	46-5556043	Integrity Rx Specialty Pharmacy LLC	0	0	0	0	0	0			0	
00000	81-0425785	Intermountain Underwriters, Inc.	0	0	0	0	0	0			0	
00000	00-0000000	International Pharmaceutical Solutions, GmbH	0	0	0	0	0	0			0	
00000	84-3406799	JA Lofts Holdings, LLC	0	0	0	0	0	0			0	
00000	84-3395923	JA Lofts JV Limited Partnership	0	0	0	0	0	0			0	
00000	00-0000000	Kuwait Emirates Administration Services WLL	0	0	0	0	0	0			0	
00000	47-5292506	L&C Investments, LLC	0	0	0	0	0	0			0	
00000	47-4375626	Lakehills CM-CG LLC	0	0	0	0	0	0			0	
00000	58-2593075	Lynnfield Compounding Center, Inc.	0	0	0	0	0	0			0	
00000	04-3546044	Lynnfield Drug, Inc.	0	0	0	0	0	0			0	
00000	27-1506930	MAH Pharmacy, LLC	0	0	0	0	0	0			0	
00000	80-0908244	Mallory Square Partners I, LLC	0	0	0	0	0	0			0	
00000	00-0000000	ManipalCigna Health Insurance Company Limited	0	0	0	0	0	0			0	
00000	51-0500147	Matrix GPO, LLC	0	0	0	0	0	0			0	
00000	59-3720653	Matrix Healthcare Services, Inc.	0	0	0	0	0	0			0	
00000	06-1346406	MCC Independent Practice Association of New York, Inc.	0	0	0	0	0	0			0	
00000	00-0000000	MDLive LLC	0	0	0	0	0	0			0	
00000	00-0000000	MDLive Provider Services, LLC	0	0	0	0	0	0			0	
00000	45-4937055	MDLive, Inc.	0	0	0	0	154,235	0			154,235	
00000	00-0000000	MDLivevisit, LLC	0	0	0	0	0	0			0	
00000	27-3709630	Medco Europe II, LLC	0	0	0	0	0	0			0	
00000	46-2166374	Medco Europe, LLC	0	0	0	0	0	0			0	
00000	84-5017653	Medco Health Information Network Partners, Inc.	0	0	0	0	0	0			0	
00000	81-0616525	Medco Health Puerto Rico, LLC	0	0	0	0	0	0			0	
00000	26-3544786	Medco Health Services, Inc.	0	0	0	0	0	0			0	
00000	22-3461740	Medco Health Solutions, Inc.	0	(100,000,000)	0	0	0	0			(100,000,000)	
00000	27-3801345	MedSolutions Holdings, Inc.	0	0	0	0	0	0			0	
00000	87-2810715	Montclair 11 Pine Operating Company LLC	0	0	0	0	0	0			0	
00000	87-2790325	Montclair 11 Pine Urban Renewal LLC	0	0	0	0	0	0			0	
00000	87-2772585	Montclair Residences JV LLC	0	0	0	0	0	0			0	
00000	32-0071543	MSI Health Organization of Texas, Inc.	0	0	0	0	(6,765)	0			(6,765)	
00000	27-5492993	MSI HT, LLC	0	0	0	0	0	0			0	
00000	27-5493148	MSI LT, LLC	0	0	0	0	0	0			0	
00000	27-5493321	MSI SAR-GW, LLC	0	0	0	0	0	0			0	
00000	86-1090522	MSIAZ I, LLC	0	0	0	0	0	0			0	

ANNUAL STATEMENT FOR THE YEAR 2025 OF THE CIGNA DENTAL HEALTH OF OHIO INC

SCHEDULE Y

PART 2 - SUMMARY OF INSURER'S TRANSACTIONS WITH ANY AFFILIATES

1	2	3	4	5	6	7	8	9	10	11	12	13
NAIC Company Code	ID Number	Names of Insurers and Parent, Subsidiaries or Affiliates	Shareholder Dividends	Capital Contributions	Purchases, Sales or Exchanges of Loans, Securities, Real Estate, Mortgage Loans or Other Investments	Income/ (Disbursements) Incurred in Connection with Guarantees or Undertakings for the Benefit of any Affiliate(s)	Management Agreements and Service Contracts	Income/ (Disbursements) Incurred Under Reinsurance Agreements	*	Any Other Material Activity Not in the Ordinary Course of the Insurer's Business	Totals	Reinsurance Recoverable/ (Payable) on Losses and/or Reserve Credit Taken/(Liability)
00000	20-1749733	MSICA I, LLC	0	0	0	0	0	0			0	0
00000	20-1222347	MSICO I, LLC	0	0	0	0	0	0			0	0
00000	55-0840800	MSIFL, LLC	0	0	0	0	0	0			0	0
00000	26-0181185	MSIMD I, LLC	0	0	0	0	0	0			0	0
00000	74-3122235	MSINC I, LLC	0	0	0	0	0	0			0	0
00000	11-3715243	MSINH II, LLC	0	0	0	0	0	0			0	0
00000	03-0524694	MSINH, LLC	0	0	0	0	0	0			0	0
00000	20-1749446	MSINJ I, LLC	0	0	0	0	0	0			0	0
00000	20-1761914	MSINV I, LLC	0	0	0	0	0	0			0	0
00000	55-0840806	MSISC II, LLC	0	0	0	0	0	0			0	0
00000	26-0336736	MSIVT I, LLC	0	0	0	0	0	0			0	0
00000	20-2536458	MSIWA, LLC	0	0	0	0	0	0			0	0
00000	36-4833284	MyM Technology Services, LLC	0	0	0	0	0	0			0	0
00000	82-1350878	myMatrix Holdings, LLC	0	0	0	0	0	0			0	0
00000	46-2589799	myMatrix-B, LLC	0	0	0	0	0	0			0	0
00000	00-0000000	NAS Administrative Services Company LLC	0	0	0	0	0	0			0	0
00000	00-0000000	NAS Neuron Health Services, L.L.C.	0	0	0	0	0	0			0	0
00000	00-0000000	NAS United SPV	0	0	0	0	0	0			0	0
00000	00-0000000	Neuron LLC	0	0	0	0	0	0			0	0
00000	00-0000000	NNHS India Private Limited	0	0	0	0	0	0			0	0
00000	82-5244890	Octave Health Group, Inc.	0	0	0	0	0	0			0	0
00000	39-3671193	Old Mill Road Industrial JV, LLC	0	0	0	0	0	0			0	0
00000	39-5021054	Pepper Avenue Owner LLC	0	0	0	0	0	0			0	0
00000	20-2537533	PHM of Central Florida, LLC	0	0	0	0	0	0			0	0
00000	27-0839417	Pipeline Health Holdings, LLC	0	0	0	0	0	0			0	0
00000	00-0000000	PipelineRX Buyer, Inc.	0	0	0	0	0	0			0	0
00000	20-2011149	ProCure Consulting, LLC	0	0	0	0	0	0			0	0
00000	59-3031736	Prohealth Medical, LLC	0	0	0	0	0	0			0	0
00000	85-0629960	Prohealth Parent, LLC	0	0	0	0	0	0			0	0
00000	45-3852173	Prohealth Pharmacy Solutions, LLC	0	0	0	0	0	0			0	0
00000	35-1927379	Priority Healthcare Corporation	0	0	0	0	0	0			0	0
00000	59-3761140	Priority Healthcare Distribution, Inc.	0	0	0	0	0	0			0	0
00000	00-0000000	PT GAR Indonesia	0	0	0	0	0	0			0	0
00000	45-5046449	PUR Arbors Apartments Venture LLC	0	0	0	0	0	0			0	0
00000	45-5569416	QPID Health, LLC	0	0	0	0	0	0			0	0
00000	00-0000000	Quallent Pharmaceuticals Health LLC	0	0	0	0	(15,344)	0			(15,344)	0
00000	00-0000000	Quallent Pharmaceuticals Holdings LP	0	0	0	0	0	0			0	0
00000	83-1460134	Rise-CG Capitol Hill, LP	0	0	0	0	0	0			0	0
00000	84-3254168	Rise-CG JA Lofts Limited Partnership	0	0	0	0	0	0			0	0
00000	99-3690790	Rock Island Owner, LLC	0	0	0	0	0	0			0	0
00000	99-4491221	Rossllyn Owner, LLC	0	0	0	0	0	0			0	0
00000	35-1641636	Sagamore Health Network, Inc.	0	0	0	0	866,122	0			866,122	0
00000	46-3593103	SB-SNH LLC	0	0	0	0	0	0			0	0
00000	95-2876207	Secon Properties, LP	0	0	0	0	0	0			0	0

ANNUAL STATEMENT FOR THE YEAR 2025 OF THE CIGNA DENTAL HEALTH OF OHIO INC

SCHEDULE Y

PART 2 - SUMMARY OF INSURER'S TRANSACTIONS WITH ANY AFFILIATES

1	2	3	4	5	6	7	8	9	10	11	12	13
NAIC Company Code	ID Number	Names of Insurers and Parent, Subsidiaries or Affiliates	Shareholder Dividends	Capital Contributions	Purchases, Sales or Exchanges of Loans, Securities, Real Estate, Mortgage Loans or Other Investments	Income/ (Disbursements) Incurred in Connection with Guarantees or Undertakings for the Benefit of any Affiliate(s)	Management Agreements and Service Contracts	Income/ (Disbursements) Incurred Under Reinsurance Agreements	*	Any Other Material Activity Not in the Ordinary Course of the Insurer's Business	Totals	Reinsurance Recoverable/ (Payable) on Losses and/or Reserve Credit Taken/(Liability)
00000	83-4044019	Semita, Inc.	0	0	0	0	0	0			0	
00000	82-1732483	SOMA Apartments Venture LLC	0	0	0	0	0	0			0	
00000	82-4405071	Specialty Products Acquisitions, LLC	0	0	0	0	0	0			0	
00000	61-1317695	SpectraCare Health Care Ventures, Inc.	0	0	0	0	0	0			0	
00000	61-1147068	SpectraCare, Inc.	0	0	0	0	0	0			0	
00000	47-2658932	Strategic Pharmaceutical Investments, LLC	0	0	0	0	0	0			0	
00000	87-0903685	Swedesford Road Apartments, LLC	0	0	0	0	0	0			0	
00000	23-3074013	Tel-Drug of Pennsylvania, LLC	0	0	0	0	0	0			0	
00000	00-0000000	Temple Insurance Company Limited	0	0	0	0	(29,393)	0			(29,393)	
00000	82-4991898	The Cigna Group (A Delaware corporation and ultimate parent company)	0	0	0	0	0	0			0	
00000	85-1955731	The Flats at Interbay Holdings, LLC	0	0	0	0	0	0			0	
00000	85-1955075	The Flats at Interbay JV Limited Partnership	0	0	0	0	0	0			0	
00000	85-1962013	The Flats at Interbay Limited Partnership	0	0	0	0	0	0			0	
00000	00-0000000	Transwestern Federal Holdings, L.L.C.	0	0	0	0	0	0			0	
00000	00-0000000	Transwestern Federal, L.L.C.	0	0	0	0	0	0			0	
00000	00-0000000	Verity Solutions Group, Inc.	0	0	0	0	(10,128)	0			(10,128)	
00000	98-0463704	Vielife Services, Inc.	0	0	0	0	0	0			0	
00000	81-3492421	Village Fertility Pharmacy, LLC	0	0	0	0	0	0			0	
00000	92-3642270	Village West Coast LLC	0	0	0	0	0	0			0	
00000	00-0000000	Westcore CG AC, LLC	0	0	0	0	0	0			0	
00000	84-3178563	Westcore CG Camelback, LLC	0	0	0	0	0	0			0	
00000	84-3178563	Westcore CG Cedar Port, LLC	0	0	0	0	0	0			0	
00000	84-3178563	Westcore CG Dove Valley I, LLC	0	0	0	0	0	0			0	
00000	84-3178563	Westcore CG Dove Valley II, LLC	0	0	0	0	0	0			0	
00000	84-3178563	Westcore CG Eisenhower, LLC	0	0	0	0	0	0			0	
00000	84-3178563	Westcore CG Fountain Lakes, LLC	0	0	0	0	0	0			0	
00000	84-3178563	Westcore CG Gateway, LLC	0	0	0	0	0	0			0	
00000	84-3178563	Westcore CG I-35, LLC	0	0	0	0	0	0			0	
00000	87-3624928	Westcore CG II AC, LLC	0	0	0	0	0	0			0	
00000	87-3624928	Westcore CG II Denton, LLC	0	0	0	0	0	0			0	
00000	87-3624928	Westcore CG II Milan, LLC	0	0	0	0	0	0			0	
00000	87-3624928	Westcore CG II Park 225, LLC	0	0	0	0	0	0			0	
00000	87-3624928	Westcore CG II Union Cross, LLC	0	0	0	0	0	0			0	
00000	84-3178563	Westcore CG Navy, LLC	0	0	0	0	0	0			0	
00000	84-3178563	Westcore CG Potomac Park, LLC	0	0	0	0	0	0			0	
00000	84-3178563	Westcore CG Raceway, LLC	0	0	0	0	0	0			0	
00000	84-3178563	Westcore CG Solano, LLC	0	0	0	0	0	0			0	
00000	84-3178563	Westcore CG Susana, LLC	0	0	0	0	0	0			0	
00000	87-3624928	Westcore CG Venture II, LLC	0	0	0	0	0	0			0	
00000	00-0000000	Westcore CG Venture, LLC	0	0	0	0	0	0			0	
00000	00-0000000	HealthSpring, Inc.	0	0	0	0	(2,321,864)	0			(2,321,864)	

ANNUAL STATEMENT FOR THE YEAR 2025 OF THE CIGNA DENTAL HEALTH OF OHIO INC

SCHEDULE Y

PART 2 - SUMMARY OF INSURER'S TRANSACTIONS WITH ANY AFFILIATES

1	2	3	4	5	6	7	8	9	10	11	12	13
NAIC Company Code	ID Number	Names of Insurers and Parent, Subsidiaries or Affiliates	Shareholder Dividends	Capital Contributions	Purchases, Sales or Exchanges of Loans, Securities, Real Estate, Mortgage Loans or Other Investments	Income/ (Disbursements) Incurred in Connection with Guarantees or Undertakings for the Benefit of any Affiliate(s)	Management Agreements and Service Contracts	Income/ (Disbursements) Incurred Under Reinsurance Agreements	*	Any Other Material Activity Not in the Ordinary Course of the Insurer's Business	Totals	Reinsurance Recoverable/ (Payable) on Losses and/or Reserve Credit Taken/(Liability)
.....61727	34-0970995	Cigna National Health Insurance Company0	20,000,000000000	20,000,0000
.....11524	52-2363406	Bravo Health Pennsylvania, Inc.0	38,000,000000000	38,000,0000
.....00000	52-1929677	NewQuest Management Northeast, LLC0	(38,000,000)000000	(38,000,000)0
.....63762	42-1425239	Medco Containment Life Insurance Company0	100,000,000000000	100,000,0000
.....95604	84-1004500	Cigna HealthCare of Colorado, Inc.0	000000	0	150
9999999	Control Totals		0	0	0	0	(1)	0	XXX	0	(1)	0

ANNUAL STATEMENT FOR THE YEAR 2025 OF THE CIGNA DENTAL HEALTH OF OHIO INC

SCHEDULE Y

PART 3 - ULTIMATE CONTROLLING PARTY AND LISTING OF OTHER U.S. INSURANCE GROUPS OR ENTITIES UNDER THAT ULTIMATE CONTROLLING PARTY'S CONTROL

1	2	3	4	5	6	7	8
Insurers in Holding Company	Owners with Greater Than 10% Ownership	Ownership Percentage Column 2 of Column 1	Granted Disclaimer of Control/ Affiliation of Column 2 Over Column 1 (Yes/No)	Ultimate Controlling Party	U.S. Insurance Groups or Entities Controlled by Column 5	Ownership Percentage (Column 5 of Column 6)	Granted Disclaimer of Control/ Affiliation of Column 5 Over Column 6 (Yes/No)
Allegiance Life & Health Insurance Company	Benefit Management Corp.	95.000	NO	The Cigna Group	The Cigna Group	100.000	NO
Allegiance Re, Inc.	Benefit Management Corp.	100.000	NO	The Cigna Group	The Cigna Group	100.000	NO
AOP II Apartments Venture, L.L.C.	CARING Optimist Park II Investor LLC	90.000	NO	The Cigna Group	The Cigna Group	100.000	NO
Breakthrough Behavioral of Texas, Inc.	Breakthrough Behavioral, Inc.	100.000	NO	The Cigna Group	The Cigna Group	100.000	NO
Breakthrough Behavioral, Inc.	MDLive, Inc.	100.000	NO	The Cigna Group	The Cigna Group	100.000	NO
CareCore NJ, LLC	eviCore healthcare MSI, LLC	100.000	NO	The Cigna Group	The Cigna Group	100.000	NO
Cigna & CMB Life Insurance Company Limited	Cigna Health and Life Insurance Company	50.000	NO	The Cigna Group	The Cigna Group	100.000	NO
Cigna Arbor Life Insurance Company	Connecticut General Corporation	100.000	NO	The Cigna Group	The Cigna Group	100.000	NO
Cigna Dental Health Of Colorado, Inc.	Cigna Dental Health, Inc.	100.000	NO	The Cigna Group	The Cigna Group	100.000	NO
Cigna Dental Health Of Delaware, Inc.	Cigna Dental Health, Inc.	100.000	NO	The Cigna Group	The Cigna Group	100.000	NO
Cigna Dental Health Of Florida, Inc.	Cigna Dental Health, Inc.	100.000	NO	The Cigna Group	The Cigna Group	100.000	NO
Cigna Dental Health Of Kansas, Inc.	Cigna Dental Health, Inc.	100.000	NO	The Cigna Group	The Cigna Group	100.000	NO
Cigna Dental Health Of Kentucky, Inc.	Cigna Dental Health, Inc.	100.000	NO	The Cigna Group	The Cigna Group	100.000	NO
Cigna Dental Health Of Maryland, Inc.	Cigna Dental Health, Inc.	100.000	NO	The Cigna Group	The Cigna Group	100.000	NO
Cigna Dental Health Of Missouri, Inc.	Cigna Dental Health, Inc.	100.000	NO	The Cigna Group	The Cigna Group	100.000	NO
Cigna Dental Health Of New Jersey, Inc.	Cigna Dental Health, Inc.	100.000	NO	The Cigna Group	The Cigna Group	100.000	NO
Cigna Dental Health Of North Carolina, Inc.	Cigna Dental Health, Inc.	100.000	NO	The Cigna Group	The Cigna Group	100.000	NO
Cigna Dental Health Of Ohio, Inc.	Cigna Dental Health, Inc.	100.000	NO	The Cigna Group	The Cigna Group	100.000	NO
Cigna Dental Health Of Pennsylvania, Inc.	Cigna Dental Health, Inc.	100.000	NO	The Cigna Group	The Cigna Group	100.000	NO
Cigna Dental Health Of Texas, Inc.	Cigna Dental Health, Inc.	100.000	NO	The Cigna Group	The Cigna Group	100.000	NO
Cigna Dental Health Of Virginia, Inc.	Cigna Dental Health, Inc.	100.000	NO	The Cigna Group	The Cigna Group	100.000	NO
Cigna Dental Health Plan Of Arizona, Inc.	Cigna Dental Health, Inc.	100.000	NO	The Cigna Group	The Cigna Group	100.000	NO
Cigna Europe Insurance Company S.A.- N.V.	Cigna Myrtle Holdings, Ltd.	52.820	NO	The Cigna Group	The Cigna Group	100.000	NO
Cigna Global Insurance Company Limited	Cigna Holdings Overseas, Inc.	99.990	NO	The Cigna Group	The Cigna Group	100.000	NO
Cigna Global Reinsurance Company, Ltd.	Cigna Global Holdings, Inc.	100.000	NO	The Cigna Group	The Cigna Group	100.000	NO
Cigna Health and Life Insurance Company	Connecticut General Life Insurance Company	100.000	NO	The Cigna Group	The Cigna Group	100.000	NO
Cigna HealthCare of Arizona, Inc.	Healthsource, Inc.	100.000	NO	The Cigna Group	The Cigna Group	100.000	NO
Cigna HealthCare of Connecticut, Inc.	Healthsource, Inc.	100.000	NO	The Cigna Group	The Cigna Group	100.000	NO
Cigna HealthCare of Florida, Inc.	Healthsource, Inc.	100.000	NO	The Cigna Group	The Cigna Group	100.000	NO
Cigna HealthCare of Georgia, Inc.	Healthsource, Inc.	100.000	NO	The Cigna Group	The Cigna Group	100.000	NO
Cigna HealthCare of Illinois, Inc.	Healthsource, Inc.	100.000	NO	The Cigna Group	The Cigna Group	100.000	NO
Cigna HealthCare of Indiana, Inc.	Healthsource, Inc.	100.000	NO	The Cigna Group	The Cigna Group	100.000	NO
Cigna HealthCare of New Hampshire, Inc.	Healthsource, Inc.	100.000	NO	The Cigna Group	The Cigna Group	100.000	NO
Cigna HealthCare of New Jersey, Inc.	Healthsource, Inc.	100.000	NO	The Cigna Group	The Cigna Group	100.000	NO
Cigna HealthCare of North Carolina, Inc.	Healthsource, Inc.	100.000	NO	The Cigna Group	The Cigna Group	100.000	NO
Cigna HealthCare of South Carolina, Inc.	Healthsource, Inc.	100.000	NO	The Cigna Group	The Cigna Group	100.000	NO
Cigna HealthCare of St. Louis, Inc.	Healthsource, Inc.	100.000	NO	The Cigna Group	The Cigna Group	100.000	NO
Cigna HealthCare of Tennessee, Inc.	Healthsource, Inc.	100.000	NO	The Cigna Group	The Cigna Group	100.000	NO
Cigna HealthCare of Texas, Inc.	Healthsource, Inc.	100.000	NO	The Cigna Group	The Cigna Group	100.000	NO
Cigna Insurance Middle East S.A.L.	Cigna Cedar Holdings, Ltd.	100.000	NO	The Cigna Group	The Cigna Group	100.000	NO
Cigna Life Insurance Company of Canada	Cigna Chestnut Holdings, Ltd.	100.000	NO	The Cigna Group	The Cigna Group	100.000	NO
Cigna Life Insurance Company of Europe S.A.-N.V.	Cigna Elmwood Holdings, SPRL	51.000	NO	The Cigna Group	The Cigna Group	100.000	NO
Cigna Worldwide General Insurance Company Limited	Cigna Hong Kong Holdings Company Limited	100.000	NO	The Cigna Group	The Cigna Group	100.000	NO
Cigna Worldwide Insurance Company	Cigna Global Reinsurance Company, Ltd.	100.000	NO	The Cigna Group	The Cigna Group	100.000	NO
Claims and Risk Services Limited	NAS Neuron Health Services, L.L.C.	50.000	NO	The Cigna Group	The Cigna Group	100.000	NO

ANNUAL STATEMENT FOR THE YEAR 2025 OF THE CIGNA DENTAL HEALTH OF OHIO INC

SCHEDULE Y

PART 3 - ULTIMATE CONTROLLING PARTY AND LISTING OF OTHER U.S. INSURANCE GROUPS OR ENTITIES UNDER THAT ULTIMATE CONTROLLING PARTY'S CONTROL

1 Insurers in Holding Company	2 Owners with Greater Than 10% Ownership	3 Ownership Percentage Column 2 of Column 1	4 Granted Disclaimer of Control/ Affiliation of Column 2 Over Column 1 (Yes/No)	5 Ultimate Controlling Party	6 U.S. Insurance Groups or Entities Controlled by Column 5	7 Ownership Percentage (Column 5 of Column 6)	8 Granted Disclaimer of Control/ Affiliation of Column 5 Over Column 6 (Yes/No)
Connecticut General Life Insurance Company	Connecticut General Corporation	100.000	NO	The Cigna Group	The Cigna Group	100.000	NO
Express Reinsurance Company	Express Scripts, Inc.	100.000	NO	The Cigna Group	The Cigna Group	100.000	NO
ManipalCigna Health Insurance Company Limited	Cigna Holdings Overseas, Inc.	49.000	NO	The Cigna Group	The Cigna Group	100.000	NO
Temple Insurance Company Limited	Healthsource, Inc.	100.000	NO	The Cigna Group	The Cigna Group	100.000	NO

ANNUAL STATEMENT FOR THE YEAR 2025 OF THE CIGNA DENTAL HEALTH OF OHIO INC
SUPPLEMENTAL EXHIBITS AND SCHEDULES INTERROGATORIES

REQUIRED FILINGS

The following supplemental reports are required to be filed as part of your statement filing unless specifically waived by the domiciliary state. However, in the event that your domiciliary state waives the filing requirement, your response of WAIVED to the specific interrogatory will be accepted in lieu of filing a "NONE" report and a bar code will be printed below. If the supplement is required of your company but is not being filed for whatever reason enter SEE EXPLANATION and provide an explanation following the interrogatory questions.









	Responses
MARCH FILING	
1. Will the Supplemental Compensation Exhibit be filed with the state of domicile by March 1?	YES
2. Will an Actuarial Opinion be filed by March 1?	YES
3. Will the confidential Risk-based Capital Report be filed with the NAIC by March 1?.....	YES
4. Will the confidential Risk-based Capital Report be filed with the state of domicile, if required, by March 1?	YES
APRIL FILING	
5. Will Management's Discussion and Analysis be filed by April 1?	YES
6. Will the Supplemental Investment Risks Interrogatories be filed by April 1?	YES
7. Will the Accident and Health Policy Experience Exhibit be filed by April 1?	YES
JUNE FILING	
8. Will an Audited Financial Report be filed by June 1?	YES
9. Will Accountant's Letter of Qualifications be filed with the state of domicile and electronically with the NAIC by June 1?	YES

SUPPLEMENTAL FILINGS

The following supplemental reports are required to be filed as part of your annual statement filing **if your company is engaged in the type of business covered by the supplement. However, in the event that your company does not transact the type of business for which the special report must be filed, your response of NO to the specific interrogatory will be accepted in lieu of filing a "NONE" report and a bar code will be printed below.** If the supplement is required of your company but is not being filed for whatever reason enter SEE EXPLANATION and provide an explanation following the interrogatory questions.

MARCH FILING	
10. Will the Medicare Supplement Insurance Experience Exhibit be filed with the state of domicile and the NAIC by March 1?	NO
11. Will the Supplemental Life data due March 1 be filed with the state of domicile and the NAIC?	NO
12. Will Schedule SIS (Stockholder Information Supplement) be filed with the state of domicile by March 1?.....	NO
13. Will the actuarial opinion on participating and non-participating policies as required in Interrogatories 1 and 2 on Exhibit 5 to Life Supplement be filed with the state of domicile and electronically with the NAIC by March 1?.....	NO
14. Will the actuarial opinion on non-guaranteed elements as required in Interrogatory 3 to Exhibit 5 to Life Supplement be filed with the state of domicile and electronically with the NAIC by March 1?.....	NO
15. Will the Medicare Part D Coverage Supplement be filed with the state of domicile and the NAIC by March 1?.....	NO
16. Will an approval from the reporting entity's state of domicile for relief related to the five-year rotation requirement for lead audit partner be filed electronically with the NAIC by March 1?	NO
17. Will an approval from the reporting entity's state of domicile for relief related to the one-year cooling off period for independent CPA be filed electronically with the NAIC by March 1?	NO
18. Will an approval from the reporting entity's state of domicile for relief related to the Requirements for Audit Committees be filed electronically with the NAIC by March 1?	NO
19. Will the Market Conduct Annual Statement (MCAS) Premium Exhibit for Year be filed with the applicable jurisdictions and with the NAIC by March 1?.....	NO
APRIL FILING	
20. Will the Long-Term Care Experience Reporting Forms be filed with the state of domicile and the NAIC by April 1?	NO
21. Will the Supplemental Life data due April 1 be filed with the state of domicile and the NAIC?	NO
22. Will the Supplemental Health Care Exhibit (Parts 1 and 2) be filed with the state of domicile and the NAIC by April 1?	NO
23. Will the Life, Health & Annuity Guaranty Association Assessable Premium Exhibit - Parts 1 and 2 be filed with the state of domicile and the NAIC by April 1?	NO
AUGUST FILING	
24. Will Management's Report of Internal Control Over Financial Reporting be filed with the state of domicile by August 1?	NO
Explanations:	
10. Not applicable to our business	
11. Not applicable to our business	
12. Not applicable to our business	
13. Not applicable to our business	
14. Not applicable to our business	
15. Not applicable to our business	
16. Not applicable to our business	
17. Not applicable to our business	
18. Not applicable to our business	
19. Not applicable to our business	
20. Not applicable to our business	
21. Not applicable to our business	
22. Not applicable to our business	
23. Not applicable to our business	
24. Not applicable to our business	

Bar Codes:

10. Medicare Supplement Insurance Experience Exhibit [Document Identifier 360]	 4 7 8 0 5 2 0 2 5 3 6 0 0 0 0 0 0 0
11. Life Supplement [Document Identifier 205]	 4 7 8 0 5 2 0 2 5 2 0 5 0 0 0 0 0 0
12. SIS Stockholder Information Supplement [Document Identifier 420]	 4 7 8 0 5 2 0 2 5 4 2 0 0 0 0 0 0 0
13. Participating Opinion for Exhibit 5 [Document Identifier 371]	 4 7 8 0 5 2 0 2 5 3 7 1 0 0 0 0 0 0
14. Non-Guaranteed Opinion for Exhibit 5 [Document Identifier 370]	 4 7 8 0 5 2 0 2 5 3 7 0 0 0 0 0 0 0
15. Medicare Part D Coverage Supplement [Document Identifier 365]	 4 7 8 0 5 2 0 2 5 3 6 5 0 0 0 0 0 0
16. Relief from the five-year rotation requirement for lead audit partner [Document Identifier 224]	 4 7 8 0 5 2 0 2 5 2 2 4 0 0 0 0 0 0
17. Relief from the one-year cooling off period for independent CPA [Document Identifier 225]	 4 7 8 0 5 2 0 2 5 2 2 5 0 0 0 0 0 0

SUPPLEMENTAL EXHIBITS AND SCHEDULES INTERROGATORIES

18. Relief from the Requirements for Audit Committees [Document Identifier 226]



19. Market Conduct Annual Statement (MCAS) Premium Exhibit for Year [Document Identifier 600]



20. Long-Term Care Experience Reporting Forms [Document Identifier 306]



21. Life Supplement [Document Identifier 211]



22. Supplemental Health Care Exhibit (Parts 1 and 2) [Document Identifier 216]



23. Life, Health & Annuity Guaranty Association Assessable Premium Exhibit - Parts 1 and 2 [Document Identifier 290]



24. Management's Report of Internal Control Over Financial Reporting [Document Identifier 223]

