



PROPERTY AND CASUALTY COMPANIES - ASSOCIATION EDITION

ANNUAL STATEMENT
FOR THE YEAR ENDED DECEMBER 31, 2025
OF THE CONDITION AND AFFAIRS OF THE
SCOTTSDALE INSURANCE COMPANY

NAIC Group Code 0140 (Current) 0140 (Prior) NAIC Company Code 41297 Employer's ID Number 31-1024978

Organized under the Laws of OHIO, State of Domicile or Port of Entry OH
Country of Domicile United States of America

Incorporated/Organized 01/04/1982 Commenced Business 07/01/1982

Statutory Home Office ONE WEST NATIONWIDE BLVD., COLUMBUS, OH, US 43215-2220
(Street and Number) (City or Town, State, Country and Zip Code)

Main Administrative Office 18700 N. HAYDEN ROAD, SCOTTSDALE, AZ, US 85255
(Street and Number) (City or Town, State, Country and Zip Code) 614-249-1545
(Area Code) (Telephone Number)

Mail Address ONE WEST NATIONWIDE BLVD., 1-14-301, COLUMBUS, OH, US 43215-2220
(Street and Number or P.O. Box) (City or Town, State, Country and Zip Code)

Primary Location of Books and Records ONE WEST NATIONWIDE BLVD., 1-14-301, COLUMBUS, OH, US 43215-2220
(Street and Number) (City or Town, State, Country and Zip Code) 614-249-1545
(Area Code) (Telephone Number)

Internet Website Address WWW.NATIONWIDE.COM

Statutory Statement Contact ANDREA D. IACOBONI, 614-249-1545
(Name) (Area Code) (Telephone Number)
FINRPT@NATIONWIDE.COM, 866-315-1430
(E-mail Address) (FAX Number)

OFFICERS

PRESIDENT RUSSELL MARK JOHNSTON VP & TREASURER KIMBERLY ELLEN LACKER
SVP & SECRETARY DENISE LYNN SKINGLE

OTHER

VINITA JANE CLEMENTS, EVP-CHIEF HRO KEVIN PAUL SCHEIDERER, VP-CHIEF TAX OFFC

DIRECTORS OR TRUSTEES

MARK ALLEN BERVEN OSCAR GUERRERO RUSSELL MARK JOHNSTON
CASEY ELLEN KEMPTON DAVID NEIL NELSON

State of OHIO
County of FRANKLIN SS

The officers of this reporting entity being duly sworn, each depose and say that they are the described officers of said reporting entity, and that on the reporting period stated above, all of the herein described assets were the absolute property of the said reporting entity, free and clear from any liens or claims thereon, except as herein stated, and that this statement, together with related exhibits, schedules and explanations therein contained, annexed or referred to, is a full and true statement of all the assets and liabilities and of the condition and affairs of the said reporting entity as of the reporting period stated above, and of its income and deductions therefrom for the period ended, and have been completed in accordance with the NAIC Annual Statement Instructions and Accounting Practices and Procedures manual except to the extent that: (1) state law may differ; or, (2) that state rules or regulations require differences in reporting not related to accounting practices and procedures, according to the best of their information, knowledge and belief, respectively. Furthermore, the scope of this attestation by the described officers also includes the related corresponding electronic filing with the NAIC, when required, that is an exact copy (except for formatting differences due to electronic filing) of the enclosed statement. The electronic filing may be requested by various regulators in lieu of or in addition to the enclosed statement.

Signature of Russell Mark Johnston
RUSSELL MARK JOHNSTON
PRESIDENT

Signature of Denise Lynn Skingle
DENISE LYNN SKINGLE
SVP & SECRETARY

Signature of Kimberly Ellen Lacker
KIMBERLY ELLEN LACKER
VP & TREASURER

Subscribed and sworn to before me this 20 day of January
Lauren Garverick

- a. Is this an original filing? Yes [X] No []
b. If no,
1. State the amendment number.....
2. Date filed
3. Number of pages attached.....



Lauren Garverick
Notary Public, State of Ohio
Commission #: 2025-RE-891568
My Commission Expires 06-16-30



PROPERTY AND CASUALTY COMPANIES - ASSOCIATION EDITION

ANNUAL STATEMENT
FOR THE YEAR ENDED DECEMBER 31, 2025
OF THE CONDITION AND AFFAIRS OF THE
SCOTTSDALE INSURANCE COMPANY

NAIC Group Code 0140 (Current) 0140 (Prior) NAIC Company Code 41297 Employer's ID Number 31-1024978

Organized under the Laws of OHIO, State of Domicile or Port of Entry OH
Country of Domicile United States of America

Incorporated/Organized 01/04/1982 Commenced Business 07/01/1982

Statutory Home Office ONE WEST NATIONWIDE BLVD., COLUMBUS, OH, US 43215-2220
(Street and Number) (City or Town, State, Country and Zip Code)

Main Administrative Office 18700 N. HAYDEN ROAD, SCOTTSDALE, AZ, US 85255
(Street and Number) (City or Town, State, Country and Zip Code) 614-249-1545
(Area Code) (Telephone Number)

Mail Address ONE WEST NATIONWIDE BLVD., 1-14-301, COLUMBUS, OH, US 43215-2220
(Street and Number or P.O. Box) (City or Town, State, Country and Zip Code)

Primary Location of Books and Records ONE WEST NATIONWIDE BLVD., 1-14-301
(Street and Number) COLUMBUS, OH, US 43215-2220 614-249-1545
(City or Town, State, Country and Zip Code) (Area Code) (Telephone Number)

Internet Website Address WWW.NATIONWIDE.COM

Statutory Statement Contact ANDREA D. IACOBONI, 614-249-1545
(Name) (Area Code) (Telephone Number)
FINRPT@NATIONWIDE.COM, 866-315-1430
(E-mail Address) (FAX Number)

OFFICERS

PRESIDENT RUSSELL MARK JOHNSTON VP & TREASURER KIMBERLY ELLEN LACKER
SVP & SECRETARY DENISE LYNN SKINGLE

OTHER

VINITA JANE CLEMENTS, EVP-CHIEF HRO KEVIN PAUL SCHEIDERER, VP-CHIEF TAX OFFC

DIRECTORS OR TRUSTEES

MARK ALLEN BERVEN OSCAR GUERRERO RUSSELL MARK JOHNSTON
CASEY ELLEN KEMPTON DAVID NEIL NELSON

State of Ohio County of Franklin SS

The officers of this reporting entity being duly sworn, each depose and say that they are the described officers of said reporting entity, and that on the reporting period stated above, all of the herein described assets were the absolute property of the said reporting entity, free and clear from any liens or claims thereon, except as herein stated, and that this statement, together with related exhibits, schedules and explanations therein contained, annexed or referred to, is a full and true statement of all the assets and liabilities and of the condition and affairs of the said reporting entity as of the reporting period stated above, and of its income and deductions therefrom for the period ended, and have been completed in accordance with the NAIC Annual Statement Instructions and Accounting Practices and Procedures manual except to the extent that: (1) state law may differ; or, (2) that state rules or regulations require differences in reporting not related to accounting practices and procedures, according to the best of their information, knowledge and belief, respectively. Furthermore, the scope of this attestation by the described officers also includes the related corresponding electronic filing with the NAIC, when required, that is an exact copy (except for formatting differences due to electronic filing) of the enclosed statement. The electronic filing may be requested by various regulators in lieu of or in addition to the enclosed statement.

RUSSELL MARK JOHNSTON DENISE LYNN SKINGLE KIMBERLY ELLEN LACKER
PRESIDENT SVP & SECRETARY VP & TREASURER

Subscribed and sworn to before me this 22 day of January 2026
Nicole Sours

- a. Is this an original filing? Yes [X] No []
b. If no,
1. State the amendment number.....
2. Date filed
3. Number of pages attached.....



Nicole Sours
Notary Public, State of Ohio
My Commission Expires 11-26-2027



PROPERTY AND CASUALTY COMPANIES - ASSOCIATION EDITION

ANNUAL STATEMENT
FOR THE YEAR ENDED DECEMBER 31, 2025
OF THE CONDITION AND AFFAIRS OF THE
SCOTTSDALE INSURANCE COMPANY

NAIC Group Code 0140 (Current) 0140 (Prior) NAIC Company Code 41297 Employer's ID Number 31-1024978

Organized under the Laws of OHIO, State of Domicile or Port of Entry OH
Country of Domicile United States of America

Incorporated/Organized 01/04/1982 Commenced Business 07/01/1982

Statutory Home Office ONE WEST NATIONWIDE BLVD., COLUMBUS, OH, US 43215-2220
(Street and Number) (City or Town, State, Country and Zip Code)

Main Administrative Office 18700 N. HAYDEN ROAD, SCOTTSDALE, AZ, US 85255
(Street and Number) (City or Town, State, Country and Zip Code) 614-249-1545
(Area Code) (Telephone Number)

Mail Address ONE WEST NATIONWIDE BLVD., 1-14-301, COLUMBUS, OH, US 43215-2220
(Street and Number or P.O. Box) (City or Town, State, Country and Zip Code)

Primary Location of Books and Records ONE WEST NATIONWIDE BLVD., 1-14-301, COLUMBUS, OH, US 43215-2220
(Street and Number) (City or Town, State, Country and Zip Code) 614-249-1545
(Area Code) (Telephone Number)

Internet Website Address WWW.NATIONWIDE.COM

Statutory Statement Contact ANDREA D. IACOBONI, 614-249-1545
(Name) (Area Code) (Telephone Number)
FINRPT@NATIONWIDE.COM, 866-315-1430
(E-mail Address) (FAX Number)

OFFICERS

PRESIDENT RUSSELL MARK JOHNSTON VP & TREASURER KIMBERLY ELLEN LACKER
SVP & SECRETARY DENISE LYNN SKINGLE

OTHER

VINITA JANE CLEMENTS, EVP-CHIEF HRO KEVIN PAUL SCHEIDERER, VP-CHIEF TAX OFFC

DIRECTORS OR TRUSTEES

MARK ALLEN BERVEN OSCAR GUERRERO RUSSELL MARK JOHNSTON
CASEY ELLEN KEMPTON DAVID NEIL NELSON

State of OHIO
County of FRANKLIN SS

The officers of this reporting entity being duly sworn, each depose and say that they are the described officers of said reporting entity, and that on the reporting period stated above, all of the herein described assets were the absolute property of the said reporting entity, free and clear from any liens or claims thereon, except as herein stated, and that this statement, together with related exhibits, schedules and explanations therein contained, annexed or referred to, is a full and true statement of all the assets and liabilities and of the condition and affairs of the said reporting entity as of the reporting period stated above, and of its income and deductions therefrom for the period ended, and have been completed in accordance with the NAIC Annual Statement Instructions and Accounting Practices and Procedures manual except to the extent that: (1) state law may differ; or, (2) that state rules or regulations require differences in reporting not related to accounting practices and procedures, according to the best of their information, knowledge and belief, respectively. Furthermore, the scope of this attestation by the described officers also includes the related corresponding electronic filing with the NAIC, when required, that is an exact copy (except for formatting differences due to electronic filing) of the enclosed statement. The electronic filing may be requested by various regulators in lieu of or in addition to the enclosed statement.

RUSSELL MARK JOHNSTON
PRESIDENT

DENISE LYNN SKINGLE
SVP & SECRETARY

KIMBERLY ELLEN LACKER
VP & TREASURER

Subscribed and sworn to before me this 20 day of January
Lauren Garverick

- a. Is this an original filing? Yes [X] No []
b. If no,
1. State the amendment number.....
2. Date filed
3. Number of pages attached.....



Lauren Garverick
Notary Public, State of Ohio
Commission #: 2025-RE-891568
My Commission Expires 06-16-30



ANNUAL STATEMENT FOR THE YEAR 2025 OF THE SCOTTSDALE INSURANCE COMPANY

EXHIBIT OF PREMIUMS AND LOSSES (Statutory Page 14)

NAIC Group Code 0140

BUSINESS IN THE STATE OF Alabama

DURING THE YEAR 2025

NAIC Company Code 41297

Table with 12 columns: Line of Business, Direct Premiums Written, Direct Premiums Earned, Dividends Paid or Credited to Policyholders on Direct Business, Direct Unearned Premium Reserves, Direct Losses Paid (deducting salvage), Direct Losses Incurred, Direct Losses Unpaid, Direct Defense and Cost Containment Expense Paid, Direct Defense and Cost Containment Expense Incurred, Direct Defense and Cost Containment Expense Unpaid, Commissions and Brokerage Expenses, Taxes, Licenses and Fees. Rows include various insurance categories like Fire, Auto, Life, and a Total (a) row.

(a) Finance and service charges not included in Lines 1 to 35 \$
(b) For health business on indicated lines report: Number of persons insured under PPO managed care products and number of persons insured under indemnity only products

19AL



ANNUAL STATEMENT FOR THE YEAR 2025 OF THE SCOTTSDALE INSURANCE COMPANY
EXHIBIT OF PREMIUMS AND LOSSES (Statutory Page 14)

NAIC Group Code 0140

BUSINESS IN THE STATE OF Alaska

DURING THE YEAR 2025

NAIC Company Code 41297

Line of Business	Gross Premiums, Including Policy and Membership Fees, Less Return Premiums and Premiums on Policies not Taken		3 Dividends Paid or Credited to Policyholders on Direct Business	4 Direct Unearned Premium Reserves	5 Direct Losses Paid (deducting salvage)	6 Direct Losses Incurred	7 Direct Losses Unpaid	8 Direct Defense and Cost Containment Expense Paid	9 Direct Defense and Cost Containment Expense Incurred	10 Direct Defense and Cost Containment Expense Unpaid	11 Commissions and Brokerage Expenses	12 Taxes, Licenses and Fees
	1 Direct Premiums Written	2 Direct Premiums Earned										
1. Fire	105,885	119,712		50,186		10,366	12,340		966	1,583	67,529	(2,250)
2.1 Allied lines	467,916	575,463		220,243		7,874	92,238		6,664	10,002	110,214	
2.2 Multiple peril crop												
2.3 Federal flood												
2.4 Private crop												
2.5 Private flood												
3. Farmowners multiple peril												
4. Homeowners multiple peril	17,601	31,059		6,327		(341)	(388)		(29)	323	3,791	
5.1 Commercial multiple peril (non-liability portion)	1,520,532	1,217,271		709,910	1,274,948	1,321,372	190,548	(59)	7,288	19,910	309,322	
5.2 Commercial multiple peril (liability portion)	639,992	549,222		293,907		169,115	868,202		(2,841)	166,606	130,614	
6. Mortgage guaranty												
8. Ocean marine						(13)	19		(2)		173,805	
9.1 Inland marine	82,572	88,983		13,835	89,684	85,206	(3,923)		1,745	3,110	17,435	
9.2 Pet insurance plans												
10. Financial guaranty												
11.1 Medical professional liability - occurrence												
11.2 Medical professional liability - claims-made												
12. Earthquake	531	465		66		260	263		51	51	141	
13.1 Comprehensive (hospital and medical) ind (b)												
13.2 Comprehensive (hospital and medical) group (b)												
14. Credit A&H (group and Individual)												
15.1 Vision only (b)												
15.2 Dental only (b)												
15.3 Disability income (b)												
15.4 Medicare supplement (b)												
15.5 Medicaid Title XIX (b)												
15.6 Medicare Title XVIII (b)												
15.7 Long-term care (b)												
15.8 Federal employees health benefits plan (b)												
15.9 Other health (b)												
16. Workers' compensation												
17.1 Other liability - occurrence	1,273,181	1,284,642		524,917	4,854	3,627	1,590,678	(4,681)	(40,803)	329,706	260,996	
17.2 Other liability - claims-Made	1,177,899	1,150,290		558,039		1,764,195	2,878,428		80,582	273,082	308,737	
17.3 Excess workers' compensation												
18.1 Products liability - occurrence	63,602	63,798		6,490		(63,195)	270,452		(5,242)	177,816	11,771	
18.2 Products liability - claims-made												
19.1 Private passenger auto no-fault (personal injury protection)												
19.2 Other private passenger auto liability												
19.3 Commercial auto no-fault (personal injury protection)												
19.4 Other commercial auto liability	83,130	86,921		19,196		(48,566)	137,220		2,556	9,674	18,115	
21.1 Private passenger auto physical damage												
21.2 Commercial auto physical damage						(378)	1,968		(148)	63		
22. Aircraft (all perils)												
23. Fidelity	15,000	36,538		6,875		26,600	26,600		2,651	2,651		
24. Surety												
26. Burglary and theft						36	33					
27. Boiler and machinery	7,961	6,721		3,675		(268)	58		199	211	1,660	
28. Credit												
29. International												
30. Warranty												
31. Reins nonproportional assumed property	XXX	XXX	XXX	XXX	XXX	XXX	XXX	XXX	XXX	XXX	XXX	XXX
32. Reins nonproportional assumed liability	XXX	XXX	XXX	XXX	XXX	XXX	XXX	XXX	XXX	XXX	XXX	XXX
33. Reins nonproportional assumed financial lines	XXX	XXX	XXX	XXX	XXX	XXX	XXX	XXX	XXX	XXX	XXX	XXX
34. Aggregate write-ins for other lines of business												
35. Total (a)	5,455,802	5,191,086		2,413,668	1,369,487	3,275,889	6,064,734	48,595	53,635	994,787	1,414,130	(2,250)
DETAILS OF WRITE-INS												
3401.												
3402.												
3403.												
3498. Summary of remaining write-ins for Line 34 from overflow page												
3499. Totals (Lines 3401 through 3403 plus 3498)(Line 34 above)												

(a) Finance and service charges not included in Lines 1 to 35 \$
 (b) For health business on indicated lines report: Number of persons insured under PPO managed care products and number of persons insured under indemnity only products

19AK



ANNUAL STATEMENT FOR THE YEAR 2025 OF THE SCOTTSDALE INSURANCE COMPANY

EXHIBIT OF PREMIUMS AND LOSSES (Statutory Page 14)

NAIC Group Code 0140

BUSINESS IN THE STATE OF Arizona

DURING THE YEAR 2025

NAIC Company Code 41297

Table with 12 columns: Line of Business, Direct Premiums Written, Direct Premiums Earned, Dividends Paid or Credited to Policyholders on Direct Business, Direct Unearned Premium Reserves, Direct Losses Paid (deducting salvage), Direct Losses Incurred, Direct Losses Unpaid, Direct Defense and Cost Containment Expense Paid, Direct Defense and Cost Containment Expense Incurred, Direct Defense and Cost Containment Expense Unpaid, Commissions and Brokerage Expenses, Taxes, Licenses and Fees. Rows include various insurance categories like Fire, Multiple peril crop, Federal flood, etc., and a total row at the bottom.

(a) Finance and service charges not included in Lines 1 to 35 \$ 60
(b) For health business on indicated lines report: Number of persons insured under PPO managed care products and number of persons insured under indemnity only products

19AZ



ANNUAL STATEMENT FOR THE YEAR 2025 OF THE SCOTTSDALE INSURANCE COMPANY

EXHIBIT OF PREMIUMS AND LOSSES (Statutory Page 14)

NAIC Group Code 0140

BUSINESS IN THE STATE OF Arkansas

DURING THE YEAR 2025

NAIC Company Code 41297

Table with 12 columns: Line of Business, Direct Premiums Written, Direct Premiums Earned, Dividends Paid or Credited to Policyholders on Direct Business, Direct Unearned Premium Reserves, Direct Losses Paid (deducting salvage), Direct Losses Incurred, Direct Losses Unpaid, Direct Defense and Cost Containment Expense Paid, Direct Defense and Cost Containment Expense Incurred, Direct Defense and Cost Containment Expense Unpaid, Commissions and Brokerage Expenses, Taxes, Licenses and Fees. Rows include various insurance categories like Fire, Auto, Life, and Health, ending with a Total (a) row.

(a) Finance and service charges not included in Lines 1 to 35 \$
(b) For health business on indicated lines report: Number of persons insured under PPO managed care products and number of persons insured under indemnity only products

19 AR



ANNUAL STATEMENT FOR THE YEAR 2025 OF THE SCOTTSDALE INSURANCE COMPANY
EXHIBIT OF PREMIUMS AND LOSSES (Statutory Page 14)

NAIC Group Code 0140

BUSINESS IN THE STATE OF California

DURING THE YEAR 2025

NAIC Company Code 41297

Line of Business	Gross Premiums, Including Policy and Membership Fees, Less Return Premiums and Premiums on Policies not Taken		3 Dividends Paid or Credited to Policyholders on Direct Business	4 Direct Unearned Premium Reserves	5 Direct Losses Paid (deducting salvage)	6 Direct Losses Incurred	7 Direct Losses Unpaid	8 Direct Defense and Cost Containment Expense Paid	9 Direct Defense and Cost Containment Expense Incurred	10 Direct Defense and Cost Containment Expense Unpaid	11 Commissions and Brokerage Expenses	12 Taxes, Licenses and Fees
	1 Direct Premiums Written	2 Direct Premiums Earned										
1. Fire	16,207,938	14,811,669		8,336,901	12,300,534	14,441,657	3,237,940	75,988	104,361	211,516	4,579,164	(100,823)
2.1 Allied lines	44,059,037	47,979,813		20,610,546	10,304,841	43,962,437	46,541,010	1,995,446	2,266,871	777,100	10,342,579	209
2.2 Multiple peril crop												
2.3 Federal flood												
2.4 Private crop												
2.5 Private flood	1,280	1,747		416		(5,661)	(5,410)	7,077	7,247	185	339	
3. Farmowners multiple peril												
4. Homeowners multiple peril	80,373,190	73,770,624		38,870,579	28,806,355	37,237,566	13,026,738	333,820	705,218	799,735	19,124,731	1,165
5.1 Commercial multiple peril (non-liability portion)	53,123,121	52,030,203		25,643,334	20,225,572	23,302,392	17,358,379	890,945	948,646	910,079	15,114,099	564
5.2 Commercial multiple peril (liability portion)	26,323,083	25,673,782		11,509,679	9,689,109	9,133,654	32,797,897	4,216,096	4,773,240	9,136,714	7,332,450	251
6. Mortgage guaranty												
8. Ocean marine	(458,663)	(179,363)		182,213	182,213	(2,029,468)	805,797		(55,432)	6,008	18,037	4
9.1 Inland marine	6,698,005	7,725,094		2,467,500	3,254,550	(498,953)	2,839,515	34,707	85,118	389,120	1,859,892	48
9.2 Pet insurance plans												
10. Financial guaranty												
11.1 Medical professional liability - occurrence												
11.2 Medical professional liability - claims-made												
12. Earthquake	2,435,981	1,031,748		1,443,086		(1,095)	1,189		(4,251)	(1,316)	638,253	
13.1 Comprehensive (hospital and medical) ind (b)						54,454	65,589		3,855	5,528		
13.2 Comprehensive (hospital and medical) group (b)												
14. Credit A&H (group and Individual)												
15.1 Vision only (b)												
15.2 Dental only (b)												
15.3 Disability income (b)												
15.4 Medicare supplement (b)												
15.5 Medicaid Title XIX (b)												
15.6 Medicare Title XVIII (b)												
15.7 Long-term care (b)												
15.8 Federal employees health benefits plan (b)												
15.9 Other health (b)												
16. Workers' compensation												
17.1 Other liability - occurrence	177,926,793	175,223,130		92,025,999	83,123,274	87,635,223	315,284,652	12,819,667	(151,640)	62,051,517	40,813,280	1,739
17.2 Other liability - claims-Made	239,490,113	238,692,137		110,766,532	135,037,129	124,572,400	202,038,940	38,510,398	34,346,585	103,598,251	69,283,818	113
17.3 Excess workers' compensation												
18.1 Products liability - occurrence	13,156,920	9,829,496		9,920,670	15,582,380	17,353,646	37,806,276	7,506,402	9,459,137	21,961,925	2,305,191	154
18.2 Products liability - claims-made	2,351,509	2,157,075		1,028,312	282,264	670,958	828,694	69,669	132,438	173,159	671,029	
19.1 Private passenger auto no-fault (personal injury protection)												
19.2 Other private passenger auto liability												
19.3 Commercial auto no-fault (personal injury protection)												
19.4 Other commercial auto liability	14,001,929	13,561,866		8,191,085	13,666,005	11,305,496	34,652,578	1,724,976	244,432	2,375,244	2,582,021	115
21.1 Private passenger auto physical damage												
21.2 Commercial auto physical damage	15,881	13,083		6,381	(4,705)	43,198	(12,574)	255,722	107,997	119,632	2,939	
22. Aircraft (all perils)												
23. Fidelity												
24. Surety		3,372			7,193	10,528	9,176		(4,272)	3,183		
26. Burglary and theft	29,743	26,733		8,242		4,368	12,013		3,481	6,057	8,823	
27. Boiler and machinery	499,302	502,122		218,938	26,824	488,311	477,497		10,008	10,897	103,539	3
28. Credit												
29. International												
30. Warranty	(12,486)	94,626		149,035	6,829	(12,581)	(17,320)		10,377	10,377	(3,902)	
31. Reins nonproportional assumed property	XXX	XXX	XXX	XXX	XXX	XXX	XXX	XXX	XXX	XXX	XXX	XXX
32. Reins nonproportional assumed liability	XXX	XXX	XXX	XXX	XXX	XXX	XXX	XXX	XXX	XXX	XXX	XXX
33. Reins nonproportional assumed financial lines	XXX	XXX	XXX	XXX	XXX	XXX	XXX	XXX	XXX	XXX	XXX	XXX
34. Aggregate write-ins for other lines of business												
35. Total (a)	676,222,677	662,948,957		331,195,235	332,470,367	367,668,529	707,748,576	68,440,913	52,993,415	202,544,913	174,776,283	(96,462)
DETAILS OF WRITE-INS												
3401.												
3402.												
3403.												
3498. Summary of remaining write-ins for Line 34 from overflow page												
3499. Totals (Lines 3401 through 3403 plus 3498)(Line 34 above)												

(a) Finance and service charges not included in Lines 1 to 35 \$
 (b) For health business on indicated lines report: Number of persons insured under PPO managed care products and number of persons insured under indemnity only products

19 CA



ANNUAL STATEMENT FOR THE YEAR 2025 OF THE SCOTTSDALE INSURANCE COMPANY

EXHIBIT OF PREMIUMS AND LOSSES (Statutory Page 14)

NAIC Group Code 0140

BUSINESS IN THE STATE OF Colorado

DURING THE YEAR 2025

NAIC Company Code 41297

Table with 12 columns: Line of Business, Direct Premiums Written, Direct Premiums Earned, Dividends Paid or Credited to Policyholders on Direct Business, Direct Unearned Premium Reserves, Direct Losses Paid (deducting salvage), Direct Losses Incurred, Direct Losses Unpaid, Direct Defense and Cost Containment Expense Paid, Direct Defense and Cost Containment Expense Incurred, Direct Defense and Cost Containment Expense Unpaid, Commissions and Brokerage Expenses, Taxes, Licenses and Fees. Rows include various insurance categories like Fire, Auto, Life, and Total (a).

(a) Finance and service charges not included in Lines 1 to 35 \$
(b) For health business on indicated lines report: Number of persons insured under PPO managed care products and number of persons insured under indemnity only products

19 CO



ANNUAL STATEMENT FOR THE YEAR 2025 OF THE SCOTTSDALE INSURANCE COMPANY

EXHIBIT OF PREMIUMS AND LOSSES (Statutory Page 14)

NAIC Group Code 0140

BUSINESS IN THE STATE OF Connecticut

DURING THE YEAR 2025

NAIC Company Code 41297

Table with 12 columns: Line of Business, Direct Premiums Written, Direct Premiums Earned, Dividends Paid or Credited to Policyholders on Direct Business, Direct Unearned Premium Reserves, Direct Losses Paid (deducting salvage), Direct Losses Incurred, Direct Losses Unpaid, Direct Defense and Cost Containment Expense Paid, Direct Defense and Cost Containment Expense Incurred, Direct Defense and Cost Containment Expense Unpaid, Commissions and Brokerage Expenses, Taxes, Licenses and Fees. Rows include various insurance categories like Fire, Multiple peril crop, Federal flood, etc., ending with a Total (a) row.

(a) Finance and service charges not included in Lines 1 to 35 \$
(b) For health business on indicated lines report: Number of persons insured under PPO managed care products and number of persons insured under indemnity only products

19 CT



ANNUAL STATEMENT FOR THE YEAR 2025 OF THE SCOTTSDALE INSURANCE COMPANY
EXHIBIT OF PREMIUMS AND LOSSES (Statutory Page 14)

NAIC Group Code 0140

BUSINESS IN THE STATE OF Delaware

DURING THE YEAR 2025

NAIC Company Code 41297

Line of Business	Gross Premiums, Including Policy and Membership Fees, Less Return Premiums and Premiums on Policies not Taken		3 Dividends Paid or Credited to Policyholders on Direct Business	4 Direct Unearned Premium Reserves	5 Direct Losses Paid (deducting salvage)	6 Direct Losses Incurred	7 Direct Losses Unpaid	8 Direct Defense and Cost Containment Expense Paid	9 Direct Defense and Cost Containment Expense Incurred	10 Direct Defense and Cost Containment Expense Unpaid	11 Commissions and Brokerage Expenses	12 Taxes, Licenses and Fees
	1 Direct Premiums Written	2 Direct Premiums Earned										
1. Fire	20,769	53,158				6,209	26,426		(398)	1,035	34,741	465
2.1 Allied lines	24,297	241,251		8,451	103,653	(79,596)	277,567	2,518	1,708	11,608	26,741	846
2.2 Multiple peril crop												
2.3 Federal flood												
2.4 Private crop												
2.5 Private flood												
3. Farmowners multiple peril												
4. Homeowners multiple peril						(3)	(7)		(3)		77,862	
5.1 Commercial multiple peril (non-liability portion)					131,169	89,157	40,220		(3,949)	(2,732)	88,045	
5.2 Commercial multiple peril (liability portion)						(1,348)	1,605		(1,153)	(13)	27,718	
6. Mortgage guaranty												
8. Ocean marine					(745)	(1,338)	(253)					
9.1 Inland marine						(11,629)	155		(509)	641	(4,015)	1
9.2 Pet insurance plans												
10. Financial guaranty												
11.1 Medical professional liability - occurrence												
11.2 Medical professional liability - claims-made												
12. Earthquake												
13.1 Comprehensive (hospital and medical) ind (b)												
13.2 Comprehensive (hospital and medical) group (b)												
14. Credit A&H (group and Individual)												
15.1 Vision only (b)												
15.2 Dental only (b)												
15.3 Disability income (b)												
15.4 Medicare supplement (b)												
15.5 Medicaid Title XIX (b)												
15.6 Medicare Title XVIII (b)												
15.7 Long-term care (b)												
15.8 Federal employees health benefits plan (b)												
15.9 Other health (b)												
16. Workers' compensation												
17.1 Other liability - occurrence	48,631	50,097		51,225	25,000	(265,324)	289,906	15,947	13,016	40,736	27,095	1,187
17.2 Other liability - claims-Made	2,138,706	1,735,058		1,234,901	2,500	216,359	899,101	16,777	(22,557)	462,564	684,194	40,820
17.3 Excess workers' compensation												
18.1 Products liability - occurrence						294	385		116	306		
18.2 Products liability - claims-made	13,470	9,114		4,356		4,389	4,389		566	566	3,839	269
19.1 Private passenger auto no-fault (personal injury protection)												
19.2 Other private passenger auto liability												
19.3 Commercial auto no-fault (personal injury protection)						(2,616)	3,014		(138)	1,130		
19.4 Other commercial auto liability						(176,320)	73,878	17,454	(3,467)	38,853		2
21.1 Private passenger auto physical damage												
21.2 Commercial auto physical damage						1,398	(2,791)		(3,183)	4,847		
22. Aircraft (all perils)												
23. Fidelity												
24. Surety						46	85		(19)	9		
26. Burglary and theft						(3)						
27. Boiler and machinery						53	77		1	4		
28. Credit												
29. International												
30. Warranty												
31. Reins nonproportional assumed property	XXX	XXX	XXX	XXX	XXX	XXX	XXX	XXX	XXX	XXX	XXX	XXX
32. Reins nonproportional assumed liability	XXX	XXX	XXX	XXX	XXX	XXX	XXX	XXX	XXX	XXX	XXX	XXX
33. Reins nonproportional assumed financial lines	XXX	XXX	XXX	XXX	XXX	XXX	XXX	XXX	XXX	XXX	XXX	XXX
34. Aggregate write-ins for other lines of business												
35. Total (a)	2,245,873	2,088,678		1,298,932	261,577	(220,271)	1,613,758	52,697	(19,970)	559,554	966,220	43,591
DETAILS OF WRITE-INS												
3401.												
3402.												
3403.												
3498. Summary of remaining write-ins for Line 34 from overflow page												
3499. Totals (Lines 3401 through 3403 plus 3498)(Line 34 above)												

(a) Finance and service charges not included in Lines 1 to 35 \$
 (b) For health business on indicated lines report: Number of persons insured under PPO managed care products and number of persons insured under indemnity only products

19 DE



ANNUAL STATEMENT FOR THE YEAR 2025 OF THE SCOTTSDALE INSURANCE COMPANY

EXHIBIT OF PREMIUMS AND LOSSES (Statutory Page 14)

NAIC Group Code 0140

BUSINESS IN THE STATE OF District of Columbia

DURING THE YEAR 2025

NAIC Company Code 41297

Table with 12 columns: Line of Business, Direct Premiums Written, Direct Premiums Earned, Dividends Paid or Credited to Policyholders on Direct Business, Direct Unearned Premium Reserves, Direct Losses Paid (deducting salvage), Direct Losses Incurred, Direct Losses Unpaid, Direct Defense and Cost Containment Expense Paid, Direct Defense and Cost Containment Expense Incurred, Direct Defense and Cost Containment Expense Unpaid, Commissions and Brokerage Expenses, Taxes, Licenses and Fees. Rows include various insurance categories like Fire, Multiple peril crop, Commercial multiple peril, etc., ending with a Total (a) row.

(a) Finance and service charges not included in Lines 1 to 35 \$
(b) For health business on indicated lines report: Number of persons insured under PPO managed care products and number of persons insured under indemnity only products

19DC



ANNUAL STATEMENT FOR THE YEAR 2025 OF THE SCOTTSDALE INSURANCE COMPANY

EXHIBIT OF PREMIUMS AND LOSSES (Statutory Page 14)

NAIC Group Code 0140

BUSINESS IN THE STATE OF Florida

DURING THE YEAR 2025

NAIC Company Code 41297

Table with columns: Line of Business, Gross Premiums (Direct Written, Direct Earned), Dividends Paid, Direct Unearned Premium Reserves, Direct Losses Paid, Direct Losses Incurred, Direct Losses Unpaid, Direct Defense and Cost Containment Expense Paid, Direct Defense and Cost Containment Expense Incurred, Direct Defense and Cost Containment Expense Unpaid, Commissions and Brokerage Expenses, Taxes, Licenses and Fees. Rows include various insurance categories like Fire, Auto, Life, etc.

(a) Finance and service charges not included in Lines 1 to 35 \$
(b) For health business on indicated lines report: Number of persons insured under PPO managed care products and number of persons insured under indemnity only products

19 FL



ANNUAL STATEMENT FOR THE YEAR 2025 OF THE SCOTTSDALE INSURANCE COMPANY

EXHIBIT OF PREMIUMS AND LOSSES (Statutory Page 14)

NAIC Group Code 0140

BUSINESS IN THE STATE OF Georgia

DURING THE YEAR 2025

NAIC Company Code 41297

Table with 12 columns: Line of Business, Direct Premiums Written, Direct Premiums Earned, Dividends Paid or Credited to Policyholders on Direct Business, Direct Unearned Premium Reserves, Direct Losses Paid (deducting salvage), Direct Losses Incurred, Direct Losses Unpaid, Direct Defense and Cost Containment Expense Paid, Direct Defense and Cost Containment Expense Incurred, Direct Defense and Cost Containment Expense Unpaid, Commissions and Brokerage Expenses, Taxes, Licenses and Fees. Rows include various insurance categories like Fire, Auto, Life, and Total (a).

(a) Finance and service charges not included in Lines 1 to 35 \$
(b) For health business on indicated lines report: Number of persons insured under PPO managed care products and number of persons insured under indemnity only products

19 GA



ANNUAL STATEMENT FOR THE YEAR 2025 OF THE SCOTTSDALE INSURANCE COMPANY
EXHIBIT OF PREMIUMS AND LOSSES (Statutory Page 14)

NAIC Group Code 0140

BUSINESS IN THE STATE OF Hawaii

DURING THE YEAR 2025

NAIC Company Code 41297

Line of Business	Gross Premiums, Including Policy and Membership Fees, Less Return Premiums and Premiums on Policies not Taken		3 Dividends Paid or Credited to Policyholders on Direct Business	4 Direct Unearned Premium Reserves	5 Direct Losses Paid (deducting salvage)	6 Direct Losses Incurred	7 Direct Losses Unpaid	8 Direct Defense and Cost Containment Expense Paid	9 Direct Defense and Cost Containment Expense Incurred	10 Direct Defense and Cost Containment Expense Unpaid	11 Commissions and Brokerage Expenses	12 Taxes, Licenses and Fees
	1 Direct Premiums Written	2 Direct Premiums Earned										
1. Fire	1,398,501	925,467		697,419	176,151	195,083	483,154		21,193	50,957	322,191	(3,983)
2.1 Allied lines	7,581,040	6,799,121		3,877,760	457,640	603,987	3,103,530		3,537	212,263	2,011,951	8,266
2.2 Multiple peril crop												
2.3 Federal flood												
2.4 Private crop												
2.5 Private flood	243	47		196			(107)				67	
3. Farmowners multiple peril						(1,114)	451		(502)	451		
4. Homeowners multiple peril	1,137,218	1,090,489		546,762	21,232	(130,990)	24,034	555	(12,171)	9,761	244,306	
5.1 Commercial multiple peril (non-liability portion)	4,630,486	4,283,138		2,209,917	974,019	1,468,990	3,082,537	10,969	60,286	264,842	1,190,552	17,198
5.2 Commercial multiple peril (liability portion)	1,946,370	1,907,315		726,540	635,342	(614,141)	1,374,663	67,380	66,398	475,015	620,514	6,024
6. Mortgage guaranty												
8. Ocean marine		18				(835)	(452)		(84)	7	30,250	
9.1 Inland marine	411,333	479,992		167,023	70,475	(91,116)	110,856		(6,001)	17,481	170,575	735
9.2 Pet insurance plans												
10. Financial guaranty												
11.1 Medical professional liability - occurrence												
11.2 Medical professional liability - claims-made												
12. Earthquake	575	422		153		(125)	114		(7)	21	152	
13.1 Comprehensive (hospital and medical) ind (b)												
13.2 Comprehensive (hospital and medical) group (b)												
14. Credit A&H (group and Individual)												
15.1 Vision only (b)												
15.2 Dental only (b)												
15.3 Disability income (b)												
15.4 Medicare supplement (b)												
15.5 Medicaid Title XIX (b)												
15.6 Medicare Title XVIII (b)												
15.7 Long-term care (b)												
15.8 Federal employees health benefits plan (b)												
15.9 Other health (b)												
16. Workers' compensation												
17.1 Other liability - occurrence	9,941,563	9,182,425		4,649,250	2,291,597	2,001,785	11,225,513	174,158	(77,795)	2,157,851	2,380,776	23,496
17.2 Other liability - claims-Made	2,184,499	2,130,194		867,844	1,253,979	1,586,589	1,971,912	681,427	3,909	867,204	636,022	
17.3 Excess workers' compensation												
18.1 Products liability - occurrence	232,966	182,143		138,702	7,500	(83,633)	704,935	10,150	(42,234)	375,040	40,694	
18.2 Products liability - claims-made	25,624	25,624				(14,267)	(14,267)	396	(21,971)	17,892	7,943	
19.1 Private passenger auto no-fault (personal injury protection)												
19.2 Other private passenger auto liability												
19.3 Commercial auto no-fault (personal injury protection)												
19.4 Other commercial auto liability	544,758	466,278		281,788	(239)	67,467	559,671		11,060	23,273	113,271	1,582
21.1 Private passenger auto physical damage												
21.2 Commercial auto physical damage	5,000	5,000		1,458		2,176	2,893		419	570	875	
22. Aircraft (all perils)												
23. Fidelity												
24. Surety		93				69	199		(40)	56		
26. Burglary and theft						21	21					
27. Boiler and machinery	59,147	61,173		26,339		(16,363)	(3,631)		685	839	12,336	211
28. Credit												
29. International												
30. Warranty		505				(115)	(86)		55	55		
31. Reins nonproportional assumed property	XXX	XXX	XXX	XXX	XXX	XXX	XXX	XXX	XXX	XXX	XXX	XXX
32. Reins nonproportional assumed liability	XXX	XXX	XXX	XXX	XXX	XXX	XXX	XXX	XXX	XXX	XXX	XXX
33. Reins nonproportional assumed financial lines	XXX	XXX	XXX	XXX	XXX	XXX	XXX	XXX	XXX	XXX	XXX	XXX
34. Aggregate write-ins for other lines of business												
35. Total (a)	30,099,323	27,539,444		14,191,150	5,887,696	4,973,349	22,625,939	950,362	6,739	4,473,579	7,782,476	53,529
DETAILS OF WRITE-INS												
3401.												
3402.												
3403.												
3498. Summary of remaining write-ins for Line 34 from overflow page												
3499. Totals (Lines 3401 through 3403 plus 3498)(Line 34 above)												

(a) Finance and service charges not included in Lines 1 to 35 \$
 (b) For health business on indicated lines report: Number of persons insured under PPO managed care products and number of persons insured under indemnity only products

19.HI



ANNUAL STATEMENT FOR THE YEAR 2025 OF THE SCOTTSDALE INSURANCE COMPANY
EXHIBIT OF PREMIUMS AND LOSSES (Statutory Page 14)

NAIC Group Code 0140

BUSINESS IN THE STATE OF Idaho

DURING THE YEAR 2025

NAIC Company Code 41297

Line of Business	Gross Premiums, Including Policy and Membership Fees, Less Return Premiums and Premiums on Policies not Taken		3 Dividends Paid or Credited to Policyholders on Direct Business	4 Direct Unearned Premium Reserves	5 Direct Losses Paid (deducting salvage)	6 Direct Losses Incurred	7 Direct Losses Unpaid	8 Direct Defense and Cost Containment Expense Paid	9 Direct Defense and Cost Containment Expense Incurred	10 Direct Defense and Cost Containment Expense Unpaid	11 Commissions and Brokerage Expenses	12 Taxes, Licenses and Fees
	1 Direct Premiums Written	2 Direct Premiums Earned										
1. Fire	337,415	426,264		190,423		(49,604)	9,942		293	6,635	70,230	(1,500)
2.1 Allied lines	677,000	777,503		334,776		44,303	186,629		6,574	16,069	139,869	1
2.2 Multiple peril crop												
2.3 Federal flood												
2.4 Private crop												
2.5 Private flood												
3. Farmowners multiple peril	(1,596)	2,527				(858)	183		(38)	58	(359)	
4. Homeowners multiple peril	954,073	852,341		451,486	4,790	(73,144)	15,966		(1,320)	7,672	210,948	2
5.1 Commercial multiple peril (non-liability portion)	1,283,379	1,232,360		674,351	59,539	55,110	63,842	3,741	4,017	18,459	291,028	80
5.2 Commercial multiple peril (liability portion)	1,041,121	1,016,424		432,074	590,914	26,061	936,261	70,772	14,303	399,277	210,584	296
6. Mortgage guaranty												
8. Ocean marine						(1,116)	(691)		(64)	11		
9.1 Inland marine	246,699	248,672		107,175		(28,918)	32,125		3,625	10,494	50,211	51
9.2 Pet insurance plans												
10. Financial guaranty												
11.1 Medical professional liability - occurrence												
11.2 Medical professional liability - claims-made												
12. Earthquake	259	261		26		124	166		25	29	69	
13.1 Comprehensive (hospital and medical) ind (b)												
13.2 Comprehensive (hospital and medical) group (b)												
14. Credit A&H (group and Individual)												
15.1 Vision only (b)												
15.2 Dental only (b)												
15.3 Disability income (b)												
15.4 Medicare supplement (b)												
15.5 Medicaid Title XIX (b)												
15.6 Medicare Title XVIII (b)												
15.7 Long-term care (b)												
15.8 Federal employees health benefits plan (b)												
15.9 Other health (b)												
16. Workers' compensation												
17.1 Other liability - occurrence	4,658,567	4,602,524		1,985,726	235,247	1,481,664	5,579,237	29,062	(100,044)	1,035,938	1,044,840	74
17.2 Other liability - claims-Made	590,123	492,637		373,973	52,500	66,098	548,306	10,567	38,758	132,326	144,964	
17.3 Excess workers' compensation												
18.1 Products liability - occurrence	139,974	83,396		85,087	166,532	75,806	1,327,108	91,249	(21,475)	503,190	25,388	
18.2 Products liability - claims-made	139,560	98,630		67,578	178,921	37,427	208,506	5,830	15,660	33,157	39,775	
19.1 Private passenger auto no-fault (personal injury protection)												
19.2 Other private passenger auto liability												
19.3 Commercial auto no-fault (personal injury protection)												
19.4 Other commercial auto liability	428,656	786,217		144,678		429,949	718,638		7,665	20,847	77,768	1
21.1 Private passenger auto physical damage												
21.2 Commercial auto physical damage		1,422				339	303		(157)	275		
22. Aircraft (all perils)												
23. Fidelity												
24. Surety												
26. Burglary and theft												
27. Boiler and machinery	8,501	8,856		4,183		(930)	(470)		66	89	1,721	2
28. Credit												
29. International												
30. Warranty	3,732	3,732				(1,306)	(1,306)		410	410	1,166	
31. Reins nonproportional assumed property	XXX	XXX	XXX	XXX	XXX	XXX	XXX	XXX	XXX	XXX	XXX	XXX
32. Reins nonproportional assumed liability	XXX	XXX	XXX	XXX	XXX	XXX	XXX	XXX	XXX	XXX	XXX	XXX
33. Reins nonproportional assumed financial lines	XXX	XXX	XXX	XXX	XXX	XXX	XXX	XXX	XXX	XXX	XXX	XXX
34. Aggregate write-ins for other lines of business												
35. Total (a)	10,507,462	10,633,765		4,851,537	1,288,443	2,061,004	9,624,745	211,222	(31,702)	2,184,936	2,308,202	(993)
DETAILS OF WRITE-INS												
3401.												
3402.												
3403.												
3498. Summary of remaining write-ins for Line 34 from overflow page												
3499. Totals (Lines 3401 through 3403 plus 3498)(Line 34 above)												

(a) Finance and service charges not included in Lines 1 to 35 \$
 (b) For health business on indicated lines report: Number of persons insured under PPO managed care products and number of persons insured under indemnity only products

19.1D



ANNUAL STATEMENT FOR THE YEAR 2025 OF THE SCOTTSDALE INSURANCE COMPANY

EXHIBIT OF PREMIUMS AND LOSSES (Statutory Page 14)

NAIC Group Code 0140

BUSINESS IN THE STATE OF Illinois

DURING THE YEAR 2025

NAIC Company Code 41297

Table with columns: Line of Business, Gross Premiums, Dividends Paid, Direct Unearned Premium Reserves, Direct Losses Paid, Direct Losses Incurred, Direct Losses Unpaid, Direct Defense and Cost Containment Expense Paid, Direct Defense and Cost Containment Expense Incurred, Direct Defense and Cost Containment Expense Unpaid, Commissions and Brokerage Expenses, Taxes, Licenses and Fees. Rows include various insurance categories like Fire, Auto, Life, etc.

(a) Finance and service charges not included in Lines 1 to 35 \$
(b) For health business on indicated lines report: Number of persons insured under PPO managed care products and number of persons insured under indemnity only products

19.1L



ANNUAL STATEMENT FOR THE YEAR 2025 OF THE SCOTTSDALE INSURANCE COMPANY

EXHIBIT OF PREMIUMS AND LOSSES (Statutory Page 14)

NAIC Group Code 0140

BUSINESS IN THE STATE OF Indiana

DURING THE YEAR 2025

NAIC Company Code 41297

Table with 12 columns: Line of Business, Gross Premiums (Direct Written, Direct Earned), Dividends Paid, Direct Unearned Premium Reserves, Direct Losses Paid (deducting salvage), Direct Losses Incurred, Direct Losses Unpaid, Direct Defense and Cost Containment Expense Paid, Direct Defense and Cost Containment Expense Incurred, Direct Defense and Cost Containment Expense Unpaid, Commissions and Brokerage Expenses, Taxes, Licenses and Fees. Rows include various insurance lines like Fire, Auto, Life, etc., and a total row at the bottom.

(a) Finance and service charges not included in Lines 1 to 35 \$
(b) For health business on indicated lines report: Number of persons insured under PPO managed care products and number of persons insured under indemnity only products

19.IN



ANNUAL STATEMENT FOR THE YEAR 2025 OF THE SCOTTSDALE INSURANCE COMPANY
EXHIBIT OF PREMIUMS AND LOSSES (Statutory Page 14)

NAIC Group Code 0140

BUSINESS IN THE STATE OF Iowa

DURING THE YEAR 2025

NAIC Company Code 41297

Line of Business	Gross Premiums, Including Policy and Membership Fees, Less Return Premiums and Premiums on Policies not Taken		3 Dividends Paid or Credited to Policyholders on Direct Business	4 Direct Unearned Premium Reserves	5 Direct Losses Paid (deducting salvage)	6 Direct Losses Incurred	7 Direct Losses Unpaid	8 Direct Defense and Cost Containment Expense Paid	9 Direct Defense and Cost Containment Expense Incurred	10 Direct Defense and Cost Containment Expense Unpaid	11 Commissions and Brokerage Expenses	12 Taxes, Licenses and Fees
	1 Direct Premiums Written	2 Direct Premiums Earned										
1. Fire	258,623	212,348		112,515		(6,691)	28,541		(2,777)	2,916	55,925	(6,732)
2.1 Allied lines	1,079,247	1,219,517		471,013		(108,029)	227,956		1,853	23,852	287,559	182
2.2 Multiple peril crop												
2.3 Federal flood												
2.4 Private crop												
2.5 Private flood												
3. Farmowners multiple peril		2,157				(1,087)	122		(233)	47		
4. Homeowners multiple peril	161,644	206,112		76,413		(2,534)	33,053		5,816	13,949	34,215	6
5.1 Commercial multiple peril (non-liability portion)	1,935,020	2,001,691		999,703	194,893	(38,198)	369,597	22,599	(6,077)	43,332	387,042	142
5.2 Commercial multiple peril (liability portion)	1,017,344	1,055,225		463,402	439,713	105,129	991,245	22,516	73,323	366,039	239,742	56
6. Mortgage guaranty												
8. Ocean marine	(1,999)	(1,660)			(14)	(3,564)	1,849		(206)	250		
9.1 Inland marine	176,078	166,779		92,992	8,500	(33,129)	(20,133)		791	3,982	31,393	9
9.2 Pet insurance plans												
10. Financial guaranty												
11.1 Medical professional liability - occurrence												
11.2 Medical professional liability - claims-made												
12. Earthquake	10,046	3,767		6,280		163	166		(15)	(11)	2,662	
13.1 Comprehensive (hospital and medical) ind (b)												
13.2 Comprehensive (hospital and medical) group (b)												
14. Credit A&H (group and Individual)												
15.1 Vision only (b)												
15.2 Dental only (b)												
15.3 Disability income (b)												
15.4 Medicare supplement (b)												
15.5 Medicaid Title XIX (b)												
15.6 Medicare Title XVIII (b)												
15.7 Long-term care (b)												
15.8 Federal employees health benefits plan (b)												
15.9 Other health (b)												
16. Workers' compensation												
17.1 Other liability - occurrence	3,377,389	3,322,314		1,750,133	452,923	1,162,165	4,324,013	44,782	105,628	877,105	793,889	299
17.2 Other liability - claims-made	3,812,932	3,513,376		1,149,781		162,524	3,864,912	22,751	377,833	1,047,403	398,088	180
17.3 Excess workers' compensation												
18.1 Products liability - occurrence	249,744	176,881		163,333		195,781	1,136,116	11,591	(22,625)	435,129	47,393	41
18.2 Products liability - claims-made	31,024	37,834		12,138		616,738	616,738		23,668	23,668	8,842	
19.1 Private passenger auto no-fault (personal injury protection)												
19.2 Other private passenger auto liability												
19.3 Commercial auto no-fault (personal injury protection)												
19.4 Other commercial auto liability	524,496	487,589		273,176		240,708	592,217		2,504	22,226	88,944	64
21.1 Private passenger auto physical damage												
21.2 Commercial auto physical damage						9	(88)		(402)	604		
22. Aircraft (all perils)												
23. Fidelity												
24. Surety												
26. Burglary and theft	500	396		104		89	90		4		100	
27. Boiler and machinery	7,567	7,836		4,583		(1,084)	(840)		102	110	1,530	
28. Credit												
29. International												
30. Warranty	3,736	73,158		106,879	45,768	(4,161)	(46,901)		8,023	8,023	1,168	3
31. Reins nonproportional assumed property	XXX	XXX	XXX	XXX	XXX	XXX	XXX	XXX	XXX	XXX	XXX	XXX
32. Reins nonproportional assumed liability	XXX	XXX	XXX	XXX	XXX	XXX	XXX	XXX	XXX	XXX	XXX	XXX
33. Reins nonproportional assumed financial lines	XXX	XXX	XXX	XXX	XXX	XXX	XXX	XXX	XXX	XXX	XXX	XXX
34. Aggregate write-ins for other lines of business												
35. Total (a)	12,643,392	12,485,320		5,682,446	1,141,784	2,284,830	12,118,652	124,240	567,211	2,868,627	2,378,490	(5,750)
DETAILS OF WRITE-INS												
3401.												
3402.												
3403.												
3498. Summary of remaining write-ins for Line 34 from overflow page												
3499. Totals (Lines 3401 through 3403 plus 3498)(Line 34 above)												

(a) Finance and service charges not included in Lines 1 to 35 \$
 (b) For health business on indicated lines report: Number of persons insured under PPO managed care products and number of persons insured under indemnity only products

191A



ANNUAL STATEMENT FOR THE YEAR 2025 OF THE SCOTTSDALE INSURANCE COMPANY
EXHIBIT OF PREMIUMS AND LOSSES (Statutory Page 14)

NAIC Group Code 0140

BUSINESS IN THE STATE OF Kansas

DURING THE YEAR 2025

NAIC Company Code 41297

Line of Business	Gross Premiums, Including Policy and Membership Fees, Less Return Premiums and Premiums on Policies not Taken		3 Dividends Paid or Credited to Policyholders on Direct Business	4 Direct Unearned Premium Reserves	5 Direct Losses Paid (deducting salvage)	6 Direct Losses Incurred	7 Direct Losses Unpaid	8 Direct Defense and Cost Containment Expense Paid	9 Direct Defense and Cost Containment Expense Incurred	10 Direct Defense and Cost Containment Expense Unpaid	11 Commissions and Brokerage Expenses	12 Taxes, Licenses and Fees
	1 Direct Premiums Written	2 Direct Premiums Earned										
1. Fire	264,137	282,334		131,046	45,043	63,043	32,620	7,515	7,780	3,784	94,480	(10,494)
2.1 Allied lines	1,338,521	1,601,231		767,761	90,617	(39,034)	339,200	4,860	4,585	25,158	341,990	27
2.2 Multiple peril crop												
2.3 Federal flood												
2.4 Private crop												
2.5 Private flood												
3. Farmowners multiple peril	(151)	16,882			17,460	17,323	605		94	277	(34)	
4. Homeowners multiple peril	159,116	233,358		77,524	2,351	(802)	4,221	798	3,091	34,029	6	
5.1 Commercial multiple peril (non-liability portion)	1,588,799	1,708,468		760,536	265,900	282,804	450,233	23,494	34,003	60,151	621,097	58
5.2 Commercial multiple peril (liability portion)	1,197,675	1,266,982		390,724	1,451,020	496,190	2,384,204	41,326	(35,651)	418,923	363,011	31
6. Mortgage guaranty												
8. Ocean marine		482				(1,656)	(655)		(123)	37		
9.1 Inland marine	282,148	304,217		114,621	120,875	37,681	6,966	3,480	4,461	9,401	48,032	4
9.2 Pet insurance plans												
10. Financial guaranty												
11.1 Medical professional liability - occurrence												
11.2 Medical professional liability - claims-made												
12. Earthquake	15	11		4		6	6		6	8	4	
13.1 Comprehensive (hospital and medical) ind (b)												
13.2 Comprehensive (hospital and medical) group (b)												
14. Credit A&H (group and Individual)												
15.1 Vision only (b)												
15.2 Dental only (b)												
15.3 Disability income (b)												
15.4 Medicare supplement (b)												
15.5 Medicaid Title XIX (b)												
15.6 Medicare Title XVIII (b)												
15.7 Long-term care (b)												
15.8 Federal employees health benefits plan (b)												
15.9 Other health (b)												
16. Workers' compensation												
17.1 Other liability - occurrence	4,818,446	4,581,050		2,370,248	631,279	856,963	5,509,990	210,269	174,943	1,173,946	1,116,546	94
17.2 Other liability - claims-Made	3,526,382	3,543,201		2,014,611	1,551,212	(164,243)	3,990,511	463,564	809,631	913,003	1,026,827	3
17.3 Excess workers' compensation												
18.1 Products liability - occurrence	643,648	449,668		258,255		(70,536)	801,478		(31,122)	379,597	114,210	
18.2 Products liability - claims-made	285,285	283,702		138,704		119,091	119,091		17,611	17,611	81,306	7
19.1 Private passenger auto no-fault (personal injury protection)												
19.2 Other private passenger auto liability												
19.3 Commercial auto no-fault (personal injury protection)						(28)	49		(2)	11		
19.4 Other commercial auto liability	353,976	291,724		192,794		132,619	438,652		14,794	25,224	71,394	17
21.1 Private passenger auto physical damage												
21.2 Commercial auto physical damage						181	(27)		6	75		
22. Aircraft (all perils)												
23. Fidelity												
24. Surety					(50)	(167)	156		(282)	139		
26. Burglary and theft						(11)						
27. Boiler and machinery	4,094	4,135		1,360		(710)	(382)		75	83	820	
28. Credit												
29. International												
30. Warranty	55,226	3,147		52,578		(585)	(533)		345	345	17,258	
31. Reins nonproportional assumed property	XXX	XXX	XXX	XXX	XXX	XXX	XXX	XXX	XXX	XXX	XXX	XXX
32. Reins nonproportional assumed liability	XXX	XXX	XXX	XXX	XXX	XXX	XXX	XXX	XXX	XXX	XXX	XXX
33. Reins nonproportional assumed financial lines	XXX	XXX	XXX	XXX	XXX	XXX	XXX	XXX	XXX	XXX	XXX	XXX
34. Aggregate write-ins for other lines of business												
35. Total (a)	14,517,318	14,570,571		7,270,764	4,175,707	1,728,127	14,076,385	754,510	1,001,954	3,030,866	3,930,971	(10,246)
DETAILS OF WRITE-INS												
3401.												
3402.												
3403.												
3498. Summary of remaining write-ins for Line 34 from overflow page												
3499. Totals (Lines 3401 through 3403 plus 3498)(Line 34 above)												

(a) Finance and service charges not included in Lines 1 to 35 \$
 (b) For health business on indicated lines report: Number of persons insured under PPO managed care products and number of persons insured under indemnity only products

19 KS



ANNUAL STATEMENT FOR THE YEAR 2025 OF THE SCOTTSDALE INSURANCE COMPANY

EXHIBIT OF PREMIUMS AND LOSSES (Statutory Page 14)

NAIC Group Code 0140

BUSINESS IN THE STATE OF Kentucky

DURING THE YEAR 2025

NAIC Company Code 41297

Table with 12 columns: Line of Business, Direct Premiums Written, Direct Premiums Earned, Dividends Paid or Credited to Policyholders on Direct Business, Direct Unearned Premium Reserves, Direct Losses Paid (deducting salvage), Direct Losses Incurred, Direct Losses Unpaid, Direct Defense and Cost Containment Expense Paid, Direct Defense and Cost Containment Expense Incurred, Direct Defense and Cost Containment Expense Unpaid, Commissions and Brokerage Expenses, Taxes, Licenses and Fees. Rows include various insurance categories like Fire, Multiple peril crop, Commercial multiple peril, etc.

(a) Finance and service charges not included in Lines 1 to 35 \$
(b) For health business on indicated lines report: Number of persons insured under PPO managed care products and number of persons insured under indemnity only products

19 KY



ANNUAL STATEMENT FOR THE YEAR 2025 OF THE SCOTTSDALE INSURANCE COMPANY
EXHIBIT OF PREMIUMS AND LOSSES (Statutory Page 14)

NAIC Group Code 0140

BUSINESS IN THE STATE OF Louisiana

DURING THE YEAR 2025

NAIC Company Code 41297

Line of Business	Gross Premiums, Including Policy and Membership Fees, Less Return Premiums and Premiums on Policies not Taken		3 Dividends Paid or Credited to Policyholders on Direct Business	4 Direct Unearned Premium Reserves	5 Direct Losses Paid (deducting salvage)	6 Direct Losses Incurred	7 Direct Losses Unpaid	8 Direct Defense and Cost Containment Expense Paid	9 Direct Defense and Cost Containment Expense Incurred	10 Direct Defense and Cost Containment Expense Unpaid	11 Commissions and Brokerage Expenses	12 Taxes, Licenses and Fees
	1 Direct Premiums Written	2 Direct Premiums Earned										
1. Fire	4,834,574	4,272,057		2,298,306	1,674,966	(3,139,788)	2,758,606	264,592	(728,662)	381,982	1,719,320	(32,948)
2.1 Allied lines	22,077,247	22,200,646		10,579,585	1,024,320	(9,236,207)	2,986,911	94,983	(425,098)	397,475	5,911,040	197
2.2 Multiple peril crop												
2.3 Federal flood												
2.4 Private crop												
2.5 Private flood	757	757		221			(2,343)				201	
3. Farmowners multiple peril		8,603				(6,498)	164		(263)		133	
4. Homeowners multiple peril	4,609,519	4,329,422		1,821,145	3,655,047	(460,900)	734,553	142,784	(150,825)	111,042	1,370,850	123
5.1 Commercial multiple peril (non-liability portion)	21,700,945	19,682,866		10,850,700	8,799,061	(3,976,426)	3,163,905	635,319	(1,139,756)	599,927	8,136,426	339
5.2 Commercial multiple peril (liability portion)	7,645,064	7,019,250		3,278,922	4,963,669	2,372,414	11,632,279	1,182,377	783,179	2,965,786	3,043,060	115
6. Mortgage guaranty												
8. Ocean marine	(411)	(182)			1,302	(3,020)	3,489		4,285	4,740	148	
9.1 Inland marine	2,794,106	2,736,438		1,272,729	1,950,134	1,618,857	104,523	2,086	1,777	71,859	710,395	49
9.2 Pet insurance plans												
10. Financial guaranty												
11.1 Medical professional liability - occurrence												
11.2 Medical professional liability - claims-made												
12. Earthquake	1,088	820		470		(128)	296		(4)	51	288	
13.1 Comprehensive (hospital and medical) ind (b)												
13.2 Comprehensive (hospital and medical) group (b)												
14. Credit A&H (group and Individual)												
15.1 Vision only (b)												
15.2 Dental only (b)												
15.3 Disability income (b)												
15.4 Medicare supplement (b)												
15.5 Medicaid Title XIX (b)												
15.6 Medicare Title XVIII (b)												
15.7 Long-term care (b)												
15.8 Federal employees health benefits plan (b)												
15.9 Other health (b)												
16. Workers' compensation												
17.1 Other liability - occurrence	28,210,161	27,265,835		12,309,005	23,097,115	13,616,581	67,206,323	4,039,581	7,010,319	16,132,381	8,776,878	162
17.2 Other liability - claims-Made	8,196,243	7,361,640		4,164,938	594,349	1,098,703	5,357,101	422,906	222,563	1,714,019	2,437,598	
17.3 Excess workers' compensation												
18.1 Products liability - occurrence	136,510	140,380		38,411	279,700	1,161,084	3,752,544	1,009,688	1,363,299	1,800,321	24,980	1
18.2 Products liability - claims-made	26,325	9,872		16,453		4,752	4,752		613	613	7,503	
19.1 Private passenger auto no-fault (personal injury protection)												
19.2 Other private passenger auto liability					75,000							
19.3 Commercial auto no-fault (personal injury protection)												
19.4 Other commercial auto liability	4,452,153	4,289,593		1,995,426	7,908,197	4,605,791	10,920,001	447,468	297,787	1,044,383	1,283,484	11
21.1 Private passenger auto physical damage					14,111	3,290	(3,790)	14,172	(4,312)	19,553		
21.2 Commercial auto physical damage												
22. Aircraft (all perils)												
23. Fidelity												
24. Surety		124				326	619		(149)	103		
26. Burglary and theft	6,050	4,769		2,031		1,296	1,345		627	639	1,615	
27. Boiler and machinery	152,847	135,387		82,017	50,586	(861)	(15,904)		1,867	2,309	30,627	2
28. Credit												
29. International												
30. Warranty	287,693	318,829		196,115	128,111	(24,261)	(141,445)		34,964	34,964	89,904	
31. Reins nonproportional assumed property	XXX	XXX	XXX	XXX	XXX	XXX	XXX	XXX	XXX	XXX	XXX	XXX
32. Reins nonproportional assumed liability	XXX	XXX	XXX	XXX	XXX	XXX	XXX	XXX	XXX	XXX	XXX	XXX
33. Reins nonproportional assumed financial lines	XXX	XXX	XXX	XXX	XXX	XXX	XXX	XXX	XXX	XXX	XXX	XXX
34. Aggregate write-ins for other lines of business												
35. Total (a)	105,130,870	99,777,107		48,906,473	54,215,669	7,632,560	108,463,957	8,255,957	7,272,148	25,282,309	33,544,317	(31,950)
DETAILS OF WRITE-INS												
3401.												
3402.												
3403.												
3498. Summary of remaining write-ins for Line 34 from overflow page												
3499. Totals (Lines 3401 through 3403 plus 3498)(Line 34 above)												

(a) Finance and service charges not included in Lines 1 to 35 \$
 (b) For health business on indicated lines report: Number of persons insured under PPO managed care products and number of persons insured under indemnity only products

191A



ANNUAL STATEMENT FOR THE YEAR 2025 OF THE SCOTTSDALE INSURANCE COMPANY

EXHIBIT OF PREMIUMS AND LOSSES (Statutory Page 14)

NAIC Group Code 0140

BUSINESS IN THE STATE OF Maine

DURING THE YEAR 2025

NAIC Company Code 41297

Table with 12 columns: Line of Business, Direct Premiums Written, Direct Premiums Earned, Dividends Paid or Credited to Policyholders on Direct Business, Direct Unearned Premium Reserves, Direct Losses Paid (deducting salvage), Direct Losses Incurred, Direct Losses Unpaid, Direct Defense and Cost Containment Expense Paid, Direct Defense and Cost Containment Expense Incurred, Direct Defense and Cost Containment Expense Unpaid, Commissions and Brokerage Expenses, Taxes, Licenses and Fees. Rows include various insurance categories like Fire, Auto, Life, etc., and a 'Total (a)' row.

(a) Finance and service charges not included in Lines 1 to 35 \$
(b) For health business on indicated lines report: Number of persons insured under PPO managed care products and number of persons insured under indemnity only products

19 ME



ANNUAL STATEMENT FOR THE YEAR 2025 OF THE SCOTTSDALE INSURANCE COMPANY

EXHIBIT OF PREMIUMS AND LOSSES (Statutory Page 14)

NAIC Group Code 0140

BUSINESS IN THE STATE OF Maryland

DURING THE YEAR 2025

NAIC Company Code 41297

Table with 12 columns: Line of Business, Direct Premiums Written, Direct Premiums Earned, Dividends Paid or Credited to Policyholders on Direct Business, Direct Unearned Premium Reserves, Direct Losses Paid (deducting salvage), Direct Losses Incurred, Direct Losses Unpaid, Direct Defense and Cost Containment Expense Paid, Direct Defense and Cost Containment Expense Incurred, Direct Defense and Cost Containment Expense Unpaid, Commissions and Brokerage Expenses, Taxes, Licenses and Fees. Rows include various insurance categories like Fire, Auto, Life, etc., and a total row at the bottom.

(a) Finance and service charges not included in Lines 1 to 35 \$
(b) For health business on indicated lines report: Number of persons insured under PPO managed care products and number of persons insured under indemnity only products

19 MD



ANNUAL STATEMENT FOR THE YEAR 2025 OF THE SCOTTSDALE INSURANCE COMPANY

EXHIBIT OF PREMIUMS AND LOSSES (Statutory Page 14)

NAIC Group Code 0140

BUSINESS IN THE STATE OF Massachusetts

DURING THE YEAR 2025

NAIC Company Code 41297

Table with 12 columns: Line of Business, Direct Premiums Written, Direct Premiums Earned, Dividends Paid or Credited to Policyholders on Direct Business, Direct Unearned Premium Reserves, Direct Losses Paid (deducting salvage), Direct Losses Incurred, Direct Losses Unpaid, Direct Defense and Cost Containment Expense Paid, Direct Defense and Cost Containment Expense Incurred, Direct Defense and Cost Containment Expense Unpaid, Commissions and Brokerage Expenses, Taxes, Licenses and Fees. Rows include various insurance categories like Fire, Multiple peril crop, Federal flood, etc., ending with a Total (a) row.

(a) Finance and service charges not included in Lines 1 to 35 \$
(b) For health business on indicated lines report: Number of persons insured under PPO managed care products and number of persons insured under indemnity only products

19 MA



ANNUAL STATEMENT FOR THE YEAR 2025 OF THE SCOTTSDALE INSURANCE COMPANY

EXHIBIT OF PREMIUMS AND LOSSES (Statutory Page 14)

NAIC Group Code 0140

BUSINESS IN THE STATE OF Michigan

DURING THE YEAR 2025

NAIC Company Code 41297

Table with 12 columns: Line of Business, Direct Premiums Written, Direct Premiums Earned, Dividends Paid or Credited to Policyholders on Direct Business, Direct Unearned Premium Reserves, Direct Losses Paid (deducting salvage), Direct Losses Incurred, Direct Losses Unpaid, Direct Defense and Cost Containment Expense Paid, Direct Defense and Cost Containment Expense Incurred, Direct Defense and Cost Containment Expense Unpaid, Commissions and Brokerage Expenses, Taxes, Licenses and Fees. Rows include various insurance categories like Fire, Auto, Life, etc., and a 'Total (a)' row at the bottom.

(a) Finance and service charges not included in Lines 1 to 35 \$
(b) For health business on indicated lines report: Number of persons insured under PPO managed care products and number of persons insured under indemnity only products

19.MI



ANNUAL STATEMENT FOR THE YEAR 2025 OF THE SCOTTSDALE INSURANCE COMPANY

EXHIBIT OF PREMIUMS AND LOSSES (Statutory Page 14)

NAIC Group Code 0140

BUSINESS IN THE STATE OF Minnesota

DURING THE YEAR 2025

NAIC Company Code 41297

Table with 12 columns: Line of Business, Direct Premiums Written, Direct Premiums Earned, Dividends Paid or Credited to Policyholders on Direct Business, Direct Unearned Premium Reserves, Direct Losses Paid (deducting salvage), Direct Losses Incurred, Direct Losses Unpaid, Direct Defense and Cost Containment Expense Paid, Direct Defense and Cost Containment Expense Incurred, Direct Defense and Cost Containment Expense Unpaid, Commissions and Brokerage Expenses, Taxes, Licenses and Fees. Rows include various insurance categories like Fire, Auto, Life, etc., and a total row at the bottom.

(a) Finance and service charges not included in Lines 1 to 35 \$
(b) For health business on indicated lines report: Number of persons insured under PPO managed care products and number of persons insured under indemnity only products

19 JUN



ANNUAL STATEMENT FOR THE YEAR 2025 OF THE SCOTTSDALE INSURANCE COMPANY

EXHIBIT OF PREMIUMS AND LOSSES (Statutory Page 14)

NAIC Group Code 0140

BUSINESS IN THE STATE OF Mississippi

DURING THE YEAR 2025

NAIC Company Code 41297

Table with 12 columns: Line of Business, Direct Premiums Written, Direct Premiums Earned, Dividends Paid or Credited to Policyholders on Direct Business, Direct Unearned Premium Reserves, Direct Losses Paid (deducting salvage), Direct Losses Incurred, Direct Losses Unpaid, Direct Defense and Cost Containment Expense Paid, Direct Defense and Cost Containment Expense Incurred, Direct Defense and Cost Containment Expense Unpaid, Commissions and Brokerage Expenses, Taxes, Licenses and Fees. Rows include various insurance categories like Fire, Auto, Life, and Total (a).

(a) Finance and service charges not included in Lines 1 to 35 \$
(b) For health business on indicated lines report: Number of persons insured under PPO managed care products and number of persons insured under indemnity only products

19 MS



ANNUAL STATEMENT FOR THE YEAR 2025 OF THE SCOTTSDALE INSURANCE COMPANY

EXHIBIT OF PREMIUMS AND LOSSES (Statutory Page 14)

NAIC Group Code 0140

BUSINESS IN THE STATE OF Missouri

DURING THE YEAR 2025

NAIC Company Code 41297

Table with 12 columns: Line of Business, Direct Premiums Written, Direct Premiums Earned, Dividends Paid or Credited to Policyholders on Direct Business, Direct Unearned Premium Reserves, Direct Losses Paid (deducting salvage), Direct Losses Incurred, Direct Losses Unpaid, Direct Defense and Cost Containment Expense Paid, Direct Defense and Cost Containment Expense Incurred, Direct Defense and Cost Containment Expense Unpaid, Commissions and Brokerage Expenses, Taxes, Licenses and Fees. Rows include various insurance categories like Fire, Auto, Life, and Total (a).

(a) Finance and service charges not included in Lines 1 to 35 \$ and number of persons insured under indemnity only products

19 MO



ANNUAL STATEMENT FOR THE YEAR 2025 OF THE SCOTTSDALE INSURANCE COMPANY

EXHIBIT OF PREMIUMS AND LOSSES (Statutory Page 14)

NAIC Group Code 0140

BUSINESS IN THE STATE OF Montana

DURING THE YEAR 2025

NAIC Company Code 41297

Table with 12 columns: Line of Business, Direct Premiums Written, Direct Premiums Earned, Dividends Paid or Credited to Policyholders on Direct Business, Direct Unearned Premium Reserves, Direct Losses Paid (deducting salvage), Direct Losses Incurred, Direct Losses Unpaid, Direct Defense and Cost Containment Expense Paid, Direct Defense and Cost Containment Expense Incurred, Direct Defense and Cost Containment Expense Unpaid, Commissions and Brokerage Expenses, Taxes, Licenses and Fees. Rows include various insurance categories like Fire, Auto, Life, etc., and a total row at the bottom.

(a) Finance and service charges not included in Lines 1 to 35 \$
(b) For health business on indicated lines report: Number of persons insured under PPO managed care products and number of persons insured under indemnity only products

19 MT



ANNUAL STATEMENT FOR THE YEAR 2025 OF THE SCOTTSDALE INSURANCE COMPANY
EXHIBIT OF PREMIUMS AND LOSSES (Statutory Page 14)

NAIC Group Code 0140

BUSINESS IN THE STATE OF Nebraska

DURING THE YEAR 2025

NAIC Company Code 41297

Line of Business	Gross Premiums, Including Policy and Membership Fees, Less Return Premiums and Premiums on Policies not Taken		3 Dividends Paid or Credited to Policyholders on Direct Business	4 Direct Unearned Premium Reserves	5 Direct Losses Paid (deducting salvage)	6 Direct Losses Incurred	7 Direct Losses Unpaid	8 Direct Defense and Cost Containment Expense Paid	9 Direct Defense and Cost Containment Expense Incurred	10 Direct Defense and Cost Containment Expense Unpaid	11 Commissions and Brokerage Expenses	12 Taxes, Licenses and Fees
	1 Direct Premiums Written	2 Direct Premiums Earned										
1. Fire	270,657	228,113		146,935	124,630	172,425	152,950	(5)	10,142	23,551	61,293	(10,500)
2.1 Allied lines	756,864	801,818		365,823	226,980	108,489	215,474		2,163	21,885	190,349	
2.2 Multiple peril crop												
2.3 Federal flood												
2.4 Private crop												
2.5 Private flood	316	302		92		(967)	(933)		28	32	84	
3. Farmowners multiple peril		8,690				(15,900)	279		(2,012)	186		
4. Homeowners multiple peril	209,862	219,048		83,912	50,554	62,479	108,387		6,330	18,572	45,005	
5.1 Commercial multiple peril (non-liability portion)	1,661,776	1,689,412		759,620	175,962	303,084	655,634	4,334	(13,353)	61,161	472,187	
5.2 Commercial multiple peril (liability portion)	1,415,620	1,515,649		508,411	175,003	197,760	1,494,399	68,293	121,887	409,229	284,497	
6. Mortgage guaranty												
8. Ocean marine	(1,819)	(1,819)				(2,156)	(182)		(267)	(52)	(126)	
9.1 Inland marine	258,317	291,217		83,537	170,939	149,840	(16,459)	2,370	7,834	8,859	34,319	
9.2 Pet insurance plans												
10. Financial guaranty												
11.1 Medical professional liability - occurrence												
11.2 Medical professional liability - claims-made												
12. Earthquake	222	230		68		107	143		9	14	59	
13.1 Comprehensive (hospital and medical) ind (b)												
13.2 Comprehensive (hospital and medical) group (b)												
14. Credit A&H (group and Individual)												
15.1 Vision only (b)												
15.2 Dental only (b)												
15.3 Disability income (b)												
15.4 Medicare supplement (b)												
15.5 Medicaid Title XIX (b)												
15.6 Medicare Title XVIII (b)												
15.7 Long-term care (b)												
15.8 Federal employees health benefits plan (b)												
15.9 Other health (b)												
16. Workers' compensation												
17.1 Other liability - occurrence	3,103,723	3,213,685		1,499,283	161,972	151,382	4,236,163	24,014	(127,628)	776,420	659,535	
17.2 Other liability - claims-Made	609,475	603,515		210,278		(843,220)	1,611,764	10,417	(378,017)	395,490	203,869	
17.3 Excess workers' compensation												
18.1 Products liability - occurrence	67,233	141,701		72,080	672,216	(238,946)	887,662	20,046	(109,381)	455,221	12,513	
18.2 Products liability - claims-made						(4,103)	(4,103)					
19.1 Private passenger auto no-fault (personal injury protection)												
19.2 Other private passenger auto liability												
19.3 Commercial auto no-fault (personal injury protection)												
19.4 Other commercial auto liability	935,908	1,110,520		448,971		2,626,756	3,834,522	20,210	62,968	106,387		
21.1 Private passenger auto physical damage												
21.2 Commercial auto physical damage	6,500	5,281		4,063		1,114	1,109	(9)	170	1,430		
22. Aircraft (all perils)												
23. Fidelity												
24. Surety												
26. Burglary and theft						17	31					
27. Boiler and machinery	5,358	8,397		2,686		(1,030)	(733)	103	111	1,072		
28. Credit												
29. International												
30. Warranty		22,278		268	25,225	21,960	(613)	2,443	2,443			
31. Reins nonproportional assumed property	XXX	XXX	XXX	XXX	XXX	XXX	XXX	XXX	XXX	XXX	XXX	XXX
32. Reins nonproportional assumed liability	XXX	XXX	XXX	XXX	XXX	XXX	XXX	XXX	XXX	XXX	XXX	XXX
33. Reins nonproportional assumed financial lines	XXX	XXX	XXX	XXX	XXX	XXX	XXX	XXX	XXX	XXX	XXX	XXX
34. Aggregate write-ins for other lines of business												
35. Total (a)	9,300,012	9,858,037		4,186,029	1,783,482	2,689,090	13,175,493	129,470	(459,518)	2,236,260	2,072,473	(10,500)
DETAILS OF WRITE-INS												
3401.												
3402.												
3403.												
3498. Summary of remaining write-ins for Line 34 from overflow page												
3499. Totals (Lines 3401 through 3403 plus 3498)(Line 34 above)												

(a) Finance and service charges not included in Lines 1 to 35 \$
 (b) For health business on indicated lines report: Number of persons insured under PPO managed care products and number of persons insured under indemnity only products

19 NIE



ANNUAL STATEMENT FOR THE YEAR 2025 OF THE SCOTTSDALE INSURANCE COMPANY

EXHIBIT OF PREMIUMS AND LOSSES (Statutory Page 14)

NAIC Group Code 0140

BUSINESS IN THE STATE OF Nevada

DURING THE YEAR 2025

NAIC Company Code 41297

Table with 12 columns: Line of Business, Direct Premiums Written, Direct Premiums Earned, Dividends Paid or Credited to Policyholders on Direct Business, Direct Unearned Premium Reserves, Direct Losses Paid (deducting salvage), Direct Losses Incurred, Direct Losses Unpaid, Direct Defense and Cost Containment Expense Paid, Direct Defense and Cost Containment Expense Incurred, Direct Defense and Cost Containment Expense Unpaid, Commissions and Brokerage Expenses, Taxes, Licenses and Fees. Rows include various insurance categories like Fire, Multiple peril crop, Commercial multiple peril, etc.

(a) Finance and service charges not included in Lines 1 to 35 \$
(b) For health business on indicated lines report: Number of persons insured under PPO managed care products and number of persons insured under indemnity only products

19 NV



ANNUAL STATEMENT FOR THE YEAR 2025 OF THE SCOTTSDALE INSURANCE COMPANY

EXHIBIT OF PREMIUMS AND LOSSES (Statutory Page 14)

NAIC Group Code 0140

BUSINESS IN THE STATE OF New Hampshire

DURING THE YEAR 2025

NAIC Company Code 41297

Table with 12 columns: Line of Business, Direct Premiums Written, Direct Premiums Earned, Dividends Paid or Credited to Policyholders on Direct Business, Direct Unearned Premium Reserves, Direct Losses Paid (deducting salvage), Direct Losses Incurred, Direct Losses Unpaid, Direct Defense and Cost Containment Expense Paid, Direct Defense and Cost Containment Expense Incurred, Direct Defense and Cost Containment Expense Unpaid, Commissions and Brokerage Expenses, Taxes, Licenses and Fees. Rows include various insurance categories like Fire, Multiple peril crop, Commercial multiple peril, etc., ending with a Total (a) row.

(a) Finance and service charges not included in Lines 1 to 35 \$
(b) For health business on indicated lines report: Number of persons insured under PPO managed care products and number of persons insured under indemnity only products

19 NH



ANNUAL STATEMENT FOR THE YEAR 2025 OF THE SCOTTSDALE INSURANCE COMPANY

EXHIBIT OF PREMIUMS AND LOSSES (Statutory Page 14)

NAIC Group Code 0140

BUSINESS IN THE STATE OF New Jersey

DURING THE YEAR 2025

NAIC Company Code 41297

Table with 12 columns: Line of Business, Direct Premiums Written, Direct Premiums Earned, Dividends Paid or Credited to Policyholders on Direct Business, Direct Unearned Premium Reserves, Direct Losses Paid (deducting salvage), Direct Losses Incurred, Direct Losses Unpaid, Direct Defense and Cost Containment Expense Paid, Direct Defense and Cost Containment Expense Incurred, Direct Defense and Cost Containment Expense Unpaid, Commissions and Brokerage Expenses, Taxes, Licenses and Fees. Rows include various insurance categories like Fire, Auto, Life, etc., and a 'Total (a)' row.

(a) Finance and service charges not included in Lines 1 to 35 \$
(b) For health business on indicated lines report: Number of persons insured under PPO managed care products and number of persons insured under indemnity only products

19 NJ



ANNUAL STATEMENT FOR THE YEAR 2025 OF THE SCOTTSDALE INSURANCE COMPANY

EXHIBIT OF PREMIUMS AND LOSSES (Statutory Page 14)

NAIC Group Code 0140

BUSINESS IN THE STATE OF New Mexico

DURING THE YEAR 2025

NAIC Company Code 41297

Table with 12 columns: Line of Business, Direct Premiums Written, Direct Premiums Earned, Dividends Paid or Credited to Policyholders on Direct Business, Direct Unearned Premium Reserves, Direct Losses Paid (deducting salvage), Direct Losses Incurred, Direct Losses Unpaid, Direct Defense and Cost Containment Expense Paid, Direct Defense and Cost Containment Expense Incurred, Direct Defense and Cost Containment Expense Unpaid, Commissions and Brokerage Expenses, Taxes, Licenses and Fees. Rows include various insurance categories like Fire, Auto, Life, etc., and a total row at the bottom.

(a) Finance and service charges not included in Lines 1 to 35 \$
(b) For health business on indicated lines report: Number of persons insured under PPO managed care products and number of persons insured under indemnity only products

19 NM



ANNUAL STATEMENT FOR THE YEAR 2025 OF THE SCOTTSDALE INSURANCE COMPANY

EXHIBIT OF PREMIUMS AND LOSSES (Statutory Page 14)

NAIC Group Code 0140

BUSINESS IN THE STATE OF New York

DURING THE YEAR 2025

NAIC Company Code 41297

Table with 12 columns: Line of Business, Direct Premiums Written, Direct Premiums Earned, Dividends Paid or Credited to Policyholders on Direct Business, Direct Unearned Premium Reserves, Direct Losses Paid (deducting salvage), Direct Losses Incurred, Direct Losses Unpaid, Direct Defense and Cost Containment Expense Paid, Direct Defense and Cost Containment Expense Incurred, Direct Defense and Cost Containment Expense Unpaid, Commissions and Brokerage Expenses, Taxes, Licenses and Fees. Rows include various insurance categories like Fire, Auto, Life, and Total (a).

(a) Finance and service charges not included in Lines 1 to 35 \$
(b) For health business on indicated lines report: Number of persons insured under PPO managed care products and number of persons insured under indemnity only products

19.NY



ANNUAL STATEMENT FOR THE YEAR 2025 OF THE SCOTTSDALE INSURANCE COMPANY

EXHIBIT OF PREMIUMS AND LOSSES (Statutory Page 14)

NAIC Group Code 0140

BUSINESS IN THE STATE OF North Carolina

DURING THE YEAR 2025

NAIC Company Code 41297

Table with 12 columns: Line of Business, Direct Premiums Written, Direct Premiums Earned, Dividends Paid or Credited to Policyholders on Direct Business, Direct Unearned Premium Reserves, Direct Losses Paid (deducting salvage), Direct Losses Incurred, Direct Losses Unpaid, Direct Defense and Cost Containment Expense Paid, Direct Defense and Cost Containment Expense Incurred, Direct Defense and Cost Containment Expense Unpaid, Commissions and Brokerage Expenses, Taxes, Licenses and Fees. Rows include various insurance categories like Fire, Multiple peril crop, Federal flood, etc., ending with a Total (a) row.

(a) Finance and service charges not included in Lines 1 to 35 \$
(b) For health business on indicated lines report: Number of persons insured under PPO managed care products and number of persons insured under indemnity only products

19 NC



ANNUAL STATEMENT FOR THE YEAR 2025 OF THE SCOTTSDALE INSURANCE COMPANY

EXHIBIT OF PREMIUMS AND LOSSES (Statutory Page 14)

NAIC Group Code 0140

BUSINESS IN THE STATE OF North Dakota

DURING THE YEAR 2025

NAIC Company Code 41297

Table with 12 columns: Line of Business, Direct Premiums Written, Direct Premiums Earned, Dividends Paid or Credited to Policyholders on Direct Business, Direct Unearned Premium Reserves, Direct Losses Paid (deducting salvage), Direct Losses Incurred, Direct Losses Unpaid, Direct Defense and Cost Containment Expense Paid, Direct Defense and Cost Containment Expense Incurred, Direct Defense and Cost Containment Expense Unpaid, Commissions and Brokerage Expenses, Taxes, Licenses and Fees. Rows include various insurance categories like Fire, Multiple peril crop, Commercial multiple peril, etc., ending with a Total (a) row.

(a) Finance and service charges not included in Lines 1 to 35 \$
(b) For health business on indicated lines report: Number of persons insured under PPO managed care products and number of persons insured under indemnity only products

19.ND



ANNUAL STATEMENT FOR THE YEAR 2025 OF THE SCOTTSDALE INSURANCE COMPANY
EXHIBIT OF PREMIUMS AND LOSSES (Statutory Page 14)

NAIC Group Code 0140

BUSINESS IN THE STATE OF Ohio

DURING THE YEAR 2025

NAIC Company Code 41297

Line of Business	Gross Premiums, Including Policy and Membership Fees, Less Return Premiums and Premiums on Policies not Taken		3 Dividends Paid or Credited to Policyholders on Direct Business	4 Direct Unearned Premium Reserves	5 Direct Losses Paid (deducting salvage)	6 Direct Losses Incurred	7 Direct Losses Unpaid	8 Direct Defense and Cost Containment Expense Paid	9 Direct Defense and Cost Containment Expense Incurred	10 Direct Defense and Cost Containment Expense Unpaid	11 Commissions and Brokerage Expenses	12 Taxes, Licenses and Fees
	1 Direct Premiums Written	2 Direct Premiums Earned										
1. Fire	96,832	97,064			(19)	46,795	4,976		(677)	156	25,366	(49)
2.1 Allied lines	197,963	456,397		62,200	450,680	448,131	236,284	2,907	15,425	19,589	52,165	2,643
2.2 Multiple peril crop												
2.3 Federal flood												
2.4 Private crop												
2.5 Private flood												
3. Farmowners multiple peril						8	(15)		(2)			
4. Homeowners multiple peril	3,198	3,065		133		69	55		21	22	720	48
5.1 Commercial multiple peril (non-liability portion)	36,719	37,771		21,118	(43)	15,088	17,519		(62)	32	134,904	612
5.2 Commercial multiple peril (liability portion)		2,480				(22,914)	35,947		(16,162)	(2,492)	79,714	(3)
6. Mortgage guaranty												
8. Ocean marine	363	363			(924)	(2,516)	8,809		13	13	109	5
9.1 Inland marine		63				(298)	(37)		(268)	(21)	43,879	(1)
9.2 Pet insurance plans												
10. Financial guaranty												
11.1 Medical professional liability - occurrence												
11.2 Medical professional liability - claims-made												
12. Earthquake						(3)	1					
13.1 Comprehensive (hospital and medical) ind (b)												
13.2 Comprehensive (hospital and medical) group (b)												
14. Credit A&H (group and Individual)												
15.1 Vision only (b)												
15.2 Dental only (b)												
15.3 Disability income (b)												
15.4 Medicare supplement (b)												
15.5 Medicaid Title XIX (b)												
15.6 Medicare Title XVIII (b)												
15.7 Long-term care (b)												
15.8 Federal employees health benefits plan (b)												
15.9 Other health (b)												
16. Workers' compensation												
17.1 Other liability - occurrence	336,764	320,233		319,308	1,011,302	374,999	27,266,185	66,043	(49,779)	1,598,874	140,975	5,283
17.2 Other liability - claims-Made	481,338	566,036		143,599		(495,399)	977,057	4,333	1,604	97,388	876,160	6,514
17.3 Excess workers' compensation												
18.1 Products liability - occurrence						4,141	21,841		12,516	18,488		
18.2 Products liability - claims-made						40	40					
19.1 Private passenger auto no-fault (personal injury protection)												
19.2 Other private passenger auto liability												
19.3 Commercial auto no-fault (personal injury protection)												
19.4 Other commercial auto liability	12,347	15,892		6,083	(600)	(316,787)	31,501		(10,786)	17,079	3,087	314
21.1 Private passenger auto physical damage												
21.2 Commercial auto physical damage	5,297	8,209		2,564	(50)	(426)	(481)		85	854	1,324	140
22. Aircraft (all perils)												
23. Fidelity												
24. Surety												
26. Burglary and theft		52				60	36		4	5		
27. Boiler and machinery	2,202	2,221		1,232		796	1,056		139	180	551	34
28. Credit												
29. International												
30. Warranty						16,732	19,885					
31. Reins nonproportional assumed property	XXX	XXX	XXX	XXX	XXX	XXX	XXX	XXX	XXX	XXX	XXX	XXX
32. Reins nonproportional assumed liability	XXX	XXX	XXX	XXX	XXX	XXX	XXX	XXX	XXX	XXX	XXX	XXX
33. Reins nonproportional assumed financial lines	XXX	XXX	XXX	XXX	XXX	XXX	XXX	XXX	XXX	XXX	XXX	XXX
34. Aggregate write-ins for other lines of business												
35. Total (a)	1,173,023	1,509,845		556,237	1,460,346	68,515	28,620,651	73,282	(47,929)	1,750,167	1,358,952	15,540
DETAILS OF WRITE-INS												
3401.												
3402.												
3403.												
3498. Summary of remaining write-ins for Line 34 from overflow page												
3499. Totals (Lines 3401 through 3403 plus 3498)(Line 34 above)												

(a) Finance and service charges not included in Lines 1 to 35 \$ 45
 (b) For health business on indicated lines report: Number of persons insured under PPO managed care products and number of persons insured under indemnity only products

19 OH



ANNUAL STATEMENT FOR THE YEAR 2025 OF THE SCOTTSDALE INSURANCE COMPANY

EXHIBIT OF PREMIUMS AND LOSSES (Statutory Page 14)

NAIC Group Code 0140

BUSINESS IN THE STATE OF Oklahoma

DURING THE YEAR 2025

NAIC Company Code 41297

Table with 12 columns: Line of Business, Direct Premiums Written, Direct Premiums Earned, Dividends Paid or Credited to Policyholders on Direct Business, Direct Unearned Premium Reserves, Direct Losses Paid (deducting salvage), Direct Losses Incurred, Direct Losses Unpaid, Direct Defense and Cost Containment Expense Paid, Direct Defense and Cost Containment Expense Incurred, Direct Defense and Cost Containment Expense Unpaid, Commissions and Brokerage Expenses, Taxes, Licenses and Fees. Rows include various insurance categories like Fire, Auto, Life, and Total (a).

(a) Finance and service charges not included in Lines 1 to 35 \$ 15

(b) For health business on indicated lines report: Number of persons insured under PPO managed care products and number of persons insured under indemnity only products

19 OK



ANNUAL STATEMENT FOR THE YEAR 2025 OF THE SCOTTSDALE INSURANCE COMPANY
EXHIBIT OF PREMIUMS AND LOSSES (Statutory Page 14)

NAIC Group Code 0140

BUSINESS IN THE STATE OF Oregon

DURING THE YEAR 2025

NAIC Company Code 41297

Line of Business	Gross Premiums, Including Policy and Membership Fees, Less Return Premiums and Premiums on Policies not Taken		3 Dividends Paid or Credited to Policyholders on Direct Business	4 Direct Unearned Premium Reserves	5 Direct Losses Paid (deducting salvage)	6 Direct Losses Incurred	7 Direct Losses Unpaid	8 Direct Defense and Cost Containment Expense Paid	9 Direct Defense and Cost Containment Expense Incurred	10 Direct Defense and Cost Containment Expense Unpaid	11 Commissions and Brokerage Expenses	12 Taxes, Licenses and Fees
	1 Direct Premiums Written	2 Direct Premiums Earned										
1. Fire	694,597	790,875		375,708		18,364	130,348		1,941	11,076	175,020	(10,500)
2.1 Allied lines	1,816,007	2,522,195		869,711	108,004	(32,729)	690,507		31,711	67,123	624,786	
2.2 Multiple peril crop												
2.3 Federal flood												
2.4 Private crop												
2.5 Private flood	7	7										
3. Farmowners multiple peril	(2,583)	66,334				(4,246)	4,333		1	1		2
4. Homeowners multiple peril	810,036	703,014		455,303	180,659	194,648	88,016		10,175	35,976	172,542	(581)
5.1 Commercial multiple peril (non-liability portion)	3,733,139	3,817,908		1,761,870	411,519	464,978	839,504		12,582	80,383	1,147,877	
5.2 Commercial multiple peril (liability portion)	3,029,809	3,188,565		1,260,625	1,690,985	2,006,864	3,863,637		196,830	157,254	961,856	
6. Mortgage guaranty												
8. Ocean marine	(5,334)	(1,762)			(34)	(69,341)	98,922		(862)	(33)	139,532	
9.1 Inland marine	517,932	529,673		228,109	95,921	(174,071)	250,646		(7,070)	24,808	113,049	
9.2 Pet insurance plans												
10. Financial guaranty												
11.1 Medical professional liability - occurrence												
11.2 Medical professional liability - claims-made												
12. Earthquake	233,832	98,066		138,336		5,626	6,252		199	277	58,633	
13.1 Comprehensive (hospital and medical) ind (b)												
13.2 Comprehensive (hospital and medical) group (b)												
14. Credit A&H (group and Individual)												
15.1 Vision only (b)												
15.2 Dental only (b)												
15.3 Disability income (b)												
15.4 Medicare supplement (b)												
15.5 Medicaid Title XIX (b)												
15.6 Medicare Title XVIII (b)												
15.7 Long-term care (b)												
15.8 Federal employees health benefits plan (b)												
15.9 Other health (b)												
16. Workers' compensation												
17.1 Other liability - occurrence	11,353,371	12,030,075		5,676,370	2,555,929	7,603,286	22,344,946	700,678	(54,972)	3,876,711	2,840,239	
17.2 Other liability - claims-Made	2,872,935	2,115,494		1,492,226	22,500	27,637	1,874,140	15,836	32,290	519,038	768,127	
17.3 Excess workers' compensation												
18.1 Products liability - occurrence	677,028	670,276		442,615	688,423	(123,021)	3,037,012	253,830	85,961	1,849,092	122,733	
18.2 Products liability - claims-made	189,871	182,000		60,509		77,365	77,365		(15,227)	9,773	54,158	
19.1 Private passenger auto no-fault (personal injury protection)												
19.2 Other private passenger auto liability												
19.3 Commercial auto no-fault (personal injury protection)						(334)	511		(109)	104		
19.4 Other commercial auto liability	554,647	484,520		238,379		100,310	913,443		(1,850)	38,523	116,257	
21.1 Private passenger auto physical damage												
21.2 Commercial auto physical damage						3,541	3,410	4,830	4,304	700		
22. Aircraft (all perils)												
23. Fidelity												
24. Surety		95				201	396		(193)	105		
26. Burglary and theft	500	688		104		237	275		12	14	100	
27. Boiler and machinery	21,779	26,039		11,082		(4,588)	(3,248)		124	177	4,474	
28. Credit												
29. International												
30. Warranty	10,239	17,497		5,206	12,258	3,782	(7,234)		1,919	1,919	3,200	
31. Reins nonproportional assumed property	XXX	XXX	XXX	XXX	XXX	XXX	XXX	XXX	XXX	XXX	XXX	XXX
32. Reins nonproportional assumed liability	XXX	XXX	XXX	XXX	XXX	XXX	XXX	XXX	XXX	XXX	XXX	XXX
33. Reins nonproportional assumed financial lines	XXX	XXX	XXX	XXX	XXX	XXX	XXX	XXX	XXX	XXX	XXX	XXX
34. Aggregate write-ins for other lines of business												
35. Total (a)	26,507,812	27,241,560		13,016,154	5,766,164	10,098,485	34,213,161	1,201,324	258,580	7,449,095	7,302,003	(10,500)
DETAILS OF WRITE-INS												
3401.												
3402.												
3403.												
3498. Summary of remaining write-ins for Line 34 from overflow page												
3499. Totals (Lines 3401 through 3403 plus 3498)(Line 34 above)												

(a) Finance and service charges not included in Lines 1 to 35 \$
 (b) For health business on indicated lines report: Number of persons insured under PPO managed care products and number of persons insured under indemnity only products

19 OR



ANNUAL STATEMENT FOR THE YEAR 2025 OF THE SCOTTSDALE INSURANCE COMPANY

EXHIBIT OF PREMIUMS AND LOSSES (Statutory Page 14)

NAIC Group Code 0140

BUSINESS IN THE STATE OF Pennsylvania

DURING THE YEAR 2025

NAIC Company Code 41297

Line of Business	Gross Premiums, Including Policy and Membership Fees, Less Return Premiums and Premiums on Policies not Taken		3 Dividends Paid or Credited to Policyholders on Direct Business	4 Direct Unearned Premium Reserves	5 Direct Losses Paid (deducting salvage)	6 Direct Losses Incurred	7 Direct Losses Unpaid	8 Direct Defense and Cost Containment Expense Paid	9 Direct Defense and Cost Containment Expense Incurred	10 Direct Defense and Cost Containment Expense Unpaid	11 Commissions and Brokerage Expenses	12 Taxes, Licenses and Fees
	1 Direct Premiums Written	2 Direct Premiums Earned										
1. Fire	1,206,325	1,145,311		614,679	654,748	430,081	83,231	8,660	11,297	15,265	385,008	(8,979)
2.1 Allied lines	5,643,038	6,027,737		3,104,316	514,074	118,114	719,674	12,566	53,248	86,215	1,325,390	36
2.2 Multiple peril crop												
2.3 Federal flood												
2.4 Private crop												
2.5 Private flood	1,948	248		1,700							533	
3. Farmowners multiple peril		11,020			43,139	60,157	17,932		24		198	
4. Homeowners multiple peril	1,678,879	1,764,912		800,001	350,424	468,031	176,696	14,613	34,277	30,939	442,432	29
5.1 Commercial multiple peril (non-liability portion)	5,652,768	5,679,552		2,576,479	1,905,575	1,232,501	772,829	121,065	67,638	123,158	1,524,248	123
5.2 Commercial multiple peril (liability portion)	3,368,854	3,462,293		1,463,163	872,940	1,117,147	4,731,708	433,370	578,512	1,323,574	871,922	86
6. Mortgage guaranty												
8. Ocean marine	(10,043)	36,590			688	(128,909)	55,143		(2,568)	1,255	2,273	
9.1 Inland marine	975,406	917,005		328,440	39,542	138,843	229,183		41,080	55,309	218,313	2
9.2 Pet insurance plans												
10. Financial guaranty												
11.1 Medical professional liability - occurrence						(61)			1			
11.2 Medical professional liability - claims-made						(90,465)	(90,465)					
12. Earthquake	1,806	1,582		713		661	1,037		113	165	479	
13.1 Comprehensive (hospital and medical) ind (b)												
13.2 Comprehensive (hospital and medical) group (b)												
14. Credit A&H (group and Individual)												
15.1 Vision only (b)												
15.2 Dental only (b)												
15.3 Disability income (b)												
15.4 Medicare supplement (b)												
15.5 Medicaid Title XIX (b)												
15.6 Medicare Title XVIII (b)												
15.7 Long-term care (b)												
15.8 Federal employees health benefits plan (b)												
15.9 Other health (b)												
16. Workers' compensation												
17.1 Other liability - occurrence	17,408,588	16,587,415		7,474,444	3,237,178	5,918,661	26,803,111	514,659	6,323	4,089,425	3,940,559	300
17.2 Other liability - claims-Made	33,247,064	31,549,794		17,097,470	11,758,589	15,563,661	57,359,655	6,750,804	5,063,438	12,256,748	9,232,255	111
17.3 Excess workers' compensation												
18.1 Products liability - occurrence	281,137	667,750		257,509	(40,855)	(942,229)	3,627,492	94,387	(308,768)	2,010,023	71,395	38
18.2 Products liability - claims-made	264,778	227,570		139,088	4,003	93,167	89,164		9,995	9,995	75,469	
19.1 Private passenger auto no-fault (personal injury protection)												
19.2 Other private passenger auto liability												
19.3 Commercial auto no-fault (personal injury protection)						(462)	645		(1)	180		
19.4 Other commercial auto liability	2,419,769	2,303,417		791,386		3,008,365	6,389,739	2,235	12,736	189,408	440,753	2
21.1 Private passenger auto physical damage												
21.2 Commercial auto physical damage	1,750	1,948		1,385		599	209		(1,547)	1,998	385	
22. Aircraft (all perils)												
23. Fidelity												
24. Surety		543				2,746	6,653		(3,274)	2,240		
26. Burglary and theft	874	603		271		170	171		6	7	175	
27. Boiler and machinery	96,685	101,467		44,393	53,343	44,132	(9,089)		1,771	1,858	19,877	3
28. Credit												
29. International												
30. Warranty	8,856	22,137		7,244	1,745	(8,861)	(8,458)		2,428	2,428	2,768	
31. Reins nonproportional assumed property	XXX	XXX	XXX	XXX	XXX	XXX	XXX	XXX	XXX	XXX	XXX	XXX
32. Reins nonproportional assumed liability	XXX	XXX	XXX	XXX	XXX	XXX	XXX	XXX	XXX	XXX	XXX	XXX
33. Reins nonproportional assumed financial lines	XXX	XXX	XXX	XXX	XXX	XXX	XXX	XXX	XXX	XXX	XXX	XXX
34. Aggregate write-ins for other lines of business												
35. Total (a)	72,248,481	70,508,893		34,702,682	19,395,132	27,025,899	100,956,116	7,952,359	5,566,735	20,200,397	18,554,234	(8,250)
DETAILS OF WRITE-INS												
3401.												
3402.												
3403.												
3498. Summary of remaining write-ins for Line 34 from overflow page												
3499. Totals (Lines 3401 through 3403 plus 3498)(Line 34 above)												

(a) Finance and service charges not included in Lines 1 to 35 \$
 (b) For health business on indicated lines report: Number of persons insured under PPO managed care products and number of persons insured under indemnity only products

19.PA



ANNUAL STATEMENT FOR THE YEAR 2025 OF THE SCOTTSDALE INSURANCE COMPANY

EXHIBIT OF PREMIUMS AND LOSSES (Statutory Page 14)

NAIC Group Code 0140

BUSINESS IN THE STATE OF Rhode Island

DURING THE YEAR 2025

NAIC Company Code 41297

Table with 12 columns: Line of Business, Direct Premiums Written, Direct Premiums Earned, Dividends Paid or Credited to Policyholders on Direct Business, Direct Unearned Premium Reserves, Direct Losses Paid (deducting salvage), Direct Losses Incurred, Direct Losses Unpaid, Direct Defense and Cost Containment Expense Paid, Direct Defense and Cost Containment Expense Incurred, Direct Defense and Cost Containment Expense Unpaid, Commissions and Brokerage Expenses, Taxes, Licenses and Fees. Rows include various insurance categories like Fire, Multiple peril crop, Commercial multiple peril, etc., ending with a Total (a) row.

(a) Finance and service charges not included in Lines 1 to 35 \$
(b) For health business on indicated lines report: Number of persons insured under PPO managed care products and number of persons insured under indemnity only products

19.RI



ANNUAL STATEMENT FOR THE YEAR 2025 OF THE SCOTTSDALE INSURANCE COMPANY

EXHIBIT OF PREMIUMS AND LOSSES (Statutory Page 14)

NAIC Group Code 0140

BUSINESS IN THE STATE OF South Carolina

DURING THE YEAR 2025

NAIC Company Code 41297

Table with 12 columns: Line of Business, Direct Premiums Written, Direct Premiums Earned, Dividends Paid or Credited to Policyholders on Direct Business, Direct Unearned Premium Reserves, Direct Losses Paid (deducting salvage), Direct Losses Incurred, Direct Losses Unpaid, Direct Defense and Cost Containment Expense Paid, Direct Defense and Cost Containment Expense Incurred, Direct Defense and Cost Containment Expense Unpaid, Commissions and Brokerage Expenses, Taxes, Licenses and Fees. Rows include various insurance categories like Fire, Auto, Life, and a Total (a) row.

(a) Finance and service charges not included in Lines 1 to 35 \$
(b) For health business on indicated lines report: Number of persons insured under PPO managed care products and number of persons insured under indemnity only products

19 SC



ANNUAL STATEMENT FOR THE YEAR 2025 OF THE SCOTTSDALE INSURANCE COMPANY

EXHIBIT OF PREMIUMS AND LOSSES (Statutory Page 14)

NAIC Group Code 0140

BUSINESS IN THE STATE OF South Dakota

DURING THE YEAR 2025

NAIC Company Code 41297

Table with 12 columns: Line of Business, Direct Premiums Written, Direct Premiums Earned, Dividends Paid or Credited to Policyholders on Direct Business, Direct Unearned Premium Reserves, Direct Losses Paid (deducting salvage), Direct Losses Incurred, Direct Losses Unpaid, Direct Defense and Cost Containment Expense Paid, Direct Defense and Cost Containment Expense Incurred, Direct Defense and Cost Containment Expense Unpaid, Commissions and Brokerage Expenses, Taxes, Licenses and Fees. Rows include various insurance categories like Fire, Multiple peril crop, Commercial multiple peril, etc.

(a) Finance and service charges not included in Lines 1 to 35 \$
(b) For health business on indicated lines report: Number of persons insured under PPO managed care products and number of persons insured under indemnity only products

19 SD



ANNUAL STATEMENT FOR THE YEAR 2025 OF THE SCOTTSDALE INSURANCE COMPANY

EXHIBIT OF PREMIUMS AND LOSSES (Statutory Page 14)

NAIC Group Code 0140

BUSINESS IN THE STATE OF Tennessee

DURING THE YEAR 2025

NAIC Company Code 41297

Table with 12 columns: Line of Business, Direct Premiums Written, Direct Premiums Earned, Dividends Paid or Credited to Policyholders on Direct Business, Direct Unearned Premium Reserves, Direct Losses Paid (deducting salvage), Direct Losses Incurred, Direct Losses Unpaid, Direct Defense and Cost Containment Expense Paid, Direct Defense and Cost Containment Expense Incurred, Direct Defense and Cost Containment Expense Unpaid, Commissions and Brokerage Expenses, Taxes, Licenses and Fees. Rows include various insurance categories like Fire, Multiple peril crop, Federal flood, etc., ending with a Total (a) row.

(a) Finance and service charges not included in Lines 1 to 35 \$
(b) For health business on indicated lines report: Number of persons insured under PPO managed care products and number of persons insured under indemnity only products

19.TN



ANNUAL STATEMENT FOR THE YEAR 2025 OF THE SCOTTSDALE INSURANCE COMPANY

EXHIBIT OF PREMIUMS AND LOSSES (Statutory Page 14)

NAIC Group Code 0140

BUSINESS IN THE STATE OF Texas

DURING THE YEAR 2025

NAIC Company Code 41297

Table with columns for Line of Business, Gross Premiums, Dividends, Direct Unearned Premium Reserves, Direct Losses Paid, Direct Losses Incurred, Direct Losses Unpaid, Direct Defense and Cost Containment Expense Paid, Direct Defense and Cost Containment Expense Incurred, Direct Defense and Cost Containment Expense Unpaid, Commissions and Brokerage Expenses, and Taxes, Licenses and Fees. Rows include various insurance categories like Fire, Auto, Life, and Health.

(a) Finance and service charges not included in Lines 1 to 35 \$ 15
(b) For health business on indicated lines report: Number of persons insured under PPO managed care products and number of persons insured under indemnity only products

19.TX



ANNUAL STATEMENT FOR THE YEAR 2025 OF THE SCOTTSDALE INSURANCE COMPANY

EXHIBIT OF PREMIUMS AND LOSSES (Statutory Page 14)

NAIC Group Code 0140

BUSINESS IN THE STATE OF Utah

DURING THE YEAR 2025

NAIC Company Code 41297

Table with 12 columns: Line of Business, Direct Premiums Written, Direct Premiums Earned, Dividends Paid or Credited to Policyholders on Direct Business, Direct Unearned Premium Reserves, Direct Losses Paid (deducting salvage), Direct Losses Incurred, Direct Losses Unpaid, Direct Defense and Cost Containment Expense Paid, Direct Defense and Cost Containment Expense Incurred, Direct Defense and Cost Containment Expense Unpaid, Commissions and Brokerage Expenses, Taxes, Licenses and Fees. Rows include various insurance categories like Fire, Multiple peril crop, Federal flood, etc., ending with a Total (a) row.

(a) Finance and service charges not included in Lines 1 to 35 \$
(b) For health business on indicated lines report: Number of persons insured under PPO managed care products and number of persons insured under indemnity only products

19 UT



ANNUAL STATEMENT FOR THE YEAR 2025 OF THE SCOTTSDALE INSURANCE COMPANY

EXHIBIT OF PREMIUMS AND LOSSES (Statutory Page 14)

NAIC Group Code 0140

BUSINESS IN THE STATE OF Vermont

DURING THE YEAR 2025

NAIC Company Code 41297

Table with 12 columns: Line of Business, Direct Premiums Written, Direct Premiums Earned, Dividends Paid or Credited to Policyholders on Direct Business, Direct Unearned Premium Reserves, Direct Losses Paid (deducting salvage), Direct Losses Incurred, Direct Losses Unpaid, Direct Defense and Cost Containment Expense Paid, Direct Defense and Cost Containment Expense Incurred, Direct Defense and Cost Containment Expense Unpaid, Commissions and Brokerage Expenses, Taxes, Licenses and Fees. Rows include various insurance categories like Fire, Multiple peril crop, Federal flood, etc., ending with a Total (a) row.

(a) Finance and service charges not included in Lines 1 to 35 \$
(b) For health business on indicated lines report: Number of persons insured under PPO managed care products and number of persons insured under indemnity only products

19.VT



ANNUAL STATEMENT FOR THE YEAR 2025 OF THE SCOTTSDALE INSURANCE COMPANY

EXHIBIT OF PREMIUMS AND LOSSES (Statutory Page 14)

NAIC Group Code 0140

BUSINESS IN THE STATE OF Virginia

DURING THE YEAR 2025

NAIC Company Code 41297

Table with 12 columns: Line of Business, Direct Premiums Written, Direct Premiums Earned, Dividends Paid or Credited to Policyholders on Direct Business, Direct Unearned Premium Reserves, Direct Losses Paid (deducting salvage), Direct Losses Incurred, Direct Losses Unpaid, Direct Defense and Cost Containment Expense Paid, Direct Defense and Cost Containment Expense Incurred, Direct Defense and Cost Containment Expense Unpaid, Commissions and Brokerage Expenses, Taxes, Licenses and Fees. Rows include various insurance lines like Fire, Auto, Life, etc., and a total row at the bottom.

(a) Finance and service charges not included in Lines 1 to 35 \$ 45
(b) For health business on indicated lines report: Number of persons insured under PPO managed care products and number of persons insured under indemnity only products

19 VA



ANNUAL STATEMENT FOR THE YEAR 2025 OF THE SCOTTSDALE INSURANCE COMPANY

EXHIBIT OF PREMIUMS AND LOSSES (Statutory Page 14)

NAIC Group Code 0140

BUSINESS IN THE STATE OF Washington

DURING THE YEAR 2025

NAIC Company Code 41297

Table with 12 columns: Line of Business, Direct Premiums Written, Direct Premiums Earned, Dividends Paid or Credited to Policyholders on Direct Business, Direct Unearned Premium Reserves, Direct Losses Paid (deducting salvage), Direct Losses Incurred, Direct Losses Unpaid, Direct Defense and Cost Containment Expense Paid, Direct Defense and Cost Containment Expense Incurred, Direct Defense and Cost Containment Expense Unpaid, Commissions and Brokerage Expenses, Taxes, Licenses and Fees. Rows include various insurance categories like Fire, Auto, Life, and Total (a).

(a) Finance and service charges not included in Lines 1 to 35 \$
(b) For health business on indicated lines report: Number of persons insured under PPO managed care products and number of persons insured under indemnity only products

19/WA



ANNUAL STATEMENT FOR THE YEAR 2025 OF THE SCOTTSDALE INSURANCE COMPANY

EXHIBIT OF PREMIUMS AND LOSSES (Statutory Page 14)

NAIC Group Code 0140

BUSINESS IN THE STATE OF West Virginia

DURING THE YEAR 2025

NAIC Company Code 41297

Table with 12 columns: Line of Business, Direct Premiums Written, Direct Premiums Earned, Dividends Paid or Credited to Policyholders on Direct Business, Direct Unearned Premium Reserves, Direct Losses Paid (deducting salvage), Direct Losses Incurred, Direct Losses Unpaid, Direct Defense and Cost Containment Expense Paid, Direct Defense and Cost Containment Expense Incurred, Direct Defense and Cost Containment Expense Unpaid, Commissions and Brokerage Expenses, Taxes, Licenses and Fees. Rows include various insurance categories like Fire, Multiple peril crop, Commercial multiple peril, etc., ending with a Total (a) row.

(a) Finance and service charges not included in Lines 1 to 35 \$
(b) For health business on indicated lines report: Number of persons insured under PPO managed care products and number of persons insured under indemnity only products

19.WV



ANNUAL STATEMENT FOR THE YEAR 2025 OF THE SCOTTSDALE INSURANCE COMPANY

EXHIBIT OF PREMIUMS AND LOSSES (Statutory Page 14)

NAIC Group Code 0140

BUSINESS IN THE STATE OF Wisconsin

DURING THE YEAR 2025

NAIC Company Code 41297

Table with 12 columns: Line of Business, Direct Premiums Written, Direct Premiums Earned, Dividends Paid or Credited to Policyholders on Direct Business, Direct Unearned Premium Reserves, Direct Losses Paid (deducting salvage), Direct Losses Incurred, Direct Losses Unpaid, Direct Defense and Cost Containment Expense Paid, Direct Defense and Cost Containment Expense Incurred, Direct Defense and Cost Containment Expense Unpaid, Commissions and Brokerage Expenses, Taxes, Licenses and Fees. Rows include various insurance categories like Fire, Auto, Life, etc., and a 'Total (a)' row at the bottom.

(a) Finance and service charges not included in Lines 1 to 35 \$ 15
(b) For health business on indicated lines report: Number of persons insured under PPO managed care products and number of persons insured under indemnity only products

19.WI



ANNUAL STATEMENT FOR THE YEAR 2025 OF THE SCOTTSDALE INSURANCE COMPANY

EXHIBIT OF PREMIUMS AND LOSSES (Statutory Page 14)

NAIC Group Code 0140

BUSINESS IN THE STATE OF Wyoming

DURING THE YEAR 2025

NAIC Company Code 41297

Table with 12 columns: Line of Business, Direct Premiums Written, Direct Premiums Earned, Dividends Paid or Credited to Policyholders on Direct Business, Direct Unearned Premium Reserves, Direct Losses Paid (deducting salvage), Direct Losses Incurred, Direct Losses Unpaid, Direct Defense and Cost Containment Expense Paid, Direct Defense and Cost Containment Expense Incurred, Direct Defense and Cost Containment Expense Unpaid, Commissions and Brokerage Expenses, Taxes, Licenses and Fees. Rows include various insurance categories like Fire, Multiple peril crop, Commercial multiple peril, etc.

(a) Finance and service charges not included in Lines 1 to 35 \$
(b) For health business on indicated lines report: Number of persons insured under PPO managed care products and number of persons insured under indemnity only products

19.WV



ANNUAL STATEMENT FOR THE YEAR 2025 OF THE SCOTTSDALE INSURANCE COMPANY
EXHIBIT OF PREMIUMS AND LOSSES (Statutory Page 14)

NAIC Group Code 0140

BUSINESS IN THE STATE OF Puerto Rico

DURING THE YEAR 2025

NAIC Company Code 41297

Line of Business	Gross Premiums, Including Policy and Membership Fees, Less Return Premiums and Premiums on Policies not Taken		3 Dividends Paid or Credited to Policyholders on Direct Business	4 Direct Unearned Premium Reserves	5 Direct Losses Paid (deducting salvage)	6 Direct Losses Incurred	7 Direct Losses Unpaid	8 Direct Defense and Cost Containment Expense Paid	9 Direct Defense and Cost Containment Expense Incurred	10 Direct Defense and Cost Containment Expense Unpaid	11 Commissions and Brokerage Expenses	12 Taxes, Licenses and Fees
	1 Direct Premiums Written	2 Direct Premiums Earned										
1. Fire		(17,585)		17,585	(7,156)	(7,156)			(223)	(222)		
2.1 Allied lines	373	(80,900)		99,833	(43,335)	(36,156)			(650)	(486)	103	
2.2 Multiple peril crop												
2.3 Federal flood												
2.4 Private crop												
2.5 Private flood												
3. Farmowners multiple peril												
4. Homeowners multiple peril												
5.1 Commercial multiple peril (non-liability portion)												
5.2 Commercial multiple peril (liability portion)					(1,672)	(1,557)			7	24		
6. Mortgage guaranty												
8. Ocean marine												
9.1 Inland marine												
9.2 Pet insurance plans												
10. Financial guaranty												
11.1 Medical professional liability - occurrence												
11.2 Medical professional liability - claims-made												
12. Earthquake									(12)	(12)		
13.1 Comprehensive (hospital and medical) ind (b)												
13.2 Comprehensive (hospital and medical) group (b)												
14. Credit A&H (group and Individual)												
15.1 Vision only (b)												
15.2 Dental only (b)												
15.3 Disability income (b)												
15.4 Medicare supplement (b)												
15.5 Medicaid Title XIX (b)												
15.6 Medicare Title XVIII (b)												
15.7 Long-term care (b)												
15.8 Federal employees health benefits plan (b)												
15.9 Other health (b)												
16. Workers' compensation												
17.1 Other liability - occurrence					3,023	4,395			(396)	435		
17.2 Other liability - claims-Made	26,000	183,757		1,083	(198,409)	285,654			32,459	157,544	3,900	
17.3 Excess workers' compensation												
18.1 Products liability - occurrence					22				372	1,375		
18.2 Products liability - claims-made					1,850	1,850						
19.1 Private passenger auto no-fault (personal injury protection)												
19.2 Other private passenger auto liability												
19.3 Commercial auto no-fault (personal injury protection)												
19.4 Other commercial auto liability												
21.1 Private passenger auto physical damage												
21.2 Commercial auto physical damage												
22. Aircraft (all perils)												
23. Fidelity												
24. Surety												
26. Burglary and theft												
27. Boiler and machinery												
28. Credit												
29. International												
30. Warranty												
31. Reins nonproportional assumed property	XXX	XXX	XXX	XXX	XXX	XXX	XXX	XXX	XXX	XXX	XXX	XXX
32. Reins nonproportional assumed liability	XXX	XXX	XXX	XXX	XXX	XXX	XXX	XXX	XXX	XXX	XXX	XXX
33. Reins nonproportional assumed financial lines	XXX	XXX	XXX	XXX	XXX	XXX	XXX	XXX	XXX	XXX	XXX	XXX
34. Aggregate write-ins for other lines of business												
35. Total (a)	26,373	85,273		118,501	(245,677)	247,031			31,556	158,657	4,003	
DETAILS OF WRITE-INS												
3401.												
3402.												
3403.												
3498. Summary of remaining write-ins for Line 34 from overflow page												
3499. Totals (Lines 3401 through 3403 plus 3498)(Line 34 above)												

(a) Finance and service charges not included in Lines 1 to 35 \$
 (b) For health business on indicated lines report: Number of persons insured under PPO managed care products and number of persons insured under indemnity only products

19 PR



ANNUAL STATEMENT FOR THE YEAR 2025 OF THE SCOTTSDALE INSURANCE COMPANY

EXHIBIT OF PREMIUMS AND LOSSES (Statutory Page 14)

NAIC Group Code 0140

BUSINESS IN THE STATE OF U.S. Virgin Islands

DURING THE YEAR 2025

NAIC Company Code 41297

Table with 12 columns: Line of Business, Direct Premiums Written, Direct Premiums Earned, Dividends Paid or Credited to Policyholders on Direct Business, Direct Unearned Premium Reserves, Direct Losses Paid (deducting salvage), Direct Losses Incurred, Direct Losses Unpaid, Direct Defense and Cost Containment Expense Paid, Direct Defense and Cost Containment Expense Incurred, Direct Defense and Cost Containment Expense Unpaid, Commissions and Brokerage Expenses, Taxes, Licenses and Fees. Rows include various insurance categories like Fire, Multiple peril crop, Federal flood, etc., and a 'Total (a)' row.

(a) Finance and service charges not included in Lines 1 to 35 \$
(b) For health business on indicated lines report: Number of persons insured under PPO managed care products and number of persons insured under indemnity only products

19.VI



ANNUAL STATEMENT FOR THE YEAR 2025 OF THE SCOTTSDALE INSURANCE COMPANY
EXHIBIT OF PREMIUMS AND LOSSES (Statutory Page 14)

NAIC Group Code 0140

BUSINESS IN THE STATE OF Canada

DURING THE YEAR 2025

NAIC Company Code 41297

Line of Business	Gross Premiums, Including Policy and Membership Fees, Less Return Premiums and Premiums on Policies not Taken		3 Dividends Paid or Credited to Policyholders on Direct Business	4 Direct Unearned Premium Reserves	5 Direct Losses Paid (deducting salvage)	6 Direct Losses Incurred	7 Direct Losses Unpaid	8 Direct Defense and Cost Containment Expense Paid	9 Direct Defense and Cost Containment Expense Incurred	10 Direct Defense and Cost Containment Expense Unpaid	11 Commissions and Brokerage Expenses	12 Taxes, Licenses and Fees
	1 Direct Premiums Written	2 Direct Premiums Earned										
1. Fire						492	5		(6)	2		
2.1 Allied lines	(72,844)	27,869		2,126		(103,293)	8,647		(531)	1,549		(21,921)
2.2 Multiple peril crop												
2.3 Federal flood												
2.4 Private crop												
2.5 Private flood												
3. Farmowners multiple peril												
4. Homeowners multiple peril						(2,017)			(109)			
5.1 Commercial multiple peril (non-liability portion)						(35,927)	45,386		(1,545)	(1,375)		
5.2 Commercial multiple peril (liability portion)						4	7		1	2		
6. Mortgage guaranty												
8. Ocean marine												
9.1 Inland marine												
9.2 Pet insurance plans												
10. Financial guaranty												
11.1 Medical professional liability - occurrence												
11.2 Medical professional liability - claims-made												
12. Earthquake												
13.1 Comprehensive (hospital and medical) ind (b)												
13.2 Comprehensive (hospital and medical) group (b)												
14. Credit A&H (group and Individual)												
15.1 Vision only (b)												
15.2 Dental only (b)												
15.3 Disability income (b)												
15.4 Medicare supplement (b)												
15.5 Medicaid Title XIX (b)												
15.6 Medicare Title XVIII (b)												
15.7 Long-term care (b)												
15.8 Federal employees health benefits plan (b)												
15.9 Other health (b)												
16. Workers' compensation												
17.1 Other liability - occurrence						(755)	1,074		(71)	(34)		
17.2 Other liability - claims-Made	489,226	801,408		263,923		2,922,810	3,996,077	5,652	77,373	254,640	31,453	
17.3 Excess workers' compensation												
18.1 Products liability - occurrence												
18.2 Products liability - claims-made												
19.1 Private passenger auto no-fault (personal injury protection)												
19.2 Other private passenger auto liability												
19.3 Commercial auto no-fault (personal injury protection)												
19.4 Other commercial auto liability						(32)	43		2	3		
21.1 Private passenger auto physical damage												
21.2 Commercial auto physical damage												
22. Aircraft (all perils)												
23. Fidelity												
24. Surety												
26. Burglary and theft												
27. Boiler and machinery												
28. Credit	85,450	85,450				29,908	29,908				17,090	
29. International												
30. Warranty												
31. Reins nonproportional assumed property	XXX	XXX	XXX	XXX	XXX	XXX	XXX	XXX	XXX	XXX	XXX	XXX
32. Reins nonproportional assumed liability	XXX	XXX	XXX	XXX	XXX	XXX	XXX	XXX	XXX	XXX	XXX	XXX
33. Reins nonproportional assumed financial lines	XXX	XXX	XXX	XXX	XXX	XXX	XXX	XXX	XXX	XXX	XXX	XXX
34. Aggregate write-ins for other lines of business												
35. Total (a)	501,832	914,727		266,048		2,811,189	4,081,147	5,652	75,114	254,786	26,623	
DETAILS OF WRITE-INS												
3401.												
3402.												
3403.												
3498. Summary of remaining write-ins for Line 34 from overflow page												
3499. Totals (Lines 3401 through 3403 plus 3498)(Line 34 above)												

(a) Finance and service charges not included in Lines 1 to 35 \$

(b) For health business on indicated lines report: Number of persons insured under PPO managed care products and number of persons insured under indemnity only products

19 CN



ANNUAL STATEMENT FOR THE YEAR 2025 OF THE SCOTTSDALE INSURANCE COMPANY
EXHIBIT OF PREMIUMS AND LOSSES (Statutory Page 14)

NAIC Group Code 0140

BUSINESS IN THE STATE OF Other Aliens

DURING THE YEAR 2025

NAIC Company Code 41297

Line of Business	Gross Premiums, Including Policy and Membership Fees, Less Return Premiums and Premiums on Policies not Taken		3 Dividends Paid or Credited to Policyholders on Direct Business	4 Direct Unearned Premium Reserves	5 Direct Losses Paid (deducting salvage)	6 Direct Losses Incurred	7 Direct Losses Unpaid	8 Direct Defense and Cost Containment Expense Paid	9 Direct Defense and Cost Containment Expense Incurred	10 Direct Defense and Cost Containment Expense Unpaid	11 Commissions and Brokerage Expenses	12 Taxes, Licenses and Fees
	1 Direct Premiums Written	2 Direct Premiums Earned										
1. Fire												
2.1 Allied lines	1,542,279	1,052,423		722,626		(104,899)	(64,716)		14,145	15,241	528,231	
2.2 Multiple peril crop												
2.3 Federal flood												
2.4 Private crop												
2.5 Private flood												
3. Farmowners multiple peril												
4. Homeowners multiple peril												
5.1 Commercial multiple peril (non-liability portion)												
5.2 Commercial multiple peril (liability portion)												
6. Mortgage guaranty												
8. Ocean marine												
9.1 Inland marine												
9.2 Pet insurance plans												
10. Financial guaranty												
11.1 Medical professional liability - occurrence												
11.2 Medical professional liability - claims-made												
12. Earthquake												
13.1 Comprehensive (hospital and medical) ind (b)												
13.2 Comprehensive (hospital and medical) group (b)												
14. Credit A&H (group and Individual)												
15.1 Vision only (b)												
15.2 Dental only (b)												
15.3 Disability income (b)												
15.4 Medicare supplement (b)												
15.5 Medicaid Title XIX (b)												
15.6 Medicare Title XVIII (b)												
15.7 Long-term care (b)												
15.8 Federal employees health benefits plan (b)												
15.9 Other health (b)												
16. Workers' compensation												
17.1 Other liability - occurrence												
17.2 Other liability - claims-Made	2,284,538	3,143,137		1,052,854		(2,139,451)	5,016,847	446	(411,366)	955,855	271,521	
17.3 Excess workers' compensation												
18.1 Products liability - occurrence												
18.2 Products liability - claims-made												
19.1 Private passenger auto no-fault (personal injury protection)												
19.2 Other private passenger auto liability												
19.3 Commercial auto no-fault (personal injury protection)												
19.4 Other commercial auto liability												
21.1 Private passenger auto physical damage												
21.2 Commercial auto physical damage												
22. Aircraft (all perils)												
23. Fidelity												
24. Surety												
26. Burglary and theft												
27. Boiler and machinery												
28. Credit	100,000	100,000				35,000	35,000				25,000	
29. International												
30. Warranty												
31. Reins nonproportional assumed property	XXX	XXX	XXX	XXX	XXX	XXX	XXX	XXX	XXX	XXX	XXX	XXX
32. Reins nonproportional assumed liability	XXX	XXX	XXX	XXX	XXX	XXX	XXX	XXX	XXX	XXX	XXX	XXX
33. Reins nonproportional assumed financial lines	XXX	XXX	XXX	XXX	XXX	XXX	XXX	XXX	XXX	XXX	XXX	XXX
34. Aggregate write-ins for other lines of business												
35. Total (a)	3,926,817	4,295,559		1,775,480		(2,209,349)	4,987,131	446	(397,221)	971,097	824,751	
DETAILS OF WRITE-INS												
3401.												
3402.												
3403.												
3498. Summary of remaining write-ins for Line 34 from overflow page												
3499. Totals (Lines 3401 through 3403 plus 3498)(Line 34 above)												

(a) Finance and service charges not included in Lines 1 to 35 \$
 (b) For health business on indicated lines report: Number of persons insured under PPO managed care products and number of persons insured under indemnity only products

19.0T



ANNUAL STATEMENT FOR THE YEAR 2025 OF THE SCOTTSDALE INSURANCE COMPANY

EXHIBIT OF PREMIUMS AND LOSSES (Statutory Page 14)

NAIC Group Code 0140

BUSINESS IN THE STATE OF Grand Total

DURING THE YEAR 2025

NAIC Company Code 41297

Table with 12 columns: Line of Business, Direct Premiums Written, Direct Premiums Earned, Dividends Paid or Credited to Policyholders on Direct Business, Direct Unearned Premium Reserves, Direct Losses Paid (deducting salvage), Direct Losses Incurred, Direct Losses Unpaid, Direct Defense and Cost Containment Expense Paid, Direct Defense and Cost Containment Expense Incurred, Direct Defense and Cost Containment Expense Unpaid, Commissions and Brokerage Expenses, Taxes, Licenses and Fees. Rows include various insurance categories like Fire, Auto, Life, and Total (a).

(a) Finance and service charges not included in Lines 1 to 35 \$ 195

(b) For health business on indicated lines report: Number of persons insured under PPO managed care products and number of persons insured under indemnity only products

19GT

ANNUAL STATEMENT FOR THE YEAR 2025 OF THE SCOTTSDALE INSURANCE COMPANY

SCHEDULE F - PART 1

Assumed Reinsurance as of December 31, Current Year (\$000 Omitted)

1 ID Number	2 NAIC Company Code	3 Name of Reinsured	4 Domiciliary Jurisdiction	5 Assumed Premium	Reinsurance On		8 Cols. 6 + 7	9 Contingent Commissions Payable	10 Assumed Premiums Receivable	11 Unearned Premium	12 Funds Held By or Deposited With Reinsured Companies	13 Letters of Credit Posted	14 Amount of Assets Pledged or Compensating Balances to Secure Letters of Credit	15 Amount of Assets Pledged or Collateral Held in Trust
					6 Paid Losses and Loss Adjustment Expenses	7 Known Case Losses and LAE								
75-6013587	.22209	Freedom Specialty Insurance Company	OH	180,275	15,343	170,086	185,429	(7)	44,368	105,715				
42-1015537	.28223	Nationwide Agribusiness Insurance Company	IA			(9)	(9)							
31-4177100	.23787	Nationwide Mutual Insurance Company	OH	1,699,493	111,201	738,168	849,369	6	566,882	826,056	792			
31-1117969	.15580	Scottsdale Indemnity Insurance Company	OH	234,757	11,826	150,550	162,376		28,517	108,105	144			
86-0835870	.10672	Scottsdale Surplus Lines Company	AZ	55,246	585	8,204	8,789		5,129	35,951				
0399999	Affiliates - U.S. non-pool - other			2,169,771	138,955	1,066,999	1,205,954	(1)	644,896	1,075,827	936			
0499999	Total - U.S. non-pool			2,169,771	138,955	1,066,999	1,205,954	(1)	644,896	1,075,827	936			
0799999	Total - other (non-U.S.)													
0899999	Total - affiliates			2,169,771	138,955	1,066,999	1,205,954	(1)	644,896	1,075,827	936			
13-4921556	.10401	ABS Boiler & Marine Ins Co	VT							(90)				
03-0310944	.44237	Mental Hlth Rrg	VT						173					
47-3794587	.15748	Monroe Ind Inc	VT		732					458				
03-0310821	.10422	MPC Ins Ltd	VT						(3,607)					
35-1701158	.29629	NAMIC Ins Co Inc	IN						(437)					
AA-9995044	.00000	Water Quality Ins Syndicate	NY			(15)	(15)							
0999999	Total other U.S. unaffiliated insurers			732		(15)	(15)		(3,871)	368				
AA-9991102	.00000	Arizona Commercial Auto Ins Procedure	AZ	1		5	5			1	5			
AA-9991110	.00000	Delaware Commercial Auto Ins Procedure	DE	4		6	6			2	5			
AA-9991203	.00000	Delaware Fair Plan	DE	1						1				
AA-9991141	.00000	Ohio Commercial Auto Ins Procedure	OH	8		61	61			1	21			
23-7024436	.32573	Ohio Fair Plan Underwriters Assoc	OH	4						2				
1099999	Total pools, associations or other similar facilities - mandatory pools			18		72	72			7	31			
1299999	Total - pools and associations			18		72	72			7	31			
AA-1560252	.00000	Cooperators Gen Ins Co	CAN	11,561		5,533	5,533		918	5,140				
AA-3770147	.00000	Gloucester Ins Ltd	CYM	394					340	212				
00-0000000	.00000	L&F Indemnity Limited	BMJ	810										
AA-3190374	.00000	Magna Carta Ins Ltd	BMJ	2,131					(4,102)	818				
AA-1340165	.00000	Munchener Ruckversicherungs Gesellschaft	DEU						(5)					
AA-3610458	.00000	Nautilus Reins Ltd	KNA	1,439					(403)	995				
AA-3194127	.00000	Park Ind Ltd	BMJ	1,241					1,198	672				
AA-3190229	.00000	Vanguard Ins Co Ltd	BMJ	138					131	133				
1399999	Total other non-U.S. insurers			17,714		5,533	5,533		(1,923)	7,970				
9999999	Totals			2,188,235	138,955	1,072,589	1,211,544	(1)	639,102	1,084,172	967			

SCHEDULE F - PART 2

Premium Portfolio Reinsurance Effected or (Canceled) during Current Year

1 ID Number	2 NAIC Com- pany Code	3 Name of Company	4 Date of Contract	5 Original Premium	6 Reinsurance Premium
NONE					

ANNUAL STATEMENT FOR THE YEAR 2025 OF THE SCOTTSDALE INSURANCE COMPANY

SCHEDULE F - PART 3

Ceded Reinsurance as of December 31, Current Year (\$000 Omitted)

1 ID Number	2 NAIC Company Code	3 Name of Reinsurer	4 Domiciliary Jurisdiction	5 Special Code	6 Reinsurance Premiums Ceded	Reinsurance Recoverable On										16 Amount in Dispute included in Column 15	Reinsurance Payable		19 Net Amount Recoverable From Reinsurers Cols. 15 - [17 + 18]	20 Funds Held by Company Under Reinsurance Treaties
						7 Paid Losses	8 Paid LAE	9 Known Case Loss Reserves	10 Known Case LAE Reserves	11 IBNR Loss Reserves	12 IBNR LAE Reserves	13 Unearned Premiums	14 Contingent Commis- sions	15 Columns 7 through 14 Totals	17 Ceded Balances Payable		18 Other Amounts Due to Reinsurers			
31-4177100	23787	Nationwide Mutual Insurance Company	OH		4,948,378	162,608	38,685	1,812,209	314,639	3,806,953	1,004,724	2,470,103	82,979	9,692,900	1,190,633	(9,363)	8,511,630	967		
0199999		Total authorized - affiliates - U.S. intercompany pooling			4,948,378	162,608	38,685	1,812,209	314,639	3,806,953	1,004,724	2,470,103	82,979	9,692,900	1,190,633	(9,363)	8,511,630	967		
0499999		Total authorized - affiliates - U.S. non-pool																		
0799999		Total authorized - affiliates - other (non-U.S.)																		
0899999		Total authorized - affiliates			4,948,378	162,608	38,685	1,812,209	314,639	3,806,953	1,004,724	2,470,103	82,979	9,692,900	1,190,633	(9,363)	8,511,630	967		
06-0237820	20699	Ace Prop & Cas Ins Co	PA			(734)	163	50	5	5	52	2		(457)	(647)		189			
13-3031176	38636	Partner Reins Co Of The Us	NY		(46)	841		75	58	792	280			2,716	1,039		1,677			
95-3187355	35300	Allianz Global Risks Us Ins Co	IL		33								416	416	30		386			
06-1182357	22730	Allied World Ins Co	NH		107	16	87	1,974	58	991	175	1,387		4,688	(1)		4,689			
36-0719665	19232	Allstate Ins Co	IL					54						54			54			
13-4924125	10227	Munich Reins Amer Inc	DE						10					10			10			
38-0829210	23396	Amerisure Mut Ins Co	MI						35					51			51			
06-1430254	10348	Arch Reins Co	DE	13	212		761	38	704		526		2,241		(14)		2,254			
51-0434766	20370	Axis Reins Co	NY	(7)	847	232	1,496	72	405	177			3,228		24		3,205			
47-0574325	32603	Berkley Ins Co	DE	(7)	1,852	9	2,257	52	97	27			4,294		(4)		4,297			
94-1517098	25534	Tig Ins Co	CA		(45)	2		13						(30)			(30)			
13-2673100	22039	General Reins Corp	DE			2								3			3			
36-2114545	20443	Continental Cas Co	IL			1		52	24					77			77			
38-2145898	33499	Dorinco Reins Co	MI					24	24					24			24			
39-0264050	21458	Employers Ins Co Of Wausau	WI				(4)	165	53					213			213			
42-0234980	21415	Employers Mut Cas Co	IA					7						7			7			
35-2293075	11551	Endurance Assur Corp	DE	98	1,754		10,572	625	10,369	4,558		7	27,885		158		27,728			
36-2950161	35378	Evanston Ins Co	IL					14						14			14			
22-2005057	26921	Everest Reins Co	DE	14	318		4,387	290	1,884	1,003			7,881		527		7,355			
05-0316605	21482	Factory Mut Ins Co	RI																	
13-2673100	22039	General Reins Corp	DE	30	330	6	3,212	98	1,089	41		347	5,123		12		5,111			
13-3029255	39322	General Security Natl Ins Co	NY					32	28				71				71			
04-2482364	16187	Metromile Ins Co	DE					82					82				82			
13-6108721	26433	Harco Natl Ins Co	IL					19	563	13	413	135	1,143				1,143			
06-0384680	11452	Hartford Steam Boil Inspec & Ins Co	CT		6,365	793		1,161	5	627	6	3,207	5,799		1,260		4,539			
13-1675535	25364	Swiss Reins Amer Corp	NY					7					8				8			
04-1543470	23043	Liberty Mut Ins Co	MA	(19)	1,094	29	87	32	806	90	6		2,144		248		1,895			
06-1481194	10829	Markel Global Reins Co	DE		179	6,709	13,422	774	14,367	7,183	9		42,463		1,057		41,406			
13-4924125	10227	Munich Reins Amer Inc	DE		33	1,401	34,016	2,150	7,133	2,519			47,220		(158)		47,378			
13-3138390	42307	Navigators Ins Co	NY		27	(243)	1,184	34	1,626	1,007			3,610		13		3,597			
47-0698507	23680	Odyssey Reins Co	CT		85	4,153	6,062	354	5,223	2,292	555		18,639		85		18,555			
13-3031176	38636	Partner Reins Co Of The Us	NY		11	843	(992)	956	116	2,257	472		3,652		255		3,397			
23-1642962	12262	Pennsylvania Manufacturers Assoc Ins	PA				51						51				51			
52-1952955	10357	Renaissance Reins Us Inc	MD			5,653	1,620	189	1,879	193	14		9,737		2,545		7,192			
35-6021485	12416	Protective Ins Co	IN			(40)	34	18	3	5			39				39			
23-1641984	10219	Qbe Reins Corp	PA	(3)	2,035	11	2,824	22	1,066	172			6,129		220		5,909			
52-1952955	10357	Renaissance Reins Us Inc	MD	(10)	798		1,861	117	3,508	211			6,496		8		6,488			
86-0274508	31089	Repwest Ins Co	AZ				5	14					19				19			
75-1444207	30058	Scor Reins Co	NY		10	2,232	4,786	224	5,640	1,037			13,919		(53)		13,972			
13-2997499	38776	Siriuspoint Amer Ins Co	NY			(1,573)	468	425	149	12	3		(517)				(517)			
13-1675535	25364	Swiss Reins Amer Corp	NY		88	2,895	7,648	324	5,074	226	1,387		17,553		71		17,482			
02-0449082	42376	Technology Ins Co Inc	DE																	
13-2918573	42439	Toa Re Ins Co Of Amer	DE		(32)	3,910	4,463	128	1,763	175	1		10,440		(385)		10,225			
13-4032666	10945	Tokio Marine Amer Ins Co	NY				203	37					240				240			
30-0703280	15529	Renaissance Europe Ag Us Branch	NY		(10)	1,294	2,433	85	3,064	175			7,050		58		6,993			

ANNUAL STATEMENT FOR THE YEAR 2025 OF THE SCOTTSDALE INSURANCE COMPANY

SCHEDULE F - PART 3

Ceded Reinsurance as of December 31, Current Year (\$000 Omitted)

1 ID Number	2 NAIC Company Code	3 Name of Reinsurer	4 Domiciliary Jurisdiction	5 Special Code	6 Reinsurance Premiums Ceded	Reinsurance Recoverable On										16 Amount in Dispute included in Column 15	17 Reinsurance Payable		19 Net Amount Recoverable From Reinsurers Cols. 15 - [17 + 18]	20 Funds Held by Company Under Reinsurance Treaties
						7 Paid Losses	8 Paid LAE	9 Known Case Loss Reserves	10 Known Case LAE Reserves	11 IBNR Loss Reserves	12 IBNR LAE Reserves	13 Unearned Premiums	14 Contingent Commis- sions	15 Columns 7 through 14 Totals	17 Ceded Balances Payable		18 Other Amounts Due to Reinsurers			
47-0698507	23680	Odyssey Reins Co	CT						7							8			8	
13-5616275	19453	Transatlantic Reins Co	NY		71	3,647		12,017	825	4,707	1,217	1,041			23,454	285	1,104		22,350	
36-3186541	40827	Virginia Surety Co Inc	IL			(6)									(6)				(6)	
13-1290712	20583	XI Reins Amer Inc	NY		(12)	120	(2)	2,458	190	232	58				3,057		229		2,828	
0999999	Total authorized - other U.S. unaffiliated insurers				7,019	41,107	1,703	122,702	7,296	75,738	24,015	8,379			280,939	285	7,681		273,258	
AA-1120337	00000	Aspen Ins Uk Ltd	GBR		13	96	25	779	26	569	446				1,941		7		1,935	
AA-3190600	00000	Glencoe Ins Ltd	BMU			(107)	(166)	4	3						(265)		(1)		(264)	
AA-1340125	00000	Hannover Rueck Se	DEU		43	705	2	3,835	301	5,156	2,321	10			12,330		2,452		9,878	
AA-1122000	00000	Lloyd's Of London	GBR			(87)	(22)	33	1						(75)				(75)	
AA-1127003	00000	Lloyd's Syndicate Number 1003	GBR					134	27						160				160	
AA-1127007	00000	Lloyd's Syndicate Number 1007	GBR			(25)	(41)	173	67						174				174	
AA-1127027	00000	Lloyd'S Syndicate Number 1027	GBR				(1)								(1)				(1)	
AA-1127047	00000	Lloyd'S Syndicate Number 1047	GBR			(1)	(3)								(4)				(4)	
AA-1127084	00000	Lloyd'S Syndicate Number 1084	GBR			(138)	(61)	204	69	164	66				304		(166)		470	
AA-1127096	00000	Lloyd'S Syndicate Number 1096	GBR				(3)								(4)				(4)	
AA-1127141	00000	Lloyd'S Syndicate Number 1141	GBR			1	(4)	46	22						65				65	
AA-1127212	00000	Lloyd'S Syndicate Number 1212	GBR			2	(2)	49	23						73				73	
AA-1127215	00000	Lloyd'S Syndicate Number 1215	GBR			5	(4)	62	29						91				91	
AA-1126122	00000	Lloyd'S Syndicate Number 122	GBR				(2)								(2)				(2)	
AA-1126138	00000	Lloyd'S Syndicate Number 138	GBR				(1)								(1)				(1)	
AA-1127414	00000	Lloyd'S Syndicate Number 1414	GBR					195							195				195	
AA-1126183	00000	Lloyd'S Syndicate Number 183	GBR					6	1						7				7	
AA-1120096	00000	Lloyd'S Syndicate Number 1880	GBR		11			32				139			170		9		162	
AA-1127900	00000	Lloyd'S Syndicate Number 1900	GBR					2							2				2	
AA-1120124	00000	Lloyd'S Syndicate Number 1945	GBR					317							317		61		256	
AA-1128001	00000	Lloyd'S Syndicate Number 2001	GBR					4							5				5	
AA-1128003	00000	Lloyd'S Syndicate Number 2003	GBR			202	17	3,144	102	109	37				3,612				3,612	
AA-1120071	00000	Lloyd'S Syndicate Number 2007	GBR			(5)	2								(3)				(3)	
AA-1128020	00000	Lloyd'S Syndicate Number 2020	GBR					4							5				5	
AA-1126205	00000	Lloyd'S Syndicate Number 205	GBR			(36)	(13)	93	29						73				73	
AA-1126227	00000	Lloyd'S Syndicate Number 227	GBR			(53)	(9)	49	8						(4)				(4)	
AA-1128376	00000	Lloyd'S Syndicate Number 2376	GBR			(2)	2													
AA-1128623	00000	Lloyd'S Syndicate Number 2623	GBR			5	3	160	39						207		(3)		210	
AA-1128987	00000	Lloyd'S Syndicate Number 2987	GBR					317							317		61		256	
AA-1129000	00000	Lloyd'S Syndicate Number 3000	GBR			5	7	744	36						791				791	
AA-1126314	00000	Lloyd'S Syndicate Number 314	GBR				1								1				1	
AA-1126322	00000	Lloyd'S Syndicate Number 322	GBR				(2)								(2)				(2)	
AA-1126033	00000	Lloyd'S Syndicate Number 33	GBR			1,343	8	443							1,794		61		1,733	
AA-1126362	00000	Lloyd'S Syndicate Number 362	GBR			10	(32)	62	29						69				69	
AA-1126376	00000	Lloyd'S Syndicate Number 376	GBR			3	(12)								(8)				(8)	
AA-1126435	00000	Lloyd'S Syndicate Number 435	GBR			1,110		893							2,003		122		1,882	
AA-1126506	00000	Lloyd'S Syndicate Number 506	GBR			(23)	(6)	32							3				3	
AA-1126507	00000	Lloyd'S Syndicate Number 507	GBR			(30)	(3)								(32)				(32)	
AA-1126051	00000	Lloyd'S Syndicate Number 51	GBR				(2)	12	6						17				17	
AA-1126510	00000	Lloyd'S Syndicate Number 510	GBR		22			63							341		19		322	
AA-1126529	00000	Lloyd'S Syndicate Number 529	GBR			(25)	(5)	9							(20)				(20)	
AA-1120163	00000	Lloyd'S Syndicate Number 5678	GBR			224	1	887							1,112		122		990	
AA-1126570	00000	Lloyd'S Syndicate Number 570	GBR				(3)	12	7						16				16	
AA-1126623	00000	Lloyd'S Syndicate Number 623	GBR			1	1	35	9						45		1		44	
AA-1126724	00000	Lloyd'S Syndicate Number 724	GBR				(1)								(1)				(1)	

ANNUAL STATEMENT FOR THE YEAR 2025 OF THE SCOTTSDALE INSURANCE COMPANY

SCHEDULE F - PART 3

Ceded Reinsurance as of December 31, Current Year (\$000 Omitted)

1 ID Number	2 NAIC Company Code	3 Name of Reinsurer	4 Domiciliary Jurisdiction	5 Special Code	6 Reinsurance Premiums Ceded	Reinsurance Recoverable On										16 Amount in Dispute included in Column 15	Reinsurance Payable		19 Net Amount Recoverable From Reinsurers Cols. 15 - [17 + 18]	20 Funds Held by Company Under Reinsurance Treaties
						7 Paid Losses	8 Paid LAE	9 Known Case Loss Reserves	10 Known Case LAE Reserves	11 IBNR Loss Reserves	12 IBNR LAE Reserves	13 Unearned Premiums	14 Contingent Commis- sions	15 Columns 7 through 14 Totals	17 Ceded Balances Payable		18 Other Amounts Due to Reinsurers			
AA-1126780	00000	Lloyd'S Syndicate Number 780	GBR					127								127			127	
AA-1126079	00000	Lloyd'S Syndicate Number 79	GBR			(32)	(5)	16							(21)				(21)	
AA-1126990	00000	Lloyd'S Syndicate Number 990	GBR			(18)	(7)	13							(12)				(12)	
AA-1126991	00000	Lloyd'S Syndicate Number 991	GBR			(3)	(5)	31	12						34				34	
AA-3190829	00000	Markel Bermuda Ltd	BMU			236	215								451	(18)			469	
AA-1121425	00000	Markel Intl Ins Co Ltd	GBR			(1)									(1)				(1)	
AA-3194129	00000	Montpelier Reins Ltd	BMU			151	30			72	5				259				259	
AA-3190339	00000	Renaissance Reins Ltd	BMU		6	181	(706)	892	66	733	543				1,708	122			1,587	
AA-1460023	00000	Renaissancere Europe Ag	CHE																	
AA-1121270	00000	River Thames Ins Co Ltd	GBR			2	(5)	154	96						247				247	
AA-1460006	00000	Validus Reins (Switzerland) Ltd	CHE			471	(141)	1,880	21	1,808	68				4,107	(31)			4,138	
1299999. Total authorized - other non-U.S. insurers					99	4,167	(949)	15,947	1,029	8,610	3,487	426		32,718		2,816		29,902		
1499999. Total authorized excluding Protected Cells (Sum of 0899999, 0999999, 1099999, 1199999 and 1299999)					4,955,496	207,882	39,439	1,950,858	322,964	3,891,301	1,032,226	2,478,908	82,979	10,006,557	285	1,201,130	(9,363)	8,814,790	967	
1899999. Total unauthorized - affiliates - U.S. non-pool																				
2199999. Total unauthorized - affiliates - other (non-U.S.)																				
2299999. Total unauthorized - affiliates																				
54-1423096	39993	Colony Ins Co	NE						1						1				1	
37-1370035	10895	Midwest Ins Co	IL																	
88-0510281	12303	Nationsbuilders Ins Co	DC		3	(30)	14								(16)	1			(17)	
59-2551669	00000	Phoenix American Warranty Company	FL		890	616				11					626				626	
00-0000000	10165	Pollution Liability Insurance Association	NY					150	72						222				222	
2399999. Total unauthorized - other U.S. unaffiliated insurers					893	585	14	150	73	11				832	1		831			
AA-3194128	00000	Allied World Assurance Co Ltd	BMU				2			2					4				4	
AA-3190010	00000	Ancon Ins Co Sa	BMU				17		46						63				63	
AA-3190490	00000	Bateleur Ins Co (Bermuda) Ltd	BMU		(41)	139									139				139	
AA-3190795	00000	Catalina Safety Reins Ltd	BMU			1	(4)	3	1						2				2	
AA-3194161	00000	Catlin Ins Co Ltd	BMU			6	10		0	23	1				42				42	
AA-1340085	00000	E S Rueckversicherungs Aktiengesellschaft	DEU			(161)	(20)	54	22						(105)				(105)	
AA-3190060	00000	Hannover Re (Bermuda) Ltd	BMU																	
AA-1460080	00000	Helvetia Schweizerische Versicherungs	CHE			12	(5)	28	13						49				49	
AA-5420050	00000	Korean Reins Co	KOR			5	6	1,140	1						1,152				1,152	
AA-1340165	00000	Munchener Ruckversicherungs Gesellschaft	DEU			2,244			13						2,256				2,256	
AA-1780070	00000	Qbe Reins (Europe) Ltd	IRL			(18)	(19)	32							(5)				(5)	
AA-1120145	00000	Qbe Reins (Uk) Ltd	GBR																	
AA-1460023	00000	Renaissancere Europe Ag	CHE			31	24								55				55	
AA-1560735	00000	Royal & Sun Alliance Ins Co Of Canada	CAN																	
AA-1464100	00000	Scor Switzerland Ltd	CHE				2								3				3	
AA-1460146	00000	Swiss Reins Co	CHE																	
AA-1460190	00000	Zurich Ins Co Ltd	CHE			(2)		8	1						7				7	
AA-1120001	00000	Zurich Specialties London Ltd	GBR			(93)	(77)	127	1						(42)				(42)	
2699999. Total unauthorized - other non-U.S. insurers					(41)	2,164	(62)	1,392	98	25	2			3,618			3,618			
2899999. Total unauthorized excluding Protected Cells (Sum of 2299999, 2399999, 2499999, 2599999 and 2699999)					852	2,749	(48)	1,542	171	35	2			4,451	1		4,450			
3299999. Total certified - affiliates - U.S. non-pool																				
3599999. Total certified - affiliates - other (non-U.S.)																				
3699999. Total certified - affiliates																				
4299999. Total certified excluding Protected Cells (Sum of 3699999, 3799999, 3899999, 3999999 and 4099999)																				

ANNUAL STATEMENT FOR THE YEAR 2025 OF THE SCOTTSDALE INSURANCE COMPANY

SCHEDULE F - PART 3

Ceded Reinsurance as of December 31, Current Year (\$000 Omitted)

1 ID Number	2 NAIC Com- pany Code	3 Name of Reinsurer	4 Domiciliary Jurisdiction	5 Special Code	6 Reinsurance Premiums Ceded	Reinsurance Recoverable On								16 Amount in Dispute included in Column 15	Reinsurance Payable		19 Net Amount Recoverable From Reinsurers Cols. 15 - [17 + 18]	20 Funds Held by Company Under Reinsurance Treaties	
						7 Paid Losses	8 Paid LAE	9 Known Case Loss Reserves	10 Known Case LAE Reserves	11 IBNR Loss Reserves	12 IBNR LAE Reserves	13 Unearned Premiums	14 Contingent Commis- sions		15 Columns 7 through 14 Totals	17 Ceded Balances Payable			18 Other Amounts Due to Reinsurers
4699999		Total reciprocal jurisdiction - affiliates - U.S. non-pool																	
4999999		Total reciprocal jurisdiction - affiliates - other (non-U.S.)																	
5099999		Total reciprocal jurisdiction - affiliates																	
5699999		Total reciprocal jurisdiction excluding Protected Cells (Sum of 5099999, 5199999, 5299999, 5399999 and 5499999)																	
5799999		Total authorized, unauthorized, reciprocal jurisdiction and certified excluding Protected Cells (Sum of 1499999, 2899999, 4299999 and 5699999)			4,956,349	210,631	39,391	1,952,400	323,135	3,891,337	1,032,227	2,478,908	82,979	10,011,008	285	1,201,131	(9,363)	8,819,240	967
5899999		Total Protected Cells (Sum of 1399999, 2799999, 4199999 and 5599999)																	
9999999		Totals			4,956,349	210,631	39,391	1,952,400	323,135	3,891,337	1,032,227	2,478,908	82,979	10,011,008	285	1,201,131	(9,363)	8,819,240	967

ANNUAL STATEMENT FOR THE YEAR 2025 OF THE SCOTTSDALE INSURANCE COMPANY

SCHEDULE F - PART 3 (Continued)

Ceded Reinsurance as of December 31, Current Year (\$000 Omitted)
(Credit Risk)

ID Number From Col. 1	Name of Reinsurer From Col. 3	Collateral				25 Total Funds Held, Payables & Collateral	26 Net Recoverable Net of Funds Held & Collateral	27 Applicable Sch. F Penalty (Col. 78)	Ceded Reinsurance Credit Risk								
		21 Multiple Beneficiary Trusts	22 Letters of Credit	23 Issuing or Confirming Bank Reference Number	24 Single Beneficiary Trusts & Other Allowable Collateral				28 Total Amount Recoverable from Reinsurers Less Penalty (Cols. 15-27)	29 Stressed Recoverable (Col. 28 * 120%)	30 Reinsurance Payable & Funds Held (Cols. 17+18+20; but not in excess of Col. 29)	31 Stressed Net Recoverable (Cols. 29-30)	32 Total Collateral (Cols. 21+22 + 24, not in Excess of Col. 31)	33 Stressed Net Recoverable Net of Collateral Offsets (Cols. 31-32)	34 Reinsurer Designation Equivalent	35 Credit Risk on Collateralized Recoverables (Col. 32 * Factor Applicable to Reinsurer Designation Equivalent in Col. 34)	36 Credit Risk on Un-collateralized Recoverables (Col. 33 * Factor Applicable to Reinsurer Designation Equivalent in Col. 34)
31-4177100	Nationwide Mutual Insurance Company					1,182,237	8,510,663		XXX	XXX	XXX	XXX	XXX	XXX	XXX	XXX	XXX
0199999	Total authorized - affiliates - U.S. intercompany pooling			XXX		1,182,237	8,510,663		XXX	XXX	XXX	XXX	XXX	XXX	XXX	XXX	XXX
0499999	Total authorized - affiliates - U.S. non-pool			XXX					XXX	XXX	XXX	XXX	XXX	XXX	XXX	XXX	XXX
0799999	Total authorized - affiliates - other (non-U.S.)			XXX											XXX		
0899999	Total authorized - affiliates			XXX		1,182,237	8,510,663								XXX		
06-0237820	Ace Prop & Cas Ins Co					(647)	189				(647)	647			647	1.	10
13-3031176	Partner Reins Co Of The Us					1,039	1,677	335	2,381	2,857	1,039	1,818			1,818	2.	38
95-3187355	Allianz Global Risks Us Ins Co					30	386		416	499	30	469			469	2.	10
06-1182357	Allied World Ins Co					(1)	4,689		4,688	5,626	(1)	5,626			5,626	2.	118
36-0719665	Allstate Ins Co						54		54	65		65			65	2.	1
13-4924125	Munich Reins Amer Inc						10		10	12		12			12	2.	
38-0829210	Amerisure Mut Ins Co						51		51	62		62			62	3.	2
06-1430254	Arch Reins Co					(14)	2,254	451	1,790	2,148	(14)	2,162			2,162	2.	45
51-0434766	Axis Reins Co						24		3,228	3,874		3,850			3,850	3.	108
47-0574325	Berkley Ins Co					(4)	4,297		4,294	5,152	(4)	5,156			5,156	2.	108
94-1517098	Tig Ins Co					(30)										6.	
13-2673100	General Reins Corp						3		3	3		3			3	1.	
36-2114545	Continental Cas Co						77		77	92		92			92	3.	3
38-2145898	Dorinco Reins Co						24		24	28		28			28	3.	1
39-0264050	Employers Ins Co Of Wausau						213		213	256		256			256	3.	7
42-0234980	Employers Mut Cas Co						7		7	8		8			8	3.	
35-2293075	Endurance Assur Corp					158	27,728	32	27,854	33,424	158	33,267			33,267	2.	699
36-2950161	Evanston Ins Co						14		14	17		17			17	3.	
22-2005057	Everest Reins Co					527	7,355	2	7,880	9,455	527	8,929			8,929	2.	188
05-0316605	Factory Mut Ins Co															2.	
13-2673100	General Reins Corp					12	5,111	22	5,101	6,122	12	6,109			6,109	1.	98
13-3029255	General Security Natl Ins Co						71		71	85		85			85	3.	2
04-2482364	Metromile Ins Co						82		82	99		99			99	6.	12
13-6108721	Harco Natl Ins Co						1,143		1,143	1,372		1,372			1,372	4.	45
06-0384680	Hartford Steam Boil Inspec & Ins Co					1,260	4,539		5,799	6,959	1,260	5,699			5,699	1.	91
13-1675535	Swiss Reins Amer Corp						8		8	10		10			10	2.	
04-1543470	Liberty Mut Ins Co					248	1,895		2,144	2,573	248	2,324			2,324	3.	65
06-1481194	Markel Global Reins Co					1,057	41,406		42,463	50,956	1,057	49,898			49,898	3.	1,397
13-4924125	Munich Reins Amer Inc					(158)	47,378		47,220	56,663	(158)	56,822			56,822	2.	1,193
13-3138390	Navigators Ins Co					13	3,597		3,610	4,331	13	4,319			4,319	2.	91
47-0698507	Odyssey Reins Co					85	18,555	72	18,567	22,281	85	22,196			22,196	2.	466
13-3031176	Partner Reins Co Of The Us					255	3,397		3,652	4,382	255	4,128			4,128	2.	87
23-1642962	Pennsylvania Manufacturers Assoc Ins						51		51	61		61			61	2.	1
52-1952955	Renaissance Reins Us Inc					2,545	7,192	3	9,734	11,680	2,545	9,135			9,135	2.	192
35-6021485	Protective Ins Co						39		39	47		47			47	3.	1
23-1641984	Qbe Reins Corp					220	5,909		6,129	7,354	220	7,135			7,135	3.	200
52-1952955	Renaissance Reins Us Inc					8	6,488	4	6,492	7,790	8	7,782			7,782	2.	163
86-0274508	Repwest Ins Co						19		19	22		22			22	3.	1

ANNUAL STATEMENT FOR THE YEAR 2025 OF THE SCOTTSDALE INSURANCE COMPANY

SCHEDULE F - PART 3 (Continued)

Ceded Reinsurance as of December 31, Current Year (\$000 Omitted)
(Credit Risk)

ID Number From Col. 1	Name of Reinsurer From Col. 3	Collateral				25 Total Funds Held, Payables & Collateral	26 Net Recoverable Net of Funds Held & Collateral	27 Applicable Sch. F Penalty (Col. 78)	Ceded Reinsurance Credit Risk								
		21 Multiple Beneficiary Trusts	22 Letters of Credit	23 Issuing or Confirming Bank Reference Number	24 Single Beneficiary Trusts & Other Allowable Collateral				28 Total Amount Recoverable from Reinsurers Less Penalty (Cols. 15-27)	29 Stressed Recoverable (Col. 28 * 120%)	30 Reinsurance Payable & Funds Held (Cols. 17+18+20; but not in excess of Col. 29)	31 Stressed Net Recoverable (Cols. 29-30)	32 Total Collateral (Cols. 21+22 + 24, not in Excess of Col. 31)	33 Stressed Net Recoverable Net of Collateral Offsets (Cols. 31-32)	34 Reinsurer Designation Equivalent	35 Credit Risk on Collateralized Recoverables (Col. 32 * Factor Applicable to Reinsurer Designation Equivalent in Col. 34)	36 Credit Risk on Un-collateralized Recoverables (Col. 33 * Factor Applicable to Reinsurer Designation Equivalent in Col. 34)
75-1444207	Scor Reins Co					(53)	13,972	120	13,800	16,559	(53)	16,613		16,613	3.	465	
13-2997499	Siriuspoint Amer Ins Co					(517)									4.		
13-1675535	Swiss Reins Amer Corp					71	17,482	83	17,470	20,964	71	20,894		20,894	2.	439	
02-0449082	Technology Ins Co Inc		1,000	0001											4.		
13-2918573	Toa Re Ins Co Of Amer					(385)	10,825	51	10,389	12,467	(385)	12,852		12,852	3.	360	
13-4032666	Tokio Marine Amer Ins Co						240		240	288		288		288	1.	5	
30-0703280	Renaissancere Europe Ag Us Branch					58	6,993	18	7,032	8,438	58	8,381		8,381	2.	176	
47-0698507	Odyssey Reins Co						8		8	10		10		10	1.		
13-5616275	Transatlantic Reins Co					1,104	22,350	57	23,397	28,077	1,104	26,972		26,972	1.	432	
36-3186541	Virginia Surety Co Inc					(6)									2.		
13-1290712	XI Reins Amer Inc		450	0002		679	2,378		3,057	3,668	229	3,439	450	2,989	2.	63	
0999999	Total authorized - other U.S. unaffiliated insurers		1,450	XXX		7,579	273,360	1,250	280,699	336,838	7,681	329,157	450	328,707	XXX	9	7,384
AA-1120337	Aspen Ins Uk Ltd					7	1,935	387	1,555	1,865	7	1,859		1,859	3.	52	
AA-3190600	Glencoe Ins Ltd		1,196	0005		(265)				(1)		1			6.		
AA-1340125	Hannover Rueck Se					2,452	9,878		12,330	14,796	2,452	12,344		12,344	2.	259	
AA-1122000	Lloyd's Of London					(75)									3.		
AA-1127003	Lloyd's Syndicate Number 1003						160		160	192		192		192	3.	5	
AA-1127007	Lloyd's Syndicate Number 1007						174		174	209		209		209	3.	6	
AA-1127027	Lloyd's Syndicate Number 1027					(1)									3.		
AA-1127047	Lloyd's Syndicate Number 1047					(4)									3.		
AA-1127084	Lloyd's Syndicate Number 1084					(166)	470		304	364	(166)	531		531	3.	15	
AA-1127096	Lloyd's Syndicate Number 1096					(4)									3.		
AA-1127141	Lloyd's Syndicate Number 1141						65		65	78		78		78	3.	2	
AA-1127212	Lloyd's Syndicate Number 1212						73		73	87		87		87	3.	2	
AA-1127215	Lloyd's Syndicate Number 1215						91		91	110		110		110	3.	3	
AA-1126122	Lloyd's Syndicate Number 122					(2)									3.		
AA-1126138	Lloyd's Syndicate Number 138					(1)									3.		
AA-1127414	Lloyd's Syndicate Number 1414						195		195	234		234		234	3.	7	
AA-1126183	Lloyd's Syndicate Number 183						7		7	8		8		8	3.		
AA-1120096	Lloyd's Syndicate Number 1880					9	162		170	204	9	196		196	3.	5	
AA-1127900	Lloyd's Syndicate Number 1900						2		2	3		3		3	3.		
AA-1120124	Lloyd's Syndicate Number 1945					61	256		317	380	61	319		319	3.	9	
AA-1128001	Lloyd's Syndicate Number 2001						5		5	5		5		5	3.		
AA-1128003	Lloyd's Syndicate Number 2003						3,612		3,612	4,334		4,334		4,334	3.	121	
AA-1120071	Lloyd's Syndicate Number 2007					(3)									3.		
AA-1128020	Lloyd's Syndicate Number 2020						5		5	5		5		5	3.		
AA-1126205	Lloyd's Syndicate Number 205						73		73	88		88		88	3.	2	
AA-1126227	Lloyd's Syndicate Number 227					(4)									3.		
AA-1128376	Lloyd's Syndicate Number 2376														3.		
AA-1128623	Lloyd's Syndicate Number 2623					(3)	210		207	248	(3)	252		252	3.	7	
AA-1128987	Lloyd's Syndicate Number 2987					61	256		317	380	61	319		319	3.	9	
AA-1129000	Lloyd's Syndicate Number 3000						791		791	949		949		949	3.	27	
AA-1126314	Lloyd's Syndicate Number 314						1		1	1		1		1	3.		

ANNUAL STATEMENT FOR THE YEAR 2025 OF THE SCOTTSDALE INSURANCE COMPANY

SCHEDULE F - PART 3 (Continued)

Ceded Reinsurance as of December 31, Current Year (\$000 Omitted)
(Credit Risk)

ID Number From Col. 1	Name of Reinsurer From Col. 3	Collateral				25	26	27	Ceded Reinsurance Credit Risk								
		21	22	23	24				28	29	30	31	32	33	34	35	36
		Multiple Beneficiary Trusts	Letters of Credit	Issuing or Confirming Bank Reference Number	Single Beneficiary Trusts & Other Allowable Collateral	Total Funds Held, Payables & Collateral	Net Recoverable Net of Funds Held & Collateral	Applicable Sch. F Penalty (Col. 78)	Total Amount Recoverable from Reinsurers Less Penalty (Cols. 15-27)	Stressed Recoverable (Col. 28 * 120%)	Reinsurance Payable & Funds Held (Cols. 17+18+20; but not in excess of Col. 29)	Stressed Net Recoverable (Cols. 29-30)	Total Collateral (Cols. 21+22 + 24, not in Excess of Col. 31)	Stressed Net Recoverable Net of Collateral Offsets (Cols. 31-32)	Reinsurer Designation Equivalent	Credit Risk on Collateralized Recoverables (Col. 32 * Factor Applicable to Reinsurer Designation Equivalent in Col. 34)	Credit Risk on Un-collateralized Recoverables (Col. 33 * Factor Applicable to Reinsurer Designation Equivalent in Col. 34)
AA-1126322	Lloyd'S Syndicate Number 322					(2)									3.		
AA-1126033	Lloyd'S Syndicate Number 33					61	1,733		1,794	2,153	61	2,092		2,092	3.		59
AA-1126362	Lloyd'S Syndicate Number 362						69		69	83		83		83	3.		2
AA-1126376	Lloyd'S Syndicate Number 376					(8)									3.		
AA-1126435	Lloyd'S Syndicate Number 435					122	1,882		2,003	2,404	122	2,282		2,282	3.		64
AA-1126506	Lloyd'S Syndicate Number 506						3		3	3		3		3	3.		
AA-1126507	Lloyd'S Syndicate Number 507					(32)									3.		
AA-1126051	Lloyd'S Syndicate Number 51						17		17	20		20		20	3.		1
AA-1126510	Lloyd'S Syndicate Number 510					19	322		341	409	19	390		390	3.		11
AA-1126529	Lloyd'S Syndicate Number 529					(20)									3.		
AA-1120163	Lloyd'S Syndicate Number 5678					122	990		1,112	1,334	122	1,212		1,212	3.		34
AA-1126570	Lloyd'S Syndicate Number 570						16		16	19		19		19	3.		1
AA-1126623	Lloyd'S Syndicate Number 623					1	44		45	55	1	54		54	3.		1
AA-1126724	Lloyd'S Syndicate Number 724					(1)									3.		
AA-1126780	Lloyd'S Syndicate Number 780						127		127	152		152		152	3.		4
AA-1126079	Lloyd'S Syndicate Number 79					(21)									3.		
AA-1126990	Lloyd'S Syndicate Number 990					(12)									3.		
AA-1126991	Lloyd'S Syndicate Number 991						34		34	41		41		41	3.		1
AA-3190829	Markel Bermuda Ltd					(18)	469		451	541	(18)	559		559	3.		16
AA-1121425	Markel Intl Ins Co Ltd					(1)									3.		
AA-3194129	Montpelier Reins Ltd						259		259	310		310		310	6.		37
AA-3190339	Renaissance Reins Ltd					122	1,587		1,708	2,050	122	1,929		1,929	2.		41
AA-1460023	Renaissance Europe Ag		3,536	0004											2.		
AA-1121270	River Thames Ins Co Ltd						247		247	297		297		297	6.		36
AA-1460006	Validus Reins (Switzerland) Ltd					(31)	4,138	26	4,081	4,898	(31)	4,929		4,929	6.		591
1299999	Total authorized - other non-U.S. insurers		4,732	XXX		2,360	30,358	413	32,761	39,314	2,816	36,498	1	36,497	XXX		1,431
1499999	Total authorized excluding Protected Cells (Sum of 0899999, 0999999, 1099999, 1199999 and 1299999)		6,182	XXX		1,192,177	8,814,380	1,662	313,460	376,152	10,497	365,655	451	365,204	XXX	9	8,815
1899999	Total unauthorized - affiliates - U.S. non-pool			XXX					XXX	XXX	XXX	XXX	XXX	XXX	XXX	XXX	XXX
2199999	Total unauthorized - affiliates - other (non-U.S.)			XXX											XXX		
2299999	Total unauthorized - affiliates			XXX											XXX		
54-1423096	Colony Ins Co						1	1							4.		
37-1370035	Midwest Ins Co		9,200	0008											3.		
88-0510281	Nationsbuilders Ins Co		199	0009		(16)									6.		
59-2551669	Phoenix American Warranty Company						626	626							6.		
00-0000000	Pollution Liability Insurance Association						222	222							6.		
2399999	Total unauthorized - other U.S. unaffiliated insurers		9,399	XXX		(16)	849	849							XXX		
AA-3194128	Allied World Assurance Co Ltd						4	4							2.		
AA-3190010	Ancon Ins Co Sa						63	63							6.		
AA-3190490	Bateleur Ins Co (Bermuda) Ltd						139	139							6.		
AA-3190795	Catalina Safety Reins Ltd		10	0010			2	2	2	2		2	2	6.			
AA-3194161	Catlin Ins Co Ltd		823	0011			42	42	42	50		50	50	6.		1	
AA-1340085	E S Rueckversicherungs Aktiengesellschaft		63	0012		(105)								2.			

ANNUAL STATEMENT FOR THE YEAR 2025 OF THE SCOTTSDALE INSURANCE COMPANY

SCHEDULE F - PART 3 (Continued)

Ceded Reinsurance as of December 31, Current Year (\$000 Omitted)
(Credit Risk)

ID Number From Col. 1	Name of Reinsurer From Col. 3	Collateral				25 Total Funds Held, Payables & Collateral	26 Net Recoverable Net of Funds Held & Collateral	27 Applicable Sch. F Penalty (Col. 78)	Ceded Reinsurance Credit Risk								
		21 Multiple Beneficiary Trusts	22 Letters of Credit	23 Issuing or Confirming Bank Reference Number	24 Single Beneficiary Trusts & Other Allowable Collateral				28 Total Amount Recoverable from Reinsurers Less Penalty (Cols. 15-27)	29 Stressed Recoverable (Col. 28 * 120%)	30 Reinsurance Payable & Funds Held (Cols. 17+18+20; but not in excess of Col. 29)	31 Stressed Net Recoverable (Cols. 29-30)	32 Total Collateral (Cols. 21+22 + 24, not in Excess of Col. 31)	33 Stressed Net Recoverable Net of Collateral Offsets (Cols. 31-32)	34 Reinsurer Designation Equivalent	35 Credit Risk on Collateralized Recoverables (Col. 32 * Factor Applicable to Reinsurer Designation Equivalent in Col. 34)	36 Credit Risk on Un-collateralized Recoverables (Col. 33 * Factor Applicable to Reinsurer Designation Equivalent in Col. 34)
AA-3190060 ..	Hannover Re (Bermuda) Ltd		183	0013													
AA-1460080 ..	Helvetia Schweizerische Versicherungs				21	21	28	21	25			25	21	4			1
AA-5420050 ..	Korean Reins Co		6,415	0014		1,152		1,152	1,382			1,382	1,382				39
AA-1340165 ..	Munchener Ruckversicherungs Gesellschaft						2,256	2,256									
AA-1780070 ..	Obe Reins (Europe) Ltd					(5)											
AA-1120145 ..	Obe Reins (Uk) Ltd		26	0015													
AA-1460023 ..	Renaissancere Europe Ag						55	55									
AA-1560735 ..	Royal & Sun Alliance Ins Co Of Canada				111												
AA-1464100 ..	Scor Switzerland Ltd						3	3									
AA-1460146 ..	Swiss Reins Co		5	0016													
AA-1460190 ..	Zurich Ins Co Ltd		7	0017		7		7	9			9	7	1			
AA-1120001 ..	Zurich Specialties London Ltd					(42)											
2699999.	Total unauthorized - other non-U.S. insurers		7,533	XXX	132	1,070	2,548	2,548	1,223	1,468		1,468	1,462	6	XXX		41
2899999.	Total unauthorized excluding Protected Cells (Sum of 2299999, 2399999, 2499999, 2599999 and 2699999)		16,931	XXX	132	1,054	3,397	3,397	1,223	1,468		1,468	1,462	6	XXX		41
3299999.	Total certified - affiliates - U.S. non-pool			XXX					XXX	XXX	XXX	XXX	XXX	XXX	XXX	XXX	XXX
3599999.	Total certified - affiliates - other (non-U.S.)			XXX											XXX		
3699999.	Total certified - affiliates			XXX											XXX		
4299999.	Total certified excluding Protected Cells (Sum of 3699999, 3799999, 3899999, 3999999 and 4099999)			XXX											XXX		
4699999.	Total reciprocal jurisdiction - affiliates - U.S. non-pool			XXX					XXX	XXX	XXX	XXX	XXX	XXX	XXX	XXX	XXX
4999999.	Total reciprocal jurisdiction - affiliates - other (non-U.S.)			XXX											XXX		
5099999.	Total reciprocal jurisdiction - affiliates			XXX											XXX		
5699999.	Total reciprocal jurisdiction excluding Protected Cells (Sum of 5099999, 5199999, 5299999, 5399999 and 5499999)			XXX											XXX		
5799999.	Total authorized, unauthorized, reciprocal jurisdiction and certified excluding Protected Cells (Sum of 1499999, 2899999, 4299999 and 5699999)		23,113	XXX	132	1,193,231	8,817,777	5,059	314,683	377,620	10,497	367,123	1,913	365,210	XXX		50
5899999.	Total Protected Cells (Sum of 1399999, 2799999, 4199999 and 5599999)			XXX					XXX	XXX	XXX	XXX	XXX	XXX	XXX	XXX	XXX
9999999	Totals		23,113	XXX	132	1,193,231	8,817,777	5,059	314,683	377,620	10,497	367,123	1,913	365,210	XXX		50

ANNUAL STATEMENT FOR THE YEAR 2025 OF THE SCOTTSDALE INSURANCE COMPANY

SCHEDULE F - PART 3 (Continued)

Ceded Reinsurance as of December 31, Current Year (\$000 Omitted)
(Aging of Ceded Reinsurance)

ID Number From Col. 1	Name of Reinsurer From Col. 3	Reinsurance Recoverable on Paid Losses and Paid Loss Adjustment Expenses						44 Total Recoverable on Paid Losses & LAE Amounts in Dispute Included in Col. 43	45 Recoverable on Paid Losses & LAE Over 90 Days Past Due Amounts in Dispute Included in Cols. 40 & 41	46 Total Recoverable on Paid Losses & LAE Amounts Not in Dispute (Cols 43-44)	47 Recoverable on Paid Losses & LAE Over 90 Days Past Due Amounts Not in Dispute (Cols. 40 + 41 - 45)	48 Amounts Received Prior 90 Days	49 Percentage Overdue Col. 42/Col. 43	50 Percentage of Amounts More Than 90 Days Overdue Not in Dispute (Col. 47/(Cols. 46+48))	51 Percentage More Than 120 Days Overdue (Col. 41/ Col. 43)	52 Is the Amount in Col. 50 Less Than 20%? (Yes or No)	53 Amounts in Col. 47 for Reinsurers with Values Less Than 20% in Col. 50
		37	Overdue				43 Total Due Cols. 37+42 (In total should equal Cols. 7+8)										
		Current	38 1 - 29 Days	39 30 - 90 Days	40 91 - 120 Days	41 Over 120 Days											
31-4177100	Nationwide Mutual Insurance Company	201,295					201,295		201,295								
0199999	Total authorized - affiliates - U.S. intercompany pooling	201,295					201,295		201,295								XXX
0499999	Total authorized - affiliates - U.S. non-pool																XXX
0799999	Total authorized - affiliates - other (non-U.S.)																XXX
0899999	Total authorized - affiliates	201,295					201,295		201,295								XXX
06-0237820	Ace Prop & Cas Ins Co	(571)					(571)		(571)								YES
13-3031176	Partner Reins Co Of The Us	397				444	444		841	444	182	52.8	43.4	52.8			NO
95-3187355	Allianz Global Risks Us Ins Co																YES
06-1182357	Allied World Ins Co	103					103		103		344						YES
36-0719665	Allstate Ins Co																YES
13-4924125	Munich Reins Amer Inc																YES
38-0829210	Amerisure Mut Ins Co	16					16		16								YES
06-1430254	Arch Reins Co	66				147	147		212	147	80	69.0	50.1	69.0			NO
51-0434766	Axis Reins Co	1,078					1,078		1,078		58						YES
47-0574325	Berkley Ins Co	1,861					1,861		1,861		7						YES
94-1517098	Tig Ins Co	(43)					(43)		(43)								YES
13-2673100	General Reins Corp	3					3		3								YES
36-2114545	Continental Cas Co	1					1		1								YES
38-2145898	Dorinco Reins Co										3						YES
39-0264050	Employers Ins Co Of Wausau	(4)					(4)		(4)		6						YES
42-0234980	Employers Mut Cas Co										1						YES
35-2293075	Endurance Assur Corp	1,595				159	159	1,754	1,754	159	2,465	9.1	3.8	9.1			YES
36-2950161	Evanston Ins Co										1						YES
22-2005057	Everest Reins Co	308				10	10	318	318	10	105	3.0	2.3	3.0			YES
05-0316605	Factory Mut Ins Co																YES
13-2673100	General Reins Corp	227				109	109	336	336	109	793	32.3	9.6	32.3			YES
13-3029255	General Security Natl Ins Co	11					11		11								YES
04-2482364	Metromile Ins Co																YES
13-6108721	Harco Natl Ins Co	19					19		19		163						YES
06-0384680	Hartford Steam Boil Inspec & Ins Co	793					793		793		86						YES
13-1675535	Swiss Reins Amer Corp	1					1		1								YES
04-1543470	Liberty Mut Ins Co	1,123					1,123		1,123		1,047						YES
06-1481194	Markel Global Reins Co	6,709					6,709		6,709		2,852						YES
13-4924125	Munich Reins Amer Inc	1,401					1,401		1,401		7,778						YES
13-3138390	Navigators Ins Co	(243)					(243)		(243)		186						YES
47-0698507	Odyssey Reins Co	3,792				360	360	4,153	4,153	360	1,617	8.7	6.2	8.7			YES
13-3031176	Partner Reins Co Of The Us	(149)					(149)		(149)		276						YES
23-1642962	Pennsylvania Manufacturers Assoc Ins																YES
52-1952955	Renaissance Reins Us Inc	7,256				16	16	7,272	7,272	16	2,548	0.2	0.2	0.2			YES
35-6021485	Protective Ins Co	(20)					(20)		(20)		1						YES
23-1641984	Qbe Reins Corp	2,045					2,045		2,045		378						YES
52-1952955	Renaissance Reins Us Inc	776				22	22	798	798	22	827	2.8	1.4	2.8			YES
86-0274508	Repwest Ins Co	4					4		4		2						YES

ANNUAL STATEMENT FOR THE YEAR 2025 OF THE SCOTTSDALE INSURANCE COMPANY

SCHEDULE F - PART 3 (Continued)

Ceded Reinsurance as of December 31, Current Year (\$000 Omitted)

(Aging of Ceded Reinsurance)

ID Number From Col. 1	Name of Reinsurer From Col. 3	Reinsurance Recoverable on Paid Losses and Paid Loss Adjustment Expenses					43 Total Due Cols. 37+42 (In total should equal Cols. 7+8)	44 Total Recoverable on Paid Losses & LAE Amounts in Dispute Included in Col. 43	45 Recoverable on Paid Losses & LAE Over 90 Days Past Due Amounts in Dispute Included in Cols. 40 & 41	46 Total Recoverable on Paid Losses & LAE Amounts Not in Dispute (Cols 43-44)	47 Recoverable on Paid Losses & LAE Over 90 Days Past Due Amounts Not in Dispute (Cols. 40 + 41 - 45)	48 Amounts Received Prior 90 Days	49 Percentage Overdue Col. 42/Col. 43	50 Percentage of Amounts More Than 90 Days Overdue Not in Dispute (Col. 47/(Cols. 46+48))	51 Percentage More Than 120 Days Overdue (Col. 41/ Col. 43)	52 Is the Amount in Col. 50 Less Than 20%? (Yes or No)	53 Amounts in Col. 47 for Reinsurers with Values Less Than 20% in Col. 50
		37	Overdue														
		Current	38 1 - 29 Days	39 30 - 90 Days	40 91 - 120 Days	41 Over 120 Days											
75-1444207 ..	Scor Reins Co	1,634				598				2,232		1,274	26.8	17.0	26.8	YES	598
13-2997499 ..	Siriuspoint Amer Ins Co	(1,105)								(1,105)						YES	
13-1675535 ..	Swiss Reins Amer Corp	2,481				413				2,895		1,521	14.3	9.4	14.3	YES	413
02-0449082 ..	Technology Ins Co Inc															YES	
13-2918573 ..	Toa Re Ins Co Of Amer	3,657				254				3,910		285	6.5	6.0	6.5	YES	254
13-4032666 ..	Tokio Marine Amer Ins Co									(1)						YES	
30-0703280 ..	Renaissancere Europe Ag Us Branch	1,203				91				1,294		878	7.1	4.2	7.1	YES	91
47-0698507 ..	Odyssey Reins Co	1								1						YES	
13-5616275 ..	Transatlantic Reins Co	3,538		109				285		3,647		2,329	3.0			YES	
36-3186541 ..	Virginia Surety Co Inc	(6)								(6)						YES	
13-1290712 ..	XI Reins Amer Inc	113		5						118		141	4.5			YES	
0999999	Total authorized - other U.S. unaffiliated insurers	40,072		114		2,622		285		42,808		28,234	6.4	3.7	6.1	XXX	2,032
AA-1120337 ..	Aspen Ins Uk Ltd	67				54				121		94	44.6	25.1	44.6	NO	
AA-3190600 ..	Glencoe Ins Ltd	(273)								(273)						YES	
AA-1340125 ..	Hannover Rueck Se	707								707		2,506				YES	
AA-1122000 ..	Lloyd's Of London	(108)								(108)						YES	
AA-1127003 ..	Lloyd's Syndicate Number 1003											4				YES	
AA-1127007 ..	Lloyd's Syndicate Number 1007	(66)								(66)						YES	
AA-1127027 ..	Lloyd's Syndicate Number 1027	(1)								(1)						YES	
AA-1127047 ..	Lloyd's Syndicate Number 1047	(4)								(4)						YES	
AA-1127084 ..	Lloyd's Syndicate Number 1084	(199)								(199)		38				YES	
AA-1127096 ..	Lloyd's Syndicate Number 1096	(4)								(4)						YES	
AA-1127141 ..	Lloyd's Syndicate Number 1141	(3)								(3)						YES	
AA-1127212 ..	Lloyd's Syndicate Number 1212															YES	
AA-1127215 ..	Lloyd's Syndicate Number 1215	1								1						YES	
AA-1126122 ..	Lloyd's Syndicate Number 122	(2)								(2)						YES	
AA-1126138 ..	Lloyd's Syndicate Number 138	(1)								(1)						YES	
AA-1127414 ..	Lloyd's Syndicate Number 1414															YES	
AA-1126183 ..	Lloyd's Syndicate Number 183															YES	
AA-1120096 ..	Lloyd's Syndicate Number 1880															YES	
AA-1127900 ..	Lloyd's Syndicate Number 1900															YES	
AA-1120124 ..	Lloyd's Syndicate Number 1945															YES	
AA-1128001 ..	Lloyd's Syndicate Number 2001															YES	
AA-1128003 ..	Lloyd's Syndicate Number 2003	219								219		48				YES	
AA-1120071 ..	Lloyd's Syndicate Number 2007	(3)								(3)						YES	
AA-1128020 ..	Lloyd's Syndicate Number 2020															YES	
AA-1126205 ..	Lloyd's Syndicate Number 205	(49)								(49)						YES	
AA-1126227 ..	Lloyd's Syndicate Number 227	(61)								(61)						YES	
AA-1128376 ..	Lloyd's Syndicate Number 2376															YES	
AA-1128623 ..	Lloyd's Syndicate Number 2623	1		6						6			81.8			YES	
AA-1128987 ..	Lloyd's Syndicate Number 2987															YES	
AA-1129000 ..	Lloyd's Syndicate Number 3000	12								12		6				YES	
AA-1126314 ..	Lloyd's Syndicate Number 314	1								1						YES	
AA-1126322 ..	Lloyd's Syndicate Number 322	(2)								(2)						YES	

ANNUAL STATEMENT FOR THE YEAR 2025 OF THE SCOTTSDALE INSURANCE COMPANY

SCHEDULE F - PART 3 (Continued)

Ceded Reinsurance as of December 31, Current Year (\$000 Omitted)
(Aging of Ceded Reinsurance)

ID Number From Col. 1	Name of Reinsurer From Col. 3	Reinsurance Recoverable on Paid Losses and Paid Loss Adjustment Expenses						44 Total Recoverable on Paid Losses & LAE Amounts in Dispute Included in Col. 43	45 Recoverable on Paid Losses & LAE Over 90 Days Past Due Amounts in Dispute Included in Cols. 40 & 41	46 Total Recoverable on Paid Losses & LAE Amounts Not in Dispute (Cols 43-44)	47 Recoverable on Paid Losses & LAE Over 90 Days Past Due Amounts Not in Dispute (Cols. 40 + 41 - 45)	48 Amounts Received Prior 90 Days	49 Percentage Overdue Col. 42/Col. 43	50 Percentage of Amounts More Than 90 Days Overdue Not in Dispute (Col. 47/(Cols. 46+48))	51 Percentage More Than 120 Days Overdue (Col. 41/ Col. 43)	52 Is the Amount in Col. 50 Less Than 20%? (Yes or No)	53 Amounts in Col. 47 for Reinsurers with Values Less Than 20% in Col. 50	
		37 Current	38 Overdue				43 Total Due Cols. 37+42 (In total should equal Cols. 7+8)											
			38 1 - 29 Days	39 30 - 90 Days	40 91 - 120 Days	41 Over 120 Days												42 Total Overdue Cols. 38+39 +40+41
AA-1126033	Lloyd'S Syndicate Number 33	1,351					1,351		1,351								YES	
AA-1126362	Lloyd'S Syndicate Number 362	(22)					(22)		(22)								YES	
AA-1126376	Lloyd'S Syndicate Number 376	(8)					(8)		(8)								YES	
AA-1126435	Lloyd'S Syndicate Number 435	1,110					1,110		1,110								YES	
AA-1126506	Lloyd'S Syndicate Number 506	(29)					(29)		(29)								YES	
AA-1126507	Lloyd'S Syndicate Number 507	(32)					(32)		(32)								YES	
AA-1126051	Lloyd'S Syndicate Number 51	(2)					(2)		(2)								YES	
AA-1126510	Lloyd'S Syndicate Number 510																YES	
AA-1126529	Lloyd'S Syndicate Number 529	(30)					(30)		(30)								YES	
AA-1120163	Lloyd'S Syndicate Number 5678	225					225		225								YES	
AA-1126570	Lloyd'S Syndicate Number 570	(3)					(3)		(3)								YES	
AA-1126623	Lloyd'S Syndicate Number 623			1			1		2				81.9				YES	
AA-1126724	Lloyd'S Syndicate Number 724	(1)					(1)		(1)								YES	
AA-1126780	Lloyd'S Syndicate Number 780																YES	
AA-1126079	Lloyd'S Syndicate Number 79	(37)					(37)		(37)								YES	
AA-1126990	Lloyd'S Syndicate Number 990	(25)					(25)		(25)								YES	
AA-1126991	Lloyd'S Syndicate Number 991	(8)					(8)		(8)								YES	
AA-3190829	Markel Bermuda Ltd	451					451		451								YES	
AA-1121425	Markel Intl Ins Co Ltd	(1)					(1)		(1)								YES	
AA-3194129	Montpelier Reins Ltd	182					182		182								YES	
AA-3190339	Renaissance Reins Ltd	(525)					(525)		(525)		119						YES	
AA-1460023	Renaissance Europe Ag																YES	
AA-1121270	River Thames Ins Co Ltd	(3)					(3)		(3)		1						YES	
AA-1460006	Validus Reins (Switzerland) Ltd	202				128	128	330	330	128	924	38.8	10.2	38.8			YES	
1299999	Total authorized - other non-U.S. insurers	3,027		8		182	190	3,216		3,216	182	3,740	5.9	2.6	5.7	XXX	128	
1499999	Total authorized excluding Protected Cells (Sum of 0899999, 0999999, 1099999, 1199999 and 1299999)	244,394		122		2,804	2,926	247,320	1	285	247,319	2,804	31,974	1.2	1.0	1.1	XXX	2,160
1899999	Total unauthorized - affiliates - U.S. non-pool																XXX	
2199999	Total unauthorized - affiliates - other (non-U.S.)																XXX	
2299999	Total unauthorized - affiliates																XXX	
54-1423096	Colony Ins Co																YES	
37-1370035	Midwest Ins Co																YES	
88-0510281	Nationsbuilders Ins Co	(16)					(16)		(16)								YES	
59-2551669	Phoenix American Warranty Company	616					616		616		158						YES	
00-0000000	Pollution Liability Insurance Association										18						YES	
2399999	Total unauthorized - other U.S. unaffiliated insurers	599					599		599		176						XXX	
AA-3194128	Allied World Assurance Co Ltd	2					2		2								YES	
AA-3190010	Ancon Ins Co Sa	17					17		17								YES	
AA-3190490	Bateleur Ins Co (Bermuda) Ltd	139					139		139		87						YES	
AA-3190795	Catalina Safety Reins Ltd	(3)					(3)		(3)								YES	
AA-3194161	Catlin Ins Co Ltd	17					17		17								YES	
AA-1340085	E S Rueckversicherungs Aktiengesellschaft	(180)					(180)		(180)								YES	

ANNUAL STATEMENT FOR THE YEAR 2025 OF THE SCOTTSDALE INSURANCE COMPANY

SCHEDULE F - PART 3 (Continued)

Ceded Reinsurance as of December 31, Current Year (\$000 Omitted)
(Provision for Reinsurance for Certified Reinsurers)

ID Number From Col. 1	Name of Reinsurer From Col. 3	Provision for Certified Reinsurance													Complete if Col. 52 = "No"; Otherwise Enter 0			69 Provision for Overdue Reinsurance Ceded to Certified Reinsurers (Greater of [Col. 62 + Col. 65] or Col.68; not to Exceed Col. 63)
		54	55	56	57	58	59	60	61	62	63	64	65	66	67	68		
		Certified Reinsurer Rating (1 through 6)	Effective Date of Certified Reinsurer Rating	Percent Collateral Required for Full Credit (0% through 100%)	Catastrophe Recoverables Qualifying for Collateral Deferral	Net Recoverables Subject to Collateral Requirements for Full Credit (Col. 19 - Col. 57)	Dollar Amount of Collateral Required (Col. 56 * Col. 58)	Percent of Collateral Provided for Net Recoverables Subject to Collateral Requirements ([Col. 20 + Col. 21 + Col. 24] / Col. 58)	Percent Credit Allowed on Net Recoverables Subject to Collateral Requirements (Col. 60 / Col. 56, not to exceed 100%)	20% of Recoverable on Paid Losses & LAE Over 90 Days Past Due Amounts in Dispute (Col. 45 * 20%)	Amount of Credit Allowed for Net Recoverables (Col. 57 + [Col. 58 * Col. 61])	Provision for Reinsurance with Certified Reinsurers Due to Collateral Deficiency (Col. 19 - Col. 63)	20% of Recoverable on Paid Losses & LAE Over 90 Days Past Due Amounts Not in Dispute (Col. 47 * 20%)	Total Collateral Provided (Col. 20 + Col. 21 + Col. 24, not to Exceed Col. 63)	Net Unsecured Recoverable for Which Credit is Allowed (Col. 63 - Col. 66)	20% of Amount in Col. 67		
31-4177100	Nationwide Mutual Insurance Company	XXX	XXX	XXX	XXX	XXX	XXX	XXX	XXX	XXX	XXX	XXX	XXX	XXX	XXX	XXX	XXX	
0199999	Total authorized - affiliates - U.S. intercompany pooling			XXX	XXX	XXX	XXX	XXX	XXX	XXX	XXX	XXX	XXX	XXX	XXX	XXX	XXX	
0499999	Total authorized - affiliates - U.S. non-pool			XXX	XXX	XXX	XXX	XXX	XXX	XXX	XXX	XXX	XXX	XXX	XXX	XXX	XXX	
0799999	Total authorized - affiliates - other (non-U.S.)			XXX	XXX	XXX	XXX	XXX	XXX	XXX	XXX	XXX	XXX	XXX	XXX	XXX	XXX	
0899999	Total authorized - affiliates			XXX	XXX	XXX	XXX	XXX	XXX	XXX	XXX	XXX	XXX	XXX	XXX	XXX	XXX	
06-0237820	Ace Prop & Cas Ins Co	XXX	XXX	XXX	XXX	XXX	XXX	XXX	XXX	XXX	XXX	XXX	XXX	XXX	XXX	XXX	XXX	
13-3031176	Partner Reins Co Of The Us	XXX	XXX	XXX	XXX	XXX	XXX	XXX	XXX	XXX	XXX	XXX	XXX	XXX	XXX	XXX	XXX	
95-3187355	Allianz Global Risks Us Ins Co	XXX	XXX	XXX	XXX	XXX	XXX	XXX	XXX	XXX	XXX	XXX	XXX	XXX	XXX	XXX	XXX	
06-1182357	Allied World Ins Co	XXX	XXX	XXX	XXX	XXX	XXX	XXX	XXX	XXX	XXX	XXX	XXX	XXX	XXX	XXX	XXX	
36-0719665	Allstate Ins Co	XXX	XXX	XXX	XXX	XXX	XXX	XXX	XXX	XXX	XXX	XXX	XXX	XXX	XXX	XXX	XXX	
13-4924125	Munich Reins Amer Inc	XXX	XXX	XXX	XXX	XXX	XXX	XXX	XXX	XXX	XXX	XXX	XXX	XXX	XXX	XXX	XXX	
38-0829210	Amerisure Mut Ins Co	XXX	XXX	XXX	XXX	XXX	XXX	XXX	XXX	XXX	XXX	XXX	XXX	XXX	XXX	XXX	XXX	
06-1430254	Arch Reins Co	XXX	XXX	XXX	XXX	XXX	XXX	XXX	XXX	XXX	XXX	XXX	XXX	XXX	XXX	XXX	XXX	
51-0434766	Axis Reins Co	XXX	XXX	XXX	XXX	XXX	XXX	XXX	XXX	XXX	XXX	XXX	XXX	XXX	XXX	XXX	XXX	
47-0574325	Berkley Ins Co	XXX	XXX	XXX	XXX	XXX	XXX	XXX	XXX	XXX	XXX	XXX	XXX	XXX	XXX	XXX	XXX	
94-1517098	Tig Ins Co	XXX	XXX	XXX	XXX	XXX	XXX	XXX	XXX	XXX	XXX	XXX	XXX	XXX	XXX	XXX	XXX	
13-2673100	General Reins Corp	XXX	XXX	XXX	XXX	XXX	XXX	XXX	XXX	XXX	XXX	XXX	XXX	XXX	XXX	XXX	XXX	
36-2114545	Continental Cas Co	XXX	XXX	XXX	XXX	XXX	XXX	XXX	XXX	XXX	XXX	XXX	XXX	XXX	XXX	XXX	XXX	
38-2145898	Dorinco Reins Co	XXX	XXX	XXX	XXX	XXX	XXX	XXX	XXX	XXX	XXX	XXX	XXX	XXX	XXX	XXX	XXX	
39-0264050	Employers Ins Co Of Wausau	XXX	XXX	XXX	XXX	XXX	XXX	XXX	XXX	XXX	XXX	XXX	XXX	XXX	XXX	XXX	XXX	
42-0234980	Employers Mut Cas Co	XXX	XXX	XXX	XXX	XXX	XXX	XXX	XXX	XXX	XXX	XXX	XXX	XXX	XXX	XXX	XXX	
35-2293075	Endurance Assur Corp	XXX	XXX	XXX	XXX	XXX	XXX	XXX	XXX	XXX	XXX	XXX	XXX	XXX	XXX	XXX	XXX	
36-2950161	Evanston Ins Co	XXX	XXX	XXX	XXX	XXX	XXX	XXX	XXX	XXX	XXX	XXX	XXX	XXX	XXX	XXX	XXX	
22-2005057	Everest Reins Co	XXX	XXX	XXX	XXX	XXX	XXX	XXX	XXX	XXX	XXX	XXX	XXX	XXX	XXX	XXX	XXX	
05-0316605	Factory Mut Ins Co	XXX	XXX	XXX	XXX	XXX	XXX	XXX	XXX	XXX	XXX	XXX	XXX	XXX	XXX	XXX	XXX	
13-2673100	General Reins Corp	XXX	XXX	XXX	XXX	XXX	XXX	XXX	XXX	XXX	XXX	XXX	XXX	XXX	XXX	XXX	XXX	
13-3029255	General Security Natl Ins Co	XXX	XXX	XXX	XXX	XXX	XXX	XXX	XXX	XXX	XXX	XXX	XXX	XXX	XXX	XXX	XXX	
04-2482364	Metromile Ins Co	XXX	XXX	XXX	XXX	XXX	XXX	XXX	XXX	XXX	XXX	XXX	XXX	XXX	XXX	XXX	XXX	
13-6108721	Harco Natl Ins Co	XXX	XXX	XXX	XXX	XXX	XXX	XXX	XXX	XXX	XXX	XXX	XXX	XXX	XXX	XXX	XXX	
06-0384680	Hartford Steam Boil Inspec & Ins Co	XXX	XXX	XXX	XXX	XXX	XXX	XXX	XXX	XXX	XXX	XXX	XXX	XXX	XXX	XXX	XXX	
13-1675535	Swiss Reins Amer Corp	XXX	XXX	XXX	XXX	XXX	XXX	XXX	XXX	XXX	XXX	XXX	XXX	XXX	XXX	XXX	XXX	
04-1543470	Liberty Mut Ins Co	XXX	XXX	XXX	XXX	XXX	XXX	XXX	XXX	XXX	XXX	XXX	XXX	XXX	XXX	XXX	XXX	
06-1481194	Markel Global Reins Co	XXX	XXX	XXX	XXX	XXX	XXX	XXX	XXX	XXX	XXX	XXX	XXX	XXX	XXX	XXX	XXX	
13-4924125	Munich Reins Amer Inc	XXX	XXX	XXX	XXX	XXX	XXX	XXX	XXX	XXX	XXX	XXX	XXX	XXX	XXX	XXX	XXX	
13-3138390	Navigators Ins Co	XXX	XXX	XXX	XXX	XXX	XXX	XXX	XXX	XXX	XXX	XXX	XXX	XXX	XXX	XXX	XXX	
47-0698507	Odyssey Reins Co	XXX	XXX	XXX	XXX	XXX	XXX	XXX	XXX	XXX	XXX	XXX	XXX	XXX	XXX	XXX	XXX	
13-3031176	Partner Reins Co Of The Us	XXX	XXX	XXX	XXX	XXX	XXX	XXX	XXX	XXX	XXX	XXX	XXX	XXX	XXX	XXX	XXX	
23-1642962	Pennsylvania Manufacturers Assoc Ins	XXX	XXX	XXX	XXX	XXX	XXX	XXX	XXX	XXX	XXX	XXX	XXX	XXX	XXX	XXX	XXX	
52-1952955	Renaissance Reins Us Inc	XXX	XXX	XXX	XXX	XXX	XXX	XXX	XXX	XXX	XXX	XXX	XXX	XXX	XXX	XXX	XXX	
35-6021485	Protective Ins Co	XXX	XXX	XXX	XXX	XXX	XXX	XXX	XXX	XXX	XXX	XXX	XXX	XXX	XXX	XXX	XXX	
23-1641984	Qbe Reins Corp	XXX	XXX	XXX	XXX	XXX	XXX	XXX	XXX	XXX	XXX	XXX	XXX	XXX	XXX	XXX	XXX	
52-1952955	Renaissance Reins Us Inc	XXX	XXX	XXX	XXX	XXX	XXX	XXX	XXX	XXX	XXX	XXX	XXX	XXX	XXX	XXX	XXX	

ANNUAL STATEMENT FOR THE YEAR 2025 OF THE SCOTTSDALE INSURANCE COMPANY

SCHEDULE F - PART 3 (Continued)

Ceded Reinsurance as of December 31, Current Year (\$000 Omitted)
(Provision for Reinsurance for Certified Reinsurers)

ID Number From Col. 1	Name of Reinsurer From Col. 3	Provision for Certified Reinsurance													Complete if Col. 52 = "No"; Otherwise Enter 0			69 Provision for Overdue Reinsurance Ceded to Certified Reinsurers (Greater of [Col. 62 + Col. 65] or Col.68; not to Exceed Col. 63)
		54	55	56	57	58	59	60	61	62	63	64	65	66	67	68		
		Certified Reinsurer Rating (1 through 6)	Effective Date of Certified Reinsurer Rating	Percent Collateral Required for Full Credit (0% through 100%)	Catastrophe Recoverables Qualifying for Collateral Deferral	Net Recoverables Subject to Collateral Requirements for Full Credit (Col. 19 - Col. 57)	Dollar Amount of Collateral Required (Col. 56 * Col. 58)	Percent of Collateral Provided for Net Recoverables Subject to Collateral Requirements ([Col. 20 + Col. 21 + Col. 22] / Col. 58)	Percent Credit Allowed on Net Recoverables Subject to Collateral Requirements (Col. 60 / Col. 56, not to exceed 100%)	20% of Recoverable on Paid Losses & LAE Over 90 Days Past Due Amounts in Dispute (Col. 45 * 20%)	Amount of Credit Allowed for Net Recoverables (Col. 57 + [Col. 58 * Col. 61])	Provision for Reinsurance with Certified Reinsurers Due to Collateral Deficiency (Col. 19 - Col. 63)	20% of Recoverable on Paid Losses & LAE Over 90 Days Past Due Amounts Not in Dispute (Col. 47 * 20%)	Total Collateral Provided (Col. 20 + Col. 21 + Col. 24, not to Exceed Col. 63)	Net Unsecured Recoverable for Which Credit is Allowed (Col. 63 - Col. 66)	20% of Amount in Col. 67		
86-0274508	Repwest Ins Co	XXX	XXX	XXX	XXX	XXX	XXX	XXX	XXX	XXX	XXX	XXX	XXX	XXX	XXX	XXX	XXX	
75-1444207	Scor Reins Co	XXX	XXX	XXX	XXX	XXX	XXX	XXX	XXX	XXX	XXX	XXX	XXX	XXX	XXX	XXX	XXX	
13-2997499	Siriuspoint Amer Ins Co	XXX	XXX	XXX	XXX	XXX	XXX	XXX	XXX	XXX	XXX	XXX	XXX	XXX	XXX	XXX	XXX	
13-1675535	Swiss Reins Amer Corp	XXX	XXX	XXX	XXX	XXX	XXX	XXX	XXX	XXX	XXX	XXX	XXX	XXX	XXX	XXX	XXX	
02-0449082	Technology Ins Co Inc	XXX	XXX	XXX	XXX	XXX	XXX	XXX	XXX	XXX	XXX	XXX	XXX	XXX	XXX	XXX	XXX	
13-2918573	Toa Re Ins Co Of Amer	XXX	XXX	XXX	XXX	XXX	XXX	XXX	XXX	XXX	XXX	XXX	XXX	XXX	XXX	XXX	XXX	
13-4032666	Tokio Marine Amer Ins Co	XXX	XXX	XXX	XXX	XXX	XXX	XXX	XXX	XXX	XXX	XXX	XXX	XXX	XXX	XXX	XXX	
30-0703280	Renaissancere Europe Ag Us Branch	XXX	XXX	XXX	XXX	XXX	XXX	XXX	XXX	XXX	XXX	XXX	XXX	XXX	XXX	XXX	XXX	
47-0698507	Odyssey Reins Co	XXX	XXX	XXX	XXX	XXX	XXX	XXX	XXX	XXX	XXX	XXX	XXX	XXX	XXX	XXX	XXX	
13-5616275	Transatlantic Reins Co	XXX	XXX	XXX	XXX	XXX	XXX	XXX	XXX	XXX	XXX	XXX	XXX	XXX	XXX	XXX	XXX	
36-3186541	Virginia Surety Co Inc	XXX	XXX	XXX	XXX	XXX	XXX	XXX	XXX	XXX	XXX	XXX	XXX	XXX	XXX	XXX	XXX	
13-1290712	XI Reins Amer Inc	XXX	XXX	XXX	XXX	XXX	XXX	XXX	XXX	XXX	XXX	XXX	XXX	XXX	XXX	XXX	XXX	
0999999	Total authorized - other U.S. unaffiliated insurers	XXX	XXX	XXX	XXX	XXX	XXX	XXX	XXX	XXX	XXX	XXX	XXX	XXX	XXX	XXX	XXX	
AA-1120337	Aspen Ins Uk Ltd	XXX	XXX	XXX	XXX	XXX	XXX	XXX	XXX	XXX	XXX	XXX	XXX	XXX	XXX	XXX	XXX	
AA-3190600	Glencoe Ins Ltd	XXX	XXX	XXX	XXX	XXX	XXX	XXX	XXX	XXX	XXX	XXX	XXX	XXX	XXX	XXX	XXX	
AA-1340125	Hannover Rueck Se	XXX	XXX	XXX	XXX	XXX	XXX	XXX	XXX	XXX	XXX	XXX	XXX	XXX	XXX	XXX	XXX	
AA-1122000	Lloyd's Of London	XXX	XXX	XXX	XXX	XXX	XXX	XXX	XXX	XXX	XXX	XXX	XXX	XXX	XXX	XXX	XXX	
AA-1127003	Lloyd's Syndicate Number 1003	XXX	XXX	XXX	XXX	XXX	XXX	XXX	XXX	XXX	XXX	XXX	XXX	XXX	XXX	XXX	XXX	
AA-1127007	Lloyd's Syndicate Number 1007	XXX	XXX	XXX	XXX	XXX	XXX	XXX	XXX	XXX	XXX	XXX	XXX	XXX	XXX	XXX	XXX	
AA-1127027	Lloyd's Syndicate Number 1027	XXX	XXX	XXX	XXX	XXX	XXX	XXX	XXX	XXX	XXX	XXX	XXX	XXX	XXX	XXX	XXX	
AA-1127047	Lloyd's Syndicate Number 1047	XXX	XXX	XXX	XXX	XXX	XXX	XXX	XXX	XXX	XXX	XXX	XXX	XXX	XXX	XXX	XXX	
AA-1127084	Lloyd's Syndicate Number 1084	XXX	XXX	XXX	XXX	XXX	XXX	XXX	XXX	XXX	XXX	XXX	XXX	XXX	XXX	XXX	XXX	
AA-1127096	Lloyd's Syndicate Number 1096	XXX	XXX	XXX	XXX	XXX	XXX	XXX	XXX	XXX	XXX	XXX	XXX	XXX	XXX	XXX	XXX	
AA-1127141	Lloyd's Syndicate Number 1141	XXX	XXX	XXX	XXX	XXX	XXX	XXX	XXX	XXX	XXX	XXX	XXX	XXX	XXX	XXX	XXX	
AA-1127212	Lloyd's Syndicate Number 1212	XXX	XXX	XXX	XXX	XXX	XXX	XXX	XXX	XXX	XXX	XXX	XXX	XXX	XXX	XXX	XXX	
AA-1127215	Lloyd's Syndicate Number 1215	XXX	XXX	XXX	XXX	XXX	XXX	XXX	XXX	XXX	XXX	XXX	XXX	XXX	XXX	XXX	XXX	
AA-1126122	Lloyd's Syndicate Number 122	XXX	XXX	XXX	XXX	XXX	XXX	XXX	XXX	XXX	XXX	XXX	XXX	XXX	XXX	XXX	XXX	
AA-1126138	Lloyd's Syndicate Number 138	XXX	XXX	XXX	XXX	XXX	XXX	XXX	XXX	XXX	XXX	XXX	XXX	XXX	XXX	XXX	XXX	
AA-1127414	Lloyd's Syndicate Number 1414	XXX	XXX	XXX	XXX	XXX	XXX	XXX	XXX	XXX	XXX	XXX	XXX	XXX	XXX	XXX	XXX	
AA-1126183	Lloyd's Syndicate Number 183	XXX	XXX	XXX	XXX	XXX	XXX	XXX	XXX	XXX	XXX	XXX	XXX	XXX	XXX	XXX	XXX	
AA-1120096	Lloyd's Syndicate Number 1880	XXX	XXX	XXX	XXX	XXX	XXX	XXX	XXX	XXX	XXX	XXX	XXX	XXX	XXX	XXX	XXX	
AA-1127900	Lloyd's Syndicate Number 1900	XXX	XXX	XXX	XXX	XXX	XXX	XXX	XXX	XXX	XXX	XXX	XXX	XXX	XXX	XXX	XXX	
AA-1120124	Lloyd's Syndicate Number 1945	XXX	XXX	XXX	XXX	XXX	XXX	XXX	XXX	XXX	XXX	XXX	XXX	XXX	XXX	XXX	XXX	
AA-1128001	Lloyd's Syndicate Number 2001	XXX	XXX	XXX	XXX	XXX	XXX	XXX	XXX	XXX	XXX	XXX	XXX	XXX	XXX	XXX	XXX	
AA-1128003	Lloyd's Syndicate Number 2003	XXX	XXX	XXX	XXX	XXX	XXX	XXX	XXX	XXX	XXX	XXX	XXX	XXX	XXX	XXX	XXX	
AA-1120071	Lloyd's Syndicate Number 2007	XXX	XXX	XXX	XXX	XXX	XXX	XXX	XXX	XXX	XXX	XXX	XXX	XXX	XXX	XXX	XXX	
AA-1128020	Lloyd's Syndicate Number 2020	XXX	XXX	XXX	XXX	XXX	XXX	XXX	XXX	XXX	XXX	XXX	XXX	XXX	XXX	XXX	XXX	
AA-1126205	Lloyd's Syndicate Number 205	XXX	XXX	XXX	XXX	XXX	XXX	XXX	XXX	XXX	XXX	XXX	XXX	XXX	XXX	XXX	XXX	
AA-1126227	Lloyd's Syndicate Number 227	XXX	XXX	XXX	XXX	XXX	XXX	XXX	XXX	XXX	XXX	XXX	XXX	XXX	XXX	XXX	XXX	
AA-1128376	Lloyd's Syndicate Number 2376	XXX	XXX	XXX	XXX	XXX	XXX	XXX	XXX	XXX	XXX	XXX	XXX	XXX	XXX	XXX	XXX	
AA-1128623	Lloyd's Syndicate Number 2623	XXX	XXX	XXX	XXX	XXX	XXX	XXX	XXX	XXX	XXX	XXX	XXX	XXX	XXX	XXX	XXX	
AA-1128987	Lloyd's Syndicate Number 2987	XXX	XXX	XXX	XXX	XXX	XXX	XXX	XXX	XXX	XXX	XXX	XXX	XXX	XXX	XXX	XXX	

ANNUAL STATEMENT FOR THE YEAR 2025 OF THE SCOTTSDALE INSURANCE COMPANY

SCHEDULE F - PART 3 (Continued)

Ceded Reinsurance as of December 31, Current Year (\$000 Omitted)
(Provision for Reinsurance for Certified Reinsurers)

ID Number From Col. 1	Name of Reinsurer From Col. 3	Provision for Certified Reinsurance													Complete if Col. 52 = "No"; Otherwise Enter 0			69 Provision for Overdue Reinsurance Ceded to Certified Reinsurers (Greater of [Col. 62 + Col. 65] or Col.68; not to Exceed Col. 63)
		54	55	56	57	58	59	60	61	62	63	64	65	66	67	68		
		Certified Reinsurer Rating (1 through 6)	Effective Date of Certified Reinsurer Rating	Percent Collateral Required for Full Credit (0% through 100%)	Catastrophe Recoverables Qualifying for Collateral Deferral	Net Recoverables Subject to Collateral Requirements for Full Credit (Col. 19 - Col. 57)	Dollar Amount of Collateral Required (Col. 56 * Col. 58)	Percent of Collateral Provided for Net Recoverables Subject to Collateral Requirements ([Col. 20 + Col. 21 + Col. 22 + Col. 24] / Col. 58)	Percent Credit Allowed on Net Recoverables Subject to Collateral Requirements (Col. 60 / Col. 56, not to exceed 100%)	20% of Recoverable on Paid Losses & LAE Over 90 Days Past Due Amounts in Dispute (Col. 45 * 20%)	Amount of Credit Allowed for Net Recoverables (Col. 57 + [Col. 58 * Col. 61])	Provision for Reinsurance with Certified Reinsurers Due to Collateral Deficiency (Col. 19 - Col. 63)	20% of Recoverable on Paid Losses & LAE Over 90 Days Past Due Amounts Not in Dispute (Col. 47 * 20%)	Total Collateral Provided (Col. 20 + Col. 21 + Col. 24, not to Exceed Col. 63)	Net Unsecured Recoverable for Which Credit is Allowed (Col. 63 - Col. 66)	20% of Amount in Col. 67		
AA-1129000	Lloyd'S Syndicate Number 3000	XXX	XXX	XXX	XXX	XXX	XXX	XXX	XXX	XXX	XXX	XXX	XXX	XXX	XXX	XXX	XXX	
AA-1126314	Lloyd'S Syndicate Number 314	XXX	XXX	XXX	XXX	XXX	XXX	XXX	XXX	XXX	XXX	XXX	XXX	XXX	XXX	XXX	XXX	
AA-1126322	Lloyd'S Syndicate Number 322	XXX	XXX	XXX	XXX	XXX	XXX	XXX	XXX	XXX	XXX	XXX	XXX	XXX	XXX	XXX	XXX	
AA-1126033	Lloyd'S Syndicate Number 33	XXX	XXX	XXX	XXX	XXX	XXX	XXX	XXX	XXX	XXX	XXX	XXX	XXX	XXX	XXX	XXX	
AA-1126362	Lloyd'S Syndicate Number 362	XXX	XXX	XXX	XXX	XXX	XXX	XXX	XXX	XXX	XXX	XXX	XXX	XXX	XXX	XXX	XXX	
AA-1126376	Lloyd'S Syndicate Number 376	XXX	XXX	XXX	XXX	XXX	XXX	XXX	XXX	XXX	XXX	XXX	XXX	XXX	XXX	XXX	XXX	
AA-1126435	Lloyd'S Syndicate Number 435	XXX	XXX	XXX	XXX	XXX	XXX	XXX	XXX	XXX	XXX	XXX	XXX	XXX	XXX	XXX	XXX	
AA-1126506	Lloyd'S Syndicate Number 506	XXX	XXX	XXX	XXX	XXX	XXX	XXX	XXX	XXX	XXX	XXX	XXX	XXX	XXX	XXX	XXX	
AA-1126507	Lloyd'S Syndicate Number 507	XXX	XXX	XXX	XXX	XXX	XXX	XXX	XXX	XXX	XXX	XXX	XXX	XXX	XXX	XXX	XXX	
AA-1126051	Lloyd'S Syndicate Number 51	XXX	XXX	XXX	XXX	XXX	XXX	XXX	XXX	XXX	XXX	XXX	XXX	XXX	XXX	XXX	XXX	
AA-1126510	Lloyd'S Syndicate Number 510	XXX	XXX	XXX	XXX	XXX	XXX	XXX	XXX	XXX	XXX	XXX	XXX	XXX	XXX	XXX	XXX	
AA-1126529	Lloyd'S Syndicate Number 529	XXX	XXX	XXX	XXX	XXX	XXX	XXX	XXX	XXX	XXX	XXX	XXX	XXX	XXX	XXX	XXX	
AA-1120163	Lloyd'S Syndicate Number 5678	XXX	XXX	XXX	XXX	XXX	XXX	XXX	XXX	XXX	XXX	XXX	XXX	XXX	XXX	XXX	XXX	
AA-1126570	Lloyd'S Syndicate Number 570	XXX	XXX	XXX	XXX	XXX	XXX	XXX	XXX	XXX	XXX	XXX	XXX	XXX	XXX	XXX	XXX	
AA-1126623	Lloyd'S Syndicate Number 623	XXX	XXX	XXX	XXX	XXX	XXX	XXX	XXX	XXX	XXX	XXX	XXX	XXX	XXX	XXX	XXX	
AA-1126724	Lloyd'S Syndicate Number 724	XXX	XXX	XXX	XXX	XXX	XXX	XXX	XXX	XXX	XXX	XXX	XXX	XXX	XXX	XXX	XXX	
AA-1126780	Lloyd'S Syndicate Number 780	XXX	XXX	XXX	XXX	XXX	XXX	XXX	XXX	XXX	XXX	XXX	XXX	XXX	XXX	XXX	XXX	
AA-1126079	Lloyd'S Syndicate Number 79	XXX	XXX	XXX	XXX	XXX	XXX	XXX	XXX	XXX	XXX	XXX	XXX	XXX	XXX	XXX	XXX	
AA-1126990	Lloyd'S Syndicate Number 990	XXX	XXX	XXX	XXX	XXX	XXX	XXX	XXX	XXX	XXX	XXX	XXX	XXX	XXX	XXX	XXX	
AA-1126991	Lloyd'S Syndicate Number 991	XXX	XXX	XXX	XXX	XXX	XXX	XXX	XXX	XXX	XXX	XXX	XXX	XXX	XXX	XXX	XXX	
AA-3190829	Markel Bermuda Ltd	XXX	XXX	XXX	XXX	XXX	XXX	XXX	XXX	XXX	XXX	XXX	XXX	XXX	XXX	XXX	XXX	
AA-1121425	Markel Intl Ins Co Ltd	XXX	XXX	XXX	XXX	XXX	XXX	XXX	XXX	XXX	XXX	XXX	XXX	XXX	XXX	XXX	XXX	
AA-3194129	Montpelier Reins Ltd	XXX	XXX	XXX	XXX	XXX	XXX	XXX	XXX	XXX	XXX	XXX	XXX	XXX	XXX	XXX	XXX	
AA-3190339	Renaissance Reins Ltd	XXX	XXX	XXX	XXX	XXX	XXX	XXX	XXX	XXX	XXX	XXX	XXX	XXX	XXX	XXX	XXX	
AA-1460023	Renaissance Europe Ag	XXX	XXX	XXX	XXX	XXX	XXX	XXX	XXX	XXX	XXX	XXX	XXX	XXX	XXX	XXX	XXX	
AA-1121270	River Thames Ins Co Ltd	XXX	XXX	XXX	XXX	XXX	XXX	XXX	XXX	XXX	XXX	XXX	XXX	XXX	XXX	XXX	XXX	
AA-1460006	Validus Reins (Switzerland) Ltd	XXX	XXX	XXX	XXX	XXX	XXX	XXX	XXX	XXX	XXX	XXX	XXX	XXX	XXX	XXX	XXX	
1299999	Total authorized - other non-U.S. insurers			XXX	XXX	XXX	XXX	XXX	XXX	XXX	XXX	XXX	XXX	XXX	XXX	XXX	XXX	
1499999	Total authorized excluding Protected Cells (Sum of 0899999, 0999999, 1099999, 1199999 and 1299999)			XXX	XXX	XXX	XXX	XXX	XXX	XXX	XXX	XXX	XXX	XXX	XXX	XXX	XXX	
1899999	Total unauthorized - affiliates - U.S. non-pool			XXX	XXX	XXX	XXX	XXX	XXX	XXX	XXX	XXX	XXX	XXX	XXX	XXX	XXX	
2199999	Total unauthorized - affiliates - other (non-U.S.)			XXX	XXX	XXX	XXX	XXX	XXX	XXX	XXX	XXX	XXX	XXX	XXX	XXX	XXX	
2299999	Total unauthorized - affiliates			XXX	XXX	XXX	XXX	XXX	XXX	XXX	XXX	XXX	XXX	XXX	XXX	XXX	XXX	
54-1423096	Colony Ins Co	XXX	XXX	XXX	XXX	XXX	XXX	XXX	XXX	XXX	XXX	XXX	XXX	XXX	XXX	XXX	XXX	
37-1370035	Midwest Ins Co	XXX	XXX	XXX	XXX	XXX	XXX	XXX	XXX	XXX	XXX	XXX	XXX	XXX	XXX	XXX	XXX	
88-0510281	Nationsbuilders Ins Co	XXX	XXX	XXX	XXX	XXX	XXX	XXX	XXX	XXX	XXX	XXX	XXX	XXX	XXX	XXX	XXX	
59-2551669	Phoenix American Warranty Company	XXX	XXX	XXX	XXX	XXX	XXX	XXX	XXX	XXX	XXX	XXX	XXX	XXX	XXX	XXX	XXX	
00-0000000	Pollution Liability Insurance Association	XXX	XXX	XXX	XXX	XXX	XXX	XXX	XXX	XXX	XXX	XXX	XXX	XXX	XXX	XXX	XXX	
2399999	Total unauthorized - other U.S. unaffiliated insurers			XXX	XXX	XXX	XXX	XXX	XXX	XXX	XXX	XXX	XXX	XXX	XXX	XXX	XXX	
AA-3194128	Allied World Assurance Co Ltd	XXX	XXX	XXX	XXX	XXX	XXX	XXX	XXX	XXX	XXX	XXX	XXX	XXX	XXX	XXX	XXX	
AA-3190010	Ancon Ins Co Sa	XXX	XXX	XXX	XXX	XXX	XXX	XXX	XXX	XXX	XXX	XXX	XXX	XXX	XXX	XXX	XXX	

ANNUAL STATEMENT FOR THE YEAR 2025 OF THE SCOTTSDALE INSURANCE COMPANY

SCHEDULE F - PART 3 (Continued)

Ceded Reinsurance as of December 31, Current Year (\$000 Omitted)
(Provision for Reinsurance for Certified Reinsurers)

ID Number From Col. 1	Name of Reinsurer From Col. 3	Provision for Certified Reinsurance													Complete if Col. 52 = "No"; Otherwise Enter 0			69 Provision for Overdue Reinsurance Ceded to Certified Reinsurers (Greater of [Col. 62 + Col. 65] or Col.68; not to Exceed Col. 63)
		54	55	56	57	58	59	60	61	62	63	64	65	66	67	68		
		Certified Reinsurer Rating (1 through 6)	Effective Date of Certified Reinsurer Rating	Percent Collateral Required for Full Credit (0% through 100%)	Catastrophe Recoverables Qualifying for Collateral Deferral	Net Recoverables Subject to Collateral Requirements for Full Credit (Col. 19 - Col. 57)	Dollar Amount of Collateral Required (Col. 56 * Col. 58)	Percent of Collateral Provided for Net Recoverables Subject to Collateral Requirements ([Col. 20 + Col. 21 + Col. 22 + Col. 24] / Col. 58)	Percent Credit Allowed on Net Recoverables Subject to Collateral Requirements (Col. 60 / Col. 56, not to exceed 100%)	20% of Recoverable on Paid Losses & LAE Over 90 Days Past Due Amounts in Dispute (Col. 45 * 20%)	Amount of Credit Allowed for Net Recoverables (Col. 57 + [Col. 58 * Col. 61])	Provision for Reinsurance with Certified Reinsurers Due to Collateral Deficiency (Col. 19 - Col. 63)	20% of Recoverable on Paid Losses & LAE Over 90 Days Past Due Amounts Not in Dispute (Col. 47 * 20%)	Total Collateral Provided (Col. 20 + Col. 21 + Col. 24, not to Exceed Col. 63)	Net Unsecured Recoverable for Which Credit is Allowed (Col. 63 - Col. 66)	20% of Amount in Col. 67		
AA-3190490	Bateleur Ins Co (Bermuda) Ltd	XXX	XXX	XXX	XXX	XXX	XXX	XXX	XXX	XXX	XXX	XXX	XXX	XXX	XXX	XXX	XXX	
AA-3190795	Catalina Safety Reins Ltd	XXX	XXX	XXX	XXX	XXX	XXX	XXX	XXX	XXX	XXX	XXX	XXX	XXX	XXX	XXX	XXX	
AA-3194161	Catlin Ins Co Ltd	XXX	XXX	XXX	XXX	XXX	XXX	XXX	XXX	XXX	XXX	XXX	XXX	XXX	XXX	XXX	XXX	
AA-1340085	E S Rueckversicherungs Aktiengesellschaft	XXX	XXX	XXX	XXX	XXX	XXX	XXX	XXX	XXX	XXX	XXX	XXX	XXX	XXX	XXX	XXX	
AA-3190060	Hannover Re (Bermuda) Ltd	XXX	XXX	XXX	XXX	XXX	XXX	XXX	XXX	XXX	XXX	XXX	XXX	XXX	XXX	XXX	XXX	
AA-1460080	Helvetia Schweizerische Versicherungs	XXX	XXX	XXX	XXX	XXX	XXX	XXX	XXX	XXX	XXX	XXX	XXX	XXX	XXX	XXX	XXX	
AA-5420050	Korean Reins Co	XXX	XXX	XXX	XXX	XXX	XXX	XXX	XXX	XXX	XXX	XXX	XXX	XXX	XXX	XXX	XXX	
AA-1340165	Munchener Ruckversicherungs Gesellschaft	XXX	XXX	XXX	XXX	XXX	XXX	XXX	XXX	XXX	XXX	XXX	XXX	XXX	XXX	XXX	XXX	
AA-1780070	Obe Reins (Europe) Ltd	XXX	XXX	XXX	XXX	XXX	XXX	XXX	XXX	XXX	XXX	XXX	XXX	XXX	XXX	XXX	XXX	
AA-1120145	Obe Reins (Uk) Ltd	XXX	XXX	XXX	XXX	XXX	XXX	XXX	XXX	XXX	XXX	XXX	XXX	XXX	XXX	XXX	XXX	
AA-1460023	Renaissancere Europe Ag	XXX	XXX	XXX	XXX	XXX	XXX	XXX	XXX	XXX	XXX	XXX	XXX	XXX	XXX	XXX	XXX	
AA-1560735	Royal & Sun Alliance Ins Co Of Canada	XXX	XXX	XXX	XXX	XXX	XXX	XXX	XXX	XXX	XXX	XXX	XXX	XXX	XXX	XXX	XXX	
AA-1464100	Scor Switzerland Ltd	XXX	XXX	XXX	XXX	XXX	XXX	XXX	XXX	XXX	XXX	XXX	XXX	XXX	XXX	XXX	XXX	
AA-1460146	Swiss Reins Co	XXX	XXX	XXX	XXX	XXX	XXX	XXX	XXX	XXX	XXX	XXX	XXX	XXX	XXX	XXX	XXX	
AA-1460190	Zurich Ins Co Ltd	XXX	XXX	XXX	XXX	XXX	XXX	XXX	XXX	XXX	XXX	XXX	XXX	XXX	XXX	XXX	XXX	
AA-1120001	Zurich Specialties London Ltd	XXX	XXX	XXX	XXX	XXX	XXX	XXX	XXX	XXX	XXX	XXX	XXX	XXX	XXX	XXX	XXX	
2699999	Total unauthorized - other non-U.S. insurers			XXX	XXX	XXX	XXX	XXX	XXX	XXX	XXX	XXX	XXX	XXX	XXX	XXX	XXX	
2899999	Total unauthorized excluding Protected Cells (Sum of 2299999, 2399999, 2499999, 2599999 and 2699999)			XXX	XXX	XXX	XXX	XXX	XXX	XXX	XXX	XXX	XXX	XXX	XXX	XXX	XXX	
3299999	Total certified - affiliates - U.S. non-pool			XXX				XXX	XXX									
3599999	Total certified - affiliates - other (non-U.S.)			XXX				XXX	XXX									
3699999	Total certified - affiliates			XXX				XXX	XXX									
4299999	Total certified excluding Protected Cells (Sum of 3699999, 3799999, 3899999, 3999999 and 4099999)			XXX				XXX	XXX									
4699999	Total reciprocal jurisdiction - affiliates - U.S. non-pool			XXX	XXX	XXX	XXX	XXX	XXX	XXX	XXX	XXX	XXX	XXX	XXX	XXX	XXX	
4999999	Total reciprocal jurisdiction - affiliates - other (non-U.S.)			XXX	XXX	XXX	XXX	XXX	XXX	XXX	XXX	XXX	XXX	XXX	XXX	XXX	XXX	
5099999	Total reciprocal jurisdiction - affiliates			XXX	XXX	XXX	XXX	XXX	XXX	XXX	XXX	XXX	XXX	XXX	XXX	XXX	XXX	
5699999	Total reciprocal jurisdiction excluding Protected Cells (Sum of 5099999, 5199999, 5299999, 5399999 and 5499999)			XXX	XXX	XXX	XXX	XXX	XXX	XXX	XXX	XXX	XXX	XXX	XXX	XXX	XXX	
5799999	Total authorized, unauthorized, reciprocal jurisdiction and certified excluding Protected Cells (Sum of 1499999, 2899999, 4299999 and 5699999)			XXX				XXX	XXX									
5899999	Total Protected Cells (Sum of 1399999, 2799999, 4199999 and 5599999)			XXX				XXX	XXX									
9999999	Totals			XXX				XXX	XXX									

ANNUAL STATEMENT FOR THE YEAR 2025 OF THE SCOTTSDALE INSURANCE COMPANY

SCHEDULE F - PART 3 (Continued)

Ceded Reinsurance as of December 31, Current Year (\$000 Omitted)
(Total Provision for Reinsurance)

ID Number From Col. 1	Name of Reinsurer From Col. 3	70 20% of Recoverable on Paid Losses & LAE Over 90 Days past Due Amounts Not in Dispute (Col. 47 * 20%)	Provision for Unauthorized Reinsurance		Provision for Overdue Authorized and Reciprocal Jurisdiction Reinsurance		Total Provision for Reinsurance				
			71	72	73	74	75	76	77	78	
			Provision for Reinsurance with Unauthorized Reinsurers Due to Collateral Deficiency (Col. 26)	Provision for Overdue Reinsurance from Unauthorized Reinsurers and Amounts in Dispute (Col. 70 + 20% of the Amount in Col. 16)	Complete if Col. 52 = "Yes"; Otherwise Enter 0 20% of Recoverable on Paid Losses & LAE Over 90 Days Past Due Amounts Not in Dispute + 20% of Amounts in Dispute ([Col. 47 * 20%] + [Col. 45 * 20%])	Complete if Col. 52 = "No"; Otherwise Enter 0 Greater of 20% of Net Recoverable Net of Funds Held & Collateral, or 20% of Recoverable on Paid Losses & LAE Over 90 Days Past Due (Greater of Col. 26 * 20% or Cols. [40 + 41] * 20%)	Provision for Amounts Ceded to Authorized and Reciprocal Reinsurers (Cols. 73 + 74)	Provision for Amounts Ceded to Unauthorized Reinsurers (Cols. 71 + 72 Not in Excess of Col. 15)	Provision for Amounts Ceded to Certified Reinsurers (Cols. 64 + 69)	Total Provision for Reinsurance (Cols. 75 + 76 + 77)	
31-4177100	Nationwide Mutual Insurance Company		XXX	XXX					XXX	XXX	
0199999	Total authorized - affiliates - U.S. intercompany pooling		XXX	XXX					XXX	XXX	
0499999	Total authorized - affiliates - U.S. non-pool		XXX	XXX					XXX	XXX	
0799999	Total authorized - affiliates - other (non-U.S.)		XXX	XXX					XXX	XXX	
0899999	Total authorized - affiliates		XXX	XXX					XXX	XXX	
06-0237820	Ace Prop & Cas Ins Co		XXX	XXX					XXX	XXX	
13-3031176	Partner Reins Co Of The Us	89	XXX	XXX			335	335	XXX	XXX	335
95-3187355	Allianz Global Risks Us Ins Co		XXX	XXX					XXX	XXX	
06-1182357	Allied World Ins Co		XXX	XXX					XXX	XXX	
36-0719665	Allstate Ins Co		XXX	XXX					XXX	XXX	
13-4924125	Munich Reins Amer Inc		XXX	XXX					XXX	XXX	
38-0829210	Amerisure Mut Ins Co		XXX	XXX					XXX	XXX	
06-1430254	Arch Reins Co	29	XXX	XXX			451	451	XXX	XXX	451
51-0434766	Axis Reins Co		XXX	XXX					XXX	XXX	
47-0574325	Berkley Ins Co		XXX	XXX					XXX	XXX	
94-1517098	Tig Ins Co		XXX	XXX					XXX	XXX	
13-2673100	General Reins Corp		XXX	XXX					XXX	XXX	
36-2114545	Continental Cas Co		XXX	XXX					XXX	XXX	
38-2145898	Dorinco Reins Co		XXX	XXX					XXX	XXX	
39-0264050	Employers Ins Co Of Wausau		XXX	XXX					XXX	XXX	
42-0234980	Employers Mut Cas Co		XXX	XXX					XXX	XXX	
35-2293075	Endurance Assur Corp	32	XXX	XXX	32			32	XXX	XXX	32
36-2950161	Evanston Ins Co		XXX	XXX					XXX	XXX	
22-2005057	Everest Reins Co	2	XXX	XXX	2			2	XXX	XXX	2
05-0316605	Factory Mut Ins Co		XXX	XXX					XXX	XXX	
13-2673100	General Reins Corp	22	XXX	XXX	22			22	XXX	XXX	22
13-3029255	General Security Natl Ins Co		XXX	XXX					XXX	XXX	
04-2482364	Metromile Ins Co		XXX	XXX					XXX	XXX	
13-6108721	Harco Natl Ins Co		XXX	XXX					XXX	XXX	
06-0384680	Hartford Steam Boil Inspec & Ins Co		XXX	XXX					XXX	XXX	
13-1675535	Swiss Reins Amer Corp		XXX	XXX					XXX	XXX	
04-1543470	Liberty Mut Ins Co		XXX	XXX					XXX	XXX	
06-1481194	Markel Global Reins Co		XXX	XXX					XXX	XXX	
13-4924125	Munich Reins Amer Inc		XXX	XXX					XXX	XXX	
13-3138390	Navigators Ins Co		XXX	XXX					XXX	XXX	
47-0698507	Odyssey Reins Co	72	XXX	XXX	72			72	XXX	XXX	72
13-3031176	Partner Reins Co Of The Us		XXX	XXX					XXX	XXX	
23-1642962	Pennsylvania Manufacturers Assoc Ins		XXX	XXX					XXX	XXX	
52-1952955	Renaissance Reins Us Inc	3	XXX	XXX	3			3	XXX	XXX	3
35-6021485	Protective Ins Co		XXX	XXX					XXX	XXX	

ANNUAL STATEMENT FOR THE YEAR 2025 OF THE SCOTTSDALE INSURANCE COMPANY

SCHEDULE F - PART 3 (Continued)

Ceded Reinsurance as of December 31, Current Year (\$000 Omitted)
(Total Provision for Reinsurance)

ID Number From Col. 1	Name of Reinsurer From Col. 3	70 20% of Recoverable on Paid Losses & LAE Over 90 Days past Due Amounts Not in Dispute (Col. 47 * 20%)	Provision for Unauthorized Reinsurance		Provision for Overdue Authorized and Reciprocal Jurisdiction Reinsurance		Total Provision for Reinsurance				
			71	72	73	74	75	76	77	78	
			Provision for Reinsurance with Unauthorized Reinsurers Due to Collateral Deficiency (Col. 26)	Provision for Overdue Reinsurance from Unauthorized Reinsurers and Amounts in Dispute (Col. 70 + 20% of the Amount in Col. 16)	Complete if Col. 52 = "Yes"; Otherwise Enter 0	Complete if Col. 52 = "No"; Otherwise Enter 0	Provision for Amounts Ceded to Authorized and Reciprocal Reinsurers (Cols. 73 + 74)	Provision for Amounts Ceded to Unauthorized Reinsurers (Cols. 71 + 72 Not in Excess of Col. 15)	Provision for Amounts Ceded to Certified Reinsurers (Cols. 64 + 69)	Total Provision for Reinsurance (Cols. 75 + 76 + 77)	
23-1641984 ..	Qbe Reins Corp		XXX	XXX					XXX	XXX	
52-1952955 ..	Renaissance Reins Us Inc	4	XXX	XXX	4			4	XXX	XXX	4
86-0274508 ..	Repwest Ins Co		XXX	XXX					XXX	XXX	
75-1444207 ..	Scor Reins Co	120	XXX	XXX	120			120	XXX	XXX	120
13-2997499 ..	Siriuspoint Amer Ins Co		XXX	XXX					XXX	XXX	
13-1675535 ..	Swiss Reins Amer Corp	83	XXX	XXX	83			83	XXX	XXX	83
02-0449082 ..	Technology Ins Co Inc		XXX	XXX					XXX	XXX	
13-2918573 ..	Toa Re Ins Co Of Amer	51	XXX	XXX	51			51	XXX	XXX	51
13-4032666 ..	Tokio Marine Amer Ins Co		XXX	XXX					XXX	XXX	
30-0703280 ..	Renaissancere Europe Ag Us Branch	18	XXX	XXX	18			18	XXX	XXX	18
47-0698507 ..	Odyssey Reins Co		XXX	XXX					XXX	XXX	
13-5616275 ..	Transatlantic Reins Co		XXX	XXX	57			57	XXX	XXX	57
36-3186541 ..	Virginia Surety Co Inc		XXX	XXX					XXX	XXX	
13-1290712 ..	XI Reins Amer Inc		XXX	XXX					XXX	XXX	
0999999	Total authorized - other U.S. unaffiliated insurers	524	XXX	XXX	463	786	1,250	XXX	XXX	1,250	
AA-1120337 ..	Aspen Ins Uk Ltd	11	XXX	XXX		387	387	XXX	XXX	387	
AA-3190600 ..	Glencoe Ins Ltd		XXX	XXX					XXX	XXX	
AA-1340125 ..	Hannover Rueck Se		XXX	XXX					XXX	XXX	
AA-1122000 ..	Lloyd's Of London		XXX	XXX					XXX	XXX	
AA-1127003 ..	Lloyd's Syndicate Number 1003		XXX	XXX					XXX	XXX	
AA-1127007 ..	Lloyd's Syndicate Number 1007		XXX	XXX					XXX	XXX	
AA-1127027 ..	Lloyd's Syndicate Number 1027		XXX	XXX					XXX	XXX	
AA-1127047 ..	Lloyd's Syndicate Number 1047		XXX	XXX					XXX	XXX	
AA-1127084 ..	Lloyd's Syndicate Number 1084		XXX	XXX					XXX	XXX	
AA-1127096 ..	Lloyd's Syndicate Number 1096		XXX	XXX					XXX	XXX	
AA-1127141 ..	Lloyd's Syndicate Number 1141		XXX	XXX					XXX	XXX	
AA-1127212 ..	Lloyd's Syndicate Number 1212		XXX	XXX					XXX	XXX	
AA-1127215 ..	Lloyd's Syndicate Number 1215		XXX	XXX					XXX	XXX	
AA-1126122 ..	Lloyd's Syndicate Number 122		XXX	XXX					XXX	XXX	
AA-1126138 ..	Lloyd's Syndicate Number 138		XXX	XXX					XXX	XXX	
AA-1127414 ..	Lloyd's Syndicate Number 1414		XXX	XXX					XXX	XXX	
AA-1126183 ..	Lloyd's Syndicate Number 183		XXX	XXX					XXX	XXX	
AA-1120096 ..	Lloyd's Syndicate Number 1880		XXX	XXX					XXX	XXX	
AA-1127900 ..	Lloyd's Syndicate Number 1900		XXX	XXX					XXX	XXX	
AA-1120124 ..	Lloyd's Syndicate Number 1945		XXX	XXX					XXX	XXX	
AA-1128001 ..	Lloyd's Syndicate Number 2001		XXX	XXX					XXX	XXX	
AA-1128003 ..	Lloyd's Syndicate Number 2003		XXX	XXX					XXX	XXX	
AA-1120071 ..	Lloyd's Syndicate Number 2007		XXX	XXX					XXX	XXX	
AA-1128020 ..	Lloyd's Syndicate Number 2020		XXX	XXX					XXX	XXX	
AA-1126205 ..	Lloyd's Syndicate Number 205		XXX	XXX					XXX	XXX	
AA-1126227 ..	Lloyd's Syndicate Number 227		XXX	XXX					XXX	XXX	

ANNUAL STATEMENT FOR THE YEAR 2025 OF THE SCOTTSDALE INSURANCE COMPANY

SCHEDULE F - PART 3 (Continued)

Ceded Reinsurance as of December 31, Current Year (\$000 Omitted)
(Total Provision for Reinsurance)

ID Number From Col. 1	Name of Reinsurer From Col. 3	70 20% of Recoverable on Paid Losses & LAE Over 90 Days past Due Amounts Not in Dispute (Col. 47 * 20%)	Provision for Unauthorized Reinsurance		Provision for Overdue Authorized and Reciprocal Jurisdiction Reinsurance		Total Provision for Reinsurance			
			71	72	73	74	75	76	77	78
			Provision for Reinsurance with Unauthorized Reinsurers Due to Collateral Deficiency (Col. 26)	Provision for Overdue Reinsurance from Unauthorized Reinsurers and Amounts in Dispute (Col. 70 + 20% of the Amount in Col. 16)	Complete if Col. 52 = "Yes"; Otherwise Enter 0	Complete if Col. 52 = "No"; Otherwise Enter 0	Provision for Amounts Ceded to Authorized and Reciprocal Jurisdiction Reinsurers (Cols. 73 + 74)	Provision for Amounts Ceded to Unauthorized Reinsurers (Cols. 71 + 72 Not in Excess of Col. 15)	Provision for Amounts Ceded to Certified Reinsurers (Cols. 64 + 69)	Total Provision for Reinsurance (Cols. 75 + 76 + 77)
AA-1128376	Lloyd'S Syndicate Number 2376	XXX	XXX					XXX	XXX	
AA-1128623	Lloyd'S Syndicate Number 2623	XXX	XXX					XXX	XXX	
AA-1128987	Lloyd'S Syndicate Number 2987	XXX	XXX					XXX	XXX	
AA-1129000	Lloyd'S Syndicate Number 3000	XXX	XXX					XXX	XXX	
AA-1126314	Lloyd'S Syndicate Number 314	XXX	XXX					XXX	XXX	
AA-1126322	Lloyd'S Syndicate Number 322	XXX	XXX					XXX	XXX	
AA-1126033	Lloyd'S Syndicate Number 33	XXX	XXX					XXX	XXX	
AA-1126362	Lloyd'S Syndicate Number 362	XXX	XXX					XXX	XXX	
AA-1126376	Lloyd'S Syndicate Number 376	XXX	XXX					XXX	XXX	
AA-1126435	Lloyd'S Syndicate Number 435	XXX	XXX					XXX	XXX	
AA-1126506	Lloyd'S Syndicate Number 506	XXX	XXX					XXX	XXX	
AA-1126507	Lloyd'S Syndicate Number 507	XXX	XXX					XXX	XXX	
AA-1126051	Lloyd'S Syndicate Number 51	XXX	XXX					XXX	XXX	
AA-1126510	Lloyd'S Syndicate Number 510	XXX	XXX					XXX	XXX	
AA-1126529	Lloyd'S Syndicate Number 529	XXX	XXX					XXX	XXX	
AA-1120163	Lloyd'S Syndicate Number 5678	XXX	XXX					XXX	XXX	
AA-1126570	Lloyd'S Syndicate Number 570	XXX	XXX					XXX	XXX	
AA-1126623	Lloyd'S Syndicate Number 623	XXX	XXX					XXX	XXX	
AA-1126724	Lloyd'S Syndicate Number 724	XXX	XXX					XXX	XXX	
AA-1126780	Lloyd'S Syndicate Number 780	XXX	XXX					XXX	XXX	
AA-1126079	Lloyd'S Syndicate Number 79	XXX	XXX					XXX	XXX	
AA-1126990	Lloyd'S Syndicate Number 990	XXX	XXX					XXX	XXX	
AA-1126991	Lloyd'S Syndicate Number 991	XXX	XXX					XXX	XXX	
AA-3190829	Markel Bermuda Ltd	XXX	XXX					XXX	XXX	
AA-1121425	Markel Intl Ins Co Ltd	XXX	XXX					XXX	XXX	
AA-3194129	Montpelier Reins Ltd	XXX	XXX					XXX	XXX	
AA-3190339	Renaissance Reins Ltd	XXX	XXX					XXX	XXX	
AA-1460023	Renaissancere Europe Ag	XXX	XXX					XXX	XXX	
AA-1121270	River Thames Ins Co Ltd	XXX	XXX					XXX	XXX	
AA-1460006	Validus Reins (Switzerland) Ltd	26	XXX	26	XXX	26	XXX	26	XXX	26
1299999	Total authorized - other non-U.S. insurers	36	XXX	26	XXX	387	413	XXX	XXX	413
1499999	Total authorized excluding Protected Cells (Sum of 0899999, 0999999, 1099999, 1199999 and 1299999)	561	XXX	489	1,173	1,662	XXX	XXX	1,662	
1899999	Total unauthorized - affiliates - U.S. non-pool			XXX	XXX	XXX	XXX		XXX	
2199999	Total unauthorized - affiliates - other (non-U.S.)			XXX	XXX	XXX	XXX		XXX	
2299999	Total unauthorized - affiliates			XXX	XXX	XXX	XXX		XXX	
54-1423096	Colony Ins Co		1	XXX	XXX	XXX	1	XXX	1	
37-1370035	Midwest Ins Co			XXX	XXX	XXX		XXX		
88-0510281	Nationsbuilders Ins Co			XXX	XXX	XXX		XXX		
59-2551669	Phoenix American Warranty Company		626	XXX	XXX	XXX	626	XXX	626	

ANNUAL STATEMENT FOR THE YEAR 2025 OF THE SCOTTSDALE INSURANCE COMPANY

SCHEDULE F - PART 3 (Continued)

Ceded Reinsurance as of December 31, Current Year (\$000 Omitted)
(Total Provision for Reinsurance)

ID Number From Col. 1	Name of Reinsurer From Col. 3	70 20% of Recoverable on Paid Losses & LAE Over 90 Days past Due Amounts Not in Dispute (Col. 47 * 20%)	Provision for Unauthorized Reinsurance		Provision for Overdue Authorized and Reciprocal Jurisdiction Reinsurance		Total Provision for Reinsurance			
			71	72	73	74	75	76	77	78
			Provision for Reinsurance with Unauthorized Reinsurers Due to Collateral Deficiency (Col. 26)	Provision for Overdue Reinsurance from Unauthorized Reinsurers and Amounts in Dispute (Col. 70 + 20% of the Amount in Col. 16)	Complete if Col. 52 = "Yes"; Otherwise Enter 0	Complete if Col. 52 = "No"; Otherwise Enter 0	Provision for Amounts Ceded to Authorized and Reciprocal Reinsurers (Cols. 73 + 74)	Provision for Amounts Ceded to Unauthorized Reinsurers (Cols. 71 + 72 Not in Excess of Col. 15)	Provision for Amounts Ceded to Certified Reinsurers (Cols. 64 + 69)	Total Provision for Reinsurance (Cols. 75 + 76 + 77)
00-000000	Pollution Liability Insurance Association		222		XXX	XXX	XXX	222	XXX	222
2399999	Total unauthorized - other U.S. unaffiliated insurers		849		XXX	XXX	XXX	849	XXX	849
AA-3194128	Allied World Assurance Co Ltd		4		XXX	XXX	XXX	4	XXX	4
AA-3190010	Ancon Ins Co Sa		63		XXX	XXX	XXX	63	XXX	63
AA-3190490	Bateleur Ins Co (Bermuda) Ltd		139		XXX	XXX	XXX	139	XXX	139
AA-3190795	Catalina Safety Reins Ltd				XXX	XXX	XXX		XXX	
AA-3194161	Catlin Ins Co Ltd				XXX	XXX	XXX		XXX	
AA-1340085	E S Rueckversicherungs Aktiengesellschaft				XXX	XXX	XXX		XXX	
AA-3190060	Hannover Re (Bermuda) Ltd				XXX	XXX	XXX		XXX	
AA-1460080	Helvetia Schweizerische Versicherungs		28		XXX	XXX	XXX	28	XXX	28
AA-5420050	Korean Reins Co				XXX	XXX	XXX		XXX	
AA-1340165	Munchener Ruckversicherungs Gesellschaft		2,256		XXX	XXX	XXX	2,256	XXX	2,256
AA-1780070	Qbe Reins (Europe) Ltd				XXX	XXX	XXX		XXX	
AA-1120145	Qbe Reins (Uk) Ltd				XXX	XXX	XXX		XXX	
AA-1460023	Renaissancere Europe Ag		55		XXX	XXX	XXX	55	XXX	55
AA-1560735	Royal & Sun Alliance Ins Co Of Canada				XXX	XXX	XXX		XXX	
AA-1464100	Scor Switzerland Ltd		3		XXX	XXX	XXX	3	XXX	3
AA-1460146	Swiss Reins Co				XXX	XXX	XXX		XXX	
AA-1460190	Zurich Ins Co Ltd				XXX	XXX	XXX		XXX	
AA-1120001	Zurich Specialties London Ltd				XXX	XXX	XXX		XXX	
2699999	Total unauthorized - other non-U.S. insurers		2,548		XXX	XXX	XXX	2,548	XXX	2,548
2899999	Total unauthorized excluding Protected Cells (Sum of 2299999, 2399999, 2499999, 2599999 and 2699999)		3,397		XXX	XXX	XXX	3,397	XXX	3,397
3299999	Total certified - affiliates - U.S. non-pool	XXX	XXX	XXX	XXX	XXX	XXX	XXX		
3599999	Total certified - affiliates - other (non-U.S.)	XXX	XXX	XXX	XXX	XXX	XXX	XXX		
3699999	Total certified - affiliates	XXX	XXX	XXX	XXX	XXX	XXX	XXX		
4299999	Total certified excluding Protected Cells (Sum of 3699999, 3799999, 3899999, 3999999 and 4099999)	XXX	XXX	XXX	XXX	XXX	XXX	XXX		
4699999	Total reciprocal jurisdiction - affiliates - U.S. non-pool		XXX	XXX				XXX	XXX	
4999999	Total reciprocal jurisdiction - affiliates - other (non-U.S.)		XXX	XXX				XXX	XXX	
5099999	Total reciprocal jurisdiction - affiliates		XXX	XXX				XXX	XXX	
5699999	Total reciprocal jurisdiction excluding Protected Cells (Sum of 5099999, 5199999, 5299999, 5399999 and 5499999)		XXX	XXX				XXX	XXX	
5799999	Total authorized, unauthorized, reciprocal jurisdiction and certified excluding Protected Cells (Sum of 1499999, 2899999, 4299999 and 5699999)	561	3,397		489	1,173	1,662	3,397		5,059
5899999	Total Protected Cells (Sum of 1399999, 2799999, 4199999 and 5599999)									
9999999	Totals	561	3,397		489	1,173	1,662	3,397		5,059

ANNUAL STATEMENT FOR THE YEAR 2025 OF THE SCOTTSDALE INSURANCE COMPANY

SCHEDULE F - PART 4

Issuing or Confirming Banks for Letters of Credit from Schedule F, Part 3 (\$000 Omitted)

1 Issuing or Confirming Bank Reference Number Used in Col. 23 of Sch F Part 3	2 Letters of Credit Code	3 American Bankers Association (ABA) Routing Number	4 Issuing or Confirming Bank Name	5 Letters of Credit Amount
0001	1	121042882	WELLS FARGO BANK, N.A.	1,000
0002	1	26009632	BANK OF TOKYO-MITSUBISHI UFJ LTD	450
0004	1	26004307	MIZUHO BANK, LTD. NEW YORK BRANCH	3,536
0005	1	67004764	CITIBANK, N.A. (CITICORP)	1,196
0008	1	71108559	BANK OF SPRINGFIELD	9,200
0009	1	91000022	U S BANK NATIONAL ASSOCIATION	199
0010	1	113024821	COMERICA BANK	10
0011	3	26009632	MUFG BANK LTD	86
0011	3	67004764	CITIBANK, N.A. (CITICORP)	738
0012	1	2600873	CREDIT AGRICOLE CORPORATE AND INVESTMENT BANK	63
0013	1	26008536	UNICREDIT BANK AG	183
0014	1	122041594	SUMITOMO MITSUI BANKING CORPORATION	6,415
0015	1	67004764	CITIBANK, N.A. (CITICORP)	26
0016	1	67004764	CITIBANK, N.A. (CITICORP)	5
0017	1	67004764	CITIBANK, N.A. (CITICORP)	7
Total				23,113

ANNUAL STATEMENT FOR THE YEAR 2025 OF THE SCOTTSDALE INSURANCE COMPANY

SCHEDULE F - PART 5

Interrogatories for Schedule F, Part 3 (000 Omitted)

A. Report the five largest provisional commission rates included in the cedant's reinsurance treaties. The commission rate to be reported is by contract with ceded premium in excess of \$50,000:

	1 <u>Name of Reinsurer</u>	2 <u>Commission Rate</u>	3 <u>Ceded Premium</u>
1.
2.
3.
4.
5.

B. Report the five largest reinsurance recoverables reported in Schedule F, Part 3, Column 15, due from any one reinsurer (based on the total recoverables, Schedule F, Part 3, Line 9999999, Column 15), the amount of ceded premium, and indicate whether the recoverables are due from an affiliated insurer.

	1 <u>Name of Reinsurer</u>	2 <u>Total Recoverables</u>	3 <u>Ceded Premiums</u>	4 <u>Affiliated</u>
6.	Nationwide Mutual Insurance Company	9,692,900	4,948,378	Yes [X] No []
7.	Munich Reins Amer Inc	47,220	33	Yes [] No [X]
8.	Markel Global Reins Co	42,463	179	Yes [] No [X]
9.	Endurance Assur Corp	27,885	98	Yes [] No [X]
10.	Transatlantic Reins Co	23,454	71	Yes [] No [X]

NOTE: Disclosure of the five largest provisional commission rates should exclude mandatory pools and joint underwriting associations.

ANNUAL STATEMENT FOR THE YEAR 2025 OF THE SCOTTSDALE INSURANCE COMPANY

SCHEDULE F - PART 6

Restatement of Balance Sheet to Identify Net Credit for Reinsurance

	1 As Reported (Net of Ceded)	2 Restatement Adjustments	3 Restated (Gross of Ceded)
ASSETS (Page 2, Col. 3)			
1. Cash and invested assets (Line 12)	242,300,256		242,300,256
2. Premiums and considerations (Line 15)	941,931,508		941,931,508
3. Reinsurance recoverable on loss and loss adjustment expense payments (Line 16.1)	250,021,495	(250,021,495)	
4. Funds held by or deposited with reinsured companies (Line 16.2)	967,276		967,276
5. Other assets	155,933,236	9,363,165	165,296,401
6. Net amount recoverable from reinsurers		8,803,850,126	8,803,850,126
7. Protected cell assets (Line 27)			
8. Totals (Line 28)	1,591,153,771	8,563,191,797	10,154,345,568
LIABILITIES (Page 3)			
9. Losses and loss adjustment expenses (Lines 1 through 3)	138,954,744	7,199,098,538	7,338,053,282
10. Taxes, expenses, and other obligations (Lines 4 through 8)	531,975	92,342,166	92,874,141
11. Unearned premiums (Line 9)		2,478,907,762	2,478,907,762
12. Advance premiums (Line 10)			
13. Dividends declared and unpaid (Line 11.1 and 11.2)			
14. Ceded reinsurance premiums payable (net of ceding commissions (Line 12)	1,201,130,598	(1,201,130,603)	(5)
15. Funds held by company under reinsurance treaties (Line 13)	967,276	(967,276)	
16. Amounts withheld or retained by company for account of others (Line 14)			
17. Provision for reinsurance (Line 16)	5,058,790	(5,058,790)	
18. Other liabilities	17,383,266		17,383,266
19. Total liabilities excluding protected cell business (Line 26)	1,364,026,649	8,563,191,797	9,927,218,445
20. Protected cell liabilities (Line 27)			
21. Surplus as regards policyholders (Line 37)	227,127,122	XXX	227,127,122
22. Totals (Line 38)	1,591,153,771	8,563,191,797	10,154,345,567

NOTE: Is the restatement of this exhibit the result of grossing up balances ceded to affiliates under 100 percent reinsurance or pooling arrangements? Yes [X] No []

If yes, give full explanation: See Notes to Financial Statements #26

ANNUAL STATEMENT FOR THE YEAR 2025 OF THE SCOTTSDALE INSURANCE COMPANY

SCHEDULE H - ACCIDENT AND HEALTH EXHIBIT
PART 1 - ANALYSIS OF UNDERWRITING OPERATIONS

	Total		Comprehensive (Hospital and Medical) Individual		Comprehensive (Hospital and Medical) Group		Medicare Supplement		Vision Only		Dental Only		Federal Employees Health Benefits Plan	
	1 Amount	2 %	3 Amount	4 %	5 Amount	6 %	7 Amount	8 %	9 Amount	10 %	11 Amount	12 %	13 Amount	14 %
1. Premiums written		XXX		XXX		XXX		XXX		XXX		XXX		XXX
2. Premiums earned		XXX		XXX		XXX		XXX		XXX		XXX		XXX
3. Incurred claims														
4. Cost containment expenses														
5. Incurred claims and cost containment expenses (Lines 3 and 4)														
6. Increase in contract reserves														
7. Commissions (a)														
8. Other general insurance expenses														
9. Taxes, licenses and fees														
10. Total other expenses incurred														
11. Aggregate write-ins for deductions														
12. Gain from underwriting before dividends or refunds														
13. Dividends or refunds														
14. Gain from underwriting after dividends or refunds														
DETAILS OF WRITE-INS														
1101.														
1102.														
1103.														
1198. Summary of remaining write-ins for Line 11 from overflow page														
1199. Totals (Lines 1101 through 1103 plus 1198)(Line 11 above)														

NONE

	Medicare Title XVIII		Medicaid Title XIX		Credit A&H		Disability Income		Long-Term Care		Other Health	
	15 Amount	16 %	17 Amount	18 %	19 Amount	20 %	21 Amount	22 %	23 Amount	24 %	25 Amount	26 %
1. Premiums written		XXX		XXX		XXX		XXX		XXX		XXX
2. Premiums earned		XXX		XXX		XXX		XXX		XXX		XXX
3. Incurred claims												
4. Cost containment expenses												
5. Incurred claims and cost containment expenses (Lines 3 and 4)												
6. Increase in contract reserves												
7. Commissions (a)												
8. Other general insurance expenses												
9. Taxes, licenses and fees												
10. Total other expenses incurred												
11. Aggregate write-ins for deductions												
12. Gain from underwriting before dividends or refunds												
13. Dividends or refunds												
14. Gain from underwriting after dividends or refunds												
DETAILS OF WRITE-INS												
1101.												
1102.												
1103.												
1198. Summary of remaining write-ins for Line 11 from overflow page												
1199. Totals (Lines 1101 through 1103 plus 1198)(Line 11 above)												

NONE

(a) Includes \$ reported as "Contract, membership and other fees retained by agents."

ANNUAL STATEMENT FOR THE YEAR 2025 OF THE SCOTTSDALE INSURANCE COMPANY
SCHEDULE H - ACCIDENT AND HEALTH EXHIBIT (Continued)

PART 2. - RESERVES AND LIABILITIES

	1	2	3	4	5	6	7	8	9	10	11	12	13
	Total	Comprehensive (Hospital and Medical) Individual	Comprehensive (Hospital and Medical) Group	Medicare Supplement	Vision Only	Dental Only	Federal Employees Health Benefits Plan	Medicare Title XVIII	Medicaid Title XIX	Credit A&H	Disability Income	Long-Term Care	Other Health
A. Premium Reserves:													
1. Unearned premiums													
2. Advance premiums													
3. Reserve for rate credits													
4. Total premium reserves, current year													
5. Total premium reserves, prior year													
6. Increase in total premium reserves													
B. Contract Reserves:													
1. Additional reserves (a)													
2. Reserve for future contingent benefits													
3. Total contract reserves, current year													
4. Total contract reserves, prior year													
5. Increase in contract reserves													
C. Claim Reserves and Liabilities:													
1. Total current year													
2. Total prior year													
3. Increase													

NONE

PART 3. - TEST OF PRIOR YEAR'S CLAIM RESERVES AND LIABILITIES

	1	2	3	4	5	6	7	8	9	10	11	12	13
	Total	Comprehensive (Hospital and Medical) Individual	Comprehensive (Hospital and Medical) Group	Medicare Supplement	Vision Only	Dental Only	Federal Employees Health Benefits Plan	Medicare Title XVIII	Medicaid Title XIX	Credit A&H	Disability Income	Long-Term Care	Other Health
1. Claims paid during the year:													
1.1 On claims incurred prior to current year													
1.2 On claims incurred during current year													
2. Claim reserves and liabilities, December 31, current year:													
2.1 On claims incurred prior to current year													
2.2 On claims incurred during current year													
3. Test:													
3.1 Lines 1.1 and 2.1													
3.2 Claim reserves and liabilities, December 31, prior year													
3.3 Line 3.1 minus Line 3.2													

NONE

PART 4. - REINSURANCE

	1	2	3	4	5	6	7	8	9	10	11	12	13
	Total	Comprehensive (Hospital and Medical) Individual	Comprehensive (Hospital and Medical) Group	Medicare Supplement	Vision Only	Dental Only	Federal Employees Health Benefits Plan	Medicare Title XVIII	Medicaid Title XIX	Credit A&H	Disability Income	Long-Term Care	Other Health
A. Reinsurance Assumed:													
1. Premiums written													
2. Premiums earned													
3. Incurred claims	(28,037)		(21,205)										(6,832)
4. Commissions													
B. Reinsurance Ceded:													
1. Premiums written													
2. Premiums earned													
3. Incurred claims	(28,037)		(21,205)										(6,832)
4. Commissions													

(a) Includes \$ premium deficiency reserve.

ANNUAL STATEMENT FOR THE YEAR 2025 OF THE SCOTTSDALE INSURANCE COMPANY

SCHEDULE H - PART 5 - HEALTH CLAIMS

	1 Comprehensive (Hospital and Medical) Individual	2 Comprehensive (Hospital and Medical) Group	3 Medicare Supplement	4 Vision Only	5 Dental Only	6 Federal Employees Health Benefits Plan	7 Medicare Title XVIII	8 Medicaid Title XIX	9 Credit A&H	10 Disability Income	11 Long-Term Care	12 Other Health	13 Total
A. Direct:													
1. Incurred claims													
2. Beginning claim reserves and liabilities													
3. Ending claim reserves and liabilities													
4. Claims paid													
B. Assumed Reinsurance:													
1. Incurred claims		(21,205)										(6,832)	(28,037)
2. Beginning claim reserves and liabilities		21,205										9,632	30,837
3. Ending claim reserves and liabilities													
4. Claims paid												2,800	2,800
C. Ceded Reinsurance:													
1. Incurred claims		(21,205)										(6,832)	(28,037)
2. Beginning claim reserves and liabilities		21,205										9,632	30,837
3. Ending claim reserves and liabilities													
4. Claims paid												2,800	2,800
D. Net:													
1. Incurred claims													
2. Beginning claim reserves and liabilities													
3. Ending claim reserves and liabilities													
4. Claims paid													
E. Net Incurred Claims and Cost Containment Expenses:													
1. Incurred claims and cost containment expenses													
2. Beginning reserves and liabilities													
3. Ending reserves and liabilities													
4. Paid claims and cost containment expenses													

Schedule P - Part 1A - Homeowners/Farmowners

NONE

Schedule P - Part 1B - Private Passenger Auto Liability/Medical

NONE

Schedule P - Part 1C - Commercial Auto/Truck Liability/Medical

NONE

Schedule P - Part 1D - Workers' Compensation (Excluding Excess Workers' Compensation)

NONE

Schedule P - Part 1E - Commercial Multiple Peril

NONE

Schedule P - Part 1F - Section 1 - Medical Professional Liability - Occurrence

NONE

Schedule P - Part 1F - Section 2 - Medical Professional Liability - Claims-Made

NONE

Schedule P - Part 1G - Special Liability (Ocean Marine, Aircraft (all perils), Boiler and Machinery)

NONE

Schedule P - Part 1H - Section 1 - Other Liability - Occurrence

NONE

Schedule P - Part 1H - Section 2 - Other Liability - Claims-Made

NONE

Schedule P - Part 1I - Special Property (Fire, Allied Lines...)

NONE

Schedule P - Part 1J - Auto Physical Damage

NONE

Schedule P - Part 1K - Fidelity/Surety

NONE

Schedule P - Part 1L - Other (Including Credit, Accident and Health)

NONE

Schedule P - Part 1M - International

N O N E

Schedule P - Part 1N - Reinsurance - Nonproportional Assumed Property

N O N E

Schedule P - Part 1O - Reinsurance - Nonproportional Assumed Liability

N O N E

Schedule P - Part 1P - Reinsurance - Nonproportional Assumed Financial Lines

N O N E

Schedule P - Part 1R - Section 1 - Products Liability - Occurrence

N O N E

Schedule P - Part 1R - Section 2 - Products Liability - Claims-Made

N O N E

Schedule P - Part 1S - Financial Guaranty/Mortgage Guaranty

N O N E

Schedule P - Part 1T - Warranty

N O N E

Schedule P - Part 1U - Pet Insurance Plans

N O N E

Schedule P - Part 2A - Homeowners/Farmowners

N O N E

Schedule P - Part 2B - Private Passenger Auto Liability/Medical

N O N E

Schedule P - Part 2C - Commercial Auto/Truck Liability/Medical

N O N E

Schedule P - Part 2D - Workers' Compensation (Excluding Excess Workers' Compensation)

N O N E

Schedule P - Part 2E - Commercial Multiple Peril

N O N E

Schedule P - Part 2F - Section 1 - Medical Professional Liability - Occurrence

N O N E

Schedule P - Part 2F - Section 2 - Medical Professional Liability - Claims-Made

N O N E

Schedule P - Part 2G - Special Liability (Ocean Marine, Aircraft (all perils), Boiler and Machinery)

N O N E

Schedule P - Part 2H - Section 1 - Other Liability - Occurrence

N O N E

Schedule P - Part 2H - Section 2- Other Liability - Claims-Made

N O N E

Schedule P - Part 2I - Special Property

N O N E

Schedule P - Part 2J - Auto Physical Damage

N O N E

Schedule P - Part 2K - Fidelity/Surety

N O N E

Schedule P - Part 2L - Other (Including Credit, Accident and Health)

N O N E

Schedule P - Part 2M - International

N O N E

Schedule P - Part 2N - Reinsurance - Nonproportional Assumed Property

N O N E

Schedule P - Part 2O - Reinsurance - Nonproportional Assumed Liability

N O N E

Schedule P - Part 2P - Reinsurance - Nonproportional Assumed Financial Lines

N O N E

Schedule P - Part 2R - Section 1 - Products Liability - Occurrence

N O N E

Schedule P - Part 2R - Section 2 - Products Liability - Claims-Made

N O N E

Schedule P - Part 2S - Financial Guaranty/Mortgage Guaranty

N O N E

Schedule P - Part 2T - Warranty

N O N E

Schedule P - Part 2U - Pet Insurance Plans

N O N E

Schedule P - Part 3A - Homeowners/Farmowners

N O N E

Schedule P - Part 3B - Private Passenger Auto Liability/Medical

N O N E

Schedule P - Part 3C - Commercial Auto/Truck Liability/Medical

N O N E

Schedule P - Part 3D - Workers' Compensation (Excluding Excess Workers' Compensation)

N O N E

Schedule P - Part 3E - Commercial Multiple Peril

N O N E

Schedule P - Part 3F - Section 1 - Medical Professional Liability - Occurrence

N O N E

Schedule P - Part 3F - Section 2 - Medical Professional Liability - Claims-Made

N O N E

Schedule P - Part 3G - Special Liability

N O N E

Schedule P - Part 3H - Section 1 - Other Liability - Occurrence

N O N E

Schedule P - Part 3H - Section 2 - Other Liability - Claims-Made

N O N E

Schedule P - Part 3I - Special Property

NONE

Schedule P - Part 3J - Auto Physical Damage

NONE

Schedule P - Part 3K - Fidelity/Surety

NONE

Schedule P - Part 3L - Other (Including Credit, Accident and Health)

NONE

Schedule P - Part 3M - International

NONE

Schedule P - Part 3N - Reinsurance - Nonproportional Assumed Property

NONE

Schedule P - Part 3O - Reinsurance - Nonproportional Assumed Liability

NONE

Schedule P - Part 3P - Reinsurance - Nonproportional Assumed Financial Lines

NONE

Schedule P - Part 3R - Section 1 - Product Liability - Occurrence

NONE

Schedule P - Part 3R - Section 2 - Product Liability - Claims-Made

NONE

Schedule P - Part 3S - Financial Guaranty/Mortgage Guaranty

NONE

Schedule P - Part 3T - Warranty

NONE

Schedule P - Part 3U - Pet Insurance Plans

NONE

Schedule P - Part 4A - Homeowners/Farmowners

NONE

Schedule P - Part 4B - Private Passenger Auto Liability/Medical

N O N E

Schedule P - Part 4C - Commercial Auto/Truck Liability/Medical

N O N E

Schedule P - Part 4D - Workers' Compensation (Excluding Excess Workers' Compensation)

N O N E

Schedule P - Part 4E - Commercial Multiple Peril

N O N E

Schedule P - Part 4F - Section 1 - Medical Professional Liability - Occurrence

N O N E

Schedule P - Part 4F - Section 2 - Medical Professional Liability - Claims-Made

N O N E

Schedule P - Part 4G - Special Liability

N O N E

Schedule P - Part 4H - Section 1 - Other Liability - Occurrence

N O N E

Schedule P - Part 4H - Section 2 - Other Liability - Claims-Made

N O N E

Schedule P - Part 4I - Special Property

N O N E

Schedule P - Part 4J - Auto Physical Damage

N O N E

Schedule P - Part 4K - Fidelity/Surety

N O N E

Schedule P - Part 4L - Other (Including Credit, Accident and Health)

N O N E

Schedule P - Part 4M - International

N O N E

Schedule P - Part 4N - Reinsurance - Nonproportional Assumed Property

N O N E

Schedule P - Part 4O - Reinsurance - Nonproportional Assumed Liability

N O N E

Schedule P - Part 4P - Reinsurance - Nonproportional Assumed Financial Lines

N O N E

Schedule P - Part 4R - Section 1 - Products Liability - Occurrence

N O N E

Schedule P - Part 4R - Section 2 - Products Liability - Claims-Made

N O N E

Schedule P - Part 4S - Financial Guaranty/Mortgage Guaranty

N O N E

Schedule P - Part 4T - Warranty

N O N E

Schedule P - Part 4U - Pet Insurance Plans

N O N E

Schedule P - Part 5A - Homeowners/Farmowners - Section 1

N O N E

Schedule P - Part 5A - Homeowners/Farmowners - Section 2

N O N E

Schedule P - Part 5A - Homeowners/Farmowners - Section 3

N O N E

Schedule P - Part 5B - Private Passenger Auto Liability/Medical - Section 1

N O N E

Schedule P - Part 5B - Private Passenger Auto Liability/Medical - Section 2

N O N E

Schedule P - Part 5B - Private Passenger Auto Liability/Medical - Section 3

N O N E

Schedule P - Part 5C - Commercial Auto/Truck Liability/Medical - Section 1

N O N E

Schedule P - Part 5C - Commercial Auto/Truck Liability/Medical - Section 2

N O N E

Schedule P - Part 5C - Commercial Auto/Truck Liability/Medical - Section 3

N O N E

Schedule P-Part 5D-Workers' Compensation (Excluding Excess Workers' Compensation)-Section 1

N O N E

Schedule P-Part 5D-Workers' Compensation (Excluding Excess Workers' Compensation)-Section 2

N O N E

Schedule P-Part 5D-Workers' Compensation (Excluding Excess Workers' Compensation)-Section 3

N O N E

Schedule P - Part 5E - Commercial Multiple Peril - Section 1

N O N E

Schedule P - Part 5E - Commercial Multiple Peril - Section 2

N O N E

Schedule P - Part 5E - Commercial Multiple Peril - Section 3

N O N E

Schedule P - Part 5F - Medical Professional Liability - Occurrence - Section 1A

N O N E

Schedule P - Part 5F - Medical Professional Liability - Occurrence - Section 2A

N O N E

Schedule P - Part 5F - Medical Professional Liability - Occurrence - Section 3A

N O N E

Schedule P - Part 5F - Medical Professional Liability - Claims-Made - Section 1B

N O N E

Schedule P - Part 5F - Medical Professional Liability - Claims-Made - Section 2B

N O N E

Schedule P - Part 5F - Medical Professional Liability - Claims-Made - Section 3B

N O N E

Schedule P - Part 5H - Other Liability - Occurrence - Section 1A

N O N E

Schedule P - Part 5H - Other Liability - Occurrence - Section 2A

N O N E

Schedule P - Part 5H - Other Liability - Occurrence - Section 3A

N O N E

Schedule P - Part 5H - Other Liability - Claims-Made - Section 1B

N O N E

Schedule P - Part 5H - Other Liability - Claims-Made - Section 2B

N O N E

Schedule P - Part 5H - Other Liability - Claims-Made - Section 3B

N O N E

Schedule P - Part 5R - Products Liability - Occurrence - Section 1A

N O N E

Schedule P - Part 5R - Products Liability - Occurrence - Section 2A

N O N E

Schedule P - Part 5R - Products Liability - Occurrence - Section 3A

N O N E

Schedule P - Part 5R - Products Liability - Claims-Made - Section 1B

N O N E

Schedule P - Part 5R - Products Liability - Claims-Made - Section 2B

N O N E

Schedule P - Part 5R - Products Liability - Claims-Made - Section 3B

N O N E

Schedule P - Part 5T - Warranty - Section 1

N O N E

Schedule P - Part 5T - Warranty - Section 2

NONE

Schedule P - Part 5T - Warranty - Section 3

NONE

Schedule P - Part 6C - Commercial Auto/Truck Liability/Medical - Section 1

NONE

Schedule P - Part 6C - Commercial Auto/Truck Liability/Medical - Section 2

NONE

Schedule P-Part 6D-Workers' Compensation (Excluding Excess Workers' Compensation)-Section 1

NONE

Schedule P-Part 6D-Workers' Compensation (Excluding Excess Workers' Compensation)-Section 2

NONE

Schedule P - Part 6E - Commercial Multiple Peril - Section 1

NONE

Schedule P - Part 6E - Commercial Multiple Peril - Section 2

NONE

Schedule P - Part 6H - Other Liability - Occurrence - Section 1A

NONE

Schedule P - Part 6H - Other Liability - Occurrence - Section 2A

NONE

Schedule P - Part 6H - Other Liability - Claims-Made - Section 1B

NONE

Schedule P - Part 6H - Other Liability - Claims-Made - Section 2B

NONE

Schedule P - Part 6M - International - Section 1

NONE

Schedule P - Part 6M - International - Section 2

NONE

Schedule P - Part 6N- Reinsurance A - Nonproportional Assumed Property - Section 1

NONE

Schedule P - Part 6N- Reinsurance A - Nonproportional Assumed Property - Section 2

NONE

Schedule P - Part 6O - Reinsurance B - Nonproportional Liability - Section 1

NONE

Schedule P - Part 6O - Reinsurance B - Nonproportional Assumed Liability - Section 2

NONE

Schedule P - Part 6R - Products Liability - Occurrence - Section 1A

NONE

Schedule P - Part 6R - Products Liability - Occurrence - Section 2A

NONE

Schedule P - Part 6R - Products Liability - Claims-Made - Section 1B

NONE

Schedule P - Part 6R - Products Liability - Claims-Made - Section 2B

NONE

Schedule P - Part 7A - Section 1 - Primary Loss Sensitive Contracts

NONE

Schedule P - Part 7A - Section 2 - Primary Loss Sensitive Contracts

NONE

Schedule P - Part 7A - Section 3 - Primary Loss Sensitive Contracts

NONE

Schedule P - Part 7A - Section 4 - Primary Loss Sensitive Contracts

NONE

Schedule P - Part 7A - Section 5 - Primary Loss Sensitive Contracts

NONE

Schedule P - Part 7B - Section 1 - Reinsurance Loss Sensitive Contracts

NONE

Schedule P - Part 7B - Section 2 - Reinsurance Loss Sensitive Contracts

N O N E

Schedule P - Part 7B - Section 3 - Reinsurance Loss Sensitive Contracts

N O N E

Schedule P - Part 7B - Section 4 - Reinsurance Loss Sensitive Contracts

N O N E

Schedule P - Part 7B - Section 5 - Reinsurance Loss Sensitive Contracts

N O N E

Schedule P - Part 7B - Section 6 - Reinsurance Loss Sensitive Contracts

N O N E

Schedule P - Part 7B - Section 7 - Reinsurance Loss Sensitive Contracts

N O N E

ANNUAL STATEMENT FOR THE YEAR 2025 OF THE SCOTTSDALE INSURANCE COMPANY

SCHEDULE P INTERROGATORIES

1. The following questions relate to yet-to-be-issued Extended Reporting Endorsements (EREs) arising from Death, Disability, or Retirement (DDR) provisions in Medical Professional Liability Claims Made insurance policies. EREs provided for reasons other than DDR are not to be included.
- 1.1 Does the company issue Medical Professional Liability Claims Made insurance policies that provide tail (also known as an extended reporting endorsement, or "ERE") benefits in the event of Death, Disability, or Retirement (DDR) at a reduced charge or at no additional cost? Yes [] No [X]
 If the answer to question 1.1 is "no", leave the following questions blank. If the answer to question 1.1 is "yes", please answer the following questions:
- 1.2 What is the total amount of the reserve for that provision (DDR Reserve), as reported, explicitly or not, elsewhere in this statement (in dollars)? \$
- 1.3 Does the company report any DDR reserve as Unearned Premium Reserve per SSAP #65? Yes [] No []
- 1.4 Does the company report any DDR reserve as loss or loss adjustment expense reserve? Yes [] No []
- 1.5 If the company reports DDR reserve as Unearned Premium Reserve, does that amount match the figure on the Underwriting and Investment Exhibit, Part 1A - Recapitulation of all Premiums (Page 7) Column 2, Lines 11.1 plus 11.2? Yes [] No [] N/A []
- 1.6 If the company reports DDR reserve as loss or loss adjustment expense reserve, please complete the following table corresponding to where these reserves are reported in Schedule P:

Years in Which Premiums Were Earned and Losses Were Incurred		DDR Reserve Included in Schedule P, Part 1F, Medical Professional Liability Column 24: Total Net Losses and Expenses Unpaid	
		1 Section 1: Occurrence	2 Section 2: Claims-Made
1.601	Prior		
1.602	2016		
1.603	2017		
1.604	2018		
1.605	2019		
1.606	2020		
1.607	2021		
1.608	2022		
1.609	2023		
1.610	2024		
1.611	2025		
1.612	Totals		

2. The definition of allocated loss adjustment expenses (ALAE) and, therefore, unallocated loss adjustment expenses (ULAE) was changed effective January 1, 1998. This change in definition applies to both paid and unpaid expenses. Are these expenses (now reported as "Defense and Cost Containment" and "Adjusting and Other") reported in compliance with these definitions in this statement? Yes [X] No []
3. The Adjusting and Other expense payments and reserves should be allocated to the years in which the losses were incurred based on the number of claims reported, closed and outstanding in those years. When allocating Adjusting and Other expense between companies in a group or a pool, the Adjusting and Other expense should be allocated in the same percentage used for the loss amounts and the claim counts. For reinsurers, Adjusting and Other expense assumed should be reported according to the reinsurance contract. For Adjusting and Other expense incurred by reinsurers, or in those situations where suitable claim count information is not available, Adjusting and Other expense should be allocated by a reasonable method determined by the company and described in Interrogatory 7, below. Are they so reported in this Statement? Yes [X] No []
4. Do any lines in Schedule P include reserves that are reported gross of any discount to present value of future payments, and that are reported net of such discounts on Page 10? Yes [] No [X]
- If yes, proper disclosure must be made in the Notes to Financial Statements, as specified in the Instructions. Also, the discounts must be reported in Schedule P - Part 1, Columns 32 and 33. Schedule P must be completed gross of non-tabular discounting. Work papers relating to discount calculations must be available for examination upon request.
 Discounting is allowed only if expressly permitted by the state insurance department to which this Annual Statement is being filed.
5. What were the net premiums in force at the end of the year for:
 (in thousands of dollars) 5.1 Fidelity
5.2 Surety
6. Claim count information is reported per claim or per claimant (Indicate which) per claim.....
 If not the same in all years, explain in Interrogatory 7.
- 7.1 The information provided in Schedule P will be used by many persons to estimate the adequacy of the current loss and expense reserves, among other things. Are there any especially significant events, coverage, retention or accounting changes that have occurred that must be considered when making such analyses? Yes [] No [X]
- 7.2 (An extended statement may be attached.)

SCHEDULE T - PART 2
INTERSTATE COMPACT - EXHIBIT OF PREMIUMS WRITTEN

Allocated by States and Territories

States, Etc.		Direct Business Only					6 Totals
		1 Life (Group and Individual)	2 Annuities (Group and Individual)	3 Disability Income (Group and Individual)	4 Long-Term Care (Group and Individual)	5 Deposit-Type Contracts	
1. Alabama	AL						
2. Alaska	AK						
3. Arizona	AZ						
4. Arkansas	AR						
5. California	CA						
6. Colorado	CO						
7. Connecticut	CT						
8. Delaware	DE						
9. District of Columbia	DC						
10. Florida	FL						
11. Georgia	GA						
12. Hawaii	HI						
13. Idaho	ID						
14. Illinois	IL						
15. Indiana	IN						
16. Iowa	IA						
17. Kansas	KS						
18. Kentucky	KY						
19. Louisiana	LA						
20. Maine	ME						
21. Maryland	MD						
22. Massachusetts	MA						
23. Michigan	MI						
24. Minnesota	MN						
25. Mississippi	MS						
26. Missouri	MO						
27. Montana	MT						
28. Nebraska	NE						
29. Nevada	NV						
30. New Hampshire	NH						
31. New Jersey	NJ						
32. New Mexico	NM						
33. New York	NY						
34. North Carolina	NC						
35. North Dakota	ND						
36. Ohio	OH						
37. Oklahoma	OK						
38. Oregon	OR						
39. Pennsylvania	PA						
40. Rhode Island	RI						
41. South Carolina	SC						
42. South Dakota	SD						
43. Tennessee	TN						
44. Texas	TX						
45. Utah	UT						
46. Vermont	VT						
47. Virginia	VA						
48. Washington	WA						
49. West Virginia	WV						
50. Wisconsin	WI						
51. Wyoming	WY						
52. American Samoa	AS						
53. Guam	GU						
54. Puerto Rico	PR						
55. U.S. Virgin Islands	VI						
56. Northern Mariana Islands	MP						
57. Canada	CAN						
58. Aggregate other alien	OT						
59. Total							

NONE

ANNUAL STATEMENT FOR THE YEAR 2025 OF THE SCOTTSDALE INSURANCE COMPANY

SCHEDULE Y

PART 1A - DETAILS OF INSURANCE HOLDING COMPANY SYSTEM

1	2	3	4	5	6	7	8	9	10	11	12	13	14	15	16
Group Code	Group Name	NAIC Company Code	ID Number	Federal RSSD	CIK	Name of Securities Exchange if Publicly Traded (U.S. or International)	Names of Parent, Subsidiaries Or Affiliates	Domiciliary Location	Relationship to Reporting Entity	Directly Controlled by (Name of Entity/Person)	Type of Control (Ownership, Board, Management, Attorney-in-Fact, Influence, Other)	If Control is Ownership Provide Percentage	Ultimate Controlling Entity(ies)/Person(s)	Is an SCA Filing Required? (Yes/No)	*
.0140	Nationwide		31-1486309				10 W. Nationwide, LLC	OH	NIA	Nationwide Realty Investors, Ltd.	Ownership	100.000	Nationwide Mutual Insurance Company	NO	
.0140	Nationwide		31-1486309				100 Green Meadows Drive, LLC	OH	NIA	Nationwide Realty Investors, Ltd.	Ownership	100.000	Nationwide Mutual Insurance Company	NO	
.0140	Nationwide		31-1486309				1000 Yard Street, LLC	OH	NIA	Nationwide Realty Investors, Ltd.	Ownership	100.000	Nationwide Mutual Insurance Company	NO	
.0140	Nationwide		31-1486309				1050 Yard Street, LLC	OH	NIA	Nationwide Realty Investors, Ltd.	Ownership	100.000	Nationwide Mutual Insurance Company	NO	
.0140	Nationwide		20-4939866				1055 Yard Street, LLC	OH	NIA	GVY Residential, LLC	Ownership	100.000	Nationwide Mutual Insurance Company	NO	
.0140	Nationwide		31-1486309				1125 Rail Street, LLC	OH	NIA	Nationwide Realty Investors, Ltd.	Ownership	100.000	Nationwide Mutual Insurance Company	NO	
.0140	Nationwide		31-1733036				120 Acre Partners, LLC	DE	NIA	Nationwide Realty Investors, Ltd.	Ownership	95.000	Nationwide Mutual Insurance Company	NO	
.0140	Nationwide		20-4939866				1125 Yard Street, LLC	OH	NIA	NRI Equity Land Investments, LLC	Ownership	100.000	Nationwide Mutual Insurance Company	NO	
.0140	Nationwide		20-4939867				1175 Bobcat, LLC	OH	NIA	NRI Equity Land Investments, LLC	Ownership	100.000	Nationwide Mutual Insurance Company	NO	
.0140	Nationwide		26-2451988				1492 Capital, LLC	OH	NIA	Nationwide Mutual Insurance Company	Ownership	100.000	Nationwide Mutual Insurance Company	NO	
.0140	Nationwide		31-1486309				111 Rivulon Boulevard, LLC	OH	NIA	NRI-Rivulon, LLC	Ownership	100.000	Nationwide Mutual Insurance Company	NO	
.0140	Nationwide		31-1486309				155 Rivulon Boulevard, LLC	OH	NIA	NRI-Rivulon, LLC	Ownership	100.000	Nationwide Mutual Insurance Company	NO	
.0140	Nationwide		31-1486309				161 Rivulon Boulevard, LLC	OH	NIA	NRI-Rivulon, LLC	Ownership	100.000	Nationwide Mutual Insurance Company	NO	
.0140	Nationwide		31-1580283				170 Marconi, LLC	OH	NIA	NID Investments, LLC	Ownership	100.000	Nationwide Mutual Insurance Company	NO	
.0140	Nationwide		38-4118665				220 Vine St., LLC	OH	NIA	NID HP, LLC	Ownership	100.000	Nationwide Mutual Insurance Company	NO	
.0140	Nationwide		31-1580283				245 Parks Edge Place, LLC	OH	NIA	NID Investments, LLC	Ownership	100.000	Nationwide Mutual Insurance Company	NO	
.0140	Nationwide		31-1486309				275 Rivulon Boulevard, LLC	OH	NIA	NRI-Rivulon, LLC	Ownership	100.000	Nationwide Mutual Insurance Company	NO	
.0140	Nationwide		31-1486309				280 High Street, LLC	OH	NIA	Nationwide Realty Investors, Ltd.	Ownership	100.000	Nationwide Mutual Insurance Company	NO	
.0140	Nationwide		31-1486309				300 Rivulon Boulevard, LLC	OH	NIA	NRI-Rivulon, LLC	Ownership	100.000	Nationwide Mutual Insurance Company	NO	
.0140	Nationwide		31-1486309				310 Rivulon Boulevard, LLC	OH	NIA	NRI-Rivulon, LLC	Ownership	100.000	Nationwide Mutual Insurance Company	NO	
.0140	Nationwide		31-1486309				343 N. Front, LLC	OH	NIA	Nationwide Realty Investors, Ltd.	Ownership	100.000	Nationwide Mutual Insurance Company	NO	
.0140	Nationwide		31-1486309				400 Rivulon Boulevard, LLC	OH	NIA	NRI-Rivulon, LLC	Ownership	100.000	Nationwide Mutual Insurance Company	NO	
.0140	Nationwide		31-1580283				400 West Nationwide Boulevard, LLC	OH	NIA	NID Investments, LLC	Ownership	100.000	Nationwide Mutual Insurance Company	NO	
.0140	Nationwide		31-1486309				410 Rivulon Boulevard, LLC	OH	NIA	NRI-Rivulon, LLC	Ownership	100.000	Nationwide Mutual Insurance Company	NO	
.0140	Nationwide		31-1580283				425 West Nationwide Boulevard, LLC	OH	NIA	NID Investments, LLC	Ownership	100.000	Nationwide Mutual Insurance Company	NO	
.0140	Nationwide		31-1486309				44 Chestnut, LLC	OH	NIA	Nationwide Realty Investors, Ltd.	Ownership	100.000	Nationwide Mutual Insurance Company	NO	
.0140	Nationwide		38-4118665				500 Neil Avenue, LLC	OH	NIA	NID HP, LLC	Ownership	100.000	Nationwide Mutual Insurance Company	NO	
.0140	Nationwide		38-4118665				515 Kilbourne Street, LLC	OH	NIA	NID HP, LLC	Ownership	100.000	Nationwide Mutual Insurance Company	NO	
.0140	Nationwide		87-1954007				525 Cleveland Avenue, LLC	OH	NIA	Nationwide Financial Services, Inc.	Ownership	100.000	Nationwide Mutual Insurance Company	NO	
.0140	Nationwide		31-1486309				75 Rivulon Boulevard, LLC	OH	NIA	NRI-Rivulon, LLC	Ownership	100.000	Nationwide Mutual Insurance Company	NO	
.0140	Nationwide		20-4939866				775 Yard Street, LLC	OH	NIA	NRI Equity Land Investments, LLC	Ownership	100.000	Nationwide Mutual Insurance Company	NO	
.0140	Nationwide		20-4939866				777 Swan Street, LLC	OH	NIA	NRI Equity Land Investments, LLC	Ownership	100.000	Nationwide Mutual Insurance Company	NO	
.0140	Nationwide		20-4939866				780 Yard Street, LLC	OH	NIA	NRI Equity Land Investments, LLC	Ownership	100.000	Nationwide Mutual Insurance Company	NO	
.0140	Nationwide		20-4939866				795 Rail Street, LLC	OH	NIA	NRI Equity Land Investments, LLC	Ownership	100.000	Nationwide Mutual Insurance Company	NO	
.0140	Nationwide		20-4939866				800 Bobcat Avenue, LLC	OH	NIA	NRI Equity Land Investments, LLC	Ownership	100.000	Nationwide Mutual Insurance Company	NO	
.0140	Nationwide		20-4939866				800 Goodale Boulevard, LLC	OH	NIA	NRI Equity Land Investments, LLC	Ownership	100.000	Nationwide Mutual Insurance Company	NO	
.0140	Nationwide		20-4939866				800 Yard Street, LLC	OH	NIA	NRI Equity Land Investments, LLC	Ownership	100.000	Nationwide Mutual Insurance Company	NO	
.0140	Nationwide		20-4939866				805 Bobcat Avenue, LLC	OH	NIA	GVY Residential, LLC	Ownership	100.000	Nationwide Mutual Insurance Company	NO	
.0140	Nationwide		20-4939866				808 Yard Street, LLC	OH	NIA	GVY Residential, LLC	Ownership	100.000	Nationwide Mutual Insurance Company	NO	
.0140	Nationwide		20-4939866				820 Goodale Boulevard, LLC	OH	NIA	NRI Equity Land Investments, LLC	Ownership	100.000	Nationwide Mutual Insurance Company	NO	
.0140	Nationwide		20-4939866				822 Williams Avenue, LLC	OH	NIA	GVY Residential, LLC	Ownership	100.000	Nationwide Mutual Insurance Company	NO	
.0140	Nationwide		20-4939866				825 Junction Way, LLC	OH	NIA	GVY Residential, LLC	Ownership	100.000	Nationwide Mutual Insurance Company	NO	
.0140	Nationwide		20-4939866				828 Bobcat Avenue, LLC	OH	NIA	NRI Equity Land Investments, LLC	Ownership	100.000	Nationwide Mutual Insurance Company	NO	
.0140	Nationwide		20-4939866				840 Third Avenue, LLC	OH	NIA	NRI Equity Land Investments, LLC	Ownership	100.000	Nationwide Mutual Insurance Company	NO	
.0140	Nationwide		20-4939866				840 Yard Street, LLC	OH	NIA	NRI Equity Land Investments, LLC	Ownership	100.000	Nationwide Mutual Insurance Company	NO	
.0140	Nationwide		20-4939866				845 Yard Street, LLC	OH	NIA	GVY Residential, LLC	Ownership	100.000	Nationwide Mutual Insurance Company	NO	
.0140	Nationwide		20-4939866				855 Third Avenue, LLC	OH	NIA	NRI Equity Land Investments, LLC	Ownership	100.000	Nationwide Mutual Insurance Company	NO	
.0140	Nationwide		20-4939866				860 Third Avenue, LLC	OH	NIA	NRI Equity Land Investments, LLC	Ownership	100.000	Nationwide Mutual Insurance Company	NO	
.0140	Nationwide		20-4939866				875 First Avenue, LLC	OH	NIA	GVY Residential, LLC	Ownership	100.000	Nationwide Mutual Insurance Company	NO	

ANNUAL STATEMENT FOR THE YEAR 2025 OF THE SCOTTSDALE INSURANCE COMPANY

SCHEDULE Y

PART 1A - DETAILS OF INSURANCE HOLDING COMPANY SYSTEM

1	2	3	4	5	6	7	8	9	10	11	12	13	14	15	16
Group Code	Group Name	NAIC Company Code	ID Number	Federal RSSD	CIK	Name of Securities Exchange if Publicly Traded (U.S. or International)	Names of Parent, Subsidiaries Or Affiliates	Domiciliary Location	Relationship to Reporting Entity	Directly Controlled by (Name of Entity/Person)	Type of Control (Ownership, Board, Management, Attorney-in-Fact, Influence, Other)	If Control is Ownership Provide Percentage	Ultimate Controlling Entity(ies)/Person(s)	Is an SCA Filing Required? (Yes/No)	*
.0140	Nationwide		20-4939866				875 Junction Way, LLC	..OH.....	..NIA.....	NRI Equity Land Investments, LLC	Ownership.....	100.000	Nationwide Mutual Insurance CompanyNO.....	
.0140	Nationwide		20-4939866				880 Third Avenue, LLC	..OH.....	..NIA.....	NRI Equity Land Investments, LLC	Ownership.....	100.000	Nationwide Mutual Insurance CompanyNO.....	
.0140	Nationwide		20-4939866				880 Yard Street, LLC	..OH.....	..NIA.....	GVY Residential, LLC	Ownership.....	100.000	Nationwide Mutual Insurance CompanyNO.....	
.0140	Nationwide		20-4939866				895 W. Third Avenue, LLC	..OH.....	..NIA.....	NRI Equity Land Investments, LLC	Ownership.....	100.000	Nationwide Mutual Insurance CompanyNO.....	
.0140	Nationwide		20-4939866				950 Dorchester Way, LLC	..OH.....	..NIA.....	GVY Residential, LLC	Ownership.....	100.000	Nationwide Mutual Insurance CompanyNO.....	
.0140	Nationwide		20-4939866				950 Goodale Boulevard, LLC	..OH.....	..NIA.....	NRI Equity Land Investments, LLC	Ownership.....	100.000	Nationwide Mutual Insurance CompanyNO.....	
.0140	Nationwide		31-1486309				960 Bobcat Avenue, LLC	..OH.....	..NIA.....	Nationwide Realty Investors, Ltd.	Ownership.....	100.000	Nationwide Mutual Insurance CompanyNO.....	
.0140	Nationwide		31-1486309				975 Rail Street, LLC	..OH.....	..NIA.....	Nationwide Realty Investors, Ltd.	Ownership.....	100.000	Nationwide Mutual Insurance CompanyNO.....	
.0140	Nationwide		31-1486309				995 Yard Street, LLC	..OH.....	..NIA.....	Nationwide Realty Investors, Ltd.	Ownership.....	100.000	Nationwide Mutual Insurance CompanyNO.....	
.0140	Nationwide		31-1486309				12062 Sycamore Trace, LLC	..OH.....	..NIA.....	Jerome Village Company, LLC	Ownership.....	100.000	Nationwide Mutual Insurance CompanyNO.....	
.0140	Nationwide		31-1486309				18615 Claret Drive, LLC	..OH.....	..NIA.....	NRI Cavasson, LLC	Ownership.....	100.000	Nationwide Mutual Insurance CompanyNO.....	
.0140	Nationwide		31-1486309				18655 Claret Drive, LLC	..OH.....	..NIA.....	NRI Cavasson, LLC	Ownership.....	100.000	Nationwide Mutual Insurance CompanyNO.....	
.0140	Nationwide		31-1486309				18700 Hayden Road, LLC	..OH.....	..NIA.....	NRI Cavasson, LLC	Ownership.....	100.000	Nationwide Mutual Insurance CompanyNO.....	
.0140	Nationwide		31-1486309				18750 Hayden Road, LLC	..OH.....	..NIA.....	NRI Cavasson, LLC	Ownership.....	100.000	Nationwide Mutual Insurance CompanyNO.....	
.0140	Nationwide		31-1580283				AD DORA, LLC	..OH.....	..NIA.....	NID Investments, LLC	Ownership.....	100.000	Nationwide Mutual Insurance CompanyNO.....	
.0140	Nationwide		31-1580283				ADTV, LLC	..OH.....	..NIA.....	NID Investments, LLC	Ownership.....	100.000	Nationwide Mutual Insurance CompanyNO.....	
.0140	Nationwide	10127	27-0114983				ALLIED Insurance Company of America	..OH.....	..IA.....	Nationwide Mutual Insurance Company	Ownership.....	100.000	Nationwide Mutual Insurance CompanyNO.....	
.0140	Nationwide	42579	42-1201931				ALLIED Property and Casualty Insurance Company	..IA.....	..IA.....	Nationwide Mutual Insurance Company	Ownership.....	100.000	Nationwide Mutual Insurance CompanyNO.....	
.0140	Nationwide		42-1527863				ALLIED Texas Agency, Inc.	..TX.....	..IA.....	AMCO Insurance Company	Ownership.....	100.000	Nationwide Mutual Insurance CompanyNO.....	
.0140	Nationwide	19100	42-6054959				AMCO Insurance Company	..IA.....	..IA.....	Nationwide Mutual Insurance Company	Ownership.....	100.000	Nationwide Mutual Insurance CompanyNO.....	
.0140	Nationwide		59-1031596				American Marine Underwriters, Inc.	..FL.....	..NIA.....	Nationwide Mutual Insurance Company	Ownership.....	100.000	Nationwide Mutual Insurance CompanyNO.....	
.0140	Nationwide		81-4532504				American Tax Credit Fund 2017-A, LLC	..OH.....	..OTH.....	Nationwide Life Insurance Company	Other.....	0.010	Nationwide Mutual Insurance CompanyNO.....	1
.0140	Nationwide		82-2001573				American Tax Credit Fund 2017-B, LLC	..OH.....	..OTH.....	Nationwide Life Insurance Company	Other.....	0.010	Nationwide Mutual Insurance CompanyNO.....	1
.0140	Nationwide		82-4591498				American Tax Credit Fund 2018-A, LLC	..OH.....	..OTH.....	Nationwide Life Insurance Company	Other.....	0.010	Nationwide Mutual Insurance CompanyNO.....	1
.0140	Nationwide		83-0606592				American Tax Credit Fund 2018-B, LLC	..OH.....	..OTH.....	Nationwide Life Insurance Company	Other.....	0.010	Nationwide Mutual Insurance CompanyNO.....	1
.0140	Nationwide		83-0620232				American Tax Credit Fund 2018-C, LLC	..OH.....	..OTH.....	Nationwide Life Insurance Company	Other.....	0.010	Nationwide Mutual Insurance CompanyNO.....	1
.0140	Nationwide		83-3900932				American Tax Credit Fund 2019-A, LLC	..OH.....	..OTH.....	Nationwide Life Insurance Company	Other.....	0.010	Nationwide Mutual Insurance CompanyNO.....	1
.0140	Nationwide		83-3953721				American Tax Credit Fund 2019-B, LLC	..OH.....	..OTH.....	Nationwide Life Insurance Company	Other.....	0.010	Nationwide Mutual Insurance CompanyNO.....	1
.0140	Nationwide		84-3443067				American Tax Credit Fund 2020-A, LLC	..OH.....	..OTH.....	Nationwide Life Insurance Company	Other.....	0.010	Nationwide Mutual Insurance CompanyNO.....	1
.0140	Nationwide		85-2359702				American Tax Credit Fund 2020-B, LLC	..OH.....	..OTH.....	Nationwide Life Insurance Company	Other.....	0.010	Nationwide Mutual Insurance CompanyNO.....	1
.0140	Nationwide		85-2649655				American Tax Credit Fund 2021-A, LLC (fka American Tax Credit Fund 2020-C, LLC)	..OH.....	..OTH.....	Nationwide Life Insurance Company	Other.....	0.010	Nationwide Mutual Insurance CompanyNO.....	1
.0140	Nationwide		86-2502912				American Tax Credit Fund 2021-B, LLC	..OH.....	..OTH.....	Nationwide Life Insurance Company	Other.....	0.010	Nationwide Mutual Insurance CompanyNO.....	1
.0140	Nationwide		87-1349942				American Tax Credit Fund 2021-C, LLC	..OH.....	..OTH.....	Nationwide Life Insurance Company	Other.....	0.010	Nationwide Mutual Insurance CompanyNO.....	1
.0140	Nationwide		87-4753681				American Tax Credit Fund 2023-B, LLC (fka American Tax Credit Fund 2022-A, LLC)	..OH.....	..OTH.....	Nationwide Life Insurance Company	Other.....	0.010	Nationwide Mutual Insurance CompanyNO.....	1
.0140	Nationwide		87-4771309				American Tax Credit Fund 2023-C, LLC (fka American Tax Credit Fund 2022-B, LLC)	..OH.....	..OTH.....	Nationwide Life Insurance Company	Other.....	0.010	Nationwide Mutual Insurance CompanyNO.....	1
.0140	Nationwide		92-1389304				American Tax Credit Fund 2023-A, LLC	..OH.....	..OTH.....	Nationwide Life Insurance Company	Other.....	0.010	Nationwide Mutual Insurance CompanyNO.....	1
.0140	Nationwide		99-0672884				American Tax Credit Fund 2024-A, LLC	..OH.....	..OTH.....	Nationwide Life Insurance Company	Other.....	0.010	Nationwide Mutual Insurance CompanyNO.....	1
.0140	Nationwide		31-1580283				Arena District CA 1, LLC	..OH.....	..NIA.....	NID Investments, LLC	Ownership.....	100.000	Nationwide Mutual Insurance CompanyNO.....	
.0140	Nationwide		90-0280710				Arena District Owners Association	..OH.....	..OTH.....	Other non-Nationwide	Other.....		Other non-NationwideNO.....	2
.0140	Nationwide		31-1486309				Cavasson Hotel, LLC	..OH.....	..NIA.....	Cavasson Hotel Holdings, LLC	Ownership.....	100.000	Nationwide Mutual Insurance CompanyNO.....	
.0140	Nationwide		31-1486309				Cavasson Hotel Holdings, LLC	..OH.....	..NIA.....	NRI Cavasson, LLC	Ownership.....	100.000	Nationwide Mutual Insurance CompanyNO.....	
.0140	Nationwide		20-1618232				CNRI-Cannonsport Condominium, LLC	..OH.....	..NIA.....	CNRI-Cannonsport, LLC	Ownership.....	100.000	Nationwide Mutual Insurance CompanyNO.....	
.0140	Nationwide		20-1618232				CNRI-Cannonsport, LLC	..OH.....	..NIA.....	Nationwide Realty Investors, Ltd.	Ownership.....	100.000	Nationwide Mutual Insurance CompanyNO.....	
.0140	Nationwide	29262	74-1061659				Colonial County Mutual Insurance Company	..TX.....	..IA.....	Other non-Nationwide	Other.....		Other non-NationwideNO.....	2
.0140	Nationwide	18961	68-0068866				Crestbrook Insurance Company	..OH.....	..IA.....	Nationwide Mutual Insurance Company	Ownership.....	100.000	Nationwide Mutual Insurance CompanyNO.....	
.0140	Nationwide		31-1486309				Crewville, Ltd.	..OH.....	..NIA.....	Nationwide Realty Investors, Ltd.	Ownership.....	100.000	Nationwide Mutual Insurance CompanyNO.....	

ANNUAL STATEMENT FOR THE YEAR 2025 OF THE SCOTTSDALE INSURANCE COMPANY

SCHEDULE Y

PART 1A - DETAILS OF INSURANCE HOLDING COMPANY SYSTEM

1	2	3	4	5	6	7	8	9	10	11	12	13	14	15	16
Group Code	Group Name	NAIC Company Code	ID Number	Federal RSSD	CIK	Name of Securities Exchange if Publicly Traded (U.S. or International)	Names of Parent, Subsidiaries Or Affiliates	Domiciliary Location	Relationship to Reporting Entity	Directly Controlled by (Name of Entity/Person)	Type of Control (Ownership, Board, Management, Attorney-in-Fact, Influence, Other)	If Control is Ownership Provide Percentage	Ultimate Controlling Entity(ies)/Person(s)	Is an SCA Filing Required? (Yes/No)	*
.0140	Nationwide		84-5052608				Danforth, LLC	..OH.....	..NIA.....	Nationwide Mutual Insurance Company	Ownership.....	100.000	Nationwide Mutual Insurance Company	...NO.....	
.0140	Nationwide	42587	42-1207150				Depositors Insurance Company	..IA.....	..IA.....	Nationwide Mutual Insurance Company	Ownership.....	100.000	Nationwide Mutual Insurance Company	...NO.....	
			46-4104813				Discover Affordable Housing Investment Fund I LLC	..OH.....	..OTH.....	Other non-Nationwide	Other.....		Other non-Nationwide	...NO.....	2
.0140	Nationwide		33-0096671				DVM Insurance Agency	..CA.....	..NIA.....	Veterinary Pet Insurance Company	Ownership.....	100.000	Nationwide Mutual Insurance Company	...NO.....	
.0140	Nationwide	15821	47-4523959				Eagle Captive Reinsurance, LLC	..OH.....	..IA.....	Nationwide Life Insurance Company	Ownership.....	100.000	Nationwide Mutual Insurance Company	...NO.....	
.0140	Nationwide		26-3260559				E-Risk Services, L.L.C.	..DE.....	..NIA.....	Nationwide Mutual Insurance Company	Ownership.....	100.000	Nationwide Mutual Insurance Company	...NO.....	
.0140	Nationwide	22209	75-6013587				Freedom Specialty Insurance Company	..OH.....	..IA.....	Scottsdale Insurance Company	Ownership.....	100.000	Nationwide Mutual Insurance Company	...NO.....	
.0140	Nationwide		20-4939866				Grandview Yard Hotel Holdings, LLC	..OH.....	..NIA.....	NRI Equity Land Investments, LLC	Ownership.....	100.000	Nationwide Mutual Insurance Company	...NO.....	
.0140	Nationwide		20-4939866				Grandview Yard Hotel, LLC	..OH.....	..NIA.....	Grandview Yard Hotel Holdings, LLC	Ownership.....	100.000	Nationwide Mutual Insurance Company	...NO.....	
.0140	Nationwide		20-4939866				GVY Residential, LLC	..OH.....	..NIA.....	NRI Equity Land Investments, LLC	Ownership.....	100.000	Nationwide Mutual Insurance Company	...NO.....	
.0140	Nationwide	23582	41-0417250				Harleysville Insurance Company	..OH.....	..IA.....	Nationwide Mutual Insurance Company	Ownership.....	100.000	Nationwide Mutual Insurance Company	...NO.....	
							Harleysville Insurance Company of New Jersey	..OH.....	..IA.....	Nationwide Mutual Insurance Company	Ownership.....	100.000	Nationwide Mutual Insurance Company	...NO.....	
.0140	Nationwide	42900	23-2253669				Harleysville Insurance Company of New York	..NJ.....	..IA.....	Nationwide Mutual Insurance Company	Ownership.....	100.000	Nationwide Mutual Insurance Company	...NO.....	
.0140	Nationwide	10674	23-2864924				Harleysville Preferred Insurance Company	..OH.....	..IA.....	Nationwide Mutual Insurance Company	Ownership.....	100.000	Nationwide Mutual Insurance Company	...NO.....	
.0140	Nationwide	35696	23-2384978				Harleysville Worcester Insurance Company	..OH.....	..IA.....	Nationwide Mutual Insurance Company	Ownership.....	100.000	Nationwide Mutual Insurance Company	...NO.....	
.0140	Nationwide	26182	04-1989660				Jefferson National Life Insurance Company	..TX.....	..IA.....	Nationwide Life Insurance Company	Ownership.....	100.000	Nationwide Mutual Insurance Company	...NO.....	
.0140	Nationwide	64017	75-0300900				Jerome Village Company, LLC	..OH.....	..NIA.....	Nationwide Realty Investors, Ltd.	Ownership.....	100.000	Nationwide Mutual Insurance Company	...NO.....	
.0140	Nationwide		74-1395229				Lone Star General Agency, Inc.	..TX.....	..IA.....	Nationwide Mutual Insurance Company	Ownership.....	100.000	Nationwide Mutual Insurance Company	...NO.....	
.0140	Nationwide	11991	38-0865250				National Casualty Company	..OH.....	..IA.....	Nationwide Mutual Insurance Company	Ownership.....	100.000	Nationwide Mutual Insurance Company	...NO.....	
.0140	Nationwide						National Casualty Company of America, Ltd.	..GBR.....	..IA.....	Nationwide Mutual Insurance Company	Ownership.....	100.000	Nationwide Mutual Insurance Company	...NO.....	
.0140	Nationwide		42-1154244				Nationwide Advantage Mortgage Company	..IA.....	..NIA.....	AMCO Insurance Company	Ownership.....	87.300	Nationwide Mutual Insurance Company	...YES.....	
							Nationwide Advantage Mortgage Company	..IA.....	..NIA.....	ALLIED Property & Casualty Insurance Company	Ownership.....	8.470	Nationwide Mutual Insurance Company	...YES.....	
.0140	Nationwide		42-1154244				Nationwide Advantage Mortgage Company	..IA.....	..NIA.....	Depositors Insurance Company	Ownership.....	4.230	Nationwide Mutual Insurance Company	...YES.....	
.0140	Nationwide	26093	48-0470690				Nationwide Affinity Insurance Company of America	..OH.....	..IA.....	Nationwide Mutual Insurance Company	Ownership.....	100.000	Nationwide Mutual Insurance Company	...NO.....	
.0140	Nationwide	28223	42-1015537				Nationwide Agribusiness Insurance Company	..IA.....	..IA.....	Nationwide Mutual Insurance Company	Ownership.....	100.000	Nationwide Mutual Insurance Company	...NO.....	
.0140	Nationwide		31-1578869				Nationwide Arena, LLC	..OH.....	..NIA.....	NRI Arena, LLC	Ownership.....	90.000	Nationwide Mutual Insurance Company	...NO.....	
.0140	Nationwide		20-8670712				Nationwide Asset Management, LLC	..OH.....	..NIA.....	Nationwide Mutual Insurance Company	Ownership.....	100.000	Nationwide Mutual Insurance Company	...NO.....	
.0140	Nationwide	10723	95-0639970				Nationwide Assurance Company	..OH.....	..IA.....	Nationwide Mutual Insurance Company	Ownership.....	100.000	Nationwide Mutual Insurance Company	...NO.....	
.0140	Nationwide		31-1036287				Nationwide Cash Management Company	..OH.....	..NIA.....	Nationwide Mutual Insurance Company	Ownership.....	100.000	Nationwide Mutual Insurance Company	...NO.....	
.0140	Nationwide		31-4416546				Nationwide Corporation	..OH.....	..NIA.....	Nationwide Mutual Insurance Company	Ownership.....	100.000	Nationwide Mutual Insurance Company	...YES.....	
.0140	Nationwide		31-1667326				Nationwide Financial Assignment Company	..OH.....	..NIA.....	Nationwide Life Insurance Company	Ownership.....	100.000	Nationwide Mutual Insurance Company	...NO.....	
.0140	Nationwide		23-2412039				Nationwide Financial General Agency, Inc.	..PA.....	..NIA.....	NFS Distributors, Inc.	Ownership.....	100.000	Nationwide Mutual Insurance Company	...NO.....	
.0140	Nationwide		31-6554353				Nationwide Financial Services Capital Trust	..DE.....	..NIA.....	Nationwide Financial Services, Inc.	Ownership.....	100.000	Nationwide Mutual Insurance Company	...NO.....	
.0140	Nationwide		31-1486870				Nationwide Financial Services, Inc.	..DE.....	..NIA.....	Nationwide Corporation	Ownership.....	100.000	Nationwide Mutual Insurance Company	...NO.....	
.0140	Nationwide		52-6969857				Nationwide Fund Advisors	..DE.....	..NIA.....	Nationwide Financial Services, Inc.	Ownership.....	100.000	Nationwide Mutual Insurance Company	...NO.....	
.0140	Nationwide		31-1748721				Nationwide Fund Distributors LLC	..DE.....	..NIA.....	NFS Distributors, Inc.	Ownership.....	100.000	Nationwide Mutual Insurance Company	...NO.....	
.0140	Nationwide		31-0900518				Nationwide Fund Management LLC	..DE.....	..NIA.....	NFS Distributors, Inc.	Ownership.....	100.000	Nationwide Mutual Insurance Company	...NO.....	
.0140	Nationwide	23760	31-4425763				Nationwide General Insurance Company	..OH.....	..IA.....	Nationwide Mutual Insurance Company	Ownership.....	100.000	Nationwide Mutual Insurance Company	...NO.....	
							Nationwide Global Services Company Private Limited	..IND.....	..NIA.....	Nationwide GSC Holding, Inc.	Ownership.....	99.990	Nationwide Mutual Insurance Company	...NO.....	
							Nationwide Global Services Company Private Limited	..IND.....	..NIA.....	Nationwide Nom, LLC	Ownership.....	0.010	Nationwide Mutual Insurance Company	...NO.....	
.0140	Nationwide		33-3724100				Nationwide GSC Holding, Inc.	..OH.....	..NIA.....	Nationwide Mutual Insurance Company	Ownership.....	100.000	Nationwide Mutual Insurance Company	...NO.....	
.0140	Nationwide	10070	31-1399201				Nationwide Indemnity Company	..OH.....	..IA.....	Nationwide Mutual Insurance Company	Ownership.....	100.000	Nationwide Mutual Insurance Company	...NO.....	
.0140	Nationwide	25453	95-2130882				Nationwide Insurance Company of America	..OH.....	..IA.....	Nationwide Mutual Insurance Company	Ownership.....	100.000	Nationwide Mutual Insurance Company	...NO.....	
.0140	Nationwide	10948	31-1613686				Nationwide Insurance Company of Florida	..OH.....	..IA.....	Nationwide Mutual Insurance Company	Ownership.....	100.000	Nationwide Mutual Insurance Company	...NO.....	

ANNUAL STATEMENT FOR THE YEAR 2025 OF THE SCOTTSDALE INSURANCE COMPANY

SCHEDULE Y

PART 1A - DETAILS OF INSURANCE HOLDING COMPANY SYSTEM

1	2	3	4	5	6	7	8	9	10	11	12	13	14	15	16
Group Code	Group Name	NAIC Company Code	ID Number	Federal RSSD	CIK	Name of Securities Exchange if Publicly Traded (U.S. or International)	Names of Parent, Subsidiaries Or Affiliates	Domiciliary Location	Relationship to Reporting Entity	Directly Controlled by (Name of Entity/Person)	Type of Control (Ownership, Board, Management, Attorney-in-Fact, Influence, Other)	If Control is Ownership Provide Percentage	Ultimate Controlling Entity(ies)/Person(s)	Is an SCA Filing Required? (Yes/No)	*
.0140	Nationwide		41-2206199				Nationwide Investment Advisors, LLC	OH	NIA	Nationwide Life Insurance Company	Ownership	100.000	Nationwide Mutual Insurance Company	NO	
.0140	Nationwide		73-0988442				Nationwide Investment Services Corporation	OK	NIA	Nationwide Life Insurance Company	Ownership	100.000	Nationwide Mutual Insurance Company	YES	
.0140	Nationwide	92657	31-1000740				Nationwide Life and Annuity Insurance Company	OH	IA	Nationwide Life Insurance Company	Ownership	100.000	Nationwide Mutual Insurance Company	NO	
.0140	Nationwide	97705	13-3139500				Nationwide Life and Benefits Insurance Company (fka Direct General Life Insurance Company)	SC	IA	Nationwide Life Insurance Company	Ownership	100.000	Nationwide Mutual Insurance Company	NO	
.0140	Nationwide	66869	31-4156830				Nationwide Life Insurance Company	OH	IA	Nationwide Financial Services, Inc.	Ownership	100.000	Nationwide Mutual Insurance Company	NO	
.0140	Nationwide		54-2113175				Nationwide Life Tax Credit Partners 2003-A, LLC	OH	OTH	Nationwide Life Insurance Company	Other	0.010	Nationwide Mutual Insurance Company	NO	1
.0140	Nationwide		58-2672725				Nationwide Life Tax Credit Partners 2003-B, LLC	OH	OTH	Nationwide Life Insurance Company	Other	0.010	Nationwide Mutual Insurance Company	NO	1
.0140	Nationwide		20-0382144				Nationwide Life Tax Credit Partners 2004-A, LLC	OH	OTH	Nationwide Life Insurance Company	Other	0.010	Nationwide Mutual Insurance Company	NO	1
.0140	Nationwide		20-2303694				Nationwide Life Tax Credit Partners 2005-A, LLC	OH	OTH	Nationwide Life Insurance Company	Other	0.010	Nationwide Mutual Insurance Company	NO	1
.0140	Nationwide		20-2303602				Nationwide Life Tax Credit Partners 2005-B, LLC	OH	OTH	Nationwide Life Insurance Company	Other	0.010	Nationwide Mutual Insurance Company	NO	1
.0140	Nationwide		27-1362364				Nationwide Life Tax Credit Partners 2009-1, LLC	OH	OTH	Nationwide Life Insurance Company	Other	0.010	Nationwide Mutual Insurance Company	NO	1
.0140	Nationwide		33-3698490				Nationwide Nom, LLC	OH	NIA	Nationwide Mutual Insurance Company	Ownership	100.000	Nationwide Mutual Insurance Company	NO	
.0140	Nationwide		42-1373380				Nationwide Sales Solutions, Inc. (fka Nationwide Member Solutions Agency Inc.)	IA	NIA	Nationwide Mutual Insurance Company	Ownership	100.000	Nationwide Mutual Insurance Company	NO	
.0140	Nationwide		75-3191025				Nationwide Mutual Capital, LLC	OH	NIA	Nationwide Mutual Insurance Company	Ownership	100.000	Nationwide Mutual Insurance Company	NO	
.0140	Nationwide	23787	31-4177100				Nationwide Mutual Insurance Company	OH	RE	Other non-Nationwide	Ownership		Other non-Nationwide	NO	
.0140	Nationwide		34-2012765				Nationwide Private Equity Fund, LLC	OH	NIA	Nationwide Mutual Insurance Company	Ownership	100.000	Nationwide Mutual Insurance Company	NO	
.0140	Nationwide	37877	31-0970750				Nationwide Property and Casualty Insurance Company	OH	IA	Nationwide Mutual Insurance Company	Ownership	100.000	Nationwide Mutual Insurance Company	NO	
.0140	Nationwide		31-1486309				Nationwide Realty Investors, Ltd.	OH	NIA	Nationwide Mutual Insurance Company	Ownership	97.150	Nationwide Mutual Insurance Company	NO	
.0140	Nationwide		31-1486309				Nationwide Realty Investors, Ltd.	OH	NIA	Nationwide Indemnity Company	Ownership	2.850	Nationwide Mutual Insurance Company	NO	
.0140	Nationwide		31-1486309				Nationwide Realty Management, LLC	OH	NIA	Nationwide Realty Investors, Ltd.	Ownership	100.000	Nationwide Mutual Insurance Company	NO	
.0140	Nationwide						Nationwide Realty Services, Ltd.	OH	NIA	Nationwide Mutual Insurance Company	Ownership	100.000	Nationwide Mutual Insurance Company	NO	
.0140	Nationwide		73-0948330				Nationwide Retirement Solutions, Inc.	DE	NIA	NFS Distributors, Inc.	Ownership	100.000	Nationwide Mutual Insurance Company	NO	
.0140	Nationwide		83-2250056				Nationwide SBL, LLC	OH	NIA	Nationwide Life and Annuity Insurance Company	Ownership	100.000	Nationwide Mutual Insurance Company	NO	
.0140	Nationwide		36-2434406				Nationwide Securities, LLC	OH	NIA	NFS Distributors, Inc.	Ownership	100.000	Nationwide Mutual Insurance Company	NO	
.0140	Nationwide		46-1952215				Nationwide Tax Credit Partners 2013-A, LLC	OH	OTH	Nationwide Life Insurance Company	Other	0.010	Nationwide Mutual Insurance Company	NO	1
.0140	Nationwide		46-1971926				Nationwide Tax Credit Partners 2013-B, LLC	OH	OTH	Nationwide Life Insurance Company	Other	0.010	Nationwide Mutual Insurance Company	NO	1
.0140	Nationwide		31-1592130	2729677			Nationwide Trust Company, FSB	US	NIA	Nationwide Financial Services, Inc.	Ownership	100.000	Nationwide Mutual Insurance Company	NO	
.0140	Nationwide		20-5976272				Nationwide Ventures, LLC	OH	NIA	Nationwide Mutual Insurance Company	Ownership	100.000	Nationwide Mutual Insurance Company	NO	
.0140	Nationwide		85-4193218				NCS Arizona, LLC	OH	NIA	Nationwide Mutual Insurance Company	Ownership	100.000	Nationwide Mutual Insurance Company	NO	
.0140	Nationwide		11-3651828				ND La Quinta Partners, LLC	DE	NIA	Nationwide Realty Investors, Ltd.	Ownership	95.000	Nationwide Mutual Insurance Company	NO	
.0140	Nationwide		31-1630871				NFS Distributors, Inc.	DE	NIA	Nationwide Financial Services, Inc.	Ownership	100.000	Nationwide Mutual Insurance Company	NO	
.0140	Nationwide		93-4557312				NLAIC REO Holdings, LLC	OH	NIA	Nationwide Life and Annuity Insurance Company	Ownership	100.000	Nationwide Mutual Insurance Company	NO	
.0140	Nationwide		82-5195340				NLIC REO Holdings, LLC	OH	NIA	Nationwide Life Insurance Company	Ownership	100.000	Nationwide Mutual Insurance Company	NO	
.0140	Nationwide		82-5194959				NMIC REO Holdings, LLC	OH	NIA	Nationwide Mutual Insurance Company	Ownership	100.000	Nationwide Mutual Insurance Company	NO	
.0140	Nationwide		46-3762545				NN0V8, LLC	OH	NIA	Nationwide Mutual Insurance Company	Ownership	100.000	Nationwide Mutual Insurance Company	NO	
.0140	Nationwide		20-4939866				North of Third, LLC	OH	NIA	NRI Equity Land Investments, LLC	Ownership	100.000	Nationwide Mutual Insurance Company	NO	
.0140	Nationwide		31-1486309				NRI Arena, LLC	OH	NIA	Nationwide Realty Investors, Ltd.	Ownership	100.000	Nationwide Mutual Insurance Company	NO	
.0140	Nationwide		31-1486309				NRI Brookside, LLC	OH	NIA	Nationwide Realty Investors, Ltd.	Ownership	100.000	Nationwide Mutual Insurance Company	NO	

ANNUAL STATEMENT FOR THE YEAR 2025 OF THE SCOTTSDALE INSURANCE COMPANY

SCHEDULE Y
PART 1A - DETAILS OF INSURANCE HOLDING COMPANY SYSTEM

1	2	3	4	5	6	7	8	9	10	11	12	13	14	15	16
Group Code	Group Name	NAIC Company Code	ID Number	Federal RSSD	CIK	Name of Securities Exchange if Publicly Traded (U.S. or International)	Names of Parent, Subsidiaries Or Affiliates	Domi-ciliary Location	Relation-ship to Reporting Entity	Directly Controlled by (Name of Entity/Person)	Type of Control (Ownership, Board, Management, Attorney-in-Fact, Influence, Other)	If Control is Ownership Provide Percentage	Ultimate Controlling Entity(ies)/Person(s)	Is an SCA Filing Re-quired? (Yes/No)	*
.0140	Nationwide		31-1486309				NRI Builders, LLC	OH	NIA	Nationwide Realty Investors, Ltd.	Ownership	100.000	Nationwide Mutual Insurance Company	NO	
.0140	Nationwide		31-1486309				NRI Cavasson, LLC	OH	NIA	Nationwide Realty Investors, Ltd.	Ownership	100.000	Nationwide Mutual Insurance Company	NO	
.0140	Nationwide		31-1486309				NRI Corporate Housing, LLC	OH	NIA	Nationwide Realty Investors, Ltd.	Ownership	100.000	Nationwide Mutual Insurance Company	NO	
.0140	Nationwide		31-1486309				NRI Cramer Creek, LLC	OH	NIA	Nationwide Realty Investors, Ltd.	Ownership	100.000	Nationwide Mutual Insurance Company	NO	
.0140	Nationwide		20-4939866				NRI Equity Land Investments, LLC	OH	NIA	Nationwide Realty Investors, Ltd.	Ownership	80.000	Nationwide Mutual Insurance Company	NO	
.0140	Nationwide		26-0212217				NRI Equity Tampa, LLC	OH	NIA	Nationwide Realty Investors, Ltd.	Ownership	100.000	Nationwide Mutual Insurance Company	NO	
.0140	Nationwide		31-1486309				NRI Office Ventures, Ltd	OH	NIA	Nationwide Realty Investors, Ltd.	Ownership	100.000	Nationwide Mutual Insurance Company	NO	
.0140	Nationwide		31-1580283				NRI Telecom, LLC	OH	NIA	NID Investments, LLC	Ownership	100.000	Nationwide Mutual Insurance Company	NO	
.0140	Nationwide		31-1486309				NRI-Rivulon, LLC	OH	NIA	Nationwide Realty Investors, Ltd.	Ownership	100.000	Nationwide Mutual Insurance Company	NO	
.0140	Nationwide		65-0416844				NSM Sales Corporation	NV	NIA	Nationwide Life Insurance Company	Ownership	100.000	Nationwide Mutual Insurance Company	NO	
.0140	Nationwide		90-0729552				NTCIF-2011, LLC	OH	NIA	Nationwide Mutual Insurance Company	Ownership	100.000	Nationwide Mutual Insurance Company	NO	
.0140	Nationwide		27-4700627				NTCP 2011-A, LLC	OH	OTH	Nationwide Life Insurance Company	Other	0.010	Nationwide Mutual Insurance Company	NO	1
.0140	Nationwide		46-0741029				NTCP 2012-A, LLC	OH	OTH	Nationwide Life Insurance Company	Other	0.010	Nationwide Mutual Insurance Company	NO	1
.0140	Nationwide		46-3308966				NTCP 2013-C, LLC	OH	OTH	Nationwide Life Insurance Company	Other	0.010	Nationwide Mutual Insurance Company	NO	1
.0140	Nationwide		46-4111078				NTCP 2014-A, LLC	OH	OTH	Nationwide Life Insurance Company	Other	0.010	Nationwide Mutual Insurance Company	NO	1
.0140	Nationwide		47-1404116				NTCP 2014-B, LLC	OH	OTH	Nationwide Life Insurance Company	Other	0.010	Nationwide Mutual Insurance Company	NO	1
.0140	Nationwide		47-1413242				NTCP 2014-C, LLC	OH	NIA	Nationwide Life Insurance Company	Ownership	100.000	Nationwide Mutual Insurance Company	NO	
.0140	Nationwide		47-3909345				NTCP 2015-A, LLC	OH	OTH	Nationwide Life Insurance Company	Other	0.010	Nationwide Mutual Insurance Company	NO	1
.0140	Nationwide		47-4148470				NTCP 2015-B, LLC	OH	OTH	Nationwide Life Insurance Company	Other	0.010	Nationwide Mutual Insurance Company	NO	1
.0140	Nationwide		81-3836925				NTCP 2016-A, LLC	OH	OTH	Nationwide Life Insurance Company	Other	0.010	Nationwide Mutual Insurance Company	NO	1
.0140	Nationwide		82-2015065				NTCP 2017-A, LLC	OH	OTH	Nationwide Life Insurance Company	Other	0.010	Nationwide Mutual Insurance Company	NO	1
.0140	Nationwide		44-1969518				NW Fyrebyrd, LLC	OH	NIA	NNOV8, LLC	Ownership	100.000	Nationwide Mutual Insurance Company	NO	
.0140	Nationwide		85-3363961				NW Next, LLC	OH	NIA	NNOV8, LLC	Ownership	100.000	Nationwide Mutual Insurance Company	NO	
.0140	Nationwide		81-0936428				NW Private Debt, LLC	OH	NIA	Nationwide Mutual Insurance Company	Ownership	100.000	Nationwide Mutual Insurance Company	NO	
.0140	Nationwide		26-1903919				NW REI, LLC	DE	NIA	Nationwide Mutual Insurance Company	Ownership	100.000	Nationwide Mutual Insurance Company	NO	
.0140	Nationwide		92-1294202				NW-Adams, LLC	OH	NIA	NW REI, LLC	Ownership	100.000	Nationwide Mutual Insurance Company	NO	
.0140	Nationwide		41-3171928				NW-Aureum II & III, LLC	OH	NIA	Nationwide Mutual Insurance Company	Ownership	100.000	Nationwide Mutual Insurance Company	NO	
.0140	Nationwide		41-2593219				NW-Aureum II, LLC	OH	NIA	Nationwide Mutual Insurance Company	Ownership	100.000	Nationwide Mutual Insurance Company	NO	
.0140	Nationwide		41-2621410				NW-Aureum III, LLC	OH	NIA	Nationwide Mutual Insurance Company	Ownership	100.000	Nationwide Mutual Insurance Company	NO	
.0140	Nationwide		99-3508624				NW-Aureum, LLC	OH	NIA	NW REI (NLIC), LLC	Ownership	100.000	Nationwide Mutual Insurance Company	NO	
.0140	Nationwide		92-2674633				NW-Brandon LLC	OH	NIA	NW REI (NLIC), LLC	Ownership	100.000	Nationwide Mutual Insurance Company	NO	
.0140	Nationwide		87-0847675				NW-Broadway at Surf, LLC	OH	NIA	NMIC REO Holdings, LLC	Ownership	100.000	Nationwide Mutual Insurance Company	NO	
.0140	Nationwide		88-2152576				NW-Coifax, LLC	OH	NIA	NW REI (NLAIC), LLC	Ownership	100.000	Nationwide Mutual Insurance Company	NO	
.0140	Nationwide		92-0292630				NW-Conroe, LLC	OH	NIA	Nationwide Life Insurance Company	Ownership	100.000	Nationwide Mutual Insurance Company	NO	
.0140	Nationwide		87-3648595				NW-Corazon, LLC	OH	NIA	Nationwide Life Insurance Company	Ownership	100.000	Nationwide Mutual Insurance Company	NO	
.0140	Nationwide		99-3065627				NW-Denton, LLC	OH	NIA	NW REI, LLC	Ownership	100.000	Nationwide Mutual Insurance Company	NO	
.0140	Nationwide		86-1538532				NW-Escalante II, LLC	OH	NIA	NW REI, LLC	Ownership	100.000	Nationwide Mutual Insurance Company	NO	
.0140	Nationwide		92-3310596				NW-FSU, LLC	OH	NIA	NW REI (NLIC), LLC	Ownership	100.000	Nationwide Mutual Insurance Company	NO	
.0140	Nationwide		31-1580283				NWD 205 Vine, LLC	OH	NIA	NID Investments, LLC	Ownership	100.000	Nationwide Mutual Insurance Company	NO	
.0140	Nationwide		31-1580283				NWD 225 Nationwide, LLC	OH	NIA	NID Investments, LLC	Ownership	100.000	Nationwide Mutual Insurance Company	NO	
.0140	Nationwide		31-1580283				NWD 230 West, LLC	OH	NIA	NID Investments, LLC	Ownership	100.000	Nationwide Mutual Insurance Company	NO	
.0140	Nationwide		31-1580283				NWD 240 Nationwide, LLC	OH	NIA	NID Investments, LLC	Ownership	100.000	Nationwide Mutual Insurance Company	NO	
.0140	Nationwide		31-1580283				NWD 250 Brodbelt, LLC	OH	NIA	NID Investments, LLC	Ownership	100.000	Nationwide Mutual Insurance Company	NO	
.0140	Nationwide		31-1580283				NWD 250 West, LLC	OH	NIA	NID Investments, LLC	Ownership	100.000	Nationwide Mutual Insurance Company	NO	
.0140	Nationwide		31-1580283				NWD 265 Neil, LLC	OH	NIA	NID Investments, LLC	Ownership	100.000	Nationwide Mutual Insurance Company	NO	
.0140	Nationwide		31-1580283				NWD 275 Marconi, LLC	OH	NIA	NID Investments, LLC	Ownership	100.000	Nationwide Mutual Insurance Company	NO	
.0140	Nationwide		31-1580283				NWD 300 Neil, LLC	OH	NIA	NID Investments, LLC	Ownership	100.000	Nationwide Mutual Insurance Company	NO	
.0140	Nationwide		31-1580283				NWD 300 Spring, LLC	OH	NIA	NID Investments, LLC	Ownership	100.000	Nationwide Mutual Insurance Company	NO	
.0140	Nationwide		31-1580283				NWD 355 McConnell, LLC	OH	NIA	NID Investments, LLC	Ownership	100.000	Nationwide Mutual Insurance Company	NO	

ANNUAL STATEMENT FOR THE YEAR 2025 OF THE SCOTTSDALE INSURANCE COMPANY

SCHEDULE Y

PART 1A - DETAILS OF INSURANCE HOLDING COMPANY SYSTEM

1	2	3	4	5	6	7	8	9	10	11	12	13	14	15	16
Group Code	Group Name	NAIC Company Code	ID Number	Federal RSSD	CIK	Name of Securities Exchange if Publicly Traded (U.S. or International)	Names of Parent, Subsidiaries Or Affiliates	Domiciliary Location	Relationship to Reporting Entity	Directly Controlled by (Name of Entity/Person)	Type of Control (Ownership, Board, Management, Attorney-in-Fact, Influence, Other)	If Control is Ownership Provide Percentage	Ultimate Controlling Entity(ies)/Person(s)	Is an SCA Filing Required? (Yes/No)	*
.0140	Nationwide		31-1580283				NWD 425 Nationwide, LLC	OH	NIA	NWD Investments, LLC	Ownership	100.000	Nationwide Mutual Insurance Company	NO	
.0140	Nationwide		31-1580283				NWD 500 Nationwide, LLC	OH	NIA	NWD Investments, LLC	Ownership	100.000	Nationwide Mutual Insurance Company	NO	
.0140	Nationwide		31-1580283				NWD Arena Crossing, LLC	OH	NIA	NWD Investments, LLC	Ownership	100.000	Nationwide Mutual Insurance Company	NO	
.0140	Nationwide		31-1580283				NWD Arena District I, LLC	OH	NIA	NWD Investments, LLC	Ownership	100.000	Nationwide Mutual Insurance Company	NO	
.0140	Nationwide		31-1580283				NWD Arena District II, LLC	OH	NIA	NWD Investments, LLC	Ownership	100.000	Nationwide Mutual Insurance Company	NO	
.0140	Nationwide		31-1580283				NWD Arena District MM, LLC	OH	NIA	NWD Investments, LLC	Ownership	100.000	Nationwide Mutual Insurance Company	NO	
.0140	Nationwide		31-1580283				NWD Arena District PW, LLC	OH	NIA	NWD Investments, LLC	Ownership	100.000	Nationwide Mutual Insurance Company	NO	
.0140	Nationwide		31-1580283				NWD Arena District V, LLC	OH	NIA	NWD Investments, LLC	Ownership	100.000	Nationwide Mutual Insurance Company	NO	
.0140	Nationwide		31-1580283				NWD Athletic Club, LLC	OH	NIA	NWD Investments, LLC	Ownership	100.000	Nationwide Mutual Insurance Company	NO	
.0140	Nationwide		88-2975730				NW-Boise, LLC	OH	NIA	Nationwide Life Insurance Company	Ownership	100.000	Nationwide Mutual Insurance Company	NO	
.0140	Nationwide		31-1580283				NWD Brodbelt, LLC	OH	NIA	NWD Investments, LLC	Ownership	100.000	Nationwide Mutual Insurance Company	NO	
.0140	Nationwide		30-0876022				NWD Franklinton, LLC	OH	NIA	Nationwide Realty Investors, Ltd.	Ownership	80.000	Nationwide Mutual Insurance Company	NO	
.0140	Nationwide		31-4118665				NWD HP, LLC	OH	NIA	NWD Investments, LLC	Ownership	75.000	Nationwide Mutual Insurance Company	NO	
.0140	Nationwide		31-1580283				NWD Investments, LLC	OH	NIA	Nationwide Realty Investors, Ltd.	Ownership	80.000	Nationwide Mutual Insurance Company	NO	
.0140	Nationwide		31-1486309				NWGH, LLC	OH	NIA	Nationwide Realty Investors, Ltd.	Ownership	75.000	Nationwide Mutual Insurance Company	NO	
.0140	Nationwide		92-2943602				NW-Holly Springs, LLC	OH	NIA	Nationwide Mutual Insurance Company	Ownership	100.000	Nationwide Mutual Insurance Company	NO	
.0140	Nationwide		92-3558072				NW-Huntersville, LLC	OH	NIA	NW REI, LLC	Ownership	100.000	Nationwide Mutual Insurance Company	NO	
.0140	Nationwide		47-2482818				NW-Jasper WAG, LLC	OH	NIA	NW REI, LLC	Ownership	100.000	Nationwide Mutual Insurance Company	NO	
.0140	Nationwide		87-3767006				NW-Kingsbury, LLC	OH	NIA	Nationwide Life Insurance Company	Ownership	100.000	Nationwide Mutual Insurance Company	NO	
.0140	Nationwide		81-5146596				NW-Logan, LLC	OH	NIA	NW REI, LLC	Ownership	100.000	Nationwide Mutual Insurance Company	NO	
.0140	Nationwide		87-1565013				NW-Midtown, LLC	OH	NIA	NW REI, LLC	Ownership	100.000	Nationwide Mutual Insurance Company	NO	
.0140	Nationwide		88-2595124				NW-OG, LLC	OH	NIA	NW REI, LLC	Ownership	100.000	Nationwide Mutual Insurance Company	NO	
.0140	Nationwide		39-3873420				NW-One Kelly, LLC	OH	NIA	NW REI, LLC	Ownership	100.000	Nationwide Mutual Insurance Company	NO	
.0140	Nationwide		83-2260477				NW-ORBD, LLC	OH	NIA	NW REI (NMFIC), LLC	Ownership	100.000	Nationwide Mutual Insurance Company	NO	
.0140	Nationwide		93-1728625				NW-Pleasant Prairie, LLC	OH	NIA	NW REI (NLIC), LLC	Ownership	100.000	Nationwide Mutual Insurance Company	NO	
.0140	Nationwide		47-2449044				NW-Promenade at Madison, LLC	OH	NIA	NW REI, LLC	Ownership	100.000	Nationwide Mutual Insurance Company	NO	
.0140	Nationwide		87-1367836				NW-Rancho, LLC	OH	NIA	NW REI, LLC	Ownership	100.000	Nationwide Mutual Insurance Company	NO	
.0140	Nationwide		86-3702669				NW-RPG Cranberry, LLC	OH	NIA	NW REI, LLC	Ownership	100.000	Nationwide Mutual Insurance Company	NO	
.0140	Nationwide		87-3273918				NW-San Marco, LLC	OH	NIA	Nationwide Life Insurance Company	Ownership	100.000	Nationwide Mutual Insurance Company	NO	
.0140	Nationwide		33-4906424				NW-Southpointe, LLC	OH	NIA	NLIC REO Holdings, LLC	Ownership	100.000	Nationwide Mutual Insurance Company	NO	
.0140	Nationwide		87-3289289				NW-San Pablo, LLC	OH	NIA	NW REI, LLC	Ownership	100.000	Nationwide Mutual Insurance Company	NO	
.0140	Nationwide		81-3212025				NW-Springfield, LLC	OH	NIA	NW REI, LLC	Ownership	100.000	Nationwide Mutual Insurance Company	NO	
.0140	Nationwide		93-2022585				NW-Spring Hill, LLC	OH	NIA	NW REI, LLC	Ownership	100.000	Nationwide Mutual Insurance Company	NO	
.0140	Nationwide		92-2878794				NW-SR-16, LLC	OH	NIA	NW REI, LLC	Ownership	100.000	Nationwide Mutual Insurance Company	NO	
.0140	Nationwide		39-2934629				NW-Twin Lakes (Charlotte), LLC	OH	NIA	NW REI (NLIC), LLC	Ownership	100.000	Nationwide Mutual Insurance Company	NO	
.0140	Nationwide		92-0677233				NW-UNCC, LLC	OH	NIA	NW REI (NLIC), LLC	Ownership	100.000	Nationwide Mutual Insurance Company	NO	
.0140	Nationwide		81-1603024				NW REI (NLAIC), LLC	OH	NIA	Nationwide Life and Annuity Insurance Company	Ownership	100.000	Nationwide Mutual Insurance Company	NO	
.0140	Nationwide		81-1619428				NW REI (NLIC), LLC	OH	NIA	Nationwide Life Insurance Company	Ownership	100.000	Nationwide Mutual Insurance Company	NO	
.0140	Nationwide		81-1861190				NW REI (NMFIC), LLC	OH	NIA	Nationwide Mutual Insurance Company	Ownership	100.000	Nationwide Mutual Insurance Company	NO	
.0140	Nationwide		31-0947092				OCH Company, LLC	OH	NIA	Nationwide Realty Investors, Ltd.	Ownership	100.000	Nationwide Mutual Insurance Company	NO	
			26-0263012				Old Track Street Owners Association, Inc.	OH	OTH	Other non-Nationwide	Other		Other non-Nationwide	NO	2
.0140	Nationwide	13999	27-1712056				Olentany Reinsurance, LLC	VT	IA	Nationwide Life and Annuity Insurance Company	Ownership	100.000	Nationwide Mutual Insurance Company	NO	
.0140	Nationwide		31-1486309				Perimeter A, Ltd.	OH	NIA	Nationwide Realty Investors, Ltd.	Ownership	100.000	Nationwide Mutual Insurance Company	NO	
.0140	Nationwide		20-4939866				Rail Street Parking, LLC	OH	NIA	NRI Equity Land Investments, LLC	Ownership	100.000	Nationwide Mutual Insurance Company	NO	
							Registered Investment Advisors Services, Inc.								
.0140	Nationwide		75-2938844				Retention Alternatives Ltd.	TX	NIA	Nationwide Financial Services, Inc.	Ownership	100.000	Nationwide Mutual Insurance Company	NO	
.0140	Nationwide		82-0549218				Retention Alternatives Ltd.	BMJ	IA	Nationwide Mutual Insurance Company	Ownership	100.000	Nationwide Mutual Insurance Company	NO	

98.5

ANNUAL STATEMENT FOR THE YEAR 2025 OF THE SCOTTSDALE INSURANCE COMPANY

SCHEDULE Y

PART 1A - DETAILS OF INSURANCE HOLDING COMPANY SYSTEM

1	2	3	4	5	6	7	8	9	10	11	12	13	14	15	16
Group Code	Group Name	NAIC Company Code	ID Number	Federal RSSD	CIK	Name of Securities Exchange if Publicly Traded (U.S. or International)	Names of Parent, Subsidiaries Or Affiliates	Domiciliary Location	Relationship to Reporting Entity	Directly Controlled by (Name of Entity/Person)	Type of Control (Ownership, Board, Management, Attorney-in-Fact, Influence, Other)	If Control is Ownership Provide Percentage	Ultimate Controlling Entity(ies)/Person(s)	Is an SCA Filing Required? (Yes/No)	*
.0140	Nationwide	15580	31-1117969				Scottsdale Indemnity Company	..OH.....	..IA.....	Nationwide Mutual Insurance Company	Ownership.....	100.000	Nationwide Mutual Insurance CompanyNO.....	
.0140	Nationwide	41297	31-1024978				Scottsdale Insurance Company	..OH.....	..IA.....	Nationwide Mutual Insurance Company	Ownership.....	100.000	Nationwide Mutual Insurance CompanyNO.....	
.0140	Nationwide	10672	86-0835870				Scottsdale Surplus Lines Insurance Company	..AZ.....	..IA.....	Scottsdale Insurance Company	Ownership.....	100.000	Nationwide Mutual Insurance CompanyNO.....	
.0140	Nationwide						The Association Benefits Solution, LLC	..DE.....	..NIA.....	Nationwide Life Insurance Company	Ownership.....	100.000	Nationwide Mutual Insurance CompanyNO.....	
.0140	Nationwide		31-1610040				The Waterfront Partners, LLC	..OH.....	..NIA.....	Nationwide Realty Investors, Ltd.	Ownership.....	50.000	Nationwide Mutual Insurance CompanyNO.....	
.0140	Nationwide	36269	86-0619597				Titan Insurance Company	..MI.....	..IA.....	Nationwide Mutual Insurance Company	Ownership.....	100.000	Nationwide Mutual Insurance CompanyNO.....	
.0140	Nationwide		75-1284530				Titan Insurance Services, Inc.	..TX.....	..IA.....	Nationwide Mutual Insurance Company	Ownership.....	100.000	Nationwide Mutual Insurance CompanyNO.....	
.0140	Nationwide		33-0160222				V.P.I. Services, Inc.	..CA.....	..IA.....	Veterinary Pet Insurance Company	Ownership.....	100.000	Nationwide Mutual Insurance CompanyNO.....	
.0140	Nationwide	42285	95-3750113				Veterinary Pet Insurance Company	..OH.....	..IA.....	Scottsdale Insurance Company	Ownership.....	100.000	Nationwide Mutual Insurance CompanyNO.....	
.0140	Nationwide	42889	34-1394913				Victoria Fire & Casualty Company	..OH.....	..IA.....	Nationwide Mutual Insurance Company	Ownership.....	100.000	Nationwide Mutual Insurance CompanyNO.....	
.0140	Nationwide	10105	34-1777972				Victoria Select Insurance Company	..OH.....	..IA.....	Victoria Fire & Casualty Insurance Company	Ownership.....	100.000	Nationwide Mutual Insurance CompanyNO.....	
.0140	Nationwide		87-3248762				Virtuo 2920, LLC	..DE.....	..NIA.....	Nationwide Mutual Insurance Company	Ownership.....	100.000	Nationwide Mutual Insurance CompanyNO.....	
.0140	Nationwide		87-3271892				Virtuo 2920 Mezz, LLC	..DE.....	..NIA.....	Nationwide Mutual Insurance Company	Ownership.....	100.000	Nationwide Mutual Insurance CompanyNO.....	

Asterisk	Explanation
1	Nationwide retains management responsibility for these entities, despite a minority ownership stake.
2	Other ownership indicates a non-ownership circumstance by a Nationwide entity.

ANNUAL STATEMENT FOR THE YEAR 2025 OF THE SCOTTSDALE INSURANCE COMPANY

SCHEDULE Y

PART 2 - SUMMARY OF INSURER'S TRANSACTIONS WITH ANY AFFILIATES

1	2	3	4	5	6	7	8	9	10	11	12	13
NAIC Company Code	ID Number	Names of Insurers and Parent, Subsidiaries or Affiliates	Shareholder Dividends	Capital Contributions	Purchases, Sales or Exchanges of Loans, Securities, Real Estate, Mortgage Loans or Other Investments	Income/ (Disbursements) Incurred in Connection with Guarantees or Undertakings for the Benefit of any Affiliate(s)	Management Agreements and Service Contracts	Income/ (Disbursements) Incurred Under Reinsurance Agreements	*	Any Other Material Activity Not in the Ordinary Course of the Insurer's Business	Totals	Reinsurance Recoverable/ (Payable) on Losses and/or Reserve Credit Taken/(Liability)
10127	27-0114983	Allied Insurance Company of America							*			94,446,066
42579	42-1201931	Allied Property & Casualty Insurance Company							*			375,402,864
19100	42-6054959	AMCO Insurance Company							*			466,413,275
29262	74-1061659	Colonial County Mutual Insurance Company							*			119,467,440
18961	68-0066866	Crestbrook Insurance Company							*			551,046,285
42587	42-1207150	Depositors Insurance Company							*			382,352,588
	33-0096671	DVM Insurance Agency, Inc	(224,208)								(224,208)	
15821	47-4523959	Eagle Captive Reinsurance, LLC	(530,000,000)								(530,000,000)	(4,422,481,212)
22209	75-6013587	Freedom Specialty Insurance Company										968,422,932
23582	41-0417250	Harleysville Insurance Company							*			358,077,118
42900	16-1075588	Harleysville Insurance Company of New Jersey							*			163,235,865
10674	23-2864924	Harleysville Insurance Company of New York							*			494,948,951
35696	23-2384978	Harleysville Preferred Insurance Company							*			145,349,425
26182	04-1989660	Harleysville Worcester Insurance Company							*			300,122,856
64017	75-0300900	Jefferson National Life Insurance Co	(7,648,883)								(7,648,883)	
11991	38-0865250	National Casualty Company							*			2,439,100,114
26093	48-0470690	Nationwide Affinity Insurance Company of America							*			306,658,011
28223	42-1015537	Nationwide Agribusiness Insurance Company							*			1,065,360,470
10723	95-0639970	Nationwide Assurance Company							*			403,395,936
31-1486870		Nationwide Financial Services, Inc		(75,000,000)							(75,000,000)	
23760	31-4425763	Nationwide General Insurance Company							*			1,592,854,368
33-3724100		Nationwide GSC Holdings, Inc		28,800							28,800	
10070	31-1399201	Nationwide Indemnity Company	1,151,315						*		1,151,315	848,012,878
25453	95-2130882	Nationwide Insurance Company of America							*			1,458,617,759
10948	31-1613686	Nationwide Insurance Company of Florida							*			90,835,481
92657	31-1000740	Nationwide Life and Annuity Insurance Company		393,000,000							393,000,000	3,044,136,885
66869	31-4156830	Nationwide Life Insurance Company	537,648,883	(325,000,000)							212,648,883	1,378,344,327
	75-3191025	Nationwide Mutual Capital, LLC	109,550								109,550	
23787	31-4177100	Nationwide Mutual Insurance Company	(12,535,212)	(195,483,476)					*		(208,018,688)	(19,793,120,996)
	33-3698490	Nationwide Nom, LLC		1,200							1,200	
	34-2012765	Nationwide Private Equity Fund, LLC	279,415	38,840							318,255	
37877	31-0970750	Nationwide Property & Casualty Insurance Company		4,394,880					*		4,394,880	1,097,130,781
	31-1486309	Nationwide Realty Investors	(40,000,000)	9,332,617							(30,667,383)	
	83-2250056	Nationwide SBL, LLC		7,000,000							7,000,000	
	20-5976272	Nationwide Ventures, LLC		17,952,369							17,952,369	
	31-0871532	NBS Insurance Agency, Inc	(9,482,533)								(9,482,533)	
	85-4193218	NCS Arizona, LLC		2,000,000							2,000,000	
	82-5194959	NMIC REO Holdings, LLC		39,251,834							39,251,834	

ANNUAL STATEMENT FOR THE YEAR 2025 OF THE SCOTTSDALE INSURANCE COMPANY

SCHEDULE Y

PART 2 - SUMMARY OF INSURER'S TRANSACTIONS WITH ANY AFFILIATES

1	2	3	4	5	6	7	8	9	10	11	12	13
NAIC Company Code	ID Number	Names of Insurers and Parent, Subsidiaries or Affiliates	Shareholder Dividends	Capital Contributions	Purchases, Sales or Exchanges of Loans, Securities, Real Estate, Mortgage Loans or Other Investments	Income/ (Disbursements) Incurred in Connection with Guarantees or Undertakings for the Benefit of any Affiliate(s)	Management Agreements and Service Contracts	Income/ (Disbursements) Incurred Under Reinsurance Agreements	*	Any Other Material Activity Not in the Ordinary Course of the Insurer's Business	Totals	Reinsurance Recoverable/ (Payable) on Losses and/or Reserve Credit Taken/(Liability)
.....	26-1903919	NW REI, LLC	57,321,782	36,850,358							94,172,140	
.....	82-4282099	OYS Fund, LLC	88,925								88,925	
.....	20-1169305	Prisma Polyphony Fund, LLC	456,331								456,331	
.....	15580	Scottsdale Indemnity Company										515,963,824
.....	41297	Scottsdale Insurance Company							*			5,331,929,029
.....	10672	Scottsdale Surplus Lines Insurance Company		33,000,000							33,000,000	94,830,546
.....	36269	Titan Insurance Company										(2,818)
.....	42285	Veterinary Pet Insurance Company	224,208						*		224,208	126,660,872
.....	42889	Victoria Fire & Casualty Company							*			2,097,549
.....	10105	Victoria Select Insurance Company										390,531
.....	87-3248762	Virtuo 2920 Mezz, LLC	2,610,427	52,632,578							55,243,005	
9999999	Control Totals								XXX			

ANNUAL STATEMENT FOR THE YEAR 2025 OF THE SCOTTSDALE INSURANCE COMPANY

SCHEDULE Y

PART 3 - ULTIMATE CONTROLLING PARTY AND LISTING OF OTHER U.S. INSURANCE GROUPS OR ENTITIES UNDER THAT ULTIMATE CONTROLLING PARTY'S CONTROL

1 Insurers in Holding Company	2 Owners with Greater Than 10% Ownership	3 Ownership Percentage Column 2 of Column 1	4 Granted Disclaimer of Control/ Affiliation of Column 2 Over Column 1 (Yes/No)	5 Ultimate Controlling Party	6 U.S. Insurance Groups or Entities Controlled by Column 5	7 Ownership Percentage (Column 5 of Column 6)	8 Granted Disclaimer of Control/ Affiliation of Column 5 Over Column 6 (Yes/No)
Allied Insurance Company of America	Nationwide Mutual Insurance Company	100.000	NO	Nationwide Mutual Insurance Company	Nationwide	100.000	NO
Allied Property & Casualty Insurance Company	Nationwide Mutual Insurance Company	100.000	NO	Nationwide Mutual Insurance Company	Nationwide	100.000	NO
AMCO Insurance Company	Nationwide Mutual Insurance Company	100.000	NO	Nationwide Mutual Insurance Company	Nationwide	100.000	NO
Colonial County Mutual Insurance Company	Lone Star General Agency, Inc.	100.000	NO	Nationwide Mutual Insurance Company	Nationwide	100.000	NO
Crestbrook Insurance Company	Nationwide Mutual Insurance Company	100.000	NO	Nationwide Mutual Insurance Company	Nationwide	100.000	NO
Depositors Insurance Company	Nationwide Mutual Insurance Company	100.000	NO	Nationwide Mutual Insurance Company	Nationwide	100.000	NO
Eagle Captive Reinsurance, LLC	Nationwide Life Insurance Company	100.000	NO	Nationwide Mutual Insurance Company	Nationwide	100.000	NO
Freedom Specialty Insurance Company	Scottsdale Insurance Company	100.000	NO	Nationwide Mutual Insurance Company	Nationwide	100.000	NO
Harleysville Insurance Company	Nationwide Mutual Insurance Company	100.000	NO	Nationwide Mutual Insurance Company	Nationwide	100.000	NO
Harleysville Insurance Company of New Jersey	Nationwide Mutual Insurance Company	100.000	NO	Nationwide Mutual Insurance Company	Nationwide	100.000	NO
Harleysville Insurance Company of New York	Nationwide Mutual Insurance Company	100.000	NO	Nationwide Mutual Insurance Company	Nationwide	100.000	NO
Harleysville Preferred Insurance Company	Nationwide Mutual Insurance Company	100.000	NO	Nationwide Mutual Insurance Company	Nationwide	100.000	NO
Harleysville Worcester Insurance Company	Nationwide Mutual Insurance Company	100.000	NO	Nationwide Mutual Insurance Company	Nationwide	100.000	NO
Jefferson National Life Insurance Company	Nationwide Life Insurance Company	100.000	NO	Nationwide Mutual Insurance Company	Nationwide	100.000	NO
National Casualty Company	Nationwide Mutual Insurance Company	100.000	NO	Nationwide Mutual Insurance Company	Nationwide	100.000	NO
Nationwide Affinity Insurance Company of America	Nationwide Mutual Insurance Company	100.000	NO	Nationwide Mutual Insurance Company	Nationwide	100.000	NO
Nationwide Agribusiness Insurance Company	Nationwide Mutual Insurance Company	100.000	NO	Nationwide Mutual Insurance Company	Nationwide	100.000	NO
Nationwide Assurance Company	Nationwide Mutual Insurance Company	100.000	NO	Nationwide Mutual Insurance Company	Nationwide	100.000	NO
Nationwide General Insurance Company	Nationwide Mutual Insurance Company	100.000	NO	Nationwide Mutual Insurance Company	Nationwide	100.000	NO
Nationwide Indemnity Company	Nationwide Mutual Insurance Company	100.000	NO	Nationwide Mutual Insurance Company	Nationwide	100.000	NO
Nationwide Insurance Company of America	Nationwide Mutual Insurance Company	100.000	NO	Nationwide Mutual Insurance Company	Nationwide	100.000	NO
Nationwide Insurance Company of Florida	Nationwide Mutual Insurance Company	100.000	NO	Nationwide Mutual Insurance Company	Nationwide	100.000	NO
Nationwide Life and Annuity Insurance Company	Nationwide Life Insurance Company	100.000	NO	Nationwide Mutual Insurance Company	Nationwide	100.000	NO
Nationwide Life and Benefits Insurance Company	Nationwide Life Insurance Company	100.000	NO	Nationwide Mutual Insurance Company	Nationwide	100.000	NO
Nationwide Life Insurance Company	Nationwide Financial Services, Inc.	100.000	NO	Nationwide Mutual Insurance Company	Nationwide	100.000	NO
Nationwide Mutual Insurance Company	n/a			Nationwide Mutual Insurance Company	Nationwide	0.000	NO
Nationwide Property & Casualty Insurance Company	Nationwide Mutual Insurance Company	100.000	NO	Nationwide Mutual Insurance Company	Nationwide	100.000	NO
Olentangy Reinsurance, LLC	Nationwide Life and Annuity Insurance Company	100.000	NO	Nationwide Mutual Insurance Company	Nationwide	100.000	NO
Scottsdale Indemnity Company	Nationwide Mutual Insurance Company	100.000	NO	Nationwide Mutual Insurance Company	Nationwide	100.000	NO
Scottsdale Insurance Company	Nationwide Mutual Insurance Company	100.000	NO	Nationwide Mutual Insurance Company	Nationwide	100.000	NO
Scottsdale Surplus Lines Insurance Company	Scottsdale Insurance Company	100.000	NO	Nationwide Mutual Insurance Company	Nationwide	100.000	NO
Titan Insurance Company	Nationwide Mutual Insurance Company	100.000	NO	Nationwide Mutual Insurance Company	Nationwide	100.000	NO
Veterinary Pet Insurance Company	Scottsdale Insurance Company	100.000	NO	Nationwide Mutual Insurance Company	Nationwide	100.000	NO
Victoria Fire & Casualty Company	Nationwide Mutual Insurance Company	100.000	NO	Nationwide Mutual Insurance Company	Nationwide	100.000	NO
Victoria Select Insurance Company	Victoria Fire & Casualty Company	100.000	NO	Nationwide Mutual Insurance Company	Nationwide	100.000	NO

ANNUAL STATEMENT FOR THE YEAR 2025 OF THE SCOTTSDALE INSURANCE COMPANY

SUPPLEMENTAL EXHIBITS AND SCHEDULES INTERROGATORIES

REQUIRED FILINGS

The following supplemental reports are required to be filed as part of your statement filing unless specifically waived by the domiciliary state. However, in the event that your domiciliary state waives the filing requirement, your response of **WAIVED** to the specific interrogatory will be accepted in lieu of filing a "NONE" report and a bar code will be printed below. If the supplement is required of your company but is not being filed for whatever reason enter **SEE EXPLANATION** and provide an explanation following the interrogatory questions.

	Responses
MARCH FILING	
1. Will an Actuarial Opinion be filed by March 1?	YES
2. Will the Supplemental Compensation Exhibit be filed with the state of domicile by March 1?	YES
3. Will the confidential Risk-based Capital Report be filed with the NAIC by March 1?	YES
4. Will the confidential Risk-based Capital Report be filed with the state of domicile, if required by March 1?	YES
APRIL FILING	
5. Will the Insurance Expense Exhibit be filed with the state of domicile and the NAIC by April 1?	YES
6. Will Management's Discussion and Analysis be filed by April 1?	YES
7. Will the Supplemental Investment Risk Interrogatories be filed by April 1?	YES
MAY FILING	
8. Will this company be included in a combined annual statement which is filed with the NAIC by May 1?	YES
JUNE FILING	
9. Will an Audited Financial Report be filed by June 1?	YES
10. Will Accountant's Letter of Qualifications be filed with the state of domicile and electronically with the NAIC by June 1?	YES

SUPPLEMENTAL FILINGS







The following supplemental reports are required to be filed as part of your annual statement filing **if your company is engaged in the type of business covered by the supplement. However, in the event that your company does not transact the type of business for which the special report must be filed, your response of NO to the specific interrogatory will be accepted in lieu of filing a "NONE" report and a bar code will be printed below.** If the supplement is required of your company but is not being filed for whatever reason enter **SEE EXPLANATION** and provide an explanation following the interrogatory questions.

MARCH FILING	
11. Will Schedule SIS (Stockholder Information Supplement) be filed with the state of domicile by March 1?	NO
12. Will the Financial Guaranty Insurance Exhibit be filed by March 1?	NO
13. Will the Medicare Supplement Insurance Experience Exhibit be filed with the state of domicile and the NAIC by March 1?	NO
14. Will Supplement A to Schedule T (Medical Professional Liability Supplement) be filed by March 1?	NO
15. Will the Trusteed Surplus Statement be filed with the state of domicile and the NAIC by March 1?	NO
16. Will the Premiums Attributed to Protected Cells Exhibit be filed by March 1?	NO
17. Will the Reinsurance Summary Supplemental Filing for General Interrogatory 9 be filed with the state of domicile and the NAIC by March 1? ...	NO
18. Will the Medicare Part D Coverage Supplement be filed with the state of domicile and the NAIC by March 1?	NO
19. Will the confidential Actuarial Opinion Summary be filed with the state of domicile, if required, by March 15 (or the date otherwise specified)?..	YES
20. Will the Reinsurance Attestation Supplement be filed with the state of domicile and the NAIC by March 1?	YES
21. Will the Exceptions to the Reinsurance Attestation Supplement be filed with the state of domicile by March 1?	NO
22. Will the Bail Bond Supplement be filed with the state of domicile and the NAIC by March 1?	NO
23. Will the Director and Officer Insurance Coverage Supplement be filed with the state of domicile and the NAIC by March 1?	YES
24. Will an approval from the reporting entity's state of domicile for relief related to the five-year rotation requirement for lead audit partner be filed electronically with the NAIC by March 1?	NO
25. Will an approval from the reporting entity's state of domicile for relief related to the one-year cooling off period for independent CPA be filed electronically with the NAIC by March 1?	NO
26. Will an approval from the reporting entity's state of domicile for relief related to the Requirements for Audit Committees be filed electronically with the NAIC by March 1?	NO
27. Will the Supplemental Schedule for Reinsurance Counterparty Reporting Exception - Asbestos and Pollution Contracts be filed with the state of domicile and the NAIC by March 1?	NO
28. Will the Exhibit of Other Liabilities by Lines of Business be filed with the state of domicile and the NAIC by March 1?	YES
29. Will the Market Conduct Annual Statement (MCAS) Premium Exhibit for Year be filed with appropriate jurisdictions and with the NAIC by March 1?	NO
APRIL FILING	
30. Will the Credit Insurance Experience Exhibit be filed with the state of domicile and the NAIC by April 1?	NO
31. Will the Long-term Care Experience Reporting Forms be filed with the state of domicile and the NAIC by April 1?	NO
32. Will the Accident and Health Policy Experience Exhibit be filed by April 1?	YES
33. Will the Supplemental Health Care Exhibit (Parts 1 and 2) be filed with the state of domicile and the NAIC by April 1?	NO
34. Will the Cybersecurity Insurance Coverage Supplement be filed with the state of domicile and the NAIC by April 1?	YES
35. Will the Life, Health & Annuity Guaranty Association Assessable Premium Exhibit - Parts 1 and 2 be filed with the state of domicile and the NAIC by April 1?	NO
36. Will the Private Flood Insurance Supplement be filed with the state of domicile and the NAIC by April 1?	YES
37. Will the Mortgage Guaranty Insurance Exhibit be filed with the state of domicile and the NAIC by April 1?	NO
AUGUST FILING	
38. Will Management's Report of Internal Control Over Financial Reporting be filed with the state of domicile by August 1?	YES

Explanations:

- 11.
- 12.
- 13.
- 14.
- 15.
- 16.
- 17.
- 18.
- 21.
- 22.
- 24.
- 25.
- 26.
- 27.
- 29.
- 30.
- 31.
- 33.
- 35.
- 37.

Bar Codes:

11. SIS Stockholder Information Supplement [Document Identifier 420]	
12. Financial Guaranty Insurance Exhibit [Document Identifier 240]	
13. Medicare Supplement Insurance Experience Exhibit [Document Identifier 360]	
14. Supplement A to Schedule T [Document Identifier 455]	
15. Trusteed Surplus Statement [Document Identifier 490]	
16. Premiums Attributed to Protected Cells Exhibit [Document Identifier 385]	
17. Reinsurance Summary Supplemental Filing [Document Identifier 401]	

ANNUAL STATEMENT FOR THE YEAR 2025 OF THE SCOTTSDALE INSURANCE COMPANY
SUPPLEMENTAL EXHIBITS AND SCHEDULES INTERROGATORIES

18. Medicare Part D Coverage Supplement [Document Identifier 365]



21. Exceptions to the Reinsurance Attestation Supplement [Document Identifier 400]



22. Bail Bond Supplement [Document Identifier 500]



24. Relief from the five-year rotation requirement for lead audit partner [Document Identifier 224]



25. Relief from the one-year cooling off period for independent CPA [Document Identifier 225]



26. Relief from the Requirements for Audit Committees [Document Identifier 226]



27. Reinsurance Counterparty Reporting Exception – Asbestos and Pollution Contracts [Document Identifier 555]



29. Market Conduct Annual Statement (MCAS) Premium Exhibit [Document Identifier 600]



30. Credit Insurance Experience Exhibit [Document Identifier 230]



31. Long-Term Care Experience Reporting Forms [Document Identifier 306]



33. Supplemental Health Care Exhibit (Parts 1 and 2) [Document Identifier 216]



35. Life, Health & Annuity Guaranty Association Assessable Premium Exhibit - Parts 1 and 2 [Document Identifier 290]



37. Will the Mortgage Guaranty Insurance Exhibit [Document Identifier 565]



NONE



SUPPLEMENT FOR THE YEAR 2025 OF THE SCOTTSDALE INSURANCE COMPANY

DIRECTOR AND OFFICER INSURANCE COVERAGE SUPPLEMENT

For The Year Ended December 31, 2025
(To Be Filed by March 1)

NAIC Group Code 0140

NAIC Company Code 41297

Company Name SCOTTSDALE INSURANCE COMPANY

If the reporting entity writes any director and officer (D&O) business, please provide the following:

1. Monoline Policies

Direct Premiums		Direct Losses		Direct Defense and Cost Containment		Percentage of In Force Policies	
1 Written	2 Earned	3 Paid	4 Incurred	5 Paid	6 Incurred	7 Claims Made	8 Occurrence
\$ 71,089,202	\$ 43,248,593	\$ 14,043,435	\$ 9,695,520	\$ 13,990,790	\$ 10,067,005	96.2 %	3.8 %

2. Commercial Multiple Peril (CMP) Packaged Policies

- 2.1 Does the reporting entity provide D&O liability coverage as part of a CMP packaged policy? Yes [] No [X]
- 2.2 Can the direct premium earned for D&O liability coverage provided as part of a CMP packaged policy be quantified or estimated? Yes [] No [X]
- 2.3 If the answer to question 2.2 is yes, provide the quantified or estimated direct premium earned amount for D&O liability coverage in CMP packaged policies

2.31 Amount quantified:.....\$

2.32 Amount estimated using reasonable assumptions:.....\$

2.4 If the answer to question 2.1 is yes, please provide the following:

Direct Losses		Direct Defense and Cost Containment		Percentage of In Force Policies	
1 Paid	2 Paid + Change in Case Reserves	3 Paid	4 Paid + Change in Case Reserves	5 Claims Made	6 Occurrence
\$	\$	\$	\$ % %



SUPPLEMENT FOR THE YEAR 2025 OF THE SCOTTSDALE INSURANCE COMPANY

EXHIBIT OF OTHER LIABILITIES BY LINES OF BUSINESS

AS REPORTED ON LINE 17 OF THE EXHIBIT OF PREMIUMS AND LOSSES

(To Be Filed by March 1)

NAIC Group Code 0140

NAIC Company Code 41297

	Direct Business Only			
	Prior Year	Current Year		
	1 Written Premium	2 Written Premium	3 Losses Paid (deducting salvage)	4 Losses Unpaid (Case Base)
1. Completed operations	2,971,042	3,004,042	196,450	716,302
2. Errors & omissions (E&O)	249,513,955	254,582,765	122,256,911	114,284,680
3. Directors & officers (D&O)	73,598,170	66,589,371	14,043,435	5,606,490
4. Environmental liability	10,327,247	9,125,676	734,740	2,928,560
5. Excess workers' compensation				
6. Commercial excess & umbrella	469,973,801	505,353,554	377,086,256	258,859,998
7. Personal umbrella	(1,132)	18	1,095,542	1,901,000
8. Employment liability	158,687,601	147,421,650	74,000,502	36,704,567
9. Aggregate write-ins for facilities & premises (CGL)	476,743,740	494,268,452	199,723,772	258,031,142
10. Internet & cyber liability	250,786	524,213	75,996	
11. Aggregate write-ins for other				
12. Total ASL 17 - other liability (sum of lines 1 through 11)	1,442,065,210	1,480,869,741	789,213,604	679,032,739
DETAILS OF WRITE-INS				
0901. Premises and Operations Liability	470,770,235	486,296,134	192,206,964	254,049,035
0902. Aggregate of facilities & premises (CGL) lines of business less than 10% of category	5,973,505	7,972,318	7,516,808	3,982,107
0903.				
0998. Summary of remaining write-ins for Line 9 from overflow page				
0999. Totals (Lines 0901 through 0903 plus 0998)(Line 9 above)	476,743,740	494,268,452	199,723,772	258,031,142
1101. Aggregate of other lines of business less than 10% of category				
1102.				
1103.				
1198. Summary of remaining write-ins for Line 11 from overflow page				
1199. Totals (Lines 1101 through 1103 plus 1198)(Line 11 above)				