



PROPERTY AND CASUALTY COMPANIES - ASSOCIATION EDITION

ANNUAL STATEMENT

FOR THE YEAR ENDED DECEMBER 31, 2025
OF THE CONDITION AND AFFAIRS OF THE

Triumphe Casualty Company

NAIC Group Code 0084 0084 NAIC Company Code 41106 Employer's ID Number 95-3623282
(Current) (Prior)

Organized under the Laws of OH, State of Domicile or Port of Entry OH
Country of Domicile United States of America

Incorporated/Organized 10/20/1981 Commenced Business 12/31/1981

Statutory Home Office 3250 Interstate Drive, Richfield, OH, US 44286
(Street and Number) (City or Town, State, Country and Zip Code)

Main Administrative Office 3250 Interstate Drive
(Street and Number)
Richfield, OH, US 44286 330-659-8900
(City or Town, State, Country and Zip Code) (Area Code) (Telephone Number)

Mail Address 3250 Interstate Drive, Richfield, OH, US 44286
(Street and Number or P.O. Box) (City or Town, State, Country and Zip Code)

Primary Location of Books and Records 3250 Interstate Drive
(Street and Number)
Richfield, OH, US 44286 330-659-8900
(City or Town, State, Country and Zip Code) (Area Code) (Telephone Number)

Internet Website Address www.natl.com

Statutory Statement Contact Leah Marie Blazek, 330-523-5498
(Name) (Area Code) (Telephone Number)
Leah.Blazek@natl.com 330-659-8904
(E-mail Address) (FAX Number)

OFFICERS

President Shawn Vincent Los Senior VP, Chief Financial Officer, & Treasurer Julie Ann McGraw
Secretary Matthew David Felvus Chief Information Officer, & Senior Vice President Andrew Carlos Suvak #

OTHER

George Olaf Skuggen, Senior Vice President Magdalena Franziska Kulik Grossman, Chief Compliance Officer Jeannine Eileen Novak, Vice President
Colleen Frances Shepherd, Vice President Leah Marie Blazek, Assistant Vice President Matthew John Stevens, Assistant Treasurer
Andrew W Wilmers #, Assistant Treasurer Stephen Charles Beraha, Assistant Secretary Lauren Rachael Fronczek, Vice President
Mark Russell Adriance, Assistant Vice President Randy Keith Runser, Assistant Vice President Ryan Jon Schroeder, Assistant Vice President

DIRECTORS OR TRUSTEES

Michelle Ann Gillis Michael Eugene Sullivan Jr. Brian Scott Hertzman
Anthony Joseph Mercurio David Lawrence Thompson Jr.

State of OH SS
County of Summit

The officers of this reporting entity being duly sworn, each depose and say that they are the described officers of said reporting entity, and that on the reporting period stated above, all of the herein described assets were the absolute property of the said reporting entity, free and clear from any liens or claims thereon, except as herein stated, and that this statement, together with related exhibits, schedules and explanations therein contained, annexed or referred to, is a full and true statement of all the assets and liabilities and of the condition and affairs of the said reporting entity as of the reporting period stated above, and of its income and deductions therefrom for the period ended, and have been completed in accordance with the NAIC Annual Statement Instructions and Accounting Practices and Procedures manual except to the extent that: (1) state law may differ; or, (2) that state rules or regulations require differences in reporting not related to accounting practices and procedures, according to the best of their information, knowledge and belief, respectively. Furthermore, the scope of this attestation by the described officers also includes the related corresponding electronic filing with the NAIC, when required, that is an exact copy (except for formatting differences due to electronic filing) of the enclosed statement. The electronic filing may be requested by various regulators in lieu of or in addition to the enclosed statement.

Shawn Vincent Los
President

Matthew David Felvus
Secretary

Julie Ann McGraw
Senior VP, Chief Financial Officer, & Treasurer

Subscribed and sworn to before me this
18th day of February, 2026

a. Is this an original filing? Yes [X] No []
b. If no,
1. State the amendment number.....
2. Date filed
3. Number of pages attached.....



ANNUAL STATEMENT FOR THE YEAR 2025 OF THE TRIUMPHE CASUALTY COMPANY
EXHIBIT OF PREMIUMS AND LOSSES (Statutory Page 14)

NAIC Group Code 0084

BUSINESS IN THE STATE OF Alabama

DURING THE YEAR 2025

NAIC Company Code 41106

Line of Business	Gross Premiums, Including Policy and Membership Fees, Less Return Premiums and Premiums on Policies not Taken		3 Dividends Paid or Credited to Policyholders on Direct Business	4 Direct Unearned Premium Reserves	5 Direct Losses Paid (deducting salvage)	6 Direct Losses Incurred	7 Direct Losses Unpaid	8 Direct Defense and Cost Containment Expense Paid	9 Direct Defense and Cost Containment Expense Incurred	10 Direct Defense and Cost Containment Expense Unpaid	11 Commissions and Brokerage Expenses	12 Taxes, Licenses and Fees
	1 Direct Premiums Written	2 Direct Premiums Earned										
1. Fire	0	0	0	0	0	0	0	0	0	0	0	0
2.1 Allied lines	0	0	0	0	0	0	0	0	0	0	0	0
2.2 Multiple peril crop	0	0	0	0	0	0	0	0	0	0	0	0
2.3 Federal flood	0	0	0	0	0	0	0	0	0	0	0	0
2.4 Private crop	0	0	0	0	0	0	0	0	0	0	0	0
2.5 Private flood	0	0	0	0	0	0	0	0	0	0	0	0
3. Farmowners multiple peril	0	0	0	0	0	0	0	0	0	0	0	0
4. Homeowners multiple peril	0	0	0	0	0	0	0	0	0	0	0	0
5.1 Commercial multiple peril (non-liability portion)	0	0	0	0	0	0	0	0	0	0	0	0
5.2 Commercial multiple peril (liability portion)	0	0	0	0	0	0	0	0	0	0	0	0
6. Mortgage guaranty	0	0	0	0	0	0	0	0	0	0	0	0
8. Ocean marine	0	0	0	0	0	0	0	0	0	0	0	0
9.1 Inland marine	0	0	0	0	0	0	0	0	0	0	0	0
9.2 Pet insurance plans	0	0	0	0	0	0	0	0	0	0	0	0
10. Financial guaranty	0	0	0	0	0	0	0	0	0	0	0	0
11.1 Medical professional liability - occurrence	0	0	0	0	0	0	0	0	0	0	0	0
11.2 Medical professional liability - claims-made	0	0	0	0	0	0	0	0	0	0	0	0
12. Earthquake	0	0	0	0	0	0	0	0	0	0	0	0
13.1 Comprehensive (hospital and medical) ind (b)	0	0	0	0	0	0	0	0	0	0	0	0
13.2 Comprehensive (hospital and medical) group (b)	0	0	0	0	0	0	0	0	0	0	0	0
14. Credit A&H (group and Individual)	0	0	0	0	0	0	0	0	0	0	0	0
15.1 Vision only (b)	0	0	0	0	0	0	0	0	0	0	0	0
15.2 Dental only (b)	0	0	0	0	0	0	0	0	0	0	0	0
15.3 Disability income (b)	0	0	0	0	0	0	0	0	0	0	0	0
15.4 Medicare supplement (b)	0	0	0	0	0	0	0	0	0	0	0	0
15.5 Medicaid Title XIX (b)	0	0	0	0	0	0	0	0	0	0	0	0
15.6 Medicare Title XVIII (b)	0	0	0	0	0	0	0	0	0	0	0	0
15.7 Long-term care (b)	0	0	0	0	0	0	0	0	0	0	0	0
15.8 Federal employees health benefits plan (b)	0	0	0	0	0	0	0	0	0	0	0	0
15.9 Other health (b)	0	0	0	0	0	0	0	0	0	0	0	0
16. Workers' compensation	280,838	273,204	0	70,259	(700)	33,161	339,036	5,758	6,359	51,471	17,575	19,047
17.1 Other liability - occurrence	0	0	0	0	0	0	0	0	0	0	0	0
17.2 Other liability - claims-Made	0	0	0	0	0	0	0	0	0	0	0	0
17.3 Excess workers' compensation	0	0	0	0	0	0	0	0	0	0	0	0
18.1 Products liability - occurrence	0	0	0	0	0	0	0	0	0	0	0	0
18.2 Products liability - claims-made	0	0	0	0	0	0	0	0	0	0	0	0
19.1 Private passenger auto no-fault (personal injury protection)	0	0	0	0	0	0	0	0	0	0	0	0
19.2 Other private passenger auto liability	0	0	0	0	0	0	0	0	0	0	0	0
19.3 Commercial auto no-fault (personal injury protection)	0	0	0	0	0	0	0	0	0	0	0	0
19.4 Other commercial auto liability	0	0	0	0	0	0	0	0	0	0	0	0
21.1 Private passenger auto physical damage	0	0	0	0	0	0	0	0	0	0	0	0
21.2 Commercial auto physical damage	0	0	0	0	0	0	0	0	0	0	0	0
22. Aircraft (all perils)	0	0	0	0	0	0	0	0	0	0	0	0
23. Fidelity	0	0	0	0	0	0	0	0	0	0	0	0
24. Surety	0	0	0	0	0	0	0	0	0	0	0	0
26. Burglary and theft	0	0	0	0	0	0	0	0	0	0	0	0
27. Boiler and machinery	0	0	0	0	0	0	0	0	0	0	0	0
28. Credit	0	0	0	0	0	0	0	0	0	0	0	0
29. International	0	0	0	0	0	0	0	0	0	0	0	0
30. Warranty	0	0	0	0	0	0	0	0	0	0	0	0
31. Reins nonproportional assumed property	XXX	XXX	XXX	XXX	XXX	XXX	XXX	XXX	XXX	XXX	XXX	XXX
32. Reins nonproportional assumed liability	XXX	XXX	XXX	XXX	XXX	XXX	XXX	XXX	XXX	XXX	XXX	XXX
33. Reins nonproportional assumed financial lines	XXX	XXX	XXX	XXX	XXX	XXX	XXX	XXX	XXX	XXX	XXX	XXX
34. Aggregate write-ins for other lines of business	0	0	0	0	0	0	0	0	0	0	0	0
35. Total (a)	280,838	273,204	0	70,259	(700)	33,161	339,036	5,758	6,359	51,471	17,575	19,047
DETAILS OF WRITE-INS												
3401.												
3402.												
3403.												
3498. Summary of remaining write-ins for Line 34 from overflow page	0	0	0	0	0	0	0	0	0	0	0	0
3499. Totals (Lines 3401 through 3403 plus 3498)(Line 34 above)	0	0	0	0	0	0	0	0	0	0	0	0

(a) Finance and service charges not included in Lines 1 to 35 \$ 0

(b) For health business on indicated lines report: Number of persons insured under PPO managed care products 0 and number of persons insured under indemnity only products 0

19AL



ANNUAL STATEMENT FOR THE YEAR 2025 OF THE TRIUMPHE CASUALTY COMPANY
EXHIBIT OF PREMIUMS AND LOSSES (Statutory Page 14)

NAIC Group Code 0084

BUSINESS IN THE STATE OF Alaska

DURING THE YEAR 2025

NAIC Company Code 41106

Line of Business	Gross Premiums, Including Policy and Membership Fees, Less Return Premiums and Premiums on Policies not Taken		3 Dividends Paid or Credited to Policyholders on Direct Business	4 Direct Unearned Premium Reserves	5 Direct Losses Paid (deducting salvage)	6 Direct Losses Incurred	7 Direct Losses Unpaid	8 Direct Defense and Cost Containment Expense Paid	9 Direct Defense and Cost Containment Expense Incurred	10 Direct Defense and Cost Containment Expense Unpaid	11 Commissions and Brokerage Expenses	12 Taxes, Licenses and Fees
	1 Direct Premiums Written	2 Direct Premiums Earned										
1. Fire	0	0	0	0	0	0	0	0	0	0	0	0
2.1 Allied lines	0	0	0	0	0	0	0	0	0	0	0	0
2.2 Multiple peril crop	0	0	0	0	0	0	0	0	0	0	0	0
2.3 Federal flood	0	0	0	0	0	0	0	0	0	0	0	0
2.4 Private crop	0	0	0	0	0	0	0	0	0	0	0	0
2.5 Private flood	0	0	0	0	0	0	0	0	0	0	0	0
3. Farmowners multiple peril	0	0	0	0	0	0	0	0	0	0	0	0
4. Homeowners multiple peril	0	0	0	0	0	0	0	0	0	0	0	0
5.1 Commercial multiple peril (non-liability portion)	0	0	0	0	0	0	0	0	0	0	0	0
5.2 Commercial multiple peril (liability portion)	0	0	0	0	0	0	0	0	0	0	0	0
6. Mortgage guaranty	0	0	0	0	0	0	0	0	0	0	0	0
8. Ocean marine	0	0	0	0	0	0	0	0	0	0	0	0
9.1 Inland marine	0	0	0	0	0	0	0	0	0	0	0	0
9.2 Pet insurance plans	0	0	0	0	0	0	0	0	0	0	0	0
10. Financial guaranty	0	0	0	0	0	0	0	0	0	0	0	0
11.1 Medical professional liability - occurrence	0	0	0	0	0	0	0	0	0	0	0	0
11.2 Medical professional liability - claims-made	0	0	0	0	0	0	0	0	0	0	0	0
12. Earthquake	0	0	0	0	0	0	0	0	0	0	0	0
13.1 Comprehensive (hospital and medical) ind (b)	0	0	0	0	0	0	0	0	0	0	0	0
13.2 Comprehensive (hospital and medical) group (b)	0	0	0	0	0	0	0	0	0	0	0	0
14. Credit A&H (group and Individual)	0	0	0	0	0	0	0	0	0	0	0	0
15.1 Vision only (b)	0	0	0	0	0	0	0	0	0	0	0	0
15.2 Dental only (b)	0	0	0	0	0	0	0	0	0	0	0	0
15.3 Disability income (b)	0	0	0	0	0	0	0	0	0	0	0	0
15.4 Medicare supplement (b)	0	0	0	0	0	0	0	0	0	0	0	0
15.5 Medicaid Title XIX (b)	0	0	0	0	0	0	0	0	0	0	0	0
15.6 Medicare Title XVIII (b)	0	0	0	0	0	0	0	0	0	0	0	0
15.7 Long-term care (b)	0	0	0	0	0	0	0	0	0	0	0	0
15.8 Federal employees health benefits plan (b)	0	0	0	0	0	0	0	0	0	0	0	0
15.9 Other health (b)	0	0	0	0	0	0	0	0	0	0	0	0
16. Workers' compensation	843,646	884,676	0	239,524	54,547	74,193	479,002	75,233	83,275	78,337	55,255	27,864
17.1 Other liability - occurrence	0	0	0	0	0	116	116	0	26	26	0	0
17.2 Other liability - claims-Made	0	0	0	0	0	0	0	0	0	0	0	0
17.3 Excess workers' compensation	0	0	0	0	0	0	0	0	0	0	0	0
18.1 Products liability - occurrence	0	0	0	0	0	0	0	0	0	0	0	0
18.2 Products liability - claims-made	0	0	0	0	0	0	0	0	0	0	0	0
19.1 Private passenger auto no-fault (personal injury protection)	0	0	0	0	0	0	0	0	0	0	0	0
19.2 Other private passenger auto liability	0	0	0	0	0	91	91	0	85	85	0	0
19.3 Commercial auto no-fault (personal injury protection)	0	0	0	0	0	0	0	0	0	0	0	0
19.4 Other commercial auto liability	0	0	0	0	0	0	0	0	0	0	0	0
21.1 Private passenger auto physical damage	0	0	0	0	0	9	9	0	0	0	0	0
21.2 Commercial auto physical damage	0	0	0	0	0	0	0	0	0	0	0	0
22. Aircraft (all perils)	0	0	0	0	0	0	0	0	0	0	0	0
23. Fidelity	0	0	0	0	0	0	0	0	0	0	0	0
24. Surety	0	0	0	0	0	0	0	0	0	0	0	0
26. Burglary and theft	0	0	0	0	0	0	0	0	0	0	0	0
27. Boiler and machinery	0	0	0	0	0	0	0	0	0	0	0	0
28. Credit	0	0	0	0	0	0	0	0	0	0	0	0
29. International	0	0	0	0	0	0	0	0	0	0	0	0
30. Warranty	0	0	0	0	0	0	0	0	0	0	0	0
31. Reins nonproportional assumed property	XXX	XXX	XXX	XXX	XXX	XXX	XXX	XXX	XXX	XXX	XXX	XXX
32. Reins nonproportional assumed liability	XXX	XXX	XXX	XXX	XXX	XXX	XXX	XXX	XXX	XXX	XXX	XXX
33. Reins nonproportional assumed financial lines	XXX	XXX	XXX	XXX	XXX	XXX	XXX	XXX	XXX	XXX	XXX	XXX
34. Aggregate write-ins for other lines of business	0	0	0	0	0	0	0	0	0	0	0	0
35. Total (a)	843,646	884,676	0	239,524	54,547	74,408	479,217	75,233	83,387	78,449	55,255	27,864
DETAILS OF WRITE-INS												
3401.												
3402.												
3403.												
3498. Summary of remaining write-ins for Line 34 from overflow page	0	0	0	0	0	0	0	0	0	0	0	0
3499. Totals (Lines 3401 through 3403 plus 3498)(Line 34 above)	0	0	0	0	0	0	0	0	0	0	0	0

(a) Finance and service charges not included in Lines 1 to 35 \$ 0

(b) For health business on indicated lines report: Number of persons insured under PPO managed care products 0 and number of persons insured under indemnity only products 0

19AK



ANNUAL STATEMENT FOR THE YEAR 2025 OF THE TRIUMPHE CASUALTY COMPANY
EXHIBIT OF PREMIUMS AND LOSSES (Statutory Page 14)

NAIC Group Code 0084

BUSINESS IN THE STATE OF Arizona

DURING THE YEAR 2025

NAIC Company Code 41106

Line of Business	Gross Premiums, Including Policy and Membership Fees, Less Return Premiums and Premiums on Policies not Taken		3 Dividends Paid or Credited to Policyholders on Direct Business	4 Direct Unearned Premium Reserves	5 Direct Losses Paid (deducting salvage)	6 Direct Losses Incurred	7 Direct Losses Unpaid	8 Direct Defense and Cost Containment Expense Paid	9 Direct Defense and Cost Containment Expense Incurred	10 Direct Defense and Cost Containment Expense Unpaid	11 Commissions and Brokerage Expenses	12 Taxes, Licenses and Fees
	1 Direct Premiums Written	2 Direct Premiums Earned										
1. Fire	0	0	0	0	0	0	0	0	0	0	0	0
2.1 Allied lines	0	0	0	0	0	0	0	0	0	0	0	0
2.2 Multiple peril crop	0	0	0	0	0	0	0	0	0	0	0	0
2.3 Federal flood	0	0	0	0	0	0	0	0	0	0	0	0
2.4 Private crop	0	0	0	0	0	0	0	0	0	0	0	0
2.5 Private flood	0	0	0	0	0	0	0	0	0	0	0	0
3. Farmowners multiple peril	0	0	0	0	0	0	0	0	0	0	0	0
4. Homeowners multiple peril	0	0	0	0	0	0	0	0	0	0	0	0
5.1 Commercial multiple peril (non-liability portion)	0	0	0	0	0	0	0	0	0	0	0	0
5.2 Commercial multiple peril (liability portion)	0	0	0	0	0	0	0	0	0	0	0	0
6. Mortgage guaranty	0	0	0	0	0	0	0	0	0	0	0	0
8. Ocean marine	0	0	0	0	0	0	0	0	0	0	0	0
9.1 Inland marine	0	0	0	0	0	0	0	0	0	0	0	0
9.2 Pet insurance plans	0	0	0	0	0	0	0	0	0	0	0	0
10. Financial guaranty	0	0	0	0	0	0	0	0	0	0	0	0
11.1 Medical professional liability - occurrence	0	0	0	0	0	0	0	0	0	0	0	0
11.2 Medical professional liability - claims-made	0	0	0	0	0	0	0	0	0	0	0	0
12. Earthquake	0	0	0	0	0	0	0	0	0	0	0	0
13.1 Comprehensive (hospital and medical) ind (b)	0	0	0	0	0	0	0	0	0	0	0	0
13.2 Comprehensive (hospital and medical) group (b)	0	0	0	0	0	0	0	0	0	0	0	0
14. Credit A&H (group and Individual)	0	0	0	0	0	0	0	0	0	0	0	0
15.1 Vision only (b)	0	0	0	0	0	0	0	0	0	0	0	0
15.2 Dental only (b)	0	0	0	0	0	0	0	0	0	0	0	0
15.3 Disability income (b)	0	0	0	0	0	0	0	0	0	0	0	0
15.4 Medicare supplement (b)	0	0	0	0	0	0	0	0	0	0	0	0
15.5 Medicaid Title XIX (b)	0	0	0	0	0	0	0	0	0	0	0	0
15.6 Medicare Title XVIII (b)	0	0	0	0	0	0	0	0	0	0	0	0
15.7 Long-term care (b)	0	0	0	0	0	0	0	0	0	0	0	0
15.8 Federal employees health benefits plan (b)	0	0	0	0	0	0	0	0	0	0	0	0
15.9 Other health (b)	0	0	0	0	0	0	0	0	0	0	0	0
16. Workers' compensation	676,225	705,554	0	136,576	172,768	306,830	1,140,485	52,637	55,620	167,945	47,473	13,070
17.1 Other liability - occurrence	0	0	0	0	0	291	291	0	66	66	0	0
17.2 Other liability - claims-Made	0	0	0	0	0	0	0	0	0	0	0	0
17.3 Excess workers' compensation	0	0	0	0	0	0	0	0	0	0	0	0
18.1 Products liability - occurrence	0	0	0	0	0	0	0	0	0	0	0	0
18.2 Products liability - claims-made	0	0	0	0	0	0	0	0	0	0	0	0
19.1 Private passenger auto no-fault (personal injury protection)	0	0	0	0	0	0	0	0	0	0	0	0
19.2 Other private passenger auto liability	0	0	0	0	0	238	238	0	221	221	0	0
19.3 Commercial auto no-fault (personal injury protection)	0	0	0	0	0	0	0	0	0	0	0	0
19.4 Other commercial auto liability	0	0	0	0	0	50	50	0	13	13	0	0
21.1 Private passenger auto physical damage	0	0	0	0	0	26	26	0	1	1	0	0
21.2 Commercial auto physical damage	0	0	0	0	0	1	1	0	0	0	0	0
22. Aircraft (all perils)	0	0	0	0	0	0	0	0	0	0	0	0
23. Fidelity	0	0	0	0	0	0	0	0	0	0	0	0
24. Surety	0	0	0	0	0	0	0	0	0	0	0	0
26. Burglary and theft	0	0	0	0	0	0	0	0	0	0	0	0
27. Boiler and machinery	0	0	0	0	0	0	0	0	0	0	0	0
28. Credit	0	0	0	0	0	0	0	0	0	0	0	0
29. International	0	0	0	0	0	0	0	0	0	0	0	0
30. Warranty	0	0	0	0	0	0	0	0	0	0	0	0
31. Reins nonproportional assumed property	XXX	XXX	XXX	XXX	XXX	XXX	XXX	XXX	XXX	XXX	XXX	XXX
32. Reins nonproportional assumed liability	XXX	XXX	XXX	XXX	XXX	XXX	XXX	XXX	XXX	XXX	XXX	XXX
33. Reins nonproportional assumed financial lines	XXX	XXX	XXX	XXX	XXX	XXX	XXX	XXX	XXX	XXX	XXX	XXX
34. Aggregate write-ins for other lines of business	0	0	0	0	0	0	0	0	0	0	0	0
35. Total (a)	676,225	705,554	0	136,576	172,768	307,435	1,141,089	52,637	55,920	168,245	47,473	13,070
DETAILS OF WRITE-INS												
3401.												
3402.												
3403.												
3498. Summary of remaining write-ins for Line 34 from overflow page	0	0	0	0	0	0	0	0	0	0	0	0
3499. Totals (Lines 3401 through 3403 plus 3498)(Line 34 above)	0	0	0	0	0	0	0	0	0	0	0	0

(a) Finance and service charges not included in Lines 1 to 35 \$ 0

(b) For health business on indicated lines report: Number of persons insured under PPO managed care products 0 and number of persons insured under indemnity only products 0

19AZ



ANNUAL STATEMENT FOR THE YEAR 2025 OF THE TRIUMPHE CASUALTY COMPANY
EXHIBIT OF PREMIUMS AND LOSSES (Statutory Page 14)

NAIC Group Code 0084

BUSINESS IN THE STATE OF Arkansas

DURING THE YEAR 2025

NAIC Company Code 41106

Line of Business	Gross Premiums, Including Policy and Membership Fees, Less Return Premiums and Premiums on Policies not Taken		3 Dividends Paid or Credited to Policyholders on Direct Business	4 Direct Unearned Premium Reserves	5 Direct Losses Paid (deducting salvage)	6 Direct Losses Incurred	7 Direct Losses Unpaid	8 Direct Defense and Cost Containment Expense Paid	9 Direct Defense and Cost Containment Expense Incurred	10 Direct Defense and Cost Containment Expense Unpaid	11 Commissions and Brokerage Expenses	12 Taxes, Licenses and Fees
	1 Direct Premiums Written	2 Direct Premiums Earned										
1. Fire	0	0	0	0	0	0	0	0	0	0	0	0
2.1 Allied lines	0	0	0	0	0	0	0	0	0	0	0	0
2.2 Multiple peril crop	0	0	0	0	0	0	0	0	0	0	0	0
2.3 Federal flood	0	0	0	0	0	0	0	0	0	0	0	0
2.4 Private crop	0	0	0	0	0	0	0	0	0	0	0	0
2.5 Private flood	0	0	0	0	0	0	0	0	0	0	0	0
3. Farmowners multiple peril	0	0	0	0	0	0	0	0	0	0	0	0
4. Homeowners multiple peril	0	0	0	0	0	0	0	0	0	0	0	0
5.1 Commercial multiple peril (non-liability portion)	0	0	0	0	0	0	0	0	0	0	0	0
5.2 Commercial multiple peril (liability portion)	0	0	0	0	0	0	0	0	0	0	0	0
6. Mortgage guaranty	0	0	0	0	0	0	0	0	0	0	0	0
8. Ocean marine	0	0	0	0	0	0	0	0	0	0	0	0
9.1 Inland marine	0	0	0	0	0	0	0	0	0	0	0	0
9.2 Pet insurance plans	0	0	0	0	0	0	0	0	0	0	0	0
10. Financial guaranty	0	0	0	0	0	0	0	0	0	0	0	0
11.1 Medical professional liability - occurrence	0	0	0	0	0	0	0	0	0	0	0	0
11.2 Medical professional liability - claims-made	0	0	0	0	0	0	0	0	0	0	0	0
12. Earthquake	0	0	0	0	0	0	0	0	0	0	0	0
13.1 Comprehensive (hospital and medical) ind (b)	0	0	0	0	0	0	0	0	0	0	0	0
13.2 Comprehensive (hospital and medical) group (b)	0	0	0	0	0	0	0	0	0	0	0	0
14. Credit A&H (group and Individual)	0	0	0	0	0	0	0	0	0	0	0	0
15.1 Vision only (b)	0	0	0	0	0	0	0	0	0	0	0	0
15.2 Dental only (b)	0	0	0	0	0	0	0	0	0	0	0	0
15.3 Disability income (b)	0	0	0	0	0	0	0	0	0	0	0	0
15.4 Medicare supplement (b)	0	0	0	0	0	0	0	0	0	0	0	0
15.5 Medicaid Title XIX (b)	0	0	0	0	0	0	0	0	0	0	0	0
15.6 Medicare Title XVIII (b)	0	0	0	0	0	0	0	0	0	0	0	0
15.7 Long-term care (b)	0	0	0	0	0	0	0	0	0	0	0	0
15.8 Federal employees health benefits plan (b)	0	0	0	0	0	0	0	0	0	0	0	0
15.9 Other health (b)	0	0	0	0	0	0	0	0	0	0	0	0
16. Workers' compensation	3,571,290	3,633,918	0	560,320	1,388,114	1,899,618	3,389,697	99,947	100,796	425,594	191,295	176,164
17.1 Other liability - occurrence	0	0	0	0	0	23	23	0	5	5	0	0
17.2 Other liability - claims-Made	0	0	0	0	0	0	0	0	0	0	0	0
17.3 Excess workers' compensation	0	0	0	0	0	0	0	0	0	0	0	0
18.1 Products liability - occurrence	0	0	0	0	0	0	0	0	0	0	0	0
18.2 Products liability - claims-made	0	0	0	0	0	0	0	0	0	0	0	0
19.1 Private passenger auto no-fault (personal injury protection)	0	0	0	0	0	0	0	0	0	0	0	0
19.2 Other private passenger auto liability	0	0	0	0	0	17	17	0	16	16	0	0
19.3 Commercial auto no-fault (personal injury protection)	0	0	0	0	0	0	0	0	0	0	0	0
19.4 Other commercial auto liability	0	0	0	0	0	0	0	0	0	0	0	0
21.1 Private passenger auto physical damage	0	0	0	0	0	3	3	0	0	0	0	0
21.2 Commercial auto physical damage	0	0	0	0	0	0	0	0	0	0	0	0
22. Aircraft (all perils)	0	0	0	0	0	0	0	0	0	0	0	0
23. Fidelity	0	0	0	0	0	0	0	0	0	0	0	0
24. Surety	0	0	0	0	0	0	0	0	0	0	0	0
26. Burglary and theft	0	0	0	0	0	0	0	0	0	0	0	0
27. Boiler and machinery	0	0	0	0	0	0	0	0	0	0	0	0
28. Credit	0	0	0	0	0	0	0	0	0	0	0	0
29. International	0	0	0	0	0	0	0	0	0	0	0	0
30. Warranty	0	0	0	0	0	0	0	0	0	0	0	0
31. Reins nonproportional assumed property	XXX	XXX	XXX	XXX	XXX	XXX	XXX	XXX	XXX	XXX	XXX	XXX
32. Reins nonproportional assumed liability	XXX	XXX	XXX	XXX	XXX	XXX	XXX	XXX	XXX	XXX	XXX	XXX
33. Reins nonproportional assumed financial lines	XXX	XXX	XXX	XXX	XXX	XXX	XXX	XXX	XXX	XXX	XXX	XXX
34. Aggregate write-ins for other lines of business	0	0	0	0	0	0	0	0	0	0	0	0
35. Total (a)	3,571,290	3,633,918	0	560,320	1,388,114	1,899,661	3,389,740	99,947	100,817	425,615	191,295	176,164
DETAILS OF WRITE-INS												
3401.												
3402.												
3403.												
3498. Summary of remaining write-ins for Line 34 from overflow page	0	0	0	0	0	0	0	0	0	0	0	0
3499. Totals (Lines 3401 through 3403 plus 3498)(Line 34 above)	0	0	0	0	0	0	0	0	0	0	0	0

(a) Finance and service charges not included in Lines 1 to 35 \$ 0

(b) For health business on indicated lines report: Number of persons insured under PPO managed care products 0 and number of persons insured under indemnity only products 0

19 AR



ANNUAL STATEMENT FOR THE YEAR 2025 OF THE TRIUMPHE CASUALTY COMPANY
EXHIBIT OF PREMIUMS AND LOSSES (Statutory Page 14)

NAIC Group Code 0084

BUSINESS IN THE STATE OF California

DURING THE YEAR 2025

NAIC Company Code 41106

Line of Business	Gross Premiums, Including Policy and Membership Fees, Less Return Premiums and Premiums on Policies not Taken		3 Dividends Paid or Credited to Policyholders on Direct Business	4 Direct Unearned Premium Reserves	5 Direct Losses Paid (deducting salvage)	6 Direct Losses Incurred	7 Direct Losses Unpaid	8 Direct Defense and Cost Containment Expense Paid	9 Direct Defense and Cost Containment Expense Incurred	10 Direct Defense and Cost Containment Expense Unpaid	11 Commissions and Brokerage Expenses	12 Taxes, Licenses and Fees
	1 Direct Premiums Written	2 Direct Premiums Earned										
1. Fire	0	0	0	0	0	0	0	0	0	0	0	0
2.1 Allied lines	0	0	0	0	0	0	0	0	0	0	0	0
2.2 Multiple peril crop	0	0	0	0	0	0	0	0	0	0	0	0
2.3 Federal flood	0	0	0	0	0	0	0	0	0	0	0	0
2.4 Private crop	0	0	0	0	0	0	0	0	0	0	0	0
2.5 Private flood	0	0	0	0	0	0	0	0	0	0	0	0
3. Farmowners multiple peril	0	0	0	0	0	0	0	0	0	0	0	0
4. Homeowners multiple peril	0	0	0	0	0	0	0	0	0	0	0	0
5.1 Commercial multiple peril (non-liability portion)	0	0	0	0	0	0	0	0	0	0	0	0
5.2 Commercial multiple peril (liability portion)	0	0	0	0	0	0	0	0	0	0	0	0
6. Mortgage guaranty	0	0	0	0	0	0	0	0	0	0	0	0
8. Ocean marine	0	0	0	0	0	0	0	0	0	0	0	0
9.1 Inland marine	0	0	0	0	0	0	0	0	0	0	0	0
9.2 Pet insurance plans	0	0	0	0	0	0	0	0	0	0	0	0
10. Financial guaranty	0	0	0	0	0	0	0	0	0	0	0	0
11.1 Medical professional liability - occurrence	0	0	0	0	0	0	0	0	0	0	0	0
11.2 Medical professional liability - claims-made	0	0	0	0	0	0	0	0	0	0	0	0
12. Earthquake	0	0	0	0	0	0	0	0	0	0	0	0
13.1 Comprehensive (hospital and medical) ind (b)	0	0	0	0	0	0	0	0	0	0	0	0
13.2 Comprehensive (hospital and medical) group (b)	0	0	0	0	0	0	0	0	0	0	0	0
14. Credit A&H (group and Individual)	0	0	0	0	0	0	0	0	0	0	0	0
15.1 Vision only (b)	0	0	0	0	0	0	0	0	0	0	0	0
15.2 Dental only (b)	0	0	0	0	0	0	0	0	0	0	0	0
15.3 Disability income (b)	0	0	0	0	0	0	0	0	0	0	0	0
15.4 Medicare supplement (b)	0	0	0	0	0	0	0	0	0	0	0	0
15.5 Medicaid Title XIX (b)	0	0	0	0	0	0	0	0	0	0	0	0
15.6 Medicare Title XVIII (b)	0	0	0	0	0	0	0	0	0	0	0	0
15.7 Long-term care (b)	0	0	0	0	0	0	0	0	0	0	0	0
15.8 Federal employees health benefits plan (b)	0	0	0	0	0	0	0	0	0	0	0	0
15.9 Other health (b)	0	0	0	0	0	0	0	0	0	0	0	0
16. Workers' compensation	5,247,045	5,558,854	0	1,704,048	1,529,262	2,977,145	7,018,881	322,548	238,801	650,522	393,878	132,897
17.1 Other liability - occurrence	0	0	0	0	0	183	183	0	41	41	0	0
17.2 Other liability - claims-Made	0	0	0	0	0	0	0	0	0	0	0	0
17.3 Excess workers' compensation	0	0	0	0	0	0	0	0	0	0	0	0
18.1 Products liability - occurrence	0	0	0	0	0	0	0	0	0	0	0	0
18.2 Products liability - claims-made	0	0	0	0	0	0	0	0	0	0	0	0
19.1 Private passenger auto no-fault (personal injury protection)	0	0	0	0	0	0	0	0	0	0	0	0
19.2 Other private passenger auto liability	0	0	0	0	0	233	233	0	217	217	0	0
19.3 Commercial auto no-fault (personal injury protection)	0	0	0	0	0	0	0	0	0	0	0	0
19.4 Other commercial auto liability	0	0	0	0	0	0	0	0	0	0	0	0
21.1 Private passenger auto physical damage	0	0	0	0	0	(1,390)	29	0	2	1	0	0
21.2 Commercial auto physical damage	0	0	0	0	0	(51)	0	0	0	0	0	0
22. Aircraft (all perils)	0	0	0	0	0	0	0	0	0	0	0	0
23. Fidelity	0	0	0	0	0	0	0	0	0	0	0	0
24. Surety	0	0	0	0	0	0	0	0	0	0	0	0
26. Burglary and theft	0	0	0	0	0	0	0	0	0	0	0	0
27. Boiler and machinery	0	0	0	0	0	0	0	0	0	0	0	0
28. Credit	0	0	0	0	0	0	0	0	0	0	0	0
29. International	0	0	0	0	0	0	0	0	0	0	0	0
30. Warranty	0	0	0	0	0	0	0	0	0	0	0	0
31. Reins nonproportional assumed property	XXX	XXX	XXX	XXX	XXX	XXX	XXX	XXX	XXX	XXX	XXX	XXX
32. Reins nonproportional assumed liability	XXX	XXX	XXX	XXX	XXX	XXX	XXX	XXX	XXX	XXX	XXX	XXX
33. Reins nonproportional assumed financial lines	XXX	XXX	XXX	XXX	XXX	XXX	XXX	XXX	XXX	XXX	XXX	XXX
34. Aggregate write-ins for other lines of business	0	0	0	0	0	0	0	0	0	0	0	0
35. Total (a)	5,247,045	5,558,854	0	1,704,048	1,529,262	2,976,120	7,019,325	322,548	239,060	650,781	393,878	132,897
DETAILS OF WRITE-INS												
3401.												
3402.												
3403.												
3498. Summary of remaining write-ins for Line 34 from overflow page	0	0	0	0	0	0	0	0	0	0	0	0
3499. Totals (Lines 3401 through 3403 plus 3498)(Line 34 above)	0	0	0	0	0	0	0	0	0	0	0	0

(a) Finance and service charges not included in Lines 1 to 35 \$ 0

(b) For health business on indicated lines report: Number of persons insured under PPO managed care products 0 and number of persons insured under indemnity only products 0

19 CA



ANNUAL STATEMENT FOR THE YEAR 2025 OF THE TRIUMPHE CASUALTY COMPANY
EXHIBIT OF PREMIUMS AND LOSSES (Statutory Page 14)

NAIC Group Code 0084

BUSINESS IN THE STATE OF Colorado

DURING THE YEAR 2025

NAIC Company Code 41106

Line of Business	Gross Premiums, Including Policy and Membership Fees, Less Return Premiums and Premiums on Policies not Taken		3 Dividends Paid or Credited to Policyholders on Direct Business	4 Direct Unearned Premium Reserves	5 Direct Losses Paid (deducting salvage)	6 Direct Losses Incurred	7 Direct Losses Unpaid	8 Direct Defense and Cost Containment Expense Paid	9 Direct Defense and Cost Containment Expense Incurred	10 Direct Defense and Cost Containment Expense Unpaid	11 Commissions and Brokerage Expenses	12 Taxes, Licenses and Fees
	1 Direct Premiums Written	2 Direct Premiums Earned										
1. Fire	0	0	0	0	0	0	0	0	0	0	0	0
2.1 Allied lines	0	0	0	0	0	0	0	0	0	0	0	0
2.2 Multiple peril crop	0	0	0	0	0	0	0	0	0	0	0	0
2.3 Federal flood	0	0	0	0	0	0	0	0	0	0	0	0
2.4 Private crop	0	0	0	0	0	0	0	0	0	0	0	0
2.5 Private flood	0	0	0	0	0	0	0	0	0	0	0	0
3. Farmowners multiple peril	0	0	0	0	0	0	0	0	0	0	0	0
4. Homeowners multiple peril	0	0	0	0	0	0	0	0	0	0	0	0
5.1 Commercial multiple peril (non-liability portion)	0	0	0	0	0	0	0	0	0	0	0	0
5.2 Commercial multiple peril (liability portion)	0	0	0	0	0	0	0	0	0	0	0	0
6. Mortgage guaranty	0	0	0	0	0	0	0	0	0	0	0	0
8. Ocean marine	0	0	0	0	0	0	0	0	0	0	0	0
9.1 Inland marine	0	0	0	0	0	0	0	0	0	0	0	0
9.2 Pet insurance plans	0	0	0	0	0	0	0	0	0	0	0	0
10. Financial guaranty	0	0	0	0	0	0	0	0	0	0	0	0
11.1 Medical professional liability - occurrence	0	0	0	0	0	0	0	0	0	0	0	0
11.2 Medical professional liability - claims-made	0	0	0	0	0	0	0	0	0	0	0	0
12. Earthquake	0	0	0	0	0	0	0	0	0	0	0	0
13.1 Comprehensive (hospital and medical) ind (b)	0	0	0	0	0	0	0	0	0	0	0	0
13.2 Comprehensive (hospital and medical) group (b)	0	0	0	0	0	0	0	0	0	0	0	0
14. Credit A&H (group and Individual)	0	0	0	0	0	0	0	0	0	0	0	0
15.1 Vision only (b)	0	0	0	0	0	0	0	0	0	0	0	0
15.2 Dental only (b)	0	0	0	0	0	0	0	0	0	0	0	0
15.3 Disability income (b)	0	0	0	0	0	0	0	0	0	0	0	0
15.4 Medicare supplement (b)	0	0	0	0	0	0	0	0	0	0	0	0
15.5 Medicaid Title XIX (b)	0	0	0	0	0	0	0	0	0	0	0	0
15.6 Medicare Title XVIII (b)	0	0	0	0	0	0	0	0	0	0	0	0
15.7 Long-term care (b)	0	0	0	0	0	0	0	0	0	0	0	0
15.8 Federal employees health benefits plan (b)	0	0	0	0	0	0	0	0	0	0	0	0
15.9 Other health (b)	0	0	0	0	0	0	0	0	0	0	0	0
16. Workers' compensation	1,191,709	1,279,832	0	528,130	504,666	(321,708)	1,299,016	86,831	(11,498)	192,671	94,648	30,660
17.1 Other liability - occurrence	0	0	0	0	0	13	13	0	3	3	0	0
17.2 Other liability - claims-Made	0	0	0	0	0	0	0	0	0	0	0	0
17.3 Excess workers' compensation	0	0	0	0	0	0	0	0	0	0	0	0
18.1 Products liability - occurrence	0	0	0	0	0	0	0	0	0	0	0	0
18.2 Products liability - claims-made	0	0	0	0	0	0	0	0	0	0	0	0
19.1 Private passenger auto no-fault (personal injury protection)	0	0	0	0	0	0	0	0	0	0	0	0
19.2 Other private passenger auto liability	0	0	0	0	0	8	8	0	7	7	0	0
19.3 Commercial auto no-fault (personal injury protection)	0	0	0	0	0	0	0	0	0	0	0	0
19.4 Other commercial auto liability	0	0	0	0	0	0	0	0	0	0	0	0
21.1 Private passenger auto physical damage	0	0	0	0	0	2	2	0	0	0	0	0
21.2 Commercial auto physical damage	0	0	0	0	0	0	0	0	0	0	0	0
22. Aircraft (all perils)	0	0	0	0	0	0	0	0	0	0	0	0
23. Fidelity	0	0	0	0	0	0	0	0	0	0	0	0
24. Surety	0	0	0	0	0	0	0	0	0	0	0	0
26. Burglary and theft	0	0	0	0	0	0	0	0	0	0	0	0
27. Boiler and machinery	0	0	0	0	0	0	0	0	0	0	0	0
28. Credit	0	0	0	0	0	0	0	0	0	0	0	0
29. International	0	0	0	0	0	0	0	0	0	0	0	0
30. Warranty	0	0	0	0	0	0	0	0	0	0	0	0
31. Reins nonproportional assumed property	XXX	XXX	XXX	XXX	XXX	XXX	XXX	XXX	XXX	XXX	XXX	XXX
32. Reins nonproportional assumed liability	XXX	XXX	XXX	XXX	XXX	XXX	XXX	XXX	XXX	XXX	XXX	XXX
33. Reins nonproportional assumed financial lines	XXX	XXX	XXX	XXX	XXX	XXX	XXX	XXX	XXX	XXX	XXX	XXX
34. Aggregate write-ins for other lines of business	0	0	0	0	0	0	0	0	0	0	0	0
35. Total (a)	1,191,709	1,279,832	0	528,130	504,666	(321,686)	1,299,038	86,831	(11,487)	192,681	94,648	30,660
DETAILS OF WRITE-INS												
3401.												
3402.												
3403.												
3498. Summary of remaining write-ins for Line 34 from overflow page	0	0	0	0	0	0	0	0	0	0	0	0
3499. Totals (Lines 3401 through 3403 plus 3498)(Line 34 above)	0	0	0	0	0	0	0	0	0	0	0	0

(a) Finance and service charges not included in Lines 1 to 35 \$ 0

(b) For health business on indicated lines report: Number of persons insured under PPO managed care products 0 and number of persons insured under indemnity only products 0

19 CO



ANNUAL STATEMENT FOR THE YEAR 2025 OF THE TRIUMPHE CASUALTY COMPANY
EXHIBIT OF PREMIUMS AND LOSSES (Statutory Page 14)

NAIC Group Code 0084

BUSINESS IN THE STATE OF Connecticut

DURING THE YEAR 2025

NAIC Company Code 41106

Line of Business	Gross Premiums, Including Policy and Membership Fees, Less Return Premiums and Premiums on Policies not Taken		3 Dividends Paid or Credited to Policyholders on Direct Business	4 Direct Unearned Premium Reserves	5 Direct Losses Paid (deducting salvage)	6 Direct Losses Incurred	7 Direct Losses Unpaid	8 Direct Defense and Cost Containment Expense Paid	9 Direct Defense and Cost Containment Expense Incurred	10 Direct Defense and Cost Containment Expense Unpaid	11 Commissions and Brokerage Expenses	12 Taxes, Licenses and Fees
	1 Direct Premiums Written	2 Direct Premiums Earned										
1. Fire	0	0	0	0	0	0	0	0	0	0	0	0
2.1 Allied lines	0	0	0	0	0	0	0	0	0	0	0	0
2.2 Multiple peril crop	0	0	0	0	0	0	0	0	0	0	0	0
2.3 Federal flood	0	0	0	0	0	0	0	0	0	0	0	0
2.4 Private crop	0	0	0	0	0	0	0	0	0	0	0	0
2.5 Private flood	0	0	0	0	0	0	0	0	0	0	0	0
3. Farmowners multiple peril	0	0	0	0	0	0	0	0	0	0	0	0
4. Homeowners multiple peril	0	0	0	0	0	0	0	0	0	0	0	0
5.1 Commercial multiple peril (non-liability portion)	0	0	0	0	0	0	0	0	0	0	0	0
5.2 Commercial multiple peril (liability portion)	0	0	0	0	0	0	0	0	0	0	0	0
6. Mortgage guaranty	0	0	0	0	0	0	0	0	0	0	0	0
8. Ocean marine	0	0	0	0	0	0	0	0	0	0	0	0
9.1 Inland marine	0	0	0	0	0	0	0	0	0	0	0	0
9.2 Pet insurance plans	0	0	0	0	0	0	0	0	0	0	0	0
10. Financial guaranty	0	0	0	0	0	0	0	0	0	0	0	0
11.1 Medical professional liability - occurrence	0	0	0	0	0	0	0	0	0	0	0	0
11.2 Medical professional liability - claims-made	0	0	0	0	0	0	0	0	0	0	0	0
12. Earthquake	0	0	0	0	0	0	0	0	0	0	0	0
13.1 Comprehensive (hospital and medical) ind (b)	0	0	0	0	0	0	0	0	0	0	0	0
13.2 Comprehensive (hospital and medical) group (b)	0	0	0	0	0	0	0	0	0	0	0	0
14. Credit A&H (group and Individual)	0	0	0	0	0	0	0	0	0	0	0	0
15.1 Vision only (b)	0	0	0	0	0	0	0	0	0	0	0	0
15.2 Dental only (b)	0	0	0	0	0	0	0	0	0	0	0	0
15.3 Disability income (b)	0	0	0	0	0	0	0	0	0	0	0	0
15.4 Medicare supplement (b)	0	0	0	0	0	0	0	0	0	0	0	0
15.5 Medicaid Title XIX (b)	0	0	0	0	0	0	0	0	0	0	0	0
15.6 Medicare Title XVIII (b)	0	0	0	0	0	0	0	0	0	0	0	0
15.7 Long-term care (b)	0	0	0	0	0	0	0	0	0	0	0	0
15.8 Federal employees health benefits plan (b)	0	0	0	0	0	0	0	0	0	0	0	0
15.9 Other health (b)	0	0	0	0	0	0	0	0	0	0	0	0
16. Workers' compensation	548,049	472,992	0	198,948	26,994	390,579	726,262	3,294	62,373	114,508	41,421	12,999
17.1 Other liability - occurrence	0	0	0	0	0	7	7	0	2	2	0	0
17.2 Other liability - claims-Made	0	0	0	0	0	0	0	0	0	0	0	0
17.3 Excess workers' compensation	0	0	0	0	0	0	0	0	0	0	0	0
18.1 Products liability - occurrence	0	0	0	0	0	0	0	0	0	0	0	0
18.2 Products liability - claims-made	0	0	0	0	0	0	0	0	0	0	0	0
19.1 Private passenger auto no-fault (personal injury protection)	0	0	0	0	0	0	0	0	0	0	0	0
19.2 Other private passenger auto liability	0	0	0	0	0	9	9	0	9	9	0	0
19.3 Commercial auto no-fault (personal injury protection)	0	0	0	0	0	0	0	0	0	0	0	0
19.4 Other commercial auto liability	0	0	0	0	0	0	0	0	0	0	0	0
21.1 Private passenger auto physical damage	0	0	0	0	0	1	1	0	0	0	0	0
21.2 Commercial auto physical damage	0	0	0	0	0	0	0	0	0	0	0	0
22. Aircraft (all perils)	0	0	0	0	0	0	0	0	0	0	0	0
23. Fidelity	0	0	0	0	0	0	0	0	0	0	0	0
24. Surety	0	0	0	0	0	0	0	0	0	0	0	0
26. Burglary and theft	0	0	0	0	0	0	0	0	0	0	0	0
27. Boiler and machinery	0	0	0	0	0	0	0	0	0	0	0	0
28. Credit	0	0	0	0	0	0	0	0	0	0	0	0
29. International	0	0	0	0	0	0	0	0	0	0	0	0
30. Warranty	0	0	0	0	0	0	0	0	0	0	0	0
31. Reins nonproportional assumed property	XXX	XXX	XXX	XXX	XXX	XXX	XXX	XXX	XXX	XXX	XXX	XXX
32. Reins nonproportional assumed liability	XXX	XXX	XXX	XXX	XXX	XXX	XXX	XXX	XXX	XXX	XXX	XXX
33. Reins nonproportional assumed financial lines	XXX	XXX	XXX	XXX	XXX	XXX	XXX	XXX	XXX	XXX	XXX	XXX
34. Aggregate write-ins for other lines of business	0	0	0	0	0	0	0	0	0	0	0	0
35. Total (a)	548,049	472,992	0	198,948	26,994	390,597	726,280	3,294	62,383	114,518	41,421	12,999
DETAILS OF WRITE-INS												
3401.												
3402.												
3403.												
3498. Summary of remaining write-ins for Line 34 from overflow page	0	0	0	0	0	0	0	0	0	0	0	0
3499. Totals (Lines 3401 through 3403 plus 3498)(Line 34 above)	0	0	0	0	0	0	0	0	0	0	0	0

(a) Finance and service charges not included in Lines 1 to 35 \$ 0

(b) For health business on indicated lines report: Number of persons insured under PPO managed care products 0 and number of persons insured under indemnity only products 0

19 CT



ANNUAL STATEMENT FOR THE YEAR 2025 OF THE TRIUMPHE CASUALTY COMPANY
EXHIBIT OF PREMIUMS AND LOSSES (Statutory Page 14)

NAIC Group Code 0084

BUSINESS IN THE STATE OF Delaware

DURING THE YEAR 2025

NAIC Company Code 41106

Line of Business	Gross Premiums, Including Policy and Membership Fees, Less Return Premiums and Premiums on Policies not Taken		3 Dividends Paid or Credited to Policyholders on Direct Business	4 Direct Unearned Premium Reserves	5 Direct Losses Paid (deducting salvage)	6 Direct Losses Incurred	7 Direct Losses Unpaid	8 Direct Defense and Cost Containment Expense Paid	9 Direct Defense and Cost Containment Expense Incurred	10 Direct Defense and Cost Containment Expense Unpaid	11 Commissions and Brokerage Expenses	12 Taxes, Licenses and Fees
	1 Direct Premiums Written	2 Direct Premiums Earned										
1. Fire	0	0	0	0	0	0	0	0	0	0	0	0
2.1 Allied lines	0	0	0	0	0	0	0	0	0	0	0	0
2.2 Multiple peril crop	0	0	0	0	0	0	0	0	0	0	0	0
2.3 Federal flood	0	0	0	0	0	0	0	0	0	0	0	0
2.4 Private crop	0	0	0	0	0	0	0	0	0	0	0	0
2.5 Private flood	0	0	0	0	0	0	0	0	0	0	0	0
3. Farmowners multiple peril	0	0	0	0	0	0	0	0	0	0	0	0
4. Homeowners multiple peril	0	0	0	0	0	0	0	0	0	0	0	0
5.1 Commercial multiple peril (non-liability portion)	0	0	0	0	0	0	0	0	0	0	0	0
5.2 Commercial multiple peril (liability portion)	0	0	0	0	0	0	0	0	0	0	0	0
6. Mortgage guaranty	0	0	0	0	0	0	0	0	0	0	0	0
8. Ocean marine	0	0	0	0	0	0	0	0	0	0	0	0
9.1 Inland marine	0	0	0	0	0	0	0	0	0	0	0	0
9.2 Pet insurance plans	0	0	0	0	0	0	0	0	0	0	0	0
10. Financial guaranty	0	0	0	0	0	0	0	0	0	0	0	0
11.1 Medical professional liability - occurrence	0	0	0	0	0	0	0	0	0	0	0	0
11.2 Medical professional liability - claims-made	0	0	0	0	0	0	0	0	0	0	0	0
12. Earthquake	0	0	0	0	0	0	0	0	0	0	0	0
13.1 Comprehensive (hospital and medical) ind (b)	0	0	0	0	0	0	0	0	0	0	0	0
13.2 Comprehensive (hospital and medical) group (b)	0	0	0	0	0	0	0	0	0	0	0	0
14. Credit A&H (group and Individual)	0	0	0	0	0	0	0	0	0	0	0	0
15.1 Vision only (b)	0	0	0	0	0	0	0	0	0	0	0	0
15.2 Dental only (b)	0	0	0	0	0	0	0	0	0	0	0	0
15.3 Disability income (b)	0	0	0	0	0	0	0	0	0	0	0	0
15.4 Medicare supplement (b)	0	0	0	0	0	0	0	0	0	0	0	0
15.5 Medicaid Title XIX (b)	0	0	0	0	0	0	0	0	0	0	0	0
15.6 Medicare Title XVIII (b)	0	0	0	0	0	0	0	0	0	0	0	0
15.7 Long-term care (b)	0	0	0	0	0	0	0	0	0	0	0	0
15.8 Federal employees health benefits plan (b)	0	0	0	0	0	0	0	0	0	0	0	0
15.9 Other health (b)	0	0	0	0	0	0	0	0	0	0	0	0
16. Workers' compensation	145,593	121,322	0	83,836	0	69,012	92,010	0	10,335	13,968	11,583	4,576
17.1 Other liability - occurrence	0	0	0	0	0	0	0	0	0	0	0	0
17.2 Other liability - claims-Made	0	0	0	0	0	0	0	0	0	0	0	0
17.3 Excess workers' compensation	0	0	0	0	0	0	0	0	0	0	0	0
18.1 Products liability - occurrence	0	0	0	0	0	0	0	0	0	0	0	0
18.2 Products liability - claims-made	0	0	0	0	0	0	0	0	0	0	0	0
19.1 Private passenger auto no-fault (personal injury protection)	0	0	0	0	0	0	0	0	0	0	0	0
19.2 Other private passenger auto liability	0	0	0	0	0	0	0	0	0	0	0	0
19.3 Commercial auto no-fault (personal injury protection)	0	0	0	0	0	0	0	0	0	0	0	0
19.4 Other commercial auto liability	0	0	0	0	0	0	0	0	0	0	0	0
21.1 Private passenger auto physical damage	0	0	0	0	0	0	0	0	0	0	0	0
21.2 Commercial auto physical damage	0	0	0	0	0	0	0	0	0	0	0	0
22. Aircraft (all perils)	0	0	0	0	0	0	0	0	0	0	0	0
23. Fidelity	0	0	0	0	0	0	0	0	0	0	0	0
24. Surety	0	0	0	0	0	0	0	0	0	0	0	0
26. Burglary and theft	0	0	0	0	0	0	0	0	0	0	0	0
27. Boiler and machinery	0	0	0	0	0	0	0	0	0	0	0	0
28. Credit	0	0	0	0	0	0	0	0	0	0	0	0
29. International	0	0	0	0	0	0	0	0	0	0	0	0
30. Warranty	0	0	0	0	0	0	0	0	0	0	0	0
31. Reins nonproportional assumed property	XXX	XXX	XXX	XXX	XXX	XXX	XXX	XXX	XXX	XXX	XXX	XXX
32. Reins nonproportional assumed liability	XXX	XXX	XXX	XXX	XXX	XXX	XXX	XXX	XXX	XXX	XXX	XXX
33. Reins nonproportional assumed financial lines	XXX	XXX	XXX	XXX	XXX	XXX	XXX	XXX	XXX	XXX	XXX	XXX
34. Aggregate write-ins for other lines of business	0	0	0	0	0	0	0	0	0	0	0	0
35. Total (a)	145,593	121,322	0	83,836	0	69,013	92,010	0	10,335	13,969	11,583	4,576
DETAILS OF WRITE-INS												
3401.												
3402.												
3403.												
3498. Summary of remaining write-ins for Line 34 from overflow page	0	0	0	0	0	0	0	0	0	0	0	0
3499. Totals (Lines 3401 through 3403 plus 3498)(Line 34 above)	0	0	0	0	0	0	0	0	0	0	0	0

(a) Finance and service charges not included in Lines 1 to 35 \$ 0

(b) For health business on indicated lines report: Number of persons insured under PPO managed care products 0 and number of persons insured under indemnity only products 0

19 DE



ANNUAL STATEMENT FOR THE YEAR 2025 OF THE TRIUMPHE CASUALTY COMPANY
EXHIBIT OF PREMIUMS AND LOSSES (Statutory Page 14)

NAIC Group Code 0084

BUSINESS IN THE STATE OF District of Columbia

DURING THE YEAR 2025

NAIC Company Code 41106

Line of Business	Gross Premiums, Including Policy and Membership Fees, Less Return Premiums and Premiums on Policies not Taken		3 Dividends Paid or Credited to Policyholders on Direct Business	4 Direct Unearned Premium Reserves	5 Direct Losses Paid (deducting salvage)	6 Direct Losses Incurred	7 Direct Losses Unpaid	8 Direct Defense and Cost Containment Expense Paid	9 Direct Defense and Cost Containment Expense Incurred	10 Direct Defense and Cost Containment Expense Unpaid	11 Commissions and Brokerage Expenses	12 Taxes, Licenses and Fees
	1 Direct Premiums Written	2 Direct Premiums Earned										
1. Fire	0	0	0	0	0	0	0	0	0	0	0	0
2.1 Allied lines	0	0	0	0	0	0	0	0	0	0	0	0
2.2 Multiple peril crop	0	0	0	0	0	0	0	0	0	0	0	0
2.3 Federal flood	0	0	0	0	0	0	0	0	0	0	0	0
2.4 Private crop	0	0	0	0	0	0	0	0	0	0	0	0
2.5 Private flood	0	0	0	0	0	0	0	0	0	0	0	0
3. Farmowners multiple peril	0	0	0	0	0	0	0	0	0	0	0	0
4. Homeowners multiple peril	0	0	0	0	0	0	0	0	0	0	0	0
5.1 Commercial multiple peril (non-liability portion)	0	0	0	0	0	0	0	0	0	0	0	0
5.2 Commercial multiple peril (liability portion)	0	0	0	0	0	0	0	0	0	0	0	0
6. Mortgage guaranty	0	0	0	0	0	0	0	0	0	0	0	0
8. Ocean marine	0	0	0	0	0	0	0	0	0	0	0	0
9.1 Inland marine	0	0	0	0	0	0	0	0	0	0	0	0
9.2 Pet insurance plans	0	0	0	0	0	0	0	0	0	0	0	0
10. Financial guaranty	0	0	0	0	0	0	0	0	0	0	0	0
11.1 Medical professional liability - occurrence	0	0	0	0	0	0	0	0	0	0	0	0
11.2 Medical professional liability - claims-made	0	0	0	0	0	0	0	0	0	0	0	0
12. Earthquake	0	0	0	0	0	0	0	0	0	0	0	0
13.1 Comprehensive (hospital and medical) ind (b)	0	0	0	0	0	0	0	0	0	0	0	0
13.2 Comprehensive (hospital and medical) group (b)	0	0	0	0	0	0	0	0	0	0	0	0
14. Credit A&H (group and Individual)	0	0	0	0	0	0	0	0	0	0	0	0
15.1 Vision only (b)	0	0	0	0	0	0	0	0	0	0	0	0
15.2 Dental only (b)	0	0	0	0	0	0	0	0	0	0	0	0
15.3 Disability income (b)	0	0	0	0	0	0	0	0	0	0	0	0
15.4 Medicare supplement (b)	0	0	0	0	0	0	0	0	0	0	0	0
15.5 Medicaid Title XIX (b)	0	0	0	0	0	0	0	0	0	0	0	0
15.6 Medicare Title XVIII (b)	0	0	0	0	0	0	0	0	0	0	0	0
15.7 Long-term care (b)	0	0	0	0	0	0	0	0	0	0	0	0
15.8 Federal employees health benefits plan (b)	0	0	0	0	0	0	0	0	0	0	0	0
15.9 Other health (b)	0	0	0	0	0	0	0	0	0	0	0	0
16. Workers' compensation	0	0	0	0	0	(1,698)	3,689	0	(307)	560	0	0
17.1 Other liability - occurrence	0	0	0	0	0	0	0	0	0	0	0	0
17.2 Other liability - claims-Made	0	0	0	0	0	0	0	0	0	0	0	0
17.3 Excess workers' compensation	0	0	0	0	0	0	0	0	0	0	0	0
18.1 Products liability - occurrence	0	0	0	0	0	0	0	0	0	0	0	0
18.2 Products liability - claims-made	0	0	0	0	0	0	0	0	0	0	0	0
19.1 Private passenger auto no-fault (personal injury protection)	0	0	0	0	0	0	0	0	0	0	0	0
19.2 Other private passenger auto liability	0	0	0	0	0	0	0	0	0	0	0	0
19.3 Commercial auto no-fault (personal injury protection)	0	0	0	0	0	0	0	0	0	0	0	0
19.4 Other commercial auto liability	0	0	0	0	0	0	0	0	0	0	0	0
21.1 Private passenger auto physical damage	0	0	0	0	0	0	0	0	0	0	0	0
21.2 Commercial auto physical damage	0	0	0	0	0	0	0	0	0	0	0	0
22. Aircraft (all perils)	0	0	0	0	0	0	0	0	0	0	0	0
23. Fidelity	0	0	0	0	0	0	0	0	0	0	0	0
24. Surety	0	0	0	0	0	0	0	0	0	0	0	0
26. Burglary and theft	0	0	0	0	0	0	0	0	0	0	0	0
27. Boiler and machinery	0	0	0	0	0	0	0	0	0	0	0	0
28. Credit	0	0	0	0	0	0	0	0	0	0	0	0
29. International	0	0	0	0	0	0	0	0	0	0	0	0
30. Warranty	0	0	0	0	0	0	0	0	0	0	0	0
31. Reins nonproportional assumed property	XXX	XXX	XXX	XXX	XXX	XXX	XXX	XXX	XXX	XXX	XXX	XXX
32. Reins nonproportional assumed liability	XXX	XXX	XXX	XXX	XXX	XXX	XXX	XXX	XXX	XXX	XXX	XXX
33. Reins nonproportional assumed financial lines	XXX	XXX	XXX	XXX	XXX	XXX	XXX	XXX	XXX	XXX	XXX	XXX
34. Aggregate write-ins for other lines of business	0	0	0	0	0	0	0	0	0	0	0	0
35. Total (a)	0	0	0	0	0	(1,698)	3,689	0	(307)	560	0	0
DETAILS OF WRITE-INS												
3401.												
3402.												
3403.												
3498. Summary of remaining write-ins for Line 34 from overflow page	0	0	0	0	0	0	0	0	0	0	0	0
3499. Totals (Lines 3401 through 3403 plus 3498)(Line 34 above)	0	0	0	0	0	0	0	0	0	0	0	0

(a) Finance and service charges not included in Lines 1 to 35 \$ 0

(b) For health business on indicated lines report: Number of persons insured under PPO managed care products 0 and number of persons insured under indemnity only products 0

19DC



ANNUAL STATEMENT FOR THE YEAR 2025 OF THE TRIUMPHE CASUALTY COMPANY
EXHIBIT OF PREMIUMS AND LOSSES (Statutory Page 14)

NAIC Group Code 0084

BUSINESS IN THE STATE OF Florida

DURING THE YEAR 2025

NAIC Company Code 41106

Line of Business	Gross Premiums, Including Policy and Membership Fees, Less Return Premiums and Premiums on Policies not Taken		3 Dividends Paid or Credited to Policyholders on Direct Business	4 Direct Unearned Premium Reserves	5 Direct Losses Paid (deducting salvage)	6 Direct Losses Incurred	7 Direct Losses Unpaid	8 Direct Defense and Cost Containment Expense Paid	9 Direct Defense and Cost Containment Expense Incurred	10 Direct Defense and Cost Containment Expense Unpaid	11 Commissions and Brokerage Expenses	12 Taxes, Licenses and Fees
	1 Direct Premiums Written	2 Direct Premiums Earned										
1. Fire	0	0	0	0	0	0	0	0	0	0	0	0
2.1 Allied lines	0	0	0	0	0	0	0	0	0	0	0	0
2.2 Multiple peril crop	0	0	0	0	0	0	0	0	0	0	0	0
2.3 Federal flood	0	0	0	0	0	0	0	0	0	0	0	0
2.4 Private crop	0	0	0	0	0	0	0	0	0	0	0	0
2.5 Private flood	0	0	0	0	0	0	0	0	0	0	0	0
3. Farmowners multiple peril	0	0	0	0	0	0	0	0	0	0	0	0
4. Homeowners multiple peril	0	0	0	0	0	0	0	0	0	0	0	0
5.1 Commercial multiple peril (non-liability portion)	0	0	0	0	0	0	0	0	0	0	0	0
5.2 Commercial multiple peril (liability portion)	0	0	0	0	0	0	0	0	0	0	0	0
6. Mortgage guaranty	0	0	0	0	0	0	0	0	0	0	0	0
8. Ocean marine	0	0	0	0	0	0	0	0	0	0	0	0
9.1 Inland marine	0	0	0	0	0	0	0	0	0	0	0	0
9.2 Pet insurance plans	0	0	0	0	0	0	0	0	0	0	0	0
10. Financial guaranty	0	0	0	0	0	0	0	0	0	0	0	0
11.1 Medical professional liability - occurrence	0	0	0	0	0	0	0	0	0	0	0	0
11.2 Medical professional liability - claims-made	0	0	0	0	0	0	0	0	0	0	0	0
12. Earthquake	0	0	0	0	0	0	0	0	0	0	0	0
13.1 Comprehensive (hospital and medical) ind (b)	0	0	0	0	0	0	0	0	0	0	0	0
13.2 Comprehensive (hospital and medical) group (b)	0	0	0	0	0	0	0	0	0	0	0	0
14. Credit A&H (group and Individual)	0	0	0	0	0	0	0	0	0	0	0	0
15.1 Vision only (b)	0	0	0	0	0	0	0	0	0	0	0	0
15.2 Dental only (b)	0	0	0	0	0	0	0	0	0	0	0	0
15.3 Disability income (b)	0	0	0	0	0	0	0	0	0	0	0	0
15.4 Medicare supplement (b)	0	0	0	0	0	0	0	0	0	0	0	0
15.5 Medicaid Title XIX (b)	0	0	0	0	0	0	0	0	0	0	0	0
15.6 Medicare Title XVIII (b)	0	0	0	0	0	0	0	0	0	0	0	0
15.7 Long-term care (b)	0	0	0	0	0	0	0	0	0	0	0	0
15.8 Federal employees health benefits plan (b)	0	0	0	0	0	0	0	0	0	0	0	0
15.9 Other health (b)	0	0	0	0	0	0	0	0	0	0	0	0
16. Workers' compensation	1,920,587	1,482,150	0	911,356	509,885	752,736	1,699,113	46,311	54,064	160,317	141,875	27,518
17.1 Other liability - occurrence	0	0	0	0	0	(2,395)	1,685	0	(1,581)	376	0	0
17.2 Other liability - claims-Made	0	0	0	0	0	0	0	0	0	0	0	0
17.3 Excess workers' compensation	0	0	0	0	0	0	0	0	0	0	0	0
18.1 Products liability - occurrence	0	0	0	0	0	0	0	0	0	0	0	0
18.2 Products liability - claims-made	0	0	0	0	0	0	0	0	0	0	0	0
19.1 Private passenger auto no-fault (personal injury protection)	0	0	0	0	0	0	0	0	0	0	0	0
19.2 Other private passenger auto liability	0	0	0	0	0	(3,020)	2,112	0	(2,751)	1,961	0	0
19.3 Commercial auto no-fault (personal injury protection)	0	0	0	0	0	0	0	0	0	0	0	0
19.4 Other commercial auto liability	0	0	0	0	(19)	2	150	3	30	29	0	0
21.1 Private passenger auto physical damage	0	0	0	0	0	(1,213)	206	0	9	9	0	0
21.2 Commercial auto physical damage	0	0	0	0	0	(50)	1	0	0	0	0	0
22. Aircraft (all perils)	0	0	0	0	0	0	0	0	0	0	0	0
23. Fidelity	0	0	0	0	0	0	0	0	0	0	0	0
24. Surety	0	0	0	0	0	0	0	0	0	0	0	0
26. Burglary and theft	0	0	0	0	0	0	0	0	0	0	0	0
27. Boiler and machinery	0	0	0	0	0	0	0	0	0	0	0	0
28. Credit	0	0	0	0	0	0	0	0	0	0	0	0
29. International	0	0	0	0	0	0	0	0	0	0	0	0
30. Warranty	0	0	0	0	0	0	0	0	0	0	0	0
31. Reins nonproportional assumed property	XXX	XXX	XXX	XXX	XXX	XXX	XXX	XXX	XXX	XXX	XXX	XXX
32. Reins nonproportional assumed liability	XXX	XXX	XXX	XXX	XXX	XXX	XXX	XXX	XXX	XXX	XXX	XXX
33. Reins nonproportional assumed financial lines	XXX	XXX	XXX	XXX	XXX	XXX	XXX	XXX	XXX	XXX	XXX	XXX
34. Aggregate write-ins for other lines of business	0	0	0	0	0	0	0	0	0	0	0	0
35. Total (a)	1,920,587	1,482,150	0	911,356	509,866	746,060	1,703,247	46,314	49,772	162,692	141,875	27,518
DETAILS OF WRITE-INS												
3401.												
3402.												
3403.												
3498. Summary of remaining write-ins for Line 34 from overflow page	0	0	0	0	0	0	0	0	0	0	0	0
3499. Totals (Lines 3401 through 3403 plus 3498)(Line 34 above)	0	0	0	0	0	0	0	0	0	0	0	0

(a) Finance and service charges not included in Lines 1 to 35 \$ 0

(b) For health business on indicated lines report: Number of persons insured under PPO managed care products 0 and number of persons insured under indemnity only products 0

19 FL



ANNUAL STATEMENT FOR THE YEAR 2025 OF THE TRIUMPHE CASUALTY COMPANY
EXHIBIT OF PREMIUMS AND LOSSES (Statutory Page 14)

NAIC Group Code 0084

BUSINESS IN THE STATE OF Georgia

DURING THE YEAR 2025

NAIC Company Code 41106

Line of Business	Gross Premiums, Including Policy and Membership Fees, Less Return Premiums and Premiums on Policies not Taken		3 Dividends Paid or Credited to Policyholders on Direct Business	4 Direct Unearned Premium Reserves	5 Direct Losses Paid (deducting salvage)	6 Direct Losses Incurred	7 Direct Losses Unpaid	8 Direct Defense and Cost Containment Expense Paid	9 Direct Defense and Cost Containment Expense Incurred	10 Direct Defense and Cost Containment Expense Unpaid	11 Commissions and Brokerage Expenses	12 Taxes, Licenses and Fees
	1 Direct Premiums Written	2 Direct Premiums Earned										
1. Fire	0	0	0	0	0	0	0	0	0	0	0	0
2.1 Allied lines	0	0	0	0	0	0	0	0	0	0	0	0
2.2 Multiple peril crop	0	0	0	0	0	0	0	0	0	0	0	0
2.3 Federal flood	0	0	0	0	0	0	0	0	0	0	0	0
2.4 Private crop	0	0	0	0	0	0	0	0	0	0	0	0
2.5 Private flood	0	0	0	0	0	0	0	0	0	0	0	0
3. Farmowners multiple peril	0	0	0	0	0	0	0	0	0	0	0	0
4. Homeowners multiple peril	0	0	0	0	0	0	0	0	0	0	0	0
5.1 Commercial multiple peril (non-liability portion)	0	0	0	0	0	0	0	0	0	0	0	0
5.2 Commercial multiple peril (liability portion)	0	0	0	0	0	0	0	0	0	0	0	0
6. Mortgage guaranty	0	0	0	0	0	0	0	0	0	0	0	0
8. Ocean marine	0	0	0	0	0	0	0	0	0	0	0	0
9.1 Inland marine	0	0	0	0	0	0	0	0	0	0	0	0
9.2 Pet insurance plans	0	0	0	0	0	0	0	0	0	0	0	0
10. Financial guaranty	0	0	0	0	0	0	0	0	0	0	0	0
11.1 Medical professional liability - occurrence	0	0	0	0	0	0	0	0	0	0	0	0
11.2 Medical professional liability - claims-made	0	0	0	0	0	0	0	0	0	0	0	0
12. Earthquake	0	0	0	0	0	0	0	0	0	0	0	0
13.1 Comprehensive (hospital and medical) ind (b)	0	0	0	0	0	0	0	0	0	0	0	0
13.2 Comprehensive (hospital and medical) group (b)	0	0	0	0	0	0	0	0	0	0	0	0
14. Credit A&H (group and Individual)	0	0	0	0	0	0	0	0	0	0	0	0
15.1 Vision only (b)	0	0	0	0	0	0	0	0	0	0	0	0
15.2 Dental only (b)	0	0	0	0	0	0	0	0	0	0	0	0
15.3 Disability income (b)	0	0	0	0	0	0	0	0	0	0	0	0
15.4 Medicare supplement (b)	0	0	0	0	0	0	0	0	0	0	0	0
15.5 Medicaid Title XIX (b)	0	0	0	0	0	0	0	0	0	0	0	0
15.6 Medicare Title XVIII (b)	0	0	0	0	0	0	0	0	0	0	0	0
15.7 Long-term care (b)	0	0	0	0	0	0	0	0	0	0	0	0
15.8 Federal employees health benefits plan (b)	0	0	0	0	0	0	0	0	0	0	0	0
15.9 Other health (b)	0	0	0	0	0	0	0	0	0	0	0	0
16. Workers' compensation	2,999,097	2,966,359	0	906,781	714,782	1,271,393	4,942,145	112,581	230,841	398,144	234,335	147,939
17.1 Other liability - occurrence	0	0	0	0	0	78	78	0	18	18	0	0
17.2 Other liability - claims-Made	0	0	0	0	0	0	0	0	0	0	0	0
17.3 Excess workers' compensation	0	0	0	0	0	0	0	0	0	0	0	0
18.1 Products liability - occurrence	0	0	0	0	0	0	0	0	0	0	0	0
18.2 Products liability - claims-made	0	0	0	0	0	0	0	0	0	0	0	0
19.1 Private passenger auto no-fault (personal injury protection)	0	0	0	0	0	0	0	0	0	0	0	0
19.2 Other private passenger auto liability	0	0	0	0	0	99	99	0	92	92	0	0
19.3 Commercial auto no-fault (personal injury protection)	0	0	0	0	0	0	0	0	0	0	0	0
19.4 Other commercial auto liability	0	0	0	0	0	0	0	0	0	0	0	0
21.1 Private passenger auto physical damage	0	0	0	0	0	15	15	0	1	1	0	0
21.2 Commercial auto physical damage	0	0	0	0	0	0	0	0	0	0	0	0
22. Aircraft (all perils)	0	0	0	0	0	0	0	0	0	0	0	0
23. Fidelity	0	0	0	0	0	0	0	0	0	0	0	0
24. Surety	0	0	0	0	0	0	0	0	0	0	0	0
26. Burglary and theft	0	0	0	0	0	0	0	0	0	0	0	0
27. Boiler and machinery	0	0	0	0	0	0	0	0	0	0	0	0
28. Credit	0	0	0	0	0	0	0	0	0	0	0	0
29. International	0	0	0	0	0	0	0	0	0	0	0	0
30. Warranty	0	0	0	0	0	0	0	0	0	0	0	0
31. Reins nonproportional assumed property	XXX	XXX	XXX	XXX	XXX	XXX	XXX	XXX	XXX	XXX	XXX	XXX
32. Reins nonproportional assumed liability	XXX	XXX	XXX	XXX	XXX	XXX	XXX	XXX	XXX	XXX	XXX	XXX
33. Reins nonproportional assumed financial lines	XXX	XXX	XXX	XXX	XXX	XXX	XXX	XXX	XXX	XXX	XXX	XXX
34. Aggregate write-ins for other lines of business	0	0	0	0	0	0	0	0	0	0	0	0
35. Total (a)	2,999,097	2,966,359	0	906,781	714,782	1,271,585	4,942,337	112,581	230,951	398,255	234,335	147,939
DETAILS OF WRITE-INS												
3401.												
3402.												
3403.												
3498. Summary of remaining write-ins for Line 34 from overflow page	0	0	0	0	0	0	0	0	0	0	0	0
3499. Totals (Lines 3401 through 3403 plus 3498)(Line 34 above)	0	0	0	0	0	0	0	0	0	0	0	0

(a) Finance and service charges not included in Lines 1 to 35 \$ 0

(b) For health business on indicated lines report: Number of persons insured under PPO managed care products 0 and number of persons insured under indemnity only products 0

19 GA



ANNUAL STATEMENT FOR THE YEAR 2025 OF THE TRIUMPHE CASUALTY COMPANY
EXHIBIT OF PREMIUMS AND LOSSES (Statutory Page 14)

NAIC Group Code 0084

BUSINESS IN THE STATE OF Hawaii

DURING THE YEAR 2025

NAIC Company Code 41106

Line of Business	Gross Premiums, Including Policy and Membership Fees, Less Return Premiums and Premiums on Policies not Taken		3 Dividends Paid or Credited to Policyholders on Direct Business	4 Direct Unearned Premium Reserves	5 Direct Losses Paid (deducting salvage)	6 Direct Losses Incurred	7 Direct Losses Unpaid	8 Direct Defense and Cost Containment Expense Paid	9 Direct Defense and Cost Containment Expense Incurred	10 Direct Defense and Cost Containment Expense Unpaid	11 Commissions and Brokerage Expenses	12 Taxes, Licenses and Fees
	1 Direct Premiums Written	2 Direct Premiums Earned										
1. Fire	0	0	0	0	0	0	0	0	0	0	0	0
2.1 Allied lines	0	0	0	0	0	0	0	0	0	0	0	0
2.2 Multiple peril crop	0	0	0	0	0	0	0	0	0	0	0	0
2.3 Federal flood	0	0	0	0	0	0	0	0	0	0	0	0
2.4 Private crop	0	0	0	0	0	0	0	0	0	0	0	0
2.5 Private flood	0	0	0	0	0	0	0	0	0	0	0	0
3. Farmowners multiple peril	0	0	0	0	0	0	0	0	0	0	0	0
4. Homeowners multiple peril	0	0	0	0	0	0	0	0	0	0	0	0
5.1 Commercial multiple peril (non-liability portion)	0	0	0	0	0	0	0	0	0	0	0	0
5.2 Commercial multiple peril (liability portion)	0	0	0	0	0	0	0	0	0	0	0	0
6. Mortgage guaranty	0	0	0	0	0	0	0	0	0	0	0	0
8. Ocean marine	0	0	0	0	0	0	0	0	0	0	0	0
9.1 Inland marine	0	0	0	0	0	0	0	0	0	0	0	0
9.2 Pet insurance plans	0	0	0	0	0	0	0	0	0	0	0	0
10. Financial guaranty	0	0	0	0	0	0	0	0	0	0	0	0
11.1 Medical professional liability - occurrence	0	0	0	0	0	0	0	0	0	0	0	0
11.2 Medical professional liability - claims-made	0	0	0	0	0	0	0	0	0	0	0	0
12. Earthquake	0	0	0	0	0	0	0	0	0	0	0	0
13.1 Comprehensive (hospital and medical) ind (b)	0	0	0	0	0	0	0	0	0	0	0	0
13.2 Comprehensive (hospital and medical) group (b)	0	0	0	0	0	0	0	0	0	0	0	0
14. Credit A&H (group and Individual)	0	0	0	0	0	0	0	0	0	0	0	0
15.1 Vision only (b)	0	0	0	0	0	0	0	0	0	0	0	0
15.2 Dental only (b)	0	0	0	0	0	0	0	0	0	0	0	0
15.3 Disability income (b)	0	0	0	0	0	0	0	0	0	0	0	0
15.4 Medicare supplement (b)	0	0	0	0	0	0	0	0	0	0	0	0
15.5 Medicaid Title XIX (b)	0	0	0	0	0	0	0	0	0	0	0	0
15.6 Medicare Title XVIII (b)	0	0	0	0	0	0	0	0	0	0	0	0
15.7 Long-term care (b)	0	0	0	0	0	0	0	0	0	0	0	0
15.8 Federal employees health benefits plan (b)	0	0	0	0	0	0	0	0	0	0	0	0
15.9 Other health (b)	0	0	0	0	0	0	0	0	0	0	0	0
16. Workers' compensation	1,502,966	987,633	0	631,525	3,498	94,601	132,700	228	14,341	20,021	117,944	96,698
17.1 Other liability - occurrence	0	0	0	0	0	0	0	0	0	0	0	0
17.2 Other liability - claims-Made	0	0	0	0	0	0	0	0	0	0	0	0
17.3 Excess workers' compensation	0	0	0	0	0	0	0	0	0	0	0	0
18.1 Products liability - occurrence	0	0	0	0	0	0	0	0	0	0	0	0
18.2 Products liability - claims-made	0	0	0	0	0	0	0	0	0	0	0	0
19.1 Private passenger auto no-fault (personal injury protection)	0	0	0	0	0	0	0	0	0	0	0	0
19.2 Other private passenger auto liability	0	0	0	0	0	0	0	0	0	0	0	0
19.3 Commercial auto no-fault (personal injury protection)	0	0	0	0	0	0	0	0	0	0	0	0
19.4 Other commercial auto liability	0	0	0	0	0	0	0	0	0	0	0	0
21.1 Private passenger auto physical damage	0	0	0	0	0	0	0	0	0	0	0	0
21.2 Commercial auto physical damage	0	0	0	0	0	0	0	0	0	0	0	0
22. Aircraft (all perils)	0	0	0	0	0	0	0	0	0	0	0	0
23. Fidelity	0	0	0	0	0	0	0	0	0	0	0	0
24. Surety	0	0	0	0	0	0	0	0	0	0	0	0
26. Burglary and theft	0	0	0	0	0	0	0	0	0	0	0	0
27. Boiler and machinery	0	0	0	0	0	0	0	0	0	0	0	0
28. Credit	0	0	0	0	0	0	0	0	0	0	0	0
29. International	0	0	0	0	0	0	0	0	0	0	0	0
30. Warranty	0	0	0	0	0	0	0	0	0	0	0	0
31. Reins nonproportional assumed property	XXX	XXX	XXX	XXX	XXX	XXX	XXX	XXX	XXX	XXX	XXX	XXX
32. Reins nonproportional assumed liability	XXX	XXX	XXX	XXX	XXX	XXX	XXX	XXX	XXX	XXX	XXX	XXX
33. Reins nonproportional assumed financial lines	XXX	XXX	XXX	XXX	XXX	XXX	XXX	XXX	XXX	XXX	XXX	XXX
34. Aggregate write-ins for other lines of business	0	0	0	0	0	0	0	0	0	0	0	0
35. Total (a)	1,502,966	987,633	0	631,525	3,498	94,601	132,700	228	14,341	20,021	117,944	96,698
DETAILS OF WRITE-INS												
3401.												
3402.												
3403.												
3498. Summary of remaining write-ins for Line 34 from overflow page	0	0	0	0	0	0	0	0	0	0	0	0
3499. Totals (Lines 3401 through 3403 plus 3498)(Line 34 above)	0	0	0	0	0	0	0	0	0	0	0	0

(a) Finance and service charges not included in Lines 1 to 35 \$ 0

(b) For health business on indicated lines report: Number of persons insured under PPO managed care products 0 and number of persons insured under indemnity only products 0

19.HI



ANNUAL STATEMENT FOR THE YEAR 2025 OF THE TRIUMPHE CASUALTY COMPANY
EXHIBIT OF PREMIUMS AND LOSSES (Statutory Page 14)

NAIC Group Code 0084

BUSINESS IN THE STATE OF Idaho

DURING THE YEAR 2025

NAIC Company Code 41106

Line of Business	Gross Premiums, Including Policy and Membership Fees, Less Return Premiums and Premiums on Policies not Taken		3 Dividends Paid or Credited to Policyholders on Direct Business	4 Direct Unearned Premium Reserves	5 Direct Losses Paid (deducting salvage)	6 Direct Losses Incurred	7 Direct Losses Unpaid	8 Direct Defense and Cost Containment Expense Paid	9 Direct Defense and Cost Containment Expense Incurred	10 Direct Defense and Cost Containment Expense Unpaid	11 Commissions and Brokerage Expenses	12 Taxes, Licenses and Fees
	1 Direct Premiums Written	2 Direct Premiums Earned										
1. Fire	0	0	0	0	0	0	0	0	0	0	0	0
2.1 Allied lines	0	0	0	0	0	0	0	0	0	0	0	0
2.2 Multiple peril crop	0	0	0	0	0	0	0	0	0	0	0	0
2.3 Federal flood	0	0	0	0	0	0	0	0	0	0	0	0
2.4 Private crop	0	0	0	0	0	0	0	0	0	0	0	0
2.5 Private flood	0	0	0	0	0	0	0	0	0	0	0	0
3. Farmowners multiple peril	0	0	0	0	0	0	0	0	0	0	0	0
4. Homeowners multiple peril	0	0	0	0	0	0	0	0	0	0	0	0
5.1 Commercial multiple peril (non-liability portion)	0	0	0	0	0	0	0	0	0	0	0	0
5.2 Commercial multiple peril (liability portion)	0	0	0	0	0	0	0	0	0	0	0	0
6. Mortgage guaranty	0	0	0	0	0	0	0	0	0	0	0	0
8. Ocean marine	0	0	0	0	0	0	0	0	0	0	0	0
9.1 Inland marine	0	0	0	0	0	0	0	0	0	0	0	0
9.2 Pet insurance plans	0	0	0	0	0	0	0	0	0	0	0	0
10. Financial guaranty	0	0	0	0	0	0	0	0	0	0	0	0
11.1 Medical professional liability - occurrence	0	0	0	0	0	0	0	0	0	0	0	0
11.2 Medical professional liability - claims-made	0	0	0	0	0	0	0	0	0	0	0	0
12. Earthquake	0	0	0	0	0	0	0	0	0	0	0	0
13.1 Comprehensive (hospital and medical) ind (b)	0	0	0	0	0	0	0	0	0	0	0	0
13.2 Comprehensive (hospital and medical) group (b)	0	0	0	0	0	0	0	0	0	0	0	0
14. Credit A&H (group and Individual)	0	0	0	0	0	0	0	0	0	0	0	0
15.1 Vision only (b)	0	0	0	0	0	0	0	0	0	0	0	0
15.2 Dental only (b)	0	0	0	0	0	0	0	0	0	0	0	0
15.3 Disability income (b)	0	0	0	0	0	0	0	0	0	0	0	0
15.4 Medicare supplement (b)	0	0	0	0	0	0	0	0	0	0	0	0
15.5 Medicaid Title XIX (b)	0	0	0	0	0	0	0	0	0	0	0	0
15.6 Medicare Title XVIII (b)	0	0	0	0	0	0	0	0	0	0	0	0
15.7 Long-term care (b)	0	0	0	0	0	0	0	0	0	0	0	0
15.8 Federal employees health benefits plan (b)	0	0	0	0	0	0	0	0	0	0	0	0
15.9 Other health (b)	0	0	0	0	0	0	0	0	0	0	0	0
16. Workers' compensation	1,041,235	995,790	0	299,457	281,062	1,084,753	2,281,115	119,079	94,500	219,517	80,831	27,934
17.1 Other liability - occurrence	0	0	0	0	0	10	10	0	2	2	0	0
17.2 Other liability - claims-Made	0	0	0	0	0	0	0	0	0	0	0	0
17.3 Excess workers' compensation	0	0	0	0	0	0	0	0	0	0	0	0
18.1 Products liability - occurrence	0	0	0	0	0	0	0	0	0	0	0	0
18.2 Products liability - claims-made	0	0	0	0	0	0	0	0	0	0	0	0
19.1 Private passenger auto no-fault (personal injury protection)	0	0	0	0	0	0	0	0	0	0	0	0
19.2 Other private passenger auto liability	0	0	0	0	0	8	8	0	8	8	0	0
19.3 Commercial auto no-fault (personal injury protection)	0	0	0	0	0	0	0	0	0	0	0	0
19.4 Other commercial auto liability	0	0	0	0	0	0	0	0	0	0	0	0
21.1 Private passenger auto physical damage	0	0	0	0	0	1	1	0	0	0	0	0
21.2 Commercial auto physical damage	0	0	0	0	0	0	0	0	0	0	0	0
22. Aircraft (all perils)	0	0	0	0	0	0	0	0	0	0	0	0
23. Fidelity	0	0	0	0	0	0	0	0	0	0	0	0
24. Surety	0	0	0	0	0	0	0	0	0	0	0	0
26. Burglary and theft	0	0	0	0	0	0	0	0	0	0	0	0
27. Boiler and machinery	0	0	0	0	0	0	0	0	0	0	0	0
28. Credit	0	0	0	0	0	0	0	0	0	0	0	0
29. International	0	0	0	0	0	0	0	0	0	0	0	0
30. Warranty	0	0	0	0	0	0	0	0	0	0	0	0
31. Reins nonproportional assumed property	XXX	XXX	XXX	XXX	XXX	XXX	XXX	XXX	XXX	XXX	XXX	XXX
32. Reins nonproportional assumed liability	XXX	XXX	XXX	XXX	XXX	XXX	XXX	XXX	XXX	XXX	XXX	XXX
33. Reins nonproportional assumed financial lines	XXX	XXX	XXX	XXX	XXX	XXX	XXX	XXX	XXX	XXX	XXX	XXX
34. Aggregate write-ins for other lines of business	0	0	0	0	0	0	0	0	0	0	0	0
35. Total (a)	1,041,235	995,790	0	299,457	281,062	1,084,772	2,281,134	119,079	94,510	219,527	80,831	27,934
DETAILS OF WRITE-INS												
3401.												
3402.												
3403.												
3498. Summary of remaining write-ins for Line 34 from overflow page	0	0	0	0	0	0	0	0	0	0	0	0
3499. Totals (Lines 3401 through 3403 plus 3498)(Line 34 above)	0	0	0	0	0	0	0	0	0	0	0	0

(a) Finance and service charges not included in Lines 1 to 35 \$ 0

(b) For health business on indicated lines report: Number of persons insured under PPO managed care products 0 and number of persons insured under indemnity only products 0

19.1D



ANNUAL STATEMENT FOR THE YEAR 2025 OF THE TRIUMPHE CASUALTY COMPANY
EXHIBIT OF PREMIUMS AND LOSSES (Statutory Page 14)

NAIC Group Code 0084

BUSINESS IN THE STATE OF Illinois

DURING THE YEAR 2025

NAIC Company Code 41106

Line of Business	Gross Premiums, Including Policy and Membership Fees, Less Return Premiums and Premiums on Policies not Taken		3 Dividends Paid or Credited to Policyholders on Direct Business	4 Direct Unearned Premium Reserves	5 Direct Losses Paid (deducting salvage)	6 Direct Losses Incurred	7 Direct Losses Unpaid	8 Direct Defense and Cost Containment Expense Paid	9 Direct Defense and Cost Containment Expense Incurred	10 Direct Defense and Cost Containment Expense Unpaid	11 Commissions and Brokerage Expenses	12 Taxes, Licenses and Fees
	1 Direct Premiums Written	2 Direct Premiums Earned										
1. Fire	0	0	0	0	0	0	0	0	0	0	0	0
2.1 Allied lines	0	0	0	0	0	0	0	0	0	0	0	0
2.2 Multiple peril crop	0	0	0	0	0	0	0	0	0	0	0	0
2.3 Federal flood	0	0	0	0	0	0	0	0	0	0	0	0
2.4 Private crop	0	0	0	0	0	0	0	0	0	0	0	0
2.5 Private flood	0	0	0	0	0	0	0	0	0	0	0	0
3. Farmowners multiple peril	0	0	0	0	0	0	0	0	0	0	0	0
4. Homeowners multiple peril	0	0	0	0	0	0	0	0	0	0	0	0
5.1 Commercial multiple peril (non-liability portion)	0	0	0	0	0	0	0	0	0	0	0	0
5.2 Commercial multiple peril (liability portion)	0	0	0	0	0	0	0	0	0	0	0	0
6. Mortgage guaranty	0	0	0	0	0	0	0	0	0	0	0	0
8. Ocean marine	0	0	0	0	0	0	0	0	0	0	0	0
9.1 Inland marine	0	0	0	0	0	0	0	0	0	0	0	0
9.2 Pet insurance plans	0	0	0	0	0	0	0	0	0	0	0	0
10. Financial guaranty	0	0	0	0	0	0	0	0	0	0	0	0
11.1 Medical professional liability - occurrence	0	0	0	0	0	0	0	0	0	0	0	0
11.2 Medical professional liability - claims-made	0	0	0	0	0	0	0	0	0	0	0	0
12. Earthquake	0	0	0	0	0	0	0	0	0	0	0	0
13.1 Comprehensive (hospital and medical) ind (b)	0	0	0	0	0	0	0	0	0	0	0	0
13.2 Comprehensive (hospital and medical) group (b)	0	0	0	0	0	0	0	0	0	0	0	0
14. Credit A&H (group and Individual)	0	0	0	0	0	0	0	0	0	0	0	0
15.1 Vision only (b)	0	0	0	0	0	0	0	0	0	0	0	0
15.2 Dental only (b)	0	0	0	0	0	0	0	0	0	0	0	0
15.3 Disability income (b)	0	0	0	0	0	0	0	0	0	0	0	0
15.4 Medicare supplement (b)	0	0	0	0	0	0	0	0	0	0	0	0
15.5 Medicaid Title XIX (b)	0	0	0	0	0	0	0	0	0	0	0	0
15.6 Medicare Title XVIII (b)	0	0	0	0	0	0	0	0	0	0	0	0
15.7 Long-term care (b)	0	0	0	0	0	0	0	0	0	0	0	0
15.8 Federal employees health benefits plan (b)	0	0	0	0	0	0	0	0	0	0	0	0
15.9 Other health (b)	0	0	0	0	0	0	0	0	0	0	0	0
16. Workers' compensation	2,221,532	2,241,616	0	878,406	3,017,241	3,033,127	2,637,478	240,720	244,200	366,824	145,104	17,245
17.1 Other liability - occurrence	0	0	0	0	0	193	193	0	43	43	0	0
17.2 Other liability - claims-Made	0	0	0	0	0	0	0	0	0	0	0	0
17.3 Excess workers' compensation	0	0	0	0	0	0	0	0	0	0	0	0
18.1 Products liability - occurrence	0	0	0	0	0	0	0	0	0	0	0	0
18.2 Products liability - claims-made	0	0	0	0	0	0	0	0	0	0	0	0
19.1 Private passenger auto no-fault (personal injury protection)	0	0	0	0	0	0	0	0	0	0	0	0
19.2 Other private passenger auto liability	0	0	0	0	0	139	139	0	129	129	0	0
19.3 Commercial auto no-fault (personal injury protection)	0	0	0	0	0	0	0	0	0	0	0	0
19.4 Other commercial auto liability	0	0	0	0	0	0	0	0	0	0	0	0
21.1 Private passenger auto physical damage	0	0	0	0	0	22	22	0	1	1	0	0
21.2 Commercial auto physical damage	0	0	0	0	0	0	0	0	0	0	0	0
22. Aircraft (all perils)	0	0	0	0	0	0	0	0	0	0	0	0
23. Fidelity	0	0	0	0	0	0	0	0	0	0	0	0
24. Surety	0	0	0	0	0	0	0	0	0	0	0	0
26. Burglary and theft	0	0	0	0	0	0	0	0	0	0	0	0
27. Boiler and machinery	0	0	0	0	0	0	0	0	0	0	0	0
28. Credit	0	0	0	0	0	0	0	0	0	0	0	0
29. International	0	0	0	0	0	0	0	0	0	0	0	0
30. Warranty	0	0	0	0	0	0	0	0	0	0	0	0
31. Reins nonproportional assumed property	XXX	XXX	XXX	XXX	XXX	XXX	XXX	XXX	XXX	XXX	XXX	XXX
32. Reins nonproportional assumed liability	XXX	XXX	XXX	XXX	XXX	XXX	XXX	XXX	XXX	XXX	XXX	XXX
33. Reins nonproportional assumed financial lines	XXX	XXX	XXX	XXX	XXX	XXX	XXX	XXX	XXX	XXX	XXX	XXX
34. Aggregate write-ins for other lines of business	0	0	0	0	0	0	0	0	0	0	0	0
35. Total (a)	2,221,532	2,241,616	0	878,406	3,017,241	3,033,480	2,637,832	240,720	244,373	366,998	145,104	17,245
DETAILS OF WRITE-INS												
3401.												
3402.												
3403.												
3498. Summary of remaining write-ins for Line 34 from overflow page	0	0	0	0	0	0	0	0	0	0	0	0
3499. Totals (Lines 3401 through 3403 plus 3498)(Line 34 above)	0	0	0	0	0	0	0	0	0	0	0	0

(a) Finance and service charges not included in Lines 1 to 35 \$ 0

(b) For health business on indicated lines report: Number of persons insured under PPO managed care products 0 and number of persons insured under indemnity only products 0

19.1L



ANNUAL STATEMENT FOR THE YEAR 2025 OF THE TRIUMPHE CASUALTY COMPANY
EXHIBIT OF PREMIUMS AND LOSSES (Statutory Page 14)

NAIC Group Code 0084

BUSINESS IN THE STATE OF Indiana

DURING THE YEAR 2025

NAIC Company Code 41106

Line of Business	Gross Premiums, Including Policy and Membership Fees, Less Return Premiums and Premiums on Policies not Taken		3 Dividends Paid or Credited to Policyholders on Direct Business	4 Direct Unearned Premium Reserves	5 Direct Losses Paid (deducting salvage)	6 Direct Losses Incurred	7 Direct Losses Unpaid	8 Direct Defense and Cost Containment Expense Paid	9 Direct Defense and Cost Containment Expense Incurred	10 Direct Defense and Cost Containment Expense Unpaid	11 Commissions and Brokerage Expenses	12 Taxes, Licenses and Fees
	1 Direct Premiums Written	2 Direct Premiums Earned										
1. Fire	0	0	0	0	0	0	0	0	0	0	0	0
2.1 Allied lines	0	0	0	0	0	0	0	0	0	0	0	0
2.2 Multiple peril crop	0	0	0	0	0	0	0	0	0	0	0	0
2.3 Federal flood	0	0	0	0	0	0	0	0	0	0	0	0
2.4 Private crop	0	0	0	0	0	0	0	0	0	0	0	0
2.5 Private flood	0	0	0	0	0	0	0	0	0	0	0	0
3. Farmowners multiple peril	0	0	0	0	0	0	0	0	0	0	0	0
4. Homeowners multiple peril	0	0	0	0	0	0	0	0	0	0	0	0
5.1 Commercial multiple peril (non-liability portion)	0	0	0	0	0	0	0	0	0	0	0	0
5.2 Commercial multiple peril (liability portion)	0	0	0	0	0	0	0	0	0	0	0	0
6. Mortgage guaranty	0	0	0	0	0	0	0	0	0	0	0	0
8. Ocean marine	0	0	0	0	0	0	0	0	0	0	0	0
9.1 Inland marine	0	0	0	0	0	0	0	0	0	0	0	0
9.2 Pet insurance plans	0	0	0	0	0	0	0	0	0	0	0	0
10. Financial guaranty	0	0	0	0	0	0	0	0	0	0	0	0
11.1 Medical professional liability - occurrence	0	0	0	0	0	0	0	0	0	0	0	0
11.2 Medical professional liability - claims-made	0	0	0	0	0	0	0	0	0	0	0	0
12. Earthquake	0	0	0	0	0	0	0	0	0	0	0	0
13.1 Comprehensive (hospital and medical) ind (b)	0	0	0	0	0	0	0	0	0	0	0	0
13.2 Comprehensive (hospital and medical) group (b)	0	0	0	0	0	0	0	0	0	0	0	0
14. Credit A&H (group and Individual)	0	0	0	0	0	0	0	0	0	0	0	0
15.1 Vision only (b)	0	0	0	0	0	0	0	0	0	0	0	0
15.2 Dental only (b)	0	0	0	0	0	0	0	0	0	0	0	0
15.3 Disability income (b)	0	0	0	0	0	0	0	0	0	0	0	0
15.4 Medicare supplement (b)	0	0	0	0	0	0	0	0	0	0	0	0
15.5 Medicaid Title XIX (b)	0	0	0	0	0	0	0	0	0	0	0	0
15.6 Medicare Title XVIII (b)	0	0	0	0	0	0	0	0	0	0	0	0
15.7 Long-term care (b)	0	0	0	0	0	0	0	0	0	0	0	0
15.8 Federal employees health benefits plan (b)	0	0	0	0	0	0	0	0	0	0	0	0
15.9 Other health (b)	0	0	0	0	0	0	0	0	0	0	0	0
16. Workers' compensation	1,375,008	1,217,179	0	612,369	489,315	269,292	1,783,130	31,724	(13,729)	252,075	109,429	23,138
17.1 Other liability - occurrence	0	0	0	0	0	72	72	0	16	16	0	0
17.2 Other liability - claims-Made	0	0	0	0	0	0	0	0	0	0	0	0
17.3 Excess workers' compensation	0	0	0	0	0	0	0	0	0	0	0	0
18.1 Products liability - occurrence	0	0	0	0	0	0	0	0	0	0	0	0
18.2 Products liability - claims-made	0	0	0	0	0	0	0	0	0	0	0	0
19.1 Private passenger auto no-fault (personal injury protection)	0	0	0	0	0	0	0	0	0	0	0	0
19.2 Other private passenger auto liability	0	0	0	0	0	45	45	0	42	42	0	0
19.3 Commercial auto no-fault (personal injury protection)	0	0	0	0	0	0	0	0	0	0	0	0
19.4 Other commercial auto liability	0	0	0	0	0	0	0	0	0	0	0	0
21.1 Private passenger auto physical damage	0	0	0	0	0	8	8	0	0	0	0	0
21.2 Commercial auto physical damage	0	0	0	0	0	0	0	0	0	0	0	0
22. Aircraft (all perils)	0	0	0	0	0	0	0	0	0	0	0	0
23. Fidelity	0	0	0	0	0	0	0	0	0	0	0	0
24. Surety	0	0	0	0	0	0	0	0	0	0	0	0
26. Burglary and theft	0	0	0	0	0	0	0	0	0	0	0	0
27. Boiler and machinery	0	0	0	0	0	0	0	0	0	0	0	0
28. Credit	0	0	0	0	0	0	0	0	0	0	0	0
29. International	0	0	0	0	0	0	0	0	0	0	0	0
30. Warranty	0	0	0	0	0	0	0	0	0	0	0	0
31. Reins nonproportional assumed property	XXX	XXX	XXX	XXX	XXX	XXX	XXX	XXX	XXX	XXX	XXX	XXX
32. Reins nonproportional assumed liability	XXX	XXX	XXX	XXX	XXX	XXX	XXX	XXX	XXX	XXX	XXX	XXX
33. Reins nonproportional assumed financial lines	XXX	XXX	XXX	XXX	XXX	XXX	XXX	XXX	XXX	XXX	XXX	XXX
34. Aggregate write-ins for other lines of business	0	0	0	0	0	0	0	0	0	0	0	0
35. Total (a)	1,375,008	1,217,179	0	612,369	489,315	269,418	1,783,257	31,724	(13,670)	252,134	109,429	23,138
DETAILS OF WRITE-INS												
3401.												
3402.												
3403.												
3498. Summary of remaining write-ins for Line 34 from overflow page	0	0	0	0	0	0	0	0	0	0	0	0
3499. Totals (Lines 3401 through 3403 plus 3498)(Line 34 above)	0	0	0	0	0	0	0	0	0	0	0	0

(a) Finance and service charges not included in Lines 1 to 35 \$ 0

(b) For health business on indicated lines report: Number of persons insured under PPO managed care products 0 and number of persons insured under indemnity only products 0

19.IN



ANNUAL STATEMENT FOR THE YEAR 2025 OF THE TRIUMPHE CASUALTY COMPANY
EXHIBIT OF PREMIUMS AND LOSSES (Statutory Page 14)

NAIC Group Code 0084

BUSINESS IN THE STATE OF Iowa

DURING THE YEAR 2025

NAIC Company Code 41106

Line of Business	Gross Premiums, Including Policy and Membership Fees, Less Return Premiums and Premiums on Policies not Taken		3 Dividends Paid or Credited to Policyholders on Direct Business	4 Direct Unearned Premium Reserves	5 Direct Losses Paid (deducting salvage)	6 Direct Losses Incurred	7 Direct Losses Unpaid	8 Direct Defense and Cost Containment Expense Paid	9 Direct Defense and Cost Containment Expense Incurred	10 Direct Defense and Cost Containment Expense Unpaid	11 Commissions and Brokerage Expenses	12 Taxes, Licenses and Fees
	1 Direct Premiums Written	2 Direct Premiums Earned										
1. Fire	0	0	0	0	0	0	0	0	0	0	0	0
2.1 Allied lines	0	0	0	0	0	0	0	0	0	0	0	0
2.2 Multiple peril crop	0	0	0	0	0	0	0	0	0	0	0	0
2.3 Federal flood	0	0	0	0	0	0	0	0	0	0	0	0
2.4 Private crop	0	0	0	0	0	0	0	0	0	0	0	0
2.5 Private flood	0	0	0	0	0	0	0	0	0	0	0	0
3. Farmowners multiple peril	0	0	0	0	0	0	0	0	0	0	0	0
4. Homeowners multiple peril	0	0	0	0	0	0	0	0	0	0	0	0
5.1 Commercial multiple peril (non-liability portion)	0	0	0	0	0	0	0	0	0	0	0	0
5.2 Commercial multiple peril (liability portion)	0	0	0	0	0	0	0	0	0	0	0	0
6. Mortgage guaranty	0	0	0	0	0	0	0	0	0	0	0	0
8. Ocean marine	0	0	0	0	0	0	0	0	0	0	0	0
9.1 Inland marine	0	0	0	0	0	0	0	0	0	0	0	0
9.2 Pet insurance plans	0	0	0	0	0	0	0	0	0	0	0	0
10. Financial guaranty	0	0	0	0	0	0	0	0	0	0	0	0
11.1 Medical professional liability - occurrence	0	0	0	0	0	0	0	0	0	0	0	0
11.2 Medical professional liability - claims-made	0	0	0	0	0	0	0	0	0	0	0	0
12. Earthquake	0	0	0	0	0	0	0	0	0	0	0	0
13.1 Comprehensive (hospital and medical) ind (b)	0	0	0	0	0	0	0	0	0	0	0	0
13.2 Comprehensive (hospital and medical) group (b)	0	0	0	0	0	0	0	0	0	0	0	0
14. Credit A&H (group and Individual)	0	0	0	0	0	0	0	0	0	0	0	0
15.1 Vision only (b)	0	0	0	0	0	0	0	0	0	0	0	0
15.2 Dental only (b)	0	0	0	0	0	0	0	0	0	0	0	0
15.3 Disability income (b)	0	0	0	0	0	0	0	0	0	0	0	0
15.4 Medicare supplement (b)	0	0	0	0	0	0	0	0	0	0	0	0
15.5 Medicaid Title XIX (b)	0	0	0	0	0	0	0	0	0	0	0	0
15.6 Medicare Title XVIII (b)	0	0	0	0	0	0	0	0	0	0	0	0
15.7 Long-term care (b)	0	0	0	0	0	0	0	0	0	0	0	0
15.8 Federal employees health benefits plan (b)	0	0	0	0	0	0	0	0	0	0	0	0
15.9 Other health (b)	0	0	0	0	0	0	0	0	0	0	0	0
16. Workers' compensation	809,936	861,857	0	335,278	605,864	41,516	1,223,208	72,521	52,543	144,044	57,341	11,296
17.1 Other liability - occurrence	0	0	0	0	0	49	49	0	11	11	0	0
17.2 Other liability - claims-Made	0	0	0	0	0	0	0	0	0	0	0	0
17.3 Excess workers' compensation	0	0	0	0	0	0	0	0	0	0	0	0
18.1 Products liability - occurrence	0	0	0	0	0	0	0	0	0	0	0	0
18.2 Products liability - claims-made	0	0	0	0	0	0	0	0	0	0	0	0
19.1 Private passenger auto no-fault (personal injury protection)	0	0	0	0	0	0	0	0	0	0	0	0
19.2 Other private passenger auto liability	0	0	0	0	0	13	13	0	12	12	0	0
19.3 Commercial auto no-fault (personal injury protection)	0	0	0	0	0	0	0	0	0	0	0	0
19.4 Other commercial auto liability	0	0	0	0	0	0	0	0	0	0	0	0
21.1 Private passenger auto physical damage	0	0	0	0	0	4	4	0	0	0	0	0
21.2 Commercial auto physical damage	0	0	0	0	0	0	0	0	0	0	0	0
22. Aircraft (all perils)	0	0	0	0	0	0	0	0	0	0	0	0
23. Fidelity	0	0	0	0	0	0	0	0	0	0	0	0
24. Surety	0	0	0	0	0	0	0	0	0	0	0	0
26. Burglary and theft	0	0	0	0	0	0	0	0	0	0	0	0
27. Boiler and machinery	0	0	0	0	0	0	0	0	0	0	0	0
28. Credit	0	0	0	0	0	0	0	0	0	0	0	0
29. International	0	0	0	0	0	0	0	0	0	0	0	0
30. Warranty	0	0	0	0	0	0	0	0	0	0	0	0
31. Reins nonproportional assumed property	XXX	XXX	XXX	XXX	XXX	XXX	XXX	XXX	XXX	XXX	XXX	XXX
32. Reins nonproportional assumed liability	XXX	XXX	XXX	XXX	XXX	XXX	XXX	XXX	XXX	XXX	XXX	XXX
33. Reins nonproportional assumed financial lines	XXX	XXX	XXX	XXX	XXX	XXX	XXX	XXX	XXX	XXX	XXX	XXX
34. Aggregate write-ins for other lines of business	0	0	0	0	0	0	0	0	0	0	0	0
35. Total (a)	809,936	861,857	0	335,278	605,864	41,582	1,223,274	72,521	52,567	144,068	57,341	11,296
DETAILS OF WRITE-INS												
3401.												
3402.												
3403.												
3498. Summary of remaining write-ins for Line 34 from overflow page	0	0	0	0	0	0	0	0	0	0	0	0
3499. Totals (Lines 3401 through 3403 plus 3498)(Line 34 above)	0	0	0	0	0	0	0	0	0	0	0	0

(a) Finance and service charges not included in Lines 1 to 35 \$ 0

(b) For health business on indicated lines report: Number of persons insured under PPO managed care products 0 and number of persons insured under indemnity only products 0

191A



ANNUAL STATEMENT FOR THE YEAR 2025 OF THE TRIUMPHE CASUALTY COMPANY
EXHIBIT OF PREMIUMS AND LOSSES (Statutory Page 14)

NAIC Group Code 0084

BUSINESS IN THE STATE OF Kansas

DURING THE YEAR 2025

NAIC Company Code 41106

Line of Business	Gross Premiums, Including Policy and Membership Fees, Less Return Premiums and Premiums on Policies not Taken		3 Dividends Paid or Credited to Policyholders on Direct Business	4 Direct Unearned Premium Reserves	5 Direct Losses Paid (deducting salvage)	6 Direct Losses Incurred	7 Direct Losses Unpaid	8 Direct Defense and Cost Containment Expense Paid	9 Direct Defense and Cost Containment Expense Incurred	10 Direct Defense and Cost Containment Expense Unpaid	11 Commissions and Brokerage Expenses	12 Taxes, Licenses and Fees
	1 Direct Premiums Written	2 Direct Premiums Earned										
1. Fire	0	0	0	0	0	0	0	0	0	0	0	0
2.1 Allied lines	0	0	0	0	0	0	0	0	0	0	0	0
2.2 Multiple peril crop	0	0	0	0	0	0	0	0	0	0	0	0
2.3 Federal flood	0	0	0	0	0	0	0	0	0	0	0	0
2.4 Private crop	0	0	0	0	0	0	0	0	0	0	0	0
2.5 Private flood	0	0	0	0	0	0	0	0	0	0	0	0
3. Farmowners multiple peril	0	0	0	0	0	0	0	0	0	0	0	0
4. Homeowners multiple peril	0	0	0	0	0	0	0	0	0	0	0	0
5.1 Commercial multiple peril (non-liability portion)	0	0	0	0	0	0	0	0	0	0	0	0
5.2 Commercial multiple peril (liability portion)	0	0	0	0	0	0	0	0	0	0	0	0
6. Mortgage guaranty	0	0	0	0	0	0	0	0	0	0	0	0
8. Ocean marine	0	0	0	0	0	0	0	0	0	0	0	0
9.1 Inland marine	0	0	0	0	0	0	0	0	0	0	0	0
9.2 Pet insurance plans	0	0	0	0	0	0	0	0	0	0	0	0
10. Financial guaranty	0	0	0	0	0	0	0	0	0	0	0	0
11.1 Medical professional liability - occurrence	0	0	0	0	0	0	0	0	0	0	0	0
11.2 Medical professional liability - claims-made	0	0	0	0	0	0	0	0	0	0	0	0
12. Earthquake	0	0	0	0	0	0	0	0	0	0	0	0
13.1 Comprehensive (hospital and medical) ind (b)	0	0	0	0	0	0	0	0	0	0	0	0
13.2 Comprehensive (hospital and medical) group (b)	0	0	0	0	0	0	0	0	0	0	0	0
14. Credit A&H (group and Individual)	0	0	0	0	0	0	0	0	0	0	0	0
15.1 Vision only (b)	0	0	0	0	0	0	0	0	0	0	0	0
15.2 Dental only (b)	0	0	0	0	0	0	0	0	0	0	0	0
15.3 Disability income (b)	0	0	0	0	0	0	0	0	0	0	0	0
15.4 Medicare supplement (b)	0	0	0	0	0	0	0	0	0	0	0	0
15.5 Medicaid Title XIX (b)	0	0	0	0	0	0	0	0	0	0	0	0
15.6 Medicare Title XVIII (b)	0	0	0	0	0	0	0	0	0	0	0	0
15.7 Long-term care (b)	0	0	0	0	0	0	0	0	0	0	0	0
15.8 Federal employees health benefits plan (b)	0	0	0	0	0	0	0	0	0	0	0	0
15.9 Other health (b)	0	0	0	0	0	0	0	0	0	0	0	0
16. Workers' compensation	717,748	753,154	0	200,118	746,876	1,046,264	1,459,251	83,195	177,848	192,854	43,310	14,818
17.1 Other liability - occurrence	0	0	0	0	0	40	40	9	9	9	0	0
17.2 Other liability - claims-Made	0	0	0	0	0	0	0	0	0	0	0	0
17.3 Excess workers' compensation	0	0	0	0	0	0	0	0	0	0	0	0
18.1 Products liability - occurrence	0	0	0	0	0	0	0	0	0	0	0	0
18.2 Products liability - claims-made	0	0	0	0	0	0	0	0	0	0	0	0
19.1 Private passenger auto no-fault (personal injury protection)	0	0	0	0	0	0	0	0	0	0	0	0
19.2 Other private passenger auto liability	0	0	0	0	0	29	29	27	27	27	0	0
19.3 Commercial auto no-fault (personal injury protection)	0	0	0	0	0	0	0	0	0	0	0	0
19.4 Other commercial auto liability	0	0	0	0	0	0	0	0	0	0	0	0
21.1 Private passenger auto physical damage	0	0	0	0	0	7	7	0	0	0	0	0
21.2 Commercial auto physical damage	0	0	0	0	0	0	0	0	0	0	0	0
22. Aircraft (all perils)	0	0	0	0	0	0	0	0	0	0	0	0
23. Fidelity	0	0	0	0	0	0	0	0	0	0	0	0
24. Surety	0	0	0	0	0	0	0	0	0	0	0	0
26. Burglary and theft	0	0	0	0	0	0	0	0	0	0	0	0
27. Boiler and machinery	0	0	0	0	0	0	0	0	0	0	0	0
28. Credit	0	0	0	0	0	0	0	0	0	0	0	0
29. International	0	0	0	0	0	0	0	0	0	0	0	0
30. Warranty	0	0	0	0	0	0	0	0	0	0	0	0
31. Reins nonproportional assumed property	XXX	XXX	XXX	XXX	XXX	XXX	XXX	XXX	XXX	XXX	XXX	XXX
32. Reins nonproportional assumed liability	XXX	XXX	XXX	XXX	XXX	XXX	XXX	XXX	XXX	XXX	XXX	XXX
33. Reins nonproportional assumed financial lines	XXX	XXX	XXX	XXX	XXX	XXX	XXX	XXX	XXX	XXX	XXX	XXX
34. Aggregate write-ins for other lines of business	0	0	0	0	0	0	0	0	0	0	0	0
35. Total (a)	717,748	753,154	0	200,118	746,876	1,046,340	1,459,327	83,195	177,884	192,890	43,310	14,818
DETAILS OF WRITE-INS												
3401.												
3402.												
3403.												
3498. Summary of remaining write-ins for Line 34 from overflow page	0	0	0	0	0	0	0	0	0	0	0	0
3499. Totals (Lines 3401 through 3403 plus 3498)(Line 34 above)	0	0	0	0	0	0	0	0	0	0	0	0

(a) Finance and service charges not included in Lines 1 to 35 \$ 0

(b) For health business on indicated lines report: Number of persons insured under PPO managed care products 0 and number of persons insured under indemnity only products 0

19 KS



ANNUAL STATEMENT FOR THE YEAR 2025 OF THE TRIUMPHE CASUALTY COMPANY
EXHIBIT OF PREMIUMS AND LOSSES (Statutory Page 14)

NAIC Group Code 0084

BUSINESS IN THE STATE OF Kentucky

DURING THE YEAR 2025

NAIC Company Code 41106

Line of Business	Gross Premiums, Including Policy and Membership Fees, Less Return Premiums and Premiums on Policies not Taken		3 Dividends Paid or Credited to Policyholders on Direct Business	4 Direct Unearned Premium Reserves	5 Direct Losses Paid (deducting salvage)	6 Direct Losses Incurred	7 Direct Losses Unpaid	8 Direct Defense and Cost Containment Expense Paid	9 Direct Defense and Cost Containment Expense Incurred	10 Direct Defense and Cost Containment Expense Unpaid	11 Commissions and Brokerage Expenses	12 Taxes, Licenses and Fees
	1 Direct Premiums Written	2 Direct Premiums Earned										
1. Fire	0	0	0	0	0	0	0	0	0	0	0	0
2.1 Allied lines	0	0	0	0	0	0	0	0	0	0	0	0
2.2 Multiple peril crop	0	0	0	0	0	0	0	0	0	0	0	0
2.3 Federal flood	0	0	0	0	0	0	0	0	0	0	0	0
2.4 Private crop	0	0	0	0	0	0	0	0	0	0	0	0
2.5 Private flood	0	0	0	0	0	0	0	0	0	0	0	0
3. Farmowners multiple peril	0	0	0	0	0	0	0	0	0	0	0	0
4. Homeowners multiple peril	0	0	0	0	0	0	0	0	0	0	0	0
5.1 Commercial multiple peril (non-liability portion)	0	0	0	0	0	0	0	0	0	0	0	0
5.2 Commercial multiple peril (liability portion)	0	0	0	0	0	0	0	0	0	0	0	0
6. Mortgage guaranty	0	0	0	0	0	0	0	0	0	0	0	0
8. Ocean marine	0	0	0	0	0	0	0	0	0	0	0	0
9.1 Inland marine	0	0	0	0	0	0	0	0	0	0	0	0
9.2 Pet insurance plans	0	0	0	0	0	0	0	0	0	0	0	0
10. Financial guaranty	0	0	0	0	0	0	0	0	0	0	0	0
11.1 Medical professional liability - occurrence	0	0	0	0	0	0	0	0	0	0	0	0
11.2 Medical professional liability - claims-made	0	0	0	0	0	0	0	0	0	0	0	0
12. Earthquake	0	0	0	0	0	0	0	0	0	0	0	0
13.1 Comprehensive (hospital and medical) ind (b)	0	0	0	0	0	0	0	0	0	0	0	0
13.2 Comprehensive (hospital and medical) group (b)	0	0	0	0	0	0	0	0	0	0	0	0
14. Credit A&H (group and Individual)	0	0	0	0	0	0	0	0	0	0	0	0
15.1 Vision only (b)	0	0	0	0	0	0	0	0	0	0	0	0
15.2 Dental only (b)	0	0	0	0	0	0	0	0	0	0	0	0
15.3 Disability income (b)	0	0	0	0	0	0	0	0	0	0	0	0
15.4 Medicare supplement (b)	0	0	0	0	0	0	0	0	0	0	0	0
15.5 Medicaid Title XIX (b)	0	0	0	0	0	0	0	0	0	0	0	0
15.6 Medicare Title XVIII (b)	0	0	0	0	0	0	0	0	0	0	0	0
15.7 Long-term care (b)	0	0	0	0	0	0	0	0	0	0	0	0
15.8 Federal employees health benefits plan (b)	0	0	0	0	0	0	0	0	0	0	0	0
15.9 Other health (b)	0	0	0	0	0	0	0	0	0	0	0	0
16. Workers' compensation	2,902,100	2,816,435	0	603,140	272,913	140,282	2,246,901	37,274	20,679	324,706	228,135	5,305
17.1 Other liability - occurrence	0	0	0	0	0	0	0	0	0	0	0	0
17.2 Other liability - claims-Made	0	0	0	0	0	0	0	0	0	0	0	0
17.3 Excess workers' compensation	0	0	0	0	0	0	0	0	0	0	0	0
18.1 Products liability - occurrence	0	0	0	0	0	0	0	0	0	0	0	0
18.2 Products liability - claims-made	0	0	0	0	0	0	0	0	0	0	0	0
19.1 Private passenger auto no-fault (personal injury protection)	0	0	0	0	0	0	0	0	0	0	0	0
19.2 Other private passenger auto liability	0	0	0	0	0	0	0	0	0	0	0	0
19.3 Commercial auto no-fault (personal injury protection)	0	0	0	0	0	0	0	0	0	0	0	0
19.4 Other commercial auto liability	0	0	0	0	0	0	0	0	0	0	0	0
21.1 Private passenger auto physical damage	0	0	0	0	0	0	0	0	0	0	0	0
21.2 Commercial auto physical damage	0	0	0	0	0	0	0	0	0	0	0	0
22. Aircraft (all perils)	0	0	0	0	0	0	0	0	0	0	0	0
23. Fidelity	0	0	0	0	0	0	0	0	0	0	0	0
24. Surety	0	0	0	0	0	0	0	0	0	0	0	0
26. Burglary and theft	0	0	0	0	0	0	0	0	0	0	0	0
27. Boiler and machinery	0	0	0	0	0	0	0	0	0	0	0	0
28. Credit	0	0	0	0	0	0	0	0	0	0	0	0
29. International	0	0	0	0	0	0	0	0	0	0	0	0
30. Warranty	0	0	0	0	0	0	0	0	0	0	0	0
31. Reins nonproportional assumed property	XXX	XXX	XXX	XXX	XXX	XXX	XXX	XXX	XXX	XXX	XXX	XXX
32. Reins nonproportional assumed liability	XXX	XXX	XXX	XXX	XXX	XXX	XXX	XXX	XXX	XXX	XXX	XXX
33. Reins nonproportional assumed financial lines	XXX	XXX	XXX	XXX	XXX	XXX	XXX	XXX	XXX	XXX	XXX	XXX
34. Aggregate write-ins for other lines of business	0	0	0	0	0	0	0	0	0	0	0	0
35. Total (a)	2,902,100	2,816,435	0	603,140	272,913	140,282	2,246,901	37,274	20,679	324,706	228,135	5,305
DETAILS OF WRITE-INS												
3401.												
3402.												
3403.												
3498. Summary of remaining write-ins for Line 34 from overflow page	0	0	0	0	0	0	0	0	0	0	0	0
3499. Totals (Lines 3401 through 3403 plus 3498)(Line 34 above)	0	0	0	0	0	0	0	0	0	0	0	0

(a) Finance and service charges not included in Lines 1 to 35 \$ 0

(b) For health business on indicated lines report: Number of persons insured under PPO managed care products 0 and number of persons insured under indemnity only products 0

19 KY



ANNUAL STATEMENT FOR THE YEAR 2025 OF THE TRIUMPHE CASUALTY COMPANY
EXHIBIT OF PREMIUMS AND LOSSES (Statutory Page 14)

NAIC Group Code 0084

BUSINESS IN THE STATE OF Louisiana

DURING THE YEAR 2025

NAIC Company Code 41106

Line of Business	Gross Premiums, Including Policy and Membership Fees, Less Return Premiums and Premiums on Policies not Taken		3 Dividends Paid or Credited to Policyholders on Direct Business	4 Direct Unearned Premium Reserves	5 Direct Losses Paid (deducting salvage)	6 Direct Losses Incurred	7 Direct Losses Unpaid	8 Direct Defense and Cost Containment Expense Paid	9 Direct Defense and Cost Containment Expense Incurred	10 Direct Defense and Cost Containment Expense Unpaid	11 Commissions and Brokerage Expenses	12 Taxes, Licenses and Fees
	1 Direct Premiums Written	2 Direct Premiums Earned										
1. Fire	0	0	0	0	0	0	0	0	0	0	0	0
2.1 Allied lines	0	0	0	0	0	0	0	0	0	0	0	0
2.2 Multiple peril crop	0	0	0	0	0	0	0	0	0	0	0	0
2.3 Federal flood	0	0	0	0	0	0	0	0	0	0	0	0
2.4 Private crop	0	0	0	0	0	0	0	0	0	0	0	0
2.5 Private flood	0	0	0	0	0	0	0	0	0	0	0	0
3. Farmowners multiple peril	0	0	0	0	0	0	0	0	0	0	0	0
4. Homeowners multiple peril	0	0	0	0	0	0	0	0	0	0	0	0
5.1 Commercial multiple peril (non-liability portion)	0	0	0	0	0	0	0	0	0	0	0	0
5.2 Commercial multiple peril (liability portion)	0	0	0	0	0	0	0	0	0	0	0	0
6. Mortgage guaranty	0	0	0	0	0	0	0	0	0	0	0	0
8. Ocean marine	0	0	0	0	0	0	0	0	0	0	0	0
9.1 Inland marine	0	0	0	0	0	0	0	0	0	0	0	0
9.2 Pet insurance plans	0	0	0	0	0	0	0	0	0	0	0	0
10. Financial guaranty	0	0	0	0	0	0	0	0	0	0	0	0
11.1 Medical professional liability - occurrence	0	0	0	0	0	0	0	0	0	0	0	0
11.2 Medical professional liability - claims-made	0	0	0	0	0	0	0	0	0	0	0	0
12. Earthquake	0	0	0	0	0	0	0	0	0	0	0	0
13.1 Comprehensive (hospital and medical) ind (b)	0	0	0	0	0	0	0	0	0	0	0	0
13.2 Comprehensive (hospital and medical) group (b)	0	0	0	0	0	0	0	0	0	0	0	0
14. Credit A&H (group and Individual)	0	0	0	0	0	0	0	0	0	0	0	0
15.1 Vision only (b)	0	0	0	0	0	0	0	0	0	0	0	0
15.2 Dental only (b)	0	0	0	0	0	0	0	0	0	0	0	0
15.3 Disability income (b)	0	0	0	0	0	0	0	0	0	0	0	0
15.4 Medicare supplement (b)	0	0	0	0	0	0	0	0	0	0	0	0
15.5 Medicaid Title XIX (b)	0	0	0	0	0	0	0	0	0	0	0	0
15.6 Medicare Title XVIII (b)	0	0	0	0	0	0	0	0	0	0	0	0
15.7 Long-term care (b)	0	0	0	0	0	0	0	0	0	0	0	0
15.8 Federal employees health benefits plan (b)	0	0	0	0	0	0	0	0	0	0	0	0
15.9 Other health (b)	0	0	0	0	0	0	0	0	0	0	0	0
16. Workers' compensation	2,314,790	2,183,252	0	618,433	727,702	627,890	1,410,072	100,160	110,920	203,040	163,923	126,452
17.1 Other liability - occurrence	0	0	0	0	0	5	5	0	1	1	0	0
17.2 Other liability - claims-Made	0	0	0	0	0	0	0	0	0	0	0	0
17.3 Excess workers' compensation	0	0	0	0	0	0	0	0	0	0	0	0
18.1 Products liability - occurrence	0	0	0	0	0	0	0	0	0	0	0	0
18.2 Products liability - claims-made	0	0	0	0	0	0	0	0	0	0	0	0
19.1 Private passenger auto no-fault (personal injury protection)	0	0	0	0	0	0	0	0	0	0	0	0
19.2 Other private passenger auto liability	0	0	0	0	0	0	0	0	0	0	0	0
19.3 Commercial auto no-fault (personal injury protection)	0	0	0	0	0	0	0	0	0	0	0	0
19.4 Other commercial auto liability	0	0	0	0	0	0	0	0	0	0	0	0
21.1 Private passenger auto physical damage	0	0	0	0	0	0	0	0	0	0	0	0
21.2 Commercial auto physical damage	0	0	0	0	0	0	0	0	0	0	0	0
22. Aircraft (all perils)	0	0	0	0	0	0	0	0	0	0	0	0
23. Fidelity	0	0	0	0	0	0	0	0	0	0	0	0
24. Surety	0	0	0	0	0	0	0	0	0	0	0	0
26. Burglary and theft	0	0	0	0	0	0	0	0	0	0	0	0
27. Boiler and machinery	0	0	0	0	0	0	0	0	0	0	0	0
28. Credit	0	0	0	0	0	0	0	0	0	0	0	0
29. International	0	0	0	0	0	0	0	0	0	0	0	0
30. Warranty	0	0	0	0	0	0	0	0	0	0	0	0
31. Reins nonproportional assumed property	XXX	XXX	XXX	XXX	XXX	XXX	XXX	XXX	XXX	XXX	XXX	XXX
32. Reins nonproportional assumed liability	XXX	XXX	XXX	XXX	XXX	XXX	XXX	XXX	XXX	XXX	XXX	XXX
33. Reins nonproportional assumed financial lines	XXX	XXX	XXX	XXX	XXX	XXX	XXX	XXX	XXX	XXX	XXX	XXX
34. Aggregate write-ins for other lines of business	0	0	0	0	0	0	0	0	0	0	0	0
35. Total (a)	2,314,790	2,183,252	0	618,433	727,702	627,896	1,410,078	100,160	110,921	203,041	163,923	126,452
DETAILS OF WRITE-INS												
3401.												
3402.												
3403.												
3498. Summary of remaining write-ins for Line 34 from overflow page	0	0	0	0	0	0	0	0	0	0	0	0
3499. Totals (Lines 3401 through 3403 plus 3498)(Line 34 above)	0	0	0	0	0	0	0	0	0	0	0	0

(a) Finance and service charges not included in Lines 1 to 35 \$ 0

(b) For health business on indicated lines report: Number of persons insured under PPO managed care products 0 and number of persons insured under indemnity only products 0

191A



ANNUAL STATEMENT FOR THE YEAR 2025 OF THE TRIUMPHE CASUALTY COMPANY
EXHIBIT OF PREMIUMS AND LOSSES (Statutory Page 14)

NAIC Group Code 0084

BUSINESS IN THE STATE OF Maine

DURING THE YEAR 2025

NAIC Company Code 41106

Line of Business	Gross Premiums, Including Policy and Membership Fees, Less Return Premiums and Premiums on Policies not Taken		3 Dividends Paid or Credited to Policyholders on Direct Business	4 Direct Unearned Premium Reserves	5 Direct Losses Paid (deducting salvage)	6 Direct Losses Incurred	7 Direct Losses Unpaid	8 Direct Defense and Cost Containment Expense Paid	9 Direct Defense and Cost Containment Expense Incurred	10 Direct Defense and Cost Containment Expense Unpaid	11 Commissions and Brokerage Expenses	12 Taxes, Licenses and Fees
	1 Direct Premiums Written	2 Direct Premiums Earned										
1. Fire	0	0	0	0	0	0	0	0	0	0	0	0
2.1 Allied lines	0	0	0	0	0	0	0	0	0	0	0	0
2.2 Multiple peril crop	0	0	0	0	0	0	0	0	0	0	0	0
2.3 Federal flood	0	0	0	0	0	0	0	0	0	0	0	0
2.4 Private crop	0	0	0	0	0	0	0	0	0	0	0	0
2.5 Private flood	0	0	0	0	0	0	0	0	0	0	0	0
3. Farmowners multiple peril	0	0	0	0	0	0	0	0	0	0	0	0
4. Homeowners multiple peril	0	0	0	0	0	0	0	0	0	0	0	0
5.1 Commercial multiple peril (non-liability portion)	0	0	0	0	0	0	0	0	0	0	0	0
5.2 Commercial multiple peril (liability portion)	0	0	0	0	0	0	0	0	0	0	0	0
6. Mortgage guaranty	0	0	0	0	0	0	0	0	0	0	0	0
8. Ocean marine	0	0	0	0	0	0	0	0	0	0	0	0
9.1 Inland marine	0	0	0	0	0	0	0	0	0	0	0	0
9.2 Pet insurance plans	0	0	0	0	0	0	0	0	0	0	0	0
10. Financial guaranty	0	0	0	0	0	0	0	0	0	0	0	0
11.1 Medical professional liability - occurrence	0	0	0	0	0	0	0	0	0	0	0	0
11.2 Medical professional liability - claims-made	0	0	0	0	0	0	0	0	0	0	0	0
12. Earthquake	0	0	0	0	0	0	0	0	0	0	0	0
13.1 Comprehensive (hospital and medical) ind (b)	0	0	0	0	0	0	0	0	0	0	0	0
13.2 Comprehensive (hospital and medical) group (b)	0	0	0	0	0	0	0	0	0	0	0	0
14. Credit A&H (group and Individual)	0	0	0	0	0	0	0	0	0	0	0	0
15.1 Vision only (b)	0	0	0	0	0	0	0	0	0	0	0	0
15.2 Dental only (b)	0	0	0	0	0	0	0	0	0	0	0	0
15.3 Disability income (b)	0	0	0	0	0	0	0	0	0	0	0	0
15.4 Medicare supplement (b)	0	0	0	0	0	0	0	0	0	0	0	0
15.5 Medicaid Title XIX (b)	0	0	0	0	0	0	0	0	0	0	0	0
15.6 Medicare Title XVIII (b)	0	0	0	0	0	0	0	0	0	0	0	0
15.7 Long-term care (b)	0	0	0	0	0	0	0	0	0	0	0	0
15.8 Federal employees health benefits plan (b)	0	0	0	0	0	0	0	0	0	0	0	0
15.9 Other health (b)	0	0	0	0	0	0	0	0	0	0	0	0
16. Workers' compensation	9,996	43,035	0	2	0	438,051	906,222	0	(16,485)	22,317	904	229
17.1 Other liability - occurrence	0	0	0	0	0	0	0	0	0	0	0	0
17.2 Other liability - claims-Made	0	0	0	0	0	0	0	0	0	0	0	0
17.3 Excess workers' compensation	0	0	0	0	0	0	0	0	0	0	0	0
18.1 Products liability - occurrence	0	0	0	0	0	0	0	0	0	0	0	0
18.2 Products liability - claims-made	0	0	0	0	0	0	0	0	0	0	0	0
19.1 Private passenger auto no-fault (personal injury protection)	0	0	0	0	0	0	0	0	0	0	0	0
19.2 Other private passenger auto liability	0	0	0	0	0	0	0	0	0	0	0	0
19.3 Commercial auto no-fault (personal injury protection)	0	0	0	0	0	0	0	0	0	0	0	0
19.4 Other commercial auto liability	0	0	0	0	0	0	0	0	0	0	0	0
21.1 Private passenger auto physical damage	0	0	0	0	0	0	0	0	0	0	0	0
21.2 Commercial auto physical damage	0	0	0	0	0	0	0	0	0	0	0	0
22. Aircraft (all perils)	0	0	0	0	0	0	0	0	0	0	0	0
23. Fidelity	0	0	0	0	0	0	0	0	0	0	0	0
24. Surety	0	0	0	0	0	0	0	0	0	0	0	0
26. Burglary and theft	0	0	0	0	0	0	0	0	0	0	0	0
27. Boiler and machinery	0	0	0	0	0	0	0	0	0	0	0	0
28. Credit	0	0	0	0	0	0	0	0	0	0	0	0
29. International	0	0	0	0	0	0	0	0	0	0	0	0
30. Warranty	0	0	0	0	0	0	0	0	0	0	0	0
31. Reins nonproportional assumed property	XXX	XXX	XXX	XXX	XXX	XXX	XXX	XXX	XXX	XXX	XXX	XXX
32. Reins nonproportional assumed liability	XXX	XXX	XXX	XXX	XXX	XXX	XXX	XXX	XXX	XXX	XXX	XXX
33. Reins nonproportional assumed financial lines	XXX	XXX	XXX	XXX	XXX	XXX	XXX	XXX	XXX	XXX	XXX	XXX
34. Aggregate write-ins for other lines of business	0	0	0	0	0	0	0	0	0	0	0	0
35. Total (a)	9,996	43,035	0	2	0	438,051	906,222	0	(16,485)	22,317	904	229
DETAILS OF WRITE-INS												
3401.												
3402.												
3403.												
3498. Summary of remaining write-ins for Line 34 from overflow page	0	0	0	0	0	0	0	0	0	0	0	0
3499. Totals (Lines 3401 through 3403 plus 3498)(Line 34 above)	0	0	0	0	0	0	0	0	0	0	0	0

(a) Finance and service charges not included in Lines 1 to 35 \$ 0

(b) For health business on indicated lines report: Number of persons insured under PPO managed care products 0 and number of persons insured under indemnity only products 0

19 ME



ANNUAL STATEMENT FOR THE YEAR 2025 OF THE TRIUMPHE CASUALTY COMPANY
EXHIBIT OF PREMIUMS AND LOSSES (Statutory Page 14)

NAIC Group Code 0084

BUSINESS IN THE STATE OF Maryland

DURING THE YEAR 2025

NAIC Company Code 41106

Line of Business	Gross Premiums, Including Policy and Membership Fees, Less Return Premiums and Premiums on Policies not Taken		3 Dividends Paid or Credited to Policyholders on Direct Business	4 Direct Unearned Premium Reserves	5 Direct Losses Paid (deducting salvage)	6 Direct Losses Incurred	7 Direct Losses Unpaid	8 Direct Defense and Cost Containment Expense Paid	9 Direct Defense and Cost Containment Expense Incurred	10 Direct Defense and Cost Containment Expense Unpaid	11 Commissions and Brokerage Expenses	12 Taxes, Licenses and Fees
	1 Direct Premiums Written	2 Direct Premiums Earned										
1. Fire	0	0	0	0	0	0	0	0	0	0	0	0
2.1 Allied lines	0	0	0	0	0	0	0	0	0	0	0	0
2.2 Multiple peril crop	0	0	0	0	0	0	0	0	0	0	0	0
2.3 Federal flood	0	0	0	0	0	0	0	0	0	0	0	0
2.4 Private crop	0	0	0	0	0	0	0	0	0	0	0	0
2.5 Private flood	0	0	0	0	0	0	0	0	0	0	0	0
3. Farmowners multiple peril	0	0	0	0	0	0	0	0	0	0	0	0
4. Homeowners multiple peril	0	0	0	0	0	0	0	0	0	0	0	0
5.1 Commercial multiple peril (non-liability portion)	0	0	0	0	0	0	0	0	0	0	0	0
5.2 Commercial multiple peril (liability portion)	0	0	0	0	0	0	0	0	0	0	0	0
6. Mortgage guaranty	0	0	0	0	0	0	0	0	0	0	0	0
8. Ocean marine	0	0	0	0	0	0	0	0	0	0	0	0
9.1 Inland marine	0	0	0	0	0	0	0	0	0	0	0	0
9.2 Pet insurance plans	0	0	0	0	0	0	0	0	0	0	0	0
10. Financial guaranty	0	0	0	0	0	0	0	0	0	0	0	0
11.1 Medical professional liability - occurrence	0	0	0	0	0	0	0	0	0	0	0	0
11.2 Medical professional liability - claims-made	0	0	0	0	0	0	0	0	0	0	0	0
12. Earthquake	0	0	0	0	0	0	0	0	0	0	0	0
13.1 Comprehensive (hospital and medical) ind (b)	0	0	0	0	0	0	0	0	0	0	0	0
13.2 Comprehensive (hospital and medical) group (b)	0	0	0	0	0	0	0	0	0	0	0	0
14. Credit A&H (group and Individual)	0	0	0	0	0	0	0	0	0	0	0	0
15.1 Vision only (b)	0	0	0	0	0	0	0	0	0	0	0	0
15.2 Dental only (b)	0	0	0	0	0	0	0	0	0	0	0	0
15.3 Disability income (b)	0	0	0	0	0	0	0	0	0	0	0	0
15.4 Medicare supplement (b)	0	0	0	0	0	0	0	0	0	0	0	0
15.5 Medicaid Title XIX (b)	0	0	0	0	0	0	0	0	0	0	0	0
15.6 Medicare Title XVIII (b)	0	0	0	0	0	0	0	0	0	0	0	0
15.7 Long-term care (b)	0	0	0	0	0	0	0	0	0	0	0	0
15.8 Federal employees health benefits plan (b)	0	0	0	0	0	0	0	0	0	0	0	0
15.9 Other health (b)	0	0	0	0	0	0	0	0	0	0	0	0
16. Workers' compensation	392,390	438,450	0	157,265	(196,606)	(417,856)	674,007	10,482	34,892	101,719	35,471	4,721
17.1 Other liability - occurrence	0	0	0	0	0	3	3	0	1	1	0	0
17.2 Other liability - claims-Made	0	0	0	0	0	0	0	0	0	0	0	0
17.3 Excess workers' compensation	0	0	0	0	0	0	0	0	0	0	0	0
18.1 Products liability - occurrence	0	0	0	0	0	0	0	0	0	0	0	0
18.2 Products liability - claims-made	0	0	0	0	0	0	0	0	0	0	0	0
19.1 Private passenger auto no-fault (personal injury protection)	0	0	0	0	0	0	0	0	0	0	0	0
19.2 Other private passenger auto liability	0	0	0	0	0	7	7	0	7	7	0	0
19.3 Commercial auto no-fault (personal injury protection)	0	0	0	0	0	0	0	0	0	0	0	0
19.4 Other commercial auto liability	0	0	0	0	0	0	0	0	0	0	(3)	0
21.1 Private passenger auto physical damage	0	0	0	0	0	1	1	0	0	0	0	0
21.2 Commercial auto physical damage	0	0	0	0	0	0	0	0	0	0	0	0
22. Aircraft (all perils)	0	0	0	0	0	0	0	0	0	0	0	0
23. Fidelity	0	0	0	0	0	0	0	0	0	0	0	0
24. Surety	0	0	0	0	0	0	0	0	0	0	0	0
26. Burglary and theft	0	0	0	0	0	0	0	0	0	0	0	0
27. Boiler and machinery	0	0	0	0	0	0	0	0	0	0	0	0
28. Credit	0	0	0	0	0	0	0	0	0	0	0	0
29. International	0	0	0	0	0	0	0	0	0	0	0	0
30. Warranty	0	0	0	0	0	0	0	0	0	0	0	0
31. Reins nonproportional assumed property	XXX	XXX	XXX	XXX	XXX	XXX	XXX	XXX	XXX	XXX	XXX	XXX
32. Reins nonproportional assumed liability	XXX	XXX	XXX	XXX	XXX	XXX	XXX	XXX	XXX	XXX	XXX	XXX
33. Reins nonproportional assumed financial lines	XXX	XXX	XXX	XXX	XXX	XXX	XXX	XXX	XXX	XXX	XXX	XXX
34. Aggregate write-ins for other lines of business	0	0	0	0	0	0	0	0	0	0	0	0
35. Total (a)	392,390	438,450	0	157,265	(196,606)	(417,845)	674,018	10,482	34,900	101,727	35,468	4,721
DETAILS OF WRITE-INS												
3401.												
3402.												
3403.												
3498. Summary of remaining write-ins for Line 34 from overflow page	0	0	0	0	0	0	0	0	0	0	0	0
3499. Totals (Lines 3401 through 3403 plus 3498)(Line 34 above)	0	0	0	0	0	0	0	0	0	0	0	0

(a) Finance and service charges not included in Lines 1 to 35 \$ 0

(b) For health business on indicated lines report: Number of persons insured under PPO managed care products 0 and number of persons insured under indemnity only products 0

19 MD



ANNUAL STATEMENT FOR THE YEAR 2025 OF THE TRIUMPHE CASUALTY COMPANY
EXHIBIT OF PREMIUMS AND LOSSES (Statutory Page 14)

NAIC Group Code 0084

BUSINESS IN THE STATE OF Massachusetts

DURING THE YEAR 2025

NAIC Company Code 41106

Line of Business	Gross Premiums, Including Policy and Membership Fees, Less Return Premiums and Premiums on Policies not Taken		3 Dividends Paid or Credited to Policyholders on Direct Business	4 Direct Unearned Premium Reserves	5 Direct Losses Paid (deducting salvage)	6 Direct Losses Incurred	7 Direct Losses Unpaid	8 Direct Defense and Cost Containment Expense Paid	9 Direct Defense and Cost Containment Expense Incurred	10 Direct Defense and Cost Containment Expense Unpaid	11 Commissions and Brokerage Expenses	12 Taxes, Licenses and Fees
	1 Direct Premiums Written	2 Direct Premiums Earned										
1. Fire	0	0	0	0	0	0	0	0	0	0	0	0
2.1 Allied lines	0	0	0	0	0	0	0	0	0	0	0	0
2.2 Multiple peril crop	0	0	0	0	0	0	0	0	0	0	0	0
2.3 Federal flood	0	0	0	0	0	0	0	0	0	0	0	0
2.4 Private crop	0	0	0	0	0	0	0	0	0	0	0	0
2.5 Private flood	0	0	0	0	0	0	0	0	0	0	0	0
3. Farmowners multiple peril	0	0	0	0	0	0	0	0	0	0	0	0
4. Homeowners multiple peril	0	0	0	0	0	0	0	0	0	0	0	0
5.1 Commercial multiple peril (non-liability portion)	0	0	0	0	0	0	0	0	0	0	0	0
5.2 Commercial multiple peril (liability portion)	0	0	0	0	0	0	0	0	0	0	0	0
6. Mortgage guaranty	0	0	0	0	0	0	0	0	0	0	0	0
8. Ocean marine	0	0	0	0	0	0	0	0	0	0	0	0
9.1 Inland marine	0	0	0	0	0	0	0	0	0	0	0	0
9.2 Pet insurance plans	0	0	0	0	0	0	0	0	0	0	0	0
10. Financial guaranty	0	0	0	0	0	0	0	0	0	0	0	0
11.1 Medical professional liability - occurrence	0	0	0	0	0	0	0	0	0	0	0	0
11.2 Medical professional liability - claims-made	0	0	0	0	0	0	0	0	0	0	0	0
12. Earthquake	0	0	0	0	0	0	0	0	0	0	0	0
13.1 Comprehensive (hospital and medical) ind (b)	0	0	0	0	0	0	0	0	0	0	0	0
13.2 Comprehensive (hospital and medical) group (b)	0	0	0	0	0	0	0	0	0	0	0	0
14. Credit A&H (group and Individual)	0	0	0	0	0	0	0	0	0	0	0	0
15.1 Vision only (b)	0	0	0	0	0	0	0	0	0	0	0	0
15.2 Dental only (b)	0	0	0	0	0	0	0	0	0	0	0	0
15.3 Disability income (b)	0	0	0	0	0	0	0	0	0	0	0	0
15.4 Medicare supplement (b)	0	0	0	0	0	0	0	0	0	0	0	0
15.5 Medicaid Title XIX (b)	0	0	0	0	0	0	0	0	0	0	0	0
15.6 Medicare Title XVIII (b)	0	0	0	0	0	0	0	0	0	0	0	0
15.7 Long-term care (b)	0	0	0	0	0	0	0	0	0	0	0	0
15.8 Federal employees health benefits plan (b)	0	0	0	0	0	0	0	0	0	0	0	0
15.9 Other health (b)	0	0	0	0	0	0	0	0	0	0	0	0
16. Workers' compensation	164,391	288,636	0	63,513	424,115	390,734	1,601,791	67,176	42,424	125,680	12,384	4,352
17.1 Other liability - occurrence	0	0	0	0	0	0	0	0	0	0	0	0
17.2 Other liability - claims-Made	0	0	0	0	0	0	0	0	0	0	0	0
17.3 Excess workers' compensation	0	0	0	0	0	0	0	0	0	0	0	0
18.1 Products liability - occurrence	0	0	0	0	0	0	0	0	0	0	0	0
18.2 Products liability - claims-made	0	0	0	0	0	0	0	0	0	0	0	0
19.1 Private passenger auto no-fault (personal injury protection)	0	0	0	0	0	0	0	0	0	0	0	0
19.2 Other private passenger auto liability	0	0	0	0	0	0	0	0	0	0	0	0
19.3 Commercial auto no-fault (personal injury protection)	0	0	0	0	0	0	0	0	0	0	0	0
19.4 Other commercial auto liability	0	0	0	0	0	0	0	0	0	0	0	0
21.1 Private passenger auto physical damage	0	0	0	0	0	0	0	0	0	0	0	0
21.2 Commercial auto physical damage	0	0	0	0	0	0	0	0	0	0	0	0
22. Aircraft (all perils)	0	0	0	0	0	0	0	0	0	0	0	0
23. Fidelity	0	0	0	0	0	0	0	0	0	0	0	0
24. Surety	0	0	0	0	0	0	0	0	0	0	0	0
26. Burglary and theft	0	0	0	0	0	0	0	0	0	0	0	0
27. Boiler and machinery	0	0	0	0	0	0	0	0	0	0	0	0
28. Credit	0	0	0	0	0	0	0	0	0	0	0	0
29. International	0	0	0	0	0	0	0	0	0	0	0	0
30. Warranty	0	0	0	0	0	0	0	0	0	0	0	0
31. Reins nonproportional assumed property	XXX	XXX	XXX	XXX	XXX	XXX	XXX	XXX	XXX	XXX	XXX	XXX
32. Reins nonproportional assumed liability	XXX	XXX	XXX	XXX	XXX	XXX	XXX	XXX	XXX	XXX	XXX	XXX
33. Reins nonproportional assumed financial lines	XXX	XXX	XXX	XXX	XXX	XXX	XXX	XXX	XXX	XXX	XXX	XXX
34. Aggregate write-ins for other lines of business	0	0	0	0	0	0	0	0	0	0	0	0
35. Total (a)	164,391	288,636	0	63,513	424,115	390,734	1,601,791	67,176	42,424	125,680	12,384	4,352
DETAILS OF WRITE-INS												
3401.												
3402.												
3403.												
3498. Summary of remaining write-ins for Line 34 from overflow page	0	0	0	0	0	0	0	0	0	0	0	0
3499. Totals (Lines 3401 through 3403 plus 3498)(Line 34 above)	0	0	0	0	0	0	0	0	0	0	0	0

(a) Finance and service charges not included in Lines 1 to 35 \$ 0

(b) For health business on indicated lines report: Number of persons insured under PPO managed care products 0 and number of persons insured under indemnity only products 0

19 MA



ANNUAL STATEMENT FOR THE YEAR 2025 OF THE TRIUMPHE CASUALTY COMPANY
EXHIBIT OF PREMIUMS AND LOSSES (Statutory Page 14)

NAIC Group Code 0084

BUSINESS IN THE STATE OF Michigan

DURING THE YEAR 2025

NAIC Company Code 41106

Line of Business	Gross Premiums, Including Policy and Membership Fees, Less Return Premiums and Premiums on Policies not Taken		3 Dividends Paid or Credited to Policyholders on Direct Business	4 Direct Unearned Premium Reserves	5 Direct Losses Paid (deducting salvage)	6 Direct Losses Incurred	7 Direct Losses Unpaid	8 Direct Defense and Cost Containment Expense Paid	9 Direct Defense and Cost Containment Expense Incurred	10 Direct Defense and Cost Containment Expense Unpaid	11 Commissions and Brokerage Expenses	12 Taxes, Licenses and Fees
	1 Direct Premiums Written	2 Direct Premiums Earned										
1. Fire	0	0	0	0	0	0	0	0	0	0	0	0
2.1 Allied lines	0	0	0	0	0	0	0	0	0	0	0	0
2.2 Multiple peril crop	0	0	0	0	0	0	0	0	0	0	0	0
2.3 Federal flood	0	0	0	0	0	0	0	0	0	0	0	0
2.4 Private crop	0	0	0	0	0	0	0	0	0	0	0	0
2.5 Private flood	0	0	0	0	0	0	0	0	0	0	0	0
3. Farmowners multiple peril	0	0	0	0	0	0	0	0	0	0	0	0
4. Homeowners multiple peril	0	0	0	0	0	0	0	0	0	0	0	0
5.1 Commercial multiple peril (non-liability portion)	0	0	0	0	0	0	0	0	0	0	0	0
5.2 Commercial multiple peril (liability portion)	0	0	0	0	0	0	0	0	0	0	0	0
6. Mortgage guaranty	0	0	0	0	0	0	0	0	0	0	0	0
8. Ocean marine	0	0	0	0	0	0	0	0	0	0	0	0
9.1 Inland marine	0	0	0	0	0	0	0	0	0	0	0	0
9.2 Pet insurance plans	0	0	0	0	0	0	0	0	0	0	0	0
10. Financial guaranty	0	0	0	0	0	0	0	0	0	0	0	0
11.1 Medical professional liability - occurrence	0	0	0	0	0	0	0	0	0	0	0	0
11.2 Medical professional liability - claims-made	0	0	0	0	0	0	0	0	0	0	0	0
12. Earthquake	0	0	0	0	0	0	0	0	0	0	0	0
13.1 Comprehensive (hospital and medical) ind (b)	0	0	0	0	0	0	0	0	0	0	0	0
13.2 Comprehensive (hospital and medical) group (b)	0	0	0	0	0	0	0	0	0	0	0	0
14. Credit A&H (group and Individual)	0	0	0	0	0	0	0	0	0	0	0	0
15.1 Vision only (b)	0	0	0	0	0	0	0	0	0	0	0	0
15.2 Dental only (b)	0	0	0	0	0	0	0	0	0	0	0	0
15.3 Disability income (b)	0	0	0	0	0	0	0	0	0	0	0	0
15.4 Medicare supplement (b)	0	0	0	0	0	0	0	0	0	0	0	0
15.5 Medicaid Title XIX (b)	0	0	0	0	0	0	0	0	0	0	0	0
15.6 Medicare Title XVIII (b)	0	0	0	0	0	0	0	0	0	0	0	0
15.7 Long-term care (b)	0	0	0	0	0	0	0	0	0	0	0	0
15.8 Federal employees health benefits plan (b)	0	0	0	0	0	0	0	0	0	0	0	0
15.9 Other health (b)	0	0	0	0	0	0	0	0	0	0	0	0
16. Workers' compensation	460,917	301,752	0	159,165	69,129	192,591	123,462	3,135	19,617	16,482	39,188	5,353
17.1 Other liability - occurrence	0	0	0	0	0	0	0	0	0	0	0	0
17.2 Other liability - claims-Made	0	0	0	0	0	0	0	0	0	0	0	0
17.3 Excess workers' compensation	0	0	0	0	0	0	0	0	0	0	0	0
18.1 Products liability - occurrence	0	0	0	0	0	0	0	0	0	0	0	0
18.2 Products liability - claims-made	0	0	0	0	0	0	0	0	0	0	0	0
19.1 Private passenger auto no-fault (personal injury protection)	0	0	0	0	0	0	0	0	0	0	0	0
19.2 Other private passenger auto liability	0	0	0	0	0	0	0	0	0	0	0	0
19.3 Commercial auto no-fault (personal injury protection)	0	0	0	0	0	0	0	0	0	0	0	0
19.4 Other commercial auto liability	0	0	0	0	0	0	0	0	0	0	0	0
21.1 Private passenger auto physical damage	0	0	0	0	0	0	0	0	0	0	0	0
21.2 Commercial auto physical damage	0	0	0	0	0	0	0	0	0	0	0	0
22. Aircraft (all perils)	0	0	0	0	0	0	0	0	0	0	0	0
23. Fidelity	0	0	0	0	0	0	0	0	0	0	0	0
24. Surety	0	0	0	0	0	0	0	0	0	0	0	0
26. Burglary and theft	0	0	0	0	0	0	0	0	0	0	0	0
27. Boiler and machinery	0	0	0	0	0	0	0	0	0	0	0	0
28. Credit	0	0	0	0	0	0	0	0	0	0	0	0
29. International	0	0	0	0	0	0	0	0	0	0	0	0
30. Warranty	0	0	0	0	0	0	0	0	0	0	0	0
31. Reins nonproportional assumed property	XXX	XXX	XXX	XXX	XXX	XXX	XXX	XXX	XXX	XXX	XXX	XXX
32. Reins nonproportional assumed liability	XXX	XXX	XXX	XXX	XXX	XXX	XXX	XXX	XXX	XXX	XXX	XXX
33. Reins nonproportional assumed financial lines	XXX	XXX	XXX	XXX	XXX	XXX	XXX	XXX	XXX	XXX	XXX	XXX
34. Aggregate write-ins for other lines of business	0	0	0	0	0	0	0	0	0	0	0	0
35. Total (a)	460,917	301,752	0	159,165	69,129	192,591	123,462	3,135	19,617	16,482	39,188	5,353
DETAILS OF WRITE-INS												
3401.												
3402.												
3403.												
3498. Summary of remaining write-ins for Line 34 from overflow page	0	0	0	0	0	0	0	0	0	0	0	0
3499. Totals (Lines 3401 through 3403 plus 3498)(Line 34 above)	0	0	0	0	0	0	0	0	0	0	0	0

(a) Finance and service charges not included in Lines 1 to 35 \$ 0

(b) For health business on indicated lines report: Number of persons insured under PPO managed care products 0 and number of persons insured under indemnity only products 0

19.MI



ANNUAL STATEMENT FOR THE YEAR 2025 OF THE TRIUMPHE CASUALTY COMPANY
EXHIBIT OF PREMIUMS AND LOSSES (Statutory Page 14)

NAIC Group Code 0084

BUSINESS IN THE STATE OF Minnesota

DURING THE YEAR 2025

NAIC Company Code 41106

Line of Business	Gross Premiums, Including Policy and Membership Fees, Less Return Premiums and Premiums on Policies not Taken		3 Dividends Paid or Credited to Policyholders on Direct Business	4 Direct Unearned Premium Reserves	5 Direct Losses Paid (deducting salvage)	6 Direct Losses Incurred	7 Direct Losses Unpaid	8 Direct Defense and Cost Containment Expense Paid	9 Direct Defense and Cost Containment Expense Incurred	10 Direct Defense and Cost Containment Expense Unpaid	11 Commissions and Brokerage Expenses	12 Taxes, Licenses and Fees
	1 Direct Premiums Written	2 Direct Premiums Earned										
1. Fire	0	0	0	0	0	0	0	0	0	0	0	0
2.1 Allied lines	0	0	0	0	0	0	0	0	0	0	0	0
2.2 Multiple peril crop	0	0	0	0	0	0	0	0	0	0	0	0
2.3 Federal flood	0	0	0	0	0	0	0	0	0	0	0	0
2.4 Private crop	0	0	0	0	0	0	0	0	0	0	0	0
2.5 Private flood	0	0	0	0	0	0	0	0	0	0	0	0
3. Farmowners multiple peril	0	0	0	0	0	0	0	0	0	0	0	0
4. Homeowners multiple peril	0	0	0	0	0	0	0	0	0	0	0	0
5.1 Commercial multiple peril (non-liability portion)	0	0	0	0	0	0	0	0	0	0	0	0
5.2 Commercial multiple peril (liability portion)	0	0	0	0	0	0	0	0	0	0	0	0
6. Mortgage guaranty	0	0	0	0	0	0	0	0	0	0	0	0
8. Ocean marine	0	0	0	0	0	0	0	0	0	0	0	0
9.1 Inland marine	0	0	0	0	0	0	0	0	0	0	0	0
9.2 Pet insurance plans	0	0	0	0	0	0	0	0	0	0	0	0
10. Financial guaranty	0	0	0	0	0	0	0	0	0	0	0	0
11.1 Medical professional liability - occurrence	0	0	0	0	0	0	0	0	0	0	0	0
11.2 Medical professional liability - claims-made	0	0	0	0	0	0	0	0	0	0	0	0
12. Earthquake	0	0	0	0	0	0	0	0	0	0	0	0
13.1 Comprehensive (hospital and medical) ind (b)	0	0	0	0	0	0	0	0	0	0	0	0
13.2 Comprehensive (hospital and medical) group (b)	0	0	0	0	0	0	0	0	0	0	0	0
14. Credit A&H (group and Individual)	0	0	0	0	0	0	0	0	0	0	0	0
15.1 Vision only (b)	0	0	0	0	0	0	0	0	0	0	0	0
15.2 Dental only (b)	0	0	0	0	0	0	0	0	0	0	0	0
15.3 Disability income (b)	0	0	0	0	0	0	0	0	0	0	0	0
15.4 Medicare supplement (b)	0	0	0	0	0	0	0	0	0	0	0	0
15.5 Medicaid Title XIX (b)	0	0	0	0	0	0	0	0	0	0	0	0
15.6 Medicare Title XVIII (b)	0	0	0	0	0	0	0	0	0	0	0	0
15.7 Long-term care (b)	0	0	0	0	0	0	0	0	0	0	0	0
15.8 Federal employees health benefits plan (b)	0	0	0	0	0	0	0	0	0	0	0	0
15.9 Other health (b)	0	0	0	0	0	0	0	0	0	0	0	0
16. Workers' compensation	387,028	421,489	0	207,107	21,745	190,487	723,752	10,705	31,269	94,403	24,979	8,487
17.1 Other liability - occurrence	0	0	0	0	0	11	11	0	2	2	0	0
17.2 Other liability - claims-Made	0	0	0	0	0	0	0	0	0	0	0	0
17.3 Excess workers' compensation	0	0	0	0	0	0	0	0	0	0	0	0
18.1 Products liability - occurrence	0	0	0	0	0	0	0	0	0	0	0	0
18.2 Products liability - claims-made	0	0	0	0	0	0	0	0	0	0	0	0
19.1 Private passenger auto no-fault (personal injury protection)	0	0	0	0	0	0	0	0	0	0	0	0
19.2 Other private passenger auto liability	0	0	0	0	0	14	14	0	13	13	0	0
19.3 Commercial auto no-fault (personal injury protection)	0	0	0	0	0	0	0	0	0	0	0	0
19.4 Other commercial auto liability	0	0	0	0	0	0	0	0	0	0	0	0
21.1 Private passenger auto physical damage	0	0	0	0	0	3	3	0	0	0	0	0
21.2 Commercial auto physical damage	0	0	0	0	0	0	0	0	0	0	0	0
22. Aircraft (all perils)	0	0	0	0	0	0	0	0	0	0	0	0
23. Fidelity	0	0	0	0	0	0	0	0	0	0	0	0
24. Surety	0	0	0	0	0	0	0	0	0	0	0	0
26. Burglary and theft	0	0	0	0	0	0	0	0	0	0	0	0
27. Boiler and machinery	0	0	0	0	0	0	0	0	0	0	0	0
28. Credit	0	0	0	0	0	0	0	0	0	0	0	0
29. International	0	0	0	0	0	0	0	0	0	0	0	0
30. Warranty	0	0	0	0	0	0	0	0	0	0	0	0
31. Reins nonproportional assumed property	XXX	XXX	XXX	XXX	XXX	XXX	XXX	XXX	XXX	XXX	XXX	XXX
32. Reins nonproportional assumed liability	XXX	XXX	XXX	XXX	XXX	XXX	XXX	XXX	XXX	XXX	XXX	XXX
33. Reins nonproportional assumed financial lines	XXX	XXX	XXX	XXX	XXX	XXX	XXX	XXX	XXX	XXX	XXX	XXX
34. Aggregate write-ins for other lines of business	0	0	0	0	0	0	0	0	0	0	0	0
35. Total (a)	387,028	421,489	0	207,107	21,745	190,515	723,779	10,705	31,284	94,418	24,979	8,487
DETAILS OF WRITE-INS												
3401.												
3402.												
3403.												
3498. Summary of remaining write-ins for Line 34 from overflow page	0	0	0	0	0	0	0	0	0	0	0	0
3499. Totals (Lines 3401 through 3403 plus 3498)(Line 34 above)	0	0	0	0	0	0	0	0	0	0	0	0

(a) Finance and service charges not included in Lines 1 to 35 \$ 0

(b) For health business on indicated lines report: Number of persons insured under PPO managed care products 0 and number of persons insured under indemnity only products 0

19 MN



ANNUAL STATEMENT FOR THE YEAR 2025 OF THE TRIUMPHE CASUALTY COMPANY
EXHIBIT OF PREMIUMS AND LOSSES (Statutory Page 14)

NAIC Group Code 0084

BUSINESS IN THE STATE OF Mississippi

DURING THE YEAR 2025

NAIC Company Code 41106

Line of Business	Gross Premiums, Including Policy and Membership Fees, Less Return Premiums and Premiums on Policies not Taken		3 Dividends Paid or Credited to Policyholders on Direct Business	4 Direct Unearned Premium Reserves	5 Direct Losses Paid (deducting salvage)	6 Direct Losses Incurred	7 Direct Losses Unpaid	8 Direct Defense and Cost Containment Expense Paid	9 Direct Defense and Cost Containment Expense Incurred	10 Direct Defense and Cost Containment Expense Unpaid	11 Commissions and Brokerage Expenses	12 Taxes, Licenses and Fees
	1 Direct Premiums Written	2 Direct Premiums Earned										
1. Fire	0	0	0	0	0	0	0	0	0	0	0	0
2.1 Allied lines	0	0	0	0	0	0	0	0	0	0	0	0
2.2 Multiple peril crop	0	0	0	0	0	0	0	0	0	0	0	0
2.3 Federal flood	0	0	0	0	0	0	0	0	0	0	0	0
2.4 Private crop	0	0	0	0	0	0	0	0	0	0	0	0
2.5 Private flood	0	0	0	0	0	0	0	0	0	0	0	0
3. Farmowners multiple peril	0	0	0	0	0	0	0	0	0	0	0	0
4. Homeowners multiple peril	0	0	0	0	0	0	0	0	0	0	0	0
5.1 Commercial multiple peril (non-liability portion)	0	0	0	0	0	0	0	0	0	0	0	0
5.2 Commercial multiple peril (liability portion)	0	0	0	0	0	0	0	0	0	0	0	0
6. Mortgage guaranty	0	0	0	0	0	0	0	0	0	0	0	0
8. Ocean marine	0	0	0	0	0	0	0	0	0	0	0	0
9.1 Inland marine	0	0	0	0	0	0	0	0	0	0	0	0
9.2 Pet insurance plans	0	0	0	0	0	0	0	0	0	0	0	0
10. Financial guaranty	0	0	0	0	0	0	0	0	0	0	0	0
11.1 Medical professional liability - occurrence	0	0	0	0	0	0	0	0	0	0	0	0
11.2 Medical professional liability - claims-made	0	0	0	0	0	0	0	0	0	0	0	0
12. Earthquake	0	0	0	0	0	0	0	0	0	0	0	0
13.1 Comprehensive (hospital and medical) ind (b)	0	0	0	0	0	0	0	0	0	0	0	0
13.2 Comprehensive (hospital and medical) group (b)	0	0	0	0	0	0	0	0	0	0	0	0
14. Credit A&H (group and Individual)	0	0	0	0	0	0	0	0	0	0	0	0
15.1 Vision only (b)	0	0	0	0	0	0	0	0	0	0	0	0
15.2 Dental only (b)	0	0	0	0	0	0	0	0	0	0	0	0
15.3 Disability income (b)	0	0	0	0	0	0	0	0	0	0	0	0
15.4 Medicare supplement (b)	0	0	0	0	0	0	0	0	0	0	0	0
15.5 Medicaid Title XIX (b)	0	0	0	0	0	0	0	0	0	0	0	0
15.6 Medicare Title XVIII (b)	0	0	0	0	0	0	0	0	0	0	0	0
15.7 Long-term care (b)	0	0	0	0	0	0	0	0	0	0	0	0
15.8 Federal employees health benefits plan (b)	0	0	0	0	0	0	0	0	0	0	0	0
15.9 Other health (b)	0	0	0	0	0	0	0	0	0	0	0	0
16. Workers' compensation	1,593,444	1,473,417	0	370,095	460,153	565,070	1,074,206	35,059	72,723	135,359	134,450	50,716
17.1 Other liability - occurrence	0	0	0	0	0	0	0	0	0	0	0	0
17.2 Other liability - claims-Made	0	0	0	0	0	0	0	0	0	0	0	0
17.3 Excess workers' compensation	0	0	0	0	0	0	0	0	0	0	0	0
18.1 Products liability - occurrence	0	0	0	0	0	0	0	0	0	0	0	0
18.2 Products liability - claims-made	0	0	0	0	0	0	0	0	0	0	0	0
19.1 Private passenger auto no-fault (personal injury protection)	0	0	0	0	0	0	0	0	0	0	0	0
19.2 Other private passenger auto liability	0	0	0	0	0	0	0	0	0	0	0	0
19.3 Commercial auto no-fault (personal injury protection)	0	0	0	0	0	0	0	0	0	0	0	0
19.4 Other commercial auto liability	0	0	0	0	0	0	0	0	0	0	0	0
21.1 Private passenger auto physical damage	0	0	0	0	0	0	0	0	0	0	0	0
21.2 Commercial auto physical damage	0	0	0	0	0	0	0	0	0	0	0	0
22. Aircraft (all perils)	0	0	0	0	0	0	0	0	0	0	0	0
23. Fidelity	0	0	0	0	0	0	0	0	0	0	0	0
24. Surety	0	0	0	0	0	0	0	0	0	0	0	0
26. Burglary and theft	0	0	0	0	0	0	0	0	0	0	0	0
27. Boiler and machinery	0	0	0	0	0	0	0	0	0	0	0	0
28. Credit	0	0	0	0	0	0	0	0	0	0	0	0
29. International	0	0	0	0	0	0	0	0	0	0	0	0
30. Warranty	0	0	0	0	0	0	0	0	0	0	0	0
31. Reins nonproportional assumed property	XXX	XXX	XXX	XXX	XXX	XXX	XXX	XXX	XXX	XXX	XXX	XXX
32. Reins nonproportional assumed liability	XXX	XXX	XXX	XXX	XXX	XXX	XXX	XXX	XXX	XXX	XXX	XXX
33. Reins nonproportional assumed financial lines	XXX	XXX	XXX	XXX	XXX	XXX	XXX	XXX	XXX	XXX	XXX	XXX
34. Aggregate write-ins for other lines of business	0	0	0	0	0	0	0	0	0	0	0	0
35. Total (a)	1,593,444	1,473,417	0	370,095	460,153	565,070	1,074,206	35,059	72,723	135,359	134,450	50,716
DETAILS OF WRITE-INS												
3401.												
3402.												
3403.												
3498. Summary of remaining write-ins for Line 34 from overflow page	0	0	0	0	0	0	0	0	0	0	0	0
3499. Totals (Lines 3401 through 3403 plus 3498)(Line 34 above)	0	0	0	0	0	0	0	0	0	0	0	0

(a) Finance and service charges not included in Lines 1 to 35 \$ 0

(b) For health business on indicated lines report: Number of persons insured under PPO managed care products 0 and number of persons insured under indemnity only products 0

19 MS



ANNUAL STATEMENT FOR THE YEAR 2025 OF THE TRIUMPHE CASUALTY COMPANY
EXHIBIT OF PREMIUMS AND LOSSES (Statutory Page 14)

NAIC Group Code 0084

BUSINESS IN THE STATE OF Missouri

DURING THE YEAR 2025

NAIC Company Code 41106

Line of Business	Gross Premiums, Including Policy and Membership Fees, Less Return Premiums and Premiums on Policies not Taken		3 Dividends Paid or Credited to Policyholders on Direct Business	4 Direct Unearned Premium Reserves	5 Direct Losses Paid (deducting salvage)	6 Direct Losses Incurred	7 Direct Losses Unpaid	8 Direct Defense and Cost Containment Expense Paid	9 Direct Defense and Cost Containment Expense Incurred	10 Direct Defense and Cost Containment Expense Unpaid	11 Commissions and Brokerage Expenses	12 Taxes, Licenses and Fees
	1 Direct Premiums Written	2 Direct Premiums Earned										
1. Fire	0	0	0	0	0	0	0	0	0	0	0	0
2.1 Allied lines	0	0	0	0	0	0	0	0	0	0	0	0
2.2 Multiple peril crop	0	0	0	0	0	0	0	0	0	0	0	0
2.3 Federal flood	0	0	0	0	0	0	0	0	0	0	0	0
2.4 Private crop	0	0	0	0	0	0	0	0	0	0	0	0
2.5 Private flood	0	0	0	0	0	0	0	0	0	0	0	0
3. Farmowners multiple peril	0	0	0	0	0	0	0	0	0	0	0	0
4. Homeowners multiple peril	0	0	0	0	0	0	0	0	0	0	0	0
5.1 Commercial multiple peril (non-liability portion)	0	0	0	0	0	0	0	0	0	0	0	0
5.2 Commercial multiple peril (liability portion)	0	0	0	0	0	0	0	0	0	0	0	0
6. Mortgage guaranty	0	0	0	0	0	0	0	0	0	0	0	0
8. Ocean marine	0	0	0	0	0	0	0	0	0	0	0	0
9.1 Inland marine	0	0	0	0	0	0	0	0	0	0	0	0
9.2 Pet insurance plans	0	0	0	0	0	0	0	0	0	0	0	0
10. Financial guaranty	0	0	0	0	0	0	0	0	0	0	0	0
11.1 Medical professional liability - occurrence	0	0	0	0	0	0	0	0	0	0	0	0
11.2 Medical professional liability - claims-made	0	0	0	0	0	0	0	0	0	0	0	0
12. Earthquake	0	0	0	0	0	0	0	0	0	0	0	0
13.1 Comprehensive (hospital and medical) ind (b)	0	0	0	0	0	0	0	0	0	0	0	0
13.2 Comprehensive (hospital and medical) group (b)	0	0	0	0	0	0	0	0	0	0	0	0
14. Credit A&H (group and Individual)	0	0	0	0	0	0	0	0	0	0	0	0
15.1 Vision only (b)	0	0	0	0	0	0	0	0	0	0	0	0
15.2 Dental only (b)	0	0	0	0	0	0	0	0	0	0	0	0
15.3 Disability income (b)	0	0	0	0	0	0	0	0	0	0	0	0
15.4 Medicare supplement (b)	0	0	0	0	0	0	0	0	0	0	0	0
15.5 Medicaid Title XIX (b)	0	0	0	0	0	0	0	0	0	0	0	0
15.6 Medicare Title XVIII (b)	0	0	0	0	0	0	0	0	0	0	0	0
15.7 Long-term care (b)	0	0	0	0	0	0	0	0	0	0	0	0
15.8 Federal employees health benefits plan (b)	0	0	0	0	0	0	0	0	0	0	0	0
15.9 Other health (b)	0	0	0	0	0	0	0	0	0	0	0	0
16. Workers' compensation	2,236,433	2,069,661	0	597,133	166,168	247,345	2,959,774	35,595	184,878	414,424	159,508	(161,338)
17.1 Other liability - occurrence	0	0	0	0	0	70	70	0	16	16	0	0
17.2 Other liability - claims-Made	0	0	0	0	0	0	0	0	0	0	0	0
17.3 Excess workers' compensation	0	0	0	0	0	0	0	0	0	0	0	0
18.1 Products liability - occurrence	0	0	0	0	0	0	0	0	0	0	0	0
18.2 Products liability - claims-made	0	0	0	0	0	0	0	0	0	0	0	0
19.1 Private passenger auto no-fault (personal injury protection)	0	0	0	0	0	0	0	0	0	0	0	0
19.2 Other private passenger auto liability	0	0	0	0	0	42	42	0	39	39	0	0
19.3 Commercial auto no-fault (personal injury protection)	0	0	0	0	0	0	0	0	0	0	0	0
19.4 Other commercial auto liability	0	0	0	0	0	12	12	0	3	3	0	0
21.1 Private passenger auto physical damage	0	0	0	0	0	9	9	0	0	0	0	0
21.2 Commercial auto physical damage	0	0	0	0	0	0	0	0	0	0	0	0
22. Aircraft (all perils)	0	0	0	0	0	0	0	0	0	0	0	0
23. Fidelity	0	0	0	0	0	0	0	0	0	0	0	0
24. Surety	0	0	0	0	0	0	0	0	0	0	0	0
26. Burglary and theft	0	0	0	0	0	0	0	0	0	0	0	0
27. Boiler and machinery	0	0	0	0	0	0	0	0	0	0	0	0
28. Credit	0	0	0	0	0	0	0	0	0	0	0	0
29. International	0	0	0	0	0	0	0	0	0	0	0	0
30. Warranty	0	0	0	0	0	0	0	0	0	0	0	0
31. Reins nonproportional assumed property	XXX	XXX	XXX	XXX	XXX	XXX	XXX	XXX	XXX	XXX	XXX	XXX
32. Reins nonproportional assumed liability	XXX	XXX	XXX	XXX	XXX	XXX	XXX	XXX	XXX	XXX	XXX	XXX
33. Reins nonproportional assumed financial lines	XXX	XXX	XXX	XXX	XXX	XXX	XXX	XXX	XXX	XXX	XXX	XXX
34. Aggregate write-ins for other lines of business	0	0	0	0	0	0	0	0	0	0	0	0
35. Total (a)	2,236,433	2,069,661	0	597,133	166,168	247,479	2,959,908	35,595	184,936	414,482	159,508	(161,338)
DETAILS OF WRITE-INS												
3401.												
3402.												
3403.												
3498. Summary of remaining write-ins for Line 34 from overflow page	0	0	0	0	0	0	0	0	0	0	0	0
3499. Totals (Lines 3401 through 3403 plus 3498)(Line 34 above)	0	0	0	0	0	0	0	0	0	0	0	0

(a) Finance and service charges not included in Lines 1 to 35 \$ 0

(b) For health business on indicated lines report: Number of persons insured under PPO managed care products 0 and number of persons insured under indemnity only products 0

19 MO



ANNUAL STATEMENT FOR THE YEAR 2025 OF THE TRIUMPHE CASUALTY COMPANY
EXHIBIT OF PREMIUMS AND LOSSES (Statutory Page 14)

NAIC Group Code 0084

BUSINESS IN THE STATE OF Montana

DURING THE YEAR 2025

NAIC Company Code 41106

Line of Business	Gross Premiums, Including Policy and Membership Fees, Less Return Premiums and Premiums on Policies not Taken		3 Dividends Paid or Credited to Policyholders on Direct Business	4 Direct Unearned Premium Reserves	5 Direct Losses Paid (deducting salvage)	6 Direct Losses Incurred	7 Direct Losses Unpaid	8 Direct Defense and Cost Containment Expense Paid	9 Direct Defense and Cost Containment Expense Incurred	10 Direct Defense and Cost Containment Expense Unpaid	11 Commissions and Brokerage Expenses	12 Taxes, Licenses and Fees
	1 Direct Premiums Written	2 Direct Premiums Earned										
1. Fire	0	0	0	0	0	0	0	0	0	0	0	0
2.1 Allied lines	0	0	0	0	0	0	0	0	0	0	0	0
2.2 Multiple peril crop	0	0	0	0	0	0	0	0	0	0	0	0
2.3 Federal flood	0	0	0	0	0	0	0	0	0	0	0	0
2.4 Private crop	0	0	0	0	0	0	0	0	0	0	0	0
2.5 Private flood	0	0	0	0	0	0	0	0	0	0	0	0
3. Farmowners multiple peril	0	0	0	0	0	0	0	0	0	0	0	0
4. Homeowners multiple peril	0	0	0	0	0	0	0	0	0	0	0	0
5.1 Commercial multiple peril (non-liability portion)	0	0	0	0	0	0	0	0	0	0	0	0
5.2 Commercial multiple peril (liability portion)	0	0	0	0	0	0	0	0	0	0	0	0
6. Mortgage guaranty	0	0	0	0	0	0	0	0	0	0	0	0
8. Ocean marine	0	0	0	0	0	0	0	0	0	0	0	0
9.1 Inland marine	0	0	0	0	0	0	0	0	0	0	0	0
9.2 Pet insurance plans	0	0	0	0	0	0	0	0	0	0	0	0
10. Financial guaranty	0	0	0	0	0	0	0	0	0	0	0	0
11.1 Medical professional liability - occurrence	0	0	0	0	0	0	0	0	0	0	0	0
11.2 Medical professional liability - claims-made	0	0	0	0	0	0	0	0	0	0	0	0
12. Earthquake	0	0	0	0	0	0	0	0	0	0	0	0
13.1 Comprehensive (hospital and medical) ind (b)	0	0	0	0	0	0	0	0	0	0	0	0
13.2 Comprehensive (hospital and medical) group (b)	0	0	0	0	0	0	0	0	0	0	0	0
14. Credit A&H (group and Individual)	0	0	0	0	0	0	0	0	0	0	0	0
15.1 Vision only (b)	0	0	0	0	0	0	0	0	0	0	0	0
15.2 Dental only (b)	0	0	0	0	0	0	0	0	0	0	0	0
15.3 Disability income (b)	0	0	0	0	0	0	0	0	0	0	0	0
15.4 Medicare supplement (b)	0	0	0	0	0	0	0	0	0	0	0	0
15.5 Medicaid Title XIX (b)	0	0	0	0	0	0	0	0	0	0	0	0
15.6 Medicare Title XVIII (b)	0	0	0	0	0	0	0	0	0	0	0	0
15.7 Long-term care (b)	0	0	0	0	0	0	0	0	0	0	0	0
15.8 Federal employees health benefits plan (b)	0	0	0	0	0	0	0	0	0	0	0	0
15.9 Other health (b)	0	0	0	0	0	0	0	0	0	0	0	0
16. Workers' compensation	266,959	284,902	0	127,115	357,226	1,010,207	1,235,489	42,256	50,983	72,149	27,258	8,052
17.1 Other liability - occurrence	0	0	0	0	0	225	4,285	0	(991)	966	0	0
17.2 Other liability - claims-Made	0	0	0	0	0	0	0	0	0	0	0	0
17.3 Excess workers' compensation	0	0	0	0	0	0	0	0	0	0	0	0
18.1 Products liability - occurrence	0	0	0	0	0	0	0	0	0	0	0	0
18.2 Products liability - claims-made	0	0	0	0	0	0	0	0	0	0	0	0
19.1 Private passenger auto no-fault (personal injury protection)	0	0	0	0	0	0	0	0	0	0	0	0
19.2 Other private passenger auto liability	0	0	0	0	0	(1,122)	4,011	0	(989)	3,722	0	0
19.3 Commercial auto no-fault (personal injury protection)	0	0	0	0	0	0	0	0	0	0	0	0
19.4 Other commercial auto liability	0	0	0	0	0	17	17	0	4	4	0	0
21.1 Private passenger auto physical damage	0	0	0	0	0	(2,273)	565	0	24	24	0	0
21.2 Commercial auto physical damage	0	0	0	0	0	(102)	0	0	0	0	0	0
22. Aircraft (all perils)	0	0	0	0	0	0	0	0	0	0	0	0
23. Fidelity	0	0	0	0	0	0	0	0	0	0	0	0
24. Surety	0	0	0	0	0	0	0	0	0	0	0	0
26. Burglary and theft	0	0	0	0	0	0	0	0	0	0	0	0
27. Boiler and machinery	0	0	0	0	0	0	0	0	0	0	0	0
28. Credit	0	0	0	0	0	0	0	0	0	0	0	0
29. International	0	0	0	0	0	0	0	0	0	0	0	0
30. Warranty	0	0	0	0	0	0	0	0	0	0	0	0
31. Reins nonproportional assumed property	XXX	XXX	XXX	XXX	XXX	XXX	XXX	XXX	XXX	XXX	XXX	XXX
32. Reins nonproportional assumed liability	XXX	XXX	XXX	XXX	XXX	XXX	XXX	XXX	XXX	XXX	XXX	XXX
33. Reins nonproportional assumed financial lines	XXX	XXX	XXX	XXX	XXX	XXX	XXX	XXX	XXX	XXX	XXX	XXX
34. Aggregate write-ins for other lines of business	0	0	0	0	0	0	0	0	0	0	0	0
35. Total (a)	266,959	284,902	0	127,115	357,226	1,006,952	1,244,367	42,256	49,032	76,866	27,258	8,052
DETAILS OF WRITE-INS												
3401.												
3402.												
3403.												
3498. Summary of remaining write-ins for Line 34 from overflow page	0	0	0	0	0	0	0	0	0	0	0	0
3499. Totals (Lines 3401 through 3403 plus 3498)(Line 34 above)	0	0	0	0	0	0	0	0	0	0	0	0

(a) Finance and service charges not included in Lines 1 to 35 \$ 0

(b) For health business on indicated lines report: Number of persons insured under PPO managed care products 0 and number of persons insured under indemnity only products 0

19 MT



ANNUAL STATEMENT FOR THE YEAR 2025 OF THE TRIUMPHE CASUALTY COMPANY
EXHIBIT OF PREMIUMS AND LOSSES (Statutory Page 14)

NAIC Group Code 0084

BUSINESS IN THE STATE OF Nebraska

DURING THE YEAR 2025

NAIC Company Code 41106

Line of Business	Gross Premiums, Including Policy and Membership Fees, Less Return Premiums and Premiums on Policies not Taken		3 Dividends Paid or Credited to Policyholders on Direct Business	4 Direct Unearned Premium Reserves	5 Direct Losses Paid (deducting salvage)	6 Direct Losses Incurred	7 Direct Losses Unpaid	8 Direct Defense and Cost Containment Expense Paid	9 Direct Defense and Cost Containment Expense Incurred	10 Direct Defense and Cost Containment Expense Unpaid	11 Commissions and Brokerage Expenses	12 Taxes, Licenses and Fees
	1 Direct Premiums Written	2 Direct Premiums Earned										
1. Fire	0	0	0	0	0	0	0	0	0	0	0	0
2.1 Allied lines	0	0	0	0	0	0	0	0	0	0	0	0
2.2 Multiple peril crop	0	0	0	0	0	0	0	0	0	0	0	0
2.3 Federal flood	0	0	0	0	0	0	0	0	0	0	0	0
2.4 Private crop	0	0	0	0	0	0	0	0	0	0	0	0
2.5 Private flood	0	0	0	0	0	0	0	0	0	0	0	0
3. Farmowners multiple peril	0	0	0	0	0	0	0	0	0	0	0	0
4. Homeowners multiple peril	0	0	0	0	0	0	0	0	0	0	0	0
5.1 Commercial multiple peril (non-liability portion)	0	0	0	0	0	0	0	0	0	0	0	0
5.2 Commercial multiple peril (liability portion)	0	0	0	0	0	0	0	0	0	0	0	0
6. Mortgage guaranty	0	0	0	0	0	0	0	0	0	0	0	0
8. Ocean marine	0	0	0	0	0	0	0	0	0	0	0	0
9.1 Inland marine	0	0	0	0	0	0	0	0	0	0	0	0
9.2 Pet insurance plans	0	0	0	0	0	0	0	0	0	0	0	0
10. Financial guaranty	0	0	0	0	0	0	0	0	0	0	0	0
11.1 Medical professional liability - occurrence	0	0	0	0	0	0	0	0	0	0	0	0
11.2 Medical professional liability - claims-made	0	0	0	0	0	0	0	0	0	0	0	0
12. Earthquake	0	0	0	0	0	0	0	0	0	0	0	0
13.1 Comprehensive (hospital and medical) ind (b)	0	0	0	0	0	0	0	0	0	0	0	0
13.2 Comprehensive (hospital and medical) group (b)	0	0	0	0	0	0	0	0	0	0	0	0
14. Credit A&H (group and Individual)	0	0	0	0	0	0	0	0	0	0	0	0
15.1 Vision only (b)	0	0	0	0	0	0	0	0	0	0	0	0
15.2 Dental only (b)	0	0	0	0	0	0	0	0	0	0	0	0
15.3 Disability income (b)	0	0	0	0	0	0	0	0	0	0	0	0
15.4 Medicare supplement (b)	0	0	0	0	0	0	0	0	0	0	0	0
15.5 Medicaid Title XIX (b)	0	0	0	0	0	0	0	0	0	0	0	0
15.6 Medicare Title XVIII (b)	0	0	0	0	0	0	0	0	0	0	0	0
15.7 Long-term care (b)	0	0	0	0	0	0	0	0	0	0	0	0
15.8 Federal employees health benefits plan (b)	0	0	0	0	0	0	0	0	0	0	0	0
15.9 Other health (b)	0	0	0	0	0	0	0	0	0	0	0	0
16. Workers' compensation	83,802	207,919	0	168,332	41,473	242,978	493,829	1,142	39,792	78,477	2,286	1,804
17.1 Other liability - occurrence	0	0	0	0	0	16	16	0	4	4	0	0
17.2 Other liability - claims-Made	0	0	0	0	0	0	0	0	0	0	0	0
17.3 Excess workers' compensation	0	0	0	0	0	0	0	0	0	0	0	0
18.1 Products liability - occurrence	0	0	0	0	0	0	0	0	0	0	0	0
18.2 Products liability - claims-made	0	0	0	0	0	0	0	0	0	0	0	0
19.1 Private passenger auto no-fault (personal injury protection)	0	0	0	0	0	0	0	0	0	0	0	0
19.2 Other private passenger auto liability	0	0	0	0	0	9	9	0	9	9	0	0
19.3 Commercial auto no-fault (personal injury protection)	0	0	0	0	0	0	0	0	0	0	0	0
19.4 Other commercial auto liability	0	0	0	0	0	0	0	0	0	0	0	0
21.1 Private passenger auto physical damage	0	0	0	0	0	2	2	0	0	0	0	0
21.2 Commercial auto physical damage	0	0	0	0	0	0	0	0	0	0	0	0
22. Aircraft (all perils)	0	0	0	0	0	0	0	0	0	0	0	0
23. Fidelity	0	0	0	0	0	0	0	0	0	0	0	0
24. Surety	0	0	0	0	0	0	0	0	0	0	0	0
26. Burglary and theft	0	0	0	0	0	0	0	0	0	0	0	0
27. Boiler and machinery	0	0	0	0	0	0	0	0	0	0	0	0
28. Credit	0	0	0	0	0	0	0	0	0	0	0	0
29. International	0	0	0	0	0	0	0	0	0	0	0	0
30. Warranty	0	0	0	0	0	0	0	0	0	0	0	0
31. Reins nonproportional assumed property	XXX	XXX	XXX	XXX	XXX	XXX	XXX	XXX	XXX	XXX	XXX	XXX
32. Reins nonproportional assumed liability	XXX	XXX	XXX	XXX	XXX	XXX	XXX	XXX	XXX	XXX	XXX	XXX
33. Reins nonproportional assumed financial lines	XXX	XXX	XXX	XXX	XXX	XXX	XXX	XXX	XXX	XXX	XXX	XXX
34. Aggregate write-ins for other lines of business	0	0	0	0	0	0	0	0	0	0	0	0
35. Total (a)	83,802	207,919	0	168,332	41,473	243,005	493,856	1,142	39,805	78,489	2,286	1,804
DETAILS OF WRITE-INS												
3401.												
3402.												
3403.												
3498. Summary of remaining write-ins for Line 34 from overflow page	0	0	0	0	0	0	0	0	0	0	0	0
3499. Totals (Lines 3401 through 3403 plus 3498)(Line 34 above)	0	0	0	0	0	0	0	0	0	0	0	0

(a) Finance and service charges not included in Lines 1 to 35 \$ 0

(b) For health business on indicated lines report: Number of persons insured under PPO managed care products 0 and number of persons insured under indemnity only products 0

19 NIE



ANNUAL STATEMENT FOR THE YEAR 2025 OF THE TRIUMPHE CASUALTY COMPANY
EXHIBIT OF PREMIUMS AND LOSSES (Statutory Page 14)

NAIC Group Code 0084

BUSINESS IN THE STATE OF Nevada

DURING THE YEAR 2025

NAIC Company Code 41106

Line of Business	Gross Premiums, Including Policy and Membership Fees, Less Return Premiums and Premiums on Policies not Taken		3 Dividends Paid or Credited to Policyholders on Direct Business	4 Direct Unearned Premium Reserves	5 Direct Losses Paid (deducting salvage)	6 Direct Losses Incurred	7 Direct Losses Unpaid	8 Direct Defense and Cost Containment Expense Paid	9 Direct Defense and Cost Containment Expense Incurred	10 Direct Defense and Cost Containment Expense Unpaid	11 Commissions and Brokerage Expenses	12 Taxes, Licenses and Fees
	1 Direct Premiums Written	2 Direct Premiums Earned										
1. Fire	0	0	0	0	0	0	0	0	0	0	0	0
2.1 Allied lines	0	0	0	0	0	0	0	0	0	0	0	0
2.2 Multiple peril crop	0	0	0	0	0	0	0	0	0	0	0	0
2.3 Federal flood	0	0	0	0	0	0	0	0	0	0	0	0
2.4 Private crop	0	0	0	0	0	0	0	0	0	0	0	0
2.5 Private flood	0	0	0	0	0	0	0	0	0	0	0	0
3. Farmowners multiple peril	0	0	0	0	0	0	0	0	0	0	0	0
4. Homeowners multiple peril	0	0	0	0	0	0	0	0	0	0	0	0
5.1 Commercial multiple peril (non-liability portion)	0	0	0	0	0	0	0	0	0	0	0	0
5.2 Commercial multiple peril (liability portion)	0	0	0	0	0	0	0	0	0	0	0	0
6. Mortgage guaranty	0	0	0	0	0	0	0	0	0	0	0	0
8. Ocean marine	0	0	0	0	0	0	0	0	0	0	0	0
9.1 Inland marine	0	0	0	0	0	0	0	0	0	0	0	0
9.2 Pet insurance plans	0	0	0	0	0	0	0	0	0	0	0	0
10. Financial guaranty	0	0	0	0	0	0	0	0	0	0	0	0
11.1 Medical professional liability - occurrence	0	0	0	0	0	0	0	0	0	0	0	0
11.2 Medical professional liability - claims-made	0	0	0	0	0	0	0	0	0	0	0	0
12. Earthquake	0	0	0	0	0	0	0	0	0	0	0	0
13.1 Comprehensive (hospital and medical) ind (b)	0	0	0	0	0	0	0	0	0	0	0	0
13.2 Comprehensive (hospital and medical) group (b)	0	0	0	0	0	0	0	0	0	0	0	0
14. Credit A&H (group and Individual)	0	0	0	0	0	0	0	0	0	0	0	0
15.1 Vision only (b)	0	0	0	0	0	0	0	0	0	0	0	0
15.2 Dental only (b)	0	0	0	0	0	0	0	0	0	0	0	0
15.3 Disability income (b)	0	0	0	0	0	0	0	0	0	0	0	0
15.4 Medicare supplement (b)	0	0	0	0	0	0	0	0	0	0	0	0
15.5 Medicaid Title XIX (b)	0	0	0	0	0	0	0	0	0	0	0	0
15.6 Medicare Title XVIII (b)	0	0	0	0	0	0	0	0	0	0	0	0
15.7 Long-term care (b)	0	0	0	0	0	0	0	0	0	0	0	0
15.8 Federal employees health benefits plan (b)	0	0	0	0	0	0	0	0	0	0	0	0
15.9 Other health (b)	0	0	0	0	0	0	0	0	0	0	0	0
16. Workers' compensation	1,265,033	1,231,941	0	588,626	912,099	1,081,863	2,890,663	110,946	132,035	229,657	101,338	48,578
17.1 Other liability - occurrence	0	0	0	0	0	160	160	0	36	36	0	0
17.2 Other liability - claims-Made	0	0	0	0	0	0	0	0	0	0	0	0
17.3 Excess workers' compensation	0	0	0	0	0	0	0	0	0	0	0	0
18.1 Products liability - occurrence	0	0	0	0	0	0	0	0	0	0	0	0
18.2 Products liability - claims-made	0	0	0	0	0	0	0	0	0	0	0	0
19.1 Private passenger auto no-fault (personal injury protection)	0	0	0	0	0	0	0	0	0	0	0	0
19.2 Other private passenger auto liability	0	0	0	0	0	121	121	0	112	112	0	0
19.3 Commercial auto no-fault (personal injury protection)	0	0	0	0	0	0	0	0	0	0	0	0
19.4 Other commercial auto liability	0	0	0	0	0	0	0	0	0	0	0	0
21.1 Private passenger auto physical damage	0	0	0	0	0	11	11	0	0	0	0	0
21.2 Commercial auto physical damage	0	0	0	0	0	0	0	0	0	0	0	0
22. Aircraft (all perils)	0	0	0	0	0	0	0	0	0	0	0	0
23. Fidelity	0	0	0	0	0	0	0	0	0	0	0	0
24. Surety	0	0	0	0	0	0	0	0	0	0	0	0
26. Burglary and theft	0	0	0	0	0	0	0	0	0	0	0	0
27. Boiler and machinery	0	0	0	0	0	0	0	0	0	0	0	0
28. Credit	0	0	0	0	0	0	0	0	0	0	0	0
29. International	0	0	0	0	0	0	0	0	0	0	0	0
30. Warranty	0	0	0	0	0	0	0	0	0	0	0	0
31. Reins nonproportional assumed property	XXX	XXX	XXX	XXX	XXX	XXX	XXX	XXX	XXX	XXX	XXX	XXX
32. Reins nonproportional assumed liability	XXX	XXX	XXX	XXX	XXX	XXX	XXX	XXX	XXX	XXX	XXX	XXX
33. Reins nonproportional assumed financial lines	XXX	XXX	XXX	XXX	XXX	XXX	XXX	XXX	XXX	XXX	XXX	XXX
34. Aggregate write-ins for other lines of business	0	0	0	0	0	0	0	0	0	0	0	0
35. Total (a)	1,265,033	1,231,941	0	588,626	912,099	1,082,154	2,890,955	110,946	132,184	229,806	101,338	48,578
DETAILS OF WRITE-INS												
3401.												
3402.												
3403.												
3498. Summary of remaining write-ins for Line 34 from overflow page	0	0	0	0	0	0	0	0	0	0	0	0
3499. Totals (Lines 3401 through 3403 plus 3498)(Line 34 above)	0	0	0	0	0	0	0	0	0	0	0	0

(a) Finance and service charges not included in Lines 1 to 35 \$ 0

(b) For health business on indicated lines report: Number of persons insured under PPO managed care products 0 and number of persons insured under indemnity only products 0

19 NV



ANNUAL STATEMENT FOR THE YEAR 2025 OF THE TRIUMPHE CASUALTY COMPANY
EXHIBIT OF PREMIUMS AND LOSSES (Statutory Page 14)

NAIC Group Code 0084

BUSINESS IN THE STATE OF New Hampshire

DURING THE YEAR 2025

NAIC Company Code 41106

Line of Business	Gross Premiums, Including Policy and Membership Fees, Less Return Premiums and Premiums on Policies not Taken		3 Dividends Paid or Credited to Policyholders on Direct Business	4 Direct Unearned Premium Reserves	5 Direct Losses Paid (deducting salvage)	6 Direct Losses Incurred	7 Direct Losses Unpaid	8 Direct Defense and Cost Containment Expense Paid	9 Direct Defense and Cost Containment Expense Incurred	10 Direct Defense and Cost Containment Expense Unpaid	11 Commissions and Brokerage Expenses	12 Taxes, Licenses and Fees
	1 Direct Premiums Written	2 Direct Premiums Earned										
1. Fire	0	0	0	0	0	0	0	0	0	0	0	0
2.1 Allied lines	0	0	0	0	0	0	0	0	0	0	0	0
2.2 Multiple peril crop	0	0	0	0	0	0	0	0	0	0	0	0
2.3 Federal flood	0	0	0	0	0	0	0	0	0	0	0	0
2.4 Private crop	0	0	0	0	0	0	0	0	0	0	0	0
2.5 Private flood	0	0	0	0	0	0	0	0	0	0	0	0
3. Farmowners multiple peril	0	0	0	0	0	0	0	0	0	0	0	0
4. Homeowners multiple peril	0	0	0	0	0	0	0	0	0	0	0	0
5.1 Commercial multiple peril (non-liability portion)	0	0	0	0	0	0	0	0	0	0	0	0
5.2 Commercial multiple peril (liability portion)	0	0	0	0	0	0	0	0	0	0	0	0
6. Mortgage guaranty	0	0	0	0	0	0	0	0	0	0	0	0
8. Ocean marine	0	0	0	0	0	0	0	0	0	0	0	0
9.1 Inland marine	0	0	0	0	0	0	0	0	0	0	0	0
9.2 Pet insurance plans	0	0	0	0	0	0	0	0	0	0	0	0
10. Financial guaranty	0	0	0	0	0	0	0	0	0	0	0	0
11.1 Medical professional liability - occurrence	0	0	0	0	0	0	0	0	0	0	0	0
11.2 Medical professional liability - claims-made	0	0	0	0	0	0	0	0	0	0	0	0
12. Earthquake	0	0	0	0	0	0	0	0	0	0	0	0
13.1 Comprehensive (hospital and medical) ind (b)	0	0	0	0	0	0	0	0	0	0	0	0
13.2 Comprehensive (hospital and medical) group (b)	0	0	0	0	0	0	0	0	0	0	0	0
14. Credit A&H (group and Individual)	0	0	0	0	0	0	0	0	0	0	0	0
15.1 Vision only (b)	0	0	0	0	0	0	0	0	0	0	0	0
15.2 Dental only (b)	0	0	0	0	0	0	0	0	0	0	0	0
15.3 Disability income (b)	0	0	0	0	0	0	0	0	0	0	0	0
15.4 Medicare supplement (b)	0	0	0	0	0	0	0	0	0	0	0	0
15.5 Medicaid Title XIX (b)	0	0	0	0	0	0	0	0	0	0	0	0
15.6 Medicare Title XVIII (b)	0	0	0	0	0	0	0	0	0	0	0	0
15.7 Long-term care (b)	0	0	0	0	0	0	0	0	0	0	0	0
15.8 Federal employees health benefits plan (b)	0	0	0	0	0	0	0	0	0	0	0	0
15.9 Other health (b)	0	0	0	0	0	0	0	0	0	0	0	0
16. Workers' compensation	(25,248)	47,670	0	3,616	915	156	290,891	100	(2,544)	44,162	(4,225)	(432)
17.1 Other liability - occurrence	0	0	0	0	0	7	7	0	2	2	0	0
17.2 Other liability - claims-Made	0	0	0	0	0	0	0	0	0	0	0	0
17.3 Excess workers' compensation	0	0	0	0	0	0	0	0	0	0	0	0
18.1 Products liability - occurrence	0	0	0	0	0	0	0	0	0	0	0	0
18.2 Products liability - claims-made	0	0	0	0	0	0	0	0	0	0	0	0
19.1 Private passenger auto no-fault (personal injury protection)	0	0	0	0	0	0	0	0	0	0	0	0
19.2 Other private passenger auto liability	0	0	0	0	0	4	4	0	3	3	0	0
19.3 Commercial auto no-fault (personal injury protection)	0	0	0	0	0	0	0	0	0	0	0	0
19.4 Other commercial auto liability	0	0	0	0	0	0	0	0	0	0	0	0
21.1 Private passenger auto physical damage	0	0	0	0	0	1	1	0	0	0	0	0
21.2 Commercial auto physical damage	0	0	0	0	0	0	0	0	0	0	0	0
22. Aircraft (all perils)	0	0	0	0	0	0	0	0	0	0	0	0
23. Fidelity	0	0	0	0	0	0	0	0	0	0	0	0
24. Surety	0	0	0	0	0	0	0	0	0	0	0	0
26. Burglary and theft	0	0	0	0	0	0	0	0	0	0	0	0
27. Boiler and machinery	0	0	0	0	0	0	0	0	0	0	0	0
28. Credit	0	0	0	0	0	0	0	0	0	0	0	0
29. International	0	0	0	0	0	0	0	0	0	0	0	0
30. Warranty	0	0	0	0	0	0	0	0	0	0	0	0
31. Reins nonproportional assumed property	XXX	XXX	XXX	XXX	XXX	XXX	XXX	XXX	XXX	XXX	XXX	XXX
32. Reins nonproportional assumed liability	XXX	XXX	XXX	XXX	XXX	XXX	XXX	XXX	XXX	XXX	XXX	XXX
33. Reins nonproportional assumed financial lines	XXX	XXX	XXX	XXX	XXX	XXX	XXX	XXX	XXX	XXX	XXX	XXX
34. Aggregate write-ins for other lines of business	0	0	0	0	0	0	0	0	0	0	0	0
35. Total (a)	(25,248)	47,670	0	3,616	915	168	290,902	100	(2,539)	44,167	(4,225)	(432)
DETAILS OF WRITE-INS												
3401.												
3402.												
3403.												
3498. Summary of remaining write-ins for Line 34 from overflow page	0	0	0	0	0	0	0	0	0	0	0	0
3499. Totals (Lines 3401 through 3403 plus 3498)(Line 34 above)	0	0	0	0	0	0	0	0	0	0	0	0

(a) Finance and service charges not included in Lines 1 to 35 \$ 0

(b) For health business on indicated lines report: Number of persons insured under PPO managed care products 0 and number of persons insured under indemnity only products 0

19 NH



ANNUAL STATEMENT FOR THE YEAR 2025 OF THE TRIUMPHE CASUALTY COMPANY
EXHIBIT OF PREMIUMS AND LOSSES (Statutory Page 14)

NAIC Group Code 0084

BUSINESS IN THE STATE OF New Jersey

DURING THE YEAR 2025

NAIC Company Code 41106

Line of Business	Gross Premiums, Including Policy and Membership Fees, Less Return Premiums and Premiums on Policies not Taken		3 Dividends Paid or Credited to Policyholders on Direct Business	4 Direct Unearned Premium Reserves	5 Direct Losses Paid (deducting salvage)	6 Direct Losses Incurred	7 Direct Losses Unpaid	8 Direct Defense and Cost Containment Expense Paid	9 Direct Defense and Cost Containment Expense Incurred	10 Direct Defense and Cost Containment Expense Unpaid	11 Commissions and Brokerage Expenses	12 Taxes, Licenses and Fees
	1 Direct Premiums Written	2 Direct Premiums Earned										
1. Fire	0	0	0	0	0	0	0	0	0	0	0	0
2.1 Allied lines	0	0	0	0	0	0	0	0	0	0	0	0
2.2 Multiple peril crop	0	0	0	0	0	0	0	0	0	0	0	0
2.3 Federal flood	0	0	0	0	0	0	0	0	0	0	0	0
2.4 Private crop	0	0	0	0	0	0	0	0	0	0	0	0
2.5 Private flood	0	0	0	0	0	0	0	0	0	0	0	0
3. Farmowners multiple peril	0	0	0	0	0	0	0	0	0	0	0	0
4. Homeowners multiple peril	0	0	0	0	0	0	0	0	0	0	0	0
5.1 Commercial multiple peril (non-liability portion)	0	0	0	0	0	0	0	0	0	0	0	0
5.2 Commercial multiple peril (liability portion)	0	0	0	0	0	0	0	0	0	0	0	0
6. Mortgage guaranty	0	0	0	0	0	0	0	0	0	0	0	0
8. Ocean marine	0	0	0	0	0	0	0	0	0	0	0	0
9.1 Inland marine	0	0	0	0	0	0	0	0	0	0	0	0
9.2 Pet insurance plans	0	0	0	0	0	0	0	0	0	0	0	0
10. Financial guaranty	0	0	0	0	0	0	0	0	0	0	0	0
11.1 Medical professional liability - occurrence	0	0	0	0	0	0	0	0	0	0	0	0
11.2 Medical professional liability - claims-made	0	0	0	0	0	0	0	0	0	0	0	0
12. Earthquake	0	0	0	0	0	0	0	0	0	0	0	0
13.1 Comprehensive (hospital and medical) ind (b)	0	0	0	0	0	0	0	0	0	0	0	0
13.2 Comprehensive (hospital and medical) group (b)	0	0	0	0	0	0	0	0	0	0	0	0
14. Credit A&H (group and Individual)	0	0	0	0	0	0	0	0	0	0	0	0
15.1 Vision only (b)	0	0	0	0	0	0	0	0	0	0	0	0
15.2 Dental only (b)	0	0	0	0	0	0	0	0	0	0	0	0
15.3 Disability income (b)	0	0	0	0	0	0	0	0	0	0	0	0
15.4 Medicare supplement (b)	0	0	0	0	0	0	0	0	0	0	0	0
15.5 Medicaid Title XIX (b)	0	0	0	0	0	0	0	0	0	0	0	0
15.6 Medicare Title XVIII (b)	0	0	0	0	0	0	0	0	0	0	0	0
15.7 Long-term care (b)	0	0	0	0	0	0	0	0	0	0	0	0
15.8 Federal employees health benefits plan (b)	0	0	0	0	0	0	0	0	0	0	0	0
15.9 Other health (b)	0	0	0	0	0	0	0	0	0	0	0	0
16. Workers' compensation	319,512	215,546	0	107,343	2,461	27,629	25,307	264	3,997	3,761	29,411	11,288
17.1 Other liability - occurrence	0	0	0	0	0	3	3	0	1	1	0	0
17.2 Other liability - claims-Made	0	0	0	0	0	0	0	0	0	0	0	0
17.3 Excess workers' compensation	0	0	0	0	0	0	0	0	0	0	0	0
18.1 Products liability - occurrence	0	0	0	0	0	0	0	0	0	0	0	0
18.2 Products liability - claims-made	0	0	0	0	0	0	0	0	0	0	0	0
19.1 Private passenger auto no-fault (personal injury protection)	0	0	0	0	0	0	0	0	0	0	0	0
19.2 Other private passenger auto liability	0	0	0	0	0	0	0	0	0	0	0	0
19.3 Commercial auto no-fault (personal injury protection)	0	0	0	0	0	0	0	0	0	0	0	0
19.4 Other commercial auto liability	0	0	0	0	0	0	0	0	0	0	0	0
21.1 Private passenger auto physical damage	0	0	0	0	0	0	0	0	0	0	0	0
21.2 Commercial auto physical damage	0	0	0	0	0	0	0	0	0	0	0	0
22. Aircraft (all perils)	0	0	0	0	0	0	0	0	0	0	0	0
23. Fidelity	0	0	0	0	0	0	0	0	0	0	0	0
24. Surety	0	0	0	0	0	0	0	0	0	0	0	0
26. Burglary and theft	0	0	0	0	0	0	0	0	0	0	0	0
27. Boiler and machinery	0	0	0	0	0	0	0	0	0	0	0	0
28. Credit	0	0	0	0	0	0	0	0	0	0	0	0
29. International	0	0	0	0	0	0	0	0	0	0	0	0
30. Warranty	0	0	0	0	0	0	0	0	0	0	0	0
31. Reins nonproportional assumed property	XXX	XXX	XXX	XXX	XXX	XXX	XXX	XXX	XXX	XXX	XXX	XXX
32. Reins nonproportional assumed liability	XXX	XXX	XXX	XXX	XXX	XXX	XXX	XXX	XXX	XXX	XXX	XXX
33. Reins nonproportional assumed financial lines	XXX	XXX	XXX	XXX	XXX	XXX	XXX	XXX	XXX	XXX	XXX	XXX
34. Aggregate write-ins for other lines of business	0	0	0	0	0	0	0	0	0	0	0	0
35. Total (a)	319,512	215,546	0	107,343	2,461	27,632	25,310	264	3,998	3,762	29,411	11,288
DETAILS OF WRITE-INS												
3401.												
3402.												
3403.												
3498. Summary of remaining write-ins for Line 34 from overflow page	0	0	0	0	0	0	0	0	0	0	0	0
3499. Totals (Lines 3401 through 3403 plus 3498)(Line 34 above)	0	0	0	0	0	0	0	0	0	0	0	0

(a) Finance and service charges not included in Lines 1 to 35 \$ 0

(b) For health business on indicated lines report: Number of persons insured under PPO managed care products 0 and number of persons insured under indemnity only products 0

19 NJ



ANNUAL STATEMENT FOR THE YEAR 2025 OF THE TRIUMPHE CASUALTY COMPANY
EXHIBIT OF PREMIUMS AND LOSSES (Statutory Page 14)

NAIC Group Code 0084

BUSINESS IN THE STATE OF New Mexico

DURING THE YEAR 2025

NAIC Company Code 41106

Line of Business	Gross Premiums, Including Policy and Membership Fees, Less Return Premiums and Premiums on Policies not Taken		3 Dividends Paid or Credited to Policyholders on Direct Business	4 Direct Unearned Premium Reserves	5 Direct Losses Paid (deducting salvage)	6 Direct Losses Incurred	7 Direct Losses Unpaid	8 Direct Defense and Cost Containment Expense Paid	9 Direct Defense and Cost Containment Expense Incurred	10 Direct Defense and Cost Containment Expense Unpaid	11 Commissions and Brokerage Expenses	12 Taxes, Licenses and Fees
	1 Direct Premiums Written	2 Direct Premiums Earned										
1. Fire	0	0	0	0	0	0	0	0	0	0	0	0
2.1 Allied lines	0	0	0	0	0	0	0	0	0	0	0	0
2.2 Multiple peril crop	0	0	0	0	0	0	0	0	0	0	0	0
2.3 Federal flood	0	0	0	0	0	0	0	0	0	0	0	0
2.4 Private crop	0	0	0	0	0	0	0	0	0	0	0	0
2.5 Private flood	0	0	0	0	0	0	0	0	0	0	0	0
3. Farmowners multiple peril	0	0	0	0	0	0	0	0	0	0	0	0
4. Homeowners multiple peril	0	0	0	0	0	0	0	0	0	0	0	0
5.1 Commercial multiple peril (non-liability portion)	0	0	0	0	0	0	0	0	0	0	0	0
5.2 Commercial multiple peril (liability portion)	0	0	0	0	0	0	0	0	0	0	0	0
6. Mortgage guaranty	0	0	0	0	0	0	0	0	0	0	0	0
8. Ocean marine	0	0	0	0	0	0	0	0	0	0	0	0
9.1 Inland marine	0	0	0	0	0	0	0	0	0	0	0	0
9.2 Pet insurance plans	0	0	0	0	0	0	0	0	0	0	0	0
10. Financial guaranty	0	0	0	0	0	0	0	0	0	0	0	0
11.1 Medical professional liability - occurrence	0	0	0	0	0	0	0	0	0	0	0	0
11.2 Medical professional liability - claims-made	0	0	0	0	0	0	0	0	0	0	0	0
12. Earthquake	0	0	0	0	0	0	0	0	0	0	0	0
13.1 Comprehensive (hospital and medical) ind (b)	0	0	0	0	0	0	0	0	0	0	0	0
13.2 Comprehensive (hospital and medical) group (b)	0	0	0	0	0	0	0	0	0	0	0	0
14. Credit A&H (group and Individual)	0	0	0	0	0	0	0	0	0	0	0	0
15.1 Vision only (b)	0	0	0	0	0	0	0	0	0	0	0	0
15.2 Dental only (b)	0	0	0	0	0	0	0	0	0	0	0	0
15.3 Disability income (b)	0	0	0	0	0	0	0	0	0	0	0	0
15.4 Medicare supplement (b)	0	0	0	0	0	0	0	0	0	0	0	0
15.5 Medicaid Title XIX (b)	0	0	0	0	0	0	0	0	0	0	0	0
15.6 Medicare Title XVIII (b)	0	0	0	0	0	0	0	0	0	0	0	0
15.7 Long-term care (b)	0	0	0	0	0	0	0	0	0	0	0	0
15.8 Federal employees health benefits plan (b)	0	0	0	0	0	0	0	0	0	0	0	0
15.9 Other health (b)	0	0	0	0	0	0	0	0	0	0	0	0
16. Workers' compensation	246,150	254,306	0	44,555	137,043	350,570	739,202	20,702	10,171	55,582	17,761	7,834
17.1 Other liability - occurrence	0	0	0	0	0	0	0	0	0	0	0	0
17.2 Other liability - claims-Made	0	0	0	0	0	0	0	0	0	0	0	0
17.3 Excess workers' compensation	0	0	0	0	0	0	0	0	0	0	0	0
18.1 Products liability - occurrence	0	0	0	0	0	0	0	0	0	0	0	0
18.2 Products liability - claims-made	0	0	0	0	0	0	0	0	0	0	0	0
19.1 Private passenger auto no-fault (personal injury protection)	0	0	0	0	0	0	0	0	0	0	0	0
19.2 Other private passenger auto liability	0	0	0	0	0	0	0	0	0	0	0	0
19.3 Commercial auto no-fault (personal injury protection)	0	0	0	0	0	0	0	0	0	0	0	0
19.4 Other commercial auto liability	0	0	0	0	0	0	0	0	0	0	0	0
21.1 Private passenger auto physical damage	0	0	0	0	0	0	0	0	0	0	0	0
21.2 Commercial auto physical damage	0	0	0	0	0	0	0	0	0	0	0	0
22. Aircraft (all perils)	0	0	0	0	0	0	0	0	0	0	0	0
23. Fidelity	0	0	0	0	0	0	0	0	0	0	0	0
24. Surety	0	0	0	0	0	0	0	0	0	0	0	0
26. Burglary and theft	0	0	0	0	0	0	0	0	0	0	0	0
27. Boiler and machinery	0	0	0	0	0	0	0	0	0	0	0	0
28. Credit	0	0	0	0	0	0	0	0	0	0	0	0
29. International	0	0	0	0	0	0	0	0	0	0	0	0
30. Warranty	0	0	0	0	0	0	0	0	0	0	0	0
31. Reins nonproportional assumed property	XXX	XXX	XXX	XXX	XXX	XXX	XXX	XXX	XXX	XXX	XXX	XXX
32. Reins nonproportional assumed liability	XXX	XXX	XXX	XXX	XXX	XXX	XXX	XXX	XXX	XXX	XXX	XXX
33. Reins nonproportional assumed financial lines	XXX	XXX	XXX	XXX	XXX	XXX	XXX	XXX	XXX	XXX	XXX	XXX
34. Aggregate write-ins for other lines of business	0	0	0	0	0	0	0	0	0	0	0	0
35. Total (a)	246,150	254,306	0	44,555	137,043	350,570	739,202	20,702	10,171	55,582	17,761	7,834
DETAILS OF WRITE-INS												
3401.												
3402.												
3403.												
3498. Summary of remaining write-ins for Line 34 from overflow page	0	0	0	0	0	0	0	0	0	0	0	0
3499. Totals (Lines 3401 through 3403 plus 3498)(Line 34 above)	0	0	0	0	0	0	0	0	0	0	0	0

(a) Finance and service charges not included in Lines 1 to 35 \$ 0

(b) For health business on indicated lines report: Number of persons insured under PPO managed care products 0 and number of persons insured under indemnity only products 0

19 NM



ANNUAL STATEMENT FOR THE YEAR 2025 OF THE TRIUMPHE CASUALTY COMPANY
EXHIBIT OF PREMIUMS AND LOSSES (Statutory Page 14)

NAIC Group Code 0084

BUSINESS IN THE STATE OF New York

DURING THE YEAR 2025

NAIC Company Code 41106

Line of Business	Gross Premiums, Including Policy and Membership Fees, Less Return Premiums and Premiums on Policies not Taken		3 Dividends Paid or Credited to Policyholders on Direct Business	4 Direct Unearned Premium Reserves	5 Direct Losses Paid (deducting salvage)	6 Direct Losses Incurred	7 Direct Losses Unpaid	8 Direct Defense and Cost Containment Expense Paid	9 Direct Defense and Cost Containment Expense Incurred	10 Direct Defense and Cost Containment Expense Unpaid	11 Commissions and Brokerage Expenses	12 Taxes, Licenses and Fees
	1 Direct Premiums Written	2 Direct Premiums Earned										
1. Fire	0	0	0	0	0	0	0	0	0	0	0	0
2.1 Allied lines	0	0	0	0	0	0	0	0	0	0	0	0
2.2 Multiple peril crop	0	0	0	0	0	0	0	0	0	0	0	0
2.3 Federal flood	0	0	0	0	0	0	0	0	0	0	0	0
2.4 Private crop	0	0	0	0	0	0	0	0	0	0	0	0
2.5 Private flood	0	0	0	0	0	0	0	0	0	0	0	0
3. Farmowners multiple peril	0	0	0	0	0	0	0	0	0	0	0	0
4. Homeowners multiple peril	0	0	0	0	0	0	0	0	0	0	0	0
5.1 Commercial multiple peril (non-liability portion)	0	0	0	0	0	0	0	0	0	0	0	0
5.2 Commercial multiple peril (liability portion)	0	0	0	0	0	0	0	0	0	0	0	0
6. Mortgage guaranty	0	0	0	0	0	0	0	0	0	0	0	0
8. Ocean marine	0	0	0	0	0	0	0	0	0	0	0	0
9.1 Inland marine	0	0	0	0	0	0	0	0	0	0	0	0
9.2 Pet insurance plans	0	0	0	0	0	0	0	0	0	0	0	0
10. Financial guaranty	0	0	0	0	0	0	0	0	0	0	0	0
11.1 Medical professional liability - occurrence	0	0	0	0	0	0	0	0	0	0	0	0
11.2 Medical professional liability - claims-made	0	0	0	0	0	0	0	0	0	0	0	0
12. Earthquake	0	0	0	0	0	0	0	0	0	0	0	0
13.1 Comprehensive (hospital and medical) ind (b)	0	0	0	0	0	0	0	0	0	0	0	0
13.2 Comprehensive (hospital and medical) group (b)	0	0	0	0	0	0	0	0	0	0	0	0
14. Credit A&H (group and Individual)	0	0	0	0	0	0	0	0	0	0	0	0
15.1 Vision only (b)	0	0	0	0	0	0	0	0	0	0	0	0
15.2 Dental only (b)	0	0	0	0	0	0	0	0	0	0	0	0
15.3 Disability income (b)	0	0	0	0	0	0	0	0	0	0	0	0
15.4 Medicare supplement (b)	0	0	0	0	0	0	0	0	0	0	0	0
15.5 Medicaid Title XIX (b)	0	0	0	0	0	0	0	0	0	0	0	0
15.6 Medicare Title XVIII (b)	0	0	0	0	0	0	0	0	0	0	0	0
15.7 Long-term care (b)	0	0	0	0	0	0	0	0	0	0	0	0
15.8 Federal employees health benefits plan (b)	0	0	0	0	0	0	0	0	0	0	0	0
15.9 Other health (b)	0	0	0	0	0	0	0	0	0	0	0	0
16. Workers' compensation	0	0	0	0	0	0	0	0	0	0	0	0
17.1 Other liability - occurrence	0	0	0	0	0	0	0	0	0	0	0	0
17.2 Other liability - claims-Made	0	0	0	0	0	0	0	0	0	0	0	0
17.3 Excess workers' compensation	0	0	0	0	0	0	0	0	0	0	0	0
18.1 Products liability - occurrence	0	0	0	0	0	0	0	0	0	0	0	0
18.2 Products liability - claims-made	0	0	0	0	0	0	0	0	0	0	0	0
19.1 Private passenger auto no-fault (personal injury protection)	0	0	0	0	0	0	0	0	0	0	0	0
19.2 Other private passenger auto liability	0	0	0	0	0	0	0	0	0	0	0	0
19.3 Commercial auto no-fault (personal injury protection)	0	0	0	0	0	0	0	0	0	0	0	0
19.4 Other commercial auto liability	0	0	0	0	0	0	0	0	0	0	0	0
21.1 Private passenger auto physical damage	0	0	0	0	0	0	0	0	0	0	0	0
21.2 Commercial auto physical damage	0	0	0	0	0	0	0	0	0	0	0	0
22. Aircraft (all perils)	0	0	0	0	0	0	0	0	0	0	0	0
23. Fidelity	0	0	0	0	0	0	0	0	0	0	0	0
24. Surety	0	0	0	0	0	0	0	0	0	0	0	0
26. Burglary and theft	0	0	0	0	0	0	0	0	0	0	0	0
27. Boiler and machinery	0	0	0	0	0	0	0	0	0	0	0	0
28. Credit	0	0	0	0	0	0	0	0	0	0	0	0
29. International	0	0	0	0	0	0	0	0	0	0	0	0
30. Warranty	0	0	0	0	0	0	0	0	0	0	0	0
31. Reins nonproportional assumed property	XXX	XXX	XXX	XXX	XXX	XXX	XXX	XXX	XXX	XXX	XXX	XXX
32. Reins nonproportional assumed liability	XXX	XXX	XXX	XXX	XXX	XXX	XXX	XXX	XXX	XXX	XXX	XXX
33. Reins nonproportional assumed financial lines	XXX	XXX	XXX	XXX	XXX	XXX	XXX	XXX	XXX	XXX	XXX	XXX
34. Aggregate write-ins for other lines of business	0	0	0	0	0	0	0	0	0	0	0	0
35. Total (a)	0	0	0	0	0	0	0	0	0	0	0	0
DETAILS OF WRITE-INS												
3401.												
3402.												
3403.												
3498. Summary of remaining write-ins for Line 34 from overflow page	0	0	0	0	0	0	0	0	0	0	0	0
3499. Totals (Lines 3401 through 3403 plus 3498)(Line 34 above)	0	0	0	0	0	0	0	0	0	0	0	0

(a) Finance and service charges not included in Lines 1 to 35 \$ 0

(b) For health business on indicated lines report: Number of persons insured under PPO managed care products 0 and number of persons insured under indemnity only products 0

19.NY



ANNUAL STATEMENT FOR THE YEAR 2025 OF THE TRIUMPHE CASUALTY COMPANY
EXHIBIT OF PREMIUMS AND LOSSES (Statutory Page 14)

NAIC Group Code 0084

BUSINESS IN THE STATE OF North Carolina

DURING THE YEAR 2025

NAIC Company Code 41106

Line of Business	Gross Premiums, Including Policy and Membership Fees, Less Return Premiums and Premiums on Policies not Taken		3 Dividends Paid or Credited to Policyholders on Direct Business	4 Direct Unearned Premium Reserves	5 Direct Losses Paid (deducting salvage)	6 Direct Losses Incurred	7 Direct Losses Unpaid	8 Direct Defense and Cost Containment Expense Paid	9 Direct Defense and Cost Containment Expense Incurred	10 Direct Defense and Cost Containment Expense Unpaid	11 Commissions and Brokerage Expenses	12 Taxes, Licenses and Fees
	1 Direct Premiums Written	2 Direct Premiums Earned										
1. Fire	0	0	0	0	0	0	0	0	0	0	0	0
2.1 Allied lines	0	0	0	0	0	0	0	0	0	0	0	0
2.2 Multiple peril crop	0	0	0	0	0	0	0	0	0	0	0	0
2.3 Federal flood	0	0	0	0	0	0	0	0	0	0	0	0
2.4 Private crop	0	0	0	0	0	0	0	0	0	0	0	0
2.5 Private flood	0	0	0	0	0	0	0	0	0	0	0	0
3. Farmowners multiple peril	0	0	0	0	0	0	0	0	0	0	0	0
4. Homeowners multiple peril	0	0	0	0	0	0	0	0	0	0	0	0
5.1 Commercial multiple peril (non-liability portion)	0	0	0	0	0	0	0	0	0	0	0	0
5.2 Commercial multiple peril (liability portion)	0	0	0	0	0	0	0	0	0	0	0	0
6. Mortgage guaranty	0	0	0	0	0	0	0	0	0	0	0	0
8. Ocean marine	0	0	0	0	0	0	0	0	0	0	0	0
9.1 Inland marine	0	0	0	0	0	0	0	0	0	0	0	0
9.2 Pet insurance plans	0	0	0	0	0	0	0	0	0	0	0	0
10. Financial guaranty	0	0	0	0	0	0	0	0	0	0	0	0
11.1 Medical professional liability - occurrence	0	0	0	0	0	0	0	0	0	0	0	0
11.2 Medical professional liability - claims-made	0	0	0	0	0	0	0	0	0	0	0	0
12. Earthquake	0	0	0	0	0	0	0	0	0	0	0	0
13.1 Comprehensive (hospital and medical) ind (b)	0	0	0	0	0	0	0	0	0	0	0	0
13.2 Comprehensive (hospital and medical) group (b)	0	0	0	0	0	0	0	0	0	0	0	0
14. Credit A&H (group and Individual)	0	0	0	0	0	0	0	0	0	0	0	0
15.1 Vision only (b)	0	0	0	0	0	0	0	0	0	0	0	0
15.2 Dental only (b)	0	0	0	0	0	0	0	0	0	0	0	0
15.3 Disability income (b)	0	0	0	0	0	0	0	0	0	0	0	0
15.4 Medicare supplement (b)	0	0	0	0	0	0	0	0	0	0	0	0
15.5 Medicaid Title XIX (b)	0	0	0	0	0	0	0	0	0	0	0	0
15.6 Medicare Title XVIII (b)	0	0	0	0	0	0	0	0	0	0	0	0
15.7 Long-term care (b)	0	0	0	0	0	0	0	0	0	0	0	0
15.8 Federal employees health benefits plan (b)	0	0	0	0	0	0	0	0	0	0	0	0
15.9 Other health (b)	0	0	0	0	0	0	0	0	0	0	0	0
16. Workers' compensation	1,905,615	1,624,966	0	969,978	665,715	944,610	2,611,288	63,117	114,138	390,161	163,583	62,746
17.1 Other liability - occurrence	0	0	0	0	0	129	129	0	29	29	0	0
17.2 Other liability - claims-Made	0	0	0	0	0	0	0	0	0	0	0	0
17.3 Excess workers' compensation	0	0	0	0	0	0	0	0	0	0	0	0
18.1 Products liability - occurrence	0	0	0	0	0	0	0	0	0	0	0	0
18.2 Products liability - claims-made	0	0	0	0	0	0	0	0	0	0	0	0
19.1 Private passenger auto no-fault (personal injury protection)	0	0	0	0	0	0	0	0	0	0	0	0
19.2 Other private passenger auto liability	0	0	0	0	0	0	0	0	0	0	0	0
19.3 Commercial auto no-fault (personal injury protection)	0	0	0	0	0	0	0	0	0	0	0	0
19.4 Other commercial auto liability	0	0	0	0	0	56	56	0	(1,521)	14	0	0
21.1 Private passenger auto physical damage	0	0	0	0	0	0	0	0	0	0	0	0
21.2 Commercial auto physical damage	0	0	0	0	0	52	52	0	2	2	0	0
22. Aircraft (all perils)	0	0	0	0	0	0	0	0	0	0	0	0
23. Fidelity	0	0	0	0	0	0	0	0	0	0	0	0
24. Surety	0	0	0	0	0	0	0	0	0	0	0	0
26. Burglary and theft	0	0	0	0	0	0	0	0	0	0	0	0
27. Boiler and machinery	0	0	0	0	0	0	0	0	0	0	0	0
28. Credit	0	0	0	0	0	0	0	0	0	0	0	0
29. International	0	0	0	0	0	0	0	0	0	0	0	0
30. Warranty	0	0	0	0	0	0	0	0	0	0	0	0
31. Reins nonproportional assumed property	XXX	XXX	XXX	XXX	XXX	XXX	XXX	XXX	XXX	XXX	XXX	XXX
32. Reins nonproportional assumed liability	XXX	XXX	XXX	XXX	XXX	XXX	XXX	XXX	XXX	XXX	XXX	XXX
33. Reins nonproportional assumed financial lines	XXX	XXX	XXX	XXX	XXX	XXX	XXX	XXX	XXX	XXX	XXX	XXX
34. Aggregate write-ins for other lines of business	0	0	0	0	0	0	0	0	0	0	0	0
35. Total (a)	1,905,615	1,624,966	0	969,978	665,715	944,846	2,611,525	63,117	112,648	390,207	163,583	62,746
DETAILS OF WRITE-INS												
3401.												
3402.												
3403.												
3498. Summary of remaining write-ins for Line 34 from overflow page	0	0	0	0	0	0	0	0	0	0	0	0
3499. Totals (Lines 3401 through 3403 plus 3498)(Line 34 above)	0	0	0	0	0	0	0	0	0	0	0	0

(a) Finance and service charges not included in Lines 1 to 35 \$ 0

(b) For health business on indicated lines report: Number of persons insured under PPO managed care products 0 and number of persons insured under indemnity only products 0

19 NC



ANNUAL STATEMENT FOR THE YEAR 2025 OF THE TRIUMPHE CASUALTY COMPANY
EXHIBIT OF PREMIUMS AND LOSSES (Statutory Page 14)

NAIC Group Code 0084

BUSINESS IN THE STATE OF North Dakota

DURING THE YEAR 2025

NAIC Company Code 41106

Line of Business	Gross Premiums, Including Policy and Membership Fees, Less Return Premiums and Premiums on Policies not Taken		3 Dividends Paid or Credited to Policyholders on Direct Business	4 Direct Unearned Premium Reserves	5 Direct Losses Paid (deducting salvage)	6 Direct Losses Incurred	7 Direct Losses Unpaid	8 Direct Defense and Cost Containment Expense Paid	9 Direct Defense and Cost Containment Expense Incurred	10 Direct Defense and Cost Containment Expense Unpaid	11 Commissions and Brokerage Expenses	12 Taxes, Licenses and Fees
	1 Direct Premiums Written	2 Direct Premiums Earned										
1. Fire	0	0	0	0	0	0	0	0	0	0	0	0
2.1 Allied lines	0	0	0	0	0	0	0	0	0	0	0	0
2.2 Multiple peril crop	0	0	0	0	0	0	0	0	0	0	0	0
2.3 Federal flood	0	0	0	0	0	0	0	0	0	0	0	0
2.4 Private crop	0	0	0	0	0	0	0	0	0	0	0	0
2.5 Private flood	0	0	0	0	0	0	0	0	0	0	0	0
3. Farmowners multiple peril	0	0	0	0	0	0	0	0	0	0	0	0
4. Homeowners multiple peril	0	0	0	0	0	0	0	0	0	0	0	0
5.1 Commercial multiple peril (non-liability portion)	0	0	0	0	0	0	0	0	0	0	0	0
5.2 Commercial multiple peril (liability portion)	0	0	0	0	0	0	0	0	0	0	0	0
6. Mortgage guaranty	0	0	0	0	0	0	0	0	0	0	0	0
8. Ocean marine	0	0	0	0	0	0	0	0	0	0	0	0
9.1 Inland marine	0	0	0	0	0	0	0	0	0	0	0	0
9.2 Pet insurance plans	0	0	0	0	0	0	0	0	0	0	0	0
10. Financial guaranty	0	0	0	0	0	0	0	0	0	0	0	0
11.1 Medical professional liability - occurrence	0	0	0	0	0	0	0	0	0	0	0	0
11.2 Medical professional liability - claims-made	0	0	0	0	0	0	0	0	0	0	0	0
12. Earthquake	0	0	0	0	0	0	0	0	0	0	0	0
13.1 Comprehensive (hospital and medical) ind (b)	0	0	0	0	0	0	0	0	0	0	0	0
13.2 Comprehensive (hospital and medical) group (b)	0	0	0	0	0	0	0	0	0	0	0	0
14. Credit A&H (group and Individual)	0	0	0	0	0	0	0	0	0	0	0	0
15.1 Vision only (b)	0	0	0	0	0	0	0	0	0	0	0	0
15.2 Dental only (b)	0	0	0	0	0	0	0	0	0	0	0	0
15.3 Disability income (b)	0	0	0	0	0	0	0	0	0	0	0	0
15.4 Medicare supplement (b)	0	0	0	0	0	0	0	0	0	0	0	0
15.5 Medicaid Title XIX (b)	0	0	0	0	0	0	0	0	0	0	0	0
15.6 Medicare Title XVIII (b)	0	0	0	0	0	0	0	0	0	0	0	0
15.7 Long-term care (b)	0	0	0	0	0	0	0	0	0	0	0	0
15.8 Federal employees health benefits plan (b)	0	0	0	0	0	0	0	0	0	0	0	0
15.9 Other health (b)	0	0	0	0	0	0	0	0	0	0	0	0
16. Workers' compensation	0	0	0	0	0	0	0	0	0	0	0	0
17.1 Other liability - occurrence	0	0	0	0	0	19	19	0	4	4	0	0
17.2 Other liability - claims-Made	0	0	0	0	0	0	0	0	0	0	0	0
17.3 Excess workers' compensation	0	0	0	0	0	0	0	0	0	0	0	0
18.1 Products liability - occurrence	0	0	0	0	0	0	0	0	0	0	0	0
18.2 Products liability - claims-made	0	0	0	0	0	0	0	0	0	0	0	0
19.1 Private passenger auto no-fault (personal injury protection)	0	0	0	0	0	0	0	0	0	0	0	0
19.2 Other private passenger auto liability	0	0	0	0	0	8	8	0	7	7	0	0
19.3 Commercial auto no-fault (personal injury protection)	0	0	0	0	0	0	0	0	0	0	0	0
19.4 Other commercial auto liability	0	0	0	0	0	0	0	0	0	0	0	0
21.1 Private passenger auto physical damage	0	0	0	0	0	2	2	0	0	0	0	0
21.2 Commercial auto physical damage	0	0	0	0	0	0	0	0	0	0	0	0
22. Aircraft (all perils)	0	0	0	0	0	0	0	0	0	0	0	0
23. Fidelity	0	0	0	0	0	0	0	0	0	0	0	0
24. Surety	0	0	0	0	0	0	0	0	0	0	0	0
26. Burglary and theft	0	0	0	0	0	0	0	0	0	0	0	0
27. Boiler and machinery	0	0	0	0	0	0	0	0	0	0	0	0
28. Credit	0	0	0	0	0	0	0	0	0	0	0	0
29. International	0	0	0	0	0	0	0	0	0	0	0	0
30. Warranty	0	0	0	0	0	0	0	0	0	0	0	0
31. Reins nonproportional assumed property	XXX	XXX	XXX	XXX	XXX	XXX	XXX	XXX	XXX	XXX	XXX	XXX
32. Reins nonproportional assumed liability	XXX	XXX	XXX	XXX	XXX	XXX	XXX	XXX	XXX	XXX	XXX	XXX
33. Reins nonproportional assumed financial lines	XXX	XXX	XXX	XXX	XXX	XXX	XXX	XXX	XXX	XXX	XXX	XXX
34. Aggregate write-ins for other lines of business	0	0	0	0	0	0	0	0	0	0	0	0
35. Total (a)	0	0	0	0	0	29	29	0	12	12	0	0
DETAILS OF WRITE-INS												
3401.												
3402.												
3403.												
3498. Summary of remaining write-ins for Line 34 from overflow page	0	0	0	0	0	0	0	0	0	0	0	0
3499. Totals (Lines 3401 through 3403 plus 3498)(Line 34 above)	0	0	0	0	0	0	0	0	0	0	0	0

(a) Finance and service charges not included in Lines 1 to 35 \$ 0

(b) For health business on indicated lines report: Number of persons insured under PPO managed care products 0 and number of persons insured under indemnity only products 0

19 ND



ANNUAL STATEMENT FOR THE YEAR 2025 OF THE TRIUMPHE CASUALTY COMPANY
EXHIBIT OF PREMIUMS AND LOSSES (Statutory Page 14)

NAIC Group Code 0084

BUSINESS IN THE STATE OF Ohio

DURING THE YEAR 2025

NAIC Company Code 41106

Line of Business	Gross Premiums, Including Policy and Membership Fees, Less Return Premiums and Premiums on Policies not Taken		3 Dividends Paid or Credited to Policyholders on Direct Business	4 Direct Unearned Premium Reserves	5 Direct Losses Paid (deducting salvage)	6 Direct Losses Incurred	7 Direct Losses Unpaid	8 Direct Defense and Cost Containment Expense Paid	9 Direct Defense and Cost Containment Expense Incurred	10 Direct Defense and Cost Containment Expense Unpaid	11 Commissions and Brokerage Expenses	12 Taxes, Licenses and Fees
	1 Direct Premiums Written	2 Direct Premiums Earned										
1. Fire	0	0	0	0	0	0	0	0	0	0	0	0
2.1 Allied lines	0	0	0	0	0	0	0	0	0	0	0	0
2.2 Multiple peril crop	0	0	0	0	0	0	0	0	0	0	0	0
2.3 Federal flood	0	0	0	0	0	0	0	0	0	0	0	0
2.4 Private crop	0	0	0	0	0	0	0	0	0	0	0	0
2.5 Private flood	0	0	0	0	0	0	0	0	0	0	0	0
3. Farmowners multiple peril	0	0	0	0	0	0	0	0	0	0	0	0
4. Homeowners multiple peril	0	0	0	0	0	0	0	0	0	0	0	0
5.1 Commercial multiple peril (non-liability portion)	0	0	0	0	0	0	0	0	0	0	0	0
5.2 Commercial multiple peril (liability portion)	0	0	0	0	0	0	0	0	0	0	0	0
6. Mortgage guaranty	0	0	0	0	0	0	0	0	0	0	0	0
8. Ocean marine	0	0	0	0	0	0	0	0	0	0	0	0
9.1 Inland marine	0	0	0	0	0	0	0	0	0	0	0	0
9.2 Pet insurance plans	0	0	0	0	0	0	0	0	0	0	0	0
10. Financial guaranty	0	0	0	0	0	0	0	0	0	0	0	0
11.1 Medical professional liability - occurrence	0	0	0	0	0	0	0	0	0	0	0	0
11.2 Medical professional liability - claims-made	0	0	0	0	0	0	0	0	0	0	0	0
12. Earthquake	0	0	0	0	0	0	0	0	0	0	0	0
13.1 Comprehensive (hospital and medical) ind (b)	0	0	0	0	0	0	0	0	0	0	0	0
13.2 Comprehensive (hospital and medical) group (b)	0	0	0	0	0	0	0	0	0	0	0	0
14. Credit A&H (group and Individual)	0	0	0	0	0	0	0	0	0	0	0	0
15.1 Vision only (b)	0	0	0	0	0	0	0	0	0	0	0	0
15.2 Dental only (b)	0	0	0	0	0	0	0	0	0	0	0	0
15.3 Disability income (b)	0	0	0	0	0	0	0	0	0	0	0	0
15.4 Medicare supplement (b)	0	0	0	0	0	0	0	0	0	0	0	0
15.5 Medicaid Title XIX (b)	0	0	0	0	0	0	0	0	0	0	0	0
15.6 Medicare Title XVIII (b)	0	0	0	0	0	0	0	0	0	0	0	0
15.7 Long-term care (b)	0	0	0	0	0	0	0	0	0	0	0	0
15.8 Federal employees health benefits plan (b)	0	0	0	0	0	0	0	0	0	0	0	0
15.9 Other health (b)	0	0	0	0	0	0	0	0	0	0	0	0
16. Workers' compensation	0	0	0	0	0	0	0	0	0	0	0	0
17.1 Other liability - occurrence	0	0	0	0	0	52	52	0	12	12	0	0
17.2 Other liability - claims-Made	0	0	0	0	0	0	0	0	0	0	0	0
17.3 Excess workers' compensation	0	0	0	0	0	0	0	0	0	0	0	0
18.1 Products liability - occurrence	0	0	0	0	0	0	0	0	0	0	0	0
18.2 Products liability - claims-made	0	0	0	0	0	0	0	0	0	0	0	0
19.1 Private passenger auto no-fault (personal injury protection)	0	0	0	0	0	0	0	0	0	0	0	0
19.2 Other private passenger auto liability	0	0	0	0	0	28	28	0	26	26	0	0
19.3 Commercial auto no-fault (personal injury protection)	0	0	0	0	0	0	0	0	0	0	0	0
19.4 Other commercial auto liability	0	0	0	0	0	0	0	0	0	0	0	0
21.1 Private passenger auto physical damage	0	0	0	0	0	8	8	0	0	0	0	0
21.2 Commercial auto physical damage	0	0	0	0	0	0	0	0	0	0	0	0
22. Aircraft (all perils)	0	0	0	0	0	0	0	0	0	0	0	0
23. Fidelity	0	0	0	0	0	0	0	0	0	0	0	0
24. Surety	0	0	0	0	0	0	0	0	0	0	0	0
26. Burglary and theft	0	0	0	0	0	0	0	0	0	0	0	0
27. Boiler and machinery	0	0	0	0	0	0	0	0	0	0	0	0
28. Credit	0	0	0	0	0	0	0	0	0	0	0	0
29. International	0	0	0	0	0	0	0	0	0	0	0	0
30. Warranty	0	0	0	0	0	0	0	0	0	0	0	0
31. Reins nonproportional assumed property	XXX	XXX	XXX	XXX	XXX	XXX	XXX	XXX	XXX	XXX	XXX	XXX
32. Reins nonproportional assumed liability	XXX	XXX	XXX	XXX	XXX	XXX	XXX	XXX	XXX	XXX	XXX	XXX
33. Reins nonproportional assumed financial lines	XXX	XXX	XXX	XXX	XXX	XXX	XXX	XXX	XXX	XXX	XXX	XXX
34. Aggregate write-ins for other lines of business	0	0	0	0	0	0	0	0	0	0	0	0
35. Total (a)	0	0	0	0	0	88	88	0	38	38	0	0
DETAILS OF WRITE-INS												
3401.												
3402.												
3403.												
3498. Summary of remaining write-ins for Line 34 from overflow page	0	0	0	0	0	0	0	0	0	0	0	0
3499. Totals (Lines 3401 through 3403 plus 3498)(Line 34 above)	0	0	0	0	0	0	0	0	0	0	0	0

(a) Finance and service charges not included in Lines 1 to 35 \$ 0

(b) For health business on indicated lines report: Number of persons insured under PPO managed care products 0 and number of persons insured under indemnity only products 0

19 OH



ANNUAL STATEMENT FOR THE YEAR 2025 OF THE TRIUMPHE CASUALTY COMPANY
EXHIBIT OF PREMIUMS AND LOSSES (Statutory Page 14)

NAIC Group Code 0084

BUSINESS IN THE STATE OF Oklahoma

DURING THE YEAR 2025

NAIC Company Code 41106

Line of Business	Gross Premiums, Including Policy and Membership Fees, Less Return Premiums and Premiums on Policies not Taken		3 Dividends Paid or Credited to Policyholders on Direct Business	4 Direct Unearned Premium Reserves	5 Direct Losses Paid (deducting salvage)	6 Direct Losses Incurred	7 Direct Losses Unpaid	8 Direct Defense and Cost Containment Expense Paid	9 Direct Defense and Cost Containment Expense Incurred	10 Direct Defense and Cost Containment Expense Unpaid	11 Commissions and Brokerage Expenses	12 Taxes, Licenses and Fees
	1 Direct Premiums Written	2 Direct Premiums Earned										
1. Fire	0	0	0	0	0	0	0	0	0	0	0	0
2.1 Allied lines	0	0	0	0	0	0	0	0	0	0	0	0
2.2 Multiple peril crop	0	0	0	0	0	0	0	0	0	0	0	0
2.3 Federal flood	0	0	0	0	0	0	0	0	0	0	0	0
2.4 Private crop	0	0	0	0	0	0	0	0	0	0	0	0
2.5 Private flood	0	0	0	0	0	0	0	0	0	0	0	0
3. Farmowners multiple peril	0	0	0	0	0	0	0	0	0	0	0	0
4. Homeowners multiple peril	0	0	0	0	0	0	0	0	0	0	0	0
5.1 Commercial multiple peril (non-liability portion)	0	0	0	0	0	0	0	0	0	0	0	0
5.2 Commercial multiple peril (liability portion)	0	0	0	0	0	0	0	0	0	0	0	0
6. Mortgage guaranty	0	0	0	0	0	0	0	0	0	0	0	0
8. Ocean marine	0	0	0	0	0	0	0	0	0	0	0	0
9.1 Inland marine	0	0	0	0	0	0	0	0	0	0	0	0
9.2 Pet insurance plans	0	0	0	0	0	0	0	0	0	0	0	0
10. Financial guaranty	0	0	0	0	0	0	0	0	0	0	0	0
11.1 Medical professional liability - occurrence	0	0	0	0	0	0	0	0	0	0	0	0
11.2 Medical professional liability - claims-made	0	0	0	0	0	0	0	0	0	0	0	0
12. Earthquake	0	0	0	0	0	0	0	0	0	0	0	0
13.1 Comprehensive (hospital and medical) ind (b)	0	0	0	0	0	0	0	0	0	0	0	0
13.2 Comprehensive (hospital and medical) group (b)	0	0	0	0	0	0	0	0	0	0	0	0
14. Credit A&H (group and Individual)	0	0	0	0	0	0	0	0	0	0	0	0
15.1 Vision only (b)	0	0	0	0	0	0	0	0	0	0	0	0
15.2 Dental only (b)	0	0	0	0	0	0	0	0	0	0	0	0
15.3 Disability income (b)	0	0	0	0	0	0	0	0	0	0	0	0
15.4 Medicare supplement (b)	0	0	0	0	0	0	0	0	0	0	0	0
15.5 Medicaid Title XIX (b)	0	0	0	0	0	0	0	0	0	0	0	0
15.6 Medicare Title XVIII (b)	0	0	0	0	0	0	0	0	0	0	0	0
15.7 Long-term care (b)	0	0	0	0	0	0	0	0	0	0	0	0
15.8 Federal employees health benefits plan (b)	0	0	0	0	0	0	0	0	0	0	0	0
15.9 Other health (b)	0	0	0	0	0	0	0	0	0	0	0	0
16. Workers' compensation	1,334,563	1,291,059	0	377,105	151,794	443,472	1,370,414	18,719	33,233	190,279	81,831	35,736
17.1 Other liability - occurrence	0	0	0	0	0	104	104	0	23	23	0	0
17.2 Other liability - claims-Made	0	0	0	0	0	0	0	0	0	0	0	0
17.3 Excess workers' compensation	0	0	0	0	0	0	0	0	0	0	0	0
18.1 Products liability - occurrence	0	0	0	0	0	0	0	0	0	0	0	0
18.2 Products liability - claims-made	0	0	0	0	0	0	0	0	0	0	0	0
19.1 Private passenger auto no-fault (personal injury protection)	0	0	0	0	0	0	0	0	0	0	0	0
19.2 Other private passenger auto liability	0	0	0	0	0	103	103	0	95	95	0	0
19.3 Commercial auto no-fault (personal injury protection)	0	0	0	0	0	0	0	0	0	0	0	0
19.4 Other commercial auto liability	0	0	0	0	0	0	0	0	0	0	0	0
21.1 Private passenger auto physical damage	0	0	0	0	0	21	21	0	1	1	0	0
21.2 Commercial auto physical damage	0	0	0	0	0	0	0	0	0	0	0	0
22. Aircraft (all perils)	0	0	0	0	0	0	0	0	0	0	0	0
23. Fidelity	0	0	0	0	0	0	0	0	0	0	0	0
24. Surety	0	0	0	0	0	0	0	0	0	0	0	0
26. Burglary and theft	0	0	0	0	0	0	0	0	0	0	0	0
27. Boiler and machinery	0	0	0	0	0	0	0	0	0	0	0	0
28. Credit	0	0	0	0	0	0	0	0	0	0	0	0
29. International	0	0	0	0	0	0	0	0	0	0	0	0
30. Warranty	0	0	0	0	0	0	0	0	0	0	0	0
31. Reins nonproportional assumed property	XXX	XXX	XXX	XXX	XXX	XXX	XXX	XXX	XXX	XXX	XXX	XXX
32. Reins nonproportional assumed liability	XXX	XXX	XXX	XXX	XXX	XXX	XXX	XXX	XXX	XXX	XXX	XXX
33. Reins nonproportional assumed financial lines	XXX	XXX	XXX	XXX	XXX	XXX	XXX	XXX	XXX	XXX	XXX	XXX
34. Aggregate write-ins for other lines of business	0	0	0	0	0	0	0	0	0	0	0	0
35. Total (a)	1,334,563	1,291,059	0	377,105	151,794	443,700	1,370,641	18,719	33,352	190,398	81,831	35,736
DETAILS OF WRITE-INS												
3401.												
3402.												
3403.												
3498. Summary of remaining write-ins for Line 34 from overflow page	0	0	0	0	0	0	0	0	0	0	0	0
3499. Totals (Lines 3401 through 3403 plus 3498)(Line 34 above)	0	0	0	0	0	0	0	0	0	0	0	0

(a) Finance and service charges not included in Lines 1 to 35 \$ 0

(b) For health business on indicated lines report: Number of persons insured under PPO managed care products 0 and number of persons insured under indemnity only products 0

19 OK



ANNUAL STATEMENT FOR THE YEAR 2025 OF THE TRIUMPHE CASUALTY COMPANY
EXHIBIT OF PREMIUMS AND LOSSES (Statutory Page 14)

NAIC Group Code 0084

BUSINESS IN THE STATE OF Oregon

DURING THE YEAR 2025

NAIC Company Code 41106

Line of Business	Gross Premiums, Including Policy and Membership Fees, Less Return Premiums and Premiums on Policies not Taken		3 Dividends Paid or Credited to Policyholders on Direct Business	4 Direct Unearned Premium Reserves	5 Direct Losses Paid (deducting salvage)	6 Direct Losses Incurred	7 Direct Losses Unpaid	8 Direct Defense and Cost Containment Expense Paid	9 Direct Defense and Cost Containment Expense Incurred	10 Direct Defense and Cost Containment Expense Unpaid	11 Commissions and Brokerage Expenses	12 Taxes, Licenses and Fees
	1 Direct Premiums Written	2 Direct Premiums Earned										
1. Fire	0	0	0	0	0	0	0	0	0	0	0	0
2.1 Allied lines	0	0	0	0	0	0	0	0	0	0	0	0
2.2 Multiple peril crop	0	0	0	0	0	0	0	0	0	0	0	0
2.3 Federal flood	0	0	0	0	0	0	0	0	0	0	0	0
2.4 Private crop	0	0	0	0	0	0	0	0	0	0	0	0
2.5 Private flood	0	0	0	0	0	0	0	0	0	0	0	0
3. Farmowners multiple peril	0	0	0	0	0	0	0	0	0	0	0	0
4. Homeowners multiple peril	0	0	0	0	0	0	0	0	0	0	0	0
5.1 Commercial multiple peril (non-liability portion)	0	0	0	0	0	0	0	0	0	0	0	0
5.2 Commercial multiple peril (liability portion)	0	0	0	0	0	0	0	0	0	0	0	0
6. Mortgage guaranty	0	0	0	0	0	0	0	0	0	0	0	0
8. Ocean marine	0	0	0	0	0	0	0	0	0	0	0	0
9.1 Inland marine	0	0	0	0	0	0	0	0	0	0	0	0
9.2 Pet insurance plans	0	0	0	0	0	0	0	0	0	0	0	0
10. Financial guaranty	0	0	0	0	0	0	0	0	0	0	0	0
11.1 Medical professional liability - occurrence	0	0	0	0	0	0	0	0	0	0	0	0
11.2 Medical professional liability - claims-made	0	0	0	0	0	0	0	0	0	0	0	0
12. Earthquake	0	0	0	0	0	0	0	0	0	0	0	0
13.1 Comprehensive (hospital and medical) ind (b)	0	0	0	0	0	0	0	0	0	0	0	0
13.2 Comprehensive (hospital and medical) group (b)	0	0	0	0	0	0	0	0	0	0	0	0
14. Credit A&H (group and Individual)	0	0	0	0	0	0	0	0	0	0	0	0
15.1 Vision only (b)	0	0	0	0	0	0	0	0	0	0	0	0
15.2 Dental only (b)	0	0	0	0	0	0	0	0	0	0	0	0
15.3 Disability income (b)	0	0	0	0	0	0	0	0	0	0	0	0
15.4 Medicare supplement (b)	0	0	0	0	0	0	0	0	0	0	0	0
15.5 Medicaid Title XIX (b)	0	0	0	0	0	0	0	0	0	0	0	0
15.6 Medicare Title XVIII (b)	0	0	0	0	0	0	0	0	0	0	0	0
15.7 Long-term care (b)	0	0	0	0	0	0	0	0	0	0	0	0
15.8 Federal employees health benefits plan (b)	0	0	0	0	0	0	0	0	0	0	0	0
15.9 Other health (b)	0	0	0	0	0	0	0	0	0	0	0	0
16. Workers' compensation	165,647	132,387	0	72,206	6,726	28,504	129,994	5,558	4,189	15,897	15,058	849
17.1 Other liability - occurrence	0	0	0	0	0	256	256	0	58	58	0	0
17.2 Other liability - claims-Made	0	0	0	0	0	0	0	0	0	0	0	0
17.3 Excess workers' compensation	0	0	0	0	0	0	0	0	0	0	0	0
18.1 Products liability - occurrence	0	0	0	0	0	0	0	0	0	0	0	0
18.2 Products liability - claims-made	0	0	0	0	0	0	0	0	0	0	0	0
19.1 Private passenger auto no-fault (personal injury protection)	0	0	0	0	0	0	0	0	0	0	0	0
19.2 Other private passenger auto liability	0	0	0	0	0	168	168	0	156	156	0	0
19.3 Commercial auto no-fault (personal injury protection)	0	0	0	0	0	0	0	0	0	0	0	0
19.4 Other commercial auto liability	0	0	0	0	0	0	0	0	0	0	0	0
21.1 Private passenger auto physical damage	0	0	0	0	0	21	21	0	1	1	0	0
21.2 Commercial auto physical damage	0	0	0	0	0	0	0	0	0	0	0	0
22. Aircraft (all perils)	0	0	0	0	0	0	0	0	0	0	0	0
23. Fidelity	0	0	0	0	0	0	0	0	0	0	0	0
24. Surety	0	0	0	0	0	0	0	0	0	0	0	0
26. Burglary and theft	0	0	0	0	0	0	0	0	0	0	0	0
27. Boiler and machinery	0	0	0	0	0	0	0	0	0	0	0	0
28. Credit	0	0	0	0	0	0	0	0	0	0	0	0
29. International	0	0	0	0	0	0	0	0	0	0	0	0
30. Warranty	0	0	0	0	0	0	0	0	0	0	0	0
31. Reins nonproportional assumed property	XXX	XXX	XXX	XXX	XXX	XXX	XXX	XXX	XXX	XXX	XXX	XXX
32. Reins nonproportional assumed liability	XXX	XXX	XXX	XXX	XXX	XXX	XXX	XXX	XXX	XXX	XXX	XXX
33. Reins nonproportional assumed financial lines	XXX	XXX	XXX	XXX	XXX	XXX	XXX	XXX	XXX	XXX	XXX	XXX
34. Aggregate write-ins for other lines of business	0	0	0	0	0	0	0	0	0	0	0	0
35. Total (a)	165,647	132,387	0	72,206	6,726	28,949	130,439	5,558	4,403	16,111	15,058	849
DETAILS OF WRITE-INS												
3401.												
3402.												
3403.												
3498. Summary of remaining write-ins for Line 34 from overflow page	0	0	0	0	0	0	0	0	0	0	0	0
3499. Totals (Lines 3401 through 3403 plus 3498)(Line 34 above)	0	0	0	0	0	0	0	0	0	0	0	0

(a) Finance and service charges not included in Lines 1 to 35 \$ 0

(b) For health business on indicated lines report: Number of persons insured under PPO managed care products 0 and number of persons insured under indemnity only products 0

19 OR



ANNUAL STATEMENT FOR THE YEAR 2025 OF THE TRIUMPH CASUALTY COMPANY
EXHIBIT OF PREMIUMS AND LOSSES (Statutory Page 14)

NAIC Group Code 0084

BUSINESS IN THE STATE OF Pennsylvania

DURING THE YEAR 2025

NAIC Company Code 41106

Line of Business	Gross Premiums, Including Policy and Membership Fees, Less Return Premiums and Premiums on Policies not Taken		3 Dividends Paid or Credited to Policyholders on Direct Business	4 Direct Unearned Premium Reserves	5 Direct Losses Paid (deducting salvage)	6 Direct Losses Incurred	7 Direct Losses Unpaid	8 Direct Defense and Cost Containment Expense Paid	9 Direct Defense and Cost Containment Expense Incurred	10 Direct Defense and Cost Containment Expense Unpaid	11 Commissions and Brokerage Expenses	12 Taxes, Licenses and Fees
	1 Direct Premiums Written	2 Direct Premiums Earned										
1. Fire	0	0	0	0	0	0	0	0	0	0	0	0
2.1 Allied lines	0	0	0	0	0	0	0	0	0	0	0	0
2.2 Multiple peril crop	0	0	0	0	0	0	0	0	0	0	0	0
2.3 Federal flood	0	0	0	0	0	0	0	0	0	0	0	0
2.4 Private crop	0	0	0	0	0	0	0	0	0	0	0	0
2.5 Private flood	0	0	0	0	0	0	0	0	0	0	0	0
3. Farmowners multiple peril	0	0	0	0	0	0	0	0	0	0	0	0
4. Homeowners multiple peril	0	0	0	0	0	0	0	0	0	0	0	0
5.1 Commercial multiple peril (non-liability portion)	0	0	0	0	0	0	0	0	0	0	0	0
5.2 Commercial multiple peril (liability portion)	0	0	0	0	0	0	0	0	0	0	0	0
6. Mortgage guaranty	0	0	0	0	0	0	0	0	0	0	0	0
8. Ocean marine	0	0	0	0	0	0	0	0	0	0	0	0
9.1 Inland marine	0	0	0	0	0	0	0	0	0	0	0	0
9.2 Pet insurance plans	0	0	0	0	0	0	0	0	0	0	0	0
10. Financial guaranty	0	0	0	0	0	0	0	0	0	0	0	0
11.1 Medical professional liability - occurrence	0	0	0	0	0	0	0	0	0	0	0	0
11.2 Medical professional liability - claims-made	0	0	0	0	0	0	0	0	0	0	0	0
12. Earthquake	0	0	0	0	0	0	0	0	0	0	0	0
13.1 Comprehensive (hospital and medical) ind (b)	0	0	0	0	0	0	0	0	0	0	0	0
13.2 Comprehensive (hospital and medical) group (b)	0	0	0	0	0	0	0	0	0	0	0	0
14. Credit A&H (group and Individual)	0	0	0	0	0	0	0	0	0	0	0	0
15.1 Vision only (b)	0	0	0	0	0	0	0	0	0	0	0	0
15.2 Dental only (b)	0	0	0	0	0	0	0	0	0	0	0	0
15.3 Disability income (b)	0	0	0	0	0	0	0	0	0	0	0	0
15.4 Medicare supplement (b)	0	0	0	0	0	0	0	0	0	0	0	0
15.5 Medicaid Title XIX (b)	0	0	0	0	0	0	0	0	0	0	0	0
15.6 Medicare Title XVIII (b)	0	0	0	0	0	0	0	0	0	0	0	0
15.7 Long-term care (b)	0	0	0	0	0	0	0	0	0	0	0	0
15.8 Federal employees health benefits plan (b)	0	0	0	0	0	0	0	0	0	0	0	0
15.9 Other health (b)	0	0	0	0	0	0	0	0	0	0	0	0
16. Workers' compensation	4,989,391	5,021,320	0	1,329,685	2,893,784	1,721,247	6,081,672	216,817	46,613	731,900	298,301	106,447
17.1 Other liability - occurrence	0	0	0	0	0	142	142	0	32	32	0	0
17.2 Other liability - claims-Made	0	0	0	0	0	0	0	0	0	0	0	0
17.3 Excess workers' compensation	0	0	0	0	0	0	0	0	0	0	0	0
18.1 Products liability - occurrence	0	0	0	0	0	0	0	0	0	0	0	0
18.2 Products liability - claims-made	0	0	0	0	0	0	0	0	0	0	0	0
19.1 Private passenger auto no-fault (personal injury protection)	0	0	0	0	0	0	0	0	0	0	0	0
19.2 Other private passenger auto liability	0	0	0	0	0	110	110	0	102	102	0	0
19.3 Commercial auto no-fault (personal injury protection)	0	0	0	0	0	0	0	0	0	0	0	0
19.4 Other commercial auto liability	0	0	0	0	0	0	0	0	0	0	0	0
21.1 Private passenger auto physical damage	0	0	0	0	0	20	20	0	1	1	0	0
21.2 Commercial auto physical damage	0	0	0	0	0	0	0	0	0	0	0	0
22. Aircraft (all perils)	0	0	0	0	0	0	0	0	0	0	0	0
23. Fidelity	0	0	0	0	0	0	0	0	0	0	0	0
24. Surety	0	0	0	0	0	0	0	0	0	0	0	0
26. Burglary and theft	0	0	0	0	0	0	0	0	0	0	0	0
27. Boiler and machinery	0	0	0	0	0	0	0	0	0	0	0	0
28. Credit	0	0	0	0	0	0	0	0	0	0	0	0
29. International	0	0	0	0	0	0	0	0	0	0	0	0
30. Warranty	0	0	0	0	0	0	0	0	0	0	0	0
31. Reins nonproportional assumed property	XXX	XXX	XXX	XXX	XXX	XXX	XXX	XXX	XXX	XXX	XXX	XXX
32. Reins nonproportional assumed liability	XXX	XXX	XXX	XXX	XXX	XXX	XXX	XXX	XXX	XXX	XXX	XXX
33. Reins nonproportional assumed financial lines	XXX	XXX	XXX	XXX	XXX	XXX	XXX	XXX	XXX	XXX	XXX	XXX
34. Aggregate write-ins for other lines of business	0	0	0	0	0	0	0	0	0	0	0	0
35. Total (a)	4,989,391	5,021,320	0	1,329,685	2,893,784	1,721,520	6,081,944	216,817	46,748	732,035	298,301	106,447
DETAILS OF WRITE-INS												
3401.												
3402.												
3403.												
3498. Summary of remaining write-ins for Line 34 from overflow page	0	0	0	0	0	0	0	0	0	0	0	0
3499. Totals (Lines 3401 through 3403 plus 3498)(Line 34 above)	0	0	0	0	0	0	0	0	0	0	0	0

(a) Finance and service charges not included in Lines 1 to 35 \$ 0

(b) For health business on indicated lines report: Number of persons insured under PPO managed care products 0 and number of persons insured under indemnity only products 0

19 PA



ANNUAL STATEMENT FOR THE YEAR 2025 OF THE TRIUMPHE CASUALTY COMPANY
EXHIBIT OF PREMIUMS AND LOSSES (Statutory Page 14)

NAIC Group Code 0084

BUSINESS IN THE STATE OF Rhode Island

DURING THE YEAR 2025

NAIC Company Code 41106

Line of Business	Gross Premiums, Including Policy and Membership Fees, Less Return Premiums and Premiums on Policies not Taken		3 Dividends Paid or Credited to Policyholders on Direct Business	4 Direct Unearned Premium Reserves	5 Direct Losses Paid (deducting salvage)	6 Direct Losses Incurred	7 Direct Losses Unpaid	8 Direct Defense and Cost Containment Expense Paid	9 Direct Defense and Cost Containment Expense Incurred	10 Direct Defense and Cost Containment Expense Unpaid	11 Commissions and Brokerage Expenses	12 Taxes, Licenses and Fees
	1 Direct Premiums Written	2 Direct Premiums Earned										
1. Fire	0	0	0	0	0	0	0	0	0	0	0	0
2.1 Allied lines	0	0	0	0	0	0	0	0	0	0	0	0
2.2 Multiple peril crop	0	0	0	0	0	0	0	0	0	0	0	0
2.3 Federal flood	0	0	0	0	0	0	0	0	0	0	0	0
2.4 Private crop	0	0	0	0	0	0	0	0	0	0	0	0
2.5 Private flood	0	0	0	0	0	0	0	0	0	0	0	0
3. Farmowners multiple peril	0	0	0	0	0	0	0	0	0	0	0	0
4. Homeowners multiple peril	0	0	0	0	0	0	0	0	0	0	0	0
5.1 Commercial multiple peril (non-liability portion)	0	0	0	0	0	0	0	0	0	0	0	0
5.2 Commercial multiple peril (liability portion)	0	0	0	0	0	0	0	0	0	0	0	0
6. Mortgage guaranty	0	0	0	0	0	0	0	0	0	0	0	0
8. Ocean marine	0	0	0	0	0	0	0	0	0	0	0	0
9.1 Inland marine	0	0	0	0	0	0	0	0	0	0	0	0
9.2 Pet insurance plans	0	0	0	0	0	0	0	0	0	0	0	0
10. Financial guaranty	0	0	0	0	0	0	0	0	0	0	0	0
11.1 Medical professional liability - occurrence	0	0	0	0	0	0	0	0	0	0	0	0
11.2 Medical professional liability - claims-made	0	0	0	0	0	0	0	0	0	0	0	0
12. Earthquake	0	0	0	0	0	0	0	0	0	0	0	0
13.1 Comprehensive (hospital and medical) ind (b)	0	0	0	0	0	0	0	0	0	0	0	0
13.2 Comprehensive (hospital and medical) group (b)	0	0	0	0	0	0	0	0	0	0	0	0
14. Credit A&H (group and Individual)	0	0	0	0	0	0	0	0	0	0	0	0
15.1 Vision only (b)	0	0	0	0	0	0	0	0	0	0	0	0
15.2 Dental only (b)	0	0	0	0	0	0	0	0	0	0	0	0
15.3 Disability income (b)	0	0	0	0	0	0	0	0	0	0	0	0
15.4 Medicare supplement (b)	0	0	0	0	0	0	0	0	0	0	0	0
15.5 Medicaid Title XIX (b)	0	0	0	0	0	0	0	0	0	0	0	0
15.6 Medicare Title XVIII (b)	0	0	0	0	0	0	0	0	0	0	0	0
15.7 Long-term care (b)	0	0	0	0	0	0	0	0	0	0	0	0
15.8 Federal employees health benefits plan (b)	0	0	0	0	0	0	0	0	0	0	0	0
15.9 Other health (b)	0	0	0	0	0	0	0	0	0	0	0	0
16. Workers' compensation	(27,379)	172,747	0	0	93,363	102,138	254,685	17,627	21,526	46,366	(1,865)	(598)
17.1 Other liability - occurrence	0	0	0	0	0	0	0	0	0	0	0	0
17.2 Other liability - claims-Made	0	0	0	0	0	0	0	0	0	0	0	0
17.3 Excess workers' compensation	0	0	0	0	0	0	0	0	0	0	0	0
18.1 Products liability - occurrence	0	0	0	0	0	0	0	0	0	0	0	0
18.2 Products liability - claims-made	0	0	0	0	0	0	0	0	0	0	0	0
19.1 Private passenger auto no-fault (personal injury protection)	0	0	0	0	0	0	0	0	0	0	0	0
19.2 Other private passenger auto liability	0	0	0	0	0	0	0	0	0	0	0	0
19.3 Commercial auto no-fault (personal injury protection)	0	0	0	0	0	0	0	0	0	0	0	0
19.4 Other commercial auto liability	0	0	0	0	0	0	0	0	0	0	0	0
21.1 Private passenger auto physical damage	0	0	0	0	0	0	0	0	0	0	0	0
21.2 Commercial auto physical damage	0	0	0	0	0	0	0	0	0	0	0	0
22. Aircraft (all perils)	0	0	0	0	0	0	0	0	0	0	0	0
23. Fidelity	0	0	0	0	0	0	0	0	0	0	0	0
24. Surety	0	0	0	0	0	0	0	0	0	0	0	0
26. Burglary and theft	0	0	0	0	0	0	0	0	0	0	0	0
27. Boiler and machinery	0	0	0	0	0	0	0	0	0	0	0	0
28. Credit	0	0	0	0	0	0	0	0	0	0	0	0
29. International	0	0	0	0	0	0	0	0	0	0	0	0
30. Warranty	0	0	0	0	0	0	0	0	0	0	0	0
31. Reins nonproportional assumed property	XXX	XXX	XXX	XXX	XXX	XXX	XXX	XXX	XXX	XXX	XXX	XXX
32. Reins nonproportional assumed liability	XXX	XXX	XXX	XXX	XXX	XXX	XXX	XXX	XXX	XXX	XXX	XXX
33. Reins nonproportional assumed financial lines	XXX	XXX	XXX	XXX	XXX	XXX	XXX	XXX	XXX	XXX	XXX	XXX
34. Aggregate write-ins for other lines of business	0	0	0	0	0	0	0	0	0	0	0	0
35. Total (a)	(27,379)	172,747	0	0	93,363	102,138	254,685	17,627	21,526	46,366	(1,865)	(598)
DETAILS OF WRITE-INS												
3401.												
3402.												
3403.												
3498. Summary of remaining write-ins for Line 34 from overflow page	0	0	0	0	0	0	0	0	0	0	0	0
3499. Totals (Lines 3401 through 3403 plus 3498)(Line 34 above)	0	0	0	0	0	0	0	0	0	0	0	0

(a) Finance and service charges not included in Lines 1 to 35 \$ 0

(b) For health business on indicated lines report: Number of persons insured under PPO managed care products 0 and number of persons insured under indemnity only products 0

19.RI



ANNUAL STATEMENT FOR THE YEAR 2025 OF THE TRIUMPHE CASUALTY COMPANY
EXHIBIT OF PREMIUMS AND LOSSES (Statutory Page 14)

NAIC Group Code 0084

BUSINESS IN THE STATE OF South Carolina

DURING THE YEAR 2025

NAIC Company Code 41106

Line of Business	Gross Premiums, Including Policy and Membership Fees, Less Return Premiums and Premiums on Policies not Taken		3 Dividends Paid or Credited to Policyholders on Direct Business	4 Direct Unearned Premium Reserves	5 Direct Losses Paid (deducting salvage)	6 Direct Losses Incurred	7 Direct Losses Unpaid	8 Direct Defense and Cost Containment Expense Paid	9 Direct Defense and Cost Containment Expense Incurred	10 Direct Defense and Cost Containment Expense Unpaid	11 Commissions and Brokerage Expenses	12 Taxes, Licenses and Fees
	1 Direct Premiums Written	2 Direct Premiums Earned										
1. Fire	0	0	0	0	0	0	0	0	0	0	0	0
2.1 Allied lines	0	0	0	0	0	0	0	0	0	0	0	0
2.2 Multiple peril crop	0	0	0	0	0	0	0	0	0	0	0	0
2.3 Federal flood	0	0	0	0	0	0	0	0	0	0	0	0
2.4 Private crop	0	0	0	0	0	0	0	0	0	0	0	0
2.5 Private flood	0	0	0	0	0	0	0	0	0	0	0	0
3. Farmowners multiple peril	0	0	0	0	0	0	0	0	0	0	0	0
4. Homeowners multiple peril	0	0	0	0	0	0	0	0	0	0	0	0
5.1 Commercial multiple peril (non-liability portion)	0	0	0	0	0	0	0	0	0	0	0	0
5.2 Commercial multiple peril (liability portion)	0	0	0	0	0	0	0	0	0	0	0	0
6. Mortgage guaranty	0	0	0	0	0	0	0	0	0	0	0	0
8. Ocean marine	0	0	0	0	0	0	0	0	0	0	0	0
9.1 Inland marine	0	0	0	0	0	0	0	0	0	0	0	0
9.2 Pet insurance plans	0	0	0	0	0	0	0	0	0	0	0	0
10. Financial guaranty	0	0	0	0	0	0	0	0	0	0	0	0
11.1 Medical professional liability - occurrence	0	0	0	0	0	0	0	0	0	0	0	0
11.2 Medical professional liability - claims-made	0	0	0	0	0	0	0	0	0	0	0	0
12. Earthquake	0	0	0	0	0	0	0	0	0	0	0	0
13.1 Comprehensive (hospital and medical) ind (b)	0	0	0	0	0	0	0	0	0	0	0	0
13.2 Comprehensive (hospital and medical) group (b)	0	0	0	0	0	0	0	0	0	0	0	0
14. Credit A&H (group and Individual)	0	0	0	0	0	0	0	0	0	0	0	0
15.1 Vision only (b)	0	0	0	0	0	0	0	0	0	0	0	0
15.2 Dental only (b)	0	0	0	0	0	0	0	0	0	0	0	0
15.3 Disability income (b)	0	0	0	0	0	0	0	0	0	0	0	0
15.4 Medicare supplement (b)	0	0	0	0	0	0	0	0	0	0	0	0
15.5 Medicaid Title XIX (b)	0	0	0	0	0	0	0	0	0	0	0	0
15.6 Medicare Title XVIII (b)	0	0	0	0	0	0	0	0	0	0	0	0
15.7 Long-term care (b)	0	0	0	0	0	0	0	0	0	0	0	0
15.8 Federal employees health benefits plan (b)	0	0	0	0	0	0	0	0	0	0	0	0
15.9 Other health (b)	0	0	0	0	0	0	0	0	0	0	0	0
16. Workers' compensation	1,024,243	1,069,201	0	326,235	345,310	554,837	1,241,459	45,350	71,370	170,532	80,970	27,478
17.1 Other liability - occurrence	0	0	0	0	0	81	81	0	18	18	0	0
17.2 Other liability - claims-Made	0	0	0	0	0	0	0	0	0	0	0	0
17.3 Excess workers' compensation	0	0	0	0	0	0	0	0	0	0	0	0
18.1 Products liability - occurrence	0	0	0	0	0	0	0	0	0	0	0	0
18.2 Products liability - claims-made	0	0	0	0	0	0	0	0	0	0	0	0
19.1 Private passenger auto no-fault (personal injury protection)	0	0	0	0	0	0	0	0	0	0	0	0
19.2 Other private passenger auto liability	0	0	0	0	0	67	67	0	63	63	0	0
19.3 Commercial auto no-fault (personal injury protection)	0	0	0	0	0	0	0	0	0	0	0	0
19.4 Other commercial auto liability	0	0	0	0	0	345	345	0	87	87	0	0
21.1 Private passenger auto physical damage	0	0	0	0	0	8	8	0	0	0	0	0
21.2 Commercial auto physical damage	0	0	0	0	0	10	10	0	0	0	0	0
22. Aircraft (all perils)	0	0	0	0	0	0	0	0	0	0	0	0
23. Fidelity	0	0	0	0	0	0	0	0	0	0	0	0
24. Surety	0	0	0	0	0	0	0	0	0	0	0	0
26. Burglary and theft	0	0	0	0	0	0	0	0	0	0	0	0
27. Boiler and machinery	0	0	0	0	0	0	0	0	0	0	0	0
28. Credit	0	0	0	0	0	0	0	0	0	0	0	0
29. International	0	0	0	0	0	0	0	0	0	0	0	0
30. Warranty	0	0	0	0	0	0	0	0	0	0	0	0
31. Reins nonproportional assumed property	XXX	XXX	XXX	XXX	XXX	XXX	XXX	XXX	XXX	XXX	XXX	XXX
32. Reins nonproportional assumed liability	XXX	XXX	XXX	XXX	XXX	XXX	XXX	XXX	XXX	XXX	XXX	XXX
33. Reins nonproportional assumed financial lines	XXX	XXX	XXX	XXX	XXX	XXX	XXX	XXX	XXX	XXX	XXX	XXX
34. Aggregate write-ins for other lines of business	0	0	0	0	0	0	0	0	0	0	0	0
35. Total (a)	1,024,243	1,069,201	0	326,235	345,310	555,348	1,241,970	45,350	71,539	170,701	80,970	27,478
DETAILS OF WRITE-INS												
3401.												
3402.												
3403.												
3498. Summary of remaining write-ins for Line 34 from overflow page	0	0	0	0	0	0	0	0	0	0	0	0
3499. Totals (Lines 3401 through 3403 plus 3498)(Line 34 above)	0	0	0	0	0	0	0	0	0	0	0	0

(a) Finance and service charges not included in Lines 1 to 35 \$ 0

(b) For health business on indicated lines report: Number of persons insured under PPO managed care products 0 and number of persons insured under indemnity only products 0

19 SC



ANNUAL STATEMENT FOR THE YEAR 2025 OF THE TRIUMPHE CASUALTY COMPANY
EXHIBIT OF PREMIUMS AND LOSSES (Statutory Page 14)

NAIC Group Code 0084

BUSINESS IN THE STATE OF South Dakota

DURING THE YEAR 2025

NAIC Company Code 41106

Line of Business	Gross Premiums, Including Policy and Membership Fees, Less Return Premiums and Premiums on Policies not Taken		3 Dividends Paid or Credited to Policyholders on Direct Business	4 Direct Unearned Premium Reserves	5 Direct Losses Paid (deducting salvage)	6 Direct Losses Incurred	7 Direct Losses Unpaid	8 Direct Defense and Cost Containment Expense Paid	9 Direct Defense and Cost Containment Expense Incurred	10 Direct Defense and Cost Containment Expense Unpaid	11 Commissions and Brokerage Expenses	12 Taxes, Licenses and Fees
	1 Direct Premiums Written	2 Direct Premiums Earned										
1. Fire	0	0	0	0	0	0	0	0	0	0	0	0
2.1 Allied lines	0	0	0	0	0	0	0	0	0	0	0	0
2.2 Multiple peril crop	0	0	0	0	0	0	0	0	0	0	0	0
2.3 Federal flood	0	0	0	0	0	0	0	0	0	0	0	0
2.4 Private crop	0	0	0	0	0	0	0	0	0	0	0	0
2.5 Private flood	0	0	0	0	0	0	0	0	0	0	0	0
3. Farmowners multiple peril	0	0	0	0	0	0	0	0	0	0	0	0
4. Homeowners multiple peril	0	0	0	0	0	0	0	0	0	0	0	0
5.1 Commercial multiple peril (non-liability portion)	0	0	0	0	0	0	0	0	0	0	0	0
5.2 Commercial multiple peril (liability portion)	0	0	0	0	0	0	0	0	0	0	0	0
6. Mortgage guaranty	0	0	0	0	0	0	0	0	0	0	0	0
8. Ocean marine	0	0	0	0	0	0	0	0	0	0	0	0
9.1 Inland marine	0	0	0	0	0	0	0	0	0	0	0	0
9.2 Pet insurance plans	0	0	0	0	0	0	0	0	0	0	0	0
10. Financial guaranty	0	0	0	0	0	0	0	0	0	0	0	0
11.1 Medical professional liability - occurrence	0	0	0	0	0	0	0	0	0	0	0	0
11.2 Medical professional liability - claims-made	0	0	0	0	0	0	0	0	0	0	0	0
12. Earthquake	0	0	0	0	0	0	0	0	0	0	0	0
13.1 Comprehensive (hospital and medical) ind (b)	0	0	0	0	0	0	0	0	0	0	0	0
13.2 Comprehensive (hospital and medical) group (b)	0	0	0	0	0	0	0	0	0	0	0	0
14. Credit A&H (group and Individual)	0	0	0	0	0	0	0	0	0	0	0	0
15.1 Vision only (b)	0	0	0	0	0	0	0	0	0	0	0	0
15.2 Dental only (b)	0	0	0	0	0	0	0	0	0	0	0	0
15.3 Disability income (b)	0	0	0	0	0	0	0	0	0	0	0	0
15.4 Medicare supplement (b)	0	0	0	0	0	0	0	0	0	0	0	0
15.5 Medicaid Title XIX (b)	0	0	0	0	0	0	0	0	0	0	0	0
15.6 Medicare Title XVIII (b)	0	0	0	0	0	0	0	0	0	0	0	0
15.7 Long-term care (b)	0	0	0	0	0	0	0	0	0	0	0	0
15.8 Federal employees health benefits plan (b)	0	0	0	0	0	0	0	0	0	0	0	0
15.9 Other health (b)	0	0	0	0	0	0	0	0	0	0	0	0
16. Workers' compensation	219,520	219,073	0	19,471	10,969	144,123	175,257	4,418	29,981	31,924	15,404	7,794
17.1 Other liability - occurrence	0	0	0	0	0	(1,925)	2,136	0	(1,475)	482	0	0
17.2 Other liability - claims-Made	0	0	0	0	0	0	0	0	0	0	0	0
17.3 Excess workers' compensation	0	0	0	0	0	0	0	0	0	0	0	0
18.1 Products liability - occurrence	0	0	0	0	0	0	0	0	0	0	0	0
18.2 Products liability - claims-made	0	0	0	0	0	0	0	0	0	0	0	0
19.1 Private passenger auto no-fault (personal injury protection)	0	0	0	0	0	0	0	0	0	0	0	0
19.2 Other private passenger auto liability	0	0	0	0	0	471	471	0	437	437	0	0
19.3 Commercial auto no-fault (personal injury protection)	0	0	0	0	0	0	0	0	0	0	0	0
19.4 Other commercial auto liability	0	0	0	0	0	0	0	0	0	0	0	0
21.1 Private passenger auto physical damage	0	0	0	0	0	79	79	0	3	3	0	0
21.2 Commercial auto physical damage	0	0	0	0	0	0	0	0	0	0	0	0
22. Aircraft (all perils)	0	0	0	0	0	0	0	0	0	0	0	0
23. Fidelity	0	0	0	0	0	0	0	0	0	0	0	0
24. Surety	0	0	0	0	0	0	0	0	0	0	0	0
26. Burglary and theft	0	0	0	0	0	0	0	0	0	0	0	0
27. Boiler and machinery	0	0	0	0	0	0	0	0	0	0	0	0
28. Credit	0	0	0	0	0	0	0	0	0	0	0	0
29. International	0	0	0	0	0	0	0	0	0	0	0	0
30. Warranty	0	0	0	0	0	0	0	0	0	0	0	0
31. Reins nonproportional assumed property	XXX	XXX	XXX	XXX	XXX	XXX	XXX	XXX	XXX	XXX	XXX	XXX
32. Reins nonproportional assumed liability	XXX	XXX	XXX	XXX	XXX	XXX	XXX	XXX	XXX	XXX	XXX	XXX
33. Reins nonproportional assumed financial lines	XXX	XXX	XXX	XXX	XXX	XXX	XXX	XXX	XXX	XXX	XXX	XXX
34. Aggregate write-ins for other lines of business	0	0	0	0	0	0	0	0	0	0	0	0
35. Total (a)	219,520	219,073	0	19,471	10,969	142,749	177,942	4,418	28,946	32,846	15,404	7,794
DETAILS OF WRITE-INS												
3401.												
3402.												
3403.												
3498. Summary of remaining write-ins for Line 34 from overflow page	0	0	0	0	0	0	0	0	0	0	0	0
3499. Totals (Lines 3401 through 3403 plus 3498)(Line 34 above)	0	0	0	0	0	0	0	0	0	0	0	0

(a) Finance and service charges not included in Lines 1 to 35 \$ 0

(b) For health business on indicated lines report: Number of persons insured under PPO managed care products 0 and number of persons insured under indemnity only products 0

19 SD



ANNUAL STATEMENT FOR THE YEAR 2025 OF THE TRIUMPHE CASUALTY COMPANY

EXHIBIT OF PREMIUMS AND LOSSES (Statutory Page 14)

NAIC Group Code 0084

BUSINESS IN THE STATE OF Tennessee

DURING THE YEAR 2025

NAIC Company Code 41106

Table with 12 columns: Line of Business, Direct Premiums Written, Direct Premiums Earned, Dividends Paid or Credited to Policyholders on Direct Business, Direct Unearned Premium Reserves, Direct Losses Paid (deducting salvage), Direct Losses Incurred, Direct Losses Unpaid, Direct Defense and Cost Containment Expense Paid, Direct Defense and Cost Containment Expense Incurred, Direct Defense and Cost Containment Expense Unpaid, Commissions and Brokerage Expenses, Taxes, Licenses and Fees. Rows include various insurance categories like Fire, Multiple peril crop, Federal flood, etc., and a total row at the bottom.

(a) Finance and service charges not included in Lines 1 to 35 \$0
(b) For health business on indicated lines report: Number of persons insured under PPO managed care products0 and number of persons insured under indemnity only products0 .

19.TN



ANNUAL STATEMENT FOR THE YEAR 2025 OF THE TRIUMPHE CASUALTY COMPANY
EXHIBIT OF PREMIUMS AND LOSSES (Statutory Page 14)

NAIC Group Code 0084

BUSINESS IN THE STATE OF Texas

DURING THE YEAR 2025

NAIC Company Code 41106

Line of Business	Gross Premiums, Including Policy and Membership Fees, Less Return Premiums and Premiums on Policies not Taken		3 Dividends Paid or Credited to Policyholders on Direct Business	4 Direct Unearned Premium Reserves	5 Direct Losses Paid (deducting salvage)	6 Direct Losses Incurred	7 Direct Losses Unpaid	8 Direct Defense and Cost Containment Expense Paid	9 Direct Defense and Cost Containment Expense Incurred	10 Direct Defense and Cost Containment Expense Unpaid	11 Commissions and Brokerage Expenses	12 Taxes, Licenses and Fees
	1 Direct Premiums Written	2 Direct Premiums Earned										
1. Fire	0	0	0	0	0	0	0	0	0	0	0	0
2.1 Allied lines	0	0	0	0	0	0	0	0	0	0	0	0
2.2 Multiple peril crop	0	0	0	0	0	0	0	0	0	0	0	0
2.3 Federal flood	0	0	0	0	0	0	0	0	0	0	0	0
2.4 Private crop	0	0	0	0	0	0	0	0	0	0	0	0
2.5 Private flood	0	0	0	0	0	0	0	0	0	0	0	0
3. Farmowners multiple peril	0	0	0	0	0	0	0	0	0	0	0	0
4. Homeowners multiple peril	0	0	0	0	0	0	0	0	0	0	0	0
5.1 Commercial multiple peril (non-liability portion)	0	0	0	0	0	0	0	0	0	0	0	0
5.2 Commercial multiple peril (liability portion)	0	0	0	0	0	0	0	0	0	0	0	0
6. Mortgage guaranty	0	0	0	0	0	0	0	0	0	0	0	0
8. Ocean marine	0	0	0	0	0	0	0	0	0	0	0	0
9.1 Inland marine	0	0	0	0	0	0	0	0	0	0	0	0
9.2 Pet insurance plans	0	0	0	0	0	0	0	0	0	0	0	0
10. Financial guaranty	0	0	0	0	0	0	0	0	0	0	0	0
11.1 Medical professional liability - occurrence	0	0	0	0	0	0	0	0	0	0	0	0
11.2 Medical professional liability - claims-made	0	0	0	0	0	0	0	0	0	0	0	0
12. Earthquake	0	0	0	0	0	0	0	0	0	0	0	0
13.1 Comprehensive (hospital and medical) ind (b)	0	0	0	0	0	0	0	0	0	0	0	0
13.2 Comprehensive (hospital and medical) group (b)	0	0	0	0	0	0	0	0	0	0	0	0
14. Credit A&H (group and Individual)	0	0	0	0	0	0	0	0	0	0	0	0
15.1 Vision only (b)	0	0	0	0	0	0	0	0	0	0	0	0
15.2 Dental only (b)	0	0	0	0	0	0	0	0	0	0	0	0
15.3 Disability income (b)	0	0	0	0	0	0	0	0	0	0	0	0
15.4 Medicare supplement (b)	0	0	0	0	0	0	0	0	0	0	0	0
15.5 Medicaid Title XIX (b)	0	0	0	0	0	0	0	0	0	0	0	0
15.6 Medicare Title XVIII (b)	0	0	0	0	0	0	0	0	0	0	0	0
15.7 Long-term care (b)	0	0	0	0	0	0	0	0	0	0	0	0
15.8 Federal employees health benefits plan (b)	0	0	0	0	0	0	0	0	0	0	0	0
15.9 Other health (b)	0	0	0	0	0	0	0	0	0	0	0	0
16. Workers' compensation	2,108,410	1,563,485	0	957,634	941,215	1,800,018	2,335,592	139,333	289,870	322,810	159,718	81,865
17.1 Other liability - occurrence	0	0	0	0	0	(1,332)	2,729	0	(1,342)	615	0	0
17.2 Other liability - claims-Made	0	0	0	0	0	0	0	0	0	0	0	0
17.3 Excess workers' compensation	0	0	0	0	0	0	0	0	0	0	0	0
18.1 Products liability - occurrence	0	0	0	0	0	0	0	0	0	0	0	0
18.2 Products liability - claims-made	0	0	0	0	0	0	0	0	0	0	0	0
19.1 Private passenger auto no-fault (personal injury protection)	0	0	0	0	0	0	0	0	0	0	0	0
19.2 Other private passenger auto liability	0	0	0	0	0	1,070	1,070	0	993	993	0	0
19.3 Commercial auto no-fault (personal injury protection)	0	0	0	0	0	0	0	0	0	0	0	0
19.4 Other commercial auto liability	0	0	0	0	0	0	78	0	20	20	0	0
21.1 Private passenger auto physical damage	0	0	0	0	0	186	186	0	8	8	0	0
21.2 Commercial auto physical damage	0	0	0	0	0	3	3	0	0	0	0	0
22. Aircraft (all perils)	0	0	0	0	0	0	0	0	0	0	0	0
23. Fidelity	0	0	0	0	0	0	0	0	0	0	0	0
24. Surety	0	0	0	0	0	0	0	0	0	0	0	0
26. Burglary and theft	0	0	0	0	0	0	0	0	0	0	0	0
27. Boiler and machinery	0	0	0	0	0	0	0	0	0	0	0	0
28. Credit	0	0	0	0	0	0	0	0	0	0	0	0
29. International	0	0	0	0	0	0	0	0	0	0	0	0
30. Warranty	0	0	0	0	0	0	0	0	0	0	0	0
31. Reins nonproportional assumed property	XXX	XXX	XXX	XXX	XXX	XXX	XXX	XXX	XXX	XXX	XXX	XXX
32. Reins nonproportional assumed liability	XXX	XXX	XXX	XXX	XXX	XXX	XXX	XXX	XXX	XXX	XXX	XXX
33. Reins nonproportional assumed financial lines	XXX	XXX	XXX	XXX	XXX	XXX	XXX	XXX	XXX	XXX	XXX	XXX
34. Aggregate write-ins for other lines of business	0	0	0	0	0	0	0	0	0	0	0	0
35. Total (a)	2,108,410	1,563,485	0	957,634	941,215	1,800,024	2,339,659	139,333	289,550	324,447	159,718	81,865
DETAILS OF WRITE-INS												
3401.												
3402.												
3403.												
3498. Summary of remaining write-ins for Line 34 from overflow page	0	0	0	0	0	0	0	0	0	0	0	0
3499. Totals (Lines 3401 through 3403 plus 3498)(Line 34 above)	0	0	0	0	0	0	0	0	0	0	0	0

(a) Finance and service charges not included in Lines 1 to 35 \$ 0

(b) For health business on indicated lines report: Number of persons insured under PPO managed care products 0 and number of persons insured under indemnity only products 0

19.TX



ANNUAL STATEMENT FOR THE YEAR 2025 OF THE TRIUMPHE CASUALTY COMPANY
EXHIBIT OF PREMIUMS AND LOSSES (Statutory Page 14)

NAIC Group Code 0084

BUSINESS IN THE STATE OF Utah

DURING THE YEAR 2025

NAIC Company Code 41106

Line of Business	Gross Premiums, Including Policy and Membership Fees, Less Return Premiums and Premiums on Policies not Taken		3 Dividends Paid or Credited to Policyholders on Direct Business	4 Direct Unearned Premium Reserves	5 Direct Losses Paid (deducting salvage)	6 Direct Losses Incurred	7 Direct Losses Unpaid	8 Direct Defense and Cost Containment Expense Paid	9 Direct Defense and Cost Containment Expense Incurred	10 Direct Defense and Cost Containment Expense Unpaid	11 Commissions and Brokerage Expenses	12 Taxes, Licenses and Fees
	1 Direct Premiums Written	2 Direct Premiums Earned										
1. Fire	0	0	0	0	0	0	0	0	0	0	0	0
2.1 Allied lines	0	0	0	0	0	0	0	0	0	0	0	0
2.2 Multiple peril crop	0	0	0	0	0	0	0	0	0	0	0	0
2.3 Federal flood	0	0	0	0	0	0	0	0	0	0	0	0
2.4 Private crop	0	0	0	0	0	0	0	0	0	0	0	0
2.5 Private flood	0	0	0	0	0	0	0	0	0	0	0	0
3. Farmowners multiple peril	0	0	0	0	0	0	0	0	0	0	0	0
4. Homeowners multiple peril	0	0	0	0	0	0	0	0	0	0	0	0
5.1 Commercial multiple peril (non-liability portion)	0	0	0	0	0	0	0	0	0	0	0	0
5.2 Commercial multiple peril (liability portion)	0	0	0	0	0	0	0	0	0	0	0	0
6. Mortgage guaranty	0	0	0	0	0	0	0	0	0	0	0	0
8. Ocean marine	0	0	0	0	0	0	0	0	0	0	0	0
9.1 Inland marine	0	0	0	0	0	0	0	0	0	0	0	0
9.2 Pet insurance plans	0	0	0	0	0	0	0	0	0	0	0	0
10. Financial guaranty	0	0	0	0	0	0	0	0	0	0	0	0
11.1 Medical professional liability - occurrence	0	0	0	0	0	0	0	0	0	0	0	0
11.2 Medical professional liability - claims-made	0	0	0	0	0	0	0	0	0	0	0	0
12. Earthquake	0	0	0	0	0	0	0	0	0	0	0	0
13.1 Comprehensive (hospital and medical) ind (b)	0	0	0	0	0	0	0	0	0	0	0	0
13.2 Comprehensive (hospital and medical) group (b)	0	0	0	0	0	0	0	0	0	0	0	0
14. Credit A&H (group and Individual)	0	0	0	0	0	0	0	0	0	0	0	0
15.1 Vision only (b)	0	0	0	0	0	0	0	0	0	0	0	0
15.2 Dental only (b)	0	0	0	0	0	0	0	0	0	0	0	0
15.3 Disability income (b)	0	0	0	0	0	0	0	0	0	0	0	0
15.4 Medicare supplement (b)	0	0	0	0	0	0	0	0	0	0	0	0
15.5 Medicaid Title XIX (b)	0	0	0	0	0	0	0	0	0	0	0	0
15.6 Medicare Title XVIII (b)	0	0	0	0	0	0	0	0	0	0	0	0
15.7 Long-term care (b)	0	0	0	0	0	0	0	0	0	0	0	0
15.8 Federal employees health benefits plan (b)	0	0	0	0	0	0	0	0	0	0	0	0
15.9 Other health (b)	0	0	0	0	0	0	0	0	0	0	0	0
16. Workers' compensation	3,505,999	3,328,864	0	1,274,329	1,005,973	(1,226,772)	5,269,194	156,414	66,567	512,149	246,166	102,824
17.1 Other liability - occurrence	0	0	0	0	0	30	30	0	7	7	0	0
17.2 Other liability - claims-Made	0	0	0	0	0	0	0	0	0	0	0	0
17.3 Excess workers' compensation	0	0	0	0	0	0	0	0	0	0	0	0
18.1 Products liability - occurrence	0	0	0	0	0	0	0	0	0	0	0	0
18.2 Products liability - claims-made	0	0	0	0	0	0	0	0	0	0	0	0
19.1 Private passenger auto no-fault (personal injury protection)	0	0	0	0	0	0	0	0	0	0	0	0
19.2 Other private passenger auto liability	0	0	0	0	0	16	16	0	15	15	0	0
19.3 Commercial auto no-fault (personal injury protection)	0	0	0	0	0	0	0	0	0	0	0	0
19.4 Other commercial auto liability	0	0	0	0	0	0	0	0	0	0	0	0
21.1 Private passenger auto physical damage	0	0	0	0	0	2	2	0	0	0	0	0
21.2 Commercial auto physical damage	0	0	0	0	0	0	0	0	0	0	0	0
22. Aircraft (all perils)	0	0	0	0	0	0	0	0	0	0	0	0
23. Fidelity	0	0	0	0	0	0	0	0	0	0	0	0
24. Surety	0	0	0	0	0	0	0	0	0	0	0	0
26. Burglary and theft	0	0	0	0	0	0	0	0	0	0	0	0
27. Boiler and machinery	0	0	0	0	0	0	0	0	0	0	0	0
28. Credit	0	0	0	0	0	0	0	0	0	0	0	0
29. International	0	0	0	0	0	0	0	0	0	0	0	0
30. Warranty	0	0	0	0	0	0	0	0	0	0	0	0
31. Reins nonproportional assumed property	XXX	XXX	XXX	XXX	XXX	XXX	XXX	XXX	XXX	XXX	XXX	XXX
32. Reins nonproportional assumed liability	XXX	XXX	XXX	XXX	XXX	XXX	XXX	XXX	XXX	XXX	XXX	XXX
33. Reins nonproportional assumed financial lines	XXX	XXX	XXX	XXX	XXX	XXX	XXX	XXX	XXX	XXX	XXX	XXX
34. Aggregate write-ins for other lines of business	0	0	0	0	0	0	0	0	0	0	0	0
35. Total (a)	3,505,999	3,328,864	0	1,274,329	1,005,973	(1,226,725)	5,269,241	156,414	66,588	512,171	246,166	102,824
DETAILS OF WRITE-INS												
3401.												
3402.												
3403.												
3498. Summary of remaining write-ins for Line 34 from overflow page	0	0	0	0	0	0	0	0	0	0	0	0
3499. Totals (Lines 3401 through 3403 plus 3498)(Line 34 above)	0	0	0	0	0	0	0	0	0	0	0	0

(a) Finance and service charges not included in Lines 1 to 35 \$ 0

(b) For health business on indicated lines report: Number of persons insured under PPO managed care products 0 and number of persons insured under indemnity only products 0

19 UT



ANNUAL STATEMENT FOR THE YEAR 2025 OF THE TRIUMPHE CASUALTY COMPANY
EXHIBIT OF PREMIUMS AND LOSSES (Statutory Page 14)

NAIC Group Code 0084

BUSINESS IN THE STATE OF Vermont

DURING THE YEAR 2025

NAIC Company Code 41106

Line of Business	Gross Premiums, Including Policy and Membership Fees, Less Return Premiums and Premiums on Policies not Taken		3 Dividends Paid or Credited to Policyholders on Direct Business	4 Direct Unearned Premium Reserves	5 Direct Losses Paid (deducting salvage)	6 Direct Losses Incurred	7 Direct Losses Unpaid	8 Direct Defense and Cost Containment Expense Paid	9 Direct Defense and Cost Containment Expense Incurred	10 Direct Defense and Cost Containment Expense Unpaid	11 Commissions and Brokerage Expenses	12 Taxes, Licenses and Fees
	1 Direct Premiums Written	2 Direct Premiums Earned										
1. Fire	0	0	0	0	0	0	0	0	0	0	0	0
2.1 Allied lines	0	0	0	0	0	0	0	0	0	0	0	0
2.2 Multiple peril crop	0	0	0	0	0	0	0	0	0	0	0	0
2.3 Federal flood	0	0	0	0	0	0	0	0	0	0	0	0
2.4 Private crop	0	0	0	0	0	0	0	0	0	0	0	0
2.5 Private flood	0	0	0	0	0	0	0	0	0	0	0	0
3. Farmowners multiple peril	0	0	0	0	0	0	0	0	0	0	0	0
4. Homeowners multiple peril	0	0	0	0	0	0	0	0	0	0	0	0
5.1 Commercial multiple peril (non-liability portion)	0	0	0	0	0	0	0	0	0	0	0	0
5.2 Commercial multiple peril (liability portion)	0	0	0	0	0	0	0	0	0	0	0	0
6. Mortgage guaranty	0	0	0	0	0	0	0	0	0	0	0	0
8. Ocean marine	0	0	0	0	0	0	0	0	0	0	0	0
9.1 Inland marine	0	0	0	0	0	0	0	0	0	0	0	0
9.2 Pet insurance plans	0	0	0	0	0	0	0	0	0	0	0	0
10. Financial guaranty	0	0	0	0	0	0	0	0	0	0	0	0
11.1 Medical professional liability - occurrence	0	0	0	0	0	0	0	0	0	0	0	0
11.2 Medical professional liability - claims-made	0	0	0	0	0	0	0	0	0	0	0	0
12. Earthquake	0	0	0	0	0	0	0	0	0	0	0	0
13.1 Comprehensive (hospital and medical) ind (b)	0	0	0	0	0	0	0	0	0	0	0	0
13.2 Comprehensive (hospital and medical) group (b)	0	0	0	0	0	0	0	0	0	0	0	0
14. Credit A&H (group and Individual)	0	0	0	0	0	0	0	0	0	0	0	0
15.1 Vision only (b)	0	0	0	0	0	0	0	0	0	0	0	0
15.2 Dental only (b)	0	0	0	0	0	0	0	0	0	0	0	0
15.3 Disability income (b)	0	0	0	0	0	0	0	0	0	0	0	0
15.4 Medicare supplement (b)	0	0	0	0	0	0	0	0	0	0	0	0
15.5 Medicaid Title XIX (b)	0	0	0	0	0	0	0	0	0	0	0	0
15.6 Medicare Title XVIII (b)	0	0	0	0	0	0	0	0	0	0	0	0
15.7 Long-term care (b)	0	0	0	0	0	0	0	0	0	0	0	0
15.8 Federal employees health benefits plan (b)	0	0	0	0	0	0	0	0	0	0	0	0
15.9 Other health (b)	0	0	0	0	0	0	0	0	0	0	0	0
16. Workers' compensation	236,041	253,489	0	455	(1,187)	(121,401)	192,815	0	(19,572)	29,272	16,746	5,152
17.1 Other liability - occurrence	0	0	0	0	0	0	0	0	0	0	0	0
17.2 Other liability - claims-Made	0	0	0	0	0	0	0	0	0	0	0	0
17.3 Excess workers' compensation	0	0	0	0	0	0	0	0	0	0	0	0
18.1 Products liability - occurrence	0	0	0	0	0	0	0	0	0	0	0	0
18.2 Products liability - claims-made	0	0	0	0	0	0	0	0	0	0	0	0
19.1 Private passenger auto no-fault (personal injury protection)	0	0	0	0	0	0	0	0	0	0	0	0
19.2 Other private passenger auto liability	0	0	0	0	0	0	0	0	0	0	0	0
19.3 Commercial auto no-fault (personal injury protection)	0	0	0	0	0	0	0	0	0	0	0	0
19.4 Other commercial auto liability	0	0	0	0	0	0	0	0	0	0	0	0
21.1 Private passenger auto physical damage	0	0	0	0	0	0	0	0	0	0	0	0
21.2 Commercial auto physical damage	0	0	0	0	0	0	0	0	0	0	0	0
22. Aircraft (all perils)	0	0	0	0	0	0	0	0	0	0	0	0
23. Fidelity	0	0	0	0	0	0	0	0	0	0	0	0
24. Surety	0	0	0	0	0	0	0	0	0	0	0	0
26. Burglary and theft	0	0	0	0	0	0	0	0	0	0	0	0
27. Boiler and machinery	0	0	0	0	0	0	0	0	0	0	0	0
28. Credit	0	0	0	0	0	0	0	0	0	0	0	0
29. International	0	0	0	0	0	0	0	0	0	0	0	0
30. Warranty	0	0	0	0	0	0	0	0	0	0	0	0
31. Reins nonproportional assumed property	XXX	XXX	XXX	XXX	XXX	XXX	XXX	XXX	XXX	XXX	XXX	XXX
32. Reins nonproportional assumed liability	XXX	XXX	XXX	XXX	XXX	XXX	XXX	XXX	XXX	XXX	XXX	XXX
33. Reins nonproportional assumed financial lines	XXX	XXX	XXX	XXX	XXX	XXX	XXX	XXX	XXX	XXX	XXX	XXX
34. Aggregate write-ins for other lines of business	0	0	0	0	0	0	0	0	0	0	0	0
35. Total (a)	236,041	253,489	0	455	(1,187)	(121,401)	192,815	0	(19,572)	29,272	16,746	5,152
DETAILS OF WRITE-INS												
3401.												
3402.												
3403.												
3498. Summary of remaining write-ins for Line 34 from overflow page	0	0	0	0	0	0	0	0	0	0	0	0
3499. Totals (Lines 3401 through 3403 plus 3498)(Line 34 above)	0	0	0	0	0	0	0	0	0	0	0	0

(a) Finance and service charges not included in Lines 1 to 35 \$ 0

(b) For health business on indicated lines report: Number of persons insured under PPO managed care products 0 and number of persons insured under indemnity only products 0

19.VT



ANNUAL STATEMENT FOR THE YEAR 2025 OF THE TRIUMPHE CASUALTY COMPANY
EXHIBIT OF PREMIUMS AND LOSSES (Statutory Page 14)

NAIC Group Code 0084

BUSINESS IN THE STATE OF Virginia

DURING THE YEAR 2025

NAIC Company Code 41106

Line of Business	Gross Premiums, Including Policy and Membership Fees, Less Return Premiums and Premiums on Policies not Taken		3 Dividends Paid or Credited to Policyholders on Direct Business	4 Direct Unearned Premium Reserves	5 Direct Losses Paid (deducting salvage)	6 Direct Losses Incurred	7 Direct Losses Unpaid	8 Direct Defense and Cost Containment Expense Paid	9 Direct Defense and Cost Containment Expense Incurred	10 Direct Defense and Cost Containment Expense Unpaid	11 Commissions and Brokerage Expenses	12 Taxes, Licenses and Fees
	1 Direct Premiums Written	2 Direct Premiums Earned										
1. Fire	0	0	0	0	0	0	0	0	0	0	0	0
2.1 Allied lines	0	0	0	0	0	0	0	0	0	0	0	0
2.2 Multiple peril crop	0	0	0	0	0	0	0	0	0	0	0	0
2.3 Federal flood	0	0	0	0	0	0	0	0	0	0	0	0
2.4 Private crop	0	0	0	0	0	0	0	0	0	0	0	0
2.5 Private flood	0	0	0	0	0	0	0	0	0	0	0	0
3. Farmowners multiple peril	0	0	0	0	0	0	0	0	0	0	0	0
4. Homeowners multiple peril	0	0	0	0	0	0	0	0	0	0	0	0
5.1 Commercial multiple peril (non-liability portion)	0	0	0	0	0	0	0	0	0	0	0	0
5.2 Commercial multiple peril (liability portion)	0	0	0	0	0	0	0	0	0	0	0	0
6. Mortgage guaranty	0	0	0	0	0	0	0	0	0	0	0	0
8. Ocean marine	0	0	0	0	0	0	0	0	0	0	0	0
9.1 Inland marine	0	0	0	0	0	0	0	0	0	0	0	0
9.2 Pet insurance plans	0	0	0	0	0	0	0	0	0	0	0	0
10. Financial guaranty	0	0	0	0	0	0	0	0	0	0	0	0
11.1 Medical professional liability - occurrence	0	0	0	0	0	0	0	0	0	0	0	0
11.2 Medical professional liability - claims-made	0	0	0	0	0	0	0	0	0	0	0	0
12. Earthquake	0	0	0	0	0	0	0	0	0	0	0	0
13.1 Comprehensive (hospital and medical) ind (b)	0	0	0	0	0	0	0	0	0	0	0	0
13.2 Comprehensive (hospital and medical) group (b)	0	0	0	0	0	0	0	0	0	0	0	0
14. Credit A&H (group and Individual)	0	0	0	0	0	0	0	0	0	0	0	0
15.1 Vision only (b)	0	0	0	0	0	0	0	0	0	0	0	0
15.2 Dental only (b)	0	0	0	0	0	0	0	0	0	0	0	0
15.3 Disability income (b)	0	0	0	0	0	0	0	0	0	0	0	0
15.4 Medicare supplement (b)	0	0	0	0	0	0	0	0	0	0	0	0
15.5 Medicaid Title XIX (b)	0	0	0	0	0	0	0	0	0	0	0	0
15.6 Medicare Title XVIII (b)	0	0	0	0	0	0	0	0	0	0	0	0
15.7 Long-term care (b)	0	0	0	0	0	0	0	0	0	0	0	0
15.8 Federal employees health benefits plan (b)	0	0	0	0	0	0	0	0	0	0	0	0
15.9 Other health (b)	0	0	0	0	0	0	0	0	0	0	0	0
16. Workers' compensation	1,115,916	1,965,126	0	547,327	740,586	1,188,060	2,937,077	74,445	80,476	393,708	95,874	24,363
17.1 Other liability - occurrence	0	0	0	0	0	26	26	0	6	6	0	0
17.2 Other liability - claims-Made	0	0	0	0	0	0	0	0	0	0	0	0
17.3 Excess workers' compensation	0	0	0	0	0	0	0	0	0	0	0	0
18.1 Products liability - occurrence	0	0	0	0	0	0	0	0	0	0	0	0
18.2 Products liability - claims-made	0	0	0	0	0	0	0	0	0	0	0	0
19.1 Private passenger auto no-fault (personal injury protection)	0	0	0	0	0	0	0	0	0	0	0	0
19.2 Other private passenger auto liability	0	0	0	0	0	38	38	0	35	35	0	0
19.3 Commercial auto no-fault (personal injury protection)	0	0	0	0	0	0	0	0	0	0	0	0
19.4 Other commercial auto liability	0	0	0	0	0	0	0	0	0	0	0	0
21.1 Private passenger auto physical damage	0	0	0	0	0	5	5	0	0	0	0	0
21.2 Commercial auto physical damage	0	0	0	0	0	0	0	0	0	0	0	0
22. Aircraft (all perils)	0	0	0	0	0	0	0	0	0	0	0	0
23. Fidelity	0	0	0	0	0	0	0	0	0	0	0	0
24. Surety	0	0	0	0	0	0	0	0	0	0	0	0
26. Burglary and theft	0	0	0	0	0	0	0	0	0	0	0	0
27. Boiler and machinery	0	0	0	0	0	0	0	0	0	0	0	0
28. Credit	0	0	0	0	0	0	0	0	0	0	0	0
29. International	0	0	0	0	0	0	0	0	0	0	0	0
30. Warranty	0	0	0	0	0	0	0	0	0	0	0	0
31. Reins nonproportional assumed property	XXX	XXX	XXX	XXX	XXX	XXX	XXX	XXX	XXX	XXX	XXX	XXX
32. Reins nonproportional assumed liability	XXX	XXX	XXX	XXX	XXX	XXX	XXX	XXX	XXX	XXX	XXX	XXX
33. Reins nonproportional assumed financial lines	XXX	XXX	XXX	XXX	XXX	XXX	XXX	XXX	XXX	XXX	XXX	XXX
34. Aggregate write-ins for other lines of business	0	0	0	0	0	0	0	0	0	0	0	0
35. Total (a)	1,115,916	1,965,126	0	547,327	740,586	1,188,128	2,937,146	74,445	80,517	393,749	95,874	24,363
DETAILS OF WRITE-INS												
3401.												
3402.												
3403.												
3498. Summary of remaining write-ins for Line 34 from overflow page	0	0	0	0	0	0	0	0	0	0	0	0
3499. Totals (Lines 3401 through 3403 plus 3498)(Line 34 above)	0	0	0	0	0	0	0	0	0	0	0	0

(a) Finance and service charges not included in Lines 1 to 35 \$ 0

(b) For health business on indicated lines report: Number of persons insured under PPO managed care products 0 and number of persons insured under indemnity only products 0

19 VA



ANNUAL STATEMENT FOR THE YEAR 2025 OF THE TRIUMPHE CASUALTY COMPANY
EXHIBIT OF PREMIUMS AND LOSSES (Statutory Page 14)

NAIC Group Code 0084

BUSINESS IN THE STATE OF Washington

DURING THE YEAR 2025

NAIC Company Code 41106

Line of Business	Gross Premiums, Including Policy and Membership Fees, Less Return Premiums and Premiums on Policies not Taken		3 Dividends Paid or Credited to Policyholders on Direct Business	4 Direct Unearned Premium Reserves	5 Direct Losses Paid (deducting salvage)	6 Direct Losses Incurred	7 Direct Losses Unpaid	8 Direct Defense and Cost Containment Expense Paid	9 Direct Defense and Cost Containment Expense Incurred	10 Direct Defense and Cost Containment Expense Unpaid	11 Commissions and Brokerage Expenses	12 Taxes, Licenses and Fees
	1 Direct Premiums Written	2 Direct Premiums Earned										
1. Fire	0	0	0	0	0	0	0	0	0	0	0	0
2.1 Allied lines	0	0	0	0	0	0	0	0	0	0	0	0
2.2 Multiple peril crop	0	0	0	0	0	0	0	0	0	0	0	0
2.3 Federal flood	0	0	0	0	0	0	0	0	0	0	0	0
2.4 Private crop	0	0	0	0	0	0	0	0	0	0	0	0
2.5 Private flood	0	0	0	0	0	0	0	0	0	0	0	0
3. Farmowners multiple peril	0	0	0	0	0	0	0	0	0	0	0	0
4. Homeowners multiple peril	0	0	0	0	0	0	0	0	0	0	0	0
5.1 Commercial multiple peril (non-liability portion)	0	0	0	0	0	0	0	0	0	0	0	0
5.2 Commercial multiple peril (liability portion)	0	0	0	0	0	0	0	0	0	0	0	0
6. Mortgage guaranty	0	0	0	0	0	0	0	0	0	0	0	0
8. Ocean marine	0	0	0	0	0	0	0	0	0	0	0	0
9.1 Inland marine	0	0	0	0	0	0	0	0	0	0	0	0
9.2 Pet insurance plans	0	0	0	0	0	0	0	0	0	0	0	0
10. Financial guaranty	0	0	0	0	0	0	0	0	0	0	0	0
11.1 Medical professional liability - occurrence	0	0	0	0	0	0	0	0	0	0	0	0
11.2 Medical professional liability - claims-made	0	0	0	0	0	0	0	0	0	0	0	0
12. Earthquake	0	0	0	0	0	0	0	0	0	0	0	0
13.1 Comprehensive (hospital and medical) ind (b)	0	0	0	0	0	0	0	0	0	0	0	0
13.2 Comprehensive (hospital and medical) group (b)	0	0	0	0	0	0	0	0	0	0	0	0
14. Credit A&H (group and Individual)	0	0	0	0	0	0	0	0	0	0	0	0
15.1 Vision only (b)	0	0	0	0	0	0	0	0	0	0	0	0
15.2 Dental only (b)	0	0	0	0	0	0	0	0	0	0	0	0
15.3 Disability income (b)	0	0	0	0	0	0	0	0	0	0	0	0
15.4 Medicare supplement (b)	0	0	0	0	0	0	0	0	0	0	0	0
15.5 Medicaid Title XIX (b)	0	0	0	0	0	0	0	0	0	0	0	0
15.6 Medicare Title XVIII (b)	0	0	0	0	0	0	0	0	0	0	0	0
15.7 Long-term care (b)	0	0	0	0	0	0	0	0	0	0	0	0
15.8 Federal employees health benefits plan (b)	0	0	0	0	0	0	0	0	0	0	0	0
15.9 Other health (b)	0	0	0	0	0	0	0	0	0	0	0	0
16. Workers' compensation	0	0	0	0	0	0	0	0	0	0	0	0
17.1 Other liability - occurrence	0	0	0	0	0	67	67	0	15	15	0	0
17.2 Other liability - claims-Made	0	0	0	0	0	0	0	0	0	0	0	0
17.3 Excess workers' compensation	0	0	0	0	0	0	0	0	0	0	0	0
18.1 Products liability - occurrence	0	0	0	0	0	0	0	0	0	0	0	0
18.2 Products liability - claims-made	0	0	0	0	0	0	0	0	0	0	0	0
19.1 Private passenger auto no-fault (personal injury protection)	0	0	0	0	0	0	0	0	0	0	0	0
19.2 Other private passenger auto liability	0	0	0	0	0	59	59	0	55	55	0	0
19.3 Commercial auto no-fault (personal injury protection)	0	0	0	0	0	0	0	0	0	0	0	0
19.4 Other commercial auto liability	0	0	0	0	0	0	0	0	0	0	0	0
21.1 Private passenger auto physical damage	0	0	0	0	0	5	5	0	0	0	0	0
21.2 Commercial auto physical damage	0	0	0	0	0	0	0	0	0	0	0	0
22. Aircraft (all perils)	0	0	0	0	0	0	0	0	0	0	0	0
23. Fidelity	0	0	0	0	0	0	0	0	0	0	0	0
24. Surety	0	0	0	0	0	0	0	0	0	0	0	0
26. Burglary and theft	0	0	0	0	0	0	0	0	0	0	0	0
27. Boiler and machinery	0	0	0	0	0	0	0	0	0	0	0	0
28. Credit	0	0	0	0	0	0	0	0	0	0	0	0
29. International	0	0	0	0	0	0	0	0	0	0	0	0
30. Warranty	0	0	0	0	0	0	0	0	0	0	0	0
31. Reins nonproportional assumed property	XXX	XXX	XXX	XXX	XXX	XXX	XXX	XXX	XXX	XXX	XXX	XXX
32. Reins nonproportional assumed liability	XXX	XXX	XXX	XXX	XXX	XXX	XXX	XXX	XXX	XXX	XXX	XXX
33. Reins nonproportional assumed financial lines	XXX	XXX	XXX	XXX	XXX	XXX	XXX	XXX	XXX	XXX	XXX	XXX
34. Aggregate write-ins for other lines of business	0	0	0	0	0	0	0	0	0	0	0	0
35. Total (a)	0	0	0	0	0	131	131	0	70	70	0	0
DETAILS OF WRITE-INS												
3401.												
3402.												
3403.												
3498. Summary of remaining write-ins for Line 34 from overflow page	0	0	0	0	0	0	0	0	0	0	0	0
3499. Totals (Lines 3401 through 3403 plus 3498)(Line 34 above)	0	0	0	0	0	0	0	0	0	0	0	0

(a) Finance and service charges not included in Lines 1 to 35 \$ 0

(b) For health business on indicated lines report: Number of persons insured under PPO managed care products 0 and number of persons insured under indemnity only products 0

19/WA



ANNUAL STATEMENT FOR THE YEAR 2025 OF THE TRIUMPHE CASUALTY COMPANY
EXHIBIT OF PREMIUMS AND LOSSES (Statutory Page 14)

NAIC Group Code 0084

BUSINESS IN THE STATE OF West Virginia

DURING THE YEAR 2025

NAIC Company Code 41106

Line of Business	Gross Premiums, Including Policy and Membership Fees, Less Return Premiums and Premiums on Policies not Taken		3 Dividends Paid or Credited to Policyholders on Direct Business	4 Direct Unearned Premium Reserves	5 Direct Losses Paid (deducting salvage)	6 Direct Losses Incurred	7 Direct Losses Unpaid	8 Direct Defense and Cost Containment Expense Paid	9 Direct Defense and Cost Containment Expense Incurred	10 Direct Defense and Cost Containment Expense Unpaid	11 Commissions and Brokerage Expenses	12 Taxes, Licenses and Fees
	1 Direct Premiums Written	2 Direct Premiums Earned										
1. Fire	0	0	0	0	0	0	0	0	0	0	0	0
2.1 Allied lines	0	0	0	0	0	0	0	0	0	0	0	0
2.2 Multiple peril crop	0	0	0	0	0	0	0	0	0	0	0	0
2.3 Federal flood	0	0	0	0	0	0	0	0	0	0	0	0
2.4 Private crop	0	0	0	0	0	0	0	0	0	0	0	0
2.5 Private flood	0	0	0	0	0	0	0	0	0	0	0	0
3. Farmowners multiple peril	0	0	0	0	0	0	0	0	0	0	0	0
4. Homeowners multiple peril	0	0	0	0	0	0	0	0	0	0	0	0
5.1 Commercial multiple peril (non-liability portion)	0	0	0	0	0	0	0	0	0	0	0	0
5.2 Commercial multiple peril (liability portion)	0	0	0	0	0	0	0	0	0	0	0	0
6. Mortgage guaranty	0	0	0	0	0	0	0	0	0	0	0	0
8. Ocean marine	0	0	0	0	0	0	0	0	0	0	0	0
9.1 Inland marine	0	0	0	0	0	0	0	0	0	0	0	0
9.2 Pet insurance plans	0	0	0	0	0	0	0	0	0	0	0	0
10. Financial guaranty	0	0	0	0	0	0	0	0	0	0	0	0
11.1 Medical professional liability - occurrence	0	0	0	0	0	0	0	0	0	0	0	0
11.2 Medical professional liability - claims-made	0	0	0	0	0	0	0	0	0	0	0	0
12. Earthquake	0	0	0	0	0	0	0	0	0	0	0	0
13.1 Comprehensive (hospital and medical) ind (b)	0	0	0	0	0	0	0	0	0	0	0	0
13.2 Comprehensive (hospital and medical) group (b)	0	0	0	0	0	0	0	0	0	0	0	0
14. Credit A&H (group and Individual)	0	0	0	0	0	0	0	0	0	0	0	0
15.1 Vision only (b)	0	0	0	0	0	0	0	0	0	0	0	0
15.2 Dental only (b)	0	0	0	0	0	0	0	0	0	0	0	0
15.3 Disability income (b)	0	0	0	0	0	0	0	0	0	0	0	0
15.4 Medicare supplement (b)	0	0	0	0	0	0	0	0	0	0	0	0
15.5 Medicaid Title XIX (b)	0	0	0	0	0	0	0	0	0	0	0	0
15.6 Medicare Title XVIII (b)	0	0	0	0	0	0	0	0	0	0	0	0
15.7 Long-term care (b)	0	0	0	0	0	0	0	0	0	0	0	0
15.8 Federal employees health benefits plan (b)	0	0	0	0	0	0	0	0	0	0	0	0
15.9 Other health (b)	0	0	0	0	0	0	0	0	0	0	0	0
16. Workers' compensation	143,471	151,256	0	68,505	62,813	11,957	154,258	5,471	(8,094)	20,279	9,749	662
17.1 Other liability - occurrence	0	0	0	0	0	0	0	0	0	0	0	0
17.2 Other liability - claims-Made	0	0	0	0	0	0	0	0	0	0	0	0
17.3 Excess workers' compensation	0	0	0	0	0	0	0	0	0	0	0	0
18.1 Products liability - occurrence	0	0	0	0	0	0	0	0	0	0	0	0
18.2 Products liability - claims-made	0	0	0	0	0	0	0	0	0	0	0	0
19.1 Private passenger auto no-fault (personal injury protection)	0	0	0	0	0	0	0	0	0	0	0	0
19.2 Other private passenger auto liability	0	0	0	0	0	0	0	0	0	0	0	0
19.3 Commercial auto no-fault (personal injury protection)	0	0	0	0	0	0	0	0	0	0	0	0
19.4 Other commercial auto liability	0	0	0	0	0	0	0	0	0	0	0	0
21.1 Private passenger auto physical damage	0	0	0	0	0	0	0	0	0	0	0	0
21.2 Commercial auto physical damage	0	0	0	0	0	0	0	0	0	0	0	0
22. Aircraft (all perils)	0	0	0	0	0	0	0	0	0	0	0	0
23. Fidelity	0	0	0	0	0	0	0	0	0	0	0	0
24. Surety	0	0	0	0	0	0	0	0	0	0	0	0
26. Burglary and theft	0	0	0	0	0	0	0	0	0	0	0	0
27. Boiler and machinery	0	0	0	0	0	0	0	0	0	0	0	0
28. Credit	0	0	0	0	0	0	0	0	0	0	0	0
29. International	0	0	0	0	0	0	0	0	0	0	0	0
30. Warranty	0	0	0	0	0	0	0	0	0	0	0	0
31. Reins nonproportional assumed property	XXX	XXX	XXX	XXX	XXX	XXX	XXX	XXX	XXX	XXX	XXX	XXX
32. Reins nonproportional assumed liability	XXX	XXX	XXX	XXX	XXX	XXX	XXX	XXX	XXX	XXX	XXX	XXX
33. Reins nonproportional assumed financial lines	XXX	XXX	XXX	XXX	XXX	XXX	XXX	XXX	XXX	XXX	XXX	XXX
34. Aggregate write-ins for other lines of business	0	0	0	0	0	0	0	0	0	0	0	0
35. Total (a)	143,471	151,256	0	68,505	62,813	11,957	154,258	5,471	(8,094)	20,279	9,749	662
DETAILS OF WRITE-INS												
3401.												
3402.												
3403.												
3498. Summary of remaining write-ins for Line 34 from overflow page	0	0	0	0	0	0	0	0	0	0	0	0
3499. Totals (Lines 3401 through 3403 plus 3498)(Line 34 above)	0	0	0	0	0	0	0	0	0	0	0	0

(a) Finance and service charges not included in Lines 1 to 35 \$ 0

(b) For health business on indicated lines report: Number of persons insured under PPO managed care products 0 and number of persons insured under indemnity only products 0

191WV



ANNUAL STATEMENT FOR THE YEAR 2025 OF THE TRIUMPHE CASUALTY COMPANY
EXHIBIT OF PREMIUMS AND LOSSES (Statutory Page 14)

NAIC Group Code 0084

BUSINESS IN THE STATE OF Wisconsin

DURING THE YEAR 2025

NAIC Company Code 41106

Line of Business	Gross Premiums, Including Policy and Membership Fees, Less Return Premiums and Premiums on Policies not Taken		3 Dividends Paid or Credited to Policyholders on Direct Business	4 Direct Unearned Premium Reserves	5 Direct Losses Paid (deducting salvage)	6 Direct Losses Incurred	7 Direct Losses Unpaid	8 Direct Defense and Cost Containment Expense Paid	9 Direct Defense and Cost Containment Expense Incurred	10 Direct Defense and Cost Containment Expense Unpaid	11 Commissions and Brokerage Expenses	12 Taxes, Licenses and Fees
	1 Direct Premiums Written	2 Direct Premiums Earned										
1. Fire	0	0	0	0	0	0	0	0	0	0	0	0
2.1 Allied lines	0	0	0	0	0	0	0	0	0	0	0	0
2.2 Multiple peril crop	0	0	0	0	0	0	0	0	0	0	0	0
2.3 Federal flood	0	0	0	0	0	0	0	0	0	0	0	0
2.4 Private crop	0	0	0	0	0	0	0	0	0	0	0	0
2.5 Private flood	0	0	0	0	0	0	0	0	0	0	0	0
3. Farmowners multiple peril	0	0	0	0	0	0	0	0	0	0	0	0
4. Homeowners multiple peril	0	0	0	0	0	0	0	0	0	0	0	0
5.1 Commercial multiple peril (non-liability portion)	0	0	0	0	0	0	0	0	0	0	0	0
5.2 Commercial multiple peril (liability portion)	0	0	0	0	0	0	0	0	0	0	0	0
6. Mortgage guaranty	0	0	0	0	0	0	0	0	0	0	0	0
8. Ocean marine	0	0	0	0	0	0	0	0	0	0	0	0
9.1 Inland marine	0	0	0	0	0	0	0	0	0	0	0	0
9.2 Pet insurance plans	0	0	0	0	0	0	0	0	0	0	0	0
10. Financial guaranty	0	0	0	0	0	0	0	0	0	0	0	0
11.1 Medical professional liability - occurrence	0	0	0	0	0	0	0	0	0	0	0	0
11.2 Medical professional liability - claims-made	0	0	0	0	0	0	0	0	0	0	0	0
12. Earthquake	0	0	0	0	0	0	0	0	0	0	0	0
13.1 Comprehensive (hospital and medical) ind (b)	0	0	0	0	0	0	0	0	0	0	0	0
13.2 Comprehensive (hospital and medical) group (b)	0	0	0	0	0	0	0	0	0	0	0	0
14. Credit A&H (group and Individual)	0	0	0	0	0	0	0	0	0	0	0	0
15.1 Vision only (b)	0	0	0	0	0	0	0	0	0	0	0	0
15.2 Dental only (b)	0	0	0	0	0	0	0	0	0	0	0	0
15.3 Disability income (b)	0	0	0	0	0	0	0	0	0	0	0	0
15.4 Medicare supplement (b)	0	0	0	0	0	0	0	0	0	0	0	0
15.5 Medicaid Title XIX (b)	0	0	0	0	0	0	0	0	0	0	0	0
15.6 Medicare Title XVIII (b)	0	0	0	0	0	0	0	0	0	0	0	0
15.7 Long-term care (b)	0	0	0	0	0	0	0	0	0	0	0	0
15.8 Federal employees health benefits plan (b)	0	0	0	0	0	0	0	0	0	0	0	0
15.9 Other health (b)	0	0	0	0	0	0	0	0	0	0	0	0
16. Workers' compensation	253,238	369,342	0	42,302	319,049	125,047	342,484	15,845	1,247	52,194	16,752	4,059
17.1 Other liability - occurrence	0	0	0	0	0	41	41	0	9	9	0	0
17.2 Other liability - claims-Made	0	0	0	0	0	0	0	0	0	0	0	0
17.3 Excess workers' compensation	0	0	0	0	0	0	0	0	0	0	0	0
18.1 Products liability - occurrence	0	0	0	0	0	0	0	0	0	0	0	0
18.2 Products liability - claims-made	0	0	0	0	0	0	0	0	0	0	0	0
19.1 Private passenger auto no-fault (personal injury protection)	0	0	0	0	0	0	0	0	0	0	0	0
19.2 Other private passenger auto liability	0	0	0	0	0	21	21	0	19	19	0	0
19.3 Commercial auto no-fault (personal injury protection)	0	0	0	0	0	0	0	0	0	0	0	0
19.4 Other commercial auto liability	0	0	0	0	0	0	0	0	0	0	0	0
21.1 Private passenger auto physical damage	0	0	0	0	0	6	6	0	0	0	0	0
21.2 Commercial auto physical damage	0	0	0	0	0	0	0	0	0	0	0	0
22. Aircraft (all perils)	0	0	0	0	0	0	0	0	0	0	0	0
23. Fidelity	0	0	0	0	0	0	0	0	0	0	0	0
24. Surety	0	0	0	0	0	0	0	0	0	0	0	0
26. Burglary and theft	0	0	0	0	0	0	0	0	0	0	0	0
27. Boiler and machinery	0	0	0	0	0	0	0	0	0	0	0	0
28. Credit	0	0	0	0	0	0	0	0	0	0	0	0
29. International	0	0	0	0	0	0	0	0	0	0	0	0
30. Warranty	0	0	0	0	0	0	0	0	0	0	0	0
31. Reins nonproportional assumed property	XXX	XXX	XXX	XXX	XXX	XXX	XXX	XXX	XXX	XXX	XXX	XXX
32. Reins nonproportional assumed liability	XXX	XXX	XXX	XXX	XXX	XXX	XXX	XXX	XXX	XXX	XXX	XXX
33. Reins nonproportional assumed financial lines	XXX	XXX	XXX	XXX	XXX	XXX	XXX	XXX	XXX	XXX	XXX	XXX
34. Aggregate write-ins for other lines of business	0	0	0	0	0	0	0	0	0	0	0	0
35. Total (a)	253,238	369,342	0	42,302	319,049	125,114	342,551	15,845	1,275	52,222	16,752	4,059
DETAILS OF WRITE-INS												
3401.												
3402.												
3403.												
3498. Summary of remaining write-ins for Line 34 from overflow page	0	0	0	0	0	0	0	0	0	0	0	0
3499. Totals (Lines 3401 through 3403 plus 3498)(Line 34 above)	0	0	0	0	0	0	0	0	0	0	0	0

(a) Finance and service charges not included in Lines 1 to 35 \$ 0

(b) For health business on indicated lines report: Number of persons insured under PPO managed care products 0 and number of persons insured under indemnity only products 0

19.WI



ANNUAL STATEMENT FOR THE YEAR 2025 OF THE TRIUMPHE CASUALTY COMPANY
EXHIBIT OF PREMIUMS AND LOSSES (Statutory Page 14)

NAIC Group Code 0084

BUSINESS IN THE STATE OF Grand Total

DURING THE YEAR 2025

NAIC Company Code 41106

Line of Business	Gross Premiums, Including Policy and Membership Fees, Less Return Premiums and Premiums on Policies not Taken		3 Dividends Paid or Credited to Policyholders on Direct Business	4 Direct Unearned Premium Reserves	5 Direct Losses Paid (deducting salvage)	6 Direct Losses Incurred	7 Direct Losses Unpaid	8 Direct Defense and Cost Containment Expense Paid	9 Direct Defense and Cost Containment Expense Incurred	10 Direct Defense and Cost Containment Expense Unpaid	11 Commissions and Brokerage Expenses	12 Taxes, Licenses and Fees
	1 Direct Premiums Written	2 Direct Premiums Earned										
1. Fire	0	0	0	0	0	0	0	0	0	0	0	0
2.1 Allied lines	0	0	0	0	0	0	0	0	0	0	0	0
2.2 Multiple peril crop	0	0	0	0	0	0	0	0	0	0	0	0
2.3 Federal flood	0	0	0	0	0	0	0	0	0	0	0	0
2.4 Private crop	0	0	0	0	0	0	0	0	0	0	0	0
2.5 Private flood	0	0	0	0	0	0	0	0	0	0	0	0
3. Farmowners multiple peril	0	0	0	0	0	0	0	0	0	0	0	0
4. Homeowners multiple peril	0	0	0	0	0	0	0	0	0	0	0	0
5.1 Commercial multiple peril (non-liability portion)	0	0	0	0	0	0	0	0	0	0	0	0
5.2 Commercial multiple peril (liability portion)	0	0	0	0	0	0	0	0	0	0	0	0
6. Mortgage guaranty	0	0	0	0	0	0	0	0	0	0	0	0
8. Ocean marine	0	0	0	0	0	0	0	0	0	0	0	0
9.1 Inland marine	0	0	0	0	0	0	0	0	0	0	0	0
9.2 Pet insurance plans	0	0	0	0	0	0	0	0	0	0	0	0
10. Financial guaranty	0	0	0	0	0	0	0	0	0	0	0	0
11.1 Medical professional liability - occurrence	0	0	0	0	0	0	0	0	0	0	0	0
11.2 Medical professional liability - claims-made	0	0	0	0	0	0	0	0	0	0	0	0
12. Earthquake	0	0	0	0	0	0	0	0	0	0	0	0
13.1 Comprehensive (hospital and medical) ind (b)	0	0	0	0	0	0	0	0	0	0	0	0
13.2 Comprehensive (hospital and medical) group (b)	0	0	0	0	0	0	0	0	0	0	0	0
14. Credit A&H (group and Individual)	0	0	0	0	0	0	0	0	0	0	0	0
15.1 Vision only (b)	0	0	0	0	0	0	0	0	0	0	0	0
15.2 Dental only (b)	0	0	0	0	0	0	0	0	0	0	0	0
15.3 Disability income (b)	0	0	0	0	0	0	0	0	0	0	0	0
15.4 Medicare supplement (b)	0	0	0	0	0	0	0	0	0	0	0	0
15.5 Medicaid Title XIX (b)	0	0	0	0	0	0	0	0	0	0	0	0
15.6 Medicare Title XVIII (b)	0	0	0	0	0	0	0	0	0	0	0	0
15.7 Long-term care (b)	0	0	0	0	0	0	0	0	0	0	0	0
15.8 Federal employees health benefits plan (b)	0	0	0	0	0	0	0	0	0	0	0	0
15.9 Other health (b)	0	0	0	0	0	0	0	0	0	0	0	0
16. Workers' compensation	56,224,648	55,287,093	0	18,486,046	21,286,821	24,676,198	72,945,543	2,679,841	3,030,665	8,541,766	4,044,457	1,435,207
17.1 Other liability - occurrence	0	0	0	0	0	(3,049)	13,192	0	(4,853)	2,975	0	0
17.2 Other liability - claims-Made	0	0	0	0	0	0	0	0	0	0	0	0
17.3 Excess workers' compensation	0	0	0	0	0	0	0	0	0	0	0	0
18.1 Products liability - occurrence	0	0	0	0	0	0	0	0	0	0	0	0
18.2 Products liability - claims-made	0	0	0	0	0	0	0	0	0	0	0	0
19.1 Private passenger auto no-fault (personal injury protection)	0	0	0	0	0	0	0	0	0	0	0	0
19.2 Other private passenger auto liability	0	0	0	0	0	(808)	9,458	0	(645)	8,778	0	0
19.3 Commercial auto no-fault (personal injury protection)	0	0	0	0	0	0	0	0	0	0	0	0
19.4 Other commercial auto liability	0	0	0	0	(19)	561	708	3	(1,364)	170	(3)	0
21.1 Private passenger auto physical damage	0	0	0	0	0	(4,381)	1,295	0	55	55	0	0
21.2 Commercial auto physical damage	0	0	0	0	0	(137)	67	0	3	3	0	0
22. Aircraft (all perils)	0	0	0	0	0	0	0	0	0	0	0	0
23. Fidelity	0	0	0	0	0	0	0	0	0	0	0	0
24. Surety	0	0	0	0	0	0	0	0	0	0	0	0
26. Burglary and theft	0	0	0	0	0	0	0	0	0	0	0	0
27. Boiler and machinery	0	0	0	0	0	0	0	0	0	0	0	0
28. Credit	0	0	0	0	0	0	0	0	0	0	0	0
29. International	0	0	0	0	0	0	0	0	0	0	0	0
30. Warranty	0	0	0	0	0	0	0	0	0	0	0	0
31. Reins nonproportional assumed property	XXX	XXX	XXX	XXX	XXX	XXX	XXX	XXX	XXX	XXX	XXX	XXX
32. Reins nonproportional assumed liability	XXX	XXX	XXX	XXX	XXX	XXX	XXX	XXX	XXX	XXX	XXX	XXX
33. Reins nonproportional assumed financial lines	XXX	XXX	XXX	XXX	XXX	XXX	XXX	XXX	XXX	XXX	XXX	XXX
34. Aggregate write-ins for other lines of business	0	0	0	0	0	0	0	0	0	0	0	0
35. Total (a)	56,224,648	55,287,093	0	18,486,046	21,286,802	24,668,385	72,970,264	2,679,844	3,023,862	8,553,747	4,044,454	1,435,207
DETAILS OF WRITE-INS												
3401.												
3402.												
3403.												
3498. Summary of remaining write-ins for Line 34 from overflow page	0	0	0	0	0	0	0	0	0	0	0	0
3499. Totals (Lines 3401 through 3403 plus 3498)(Line 34 above)	0	0	0	0	0	0	0	0	0	0	0	0

(a) Finance and service charges not included in Lines 1 to 35 \$ 0

(b) For health business on indicated lines report: Number of persons insured under PPO managed care products 0 and number of persons insured under indemnity only products 0

19GT

ANNUAL STATEMENT FOR THE YEAR 2025 OF THE TRIUMPHE CASUALTY COMPANY

SCHEDULE F - PART 1

Assumed Reinsurance as of December 31, Current Year (\$000 Omitted)

1 ID Number	2 NAIC Com- pany Code	3 Name of Reinsured	4 Domiciliary Jurisdiction	5 Assumed Premium	Reinsurance On		8 Cols. 6 + 7	9 Contingent Commissions Payable	10 Assumed Premiums Receivable	11 Unearned Premium	12 Funds Held By or Deposited With Reinsured Companies	13 Letters of Credit Posted	14 Amount of Assets Pledged or Compensating Balances to Secure Letters of Credit	15 Amount of Assets Pledged or Collateral Held in Trust
					6 Paid Losses and Loss Adjustment Expenses	7 Known Case Losses and LAE								
0499999. Total - U.S. non-pool				0	0	0	0	0	0	0	0	0	0	0
0799999. Total - other (non-U.S.)				0	0	0	0	0	0	0	0	0	0	0
0899999. Total - affiliates				0	0	0	0	0	0	0	0	0	0	0
AA-9991102	.00000	Arizona Commercial Automobile Ins Procedure	AZ	0	0	0	0	0	0	0	(2)	0	0	0
AA-9991117	.00000	Indiana Commercial Automobile Ins Procedure	IN	0	0	0	0	0	0	0	(15)	0	0	0
AA-9991421	.00000	Massachusetts Reinsurance Pool	MA	255	0	219	219	0	0	72	19	0	0	0
AA-9991127	.00000	Mississippi Commercial Automobile Ins Procedure	MS	0	0	0	0	0	0	0	(18)	0	0	0
AA-9992118	.00000	National Workers Compensation Reinsurance Pool	NY	893	0	1,484	1,484	0	0	391	155	0	0	0
AA-9992108	.00000	NCCI New Mexico Pool	NM	7	0	1	1	0	0	0	12	0	0	0
AA-9991144	.00000	Pennsylvania Pooled CAP	PA	0	0	0	0	0	0	0	2	0	0	0
AA-9991443	.00000	NCCI Tennessee Pool	TN	(15)	0	0	0	0	0	0	7	0	0	0
1099999. Total pools, associations or other similar facilities - mandatory pools				1,140	0	1,704	1,704	0	0	463	160	0	0	0
1299999. Total - pools and associations				1,140	0	1,704	1,704	0	0	463	160	0	0	0
9999999 Totals				1,140	0	1,704	1,704	0	0	463	160	0	0	0

ANNUAL STATEMENT FOR THE YEAR 2025 OF THE TRIUMPH CASUALTY COMPANY

SCHEDULE F - PART 3

Ceded Reinsurance as of December 31, Current Year (\$000 Omitted)

1 ID Number	2 NAIC Com- pany Code	3 Name of Reinsurer	4 Domiciliary Jurisdiction	5 Special Code	6 Reinsurance Premiums Ceded	Reinsurance Recoverable On										16 Amount in Dispute included in Column 15	Reinsurance Payable		19 Net Amount Recoverable From Reinsurers Cols. 15 - [17 + 18]	20 Funds Held by Company Under Reinsurance Treaties
						7 Paid Losses	8 Paid LAE	9 Known Case Loss Reserves	10 Known Case LAE Reserves	11 IBNR Loss Reserves	12 IBNR LAE Reserves	13 Unearned Premiums	14 Contingent Commis- sions	15 Columns 7 through 14 Totals	17 Ceded Balances Payable		18 Other Amounts Due to Reinsurers			
34-1607395	32620	National Interstate Insurance Company	OH		31,285	740	147	15,153	756	17,842	5,943	10,771	0	51,352	0	1,149	0	50,203	0	
0199999. Total authorized - affiliates - U.S. intercompany pooling					31,285	740	147	15,153	756	17,842	5,943	10,771	0	51,352	0	1,149	0	50,203	0	
31-0501234	16691	Great American Insurance Company	OH		788	16	3	214	8	795	23	259	0	1,318	0	403	0	915	0	
0399999. Total authorized - affiliates - U.S. non-pool - other					788	16	3	214	8	795	23	259	0	1,318	0	403	0	915	0	
0499999. Total authorized - affiliates - U.S. non-pool					788	16	3	214	8	795	23	259	0	1,318	0	403	0	915	0	
0799999. Total authorized - affiliates - other (non-U.S.)					0	0	0	0	0	0	0	0	0	0	0	0	0	0	0	
0899999. Total authorized - affiliates					32,073	756	150	15,367	764	18,637	5,966	11,030	0	52,670	0	1,552	0	51,118	0	
38-3207001	10166	Accident Fund Insurance Company of America	MI		109	5	1	163	7	285	8	1	0	470	0	9	0	461	0	
06-1463851	10717	Aspen Specialty Insurance Co	ND		0	0	0	0	0	2	0	0	0	2	0	0	0	2	0	
39-0712210	18767	Church Mutual Insurance Company, Stock Insurer	WI		0	2	0	56	3	143	5	0	0	209	0	0	0	209	0	
42-0234980	21415	Employers Mutual Casualty Company	IA		0	1	0	110	2	6	0	0	0	119	0	0	0	119	0	
35-2293075	11551	Endurance Assurance Corporation	DE		1	0	0	0	0	25	1	0	0	26	0	0	0	26	0	
22-2005057	26921	Everest Reinsurance Company	DE		117	4	1	309	13	137	4	14	0	482	0	43	0	439	0	
43-1898350	11054	Lismore Insurance Company	IL		0	0	0	0	0	38	3	0	0	41	0	0	0	41	0	
13-2673100	22039	General Reinsurance Corporation	DE		1	0	0	0	0	13	3	0	0	16	0	1	0	15	0	
06-1481194	10829	Markel Global Reinsurance Company	DE		269	0	0	0	0	268	8	94	0	370	0	113	0	257	0	
13-4924125	10227	Munich Reinsurance America Inc.	DE		42	0	0	0	0	58	2	14	0	74	0	21	0	53	0	
13-3031176	38636	Partner Reinsurance Company of the US	NY		0	2	0	219	3	23	1	0	0	248	0	0	0	248	0	
43-1235868	93572	Reinsurance Group of America	MO		11	0	0	0	0	19	1	0	0	20	0	0	0	20	0	
52-1952955	10357	Renaissance Reinsurance U.S. Inc.	MD		16	31	6	177	6	231	10	0	0	461	0	(1)	0	462	0	
43-0727872	15105	Safety National Casualty Corporation	MO		235	12	4	1,566	21	432	23	79	0	2,137	0	118	0	2,019	0	
13-1675535	25364	Swiss Reinsurance America Corporation	NY		0	59	12	18	2	52	4	0	0	147	0	0	0	147	0	
31-0542366	10677	The Cincinnati Insurance Company	OH		0	0	0	0	0	3	0	0	0	3	0	0	0	3	0	
42-0644327	13021	United Fire and Casualty Co.	IA		0	2	0	56	3	54	2	0	0	117	0	0	0	117	0	
13-3088732	40517	WFC National Insurance Co.	UT		6	0	0	0	0	5	0	0	0	5	0	(1)	0	6	0	
0999999. Total authorized - other U.S. unaffiliated insurers					807	118	24	2,674	60	1,794	75	202	0	4,947	0	303	0	4,644	0	
AA-9991423	00000	Minnesota Workers Compensation	MN		0	0	0	0	0	0	0	0	0	0	0	(4)	0	4	0	
1099999. Total authorized - pools - mandatory pools					0	0	0	0	0	0	0	0	0	0	0	(4)	0	4	0	
AA-1120337	00000	Aspen Insurance UK Ltd	GBR		0	0	0	0	0	2	0	0	0	2	0	0	0	2	0	
AA-3194130	00000	Endurance Specialty Insurance Ltd	BMU		14	0	0	0	0	18	1	5	0	24	0	7	0	17	0	
AA-1340125	00000	Hannover Rückversicherung AG	DEU		1,747	15	3	703	20	1,630	48	601	0	3,020	0	878	0	2,142	0	
AA-1126510	00000	Lloyd's of London Syndicate #0510	GBR		7	0	0	0	0	8	0	2	0	10	0	3	0	7	0	
AA-1126566	00000	Lloyd's of London Syndicate #0566	GBR		(21)	0	0	870	42	263	9	0	0	1,184	0	(5)	0	1,189	0	
AA-1126609	00000	Lloyd's of London Syndicate #0609	GBR		8	0	0	0	0	8	0	0	0	8	0	(1)	0	9	0	
AA-1126623	00000	Lloyd's of London Syndicate #0623	GBR		3	0	0	0	0	3	0	0	0	3	0	0	0	3	0	
AA-1126727	00000	Lloyd's of London Syndicate #0727	GBR		3	0	0	0	0	3	0	0	0	3	0	0	0	3	0	
AA-1127084	00000	Lloyd's of London Syndicate #1084	GBR		0	0	0	0	0	3	0	0	0	3	0	0	0	3	0	
AA-1127414	00000	Lloyd's of London Syndicate #1414	GBR		12	0	0	0	0	14	0	0	0	14	0	(1)	0	15	0	
AA-1120102	00000	Lloyd's of London Syndicate #1458	GBR		(1)	0	0	0	0	2	0	0	0	2	0	0	0	2	0	
AA-1120198	00000	Lloyd's of London Syndicate #1618	GBR		52	0	0	0	0	43	1	14	0	58	0	20	0	38	0	
AA-1120156	00000	Lloyd's of London Syndicate #1686	GBR		7	0	0	0	0	4	0	3	0	7	0	4	0	3	0	
AA-1120096	00000	Lloyd's of London Syndicate #1880	GBR		0	0	0	0	0	2	0	0	0	2	0	0	0	2	0	
AA-1120106	00000	Lloyd's of London Syndicate #1969	GBR		9	0	0	0	0	10	0	2	0	12	0	3	0	9	0	
AA-1128001	00000	Lloyd's of London Syndicate #2001	GBR		28	0	0	0	0	33	1	5	0	39	0	49	0	(10)	0	
AA-1128623	00000	Lloyd's of London Syndicate #2623	GBR		7	0	0	0	0	8	0	(1)	0	8	0	(1)	0	9	0	
AA-1128987	00000	Lloyd's of London Syndicate #2987	GBR		225	0	0	0	0	239	7	71	0	317	0	111	0	206	0	
AA-1129000	00000	Lloyd's of London Syndicate #3000	GBR		206	0	0	0	0	208	6	71	0	285	0	112	0	173	0	

ANNUAL STATEMENT FOR THE YEAR 2025 OF THE TRIUMPH CASUALTY COMPANY

SCHEDULE F - PART 3

Ceded Reinsurance as of December 31, Current Year (\$000 Omitted)

1 ID Number	2 NAIC Company Code	3 Name of Reinsurer	4 Domiciliary Jurisdiction	5 Special Code	6 Reinsurance Premiums Ceded	Reinsurance Recoverable On										16 Amount in Dispute included in Column 15	Reinsurance Payable		19 Net Amount Recoverable From Reinsurers Cols. 15 - [17 + 18]	20 Funds Held by Company Under Reinsurance Treaties
						7 Paid Losses	8 Paid LAE	9 Known Case Loss Reserves	10 Known Case LAE Reserves	11 IBNR Loss Reserves	12 IBNR LAE Reserves	13 Unearned Premiums	14 Contingent Commissions	15 Columns 7 through 14 Totals	17 Ceded Balances Payable		18 Other Amounts Due to Reinsurers			
AA-1126004	.00000	Lloyd's of London Syndicate #4444	GBR		43	0	0	0	0	27	1	13	0	41	0	19	0	22	0	
AA-1126006	.00000	Lloyd's of London Syndicate #4472	GBR		36	0	0	0	0	45	1	9	0	55	0	38	0	17	0	
AA-1120090	.00000	Lloyd's of London Syndicate #4711	GBR		20	0	0	0	0	10	0	7	0	17	0	11	0	6	0	
1299999		Total authorized - other non-U.S. insurers			2,405	15	3	1,573	62	2,583	75	803	0	5,114	0	1,247	0	3,867	0	
1499999		Total authorized excluding Protected Cells (Sum of 0899999, 0999999, 1099999, 1199999 and 1299999)			35,285	889	177	19,614	886	23,014	6,116	12,035	0	62,731	0	3,098	0	59,633	0	
1899999		Total unauthorized - affiliates - U.S. non-pool			0	0	0	0	0	0	0	0	0	0	0	0	0	0	0	
AA-3770227	.00000	Hudson Indemnity Ltd	CYM		12,564	0	0	5,983	498	21,441	3,784	3,728	0	35,434	0	0	0	35,434	62,470	
2099999		Total unauthorized - affiliates - other (non-U.S.) - other			12,564	0	0	5,983	498	21,441	3,784	3,728	0	35,434	0	0	0	35,434	62,470	
2199999		Total unauthorized - affiliates - other (non-U.S.)			12,564	0	0	5,983	498	21,441	3,784	3,728	0	35,434	0	0	0	35,434	62,470	
2299999		Total unauthorized - affiliates			12,564	0	0	5,983	498	21,441	3,784	3,728	0	35,434	0	0	0	35,434	62,470	
AA-3770505	.00000	Gibraltar	CYM		2,084	80	16	617	93	585	103	763	0	2,257	0	1,543	0	714	0	
98-1863862	.00000	Maverick Insurance, Ltd.	CYM		17	0	0	0	0	1	0	11	0	12	0	17	0	(5)	0	
AA-1460019	.00000	MS Amlin AG	CHE		1	0	0	0	0	4	0	0	0	4	0	0	0	4	0	
00-0000000	.00000	Norse Insurance, Ltd.	KNA		20	0	0	1	0	129	23	0	0	153	0	0	0	153	1,000	
AA-1460023	.00000	RenaissanceRe Europe AG	CHE		1	0	0	0	0	1	0	0	0	1	0	0	0	1	0	
AA-3770159	.00000	TRAX Insurance Ltd	CYM		1,045	77	15	445	52	430	76	92	0	1,187	0	272	0	915	0	
AA-3770000	.00000	Wheels Insurance Ltd	CYM		6,194	452	90	2,682	134	2,119	374	2,262	0	8,113	0	5,859	0	2,254	0	
2699999		Total unauthorized - other non-U.S. insurers			9,362	609	121	3,745	279	3,269	576	3,128	0	11,727	0	7,691	0	4,036	1,000	
2899999		Total unauthorized excluding Protected Cells (Sum of 2299999, 2399999, 2499999, 2599999 and 2699999)			21,926	609	121	9,728	777	24,710	4,360	6,856	0	47,161	0	7,691	0	39,470	63,470	
3299999		Total certified - affiliates - U.S. non-pool			0	0	0	0	0	0	0	0	0	0	0	0	0	0	0	
3599999		Total certified - affiliates - other (non-U.S.)			0	0	0	0	0	0	0	0	0	0	0	0	0	0	0	
3699999		Total certified - affiliates			0	0	0	0	0	0	0	0	0	0	0	0	0	0	0	
CR-1460023	.00000	RenaissanceRe Europe AG	CHE		0	0	0	0	0	4	0	0	0	4	0	0	0	4	0	
4099999		Total certified - other non-U.S. insurers			0	0	0	0	0	4	0	0	0	4	0	0	0	4	0	
4299999		Total certified excluding Protected Cells (Sum of 3699999, 3799999, 3899999, 3999999 and 4099999)			0	0	0	0	0	4	0	0	0	4	0	0	0	4	0	
4699999		Total reciprocal jurisdiction - affiliates - U.S. non-pool			0	0	0	0	0	0	0	0	0	0	0	0	0	0	0	
4999999		Total reciprocal jurisdiction - affiliates - other (non-U.S.)			0	0	0	0	0	0	0	0	0	0	0	0	0	0	0	
5099999		Total reciprocal jurisdiction - affiliates			0	0	0	0	0	0	0	0	0	0	0	0	0	0	0	
RJ-1120191	.00000	Convex Insurance UK Limited	GBR		67	0	0	0	0	55	2	23	0	80	0	53	0	27	0	
RJ-3191190	.00000	Hamilton Re Ltd.	BMU		81	0	0	0	0	23	1	35	0	59	0	54	0	5	0	
RJ-1460019	.00000	MS Amlin AG			5	0	0	0	0	3	0	0	0	3	0	(1)	0	4	0	
5499999		Total reciprocal jurisdiction - other non-U.S. insurers			153	0	0	0	0	81	3	58	0	142	0	106	0	36	0	
5699999		Total reciprocal jurisdiction excluding Protected Cells (Sum of 5099999, 5199999, 5299999, 5399999 and 5499999)			153	0	0	0	0	81	3	58	0	142	0	106	0	36	0	
5799999		Total authorized, unauthorized, reciprocal jurisdiction and certified excluding Protected Cells (Sum of 1499999, 2899999, 4299999 and 5699999)			57,364	1,498	298	29,342	1,663	47,809	10,479	18,949	0	110,038	0	10,895	0	99,143	63,470	
5899999		Total Protected Cells (Sum of 1399999, 2799999, 4199999 and 5599999)			0	0	0	0	0	0	0	0	0	0	0	0	0	0	0	
9999999		Totals			57,364	1,498	298	29,342	1,663	47,809	10,479	18,949	0	110,038	0	10,895	0	99,143	63,470	

ANNUAL STATEMENT FOR THE YEAR 2025 OF THE TRIUMPH CASUALTY COMPANY

SCHEDULE F - PART 3 (Continued)

Ceded Reinsurance as of December 31, Current Year (\$000 Omitted)
(Credit Risk)

ID Number From Col. 1	Name of Reinsurer From Col. 3	Collateral				25 Total Funds Held, Payables & Collateral	26 Net Recoverable Net of Funds Held & Collateral	27 Applicable Sch. F Penalty (Col. 78)	Ceded Reinsurance Credit Risk									
		21 Multiple Beneficiary Trusts	22 Letters of Credit	23 Issuing or Confirming Bank Reference Number	24 Single Beneficiary Trusts & Other Allowable Collateral				28 Total Amount Recoverable from Reinsurers Less Penalty (Cols. 15-27)	29 Stressed Recoverable (Col. 28 * 120%)	30 Reinsurance Payable & Funds Held (Cols. 17+18+20; but not in excess of Col. 29)	31 Stressed Net Recoverable (Cols. 29-30)	32 Total Collateral (Cols. 21+22 + 24, not in Excess of Col. 31)	33 Stressed Net Recoverable Net of Collateral Offsets (Cols. 31-32)	34 Reinsurer Designation Equivalent	35 Credit Risk on Collateralized Recoverables (Col. 32 * Factor Applicable to Reinsurer Designation Equivalent in Col. 34)	36 Credit Risk on Un-collateralized Recoverables (Col. 33 * Factor Applicable to Reinsurer Designation Equivalent in Col. 34)	
34-1607395	National Interstate Insurance Company	0	0		0	1,149	50,203	0	XXX	XXX	XXX	XXX	XXX	XXX	XXX	XXX	XXX	XXX
0199999	Total authorized - affiliates - U.S. intercompany pooling	0	0	XXX	0	1,149	50,203	0	XXX	XXX	XXX	XXX	XXX	XXX	XXX	XXX	XXX	XXX
31-0501234	Great American Insurance Company	0	0		0	403	915	0	XXX	XXX	XXX	XXX	XXX	XXX	XXX	XXX	XXX	XXX
0399999	Total authorized - affiliates - U.S. non-pool - other	0	0	XXX	0	403	915	0	XXX	XXX	XXX	XXX	XXX	XXX	XXX	XXX	XXX	XXX
0499999	Total authorized - affiliates - U.S. non-pool	0	0	XXX	0	403	915	0	XXX	XXX	XXX	XXX	XXX	XXX	XXX	XXX	XXX	XXX
0799999	Total authorized - affiliates - other (non-U.S.)	0	0	XXX	0	0	0	0	0	0	0	0	0	0	0	XXX	0	0
0899999	Total authorized - affiliates	0	0	XXX	0	1,552	51,118	0	0	0	0	0	0	0	0	XXX	0	0
38-3207001	Accident Fund Insurance Company of America	0	0		0	9	461	0	470	564	9	555	0	555	4	0	0	18
06-1463851	Aspen Specialty Insurance Co	0	0		0	0	2	0	2	2	0	2	0	2	3	0	0	0
39-0712210	Church Mutual Insurance Company, Stock Insurer	0	0		0	0	209	0	209	251	0	251	0	251	3	0	0	7
42-0234980	Employers Mutual Casualty Company	0	0		0	0	119	0	119	143	0	143	0	143	3	0	0	4
35-2293075	Endurance Assurance Corporation	0	0		0	0	26	0	26	31	0	31	0	31	3	0	0	1
22-2005057	Everest Reinsurance Company	0	0		0	43	439	0	482	578	43	535	0	535	3	0	0	15
43-1898350	Lismore Insurance Company	0	0		22	22	19	0	41	49	0	49	22	27	6	1	0	3
13-2673100	General Reinsurance Corporation	0	0		0	1	15	0	16	19	1	18	0	18	2	0	0	0
06-1481194	Markel Global Reinsurance Company	0	0		0	113	257	0	370	444	113	331	0	331	3	0	0	9
13-4924125	Munich Reinsurance America Inc.	0	0		0	21	53	0	74	89	21	68	0	68	2	0	0	1
13-3031176	Partner Reinsurance Company of the US	0	0		0	0	248	0	248	298	0	298	0	298	3	0	0	8
43-1235868	Reinsurance Group of America	0	0		0	0	20	0	20	24	0	24	0	24	2	0	0	1
52-1952955	Renaissance Reinsurance U.S. Inc.	0	0		0	(1)	462	0	461	553	(1)	554	0	554	3	0	0	16
43-0727872	Safety National Casualty Corporation	0	0		0	118	2,019	0	2,137	2,564	118	2,446	0	2,446	3	0	0	68
13-1675535	Swiss Reinsurance America Corporation	0	0		0	0	147	0	147	176	0	176	0	176	2	0	0	4
31-0542366	The Cincinnati Insurance Company	0	0		0	0	3	0	3	4	0	4	0	4	4	0	0	0
42-0644327	United Fire and Casualty Co.	0	0		0	0	117	0	117	140	0	140	0	140	4	0	0	5
13-3088732	WFC National Insurance Co.	0	0		0	(1)	6	0	5	6	(1)	7	0	7	3	0	0	0
0999999	Total authorized - other U.S. unaffiliated insurers	0	0	XXX	22	325	4,622	0	4,947	5,936	303	5,633	22	5,611	XXX	1	0	161
AA-9991423	Minnesota Workers Compensation	0	0		0	(4)	4	0	XXX	XXX	XXX	XXX	XXX	XXX	XXX	XXX	XXX	XXX
1099999	Total authorized - pools - mandatory pools	0	0	XXX	0	(4)	4	0	XXX	XXX	XXX	XXX	XXX	XXX	XXX	XXX	XXX	XXX
AA-1120337	Aspen Insurance UK Ltd	0	0		0	0	2	0	2	2	0	2	0	2	4	0	0	0
AA-3194130	Endurance Specialty Insurance Ltd	0	0		0	7	17	0	24	29	7	22	0	22	3	0	0	1
AA-1340125	Hannover Rückversicherung AG	0	0		0	878	2,142	0	3,020	3,624	878	2,746	0	2,746	2	0	0	58
AA-1126510	Lloyd's of London Syndicate #0510	0	0		0	3	7	0	10	12	3	9	0	9	2	0	0	0
AA-1126566	Lloyd's of London Syndicate #0566	0	0		0	(5)	1,189	0	1,184	1,421	(5)	1,426	0	1,426	2	0	0	30
AA-1126609	Lloyd's of London Syndicate #0609	0	0		0	(1)	9	0	8	10	(1)	11	0	11	1	0	0	0
AA-1126623	Lloyd's of London Syndicate #0623	0	0		0	0	3	0	3	4	0	4	0	4	2	0	0	0
AA-1126727	Lloyd's of London Syndicate #0727	0	0		0	0	3	0	3	4	0	4	0	4	2	0	0	0
AA-1127084	Lloyd's of London Syndicate #1084	0	0		0	0	3	0	3	4	0	4	0	4	2	0	0	0
AA-1127414	Lloyd's of London Syndicate #1414	0	0		0	(1)	15	0	14	17	(1)	18	0	18	2	0	0	0
AA-1120102	Lloyd's of London Syndicate #1458	0	0		0	0	2	0	2	2	0	2	0	2	2	0	0	0
AA-1120198	Lloyd's of London Syndicate #1618	0	0		0	20	38	0	58	70	20	50	0	50	2	0	0	1
AA-1120156	Lloyd's of London Syndicate #1686	0	0		0	4	3	0	7	8	4	4	0	4	2	0	0	0
AA-1120096	Lloyd's of London Syndicate #1880	0	0		0	0	2	0	2	2	0	2	0	2	2	0	0	0
AA-1120106	Lloyd's of London Syndicate #1969	0	0		0	3	9	0	12	14	3	11	0	11	2	0	0	0

ANNUAL STATEMENT FOR THE YEAR 2025 OF THE TRIUMPH CASUALTY COMPANY

SCHEDULE F - PART 3 (Continued)

Ceded Reinsurance as of December 31, Current Year (\$000 Omitted)
(Credit Risk)

ID Number From Col. 1	Name of Reinsurer From Col. 3	Collateral				25 Total Funds Held, Payables & Collateral	26 Net Recoverable Net of Funds Held & Collateral	27 Applicable Sch. F Penalty (Col. 78)	Ceded Reinsurance Credit Risk								
		21 Multiple Beneficiary Trusts	22 Letters of Credit	23 Issuing or Confirming Bank Reference Number	24 Single Beneficiary Trusts & Other Allowable Collateral				28 Total Amount Recoverable from Reinsurers Less Penalty (Cols. 15-27)	29 Stressed Recoverable (Col. 28 * 120%)	30 Reinsurance Payable & Funds Held (Cols. 17+18+20; but not in excess of Col. 29)	31 Stressed Net Recoverable (Cols. 29-30)	32 Total Collateral (Cols. 21+22 + 24, not in Excess of Col. 31)	33 Stressed Net Recoverable Net of Collateral Offsets (Cols. 31-32)	34 Reinsurer Designation Equivalent	35 Credit Risk on Collateralized Recoverables (Col. 32 * Factor Applicable to Reinsurer Designation Equivalent in Col. 34)	36 Credit Risk on Un-collateralized Recoverables (Col. 33 * Factor Applicable to Reinsurer Designation Equivalent in Col. 34)
AA-1128001	Lloyd's of London Syndicate #2001	0	0		0	39	0	0	39	47	47	0	0	0	2	0	0
AA-1128623	Lloyd's of London Syndicate #2623	0	0		0	(1)	9	0	8	10	(1)	11	0	11	2	0	0
AA-1128987	Lloyd's of London Syndicate #2987	0	0		0	111	206	0	317	380	111	269	0	269	2	0	6
AA-1129000	Lloyd's of London Syndicate #3000	0	0		0	112	173	0	285	342	112	230	0	230	2	0	5
AA-1126004	Lloyd's of London Syndicate #4444	0	0		0	19	22	0	41	49	19	30	0	30	2	0	1
AA-1126006	Lloyd's of London Syndicate #4472	0	0		0	38	17	0	55	66	38	28	0	28	2	0	1
AA-1120090	Lloyd's of London Syndicate #4711	0	0		0	11	6	0	17	20	11	9	0	9	2	0	0
1299999	Total authorized - other non-U.S. insurers	0	0	XXX	0	1,237	3,877	0	5,114	6,137	1,245	4,892	0	4,892	XXX	0	103
1499999	Total authorized excluding Protected Cells (Sum of 0899999, 0999999, 1099999, 1199999 and 1299999)	0	0	XXX	22	3,110	59,621	0	10,061	12,073	1,548	10,525	22	10,503	XXX	1	264
1899999	Total unauthorized - affiliates - U.S. non-pool	0	0	XXX	0	0	0	0	XXX	XXX	XXX	XXX	XXX	XXX	XXX	XXX	XXX
AA-3770227	Hudson Indemnity Ltd	0	0		0	35,434	0	0	35,434	42,521	42,521	0	0	0	6	0	0
2099999	Total unauthorized - affiliates - other (non-U.S.) - other	0	0	XXX	0	35,434	0	0	35,434	42,521	42,521	0	0	0	XXX	0	0
2199999	Total unauthorized - affiliates - other (non-U.S.)	0	0	XXX	0	35,434	0	0	35,434	42,521	42,521	0	0	0	XXX	0	0
2299999	Total unauthorized - affiliates	0	0	XXX	0	35,434	0	0	35,434	42,521	42,521	0	0	0	XXX	0	0
AA-3770505	Gibraltar	0	0		675	2,218	39	39	2,218	2,662	1,543	1,119	675	444	6	20	53
98-1863862	Maverick Insurance, Ltd.	0	0		0	12	0	0	12	14	14	0	0	0	6	0	0
AA-1460019	MS Amlin AG	0	0		4	4	0	0	4	5	0	4	0	1	3	0	0
00-0000000	Norse Insurance, Ltd.	0	0		0	153	0	0	153	184	184	0	0	0	6	0	0
AA-1460023	RenaissanceRe Europe AG	0	0		1	1	0	0	1	1	0	1	0	0	3	0	0
AA-3770159	TRAX Insurance Ltd	0	0		915	1,187	0	0	1,187	1,424	272	1,152	915	237	6	27	28
AA-3770000	Wheels Insurance Ltd	0	0		2,254	8,113	0	0	8,113	9,736	5,859	3,877	2,254	1,623	6	68	195
2699999	Total unauthorized - other non-U.S. insurers	0	0	XXX	3,849	11,688	39	39	11,688	14,026	7,872	6,154	3,849	2,305	XXX	115	276
2899999	Total unauthorized excluding Protected Cells (Sum of 2299999, 2399999, 2499999, 2599999 and 2699999)	0	0	XXX	3,849	47,122	39	39	47,122	56,546	50,393	6,154	3,849	2,305	XXX	115	276
3299999	Total certified - affiliates - U.S. non-pool	0	0	XXX	0	0	0	0	XXX	XXX	XXX	XXX	XXX	XXX	XXX	XXX	XXX
3599999	Total certified - affiliates - other (non-U.S.)	0	0	XXX	0	0	0	0	0	0	0	0	0	0	XXX	0	0
3699999	Total certified - affiliates	0	0	XXX	0	0	0	0	0	0	0	0	0	0	XXX	0	0
CR-1460023	RenaissanceRe Europe AG	0	0		5	4	0	0	4	5	0	5	5	0	3	0	0
4099999	Total certified - other non-U.S. insurers	0	0	XXX	5	4	0	0	4	5	0	5	5	0	XXX	0	0
4299999	Total certified excluding Protected Cells (Sum of 3699999, 3799999, 3899999, 3999999 and 4099999)	0	0	XXX	5	4	0	0	4	5	0	5	5	0	XXX	0	0
4699999	Total reciprocal jurisdiction - affiliates - U.S. non-pool	0	0	XXX	0	0	0	0	XXX	XXX	XXX	XXX	XXX	XXX	XXX	XXX	XXX
4999999	Total reciprocal jurisdiction - affiliates - other (non-U.S.)	0	0	XXX	0	0	0	0	0	0	0	0	0	0	XXX	0	0
5099999	Total reciprocal jurisdiction - affiliates	0	0	XXX	0	0	0	0	0	0	0	0	0	0	XXX	0	0
RJ-1120191	Convex Insurance UK Limited	0	0		0	53	27	0	80	96	53	43	0	43	3	0	1
RJ-3191190	Hamilton Re Ltd.	0	0		0	54	5	0	59	71	54	17	0	17	3	0	0
RJ-1460019	MS Amlin AG	0	0		0	(1)	4	0	3	4	(1)	5	0	5	3	0	0
5499999	Total reciprocal jurisdiction - other non-U.S. insurers	0	0	XXX	0	106	36	0	142	170	106	64	0	64	XXX	0	2

ANNUAL STATEMENT FOR THE YEAR 2025 OF THE TRIUMPHE CASUALTY COMPANY

SCHEDULE F - PART 3 (Continued)

Ceded Reinsurance as of December 31, Current Year (\$000 Omitted)
(Credit Risk)

ID Number From Col. 1	Name of Reinsurer From Col. 3	Collateral				25 Total Funds Held, Payables & Collateral	26 Net Recoverable Net of Funds Held & Collateral	27 Applicable Sch. F Penalty (Col. 78)	Ceded Reinsurance Credit Risk								
		21 Multiple Beneficiary Trusts	22 Letters of Credit	23 Issuing or Confirming Bank Reference Number	24 Single Beneficiary Trusts & Other Allowable Collateral				28 Total Amount Recoverable from Reinsurers Less Penalty (Cols. 15-27)	29 Stressed Recoverable (Col. 28 * 120%)	30 Reinsurance Payable & Funds Held (Cols. 17+18+20; but not in excess of Col. 29)	31 Stressed Net Recoverable (Cols. 29-30)	32 Total Collateral (Cols. 21+22 + 24, not in Excess of Col. 31)	33 Stressed Net Recoverable Net of Collateral Offsets (Cols. 31-32)	34 Reinsurer Designation Equivalent	35 Credit Risk on Collateralized Recoverables (Col. 32 * Factor Applicable to Reinsurer Designation Equivalent in Col. 34)	36 Credit Risk on Un-collateralized Recoverables (Col. 33 * Factor Applicable to Reinsurer Designation Equivalent in Col. 34)
5699999. Total reciprocal jurisdiction excluding Protected Cells (Sum of 5099999, 5199999, 5299999, 5399999 and 5499999)		0	0	XXX	0	106	36	0	142	170	106	64	0	64	XXX	0	2
5799999. Total authorized, unauthorized, reciprocal jurisdiction and certified excluding Protected Cells (Sum of 1499999, 2899999, 4299999 and 5699999)		0	0	XXX	3,876	50,342	59,696	39	57,329	68,795	52,047	16,748	3,876	12,872	XXX	116	542
5899999. Total Protected Cells (Sum of 1399999, 2799999, 4199999 and 5599999)		0	0	XXX	0	0	0	0	XXX	XXX	XXX	XXX	XXX	XXX	XXX	XXX	XXX
9999999 Totals		0	0	XXX	3,876	50,342	59,696	39	57,329	68,795	52,047	16,748	3,876	12,872	XXX	116	542

ANNUAL STATEMENT FOR THE YEAR 2025 OF THE TRIUMPH CASUALTY COMPANY

SCHEDULE F - PART 3 (Continued)

Ceded Reinsurance as of December 31, Current Year (\$000 Omitted)
(Aging of Ceded Reinsurance)

ID Number From Col. 1	Name of Reinsurer From Col. 3	Reinsurance Recoverable on Paid Losses and Paid Loss Adjustment Expenses							44 Total Recoverable on Paid Losses & LAE Amounts in Dispute Included in Col. 43	45 Recoverable on Paid Losses & LAE Over 90 Days Past Due Amounts in Dispute Included in Cols. 40 & 41	46 Total Recoverable on Paid Losses & LAE Amounts Not in Dispute (Cols 43-44)	47 Recoverable on Paid Losses & LAE Over 90 Days Past Due Amounts Not in Dispute (Cols. 40 + 41 - 45)	48 Amounts Received Prior 90 Days	49 Percentage Overdue Col. 42/Col. 43	50 Percentage of Amounts More Than 90 Days Overdue Not in Dispute (Col. 47/(Cols. 46+48))	51 Percentage More Than 120 Days Overdue (Col. 41/ Col. 43)	52 Is the Amount in Col. 50 Less Than 20%? (Yes or No)	53 Amounts in Col. 47 for Reinsurers with Values Less Than 20% in Col. 50
		37	Overdue				43 Total Due Cols. 37+42 (In total should equal Cols. 7+8)											
		Current	38 1 - 29 Days	39 30 - 90 Days	40 91 - 120 Days	41 Over 120 Days		42 Total Overdue Cols. 38+39 +40+41										
34-1607395	National Interstate Insurance Company	887	0	0	0	0	0	0	0	887	0	0	0	0.0	0.0	0.0	XXX	0
0199999	Total authorized - affiliates - U.S. intercompany pooling	887	0	0	0	0	0	0	0	887	0	0	0	0.0	0.0	0.0	XXX	0
31-0501234	Great American Insurance Company	7	12	0	0	0	12	19	0	19	0	0	0	63.2	0.0	0.0	XXX	0
0399999	Total authorized - affiliates - U.S. non-pool - other	7	12	0	0	0	12	19	0	19	0	0	0	63.2	0.0	0.0	XXX	0
0499999	Total authorized - affiliates - U.S. non-pool	7	12	0	0	0	12	19	0	19	0	0	0	63.2	0.0	0.0	XXX	0
0799999	Total authorized - affiliates - other (non-U.S.)	0	0	0	0	0	0	0	0	0	0	0	0	0.0	0.0	0.0	XXX	0
0899999	Total authorized - affiliates	894	12	0	0	0	12	906	0	906	0	0	0	1.3	0.0	0.0	XXX	0
38-3207001	Accident Fund Insurance Company of America	6	0	0	0	0	0	6	0	6	0	0	0	0.0	0.0	0.0	YES	0
06-1463851	Aspen Specialty Insurance Co	0	0	0	0	0	0	0	0	0	0	0	0	0.0	0.0	0.0	YES	0
39-0712210	Church Mutual Insurance Company, Stock Insurer	2	0	0	0	0	0	2	0	2	0	0	0	0.0	0.0	0.0	YES	0
42-0234980	Employers Mutual Casualty Company	1	0	0	0	0	0	1	0	1	0	0	0	0.0	0.0	0.0	YES	0
35-2293075	Endurance Assurance Corporation	0	0	0	0	0	0	0	0	0	0	0	0	0.0	0.0	0.0	YES	0
22-2005057	Everest Reinsurance Company	5	0	0	0	0	0	5	0	5	0	0	0	0.0	0.0	0.0	YES	0
43-1898350	Lismore Insurance Company	0	0	0	0	0	0	0	0	0	0	0	0	0.0	0.0	0.0	YES	0
13-2673100	General Reinsurance Corporation	0	0	0	0	0	0	0	0	0	0	0	0	0.0	0.0	0.0	YES	0
06-1481194	Markel Global Reinsurance Company	0	0	0	0	0	0	0	0	0	0	0	0	0.0	0.0	0.0	YES	0
13-4924125	Munich Reinsurance America Inc.	0	0	0	0	0	0	0	0	0	0	0	0	0.0	0.0	0.0	YES	0
13-3031176	Partner Reinsurance Company of the US	2	0	0	0	0	0	2	0	2	0	0	0	0.0	0.0	0.0	YES	0
43-1235868	Reinsurance Group of America	0	0	0	0	0	0	0	0	0	0	0	0	0.0	0.0	0.0	YES	0
52-1952955	Renaissance Reinsurance U.S. Inc.	37	0	0	0	0	0	37	0	37	0	0	0	0.0	0.0	0.0	YES	0
43-0727872	Safety National Casualty Corporation	16	0	0	0	0	0	16	0	16	0	0	0	0.0	0.0	0.0	YES	0
13-1675535	Swiss Reinsurance America Corporation	71	0	0	0	0	0	71	0	71	0	0	0	0.0	0.0	0.0	YES	0
31-0542366	The Cincinnati Insurance Company	0	0	0	0	0	0	0	0	0	0	0	0	0.0	0.0	0.0	YES	0
42-0644327	United Fire and Casualty Co.	2	0	0	0	0	0	2	0	2	0	0	0	0.0	0.0	0.0	YES	0
13-3088732	WFC National Insurance Co.	0	0	0	0	0	0	0	0	0	0	0	0	0.0	0.0	0.0	YES	0
0999999	Total authorized - other U.S. unaffiliated insurers	142	0	0	0	0	0	142	0	142	0	0	0	0.0	0.0	0.0	XXX	0
AA-9991423	Minnesota Workers Compensation	0	0	0	0	0	0	0	0	0	0	0	0	0.0	0.0	0.0	YES	0
1099999	Total authorized - pools - mandatory pools	0	0	0	0	0	0	0	0	0	0	0	0	0.0	0.0	0.0	XXX	0
AA-1120337	Aspen Insurance UK Ltd	0	0	0	0	0	0	0	0	0	0	0	0	0.0	0.0	0.0	YES	0
AA-3194130	Endurance Specialty Insurance Ltd	0	0	0	0	0	0	0	0	0	0	0	0	0.0	0.0	0.0	YES	0
AA-1340125	Hannover Rückversicherung AG	18	0	0	0	0	0	18	0	18	0	0	0	0.0	0.0	0.0	YES	0
AA-1126510	Lloyd's of London Syndicate #0510	0	0	0	0	0	0	0	0	0	0	0	0	0.0	0.0	0.0	YES	0
AA-1126566	Lloyd's of London Syndicate #0566	0	0	0	0	0	0	0	0	0	0	0	0	0.0	0.0	0.0	YES	0
AA-1126609	Lloyd's of London Syndicate #0609	0	0	0	0	0	0	0	0	0	0	0	0	0.0	0.0	0.0	YES	0
AA-1126623	Lloyd's of London Syndicate #0623	0	0	0	0	0	0	0	0	0	0	0	0	0.0	0.0	0.0	YES	0
AA-1126727	Lloyd's of London Syndicate #0727	0	0	0	0	0	0	0	0	0	0	0	0	0.0	0.0	0.0	YES	0
AA-1127084	Lloyd's of London Syndicate #1084	0	0	0	0	0	0	0	0	0	0	0	0	0.0	0.0	0.0	YES	0
AA-1127414	Lloyd's of London Syndicate #1414	0	0	0	0	0	0	0	0	0	0	0	0	0.0	0.0	0.0	YES	0
AA-1120102	Lloyd's of London Syndicate #1458	0	0	0	0	0	0	0	0	0	0	0	0	0.0	0.0	0.0	YES	0
AA-1120198	Lloyd's of London Syndicate #1618	0	0	0	0	0	0	0	0	0	0	0	0	0.0	0.0	0.0	YES	0
AA-1120156	Lloyd's of London Syndicate #1686	0	0	0	0	0	0	0	0	0	0	0	0	0.0	0.0	0.0	YES	0
AA-1120096	Lloyd's of London Syndicate #1880	0	0	0	0	0	0	0	0	0	0	0	0	0.0	0.0	0.0	YES	0

ANNUAL STATEMENT FOR THE YEAR 2025 OF THE TRIUMPH CASUALTY COMPANY

SCHEDULE F - PART 3 (Continued)

Ceded Reinsurance as of December 31, Current Year (\$000 Omitted)

(Aging of Ceded Reinsurance)

ID Number From Col. 1	Name of Reinsurer From Col. 3	Reinsurance Recoverable on Paid Losses and Paid Loss Adjustment Expenses						44 Total Recoverable on Paid Losses & LAE Amounts in Dispute Included in Col. 43	45 Recoverable on Paid Losses & LAE Over 90 Days Past Due Amounts Included in Cols. 40 & 41	46 Total Recoverable on Paid Losses & LAE Amounts Not in Dispute (Cols 43-44)	47 Recoverable on Paid Losses & LAE Over 90 Days Past Due Amounts Not in Dispute (Cols. 40 + 41 - 45)	48 Amounts Received Prior 90 Days	49 Percentage Overdue Col. 42/Col. 43	50 Percentage of Amounts More Than 90 Days Overdue Not in Dispute (Col. 47/(Cols. 46+48))	51 Percentage More Than 120 Days Overdue (Col. 41/ Col. 43)	52 Is the Amount in Col. 50 Less Than 20%? (Yes or No)	53 Amounts in Col. 47 for Reinsurers with Values Less Than 20% in Col. 50
		37 Current	Overdue				43 Total Due Cols. 37+42 (In total should equal Cols. 7+8)										
			38 1 - 29 Days	39 30 - 90 Days	40 91 - 120 Days	41 Over 120 Days											
AA-1120106	Lloyd's of London Syndicate #1969	0	0	0	0	0	0	0	0	0	0	0.0	0.0	0.0	0.0	YES	0
AA-1128001	Lloyd's of London Syndicate #2001	0	0	0	0	0	0	0	0	0	0	0.0	0.0	0.0	0.0	YES	0
AA-1128623	Lloyd's of London Syndicate #2623	0	0	0	0	0	0	0	0	0	0	0.0	0.0	0.0	0.0	YES	0
AA-1128987	Lloyd's of London Syndicate #2987	0	0	0	0	0	0	0	0	0	0	0.0	0.0	0.0	0.0	YES	0
AA-1129000	Lloyd's of London Syndicate #3000	0	0	0	0	0	0	0	0	0	0	0.0	0.0	0.0	0.0	YES	0
AA-1126004	Lloyd's of London Syndicate #4444	0	0	0	0	0	0	0	0	0	0	0.0	0.0	0.0	0.0	YES	0
AA-1126006	Lloyd's of London Syndicate #4472	0	0	0	0	0	0	0	0	0	0	0.0	0.0	0.0	0.0	YES	0
AA-1120090	Lloyd's of London Syndicate #4711	0	0	0	0	0	0	0	0	0	0	0.0	0.0	0.0	0.0	YES	0
1299999	Total authorized - other non-U.S. insurers	18	0	0	0	0	18	0	0	18	0	0	0.0	0.0	0.0	XXX	0
1499999	Total authorized excluding Protected Cells (Sum of 0899999, 0999999, 1099999, 1199999 and 1299999)	1,054	12	0	0	0	12	1,066	0	1,066	0	0	1.1	0.0	0.0	XXX	0
1899999	Total unauthorized - affiliates - U.S. non-pool	0	0	0	0	0	0	0	0	0	0	0	0.0	0.0	0.0	XXX	0
AA-3770227	Hudson Indemnity Ltd	0	0	0	0	0	0	0	0	0	0	0	0.0	0.0	0.0	YES	0
2099999	Total unauthorized - affiliates - other (non-U.S.) - other	0	0	0	0	0	0	0	0	0	0	0	0.0	0.0	0.0	XXX	0
2199999	Total unauthorized - affiliates - other (non-U.S.)	0	0	0	0	0	0	0	0	0	0	0	0.0	0.0	0.0	XXX	0
2299999	Total unauthorized - affiliates	0	0	0	0	0	0	0	0	0	0	0	0.0	0.0	0.0	XXX	0
AA-3770505	Gibraltar	96	0	0	0	0	96	96	0	96	0	0	0.0	0.0	0.0	YES	0
98-1863862	Maverick Insurance, Ltd.	0	0	0	0	0	0	0	0	0	0	0	0.0	0.0	0.0	YES	0
AA-1460019	MS Amlin AG	0	0	0	0	0	0	0	0	0	0	0	0.0	0.0	0.0	YES	0
00-0000000	Norse Insurance, Ltd.	0	0	0	0	0	0	0	0	0	0	0	0.0	0.0	0.0	YES	0
AA-1460023	RenaissanceRe Europe AG	0	0	0	0	0	0	0	0	0	0	0	0.0	0.0	0.0	YES	0
AA-3770159	TRAX Insurance Ltd	92	0	0	0	0	92	92	0	92	0	0	0.0	0.0	0.0	YES	0
AA-3770000	Wheels Insurance Ltd	542	0	0	0	0	542	542	0	542	0	0	0.0	0.0	0.0	YES	0
2699999	Total unauthorized - other non-U.S. insurers	730	0	0	0	0	730	730	0	730	0	0	0.0	0.0	0.0	XXX	0
2899999	Total unauthorized excluding Protected Cells (Sum of 2299999, 2399999, 2499999, 2599999 and 2699999)	730	0	0	0	0	730	730	0	730	0	0	0.0	0.0	0.0	XXX	0
3299999	Total certified - affiliates - U.S. non-pool	0	0	0	0	0	0	0	0	0	0	0	0.0	0.0	0.0	XXX	0
3599999	Total certified - affiliates - other (non-U.S.)	0	0	0	0	0	0	0	0	0	0	0	0.0	0.0	0.0	XXX	0
3699999	Total certified - affiliates	0	0	0	0	0	0	0	0	0	0	0	0.0	0.0	0.0	XXX	0
CR-1460023	RenaissanceRe Europe AG	0	0	0	0	0	0	0	0	0	0	0	0.0	0.0	0.0	YES	0
4099999	Total certified - other non-U.S. insurers	0	0	0	0	0	0	0	0	0	0	0	0.0	0.0	0.0	XXX	0
4299999	Total certified excluding Protected Cells (Sum of 3699999, 3799999, 3899999, 3999999 and 4099999)	0	0	0	0	0	0	0	0	0	0	0	0.0	0.0	0.0	XXX	0
4699999	Total reciprocal jurisdiction - affiliates - U.S. non-pool	0	0	0	0	0	0	0	0	0	0	0	0.0	0.0	0.0	XXX	0
4999999	Total reciprocal jurisdiction - affiliates - other (non-U.S.)	0	0	0	0	0	0	0	0	0	0	0	0.0	0.0	0.0	XXX	0
5099999	Total reciprocal jurisdiction - affiliates	0	0	0	0	0	0	0	0	0	0	0	0.0	0.0	0.0	XXX	0
RJ-1120191	Convex Insurance UK Limited	0	0	0	0	0	0	0	0	0	0	0	0.0	0.0	0.0	YES	0

ANNUAL STATEMENT FOR THE YEAR 2025 OF THE TRIUMPHE CASUALTY COMPANY

SCHEDULE F - PART 3 (Continued)

Ceded Reinsurance as of December 31, Current Year (\$000 Omitted)
(Aging of Ceded Reinsurance)

ID Number From Col. 1	Name of Reinsurer From Col. 3	Reinsurance Recoverable on Paid Losses and Paid Loss Adjustment Expenses						44 Total Recoverable on Paid Losses & LAE Amounts in Dispute Included in Col. 43	45 Recoverable on Paid Losses & LAE Over 90 Days Past Due Amounts Included in Cols. 40 & 41	46 Total Recoverable on Paid Losses & LAE Amounts Not in Dispute (Cols 43-44)	47 Recoverable on Paid Losses & LAE Over 90 Days Past Due Amounts Not in Dispute (Cols. 40 + 41 - 45)	48 Amounts Received Prior 90 Days	49 Percentage Overdue Col. 42/Col. 43	50 Percentage of Amounts More Than 90 Days Overdue Not in Dispute (Col. 47/[Cols. 46+48])	51 Percentage More Than 120 Days Overdue (Col. 41/ Col. 43)	52 Is the Amount in Col. 50 Less Than 20%? (Yes or No)	53 Amounts in Col. 47 for Reinsurers with Values Less Than 20% in Col. 50
		37	Overdue				43										
		Current	38 1 - 29 Days	39 30 - 90 Days	40 91 - 120 Days	41 Over 120 Days	42 Total Overdue Cols. 38+39 +40+41										
RJ-3191190 ..	Hamilton Re Ltd.	0	0	0	0	0	0	0	0	0	0	0.0	0.0	0.0	0.0	YES.....	0
RJ-1460019 ..	MS Amlin AG	0	0	0	0	0	0	0	0	0	0	0.0	0.0	0.0	0.0	YES.....	0
5499999.	Total reciprocal jurisdiction - other non-U.S. insurers	0	0	0	0	0	0	0	0	0	0	0.0	0.0	0.0	0.0	XXX	0
5699999.	Total reciprocal jurisdiction excluding Protected Cells (Sum of 5099999, 5199999, 5299999, 5399999 and 5499999)	0	0	0	0	0	0	0	0	0	0	0.0	0.0	0.0	0.0	XXX	0
5799999.	Total authorized, unauthorized, reciprocal jurisdiction and certified excluding Protected Cells (Sum of 1499999, 2899999, 4299999 and 5699999)	1,784	12	0	0	0	12	1,796	0	0	1,796	0	0.7	0.0	0.0	XXX	0
5899999.	Total Protected Cells (Sum of 1399999, 2799999, 4199999 and 5599999)	0	0	0	0	0	0	0	0	0	0	0.0	0.0	0.0	0.0	XXX	0
9999999	Totals	1,784	12	0	0	0	12	1,796	0	0	1,796	0	0.7	0.0	0.0	XXX	0

ANNUAL STATEMENT FOR THE YEAR 2025 OF THE TRIUMPH CASUALTY COMPANY

SCHEDULE F - PART 3 (Continued)

Ceded Reinsurance as of December 31, Current Year (\$000 Omitted)
(Provision for Reinsurance for Certified Reinsurers)

ID Number From Col. 1	Name of Reinsurer From Col. 3	Provision for Certified Reinsurance													Complete if Col. 52 = "No"; Otherwise Enter 0			69 Provision for Overdue Reinsurance Ceded to Certified Reinsurers (Greater of [Col. 62 + Col. 65] or Col.68; not to Exceed Col. 63)
		54	55	56	57	58	59	60	61	62	63	64	65	66	67	68		
		Certified Reinsurer Rating (1 through 6)	Effective Date of Certified Reinsurer Rating	Percent Collateral Required for Full Credit (0% through 100%)	Catastrophe Recoverables Qualifying for Collateral Deferral	Net Recoverables Subject to Collateral Requirements for Full Credit (Col. 19 - Col. 57)	Dollar Amount of Collateral Required (Col. 56 * Col. 58)	Percent of Collateral Provided for Net Recoverables Subject to Collateral Requirements ([Col. 20 + Col. 21 + Col. 22 + Col. 24] / Col. 58)	Percent Credit Allowed on Net Recoverables Subject to Collateral Requirements (Col. 60 / Col. 56, not to exceed 100%)	20% of Recoverable on Paid Losses & LAE Over 90 Days Past Due Amounts in Dispute (Col. 45 * 20%)	Amount of Credit Allowed for Net Recoverables (Col. 57 + [Col. 58 * Col. 61])	Provision for Reinsurance with Certified Reinsurers Due to Collateral Deficiency (Col. 19 - Col. 63)	20% of Recoverable on Paid Losses & LAE Over 90 Days Past Due Amounts Not in Dispute (Col. 47 * 20%)	Total Collateral Provided (Col. 20 + Col. 21 + Col. 24, not to Exceed Col. 63)	Net Unsecured Recoverable for Which Credit is Allowed (Col. 63 - Col. 66)	20% of Amount in Col. 67		
34-1607395	National Interstate Insurance Company	XXX	XXX	XXX	XXX	XXX	XXX	XXX	XXX	XXX	XXX	XXX	XXX	XXX	XXX	XXX	XXX	
0199999	Total authorized - affiliates - U.S. intercompany pooling			XXX	XXX	XXX	XXX	XXX	XXX	XXX	XXX	XXX	XXX	XXX	XXX	XXX	XXX	
31-0501234	Great American Insurance Company	XXX	XXX	XXX	XXX	XXX	XXX	XXX	XXX	XXX	XXX	XXX	XXX	XXX	XXX	XXX	XXX	
0399999	Total authorized - affiliates - U.S. non-pool - other			XXX	XXX	XXX	XXX	XXX	XXX	XXX	XXX	XXX	XXX	XXX	XXX	XXX	XXX	
0499999	Total authorized - affiliates - U.S. non-pool			XXX	XXX	XXX	XXX	XXX	XXX	XXX	XXX	XXX	XXX	XXX	XXX	XXX	XXX	
0799999	Total authorized - affiliates - other (non-U.S.)			XXX	XXX	XXX	XXX	XXX	XXX	XXX	XXX	XXX	XXX	XXX	XXX	XXX	XXX	
0899999	Total authorized - affiliates			XXX	XXX	XXX	XXX	XXX	XXX	XXX	XXX	XXX	XXX	XXX	XXX	XXX	XXX	
38-3207001	Accident Fund Insurance Company of America	XXX	XXX	XXX	XXX	XXX	XXX	XXX	XXX	XXX	XXX	XXX	XXX	XXX	XXX	XXX	XXX	
06-1463851	Aspen Specialty Insurance Co	XXX	XXX	XXX	XXX	XXX	XXX	XXX	XXX	XXX	XXX	XXX	XXX	XXX	XXX	XXX	XXX	
39-0712210	Church Mutual Insurance Company, Stock Insurer	XXX	XXX	XXX	XXX	XXX	XXX	XXX	XXX	XXX	XXX	XXX	XXX	XXX	XXX	XXX	XXX	
42-0234980	Employers Mutual Casualty Company	XXX	XXX	XXX	XXX	XXX	XXX	XXX	XXX	XXX	XXX	XXX	XXX	XXX	XXX	XXX	XXX	
35-2293075	Endurance Assurance Corporation	XXX	XXX	XXX	XXX	XXX	XXX	XXX	XXX	XXX	XXX	XXX	XXX	XXX	XXX	XXX	XXX	
22-2005057	Everest Reinsurance Company	XXX	XXX	XXX	XXX	XXX	XXX	XXX	XXX	XXX	XXX	XXX	XXX	XXX	XXX	XXX	XXX	
43-1898350	Lismore Insurance Company	XXX	XXX	XXX	XXX	XXX	XXX	XXX	XXX	XXX	XXX	XXX	XXX	XXX	XXX	XXX	XXX	
13-2673100	General Reinsurance Corporation	XXX	XXX	XXX	XXX	XXX	XXX	XXX	XXX	XXX	XXX	XXX	XXX	XXX	XXX	XXX	XXX	
06-1481194	Markel Global Reinsurance Company	XXX	XXX	XXX	XXX	XXX	XXX	XXX	XXX	XXX	XXX	XXX	XXX	XXX	XXX	XXX	XXX	
13-4924125	Munich Reinsurance America Inc.	XXX	XXX	XXX	XXX	XXX	XXX	XXX	XXX	XXX	XXX	XXX	XXX	XXX	XXX	XXX	XXX	
13-3031176	Partner Reinsurance Company of the US	XXX	XXX	XXX	XXX	XXX	XXX	XXX	XXX	XXX	XXX	XXX	XXX	XXX	XXX	XXX	XXX	
43-1235868	Reinsurance Group of America	XXX	XXX	XXX	XXX	XXX	XXX	XXX	XXX	XXX	XXX	XXX	XXX	XXX	XXX	XXX	XXX	
52-1952955	Renaissance Reinsurance U.S. Inc.	XXX	XXX	XXX	XXX	XXX	XXX	XXX	XXX	XXX	XXX	XXX	XXX	XXX	XXX	XXX	XXX	
43-0727872	Safety National Casualty Corporation	XXX	XXX	XXX	XXX	XXX	XXX	XXX	XXX	XXX	XXX	XXX	XXX	XXX	XXX	XXX	XXX	
13-1675535	Swiss Reinsurance America Corporation	XXX	XXX	XXX	XXX	XXX	XXX	XXX	XXX	XXX	XXX	XXX	XXX	XXX	XXX	XXX	XXX	
31-0542366	The Cincinnati Insurance Company	XXX	XXX	XXX	XXX	XXX	XXX	XXX	XXX	XXX	XXX	XXX	XXX	XXX	XXX	XXX	XXX	
42-0644327	United Fire and Casualty Co.	XXX	XXX	XXX	XXX	XXX	XXX	XXX	XXX	XXX	XXX	XXX	XXX	XXX	XXX	XXX	XXX	
13-3088732	WFC National Insurance Co.	XXX	XXX	XXX	XXX	XXX	XXX	XXX	XXX	XXX	XXX	XXX	XXX	XXX	XXX	XXX	XXX	
0999999	Total authorized - other U.S. unaffiliated insurers			XXX	XXX	XXX	XXX	XXX	XXX	XXX	XXX	XXX	XXX	XXX	XXX	XXX	XXX	
AA-9991423	Minnesota Workers Compensation	XXX	XXX	XXX	XXX	XXX	XXX	XXX	XXX	XXX	XXX	XXX	XXX	XXX	XXX	XXX	XXX	
1099999	Total authorized - pools - mandatory pools			XXX	XXX	XXX	XXX	XXX	XXX	XXX	XXX	XXX	XXX	XXX	XXX	XXX	XXX	
AA-1120337	Aspen Insurance UK Ltd	XXX	XXX	XXX	XXX	XXX	XXX	XXX	XXX	XXX	XXX	XXX	XXX	XXX	XXX	XXX	XXX	
AA-3194130	Endurance Specialty Insurance Ltd	XXX	XXX	XXX	XXX	XXX	XXX	XXX	XXX	XXX	XXX	XXX	XXX	XXX	XXX	XXX	XXX	
AA-1340125	Hannover Rückversicherung AG	XXX	XXX	XXX	XXX	XXX	XXX	XXX	XXX	XXX	XXX	XXX	XXX	XXX	XXX	XXX	XXX	
AA-1126510	Lloyd's of London Syndicate #0510	XXX	XXX	XXX	XXX	XXX	XXX	XXX	XXX	XXX	XXX	XXX	XXX	XXX	XXX	XXX	XXX	
AA-1126566	Lloyd's of London Syndicate #0566	XXX	XXX	XXX	XXX	XXX	XXX	XXX	XXX	XXX	XXX	XXX	XXX	XXX	XXX	XXX	XXX	
AA-1126609	Lloyd's of London Syndicate #0609	XXX	XXX	XXX	XXX	XXX	XXX	XXX	XXX	XXX	XXX	XXX	XXX	XXX	XXX	XXX	XXX	
AA-1126623	Lloyd's of London Syndicate #0623	XXX	XXX	XXX	XXX	XXX	XXX	XXX	XXX	XXX	XXX	XXX	XXX	XXX	XXX	XXX	XXX	
AA-1126727	Lloyd's of London Syndicate #0727	XXX	XXX	XXX	XXX	XXX	XXX	XXX	XXX	XXX	XXX	XXX	XXX	XXX	XXX	XXX	XXX	
AA-1127084	Lloyd's of London Syndicate #1084	XXX	XXX	XXX	XXX	XXX	XXX	XXX	XXX	XXX	XXX	XXX	XXX	XXX	XXX	XXX	XXX	
AA-1127414	Lloyd's of London Syndicate #1414	XXX	XXX	XXX	XXX	XXX	XXX	XXX	XXX	XXX	XXX	XXX	XXX	XXX	XXX	XXX	XXX	
AA-1120102	Lloyd's of London Syndicate #1458	XXX	XXX	XXX	XXX	XXX	XXX	XXX	XXX	XXX	XXX	XXX	XXX	XXX	XXX	XXX	XXX	
AA-1120198	Lloyd's of London Syndicate #1618	XXX	XXX	XXX	XXX	XXX	XXX	XXX	XXX	XXX	XXX	XXX	XXX	XXX	XXX	XXX	XXX	
AA-1120156	Lloyd's of London Syndicate #1686	XXX	XXX	XXX	XXX	XXX	XXX	XXX	XXX	XXX	XXX	XXX	XXX	XXX	XXX	XXX	XXX	

ANNUAL STATEMENT FOR THE YEAR 2025 OF THE TRIUMPH CASUALTY COMPANY

SCHEDULE F - PART 3 (Continued)

Ceded Reinsurance as of December 31, Current Year (\$000 Omitted)
(Provision for Reinsurance for Certified Reinsurers)

ID Number From Col. 1	Name of Reinsurer From Col. 3	Provision for Certified Reinsurance														Complete if Col. 52 = "No"; Otherwise Enter 0			69 Provision for Overdue Reinsurance Ceded to Certified Reinsurers (Greater of [Col. 62 + Col. 65] or Col.68; not to Exceed Col. 63)
		54	55	56	57	58	59	60	61	62	63	64	65	66	67	68			
		Certified Reinsurer Rating (1 through 6)	Effective Date of Certified Reinsurer Rating	Percent Collateral Required for Full Credit (0% through 100%)	Catastrophe Recoverables Qualifying for Collateral Deferral	Net Recoverables Subject to Collateral Requirements for Full Credit (Col. 19 - Col. 57)	Dollar Amount of Collateral Required (Col. 56 * Col. 58)	Percent of Collateral Provided for Net Recoverables Subject to Collateral Requirements ([Col. 20 + Col. 21 + Col. 22 + Col. 24] / Col. 58)	Percent Credit Allowed on Net Recoverables Subject to Collateral Requirements (Col. 60 / Col. 56, not to exceed 100%)	20% of Recoverable on Paid Losses & LAE Over 90 Days Past Due Amounts in Dispute (Col. 45 * 20%)	Amount of Credit Allowed for Net Recoverables (Col. 57 + [Col. 58 * Col. 61])	Provision for Reinsurance with Certified Reinsurers Due to Collateral Deficiency (Col. 19 - Col. 63)	20% of Recoverable on Paid Losses & LAE Over 90 Days Past Due Amounts Not in Dispute (Col. 47 * 20%)	Total Collateral Provided (Col. 20 + Col. 21 + Col. 24, not to Exceed Col. 63)	Net Unsecured Recoverable for Which Credit is Allowed (Col. 63 - Col. 66)	20% of Amount in Col. 67			
AA-1120096	Lloyd's of London Syndicate #1880	XXX	XXX	XXX	XXX	XXX	XXX	XXX	XXX	XXX	XXX	XXX	XXX	XXX	XXX	XXX	XXX	XXX	
AA-1120106	Lloyd's of London Syndicate #1969	XXX	XXX	XXX	XXX	XXX	XXX	XXX	XXX	XXX	XXX	XXX	XXX	XXX	XXX	XXX	XXX	XXX	
AA-1128001	Lloyd's of London Syndicate #2001	XXX	XXX	XXX	XXX	XXX	XXX	XXX	XXX	XXX	XXX	XXX	XXX	XXX	XXX	XXX	XXX	XXX	
AA-1128623	Lloyd's of London Syndicate #2623	XXX	XXX	XXX	XXX	XXX	XXX	XXX	XXX	XXX	XXX	XXX	XXX	XXX	XXX	XXX	XXX	XXX	
AA-1128987	Lloyd's of London Syndicate #2987	XXX	XXX	XXX	XXX	XXX	XXX	XXX	XXX	XXX	XXX	XXX	XXX	XXX	XXX	XXX	XXX	XXX	
AA-1129000	Lloyd's of London Syndicate #3000	XXX	XXX	XXX	XXX	XXX	XXX	XXX	XXX	XXX	XXX	XXX	XXX	XXX	XXX	XXX	XXX	XXX	
AA-1126004	Lloyd's of London Syndicate #4444	XXX	XXX	XXX	XXX	XXX	XXX	XXX	XXX	XXX	XXX	XXX	XXX	XXX	XXX	XXX	XXX	XXX	
AA-1126006	Lloyd's of London Syndicate #4472	XXX	XXX	XXX	XXX	XXX	XXX	XXX	XXX	XXX	XXX	XXX	XXX	XXX	XXX	XXX	XXX	XXX	
AA-1120090	Lloyd's of London Syndicate #4711	XXX	XXX	XXX	XXX	XXX	XXX	XXX	XXX	XXX	XXX	XXX	XXX	XXX	XXX	XXX	XXX	XXX	
1299999	Total authorized - other non-U.S. insurers			XXX	XXX	XXX	XXX	XXX	XXX	XXX	XXX	XXX	XXX	XXX	XXX	XXX	XXX	XXX	
1499999	Total authorized excluding Protected Cells (Sum of 0899999, 0999999, 1099999, 1199999 and 1299999)			XXX	XXX	XXX	XXX	XXX	XXX	XXX	XXX	XXX	XXX	XXX	XXX	XXX	XXX	XXX	
1899999	Total unauthorized - affiliates - U.S. non-pool			XXX	XXX	XXX	XXX	XXX	XXX	XXX	XXX	XXX	XXX	XXX	XXX	XXX	XXX	XXX	
AA-3770227	Hudson Indemnity Ltd	XXX	XXX	XXX	XXX	XXX	XXX	XXX	XXX	XXX	XXX	XXX	XXX	XXX	XXX	XXX	XXX	XXX	
2099999	Total unauthorized - affiliates - other (non-U.S.) - other			XXX	XXX	XXX	XXX	XXX	XXX	XXX	XXX	XXX	XXX	XXX	XXX	XXX	XXX	XXX	
2199999	Total unauthorized - affiliates - other (non-U.S.)			XXX	XXX	XXX	XXX	XXX	XXX	XXX	XXX	XXX	XXX	XXX	XXX	XXX	XXX	XXX	
2299999	Total unauthorized - affiliates			XXX	XXX	XXX	XXX	XXX	XXX	XXX	XXX	XXX	XXX	XXX	XXX	XXX	XXX	XXX	
AA-3770505	Gibraltar	XXX	XXX	XXX	XXX	XXX	XXX	XXX	XXX	XXX	XXX	XXX	XXX	XXX	XXX	XXX	XXX	XXX	
98-1863862	Maverick Insurance, Ltd.	XXX	XXX	XXX	XXX	XXX	XXX	XXX	XXX	XXX	XXX	XXX	XXX	XXX	XXX	XXX	XXX	XXX	
AA-1460019	MS Amlin AG	XXX	XXX	XXX	XXX	XXX	XXX	XXX	XXX	XXX	XXX	XXX	XXX	XXX	XXX	XXX	XXX	XXX	
00-0000000	Norse Insurance, Ltd.	XXX	XXX	XXX	XXX	XXX	XXX	XXX	XXX	XXX	XXX	XXX	XXX	XXX	XXX	XXX	XXX	XXX	
AA-1460023	RenaissanceRe Europe AG	XXX	XXX	XXX	XXX	XXX	XXX	XXX	XXX	XXX	XXX	XXX	XXX	XXX	XXX	XXX	XXX	XXX	
AA-3770159	TRAX Insurance Ltd	XXX	XXX	XXX	XXX	XXX	XXX	XXX	XXX	XXX	XXX	XXX	XXX	XXX	XXX	XXX	XXX	XXX	
AA-3770000	Wheels Insurance Ltd	XXX	XXX	XXX	XXX	XXX	XXX	XXX	XXX	XXX	XXX	XXX	XXX	XXX	XXX	XXX	XXX	XXX	
2699999	Total unauthorized - other non-U.S. insurers			XXX	XXX	XXX	XXX	XXX	XXX	XXX	XXX	XXX	XXX	XXX	XXX	XXX	XXX	XXX	
2899999	Total unauthorized excluding Protected Cells (Sum of 2299999, 2399999, 2499999, 2599999 and 2699999)			XXX	XXX	XXX	XXX	XXX	XXX	XXX	XXX	XXX	XXX	XXX	XXX	XXX	XXX	XXX	
3299999	Total certified - affiliates - U.S. non-pool			XXX	0	0	0	XXX	XXX	0	0	0	0	0	0	0	0	0	
3599999	Total certified - affiliates - other (non-U.S.)			XXX	0	0	0	XXX	XXX	0	0	0	0	0	0	0	0	0	
3699999	Total certified - affiliates			XXX	0	0	0	XXX	XXX	0	0	0	0	0	0	0	0	0	
CR-1460023	RenaissanceRe Europe AG	3	.01/01/2016	20.0	0	4	1	125.0	100.0	0	4	0	0	0	0	0	0	0	
4099999	Total certified - other non-U.S. insurers			XXX	0	4	1	XXX	XXX	0	4	0	0	0	0	0	0	0	
4299999	Total certified excluding Protected Cells (Sum of 3699999, 3799999, 3899999, 3999999 and 4099999)			XXX	0	4	1	XXX	XXX	0	4	0	0	0	0	0	0	0	
4699999	Total reciprocal jurisdiction - affiliates - U.S. non-pool			XXX	XXX	XXX	XXX	XXX	XXX	XXX	XXX	XXX	XXX	XXX	XXX	XXX	XXX	XXX	
4999999	Total reciprocal jurisdiction - affiliates - other (non-U.S.)			XXX	XXX	XXX	XXX	XXX	XXX	XXX	XXX	XXX	XXX	XXX	XXX	XXX	XXX	XXX	
5099999	Total reciprocal jurisdiction - affiliates			XXX	XXX	XXX	XXX	XXX	XXX	XXX	XXX	XXX	XXX	XXX	XXX	XXX	XXX	XXX	
RJ-1120191	Convex Insurance UK Limited	XXX	XXX	XXX	XXX	XXX	XXX	XXX	XXX	XXX	XXX	XXX	XXX	XXX	XXX	XXX	XXX	XXX	
RJ-3191190	Hamilton Re Ltd.	XXX	XXX	XXX	XXX	XXX	XXX	XXX	XXX	XXX	XXX	XXX	XXX	XXX	XXX	XXX	XXX	XXX	
RJ-1460019	MS Amlin AG	XXX	XXX	XXX	XXX	XXX	XXX	XXX	XXX	XXX	XXX	XXX	XXX	XXX	XXX	XXX	XXX	XXX	

ANNUAL STATEMENT FOR THE YEAR 2025 OF THE TRIUMPHE CASUALTY COMPANY

SCHEDULE F - PART 3 (Continued)

Ceded Reinsurance as of December 31, Current Year (\$000 Omitted)
(Provision for Reinsurance for Certified Reinsurers)

ID Number From Col. 1	Name of Reinsurer From Col. 3	Provision for Certified Reinsurance													Complete if Col. 52 = "No"; Otherwise Enter 0			69 Provision for Overdue Reinsurance Ceded to Certified Reinsurers (Greater of [Col. 62 + Col. 65] or Col.68; not to Exceed Col. 63)
		54	55	56	57	58	59	60	61	62	63	64	65	66	67	68		
		Certified Reinsurer Rating (1 through 6)	Effective Date of Certified Reinsurer Rating	Percent Collateral Required for Full Credit (0% through 100%)	Catastrophe Recoverables Qualifying for Collateral Deferral	Net Recoverables Subject to Collateral Requirements for Full Credit (Col. 19 - Col. 57)	Dollar Amount of Collateral Required (Col. 56 * Col. 58)	Percent of Collateral Provided for Net Recoverables Subject to Collateral Requirements ([Col. 20 + Col. 21 + Col. 22 + Col. 24] / Col. 58)	Percent Credit Allowed on Net Recoverables Subject to Collateral Requirements (Col. 60 / Col. 56, not to exceed 100%)	20% of Recoverable on Paid Losses & LAE Over 90 Days Past Due Amounts in Dispute (Col. 45 * 20%)	Amount of Credit Allowed for Net Recoverables (Col. 57 + [Col. 58 * Col. 61])	Provision for Reinsurance with Certified Reinsurers Due to Collateral Deficiency (Col. 19 - Col. 63)	20% of Recoverable on Paid Losses & LAE Over 90 Days Past Due Amounts Not in Dispute (Col. 47 * 20%)	Total Collateral Provided (Col. 20 + Col. 21 + Col. 22 + Col. 24, not to Exceed Col. 63)	Net Unsecured Recoverable for Which Credit is Allowed (Col. 63 - Col. 66)	20% of Amount in Col. 67		
5499999. Total reciprocal jurisdiction - other non-U.S. insurers				XXX	XXX	XXX	XXX	XXX	XXX	XXX	XXX	XXX	XXX	XXX	XXX	XXX	XXX	
5699999. Total reciprocal jurisdiction excluding Protected Cells (Sum of 5099999, 5199999, 5299999, 5399999 and 5499999)				XXX	XXX	XXX	XXX	XXX	XXX	XXX	XXX	XXX	XXX	XXX	XXX	XXX	XXX	
5799999. Total authorized, unauthorized, reciprocal jurisdiction and certified excluding Protected Cells (Sum of 1499999, 2899999, 4299999 and 5699999)				XXX	0	4	1	XXX	XXX	0	4	0	0	0	0	0	0	
5899999. Total Protected Cells (Sum of 1399999, 2799999, 4199999 and 5599999)				XXX	0	0	0	XXX	XXX	0	0	0	0	0	0	0	0	
9999999 Totals				XXX	0	4	1	XXX	XXX	0	4	0	0	0	0	0	0	

ANNUAL STATEMENT FOR THE YEAR 2025 OF THE TRIUMPHE CASUALTY COMPANY

SCHEDULE F - PART 3 (Continued)

Ceded Reinsurance as of December 31, Current Year (\$000 Omitted)
(Total Provision for Reinsurance)

ID Number From Col. 1	Name of Reinsurer From Col. 3	70 20% of Recoverable on Paid Losses & LAE Over 90 Days past Due Amounts Not in Dispute (Col. 47 * 20%)	Provision for Unauthorized Reinsurance		Provision for Overdue Authorized and Reciprocal Jurisdiction Reinsurance		Total Provision for Reinsurance			
			71	72	73	74	75	76	77	78
			Provision for Reinsurance with Unauthorized Reinsurers Due to Collateral Deficiency (Col. 26)	Provision for Overdue Reinsurance from Unauthorized Reinsurers and Amounts in Dispute (Col. 70 + 20% of the Amount in Col. 16)	Complete if Col. 52 = "Yes"; Otherwise Enter 0	Complete if Col. 52 = "No"; Otherwise Enter 0	Provision for Amounts Ceded to Authorized and Reciprocal Jurisdiction Reinsurers (Cols. 73 + 74)	Provision for Amounts Ceded to Unauthorized Reinsurers (Cols. 71 + 72 Not in Excess of Col. 15)	Provision for Amounts Ceded to Certified Reinsurers (Cols. 64 + 69)	Total Provision for Reinsurance (Cols. 75 + 76 + 77)
34-1607395	National Interstate Insurance Company	0	XXX	XXX	0	0	0	XXX	XXX	0
0199999	Total authorized - affiliates - U.S. intercompany pooling	0	XXX	XXX	0	0	0	XXX	XXX	0
31-0501234	Great American Insurance Company	0	XXX	XXX	0	0	0	XXX	XXX	0
0399999	Total authorized - affiliates - U.S. non-pool - other	0	XXX	XXX	0	0	0	XXX	XXX	0
0499999	Total authorized - affiliates - U.S. non-pool	0	XXX	XXX	0	0	0	XXX	XXX	0
0799999	Total authorized - affiliates - other (non-U.S.)	0	XXX	XXX	0	0	0	XXX	XXX	0
0899999	Total authorized - affiliates	0	XXX	XXX	0	0	0	XXX	XXX	0
38-3207001	Accident Fund Insurance Company of America	0	XXX	XXX	0	0	0	XXX	XXX	0
06-1463851	Aspen Specialty Insurance Co	0	XXX	XXX	0	0	0	XXX	XXX	0
39-0712210	Church Mutual Insurance Company, Stock Insurer	0	XXX	XXX	0	0	0	XXX	XXX	0
42-0234980	Employers Mutual Casualty Company	0	XXX	XXX	0	0	0	XXX	XXX	0
35-2293075	Endurance Assurance Corporation	0	XXX	XXX	0	0	0	XXX	XXX	0
22-2005057	Everest Reinsurance Company	0	XXX	XXX	0	0	0	XXX	XXX	0
43-1898350	Lismore Insurance Company	0	XXX	XXX	0	0	0	XXX	XXX	0
13-2673100	General Reinsurance Corporation	0	XXX	XXX	0	0	0	XXX	XXX	0
06-1481194	Markel Global Reinsurance Company	0	XXX	XXX	0	0	0	XXX	XXX	0
13-4924125	Munich Reinsurance America Inc.	0	XXX	XXX	0	0	0	XXX	XXX	0
13-3031176	Partner Reinsurance Company of the US	0	XXX	XXX	0	0	0	XXX	XXX	0
43-1235868	Reinsurance Group of America	0	XXX	XXX	0	0	0	XXX	XXX	0
52-1952955	Renaissance Reinsurance U.S. Inc.	0	XXX	XXX	0	0	0	XXX	XXX	0
43-0727872	Safety National Casualty Corporation	0	XXX	XXX	0	0	0	XXX	XXX	0
13-1675535	Swiss Reinsurance America Corporation	0	XXX	XXX	0	0	0	XXX	XXX	0
31-0542366	The Cincinnati Insurance Company	0	XXX	XXX	0	0	0	XXX	XXX	0
42-0644327	United Fire and Casualty Co.	0	XXX	XXX	0	0	0	XXX	XXX	0
13-3088732	WFC National Insurance Co.	0	XXX	XXX	0	0	0	XXX	XXX	0
0999999	Total authorized - other U.S. unaffiliated insurers	0	XXX	XXX	0	0	0	XXX	XXX	0
AA-9991423	Minnesota Workers Compensation	0	XXX	XXX	0	0	0	XXX	XXX	0
1099999	Total authorized - pools - mandatory pools	0	XXX	XXX	0	0	0	XXX	XXX	0
AA-1120337	Aspen Insurance UK Ltd	0	XXX	XXX	0	0	0	XXX	XXX	0
AA-3194130	Endurance Specialty Insurance Ltd	0	XXX	XXX	0	0	0	XXX	XXX	0
AA-1340125	Hannover Rückversicherung AG	0	XXX	XXX	0	0	0	XXX	XXX	0
AA-1126510	Lloyd's of London Syndicate #0510	0	XXX	XXX	0	0	0	XXX	XXX	0
AA-1126566	Lloyd's of London Syndicate #0566	0	XXX	XXX	0	0	0	XXX	XXX	0
AA-1126609	Lloyd's of London Syndicate #0609	0	XXX	XXX	0	0	0	XXX	XXX	0
AA-1126623	Lloyd's of London Syndicate #0623	0	XXX	XXX	0	0	0	XXX	XXX	0
AA-1126727	Lloyd's of London Syndicate #0727	0	XXX	XXX	0	0	0	XXX	XXX	0
AA-1127084	Lloyd's of London Syndicate #1084	0	XXX	XXX	0	0	0	XXX	XXX	0
AA-1127414	Lloyd's of London Syndicate #1414	0	XXX	XXX	0	0	0	XXX	XXX	0
AA-1120102	Lloyd's of London Syndicate #1458	0	XXX	XXX	0	0	0	XXX	XXX	0
AA-1120198	Lloyd's of London Syndicate #1618	0	XXX	XXX	0	0	0	XXX	XXX	0

ANNUAL STATEMENT FOR THE YEAR 2025 OF THE TRIUMPHE CASUALTY COMPANY

SCHEDULE F - PART 3 (Continued)

Ceded Reinsurance as of December 31, Current Year (\$000 Omitted)
(Total Provision for Reinsurance)

ID Number From Col. 1	Name of Reinsurer From Col. 3	70 20% of Recoverable on Paid Losses & LAE Over 90 Days past Due Amounts Not in Dispute (Col. 47 * 20%)	71 Provision for Unauthorized Reinsurance		73 Provision for Overdue Authorized and Reciprocal Jurisdiction Reinsurance		75 Total Provision for Reinsurance				
			72 Provision for Reinsurance with Unauthorized Reinsurers Due to Collateral Deficiency (Col. 26)	72 Provision for Overdue Reinsurance from Unauthorized Reinsurers and Amounts in Dispute (Col. 70 + 20% of the Amount in Col. 16)	74 Complete if Col. 52 = "Yes"; Otherwise Enter 0	74 Complete if Col. 52 = "No"; Otherwise Enter 0	75 Provision for Amounts Ceded to Authorized and Reciprocal Reinsurers (Cols. 73 + 74)	76 Provision for Amounts Ceded to Unauthorized Reinsurers (Cols. 71 + 72 Not in Excess of Col. 15)	77 Provision for Amounts Ceded to Certified Reinsurers (Cols. 64 + 69)	78 Total Provision for Reinsurance (Cols. 75 + 76 + 77)	
AA-1120156	Lloyd's of London Syndicate #1686	0	XXX	XXX	0	0	0	0	XXX	XXX	0
AA-1120096	Lloyd's of London Syndicate #1880	0	XXX	XXX	0	0	0	0	XXX	XXX	0
AA-1120106	Lloyd's of London Syndicate #1969	0	XXX	XXX	0	0	0	0	XXX	XXX	0
AA-1128001	Lloyd's of London Syndicate #2001	0	XXX	XXX	0	0	0	0	XXX	XXX	0
AA-1128623	Lloyd's of London Syndicate #2623	0	XXX	XXX	0	0	0	0	XXX	XXX	0
AA-1128987	Lloyd's of London Syndicate #2987	0	XXX	XXX	0	0	0	0	XXX	XXX	0
AA-1129000	Lloyd's of London Syndicate #3000	0	XXX	XXX	0	0	0	0	XXX	XXX	0
AA-1126004	Lloyd's of London Syndicate #4444	0	XXX	XXX	0	0	0	0	XXX	XXX	0
AA-1126006	Lloyd's of London Syndicate #4472	0	XXX	XXX	0	0	0	0	XXX	XXX	0
AA-1120090	Lloyd's of London Syndicate #4711	0	XXX	XXX	0	0	0	0	XXX	XXX	0
1299999	Total authorized - other non-U.S. insurers	0	XXX	XXX	0	0	0	0	XXX	XXX	0
1499999	Total authorized excluding Protected Cells (Sum of 0899999, 0999999, 1099999, 1199999 and 1299999)	0	XXX	XXX	0	0	0	0	XXX	XXX	0
1899999	Total unauthorized - affiliates - U.S. non-pool	0	0	0	XXX	XXX	XXX	XXX	0	XXX	0
AA-3770227	Hudson Indemnity Ltd	0	0	0	XXX	XXX	XXX	XXX	0	XXX	0
2099999	Total unauthorized - affiliates - other (non-U.S.) - other	0	0	0	XXX	XXX	XXX	XXX	0	XXX	0
2199999	Total unauthorized - affiliates - other (non-U.S.)	0	0	0	XXX	XXX	XXX	XXX	0	XXX	0
2299999	Total unauthorized - affiliates	0	0	0	XXX	XXX	XXX	XXX	0	XXX	0
AA-3770505	Gibraltar	0	39	0	XXX	XXX	XXX	XXX	39	XXX	39
98-1863862	Maverick Insurance, Ltd.	0	0	0	XXX	XXX	XXX	XXX	0	XXX	0
AA-1460019	MS Amlin AG	0	0	0	XXX	XXX	XXX	XXX	0	XXX	0
00-0000000	Norse Insurance, Ltd.	0	0	0	XXX	XXX	XXX	XXX	0	XXX	0
AA-1460023	RenaissanceRe Europe AG	0	0	0	XXX	XXX	XXX	XXX	0	XXX	0
AA-3770159	TRAX Insurance Ltd	0	0	0	XXX	XXX	XXX	XXX	0	XXX	0
AA-3770000	Wheels Insurance Ltd	0	0	0	XXX	XXX	XXX	XXX	0	XXX	0
2699999	Total unauthorized - other non-U.S. insurers	0	39	0	XXX	XXX	XXX	XXX	39	XXX	39
2899999	Total unauthorized excluding Protected Cells (Sum of 2299999, 2399999, 2499999, 2599999 and 2699999)	0	39	0	XXX	XXX	XXX	XXX	39	XXX	39
3299999	Total certified - affiliates - U.S. non-pool	XXX	XXX	XXX	XXX	XXX	XXX	XXX	XXX	0	0
3599999	Total certified - affiliates - other (non-U.S.)	XXX	XXX	XXX	XXX	XXX	XXX	XXX	XXX	0	0
3699999	Total certified - affiliates	XXX	XXX	XXX	XXX	XXX	XXX	XXX	XXX	0	0
CR-1460023	RenaissanceRe Europe AG	XXX	XXX	XXX	XXX	XXX	XXX	XXX	XXX	0	0
4099999	Total certified - other non-U.S. insurers	XXX	XXX	XXX	XXX	XXX	XXX	XXX	XXX	0	0
4299999	Total certified excluding Protected Cells (Sum of 3699999, 3799999, 3899999, 3999999 and 4099999)	XXX	XXX	XXX	XXX	XXX	XXX	XXX	XXX	0	0
4699999	Total reciprocal jurisdiction - affiliates - U.S. non-pool	0	XXX	XXX	0	0	0	0	XXX	XXX	0
4999999	Total reciprocal jurisdiction - affiliates - other (non-U.S.)	0	XXX	XXX	0	0	0	0	XXX	XXX	0
5099999	Total reciprocal jurisdiction - affiliates	0	XXX	XXX	0	0	0	0	XXX	XXX	0
RJ-1120191	Convex Insurance UK Limited	0	XXX	XXX	0	0	0	0	XXX	XXX	0

ANNUAL STATEMENT FOR THE YEAR 2025 OF THE TRIUMPHE CASUALTY COMPANY

SCHEDULE F - PART 3 (Continued)

Ceded Reinsurance as of December 31, Current Year (\$000 Omitted)
(Total Provision for Reinsurance)

ID Number From Col. 1	Name of Reinsurer From Col. 3	70 20% of Recoverable on Paid Losses & LAE Over 90 Days past Due Amounts Not in Dispute (Col. 47 * 20%)	71 Provision for Unauthorized Reinsurance		73 Provision for Overdue Authorized and Reciprocal Jurisdiction Reinsurance		75 Total Provision for Reinsurance			
			71 Provision for Reinsurance with Unauthorized Reinsurers Due to Collateral Deficiency (Col. 26)	72 Provision for Overdue Reinsurance from Unauthorized Reinsurers and Amounts in Dispute (Col. 70 + 20% of the Amount in Col. 16)	73 Complete if Col. 52 = "Yes"; Otherwise Enter 0 20% of Recoverable on Paid Losses & LAE Over 90 Days Past Due Amounts Not in Dispute + 20% of Amounts in Dispute ([Col. 47 * 20%] + [Col. 45 * 20%])	74 Complete if Col. 52 = "No"; Otherwise Enter 0 Greater of 20% of Net Recoverable Net of Funds Held & Collateral, or 20% of Recoverable on Paid Losses & LAE Over 90 Days Past Due (Greater of Col. 26 * 20% or Cols. [40 + 41] * 20%)	75 Provision for Amounts Ceded to Authorized and Reciprocal Jurisdiction Reinsurers (Cols. 73 + 74)	76 Provision for Amounts Ceded to Unauthorized Reinsurers (Cols. 71 + 72 Not in Excess of Col. 15)	77 Provision for Amounts Ceded to Certified Reinsurers (Cols. 64 + 69)	78 Total Provision for Reinsurance (Cols. 75 + 76 + 77)
RJ-3191190 ..	Hamilton Re Ltd.	0	XXX	XXX	0	0	0	XXX	XXX	0
RJ-1460019 ..	MS Amlin AG	0	XXX	XXX	0	0	0	XXX	XXX	0
5499999.	Total reciprocal jurisdiction - other non-U.S. insurers	0	XXX	XXX	0	0	0	XXX	XXX	0
5699999.	Total reciprocal jurisdiction excluding Protected Cells (Sum of 5099999, 5199999, 5299999, 5399999 and 5499999)	0	XXX	XXX	0	0	0	XXX	XXX	0
5799999.	Total authorized, unauthorized, reciprocal jurisdiction and certified excluding Protected Cells (Sum of 1499999, 2899999, 4299999 and 5699999)	0	39	0	0	0	0	39	0	39
5899999.	Total Protected Cells (Sum of 1399999, 2799999, 4199999 and 5599999)	0	0	0	0	0	0	0	0	0
9999999	Totals	0	39	0	0	0	0	39	0	39

ANNUAL STATEMENT FOR THE YEAR 2025 OF THE TRIUMPHE CASUALTY COMPANY

SCHEDULE F - PART 5

Interrogatories for Schedule F, Part 3 (000 Omitted)

A. Report the five largest provisional commission rates included in the cedant's reinsurance treaties. The commission rate to be reported is by contract with ceded premium in excess of \$50,000:

	1 <u>Name of Reinsurer</u>	2 <u>Commission Rate</u>	3 <u>Ceded Premium</u>
1.	0.000	0
2.	0.000	0
3.	0.000	0
4.	0.000	0
5.	0.000	0

B. Report the five largest reinsurance recoverables reported in Schedule F, Part 3, Column 15, due from any one reinsurer (based on the total recoverables, Schedule F, Part 3, Line 9999999, Column 15), the amount of ceded premium, and indicate whether the recoverables are due from an affiliated insurer.

	1 <u>Name of Reinsurer</u>	2 <u>Total Recoverables</u>	3 <u>Ceded Premiums</u>	4 <u>Affiliated</u>
6.	National Interstate Insurance Company	51,352	31,285	Yes [X] No []
7.	Hudson Indemnity Ltd	35,434	12,564	Yes [X] No []
8.	Wheels Insurance Ltd	8,113	6,194	Yes [] No [X]
9.	Hannover Rückversicherung AG	3,020	1,747	Yes [] No [X]
10.	Gibraltar	2,257	2,084	Yes [] No [X]

NOTE: Disclosure of the five largest provisional commission rates should exclude mandatory pools and joint underwriting associations.

ANNUAL STATEMENT FOR THE YEAR 2025 OF THE TRIUMPHE CASUALTY COMPANY

SCHEDULE F - PART 6

Restatement of Balance Sheet to Identify Net Credit for Reinsurance

	1 As Reported (Net of Ceded)	2 Restatement Adjustments	3 Restated (Gross of Ceded)
ASSETS (Page 2, Col. 3)			
1. Cash and invested assets (Line 12)	76,741,730	0	76,741,730
2. Premiums and considerations (Line 15)	18,418,653	0	18,418,653
3. Reinsurance recoverable on loss and loss adjustment expense payments (Line 16.1)	1,796,651	(1,796,651)	0
4. Funds held by or deposited with reinsured companies (Line 16.2)	160,376	0	160,376
5. Other assets	4,579,443	0	4,579,443
6. Net amount recoverable from reinsurers	0	35,634,166	35,634,166
7. Protected cell assets (Line 27)	0	0	0
8. Totals (Line 28)	101,696,853	33,837,514	135,534,367
LIABILITIES (Page 3)			
9. Losses and loss adjustment expenses (Lines 1 through 3)	0	89,293,133	89,293,133
10. Taxes, expenses, and other obligations (Lines 4 through 8)	146,412	0	146,412
11. Unearned premiums (Line 9)	0	18,948,702	18,948,702
12. Advance premiums (Line 10)	0	0	0
13. Dividends declared and unpaid (Line 11.1 and 11.2)	0	0	0
14. Ceded reinsurance premiums payable (net of ceding commissions (Line 12)	10,895,134	(10,895,134)	0
15. Funds held by company under reinsurance treaties (Line 13)	63,470,187	(63,470,187)	0
16. Amounts withheld or retained by company for account of others (Line 14)	26,476	0	26,476
17. Provision for reinsurance (Line 16)	39,000	(39,000)	0
18. Other liabilities	4,993	0	4,993
19. Total liabilities excluding protected cell business (Line 26)	74,582,202	33,837,514	108,419,717
20. Protected cell liabilities (Line 27)	0	0	0
21. Surplus as regards policyholders (Line 37)	27,114,650	XXX	27,114,650
22. Totals (Line 38)	101,696,853	33,837,514	135,534,367

NOTE: Is the restatement of this exhibit the result of grossing up balances ceded to affiliates under 100 percent reinsurance or pooling arrangements? Yes [] No []

If yes, give full explanation:

ANNUAL STATEMENT FOR THE YEAR 2025 OF THE TRIUMPHE CASUALTY COMPANY

SCHEDULE H - ACCIDENT AND HEALTH EXHIBIT
PART 1 - ANALYSIS OF UNDERWRITING OPERATIONS

	Total		Comprehensive (Hospital and Medical) Individual		Comprehensive (Hospital and Medical) Group		Medicare Supplement		Vision Only		Dental Only		Federal Employees Health Benefits Plan	
	1 Amount	2 %	3 Amount	4 %	5 Amount	6 %	7 Amount	8 %	9 Amount	10 %	11 Amount	12 %	13 Amount	14 %
1. Premiums written	0	XXX	0	XXX	0	XXX	0	XXX	0	XXX	0	XXX	0	XXX
2. Premiums earned	0	XXX	0	XXX	0	XXX	0	XXX	0	XXX	0	XXX	0	XXX
3. Incurred claims	0	0.0	0	0.0	0	0.0	0	0.0	0	0.0	0	0.0	0	0.0
4. Cost containment expenses	0	0.0	0	0.0	0	0.0	0	0.0	0	0.0	0	0.0	0	0.0
5. Incurred claims and cost containment expenses (Lines 3 and 4)	0	0.0	0	0.0	0	0.0	0	0.0	0	0.0	0	0.0	0	0.0
6. Increase in contract reserves	0	0.0	0	0.0	0	0.0	0	0.0	0	0.0	0	0.0	0	0.0
7. Commissions (a)	0	0.0	0	0.0	0	0.0	0	0.0	0	0.0	0	0.0	0	0.0
8. Other general insurance expenses	0	0.0	0	0.0	0	0.0	0	0.0	0	0.0	0	0.0	0	0.0
9. Taxes, licenses and fees	0	0.0	0	0.0	0	0.0	0	0.0	0	0.0	0	0.0	0	0.0
10. Total other expenses incurred	0	0.0	0	0.0	0	0.0	0	0.0	0	0.0	0	0.0	0	0.0
11. Aggregate write-ins for deductions	0	0.0	0	0.0	0	0.0	0	0.0	0	0.0	0	0.0	0	0.0
12. Gain from underwriting before dividends or refunds	0	0.0	0	0.0	0	0.0	0	0.0	0	0.0	0	0.0	0	0.0
13. Dividends or refunds	0	0.0	0	0.0	0	0.0	0	0.0	0	0.0	0	0.0	0	0.0
14. Gain from underwriting after dividends or refunds	0	0.0	0	0.0	0	0.0	0	0.0	0	0.0	0	0.0	0	0.0
DETAILS OF WRITE-INS														
1101.														
1102.														
1103.														
1198. Summary of remaining write-ins for Line 11 from overflow page	0	0.0	0	0.0	0	0.0	0	0.0	0	0.0	0	0.0	0	0.0
1199. Totals (Lines 1101 through 1103 plus 1198)(Line 11 above)	0	0.0	0	0.0	0	0.0	0	0.0	0	0.0	0	0.0	0	0.0

	Medicare Title XVIII		Medicaid Title XIX		Credit A&H		Disability Income		Long-Term Care		Other Health	
	15 Amount	16 %	17 Amount	18 %	19 Amount	20 %	21 Amount	22 %	23 Amount	24 %	25 Amount	26 %
1. Premiums written	0	XXX	0	XXX	0	XXX	0	XXX	0	XXX	0	XXX
2. Premiums earned	0	XXX	0	XXX	0	XXX	0	XXX	0	XXX	0	XXX
3. Incurred claims	0	0.0	0	0.0	0	0.0	0	0.0	0	0.0	0	0.0
4. Cost containment expenses	0	0.0	0	0.0	0	0.0	0	0.0	0	0.0	0	0.0
5. Incurred claims and cost containment expenses (Lines 3 and 4)	0	0.0	0	0.0	0	0.0	0	0.0	0	0.0	0	0.0
6. Increase in contract reserves	0	0.0	0	0.0	0	0.0	0	0.0	0	0.0	0	0.0
7. Commissions (a)	0	0.0	0	0.0	0	0.0	0	0.0	0	0.0	0	0.0
8. Other general insurance expenses	0	0.0	0	0.0	0	0.0	0	0.0	0	0.0	0	0.0
9. Taxes, licenses and fees	0	0.0	0	0.0	0	0.0	0	0.0	0	0.0	0	0.0
10. Total other expenses incurred	0	0.0	0	0.0	0	0.0	0	0.0	0	0.0	0	0.0
11. Aggregate write-ins for deductions	0	0.0	0	0.0	0	0.0	0	0.0	0	0.0	0	0.0
12. Gain from underwriting before dividends or refunds	0	0.0	0	0.0	0	0.0	0	0.0	0	0.0	0	0.0
13. Dividends or refunds	0	0.0	0	0.0	0	0.0	0	0.0	0	0.0	0	0.0
14. Gain from underwriting after dividends or refunds	0	0.0	0	0.0	0	0.0	0	0.0	0	0.0	0	0.0
DETAILS OF WRITE-INS												
1101.												
1102.												
1103.												
1198. Summary of remaining write-ins for Line 11 from overflow page	0	0.0	0	0.0	0	0.0	0	0.0	0	0.0	0	0.0
1199. Totals (Lines 1101 through 1103 plus 1198)(Line 11 above)	0	0.0	0	0.0	0	0.0	0	0.0	0	0.0	0	0.0

(a) Includes \$ 0 reported as "Contract, membership and other fees retained by agents."

ANNUAL STATEMENT FOR THE YEAR 2025 OF THE TRIUMPHE CASUALTY COMPANY
SCHEDULE H - ACCIDENT AND HEALTH EXHIBIT (Continued)

PART 2. - RESERVES AND LIABILITIES

	1	2	3	4	5	6	7	8	9	10	11	12	13
	Total	Comprehensive (Hospital and Medical) Individual	Comprehensive (Hospital and Medical) Group	Medicare Supplement	Vision Only	Dental Only	Federal Employees Health Benefits Plan	Medicare Title XVIII	Medicaid Title XIX	Credit A&H	Disability Income	Long-Term Care	Other Health
A. Premium Reserves:													
1. Unearned premiums	0	0	0	0	0	0	0	0	0	0	0	0	0
2. Advance premiums	0	0	0	0	0	0	0	0	0	0	0	0	0
3. Reserve for rate credits	0	0	0	0	0	0	0	0	0	0	0	0	0
4. Total premium reserves, current year	0	0	0	0	0	0	0	0	0	0	0	0	0
5. Total premium reserves, prior year	30	0	0	0	0	0	0	0	0	0	0	0	30
6. Increase in total premium reserves	(30)	0	0	0	0	0	0	0	0	0	0	0	(30)
B. Contract Reserves:													
1. Additional reserves (a)	0	0	0	0	0	0	0	0	0	0	0	0	0
2. Reserve for future contingent benefits	0	0	0	0	0	0	0	0	0	0	0	0	0
3. Total contract reserves, current year	0	0	0	0	0	0	0	0	0	0	0	0	0
4. Total contract reserves, prior year	0	0	0	0	0	0	0	0	0	0	0	0	0
5. Increase in contract reserves	0	0	0	0	0	0	0	0	0	0	0	0	0
C. Claim Reserves and Liabilities:													
1. Total current year	0	0	0	0	0	0	0	0	0	0	0	0	0
2. Total prior year	0	0	0	0	0	0	0	0	0	0	0	0	0
3. Increase	0	0	0	0	0	0	0	0	0	0	0	0	0

PART 3. - TEST OF PRIOR YEAR'S CLAIM RESERVES AND LIABILITIES

	1	2	3	4	5	6	7	8	9	10	11	12	13
	Total	Comprehensive (Hospital and Medical) Individual	Comprehensive (Hospital and Medical) Group	Medicare Supplement	Vision Only	Dental Only	Federal Employees Health Benefits Plan	Medicare Title XVIII	Medicaid Title XIX	Credit A&H	Disability Income	Long-Term Care	Other Health
1. Claims paid during the year:													
1.1 On claims incurred prior to current year	0	0	0	0	0	0	0	0	0	0	0	0	0
1.2 On claims incurred during current year	0	0	0	0	0	0	0	0	0	0	0	0	0
2. Claim reserves and liabilities, December 31, current year:													
2.1 On claims incurred prior to current year	0	0	0	0	0	0	0	0	0	0	0	0	0
2.2 On claims incurred during current year	0	0	0	0	0	0	0	0	0	0	0	0	0
3. Test:													
3.1 Lines 1.1 and 2.1	0	0	0	0	0	0	0	0	0	0	0	0	0
3.2 Claim reserves and liabilities, December 31, prior year	0	0	0	0	0	0	0	0	0	0	0	0	0
3.3 Line 3.1 minus Line 3.2	0	0	0	0	0	0	0	0	0	0	0	0	0

PART 4. - REINSURANCE

	1	2	3	4	5	6	7	8	9	10	11	12	13
	Total	Comprehensive (Hospital and Medical) Individual	Comprehensive (Hospital and Medical) Group	Medicare Supplement	Vision Only	Dental Only	Federal Employees Health Benefits Plan	Medicare Title XVIII	Medicaid Title XIX	Credit A&H	Disability Income	Long-Term Care	Other Health
A. Reinsurance Assumed:													
1. Premiums written	0	0	0	0	0	0	0	0	0	0	0	0	0
2. Premiums earned	0	0	0	0	0	0	0	0	0	0	0	0	0
3. Incurred claims	0	0	0	0	0	0	0	0	0	0	0	0	0
4. Commissions	0	0	0	0	0	0	0	0	0	0	0	0	0
B. Reinsurance Ceded:													
1. Premiums written	0	0	0	0	0	0	0	0	0	0	0	0	0
2. Premiums earned	0	0	0	0	0	0	0	0	0	0	0	0	0
3. Incurred claims	0	0	0	0	0	0	0	0	0	0	0	0	0
4. Commissions	0	0	0	0	0	0	0	0	0	0	0	0	0

(a) Includes \$ 0 premium deficiency reserve.

ANNUAL STATEMENT FOR THE YEAR 2025 OF THE TRIUMPHE CASUALTY COMPANY

SCHEDULE H - PART 5 - HEALTH CLAIMS

	1	2	3	4	5	6	7	8	9	10	11	12	13
	Comprehensive (Hospital and Medical) Individual	Comprehensive (Hospital and Medical) Group	Medicare Supplement	Vision Only	Dental Only	Federal Employees Health Benefits Plan	Medicare Title XVIII	Medicaid Title XIX	Credit A&H	Disability Income	Long-Term Care	Other Health	Total
A. Direct:													
1. Incurred claims	0	0	0	0	0	0	0	0	0	0	0	0	0
2. Beginning claim reserves and liabilities	0	0	0	0	0	0	0	0	0	0	0	0	0
3. Ending claim reserves and liabilities	0	0	0	0	0	0	0	0	0	0	0	0	0
4. Claims paid	0	0	0	0	0	0	0	0	0	0	0	0	0
B. Assumed Reinsurance:													
1. Incurred claims	0	0	0	0	0	0	0	0	0	0	0	0	0
2. Beginning claim reserves and liabilities	0	0	0	0	0	0	0	0	0	0	0	0	0
3. Ending claim reserves and liabilities	0	0	0	0	0	0	0	0	0	0	0	0	0
4. Claims paid	0	0	0	0	0	0	0	0	0	0	0	0	0
C. Ceded Reinsurance:													
1. Incurred claims	0	0	0	0	0	0	0	0	0	0	0	0	0
2. Beginning claim reserves and liabilities	0	0	0	0	0	0	0	0	0	0	0	0	0
3. Ending claim reserves and liabilities	0	0	0	0	0	0	0	0	0	0	0	0	0
4. Claims paid	0	0	0	0	0	0	0	0	0	0	0	0	0
D. Net:													
1. Incurred claims	0	0	0	0	0	0	0	0	0	0	0	0	0
2. Beginning claim reserves and liabilities	0	0	0	0	0	0	0	0	0	0	0	0	0
3. Ending claim reserves and liabilities	0	0	0	0	0	0	0	0	0	0	0	0	0
4. Claims paid	0	0	0	0	0	0	0	0	0	0	0	0	0
E. Net Incurred Claims and Cost Containment Expenses:													
1. Incurred claims and cost containment expenses	0	0	0	0	0	0	0	0	0	0	0	0	0
2. Beginning reserves and liabilities	0	0	0	0	0	0	0	0	0	0	0	0	0
3. Ending reserves and liabilities	0	0	0	0	0	0	0	0	0	0	0	0	0
4. Paid claims and cost containment expenses	0	0	0	0	0	0	0	0	0	0	0	0	0

Schedule P - Part 1A - Homeowners/Farmowners

NONE

Schedule P - Part 1B - Private Passenger Auto Liability/Medical

NONE

Schedule P - Part 1C - Commercial Auto/Truck Liability/Medical

NONE

Schedule P - Part 1D - Workers' Compensation (Excluding Excess Workers' Compensation)

NONE

Schedule P - Part 1E - Commercial Multiple Peril

NONE

Schedule P - Part 1F - Section 1 - Medical Professional Liability - Occurrence

NONE

Schedule P - Part 1F - Section 2 - Medical Professional Liability - Claims-Made

NONE

Schedule P - Part 1G - Special Liability (Ocean Marine, Aircraft (all perils), Boiler and Machinery)

NONE

Schedule P - Part 1H - Section 1 - Other Liability - Occurrence

NONE

Schedule P - Part 1H - Section 2 - Other Liability - Claims-Made

NONE

Schedule P - Part 1I - Special Property (Fire, Allied Lines...)

NONE

Schedule P - Part 1J - Auto Physical Damage

NONE

Schedule P - Part 1K - Fidelity/Surety

NONE

Schedule P - Part 1L - Other (Including Credit, Accident and Health)

NONE

Schedule P - Part 1M - International

N O N E

Schedule P - Part 1N - Reinsurance - Nonproportional Assumed Property

N O N E

Schedule P - Part 1O - Reinsurance - Nonproportional Assumed Liability

N O N E

Schedule P - Part 1P - Reinsurance - Nonproportional Assumed Financial Lines

N O N E

Schedule P - Part 1R - Section 1 - Products Liability - Occurrence

N O N E

Schedule P - Part 1R - Section 2 - Products Liability - Claims-Made

N O N E

Schedule P - Part 1S - Financial Guaranty/Mortgage Guaranty

N O N E

Schedule P - Part 1T - Warranty

N O N E

Schedule P - Part 1U - Pet Insurance Plans

N O N E

Schedule P - Part 2A - Homeowners/Farmowners

N O N E

Schedule P - Part 2B - Private Passenger Auto Liability/Medical

N O N E

Schedule P - Part 2C - Commercial Auto/Truck Liability/Medical

N O N E

Schedule P - Part 2D - Workers' Compensation (Excluding Excess Workers' Compensation)

N O N E

Schedule P - Part 2E - Commercial Multiple Peril

N O N E

Schedule P - Part 2F - Section 1 - Medical Professional Liability - Occurrence

N O N E

Schedule P - Part 2F - Section 2 - Medical Professional Liability - Claims-Made

N O N E

Schedule P - Part 2G - Special Liability (Ocean Marine, Aircraft (all perils), Boiler and Machinery)

N O N E

Schedule P - Part 2H - Section 1 - Other Liability - Occurrence

N O N E

Schedule P - Part 2H - Section 2- Other Liability - Claims-Made

N O N E

Schedule P - Part 2I - Special Property

N O N E

Schedule P - Part 2J - Auto Physical Damage

N O N E

Schedule P - Part 2K - Fidelity/Surety

N O N E

Schedule P - Part 2L - Other (Including Credit, Accident and Health)

N O N E

Schedule P - Part 2M - International

N O N E

Schedule P - Part 2N - Reinsurance - Nonproportional Assumed Property

N O N E

Schedule P - Part 2O - Reinsurance - Nonproportional Assumed Liability

N O N E

Schedule P - Part 2P - Reinsurance - Nonproportional Assumed Financial Lines

N O N E

Schedule P - Part 2R - Section 1 - Products Liability - Occurrence

N O N E

Schedule P - Part 2R - Section 2 - Products Liability - Claims-Made

N O N E

Schedule P - Part 2S - Financial Guaranty/Mortgage Guaranty

N O N E

Schedule P - Part 2T - Warranty

N O N E

Schedule P - Part 2U - Pet Insurance Plans

N O N E

Schedule P - Part 3A - Homeowners/Farmowners

N O N E

Schedule P - Part 3B - Private Passenger Auto Liability/Medical

N O N E

Schedule P - Part 3C - Commercial Auto/Truck Liability/Medical

N O N E

Schedule P - Part 3D - Workers' Compensation (Excluding Excess Workers' Compensation)

N O N E

Schedule P - Part 3E - Commercial Multiple Peril

N O N E

Schedule P - Part 3F - Section 1 - Medical Professional Liability - Occurrence

N O N E

Schedule P - Part 3F - Section 2 - Medical Professional Liability - Claims-Made

N O N E

Schedule P - Part 3G - Special Liability

N O N E

Schedule P - Part 3H - Section 1 - Other Liability - Occurrence

N O N E

Schedule P - Part 3H - Section 2 - Other Liability - Claims-Made

N O N E

Schedule P - Part 3I - Special Property

NONE

Schedule P - Part 3J - Auto Physical Damage

NONE

Schedule P - Part 3K - Fidelity/Surety

NONE

Schedule P - Part 3L - Other (Including Credit, Accident and Health)

NONE

Schedule P - Part 3M - International

NONE

Schedule P - Part 3N - Reinsurance - Nonproportional Assumed Property

NONE

Schedule P - Part 3O - Reinsurance - Nonproportional Assumed Liability

NONE

Schedule P - Part 3P - Reinsurance - Nonproportional Assumed Financial Lines

NONE

Schedule P - Part 3R - Section 1 - Product Liability - Occurrence

NONE

Schedule P - Part 3R - Section 2 - Product Liability - Claims-Made

NONE

Schedule P - Part 3S - Financial Guaranty/Mortgage Guaranty

NONE

Schedule P - Part 3T - Warranty

NONE

Schedule P - Part 3U - Pet Insurance Plans

NONE

Schedule P - Part 4A - Homeowners/Farmowners

NONE

Schedule P - Part 4B - Private Passenger Auto Liability/Medical

N O N E

Schedule P - Part 4C - Commercial Auto/Truck Liability/Medical

N O N E

Schedule P - Part 4D - Workers' Compensation (Excluding Excess Workers' Compensation)

N O N E

Schedule P - Part 4E - Commercial Multiple Peril

N O N E

Schedule P - Part 4F - Section 1 - Medical Professional Liability - Occurrence

N O N E

Schedule P - Part 4F - Section 2 - Medical Professional Liability - Claims-Made

N O N E

Schedule P - Part 4G - Special Liability

N O N E

Schedule P - Part 4H - Section 1 - Other Liability - Occurrence

N O N E

Schedule P - Part 4H - Section 2 - Other Liability - Claims-Made

N O N E

Schedule P - Part 4I - Special Property

N O N E

Schedule P - Part 4J - Auto Physical Damage

N O N E

Schedule P - Part 4K - Fidelity/Surety

N O N E

Schedule P - Part 4L - Other (Including Credit, Accident and Health)

N O N E

Schedule P - Part 4M - International

N O N E

Schedule P - Part 4N - Reinsurance - Nonproportional Assumed Property

NONE

Schedule P - Part 4O - Reinsurance - Nonproportional Assumed Liability

NONE

Schedule P - Part 4P - Reinsurance - Nonproportional Assumed Financial Lines

NONE

Schedule P - Part 4R - Section 1 - Products Liability - Occurrence

NONE

Schedule P - Part 4R - Section 2 - Products Liability - Claims-Made

NONE

Schedule P - Part 4S - Financial Guaranty/Mortgage Guaranty

NONE

Schedule P - Part 4T - Warranty

NONE

Schedule P - Part 4U - Pet Insurance Plans

NONE

Schedule P - Part 5A - Homeowners/Farmowners - Section 1

NONE

Schedule P - Part 5A - Homeowners/Farmowners - Section 2

NONE

Schedule P - Part 5A - Homeowners/Farmowners - Section 3

NONE

Schedule P - Part 5B - Private Passenger Auto Liability/Medical - Section 1

NONE

Schedule P - Part 5B - Private Passenger Auto Liability/Medical - Section 2

NONE

Schedule P - Part 5B - Private Passenger Auto Liability/Medical - Section 3

NONE

Schedule P - Part 5C - Commercial Auto/Truck Liability/Medical - Section 1

N O N E

Schedule P - Part 5C - Commercial Auto/Truck Liability/Medical - Section 2

N O N E

Schedule P - Part 5C - Commercial Auto/Truck Liability/Medical - Section 3

N O N E

Schedule P-Part 5D-Workers' Compensation (Excluding Excess Workers' Compensation)-Section 1

N O N E

Schedule P-Part 5D-Workers' Compensation (Excluding Excess Workers' Compensation)-Section 2

N O N E

Schedule P-Part 5D-Workers' Compensation (Excluding Excess Workers' Compensation)-Section 3

N O N E

Schedule P - Part 5E - Commercial Multiple Peril - Section 1

N O N E

Schedule P - Part 5E - Commercial Multiple Peril - Section 2

N O N E

Schedule P - Part 5E - Commercial Multiple Peril - Section 3

N O N E

Schedule P - Part 5F - Medical Professional Liability - Occurrence - Section 1A

N O N E

Schedule P - Part 5F - Medical Professional Liability - Occurrence - Section 2A

N O N E

Schedule P - Part 5F - Medical Professional Liability - Occurrence - Section 3A

N O N E

Schedule P - Part 5F - Medical Professional Liability - Claims-Made - Section 1B

N O N E

Schedule P - Part 5F - Medical Professional Liability - Claims-Made - Section 2B

N O N E

Schedule P - Part 5F - Medical Professional Liability - Claims-Made - Section 3B

NONE

Schedule P - Part 5H - Other Liability - Occurrence - Section 1A

NONE

Schedule P - Part 5H - Other Liability - Occurrence - Section 2A

NONE

Schedule P - Part 5H - Other Liability - Occurrence - Section 3A

NONE

Schedule P - Part 5H - Other Liability - Claims-Made - Section 1B

NONE

Schedule P - Part 5H - Other Liability - Claims-Made - Section 2B

NONE

Schedule P - Part 5H - Other Liability - Claims-Made - Section 3B

NONE

Schedule P - Part 5R - Products Liability - Occurrence - Section 1A

NONE

Schedule P - Part 5R - Products Liability - Occurrence - Section 2A

NONE

Schedule P - Part 5R - Products Liability - Occurrence - Section 3A

NONE

Schedule P - Part 5R - Products Liability - Claims-Made - Section 1B

NONE

Schedule P - Part 5R - Products Liability - Claims-Made - Section 2B

NONE

Schedule P - Part 5R - Products Liability - Claims-Made - Section 3B

NONE

Schedule P - Part 5T - Warranty - Section 1

NONE

Schedule P - Part 5T - Warranty - Section 2

NONE

Schedule P - Part 5T - Warranty - Section 3

NONE

Schedule P - Part 6C - Commercial Auto/Truck Liability/Medical - Section 1

NONE

Schedule P - Part 6C - Commercial Auto/Truck Liability/Medical - Section 2

NONE

Schedule P-Part 6D-Workers' Compensation (Excluding Excess Workers' Compensation)-Section 1

NONE

Schedule P-Part 6D-Workers' Compensation (Excluding Excess Workers' Compensation)-Section 2

NONE

Schedule P - Part 6E - Commercial Multiple Peril - Section 1

NONE

Schedule P - Part 6E - Commercial Multiple Peril - Section 2

NONE

Schedule P - Part 6H - Other Liability - Occurrence - Section 1A

NONE

Schedule P - Part 6H - Other Liability - Occurrence - Section 2A

NONE

Schedule P - Part 6H - Other Liability - Claims-Made - Section 1B

NONE

Schedule P - Part 6H - Other Liability - Claims-Made - Section 2B

NONE

Schedule P - Part 6M - International - Section 1

NONE

Schedule P - Part 6M - International - Section 2

NONE

Schedule P - Part 6N- Reinsurance A - Nonproportional Assumed Property - Section 1

NONE

Schedule P - Part 6N- Reinsurance A - Nonproportional Assumed Property - Section 2

NONE

Schedule P - Part 6O - Reinsurance B - Nonproportional Liability - Section 1

NONE

Schedule P - Part 6O - Reinsurance B - Nonproportional Assumed Liability - Section 2

NONE

Schedule P - Part 6R - Products Liability - Occurrence - Section 1A

NONE

Schedule P - Part 6R - Products Liability - Occurrence - Section 2A

NONE

Schedule P - Part 6R - Products Liability - Claims-Made - Section 1B

NONE

Schedule P - Part 6R - Products Liability - Claims-Made - Section 2B

NONE

Schedule P - Part 7A - Section 1 - Primary Loss Sensitive Contracts

NONE

Schedule P - Part 7A - Section 2 - Primary Loss Sensitive Contracts

NONE

Schedule P - Part 7A - Section 3 - Primary Loss Sensitive Contracts

NONE

Schedule P - Part 7A - Section 4 - Primary Loss Sensitive Contracts

NONE

Schedule P - Part 7A - Section 5 - Primary Loss Sensitive Contracts

NONE

Schedule P - Part 7B - Section 1 - Reinsurance Loss Sensitive Contracts

NONE

Schedule P - Part 7B - Section 2 - Reinsurance Loss Sensitive Contracts

N O N E

Schedule P - Part 7B - Section 3 - Reinsurance Loss Sensitive Contracts

N O N E

Schedule P - Part 7B - Section 4 - Reinsurance Loss Sensitive Contracts

N O N E

Schedule P - Part 7B - Section 5 - Reinsurance Loss Sensitive Contracts

N O N E

Schedule P - Part 7B - Section 6 - Reinsurance Loss Sensitive Contracts

N O N E

Schedule P - Part 7B - Section 7 - Reinsurance Loss Sensitive Contracts

N O N E

Schedule P - Interrogatories

N O N E

ANNUAL STATEMENT FOR THE YEAR 2025 OF THE TRIUMPHE CASUALTY COMPANY

SCHEDULE T - PART 2
INTERSTATE COMPACT - EXHIBIT OF PREMIUMS WRITTEN

Allocated by States and Territories

States, Etc.	Direct Business Only					Totals
	1 Life (Group and Individual)	2 Annuities (Group and Individual)	3 Disability Income (Group and Individual)	4 Long-Term Care (Group and Individual)	5 Deposit-Type Contracts	
1. Alabama	AL					
2. Alaska	AK					
3. Arizona	AZ					
4. Arkansas	AR					
5. California	CA					
6. Colorado	CO					
7. Connecticut	CT					
8. Delaware	DE					
9. District of Columbia	DC					
10. Florida	FL					
11. Georgia	GA					
12. Hawaii	HI					
13. Idaho	ID					
14. Illinois	IL					
15. Indiana	IN					
16. Iowa	IA					
17. Kansas	KS					
18. Kentucky	KY					
19. Louisiana	LA					
20. Maine	ME					
21. Maryland	MD					
22. Massachusetts	MA					
23. Michigan	MI					
24. Minnesota	MN					
25. Mississippi	MS					
26. Missouri	MO					
27. Montana	MT					
28. Nebraska	NE					
29. Nevada	NV					
30. New Hampshire	NH					
31. New Jersey	NJ					
32. New Mexico	NM					
33. New York	NY					
34. North Carolina	NC					
35. North Dakota	ND					
36. Ohio	OH					
37. Oklahoma	OK					
38. Oregon	OR					
39. Pennsylvania	PA					
40. Rhode Island	RI					
41. South Carolina	SC					
42. South Dakota	SD					
43. Tennessee	TN					
44. Texas	TX					
45. Utah	UT					
46. Vermont	VT					
47. Virginia	VA					
48. Washington	WA					
49. West Virginia	WV					
50. Wisconsin	WI					
51. Wyoming	WY					
52. American Samoa	AS					
53. Guam	GU					
54. Puerto Rico	PR					
55. U.S. Virgin Islands	VI					
56. Northern Mariana Islands	MP					
57. Canada	CAN					
58. Aggregate other alien	OT					
59. Total						

NONE

ANNUAL STATEMENT FOR THE YEAR 2025 OF THE TRIUMPHE CASUALTY COMPANY

SCHEDULE Y

PART 1A - DETAILS OF INSURANCE HOLDING COMPANY SYSTEM

1	2	3	4	5	6	7	8	9	10	11	12	13	14	15	16
Group Code	Group Name	NAIC Company Code	ID Number	Federal RSSD	CIK	Name of Securities Exchange if Publicly Traded (U.S. or International)	Names of Parent, Subsidiaries Or Affiliates	Domiciliary Location	Relationship to Reporting Entity	Directly Controlled by (Name of Entity/Person)	Type of Control (Ownership, Board, Management, Attorney-in-Fact, Influence, Other)	If Control is Ownership Provide Percentage	Ultimate Controlling Entity(ies)/Person(s)	Is an SCA Filing Required? (Yes/No)	*
.0000		.00000	31-1544320	0	0001042046	NYSE	American Financial Group, Inc.	OH	UIP		Ownership	0.000		NO	0
.0000		.00000	33-4902981	0	0		AFG Purchasing LLC	OH	NIA	American Financial Group, Inc.	Ownership	100.000	American Financial Group, Inc.	NO	0
.0000		.00000	86-3438529	0	0		AFG Real Estate Holding Company, LLC	OH	NIA	American Financial Group, Inc.	Ownership	100.000	American Financial Group, Inc.	NO	0
.0000		.00000	84-4395026	0	0		Bay Bridge Holding Company, LLC	MD	NIA	AFG Real Estate Holding Company, LLC	Ownership	65.000	American Financial Group, Inc.	NO	1
.0000		.00000	84-4395026	0	0		Bay Bridge Holding Company, LLC	MD	NIA	Great American Insurance Company	Ownership	35.000	American Financial Group, Inc.	NO	1
.0000		.00000	27-4078277	0	0		Bay Bridge Marina Hemingway's Restaurant, LLC	MD	NIA	Bay Bridge Holding Company, LLC	Ownership	85.000	American Financial Group, Inc.	NO	0
.0000		.00000	27-0513333	0	0		Bay Bridge Marina Management, LLC	MD	NIA	Bay Bridge Holding Company, LLC	Ownership	85.000	American Financial Group, Inc.	NO	0
.0000		.00000	20-4604276	0	0		GALIC - Bay Bridge Marina, LLC	MD	NIA	Bay Bridge Marina Management, LLC	Ownership	100.000	American Financial Group, Inc.	NO	0
.0000		.00000	84-3355051	0	0		Charleston Harbor Holding Company, LLC	SC	NIA	AFG Real Estate Holding Company, LLC	Ownership	50.000	American Financial Group, Inc.	NO	1
.0000		.00000	84-3355051	0	0		Charleston Harbor Holding Company, LLC	SC	NIA	Great American Insurance Company	Ownership	50.000	American Financial Group, Inc.	NO	1
.0000		.00000	81-3737639	0	0		Charleston Harbor Fishing, LLC	SC	NIA	Charleston Harbor Holding Company, LLC	Ownership	100.000	American Financial Group, Inc.	NO	0
.0000		.00000	84-4574243	0	0		Mountain View Grand Holding Company, LLC	NH	NIA	AFG Real Estate Holding Company, LLC	Ownership	65.000	American Financial Group, Inc.	NO	1
.0000		.00000	84-4574243	0	0		Mountain View Grand Holding Company, LLC	NH	NIA	Great American Insurance Company	Ownership	35.000	American Financial Group, Inc.	NO	1
.0000		.00000	86-3225970	0	0		Sailfish Holding Company, LLC	FL	NIA	AFG Real Estate Holding Company, LLC	Ownership	100.000	American Financial Group, Inc.	NO	0
.0000		.00000	84-2654660	0	0		Skipjack Holding Company, LLC	MD	NIA	AFG Real Estate Holding Company, LLC	Ownership	100.000	American Financial Group, Inc.	NO	0
.0000		.00000	52-2179330	0	0		Skipjack Marina Corp.	MD	NIA	Skipjack Holding Company, LLC	Ownership	100.000	American Financial Group, Inc.	NO	0
.0000		.00000	31-0996797	0	0		American Financial Enterprises, Inc.	CT	NIA	American Financial Group, Inc.	Ownership	100.000	American Financial Group, Inc.	NO	0
.0000		.00000	31-0828578	0	0		American Money Management Corporation	OH	NIA	American Financial Group, Inc.	Ownership	100.000	American Financial Group, Inc.	NO	0
.0000		.00000	27-1577326	0	0		American Real Estate Capital Company, LLC	OH	NIA	American Money Management Corporation	Ownership	100.000	American Financial Group, Inc.	NO	0
.0000		.00000	27-2829629	0	0		Mid-Market Capital Partners, LLC	DE	NIA	American Money Management Corporation	Ownership	100.000	American Financial Group, Inc.	NO	0
.0000		.00000	41-2112001	0	0		APU Holding Company	OH	NIA	American Financial Group, Inc.	Ownership	100.000	American Financial Group, Inc.	NO	0
.0000		.00000	23-6000765	0	0		APU Consolidated, Inc.	PA	NIA	APU Holding Company	Ownership	100.000	American Financial Group, Inc.	NO	0
.0000		.00000	13-6400464	0	0		Lehigh Valley Railroad Company	PA	NIA	APU Consolidated, Inc.	Ownership	100.000	American Financial Group, Inc.	NO	0
.0000		.00000	20-1548213	0	0		Magnolia Alabama Holdings, Inc.	DE	NIA	APU Consolidated, Inc.	Ownership	100.000	American Financial Group, Inc.	NO	0
.0000		.00000	20-1574094	0	0		Magnolia Alabama Holdings LLC	AL	NIA	Magnolia Alabama Holdings, Inc.	Ownership	100.000	American Financial Group, Inc.	NO	0
.0000		.00000	13-6021353	0	0		The Owasco River Railway, Inc.	NY	NIA	APU Consolidated, Inc.	Ownership	100.000	American Financial Group, Inc.	NO	0
.0000		.00000	76-0080537	0	0		PCC Technical Industries, Inc.	DE	NIA	APU Consolidated, Inc.	Ownership	100.000	American Financial Group, Inc.	NO	0
.0000		.00000	23-6000766	0	0		Pennsylvania-Reading Seashore Lines	NJ	NIA	APU Consolidated, Inc.	Ownership	66.670	American Financial Group, Inc.	NO	0
.0000		.00000	98-1073776	0	0		GAI Insurance Company, Ltd.	BMU	IA	APU Holding Company	Ownership	100.000	American Financial Group, Inc.	NO	0
.0000		.00000	31-1446308	0	0		Hangar Acquisition Corp.	OH	NIA	APU Holding Company	Ownership	100.000	American Financial Group, Inc.	NO	0
.0000		.00000	91-1242743	0	0		Premier Lease & Loan Services Insurance Agency, Inc.	WA	NIA	APU Holding Company	Ownership	100.000	American Financial Group, Inc.	NO	0
.0000		.00000	91-1508644	0	0		Premier Lease & Loan Services of Canada, Inc.	WA	NIA	APU Holding Company	Ownership	100.000	American Financial Group, Inc.	NO	0
.0000		.00000	31-0823725	0	0		Dixie Terminal Corporation	OH	NIA	American Financial Group, Inc.	Ownership	100.000	American Financial Group, Inc.	NO	0
.0000		.00000	06-1356481	0	0		Great American Financial Resources, Inc.	DE	NIA	American Financial Group, Inc.	Ownership	100.000	American Financial Group, Inc.	NO	0
.0000		.00000	34-1017531	0	0		Ceres Group, Inc.	DE	NIA	Great American Financial Resources, Inc.	Ownership	100.000	American Financial Group, Inc.	NO	0
.0000		.00000	47-0717079	0	0		Continental General Corporation	NE	NIA	Ceres Group, Inc.	Ownership	100.000	American Financial Group, Inc.	NO	0
.0000		.00000	34-1947042	0	0		QQAgency of Texas, Inc.	TX	NIA	Ceres Group, Inc.	Ownership	100.000	American Financial Group, Inc.	NO	0
.0000		.00000	20-1246122	0	0		Brothers Management, LLC	FL	NIA	Great American Financial Resources, Inc.	Ownership	100.000	American Financial Group, Inc.	NO	0
.0000		.00000	31-1391777	0	0		GALIC Brothers, Inc.	OH	NIA	Great American Financial Resources, Inc.	Ownership	100.000	American Financial Group, Inc.	NO	0
.0000		.00000	31-0686194	0	0		Helium Holdings Limited	BMU	NIA	American Financial Group, Inc.	Ownership	100.000	American Financial Group, Inc.	NO	0
.0000		.00000	31-1119320	0	0		One East Fourth, Inc.	OH	NIA	American Financial Group, Inc.	Ownership	100.000	American Financial Group, Inc.	NO	0
.0000		.00000	31-0728327	0	0		TEJ Holdings, Inc.	OH	NIA	American Financial Group, Inc.	Ownership	100.000	American Financial Group, Inc.	NO	0
.0000		.00000	81-4361220	0	0		Three East Fourth, Inc.	OH	NIA	American Financial Group, Inc.	Ownership	100.000	American Financial Group, Inc.	NO	0
.0000		.00000	42-1575938	0	0		Verikai Inc.	DE	NIA	American Financial Group, Inc.	Ownership	100.000	American Financial Group, Inc.	NO	0
.0000		.00000	80-0333563	0	0		Great American Holding, Inc.	OH	UDP	American Financial Group, Inc.	Ownership	100.000	American Financial Group, Inc.	NO	0
.0000		.00000	80-0333563	0	0		ABA Insurance Services, Inc.	OH	NIA	Great American Holding, Inc.	Ownership	100.000	American Financial Group, Inc.	NO	0

ANNUAL STATEMENT FOR THE YEAR 2025 OF THE TRIUMPHE CASUALTY COMPANY

SCHEDULE Y

PART 1A - DETAILS OF INSURANCE HOLDING COMPANY SYSTEM

1	2	3	4	5	6	7	8	9	10	11	12	13	14	15	16
Group Code	Group Name	NAIC Company Code	ID Number	Federal RSSD	CIK	Name of Securities Exchange if Publicly Traded (U.S. or International)	Names of Parent, Subsidiaries Or Affiliates	Domiciliary Location	Relationship to Reporting Entity	Directly Controlled by (Name of Entity/Person)	Type of Control (Ownership, Board, Management, Attorney-in-Fact, Influence, Other)	If Control is Ownership Provide Percentage	Ultimate Controlling Entity(ies)/Person(s)	Is an SCA Filing Required? (Yes/No)	*
.0000		00000	99-3256614	0	0		Invictus Analytics, LLC	..OH.....	..NIA.....	ABA Insurance Services, Inc.	Ownership.....	100.000	American Financial Group, Inc.	..NO.....	0
.0000		00000	27-3062314	0	0		Agricultural Services, LLC	..OH.....	..NIA.....	Great American Holding, Inc.	Ownership.....	100.000	American Financial Group, Inc.	..NO.....	0
.0000		00000	39-1404033	0	0		Farmers Crop Insurance Alliance, Inc.	..KS.....	..NIA.....	Great American Holding, Inc.	Ownership.....	100.000	American Financial Group, Inc.	..NO.....	0
.0000		00000	37-1122370	0	0		Crop Risk Services, Inc.	..IL.....	..NIA.....	Farmers Crop Insurance Alliance, Inc.	Ownership.....	100.000	American Financial Group, Inc.	..NO.....	0
.0084	American Financial Group, Inc.	10646	36-4079497	0	0		Great American Contemporary Insurance Company	..OH.....	..IA.....	Great American Holding, Inc.	Ownership.....	100.000	American Financial Group, Inc.	..NO.....	0
.0084	American Financial Group, Inc.	10335	59-3269531	0	0		Bridgfield Casualty Insurance Company	..FL.....	..IA.....	Great American Contemporary Insurance Company	Ownership.....	100.000	American Financial Group, Inc.	..NO.....	0
.0084	American Financial Group, Inc.	10701	59-1835212	0	0		Bridgfield Employers Insurance Company	..FL.....	..IA.....	Great American Contemporary Insurance Company	Ownership.....	100.000	American Financial Group, Inc.	..NO.....	0
.0084	American Financial Group, Inc.	16618	83-1694393	0	0		Bridgfield Indemnity Insurance Company	..OH.....	..IA.....	Great American Contemporary Insurance Company	Ownership.....	100.000	American Financial Group, Inc.	..NO.....	0
.0084	American Financial Group, Inc.	22179	95-2801326	0	0		Republic Indemnity Company of America	..CA.....	..IA.....	Great American Contemporary Insurance Company	Ownership.....	100.000	American Financial Group, Inc.	..NO.....	0
.0084	American Financial Group, Inc.	43753	31-1054123	0	0		Republic Indemnity Company of California	..CA.....	..IA.....	Republic Indemnity Company of America	Ownership.....	100.000	American Financial Group, Inc.	..NO.....	0
.0000		00000		0	0		Great American Holding (Europe) Limited	..GBR.....	..NIA.....	Great American Holding, Inc.	Ownership.....	100.000	American Financial Group, Inc.	..NO.....	0
.0000		00000		0	0		Great American Europe Limited	..GBR.....	..NIA.....	Great American Holding (Europe) Limited	Ownership.....	100.000	American Financial Group, Inc.	..NO.....	0
.0000		00000	AA-1784136	0	0		Designated Activity Company	..IRL.....	..IA.....	Great American Europe Limited	Ownership.....	100.000	American Financial Group, Inc.	..NO.....	0
.0000		00000	AA-1120817	0	0		Great American International Insurance (UK) Limited	..GBR.....	..IA.....	Great American Europe Limited	Ownership.....	100.000	American Financial Group, Inc.	..NO.....	0
.0084	American Financial Group, Inc.	23418	73-0556513	0	0		Mid-Continent Casualty Company	..OH.....	..IA.....	Great American Holding, Inc.	Ownership.....	100.000	American Financial Group, Inc.	..NO.....	0
.0084	American Financial Group, Inc.	15380	73-1406844	0	0		Mid-Continent Assurance Company	..OH.....	..IA.....	Mid-Continent Casualty Company	Ownership.....	100.000	American Financial Group, Inc.	..NO.....	0
.0084	American Financial Group, Inc.	13794	38-3803661	0	0		Mid-Continent Excess and Surplus Insurance Company	..OH.....	..IA.....	Mid-Continent Casualty Company	Ownership.....	100.000	American Financial Group, Inc.	..NO.....	0
.0000		00000	30-0571535	0	0		Mid-Continent Specialty Insurance Services, Inc.	..OK.....	..NIA.....	Mid-Continent Casualty Company	Ownership.....	100.000	American Financial Group, Inc.	..NO.....	0
.0084	American Financial Group, Inc.	23426	73-0773259	0	0		Oklahoma Surety Company	..OH.....	..IA.....	Mid-Continent Casualty Company	Ownership.....	100.000	American Financial Group, Inc.	..NO.....	0
.0000		00000	34-1607394	0	0		National Interstate Corporation	..OH.....	..UIP.....	Great American Holding, Inc.	Ownership.....	100.000	American Financial Group, Inc.	..NO.....	0
.0000		00000	34-1899058	0	0		American Highways Insurance Agency, Inc.	..OH.....	..NIA.....	National Interstate Corporation	Ownership.....	100.000	American Financial Group, Inc.	..NO.....	0
.0000		00000	31-1548235	0	0		Explorer RV Insurance Agency, Inc.	..OH.....	..NIA.....	National Interstate Corporation	Ownership.....	100.000	American Financial Group, Inc.	..NO.....	0
.0000		00000	98-0191335	0	0		Hudson Indemnity, Ltd.	..CYM.....	..IA.....	National Interstate Corporation	Ownership.....	100.000	American Financial Group, Inc.	..NO.....	0
.0000		00000	34-1607396	0	0		National Interstate Insurance Agency, Inc.	..OH.....	..NIA.....	National Interstate Corporation	Ownership.....	100.000	American Financial Group, Inc.	..NO.....	0
.0000		00000	36-4670968	0	0		Commercial For Hire Transportation Purchasing Group	..SC.....	..NIA.....	National Interstate Insurance Agency, Inc.	Management.....	0.000	American Financial Group, Inc.	..NO.....	2
.0084	American Financial Group, Inc.	32620	34-1607395	0	0		National Interstate Insurance Company	..OH.....	..UDP.....	National Interstate Corporation	Ownership.....	100.000	American Financial Group, Inc.	..NO.....	0
.0084	American Financial Group, Inc.	11051	99-0345306	0	0		National Interstate Insurance Company of Hawaii, Inc.	..OH.....	..IA.....	National Interstate Insurance Company	Ownership.....	100.000	American Financial Group, Inc.	..NO.....	0
.0000		00000	43-1254631	0	0		TransProtection Service Company	..MO.....	..NIA.....	National Interstate Insurance Company	Ownership.....	100.000	American Financial Group, Inc.	..NO.....	0
.0084	American Financial Group, Inc.	41106	95-3623282	0	0		Triumphe Casualty Company	..MO.....	..RE.....	National Interstate Insurance Company	Ownership.....	100.000	American Financial Group, Inc.	..NO.....	0
.0084	American Financial Group, Inc.	21172	86-0114294	0	0		Vanliner Insurance Company	..OH.....	..IA.....	National Interstate Insurance Company	Ownership.....	100.000	American Financial Group, Inc.	..NO.....	0
.0000		00000	20-5546054	0	0		Safety Claims & Litigation Services, LLC	..MT.....	..NIA.....	National Interstate Corporation	Ownership.....	100.000	American Financial Group, Inc.	..NO.....	0
.0000		00000	46-4570914	0	0		Safety, Claims and Litigation Services, LLC	..OH.....	..NIA.....	National Interstate Corporation	Ownership.....	100.000	American Financial Group, Inc.	..NO.....	0
.0000		00000	87-1038842	0	0		Radion Insurance Holdings, LLC	..DE.....	..NIA.....	Great American Holding, Inc.	Ownership.....	100.000	American Financial Group, Inc.	..NO.....	0
.0000		00000	87-1053786	0	0		Radion Health, Inc.	..DE.....	..NIA.....	Radion Insurance Holdings, LLC	Ownership.....	100.000	American Financial Group, Inc.	..NO.....	0
.0000		00000		0	0		Radion Re, Inc.	..CYM.....	..IA.....	Radion Insurance Holdings, LLC	Ownership.....	100.000	American Financial Group, Inc.	..NO.....	0
.0000		00000	59-1683711	0	0		Summit Consulting, LLC	..FL.....	..NIA.....	Great American Holding, Inc.	Ownership.....	100.000	American Financial Group, Inc.	..NO.....	0
.0000		00000	59-3385208	0	0		Heritage Summit Healthcare, LLC	..FL.....	..NIA.....	Summit Consulting, LLC	Ownership.....	100.000	American Financial Group, Inc.	..NO.....	0
.0084	American Financial Group, Inc.	16691	31-0501234	0	0		Great American Insurance Company	..OH.....	..IA.....	American Financial Group, Inc.	Ownership.....	100.000	American Financial Group, Inc.	..NO.....	0
.0084	American Financial Group, Inc.	37990	31-0973761	0	0		American Empire Insurance Company	..OH.....	..IA.....	Great American Insurance Company	Ownership.....	100.000	American Financial Group, Inc.	..NO.....	0
.0000		00000	31-1463075	0	0		American Signature Underwriters, Inc.	..OH.....	..NIA.....	Great American Insurance Company	Ownership.....	100.000	American Financial Group, Inc.	..NO.....	0

ANNUAL STATEMENT FOR THE YEAR 2025 OF THE TRIUMPH CASUALTY COMPANY

SCHEDULE Y

PART 1A - DETAILS OF INSURANCE HOLDING COMPANY SYSTEM

1	2	3	4	5	6	7	8	9	10	11	12	13	14	15	16
Group Code	Group Name	NAIC Company Code	ID Number	Federal RSSD	CIK	Name of Securities Exchange if Publicly Traded (U.S. or International)	Names of Parent, Subsidiaries Or Affiliates	Domiciliary Location	Relationship to Reporting Entity	Directly Controlled by (Name of Entity/Person)	Type of Control (Ownership, Board, Management, Attorney-in-Fact, Influence, Other)	If Control is Ownership Provide Percentage	Ultimate Controlling Entity(ies)/Person(s)	Is an SCA Filing Required? (Yes/No)	*
.0000		00000	59-2840291	0	0		Brothers Property Corporation	..OH.....	..NIA.....	Great American Insurance Company	Ownership.....	100.000	American Financial Group, Inc.	..NO.....	0
.0000		00000	59-2840294	0	0		Brothers Property Management Corporation	..OH.....	..NIA.....	Brothers Property Corporation	Ownership.....	100.000	American Financial Group, Inc.	..NO.....	0
.0000		00000	31-1277904	0	0		Crop Managers Insurance Agency, Inc.	..KS.....	..NIA.....	Great American Insurance Company	Ownership.....	100.000	American Financial Group, Inc.	..NO.....	0
.0000		00000	83-1767590	0	0		CropSurance Agency, LLC	..OH.....	..NIA.....	Great American Insurance Company	Ownership.....	100.000	American Financial Group, Inc.	..NO.....	0
.0000		00000	31-0589001	0	0		Dempsey & Siders Agency, Inc.	..OH.....	..NIA.....	Great American Insurance Company	Ownership.....	100.000	American Financial Group, Inc.	..NO.....	0
.0000		00000	84-2358400	0	0		Human and Social Services Risk Purchasing Group, LLC	..OH.....	..NIA.....	Dempsey & Siders Agency, Inc.	Ownership.....	100.000	American Financial Group, Inc.	..NO.....	0
.0084		00000	99-4672393	0	0		Dolphin Cove QOF LLC	..DE.....	..NIA.....	Great American Insurance Company	Ownership.....	90.625	American Financial Group, Inc.	..NO.....	0
.0000		00000	31-1341668	0	0		Eden Park Insurance Brokers, Inc.	..CA.....	..NIA.....	Great American Insurance Company	Ownership.....	100.000	American Financial Group, Inc.	..NO.....	0
.0000		00000		0	0		El Aguila, Compañia de Seguros, S.A. de C.V.	..MEX.....	..IA.....	Great American Insurance Company	Ownership.....	100.000	American Financial Group, Inc.	..YES.....	0
.0000		00000		0	0		Foreign Credit Insurance Association	..NY.....	..OTH.....	Great American Insurance Company	Management.....	0.000	American Financial Group, Inc.	..NO.....	2
.0000		00000	81-0814136	0	0		GAI Mexico Holdings, LLC	..DE.....	..NIA.....	Great American Insurance Company	Ownership.....	100.000	American Financial Group, Inc.	..NO.....	0
.0000		00000	31-1753938	0	0		GAI Warranty Company	..OH.....	..NIA.....	Great American Insurance Company	Ownership.....	100.000	American Financial Group, Inc.	..NO.....	0
.0000		00000	31-1765544	0	0		GAI Warranty Company of Florida	..FL.....	..NIA.....	GAI Warranty Company	Ownership.....	100.000	American Financial Group, Inc.	..NO.....	0
.0000		00000	61-1329718	0	0		Global Premier Finance Company	..OH.....	..NIA.....	Great American Insurance Company	Ownership.....	100.000	American Financial Group, Inc.	..NO.....	0
.0084	American Financial Group, Inc.	26832	95-1542353	0	0		Great American Alliance Insurance Company	..OH.....	..IA.....	Great American Insurance Company	Ownership.....	100.000	American Financial Group, Inc.	..NO.....	0
.0084	American Financial Group, Inc.	26344	15-6020948	0	0		Great American Assurance Company	..OH.....	..IA.....	Great American Insurance Company	Ownership.....	100.000	American Financial Group, Inc.	..NO.....	0
.0084	American Financial Group, Inc.	39896	61-0983091	0	0		Great American Casualty Insurance Company	..OH.....	..IA.....	Great American Insurance Company	Ownership.....	100.000	American Financial Group, Inc.	..NO.....	0
.0084	American Financial Group, Inc.	37532	31-0954439	0	0		Great American E & S Insurance Company	..OH.....	..IA.....	Great American Insurance Company	Ownership.....	100.000	American Financial Group, Inc.	..NO.....	0
.0084	American Financial Group, Inc.	41858	31-1036473	0	0		Great American Fidelity Insurance Company	..OH.....	..IA.....	Great American Insurance Company	Ownership.....	100.000	American Financial Group, Inc.	..NO.....	0
.0000		00000	31-1652643	0	0		Great American Insurance Agency, Inc.	..OH.....	..NIA.....	Great American Insurance Company	Ownership.....	100.000	American Financial Group, Inc.	..NO.....	0
.0084	American Financial Group, Inc.	22136	13-5539046	0	0		Great American Insurance Company of New York	..NY.....	..IA.....	Great American Insurance Company	Ownership.....	100.000	American Financial Group, Inc.	..NO.....	0
.0000		00000	31-0856644	0	0		Great American Management Services, Inc.	..OH.....	..NIA.....	Great American Insurance Company	Ownership.....	100.000	American Financial Group, Inc.	..NO.....	0
.0084	American Financial Group, Inc.	38580	31-1288778	0	0		Great American Protection Insurance Company	..OH.....	..IA.....	Great American Insurance Company	Ownership.....	100.000	American Financial Group, Inc.	..NO.....	0
.0000		00000	31-0918893	0	0		Great American Re Inc.	..DE.....	..NIA.....	Great American Insurance Company	Ownership.....	100.000	American Financial Group, Inc.	..NO.....	0
.0084	American Financial Group, Inc.	35351	31-0912199	0	0		Great American Risk Solutions Surplus Lines Insurance Company	..OH.....	..IA.....	Great American Insurance Company	Ownership.....	100.000	American Financial Group, Inc.	..NO.....	0
.0084	American Financial Group, Inc.	31135	31-1209419	0	0		Great American Security Insurance Company	..OH.....	..IA.....	Great American Insurance Company	Ownership.....	100.000	American Financial Group, Inc.	..NO.....	0
.0084	American Financial Group, Inc.	33723	31-1237970	0	0		Great American Spirit Insurance Company	..OH.....	..IA.....	Great American Insurance Company	Ownership.....	100.000	American Financial Group, Inc.	..NO.....	0
.0000		00000	31-1293064	0	0		Professional Risk Brokers, Inc.	..IL.....	..NIA.....	Great American Insurance Company	Ownership.....	100.000	American Financial Group, Inc.	..NO.....	0
.0000		00000		0	0		Shelter Rock Holdings, LLC	..OH.....	..NIA.....	Great American Insurance Company	Ownership.....	100.000	American Financial Group, Inc.	..NO.....	0
.0000		00000	88-1379846	0	0		Trusted Coverage Professionals Agency, LLC	..OH.....	..NIA.....	Great American Insurance Company	Ownership.....	100.000	American Financial Group, Inc.	..NO.....	0
.0000		00000		0	0		Westline Industrial, LLC	..OH.....	..NIA.....	Great American Insurance Company	Ownership.....	100.000	American Financial Group, Inc.	..NO.....	0

Asterisk	Explanation
1	The entity is owned by more than one company within the AFG Group.
2	Entity is affiliated but not owned.

ANNUAL STATEMENT FOR THE YEAR 2025 OF THE TRIUMPHE CASUALTY COMPANY

SCHEDULE Y

PART 2 - SUMMARY OF INSURER'S TRANSACTIONS WITH ANY AFFILIATES

1	2	3	4	5	6	7	8	9	10	11	12	13
NAIC Company Code	ID Number	Names of Insurers and Parent, Subsidiaries or Affiliates	Shareholder Dividends	Capital Contributions	Purchases, Sales or Exchanges of Loans, Securities, Real Estate, Mortgage Loans or Other Investments	Income/ (Disbursements) Incurred in Connection with Guarantees or Undertakings for the Benefit of any Affiliate(s)	Management Agreements and Service Contracts	Income/ (Disbursements) Incurred Under Reinsurance Agreements	*	Any Other Material Activity Not in the Ordinary Course of the Insurer's Business	Totals	Reinsurance Recoverable/ (Payable) on Losses and/or Reserve Credit Taken/(Liability)
37990	31-0973761	American Empire Insurance Company	(1,000,000)	0	0	0	0	0	*	0	(1,000,000)	0
00000	31-1544320	American Financial Group, Inc.	510,000,000	0	0	0	155,366,509	0	0	0	665,366,509	0
00000	41-2112001	APU Holding Company	4,000,000	0	0	0	0	0	0	0	4,000,000	0
10335	59-3269531	Bridgefield Casualty Insurance Company	0	0	0	0	0	0	*	0	0	(6,760,000)
10701	59-1835212	Bridgefield Employers Insurance Company	(5,000,000)	0	0	0	0	0	*	0	(5,000,000)	0
00000		El Aguila, Compañia de Seguros, S.A. de C.V.	0	0	0	0	0	0	0	0	0	18,130,000
00000	98-1073776	GAI Insurance Company, Ltd.	(4,000,000)	0	0	0	0	0	0	0	(4,000,000)	(2,811,000)
00000	31-1765544	GAI Warranty Company of Florida	0	0	0	0	0	0	0	0	0	23,000
00000	61-1329718	Global Premier Finance Company	(1,800,000)	0	0	0	0	0	0	0	(1,800,000)	0
26832	95-1542353	Great American Alliance Insurance Company	0	0	0	0	0	0	0	0	0	0
26344	15-6020948	Great American Assurance Company	(500,000)	0	0	0	0	0	*	0	(500,000)	0
39896	61-0983091	Great American Casualty Insurance Company	(1,500,000)	0	0	0	0	0	*	0	(1,500,000)	0
10646	36-4079497	Great American Contemporary Insurance Company	(1,000,000)	0	0	0	0	0	*	0	(1,000,000)	0
37532	31-0954439	Great American E & S Insurance Company	(90,000,000)	0	0	0	0	0	*	0	(90,000,000)	2,374,000
41858	31-1036473	Great American Fidelity Insurance Company	(5,000,000)	0	0	0	0	0	*	0	(5,000,000)	0
00000	42-1575938	Great American Holding, Inc.	95,000,000	(20,000,000)	0	0	0	0	0	0	75,000,000	0
16691	31-0501234	Great American Insurance Company	(447,203,745)	0	0	0	(155,366,509)	0	*	0	(602,570,254)	(98,193,000)
22136	13-5539046	Great American Insurance Company of New York	0	0	0	0	0	0	0	0	0	0
00000	AA-1784136	Great American International Insurance (EU) Designated Activity Company	(10,000,000)	0	0	0	0	0	*	0	(10,000,000)	0
00000	AA-1120817	Great American International Insurance (UK) Limited	0	0	0	0	0	0	0	0	0	58,082,000
38580	31-1288778	Great American Protection Insurance Company	0	0	0	0	0	0	0	0	0	35,123,000
35351	31-0912199	Great American Risk Solutions Surplus Lines Insurance Company	(1,500,000)	0	0	0	0	0	*	0	(1,500,000)	0
31135	31-1209419	Great American Security Insurance Company	(3,000,000)	0	0	0	0	0	*	0	(3,000,000)	0
33723	31-1237970	Great American Spirit Insurance Company	(1,000,000)	0	0	0	0	0	*	0	(1,000,000)	0
00000	98-0191335	Hudson Indemnity, Ltd.	(1,500,000)	0	0	0	0	0	*	0	(1,500,000)	0
15380	73-1406844	Mid-Continent Assurance Company	0	0	0	0	0	0	0	0	0	(506,673,000)
23418	73-0556513	Mid-Continent Casualty Company	(2,000,000)	0	0	0	0	0	*	0	(2,000,000)	0
13794	38-3803661	Mid-Continent E&S Insurance Company	5,000,000	20,000,000	0	0	0	0	*	0	25,000,000	(8,525,000)
00000	34-1607394	National Interstate Corporation	(1,500,000)	0	0	0	0	0	*	0	(1,500,000)	0
32620	34-1607395	National Interstate Insurance Company	70,000,000	0	0	0	0	0	0	0	70,000,000	0
11051	99-0345306	National Interstate Insurance Company of Hawaii, Inc.	(41,100,000)	0	0	0	0	0	*	0	(41,100,000)	325,308,000
23426	73-0773259	Oklahoma Surety Company	(1,500,000)	0	0	0	0	0	*	0	(1,500,000)	20,082,000
00000	31-1293064	Professional Risk Brokers, Inc.	(1,500,000)	0	0	0	0	0	*	0	(1,500,000)	0
			(28,496,255)	0	0	0	0	0	0	0	(28,496,255)	0

ANNUAL STATEMENT FOR THE YEAR 2025 OF THE TRIUMPHE CASUALTY COMPANY

SCHEDULE Y

PART 2 - SUMMARY OF INSURER'S TRANSACTIONS WITH ANY AFFILIATES

1	2	3	4	5	6	7	8	9	10	11	12	13
NAIC Company Code	ID Number	Names of Insurers and Parent, Subsidiaries or Affiliates	Shareholder Dividends	Capital Contributions	Purchases, Sales or Exchanges of Loans, Securities, Real Estate, Mortgage Loans or Other Investments	Income/ (Disbursements) Incurred in Connection with Guarantees or Undertakings for the Benefit of any Affiliate(s)	Management Agreements and Service Contracts	Income/ (Disbursements) Incurred Under Reinsurance Agreements	*	Any Other Material Activity Not in the Ordinary Course of the Insurer's Business	Totals	Reinsurance Recoverable/ (Payable) on Losses and/or Reserve Credit Taken/(Liability)
.....00000	87-1038842	Radion Insurance Holding, LLC0(3,000,000)000000(3,000,000)0
.....00000	98-1666055	Radion Re, Inc.03,000,0000000003,000,000(2,953,000)
.....22179	95-2801326	Republic Indemnity Company of America000000	*00(30,067,000)
.....00000	43-1254631	TransProtection Service Company(2,500,000)0000000(2,500,000)0
.....41106	95-3623282	Triumphe Casualty Company(2,500,000)00000	*0(2,500,000)36,752,000
.....00000	88-1379846	Trusted Coverage Professionals Agency, LLC(1,500,000)0000000(1,500,000)0
.....21172	86-0114294	Vanliner Insurance Company(22,400,000)00000	*0(22,400,000)156,615,000
9999999	Control Totals		0	0	0	0	0	0	XXX	0	0	(3,493,000)

ANNUAL STATEMENT FOR THE YEAR 2025 OF THE TRIUMPHE CASUALTY COMPANY

SCHEDULE Y

PART 3 - ULTIMATE CONTROLLING PARTY AND LISTING OF OTHER U.S. INSURANCE GROUPS OR ENTITIES UNDER THAT ULTIMATE CONTROLLING PARTY'S CONTROL

1 Insurers in Holding Company	2 Owners with Greater Than 10% Ownership	3 Ownership Percentage Column 2 of Column 1	4 Granted Disclaimer of Control/ Affiliation of Column 2 Over Column 1 (Yes/No)	5 Ultimate Controlling Party	6 U.S. Insurance Groups or Entities Controlled by Column 5	7 Ownership Percentage (Column 5 of Column 6)	8 Granted Disclaimer of Control/ Affiliation of Column 5 Over Column 6 (Yes/No)
American Empire Insurance Company	Great American Insurance Company	100.000	NO	American Financial Group, Inc.	N/A	0.000	NO
Bridgfield Casualty Insurance Company	Great American Contemporary Insurance Company	100.000	NO	American Financial Group, Inc.	N/A	0.000	NO
Bridgfield Employers Insurance Company	Great American Contemporary Insurance Company	100.000	NO	American Financial Group, Inc.	N/A	0.000	NO
Bridgfield Indemnity Insurance Company	Great American Contemporary Insurance Company	100.000	NO	American Financial Group, Inc.	N/A	0.000	NO
Great American Alliance Insurance Company	Great American Insurance Company	100.000	NO	American Financial Group, Inc.	N/A	0.000	NO
Great American Assurance Company	Great American Insurance Company	100.000	NO	American Financial Group, Inc.	N/A	0.000	NO
Great American Casualty Insurance Company	Great American Insurance Company	100.000	NO	American Financial Group, Inc.	N/A	0.000	NO
Great American Contemporary Insurance Company	Great American Holding, Inc.	100.000	NO	American Financial Group, Inc.	N/A	0.000	NO
Great American E&S Insurance Company	Great American Insurance Company	100.000	NO	American Financial Group, Inc.	N/A	0.000	NO
Great American Fidelity Insurance Company	Great American Insurance Company	100.000	NO	American Financial Group, Inc.	N/A	0.000	NO
Great American Insurance Company	American Financial Group, Inc.	100.000	NO	American Financial Group, Inc.	N/A	0.000	NO
Great American Insurance Company of New York	Great American Insurance Company	100.000	NO	American Financial Group, Inc.	N/A	0.000	NO
Great American Protection Insurance Company	Great American Insurance Company	100.000	NO	American Financial Group, Inc.	N/A	0.000	NO
Great American Risk Solutions Surplus Lines Insurance Company	Great American Insurance Company	100.000	NO	American Financial Group, Inc.	N/A	0.000	NO
Great American Security Insurance Company	Great American Insurance Company	100.000	NO	American Financial Group, Inc.	N/A	0.000	NO
Great American Spirit Insurance Company	Great American Insurance Company	100.000	NO	American Financial Group, Inc.	N/A	0.000	NO
Mid-Continent Assurance Company	Mid-Continent Casualty Company	100.000	NO	American Financial Group, Inc.	N/A	0.000	NO
Mid-Continent Casualty Company	Great American Holding, Inc.	100.000	NO	American Financial Group, Inc.	N/A	0.000	NO
Mid-Continent Excess and Surplus Insurance Company	Mid-Continent Casualty Company	100.000	NO	American Financial Group, Inc.	N/A	0.000	NO
National Interstate Insurance Company	National Interstate Corporation	100.000	NO	American Financial Group, Inc.	N/A	0.000	NO
National Interstate Insurance Company of Hawaii, Inc.	National Interstate Insurance Company	100.000	NO	American Financial Group, Inc.	N/A	0.000	NO
Oklahoma Surety Company	Mid-Continent Casualty Company	100.000	NO	American Financial Group, Inc.	N/A	0.000	NO
Republic Indemnity Company of America	Great American Contemporary Insurance Company	100.000	NO	American Financial Group, Inc.	N/A	0.000	NO
Republic Indemnity Company of California	Republic Indemnity Company of America	100.000	NO	American Financial Group, Inc.	N/A	0.000	NO
Triumphe Casualty Company	National Interstate Insurance Company	100.000	NO	American Financial Group, Inc.	N/A	0.000	NO
Vanliner Insurance Company	National Interstate Insurance Company	100.000	NO	American Financial Group, Inc.	N/A	0.000	NO

ANNUAL STATEMENT FOR THE YEAR 2025 OF THE TRIUMPHE CASUALTY COMPANY

SUPPLEMENTAL EXHIBITS AND SCHEDULES INTERROGATORIES

REQUIRED FILINGS

The following supplemental reports are required to be filed as part of your statement filing unless specifically waived by the domiciliary state. However, in the event that your domiciliary state waives the filing requirement, your response of **WAIVED** to the specific interrogatory will be accepted in lieu of filing a "NONE" report and a bar code will be printed below. If the supplement is required of your company but is not being filed for whatever reason enter **SEE EXPLANATION** and provide an explanation following the interrogatory questions.

	Responses
MARCH FILING	
1. Will an Actuarial Opinion be filed by March 1?	YES
2. Will the Supplemental Compensation Exhibit be filed with the state of domicile by March 1?	YES
3. Will the confidential Risk-based Capital Report be filed with the NAIC by March 1?	YES
4. Will the confidential Risk-based Capital Report be filed with the state of domicile, if required by March 1?	YES
APRIL FILING	
5. Will the Insurance Expense Exhibit be filed with the state of domicile and the NAIC by April 1?	YES
6. Will Management's Discussion and Analysis be filed by April 1?	YES
7. Will the Supplemental Investment Risk Interrogatories be filed by April 1?	YES
MAY FILING	
8. Will this company be included in a combined annual statement which is filed with the NAIC by May 1?	YES
JUNE FILING	
9. Will an Audited Financial Report be filed by June 1?	YES
10. Will Accountant's Letter of Qualifications be filed with the state of domicile and electronically with the NAIC by June 1?	YES

SUPPLEMENTAL FILINGS

The following supplemental reports are required to be filed as part of your annual statement filing **if your company is engaged in the type of business covered by the supplement. However, in the event that your company does not transact the type of business for which the special report must be filed, your response of NO to the specific interrogatory will be accepted in lieu of filing a "NONE" report and a bar code will be printed below.** If the supplement is required of your company but is not being filed for whatever reason enter **SEE EXPLANATION** and provide an explanation following the interrogatory questions.

MARCH FILING	
11. Will Schedule SIS (Stockholder Information Supplement) be filed with the state of domicile by March 1?	NO
12. Will the Financial Guaranty Insurance Exhibit be filed by March 1?	NO
13. Will the Medicare Supplement Insurance Experience Exhibit be filed with the state of domicile and the NAIC by March 1?	NO
14. Will Supplement A to Schedule T (Medical Professional Liability Supplement) be filed by March 1?	NO
15. Will the Trusteed Surplus Statement be filed with the state of domicile and the NAIC by March 1?	NO
16. Will the Premiums Attributed to Protected Cells Exhibit be filed by March 1?	NO
17. Will the Reinsurance Summary Supplemental Filing for General Interrogatory 9 be filed with the state of domicile and the NAIC by March 1? ...	YES
18. Will the Medicare Part D Coverage Supplement be filed with the state of domicile and the NAIC by March 1?	NO
19. Will the confidential Actuarial Opinion Summary be filed with the state of domicile, if required, by March 15 (or the date otherwise specified)?..	YES
20. Will the Reinsurance Attestation Supplement be filed with the state of domicile and the NAIC by March 1?	YES
21. Will the Exceptions to the Reinsurance Attestation Supplement be filed with the state of domicile by March 1?	YES
22. Will the Bail Bond Supplement be filed with the state of domicile and the NAIC by March 1?	NO
23. Will the Director and Officer Insurance Coverage Supplement be filed with the state of domicile and the NAIC by March 1?	NO
24. Will an approval from the reporting entity's state of domicile for relief related to the five-year rotation requirement for lead audit partner be filed electronically with the NAIC by March 1?	NO
25. Will an approval from the reporting entity's state of domicile for relief related to the one-year cooling off period for independent CPA be filed electronically with the NAIC by March 1?	NO
26. Will an approval from the reporting entity's state of domicile for relief related to the Requirements for Audit Committees be filed electronically with the NAIC by March 1?	NO
27. Will the Supplemental Schedule for Reinsurance Counterparty Reporting Exception - Asbestos and Pollution Contracts be filed with the state of domicile and the NAIC by March 1?	NO
28. Will the Exhibit of Other Liabilities by Lines of Business be filed with the state of domicile and the NAIC by March 1?	NO
29. Will the Market Conduct Annual Statement (MCAS) Premium Exhibit for Year be filed with appropriate jurisdictions and with the NAIC by March 1?	NO
APRIL FILING	
30. Will the Credit Insurance Experience Exhibit be filed with the state of domicile and the NAIC by April 1?	NO
31. Will the Long-term Care Experience Reporting Forms be filed with the state of domicile and the NAIC by April 1?	NO
32. Will the Accident and Health Policy Experience Exhibit be filed by April 1?	YES
33. Will the Supplemental Health Care Exhibit (Parts 1 and 2) be filed with the state of domicile and the NAIC by April 1?	NO
34. Will the Cybersecurity Insurance Coverage Supplement be filed with the state of domicile and the NAIC by April 1?	NO
35. Will the Life, Health & Annuity Guaranty Association Assessable Premium Exhibit - Parts 1 and 2 be filed with the state of domicile and the NAIC by April 1?	NO
36. Will the Private Flood Insurance Supplement be filed with the state of domicile and the NAIC by April 1?	NO
37. Will the Mortgage Guaranty Insurance Exhibit be filed with the state of domicile and the NAIC by April 1?	NO
AUGUST FILING	
38. Will Management's Report of Internal Control Over Financial Reporting be filed with the state of domicile by August 1?	YES

Explanations:

11. The data for this supplement is not required to be filed.
12. The data for this supplement is not required to be filed.
13. The data for this supplement is not required to be filed.
14. The data for this supplement is not required to be filed.
15. The data for this supplement is not required to be filed.
16. The data for this supplement is not required to be filed.
18. The data for this supplement is not required to be filed.
22. The data for this supplement is not required to be filed.
23. The data for this supplement is not required to be filed.
24. The data for this supplement is not required to be filed.
25. The data for this supplement is not required to be filed.
26. The data for this supplement is not required to be filed.
27. The data for this supplement is not required to be filed.
28. The data for this supplement is not required to be filed.
29. The data for this supplement is not required to be filed.
30. The data for this supplement is not required to be filed.
31. The data for this supplement is not required to be filed.
33. The data for this supplement is not required to be filed.
34. The data for this supplement is not required to be filed.
35. The data for this supplement is not required to be filed.
36. The data for this supplement is not required to be filed.
37. The data for this supplement is not required to be filed.

Bar Codes:

11. SIS Stockholder Information Supplement [Document Identifier 420]



12. Financial Guaranty Insurance Exhibit [Document Identifier 240]



13. Medicare Supplement Insurance Experience Exhibit [Document Identifier 360]



14. Supplement A to Schedule T [Document Identifier 455]



15. Trusteed Surplus Statement [Document Identifier 490]


















16. Premiums Attributed to Protected Cells Exhibit [Document Identifier 385]



18. Medicare Part D Coverage Supplement [Document Identifier 365]



ANNUAL STATEMENT FOR THE YEAR 2025 OF THE TRIUMPHE CASUALTY COMPANY
SUPPLEMENTAL EXHIBITS AND SCHEDULES INTERROGATORIES

- 22. Bail Bond Supplement [Document Identifier 500] 
- 23. Director and Officer Insurance Coverage Supplement [Document Identifier 505] 
- 24. Relief from the five-year rotation requirement for lead audit partner [Document Identifier 224] 
- 25. Relief from the one-year cooling off period for independent CPA [Document Identifier 225] 
- 26. Relief from the Requirements for Audit Committees [Document Identifier 226] 
- 27. Reinsurance Counterparty Reporting Exception – Asbestos and Pollution Contracts [Document Identifier 555] 
- 28. Exhibit of Other Liabilities by Lines of Business [Document Identifier 570] 
- 29. Market Conduct Annual Statement (MCAS) Premium Exhibit [Document Identifier 600] 
- 30. Credit Insurance Experience Exhibit [Document Identifier 230] 
- 31. Long-Term Care Experience Reporting Forms [Document Identifier 306] 
- 33. Supplemental Health Care Exhibit (Parts 1 and 2) [Document Identifier 216] 
- 34. Cybersecurity Insurance Coverage Supplement [Document Identifier 550] 
- 35. Life, Health & Annuity Guaranty Association Assessable Premium Exhibit - Parts 1 and 2 [Document Identifier 290] 
- 36. Private Flood Insurance Supplement [Document Identifier 560] 
- 37. Will the Mortgage Guaranty Insurance Exhibit [Document Identifier 565] 

NONE

