



PROPERTY AND CASUALTY COMPANIES - ASSOCIATION EDITION

**ANNUAL STATEMENT**

FOR THE YEAR ENDED DECEMBER 31, 2025  
OF THE CONDITION AND AFFAIRS OF THE

**TRUSTED RESOURCE UNDERWRITERS EXCHANGE OF OHIO**

NAIC Group Code 5107 0361 NAIC Company Code 38652 Employer's ID Number 38-2342976  
(Current) (Prior)

Organized under the Laws of Ohio, State of Domicile or Port of Entry OH  
Country of Domicile United States of America

Incorporated/Organized 08/15/1980 Commenced Business 10/01/1980

Statutory Home Office 20 E. Broad St, 2nd and 3rd Floor, Columbus, OH, US 43215  
(Street and Number) (City or Town, State, Country and Zip Code)

Main Administrative Office 20 E. Broad St, 2nd and 3rd Floor  
(Street and Number)  
Columbus, OH, US 43215 (Area Code) (Telephone Number)  
(City or Town, State, Country and Zip Code)

Mail Address 20 E. Broad St, 2nd and 3rd Floor, Columbus, OH, US 43215  
(Street and Number or P.O. Box) (City or Town, State, Country and Zip Code)

Primary Location of Books and Records 20 E. Broad St, 2nd and 3rd Floor  
(Street and Number)  
Columbus, OH, US 43215 (Area Code) (Telephone Number)  
(City or Town, State, Country and Zip Code)

Internet Website Address www.trueins.com

Statutory Statement Contact LACEY A HOUSE, 561-849-3866  
(Name) (Area Code) (Telephone Number)  
lacey.house@trueins.com (E-mail Address) (FAX Number)

**OFFICERS**

CEO of Trusted Resource Underwriters, LLC., AIF for TRUE	<u>Anthony M. Scavongelli</u>	VP of Finance of Trusted Resource Underwriters, LLC., AIF for TRUE	<u>James T. Morahan</u>
Secretary of Trusted Resource Underwriters, LLC., AIF for TRUE	<u>Susan G. Anderson</u>		

**OTHER**

**DIRECTORS OR TRUSTEES**

State of Massachusetts SS  
County of Suffolk

The officers of this reporting entity being duly sworn, each depose and say that they are the described officers of said reporting entity, and that on the reporting period stated above, all of the herein described assets were the absolute property of the said reporting entity, free and clear from any liens or claims thereon, except as herein stated, and that this statement, together with related exhibits, schedules and explanations therein contained, annexed or referred to, is a full and true statement of all the assets and liabilities and of the condition and affairs of the said reporting entity as of the reporting period stated above, and of its income and deductions therefrom for the period ended, and have been completed in accordance with the NAIC Annual Statement Instructions and Accounting Practices and Procedures manual except to the extent that: (1) state law may differ; or, (2) that state rules or regulations require differences in reporting not related to accounting practices and procedures, according to the best of their information, knowledge and belief, respectively. Furthermore, the scope of this attestation by the described officers also includes the related corresponding electronic filing with the NAIC, when required, that is an exact copy (except for formatting differences due to electronic filing) of the enclosed statement. The electronic filing may be requested by various regulators in lieu of or in addition to the enclosed statement.

*Anthony M. Scavongelli*

Anthony M. Scavongelli  
CEO of Trusted Resource Underwriters, LLC.,  
Attorney-in-fact for Trusted Resource Underwriters Exchange

*Susan G. Anderson*

Susan G. Anderson  
Secretary of Trusted Resource Underwriters, LLC.,  
Attorney-in-fact for Trusted Resource Underwriters Exchange

*James T. Morahan*

James T. Morahan  
Vice President of Finance of Trusted Resource Underwriters, LLC., Attorney-in-fact for Trusted Resource Underwriters Exchange

Subscribed and sworn to before me this 16th day of February, 2026.

*Notary Signature*

- a. Is this an original filing? ..... Yes [ X ] No [ ]  
b. If no,  
1. State the amendment number.....  
2. Date filed .....  
3. Number of pages attached.....





ANNUAL STATEMENT FOR THE YEAR 2025 OF THE TRUSTED RESOURCE UNDERWRITERS EXCHANGE OF OHIO

**EXHIBIT OF PREMIUMS AND LOSSES (Statutory Page 14)**

NAIC Group Code 5107

BUSINESS IN THE STATE OF Alabama

DURING THE YEAR 2025

NAIC Company Code 38652

Line of Business	Gross Premiums, Including Policy and Membership Fees, Less Return Premiums and Premiums on Policies not Taken		3 Dividends Paid or Credited to Policyholders on Direct Business	4 Direct Unearned Premium Reserves	5 Direct Losses Paid (deducting salvage)	6 Direct Losses Incurred	7 Direct Losses Unpaid	8 Direct Defense and Cost Containment Expense Paid	9 Direct Defense and Cost Containment Expense Incurred	10 Direct Defense and Cost Containment Expense Unpaid	11 Commissions and Brokerage Expenses	12 Taxes, Licenses and Fees
	1 Direct Premiums Written	2 Direct Premiums Earned										
1. Fire		1										
2.1 Allied lines												
2.2 Multiple peril crop												
2.3 Federal flood												
2.4 Private crop												
2.5 Private flood												
3. Farmowners multiple peril												
4. Homeowners multiple peril												
5.1 Commercial multiple peril (non-liability portion)												
5.2 Commercial multiple peril (liability portion)												
6. Mortgage guaranty												
8. Ocean marine												
9.1 Inland marine												
9.2 Pet insurance plans												
10. Financial guaranty												
11.1 Medical professional liability - occurrence												
11.2 Medical professional liability - claims-made												
12. Earthquake												
13.1 Comprehensive (hospital and medical) ind (b)												
13.2 Comprehensive (hospital and medical) group (b)												
14. Credit A&H (group and Individual)												
15.1 Vision only (b)												
15.2 Dental only (b)												
15.3 Disability income (b)												
15.4 Medicare supplement (b)												
15.5 Medicaid Title XIX (b)												
15.6 Medicare Title XVIII (b)												
15.7 Long-term care (b)												
15.8 Federal employees health benefits plan (b)												
15.9 Other health (b)												
16. Workers' compensation												
17.1 Other liability - occurrence					89	(77)		30	(12)			
17.2 Other liability - claims-Made												
17.3 Excess workers' compensation												
18.1 Products liability - occurrence												
18.2 Products liability - claims-made												
19.1 Private passenger auto no-fault (personal injury protection)												
19.2 Other private passenger auto liability												
19.3 Commercial auto no-fault (personal injury protection)												
19.4 Other commercial auto liability												
21.1 Private passenger auto physical damage												
21.2 Commercial auto physical damage												
22. Aircraft (all perils)												
23. Fidelity												
24. Surety												
26. Burglary and theft												
27. Boiler and machinery												
28. Credit												
29. International												
30. Warranty												
31. Reins nonproportional assumed property	XXX	XXX	XXX	XXX	XXX	XXX	XXX	XXX	XXX	XXX	XXX	XXX
32. Reins nonproportional assumed liability	XXX	XXX	XXX	XXX	XXX	XXX	XXX	XXX	XXX	XXX	XXX	XXX
33. Reins nonproportional assumed financial lines	XXX	XXX	XXX	XXX	XXX	XXX	XXX	XXX	XXX	XXX	XXX	XXX
34. Aggregate write-ins for other lines of business	0	0	0	0	0	0	0	0	0	0	0	0
35. Total (a)	0	1	0	0	89	(77)	0	30	(12)	0	0	0
<b>DETAILS OF WRITE-INS</b>												
3401.												
3402.												
3403.												
3498. Summary of remaining write-ins for Line 34 from overflow page	0	0	0	0	0	0	0	0	0	0	0	0
3499. Totals (Lines 3401 through 3403 plus 3498)(Line 34 above)	0	0	0	0	0	0	0	0	0	0	0	0

(a) Finance and service charges not included in Lines 1 to 35 \$ .....

(b) For health business on indicated lines report: Number of persons insured under PPO managed care products ..... and number of persons insured under indemnity only products .....

19AL



ANNUAL STATEMENT FOR THE YEAR 2025 OF THE TRUSTED RESOURCE UNDERWRITERS EXCHANGE OF OHIO

**EXHIBIT OF PREMIUMS AND LOSSES (Statutory Page 14)**

NAIC Group Code 5107

BUSINESS IN THE STATE OF Alaska

DURING THE YEAR 2025

NAIC Company Code 38652

Line of Business	Gross Premiums, Including Policy and Membership Fees, Less Return Premiums and Premiums on Policies not Taken		3 Dividends Paid or Credited to Policyholders on Direct Business	4 Direct Unearned Premium Reserves	5 Direct Losses Paid (deducting salvage)	6 Direct Losses Incurred	7 Direct Losses Unpaid	8 Direct Defense and Cost Containment Expense Paid	9 Direct Defense and Cost Containment Expense Incurred	10 Direct Defense and Cost Containment Expense Unpaid	11 Commissions and Brokerage Expenses	12 Taxes, Licenses and Fees
	1 Direct Premiums Written	2 Direct Premiums Earned										
1. Fire												
2.1 Allied lines												
2.2 Multiple peril crop												
2.3 Federal flood												
2.4 Private crop												
2.5 Private flood												
3. Farmowners multiple peril												
4. Homeowners multiple peril												
5.1 Commercial multiple peril (non-liability portion)												
5.2 Commercial multiple peril (liability portion)												
6. Mortgage guaranty												
8. Ocean marine												
9.1 Inland marine												
9.2 Pet insurance plans												
10. Financial guaranty												
11.1 Medical professional liability - occurrence												
11.2 Medical professional liability - claims-made												
12. Earthquake												
13.1 Comprehensive (hospital and medical) ind (b)												
13.2 Comprehensive (hospital and medical) group (b)												
14. Credit A&H (group and Individual)												
15.1 Vision only (b)												
15.2 Dental only (b)												
15.3 Disability income (b)												
15.4 Medicare supplement (b)												
15.5 Medicaid Title XIX (b)												
15.6 Medicare Title XVIII (b)												
15.7 Long-term care (b)												
15.8 Federal employees health benefits plan (b)												
15.9 Other health (b)												
16. Workers' compensation												
17.1 Other liability - occurrence												
17.2 Other liability - claims-Made												
17.3 Excess workers' compensation												
18.1 Products liability - occurrence												
18.2 Products liability - claims-made												
19.1 Private passenger auto no-fault (personal injury protection)												
19.2 Other private passenger auto liability												
19.3 Commercial auto no-fault (personal injury protection)												
19.4 Other commercial auto liability												
21.1 Private passenger auto physical damage												
21.2 Commercial auto physical damage												
22. Aircraft (all perils)												
23. Fidelity												
24. Surety												
26. Burglary and theft												
27. Boiler and machinery												
28. Credit												
29. International												
30. Warranty												
31. Reins nonproportional assumed property	XXX	XXX	XXX	XXX	XXX	XXX	XXX	XXX	XXX	XXX	XXX	XXX
32. Reins nonproportional assumed liability	XXX	XXX	XXX	XXX	XXX	XXX	XXX	XXX	XXX	XXX	XXX	XXX
33. Reins nonproportional assumed financial lines	XXX	XXX	XXX	XXX	XXX	XXX	XXX	XXX	XXX	XXX	XXX	XXX
34. Aggregate write-ins for other lines of business	0	0	0	0	0	0	0	0	0	0	0	0
35. Total (a)	0	0	0	0	0	0	0	0	0	0	0	0
<b>DETAILS OF WRITE-INS</b>												
3401.												
3402.												
3403.												
3498. Summary of remaining write-ins for Line 34 from overflow page	0	0	0	0	0	0	0	0	0	0	0	0
3499. Totals (Lines 3401 through 3403 plus 3498)(Line 34 above)	0	0	0	0	0	0	0	0	0	0	0	0

(a) Finance and service charges not included in Lines 1 to 35 \$

(b) For health business on indicated lines report: Number of persons insured under PPO managed care products and number of persons insured under indemnity only products

19AK



ANNUAL STATEMENT FOR THE YEAR 2025 OF THE TRUSTED RESOURCE UNDERWRITERS EXCHANGE OF OHIO

**EXHIBIT OF PREMIUMS AND LOSSES (Statutory Page 14)**

NAIC Group Code 5107

BUSINESS IN THE STATE OF Arizona

DURING THE YEAR 2025

NAIC Company Code 38652

Line of Business	Gross Premiums, Including Policy and Membership Fees, Less Return Premiums and Premiums on Policies not Taken		3 Dividends Paid or Credited to Policyholders on Direct Business	4 Direct Unearned Premium Reserves	5 Direct Losses Paid (deducting salvage)	6 Direct Losses Incurred	7 Direct Losses Unpaid	8 Direct Defense and Cost Containment Expense Paid	9 Direct Defense and Cost Containment Expense Incurred	10 Direct Defense and Cost Containment Expense Unpaid	11 Commissions and Brokerage Expenses	12 Taxes, Licenses and Fees
	1 Direct Premiums Written	2 Direct Premiums Earned										
1. Fire					4	4		1	1			
2.1 Allied lines												
2.2 Multiple peril crop												
2.3 Federal flood												
2.4 Private crop												
2.5 Private flood												
3. Farmowners multiple peril												
4. Homeowners multiple peril					315	(239)		66	(21)			
5.1 Commercial multiple peril (non-liability portion)												
5.2 Commercial multiple peril (liability portion)												
6. Mortgage guaranty												
8. Ocean marine												
9.1 Inland marine												
9.2 Pet insurance plans												
10. Financial guaranty												
11.1 Medical professional liability - occurrence												
11.2 Medical professional liability - claims-made												
12. Earthquake												
13.1 Comprehensive (hospital and medical) ind (b)												
13.2 Comprehensive (hospital and medical) group (b)												
14. Credit A&H (group and Individual)												
15.1 Vision only (b)												
15.2 Dental only (b)												
15.3 Disability income (b)												
15.4 Medicare supplement (b)												
15.5 Medicaid Title XIX (b)												
15.6 Medicare Title XVIII (b)												
15.7 Long-term care (b)												
15.8 Federal employees health benefits plan (b)												
15.9 Other health (b)												
16. Workers' compensation												
17.1 Other liability - occurrence					251	(74)		64	(18)			
17.2 Other liability - claims-Made												
17.3 Excess workers' compensation												
18.1 Products liability - occurrence												
18.2 Products liability - claims-made												
19.1 Private passenger auto no-fault (personal injury protection)												
19.2 Other private passenger auto liability					16	10		1	0			
19.3 Commercial auto no-fault (personal injury protection)												
19.4 Other commercial auto liability												
21.1 Private passenger auto physical damage												
21.2 Commercial auto physical damage												
22. Aircraft (all perils)												
23. Fidelity												
24. Surety												
26. Burglary and theft												
27. Boiler and machinery												
28. Credit												
29. International												
30. Warranty												
31. Reins nonproportional assumed property	XXX	XXX	XXX	XXX	XXX	XXX	XXX	XXX	XXX	XXX	XXX	XXX
32. Reins nonproportional assumed liability	XXX	XXX	XXX	XXX	XXX	XXX	XXX	XXX	XXX	XXX	XXX	XXX
33. Reins nonproportional assumed financial lines	XXX	XXX	XXX	XXX	XXX	XXX	XXX	XXX	XXX	XXX	XXX	XXX
34. Aggregate write-ins for other lines of business	0	0	0	0	0	0	0	0	0	0	0	0
35. Total (a)	0	0	0	0	587	(298)	0	132	(38)	0	0	0
<b>DETAILS OF WRITE-INS</b>												
3401.												
3402.												
3403.												
3498. Summary of remaining write-ins for Line 34 from overflow page	0	0	0	0	0	0	0	0	0	0	0	0
3499. Totals (Lines 3401 through 3403 plus 3498)(Line 34 above)	0	0	0	0	0	0	0	0	0	0	0	0

(a) Finance and service charges not included in Lines 1 to 35 \$ .....

(b) For health business on indicated lines report: Number of persons insured under PPO managed care products ..... and number of persons insured under indemnity only products .....

19AZ



ANNUAL STATEMENT FOR THE YEAR 2025 OF THE TRUSTED RESOURCE UNDERWRITERS EXCHANGE OF OHIO

**EXHIBIT OF PREMIUMS AND LOSSES (Statutory Page 14)**

NAIC Group Code 5107

BUSINESS IN THE STATE OF Arkansas

DURING THE YEAR 2025

NAIC Company Code 38652

Line of Business	Gross Premiums, Including Policy and Membership Fees, Less Return Premiums and Premiums on Policies not Taken		3 Dividends Paid or Credited to Policyholders on Direct Business	4 Direct Unearned Premium Reserves	5 Direct Losses Paid (deducting salvage)	6 Direct Losses Incurred	7 Direct Losses Unpaid	8 Direct Defense and Cost Containment Expense Paid	9 Direct Defense and Cost Containment Expense Incurred	10 Direct Defense and Cost Containment Expense Unpaid	11 Commissions and Brokerage Expenses	12 Taxes, Licenses and Fees
	1 Direct Premiums Written	2 Direct Premiums Earned										
1. Fire												
2.1 Allied lines					36	6		3	2			
2.2 Multiple peril crop												
2.3 Federal flood												
2.4 Private crop												
2.5 Private flood												
3. Farmowners multiple peril												
4. Homeowners multiple peril					571	(221)		95	(26)			
5.1 Commercial multiple peril (non-liability portion)												
5.2 Commercial multiple peril (liability portion)												
6. Mortgage guaranty												
8. Ocean marine												
9.1 Inland marine												
9.2 Pet insurance plans												
10. Financial guaranty												
11.1 Medical professional liability - occurrence												
11.2 Medical professional liability - claims-made												
12. Earthquake												
13.1 Comprehensive (hospital and medical) ind (b)												
13.2 Comprehensive (hospital and medical) group (b)												
14. Credit A&H (group and Individual)												
15.1 Vision only (b)												
15.2 Dental only (b)												
15.3 Disability income (b)												
15.4 Medicare supplement (b)												
15.5 Medicaid Title XIX (b)												
15.6 Medicare Title XVIII (b)												
15.7 Long-term care (b)												
15.8 Federal employees health benefits plan (b)												
15.9 Other health (b)												
16. Workers' compensation												
17.1 Other liability - occurrence					415	(98)		105	(25)			
17.2 Other liability - claims-Made												
17.3 Excess workers' compensation												
18.1 Products liability - occurrence												
18.2 Products liability - claims-made												
19.1 Private passenger auto no-fault (personal injury protection)												
19.2 Other private passenger auto liability					10	(5)		1	0			
19.3 Commercial auto no-fault (personal injury protection)												
19.4 Other commercial auto liability												
21.1 Private passenger auto physical damage												
21.2 Commercial auto physical damage												
22. Aircraft (all perils)												
23. Fidelity												
24. Surety												
26. Burglary and theft												
27. Boiler and machinery												
28. Credit												
29. International												
30. Warranty												
31. Reins nonproportional assumed property	XXX	XXX	XXX	XXX	XXX	XXX	XXX	XXX	XXX	XXX	XXX	XXX
32. Reins nonproportional assumed liability	XXX	XXX	XXX	XXX	XXX	XXX	XXX	XXX	XXX	XXX	XXX	XXX
33. Reins nonproportional assumed financial lines	XXX	XXX	XXX	XXX	XXX	XXX	XXX	XXX	XXX	XXX	XXX	XXX
34. Aggregate write-ins for other lines of business	0	0	0	0	0	0	0	0	0	0	0	0
35. Total (a)	0	0	0	0	1,032	(318)	0	204	(49)	0	0	0
<b>DETAILS OF WRITE-INS</b>												
3401.												
3402.												
3403.												
3498. Summary of remaining write-ins for Line 34 from overflow page	0	0	0	0	0	0	0	0	0	0	0	0
3499. Totals (Lines 3401 through 3403 plus 3498)(Line 34 above)	0	0	0	0	0	0	0	0	0	0	0	0

(a) Finance and service charges not included in Lines 1 to 35 \$ .....

(b) For health business on indicated lines report: Number of persons insured under PPO managed care products ..... and number of persons insured under indemnity only products .....

19 AR



ANNUAL STATEMENT FOR THE YEAR 2025 OF THE TRUSTED RESOURCE UNDERWRITERS EXCHANGE OF OHIO

**EXHIBIT OF PREMIUMS AND LOSSES (Statutory Page 14)**

NAIC Group Code 5107

BUSINESS IN THE STATE OF Colorado

DURING THE YEAR 2025

NAIC Company Code 38652

Line of Business	Gross Premiums, Including Policy and Membership Fees, Less Return Premiums and Premiums on Policies not Taken		3 Dividends Paid or Credited to Policyholders on Direct Business	4 Direct Unearned Premium Reserves	5 Direct Losses Paid (deducting salvage)	6 Direct Losses Incurred	7 Direct Losses Unpaid	8 Direct Defense and Cost Containment Expense Paid	9 Direct Defense and Cost Containment Expense Incurred	10 Direct Defense and Cost Containment Expense Unpaid	11 Commissions and Brokerage Expenses	12 Taxes, Licenses and Fees
	1 Direct Premiums Written	2 Direct Premiums Earned										
1. Fire					(1,385)	(1,389)		1	0			
2.1 Allied lines												
2.2 Multiple peril crop												
2.3 Federal flood												
2.4 Private crop												
2.5 Private flood												
3. Farmowners multiple peril												
4. Homeowners multiple peril					38,605	27,987		11,959	1,803			
5.1 Commercial multiple peril (non-liability portion)												
5.2 Commercial multiple peril (liability portion)												
6. Mortgage guaranty												
8. Ocean marine												
9.1 Inland marine												
9.2 Pet insurance plans												
10. Financial guaranty												
11.1 Medical professional liability - occurrence												
11.2 Medical professional liability - claims-made												
12. Earthquake												
13.1 Comprehensive (hospital and medical) ind (b)												
13.2 Comprehensive (hospital and medical) group (b)												
14. Credit A&H (group and Individual)												
15.1 Vision only (b)												
15.2 Dental only (b)												
15.3 Disability income (b)												
15.4 Medicare supplement (b)												
15.5 Medicaid Title XIX (b)												
15.6 Medicare Title XVIII (b)												
15.7 Long-term care (b)												
15.8 Federal employees health benefits plan (b)												
15.9 Other health (b)												
16. Workers' compensation												
17.1 Other liability - occurrence					569	(280)		144	(70)			
17.2 Other liability - claims-Made												
17.3 Excess workers' compensation												
18.1 Products liability - occurrence												
18.2 Products liability - claims-made												
19.1 Private passenger auto no-fault (personal injury protection)												
19.2 Other private passenger auto liability												
19.3 Commercial auto no-fault (personal injury protection)												
19.4 Other commercial auto liability												
21.1 Private passenger auto physical damage												
21.2 Commercial auto physical damage												
22. Aircraft (all perils)												
23. Fidelity												
24. Surety												
26. Burglary and theft												
27. Boiler and machinery												
28. Credit												
29. International												
30. Warranty												
31. Reins nonproportional assumed property	XXX	XXX	XXX	XXX	XXX	XXX	XXX	XXX	XXX	XXX	XXX	XXX
32. Reins nonproportional assumed liability	XXX	XXX	XXX	XXX	XXX	XXX	XXX	XXX	XXX	XXX	XXX	XXX
33. Reins nonproportional assumed financial lines	XXX	XXX	XXX	XXX	XXX	XXX	XXX	XXX	XXX	XXX	XXX	XXX
34. Aggregate write-ins for other lines of business	0	0	0	0	0	0	0	0	0	0	0	0
35. Total (a)	0	0	0	0	37,789	26,318	0	12,104	1,733	0	0	0
<b>DETAILS OF WRITE-INS</b>												
3401.												
3402.												
3403.												
3498. Summary of remaining write-ins for Line 34 from overflow page	0	0	0	0	0	0	0	0	0	0	0	0
3499. Totals (Lines 3401 through 3403 plus 3498)(Line 34 above)	0	0	0	0	0	0	0	0	0	0	0	0

(a) Finance and service charges not included in Lines 1 to 35 \$

(b) For health business on indicated lines report: Number of persons insured under PPO managed care products and number of persons insured under indemnity only products

19 CO



ANNUAL STATEMENT FOR THE YEAR 2025 OF THE TRUSTED RESOURCE UNDERWRITERS EXCHANGE OF OHIO

**EXHIBIT OF PREMIUMS AND LOSSES (Statutory Page 14)**

NAIC Group Code 5107

BUSINESS IN THE STATE OF Connecticut

DURING THE YEAR 2025

NAIC Company Code 38652

Line of Business	Gross Premiums, Including Policy and Membership Fees, Less Return Premiums and Premiums on Policies not Taken		3 Dividends Paid or Credited to Policyholders on Direct Business	4 Direct Unearned Premium Reserves	5 Direct Losses Paid (deducting salvage)	6 Direct Losses Incurred	7 Direct Losses Unpaid	8 Direct Defense and Cost Containment Expense Paid	9 Direct Defense and Cost Containment Expense Incurred	10 Direct Defense and Cost Containment Expense Unpaid	11 Commissions and Brokerage Expenses	12 Taxes, Licenses and Fees
	1 Direct Premiums Written	2 Direct Premiums Earned										
1. Fire												
2.1 Allied lines												
2.2 Multiple peril crop												
2.3 Federal flood												
2.4 Private crop												
2.5 Private flood												
3. Farmowners multiple peril												
4. Homeowners multiple peril												
5.1 Commercial multiple peril (non-liability portion)												
5.2 Commercial multiple peril (liability portion)												
6. Mortgage guaranty												
8. Ocean marine												
9.1 Inland marine					(1,900)	(1,900)						
9.2 Pet insurance plans												
10. Financial guaranty												
11.1 Medical professional liability - occurrence												
11.2 Medical professional liability - claims-made												
12. Earthquake												
13.1 Comprehensive (hospital and medical) ind (b)												
13.2 Comprehensive (hospital and medical) group (b)												
14. Credit A&H (group and Individual)												
15.1 Vision only (b)												
15.2 Dental only (b)												
15.3 Disability income (b)												
15.4 Medicare supplement (b)												
15.5 Medicaid Title XIX (b)												
15.6 Medicare Title XVIII (b)												
15.7 Long-term care (b)												
15.8 Federal employees health benefits plan (b)												
15.9 Other health (b)												
16. Workers' compensation												
17.1 Other liability - occurrence												
17.2 Other liability - claims-Made												
17.3 Excess workers' compensation												
18.1 Products liability - occurrence												
18.2 Products liability - claims-made												
19.1 Private passenger auto no-fault (personal injury protection)												
19.2 Other private passenger auto liability					22	12		2		1		
19.3 Commercial auto no-fault (personal injury protection)												
19.4 Other commercial auto liability												
21.1 Private passenger auto physical damage												
21.2 Commercial auto physical damage												
22. Aircraft (all perils)												
23. Fidelity												
24. Surety												
26. Burglary and theft												
27. Boiler and machinery												
28. Credit												
29. International												
30. Warranty												
31. Reins nonproportional assumed property	XXX	XXX	XXX	XXX	XXX	XXX	XXX	XXX	XXX	XXX	XXX	XXX
32. Reins nonproportional assumed liability	XXX	XXX	XXX	XXX	XXX	XXX	XXX	XXX	XXX	XXX	XXX	XXX
33. Reins nonproportional assumed financial lines	XXX	XXX	XXX	XXX	XXX	XXX	XXX	XXX	XXX	XXX	XXX	XXX
34. Aggregate write-ins for other lines of business	0	0	0	0	0	0	0	0	0	0	0	0
35. Total (a)	0	0	0	0	(1,878)	(1,888)	0	2	1	0	0	0
<b>DETAILS OF WRITE-INS</b>												
3401.												
3402.												
3403.												
3498. Summary of remaining write-ins for Line 34 from overflow page	0	0	0	0	0	0	0	0	0	0	0	0
3499. Totals (Lines 3401 through 3403 plus 3498)(Line 34 above)	0	0	0	0	0	0	0	0	0	0	0	0

(a) Finance and service charges not included in Lines 1 to 35 \$ .....

(b) For health business on indicated lines report: Number of persons insured under PPO managed care products ..... and number of persons insured under indemnity only products .....

19 CT



ANNUAL STATEMENT FOR THE YEAR 2025 OF THE TRUSTED RESOURCE UNDERWRITERS EXCHANGE OF OHIO

**EXHIBIT OF PREMIUMS AND LOSSES (Statutory Page 14)**

NAIC Group Code 5107

BUSINESS IN THE STATE OF Delaware

DURING THE YEAR 2025

NAIC Company Code 38652

Line of Business	Gross Premiums, Including Policy and Membership Fees, Less Return Premiums and Premiums on Policies not Taken		3 Dividends Paid or Credited to Policyholders on Direct Business	4 Direct Unearned Premium Reserves	5 Direct Losses Paid (deducting salvage)	6 Direct Losses Incurred	7 Direct Losses Unpaid	8 Direct Defense and Cost Containment Expense Paid	9 Direct Defense and Cost Containment Expense Incurred	10 Direct Defense and Cost Containment Expense Unpaid	11 Commissions and Brokerage Expenses	12 Taxes, Licenses and Fees
	1 Direct Premiums Written	2 Direct Premiums Earned										
1. Fire												
2.1 Allied lines												
2.2 Multiple peril crop												
2.3 Federal flood												
2.4 Private crop												
2.5 Private flood												
3. Farmowners multiple peril												
4. Homeowners multiple peril												
5.1 Commercial multiple peril (non-liability portion)												
5.2 Commercial multiple peril (liability portion)												
6. Mortgage guaranty												
8. Ocean marine												
9.1 Inland marine												
9.2 Pet insurance plans												
10. Financial guaranty												
11.1 Medical professional liability - occurrence												
11.2 Medical professional liability - claims-made												
12. Earthquake												
13.1 Comprehensive (hospital and medical) ind (b)												
13.2 Comprehensive (hospital and medical) group (b)												
14. Credit A&H (group and Individual)												
15.1 Vision only (b)												
15.2 Dental only (b)												
15.3 Disability income (b)												
15.4 Medicare supplement (b)												
15.5 Medicaid Title XIX (b)												
15.6 Medicare Title XVIII (b)												
15.7 Long-term care (b)												
15.8 Federal employees health benefits plan (b)												
15.9 Other health (b)												
16. Workers' compensation												
17.1 Other liability - occurrence												
17.2 Other liability - claims-Made												
17.3 Excess workers' compensation												
18.1 Products liability - occurrence												
18.2 Products liability - claims-made												
19.1 Private passenger auto no-fault (personal injury protection)												
19.2 Other private passenger auto liability						(17)			(1)			
19.3 Commercial auto no-fault (personal injury protection)												
19.4 Other commercial auto liability												
21.1 Private passenger auto physical damage												
21.2 Commercial auto physical damage												
22. Aircraft (all perils)												
23. Fidelity												
24. Surety												
26. Burglary and theft												
27. Boiler and machinery												
28. Credit												
29. International												
30. Warranty												
31. Reins nonproportional assumed property	XXX	XXX	XXX	XXX	XXX	XXX	XXX	XXX	XXX	XXX	XXX	XXX
32. Reins nonproportional assumed liability	XXX	XXX	XXX	XXX	XXX	XXX	XXX	XXX	XXX	XXX	XXX	XXX
33. Reins nonproportional assumed financial lines	XXX	XXX	XXX	XXX	XXX	XXX	XXX	XXX	XXX	XXX	XXX	XXX
34. Aggregate write-ins for other lines of business	0	0	0	0	0	0	0	0	0	0	0	0
35. Total (a)	0	0	0	0	0	(17)	0	0	(1)	0	0	0
<b>DETAILS OF WRITE-INS</b>												
3401.												
3402.												
3403.												
3498. Summary of remaining write-ins for Line 34 from overflow page	0	0	0	0	0	0	0	0	0	0	0	0
3499. Totals (Lines 3401 through 3403 plus 3498)(Line 34 above)	0	0	0	0	0	0	0	0	0	0	0	0

(a) Finance and service charges not included in Lines 1 to 35 \$

(b) For health business on indicated lines report: Number of persons insured under PPO managed care products and number of persons insured under indemnity only products

19 DE



ANNUAL STATEMENT FOR THE YEAR 2025 OF THE TRUSTED RESOURCE UNDERWRITERS EXCHANGE OF OHIO

**EXHIBIT OF PREMIUMS AND LOSSES (Statutory Page 14)**

NAIC Group Code 5107

BUSINESS IN THE STATE OF District of Columbia

DURING THE YEAR 2025

NAIC Company Code 38652

Line of Business	Gross Premiums, Including Policy and Membership Fees, Less Return Premiums and Premiums on Policies not Taken		3 Dividends Paid or Credited to Policyholders on Direct Business	4 Direct Unearned Premium Reserves	5 Direct Losses Paid (deducting salvage)	6 Direct Losses Incurred	7 Direct Losses Unpaid	8 Direct Defense and Cost Containment Expense Paid	9 Direct Defense and Cost Containment Expense Incurred	10 Direct Defense and Cost Containment Expense Unpaid	11 Commissions and Brokerage Expenses	12 Taxes, Licenses and Fees
	1 Direct Premiums Written	2 Direct Premiums Earned										
1. Fire												
2.1 Allied lines												
2.2 Multiple peril crop												
2.3 Federal flood												
2.4 Private crop												
2.5 Private flood												
3. Farmowners multiple peril												
4. Homeowners multiple peril												
5.1 Commercial multiple peril (non-liability portion)												
5.2 Commercial multiple peril (liability portion)												
6. Mortgage guaranty												
8. Ocean marine												
9.1 Inland marine												
9.2 Pet insurance plans												
10. Financial guaranty												
11.1 Medical professional liability - occurrence												
11.2 Medical professional liability - claims-made												
12. Earthquake												
13.1 Comprehensive (hospital and medical) ind (b)												
13.2 Comprehensive (hospital and medical) group (b)												
14. Credit A&H (group and Individual)												
15.1 Vision only (b)												
15.2 Dental only (b)												
15.3 Disability income (b)												
15.4 Medicare supplement (b)												
15.5 Medicaid Title XIX (b)												
15.6 Medicare Title XVIII (b)												
15.7 Long-term care (b)												
15.8 Federal employees health benefits plan (b)												
15.9 Other health (b)												
16. Workers' compensation												
17.1 Other liability - occurrence												
17.2 Other liability - claims-Made												
17.3 Excess workers' compensation												
18.1 Products liability - occurrence												
18.2 Products liability - claims-made												
19.1 Private passenger auto no-fault (personal injury protection)												
19.2 Other private passenger auto liability												
19.3 Commercial auto no-fault (personal injury protection)												
19.4 Other commercial auto liability												
21.1 Private passenger auto physical damage												
21.2 Commercial auto physical damage												
22. Aircraft (all perils)												
23. Fidelity												
24. Surety												
26. Burglary and theft												
27. Boiler and machinery												
28. Credit												
29. International												
30. Warranty												
31. Reins nonproportional assumed property	XXX	XXX	XXX	XXX	XXX	XXX	XXX	XXX	XXX	XXX	XXX	XXX
32. Reins nonproportional assumed liability	XXX	XXX	XXX	XXX	XXX	XXX	XXX	XXX	XXX	XXX	XXX	XXX
33. Reins nonproportional assumed financial lines	XXX	XXX	XXX	XXX	XXX	XXX	XXX	XXX	XXX	XXX	XXX	XXX
34. Aggregate write-ins for other lines of business	0	0	0	0	0	0	0	0	0	0	0	0
35. Total (a)	0	0	0	0	0	0	0	0	0	0	0	0
<b>DETAILS OF WRITE-INS</b>												
3401.												
3402.												
3403.												
3498. Summary of remaining write-ins for Line 34 from overflow page	0	0	0	0	0	0	0	0	0	0	0	0
3499. Totals (Lines 3401 through 3403 plus 3498)(Line 34 above)	0	0	0	0	0	0	0	0	0	0	0	0

(a) Finance and service charges not included in Lines 1 to 35 \$

(b) For health business on indicated lines report: Number of persons insured under PPO managed care products and number of persons insured under indemnity only products

19.DC



ANNUAL STATEMENT FOR THE YEAR 2025 OF THE TRUSTED RESOURCE UNDERWRITERS EXCHANGE OF OHIO

**EXHIBIT OF PREMIUMS AND LOSSES (Statutory Page 14)**

NAIC Group Code 5107

BUSINESS IN THE STATE OF Florida

DURING THE YEAR 2025

NAIC Company Code 38652

Line of Business	Gross Premiums, Including Policy and Membership Fees, Less Return Premiums and Premiums on Policies not Taken		3 Dividends Paid or Credited to Policyholders on Direct Business	4 Direct Unearned Premium Reserves	5 Direct Losses Paid (deducting salvage)	6 Direct Losses Incurred	7 Direct Losses Unpaid	8 Direct Defense and Cost Containment Expense Paid	9 Direct Defense and Cost Containment Expense Incurred	10 Direct Defense and Cost Containment Expense Unpaid	11 Commissions and Brokerage Expenses	12 Taxes, Licenses and Fees
	1 Direct Premiums Written	2 Direct Premiums Earned										
1. Fire												
2.1 Allied lines												
2.2 Multiple peril crop												
2.3 Federal flood												
2.4 Private crop												
2.5 Private flood												
3. Farmowners multiple peril												
4. Homeowners multiple peril												
5.1 Commercial multiple peril (non-liability portion)												
5.2 Commercial multiple peril (liability portion)												
6. Mortgage guaranty												
8. Ocean marine												
9.1 Inland marine												
9.2 Pet insurance plans												
10. Financial guaranty												
11.1 Medical professional liability - occurrence												
11.2 Medical professional liability - claims-made												
12. Earthquake												
13.1 Comprehensive (hospital and medical) ind (b)												
13.2 Comprehensive (hospital and medical) group (b)												
14. Credit A&H (group and Individual)												
15.1 Vision only (b)												
15.2 Dental only (b)												
15.3 Disability income (b)												
15.4 Medicare supplement (b)												
15.5 Medicaid Title XIX (b)												
15.6 Medicare Title XVIII (b)												
15.7 Long-term care (b)												
15.8 Federal employees health benefits plan (b)												
15.9 Other health (b)												
16. Workers' compensation												
17.1 Other liability - occurrence												
17.2 Other liability - claims-Made												
17.3 Excess workers' compensation												
18.1 Products liability - occurrence												
18.2 Products liability - claims-made												
19.1 Private passenger auto no-fault (personal injury protection)												
19.2 Other private passenger auto liability												
19.3 Commercial auto no-fault (personal injury protection)												
19.4 Other commercial auto liability												
21.1 Private passenger auto physical damage												
21.2 Commercial auto physical damage												
22. Aircraft (all perils)												
23. Fidelity												
24. Surety												
26. Burglary and theft												
27. Boiler and machinery												
28. Credit												
29. International												
30. Warranty												
31. Reins nonproportional assumed property	XXX	XXX	XXX	XXX	XXX	XXX	XXX	XXX	XXX	XXX	XXX	XXX
32. Reins nonproportional assumed liability	XXX	XXX	XXX	XXX	XXX	XXX	XXX	XXX	XXX	XXX	XXX	XXX
33. Reins nonproportional assumed financial lines	XXX	XXX	XXX	XXX	XXX	XXX	XXX	XXX	XXX	XXX	XXX	XXX
34. Aggregate write-ins for other lines of business	0	0	0	0	0	0	0	0	0	0	0	0
35. Total (a)	0	0	0	0	0	0	0	0	0	0	0	0
<b>DETAILS OF WRITE-INS</b>												
3401.												
3402.												
3403.												
3498. Summary of remaining write-ins for Line 34 from overflow page	0	0	0	0	0	0	0	0	0	0	0	0
3499. Totals (Lines 3401 through 3403 plus 3498)(Line 34 above)	0	0	0	0	0	0	0	0	0	0	0	0

(a) Finance and service charges not included in Lines 1 to 35 \$

(b) For health business on indicated lines report: Number of persons insured under PPO managed care products and number of persons insured under indemnity only products

19 FL



ANNUAL STATEMENT FOR THE YEAR 2025 OF THE TRUSTED RESOURCE UNDERWRITERS EXCHANGE OF OHIO

**EXHIBIT OF PREMIUMS AND LOSSES (Statutory Page 14)**

NAIC Group Code 5107

BUSINESS IN THE STATE OF Georgia

DURING THE YEAR 2025

NAIC Company Code 38652

Line of Business	Gross Premiums, Including Policy and Membership Fees, Less Return Premiums and Premiums on Policies not Taken		3 Dividends Paid or Credited to Policyholders on Direct Business	4 Direct Unearned Premium Reserves	5 Direct Losses Paid (deducting salvage)	6 Direct Losses Incurred	7 Direct Losses Unpaid	8 Direct Defense and Cost Containment Expense Paid	9 Direct Defense and Cost Containment Expense Incurred	10 Direct Defense and Cost Containment Expense Unpaid	11 Commissions and Brokerage Expenses	12 Taxes, Licenses and Fees
	1 Direct Premiums Written	2 Direct Premiums Earned										
1. Fire					(142)	(1,779)		72	21			
2.1 Allied lines					3,207	2,985		899	889			
2.2 Multiple peril crop												
2.3 Federal flood												
2.4 Private crop												
2.5 Private flood												
3. Farmowners multiple peril												
4. Homeowners multiple peril					104,069	(38,461)		43,519	11,760			
5.1 Commercial multiple peril (non-liability portion)												
5.2 Commercial multiple peril (liability portion)												
6. Mortgage guaranty												
8. Ocean marine												
9.1 Inland marine												
9.2 Pet insurance plans												
10. Financial guaranty												
11.1 Medical professional liability - occurrence												
11.2 Medical professional liability - claims-made												
12. Earthquake												
13.1 Comprehensive (hospital and medical) ind (b)												
13.2 Comprehensive (hospital and medical) group (b)												
14. Credit A&H (group and Individual)												
15.1 Vision only (b)												
15.2 Dental only (b)												
15.3 Disability income (b)												
15.4 Medicare supplement (b)												
15.5 Medicaid Title XIX (b)												
15.6 Medicare Title XVIII (b)												
15.7 Long-term care (b)												
15.8 Federal employees health benefits plan (b)												
15.9 Other health (b)												
16. Workers' compensation												
17.1 Other liability - occurrence					34,451	(3,381)		24,597	750			
17.2 Other liability - claims-Made												
17.3 Excess workers' compensation												
18.1 Products liability - occurrence												
18.2 Products liability - claims-made												
19.1 Private passenger auto no-fault (personal injury protection)												
19.2 Other private passenger auto liability					419	(360)		36	(25)			
19.3 Commercial auto no-fault (personal injury protection)												
19.4 Other commercial auto liability												
21.1 Private passenger auto physical damage												
21.2 Commercial auto physical damage												
22. Aircraft (all perils)												
23. Fidelity												
24. Surety												
26. Burglary and theft												
27. Boiler and machinery												
28. Credit												
29. International												
30. Warranty												
31. Reins nonproportional assumed property	XXX	XXX	XXX	XXX	XXX	XXX	XXX	XXX	XXX	XXX	XXX	XXX
32. Reins nonproportional assumed liability	XXX	XXX	XXX	XXX	XXX	XXX	XXX	XXX	XXX	XXX	XXX	XXX
33. Reins nonproportional assumed financial lines	XXX	XXX	XXX	XXX	XXX	XXX	XXX	XXX	XXX	XXX	XXX	XXX
34. Aggregate write-ins for other lines of business	0	0	0	0	0	0	0	0	0	0	0	0
35. Total (a)	0	0	0	0	142,004	(40,996)	0	69,123	13,395	0	0	0
<b>DETAILS OF WRITE-INS</b>												
3401.												
3402.												
3403.												
3498. Summary of remaining write-ins for Line 34 from overflow page	0	0	0	0	0	0	0	0	0	0	0	0
3499. Totals (Lines 3401 through 3403 plus 3498)(Line 34 above)	0	0	0	0	0	0	0	0	0	0	0	0

(a) Finance and service charges not included in Lines 1 to 35 \$ .....

(b) For health business on indicated lines report: Number of persons insured under PPO managed care products ..... and number of persons insured under indemnity only products .....

19 GA



ANNUAL STATEMENT FOR THE YEAR 2025 OF THE TRUSTED RESOURCE UNDERWRITERS EXCHANGE OF OHIO

**EXHIBIT OF PREMIUMS AND LOSSES (Statutory Page 14)**

NAIC Group Code 5107

BUSINESS IN THE STATE OF Idaho

DURING THE YEAR 2025

NAIC Company Code 38652

Line of Business	Gross Premiums, Including Policy and Membership Fees, Less Return Premiums and Premiums on Policies not Taken		3 Dividends Paid or Credited to Policyholders on Direct Business	4 Direct Unearned Premium Reserves	5 Direct Losses Paid (deducting salvage)	6 Direct Losses Incurred	7 Direct Losses Unpaid	8 Direct Defense and Cost Containment Expense Paid	9 Direct Defense and Cost Containment Expense Incurred	10 Direct Defense and Cost Containment Expense Unpaid	11 Commissions and Brokerage Expenses	12 Taxes, Licenses and Fees
	1 Direct Premiums Written	2 Direct Premiums Earned										
1. Fire												
2.1 Allied lines												
2.2 Multiple peril crop												
2.3 Federal flood												
2.4 Private crop												
2.5 Private flood												
3. Farmowners multiple peril												
4. Homeowners multiple peril												
5.1 Commercial multiple peril (non-liability portion)												
5.2 Commercial multiple peril (liability portion)												
6. Mortgage guaranty												
8. Ocean marine												
9.1 Inland marine												
9.2 Pet insurance plans												
10. Financial guaranty												
11.1 Medical professional liability - occurrence												
11.2 Medical professional liability - claims-made												
12. Earthquake												
13.1 Comprehensive (hospital and medical) ind (b)												
13.2 Comprehensive (hospital and medical) group (b)												
14. Credit A&H (group and Individual)												
15.1 Vision only (b)												
15.2 Dental only (b)												
15.3 Disability income (b)												
15.4 Medicare supplement (b)												
15.5 Medicaid Title XIX (b)												
15.6 Medicare Title XVIII (b)												
15.7 Long-term care (b)												
15.8 Federal employees health benefits plan (b)												
15.9 Other health (b)												
16. Workers' compensation												
17.1 Other liability - occurrence					287	(211)		73	(53)			
17.2 Other liability - claims-Made												
17.3 Excess workers' compensation												
18.1 Products liability - occurrence												
18.2 Products liability - claims-made												
19.1 Private passenger auto no-fault (personal injury protection)												
19.2 Other private passenger auto liability					34	(85)		3	(6)			
19.3 Commercial auto no-fault (personal injury protection)												
19.4 Other commercial auto liability												
21.1 Private passenger auto physical damage						43						
21.2 Commercial auto physical damage												
22. Aircraft (all perils)												
23. Fidelity												
24. Surety												
26. Burglary and theft												
27. Boiler and machinery												
28. Credit												
29. International												
30. Warranty												
31. Reins nonproportional assumed property	XXX	XXX	XXX	XXX	XXX	XXX	XXX	XXX	XXX	XXX	XXX	XXX
32. Reins nonproportional assumed liability	XXX	XXX	XXX	XXX	XXX	XXX	XXX	XXX	XXX	XXX	XXX	XXX
33. Reins nonproportional assumed financial lines	XXX	XXX	XXX	XXX	XXX	XXX	XXX	XXX	XXX	XXX	XXX	XXX
34. Aggregate write-ins for other lines of business	0	0	0	0	0	0	0	0	0	0	0	0
35. Total (a)	0	0	0	0	321	(253)	0	76	(59)	0	0	0
<b>DETAILS OF WRITE-INS</b>												
3401.												
3402.												
3403.												
3498. Summary of remaining write-ins for Line 34 from overflow page	0	0	0	0	0	0	0	0	0	0	0	0
3499. Totals (Lines 3401 through 3403 plus 3498)(Line 34 above)	0	0	0	0	0	0	0	0	0	0	0	0

(a) Finance and service charges not included in Lines 1 to 35 \$

(b) For health business on indicated lines report: Number of persons insured under PPO managed care products and number of persons insured under indemnity only products

19.1D



ANNUAL STATEMENT FOR THE YEAR 2025 OF THE TRUSTED RESOURCE UNDERWRITERS EXCHANGE OF OHIO

**EXHIBIT OF PREMIUMS AND LOSSES (Statutory Page 14)**

NAIC Group Code 5107

BUSINESS IN THE STATE OF Illinois

DURING THE YEAR 2025

NAIC Company Code 38652

Line of Business	Gross Premiums, Including Policy and Membership Fees, Less Return Premiums and Premiums on Policies not Taken		3 Dividends Paid or Credited to Policyholders on Direct Business	4 Direct Unearned Premium Reserves	5 Direct Losses Paid (deducting salvage)	6 Direct Losses Incurred	7 Direct Losses Unpaid	8 Direct Defense and Cost Containment Expense Paid	9 Direct Defense and Cost Containment Expense Incurred	10 Direct Defense and Cost Containment Expense Unpaid	11 Commissions and Brokerage Expenses	12 Taxes, Licenses and Fees
	1 Direct Premiums Written	2 Direct Premiums Earned										
1. Fire						(8)						
2.1 Allied lines												
2.2 Multiple peril crop												
2.3 Federal flood												
2.4 Private crop												
2.5 Private flood												
3. Farmowners multiple peril												
4. Homeowners multiple peril					343	(87)		87	(22)			
5.1 Commercial multiple peril (non-liability portion)												
5.2 Commercial multiple peril (liability portion)												
6. Mortgage guaranty												
8. Ocean marine												
9.1 Inland marine												
9.2 Pet insurance plans												
10. Financial guaranty												
11.1 Medical professional liability - occurrence												
11.2 Medical professional liability - claims-made												
12. Earthquake												
13.1 Comprehensive (hospital and medical) ind (b)												
13.2 Comprehensive (hospital and medical) group (b)												
14. Credit A&H (group and Individual)												
15.1 Vision only (b)												
15.2 Dental only (b)												
15.3 Disability income (b)												
15.4 Medicare supplement (b)												
15.5 Medicaid Title XIX (b)												
15.6 Medicare Title XVIII (b)												
15.7 Long-term care (b)												
15.8 Federal employees health benefits plan (b)												
15.9 Other health (b)												
16. Workers' compensation												
17.1 Other liability - occurrence					584,496	2,172		50,062	(15,338)			
17.2 Other liability - claims-Made												
17.3 Excess workers' compensation												
18.1 Products liability - occurrence												
18.2 Products liability - claims-made												
19.1 Private passenger auto no-fault (personal injury protection)												
19.2 Other private passenger auto liability												
19.3 Commercial auto no-fault (personal injury protection)												
19.4 Other commercial auto liability												
21.1 Private passenger auto physical damage												
21.2 Commercial auto physical damage												
22. Aircraft (all perils)												
23. Fidelity												
24. Surety												
26. Burglary and theft												
27. Boiler and machinery												
28. Credit												
29. International												
30. Warranty												
31. Reins nonproportional assumed property	XXX	XXX	XXX	XXX	XXX	XXX	XXX	XXX	XXX	XXX	XXX	XXX
32. Reins nonproportional assumed liability	XXX	XXX	XXX	XXX	XXX	XXX	XXX	XXX	XXX	XXX	XXX	XXX
33. Reins nonproportional assumed financial lines	XXX	XXX	XXX	XXX	XXX	XXX	XXX	XXX	XXX	XXX	XXX	XXX
34. Aggregate write-ins for other lines of business	0	0	0	0	0	0	0	0	0	0	0	0
35. Total (a)	0	0	0	0	584,839	2,077	0	50,148	(15,361)	0	0	0
<b>DETAILS OF WRITE-INS</b>												
3401.												
3402.												
3403.												
3498. Summary of remaining write-ins for Line 34 from overflow page	0	0	0	0	0	0	0	0	0	0	0	0
3499. Totals (Lines 3401 through 3403 plus 3498)(Line 34 above)	0	0	0	0	0	0	0	0	0	0	0	0

(a) Finance and service charges not included in Lines 1 to 35 \$

(b) For health business on indicated lines report: Number of persons insured under PPO managed care products and number of persons insured under indemnity only products

19.1L



ANNUAL STATEMENT FOR THE YEAR 2025 OF THE TRUSTED RESOURCE UNDERWRITERS EXCHANGE OF OHIO

**EXHIBIT OF PREMIUMS AND LOSSES (Statutory Page 14)**

NAIC Group Code 5107

BUSINESS IN THE STATE OF Indiana

DURING THE YEAR 2025

NAIC Company Code 38652

Line of Business	Gross Premiums, Including Policy and Membership Fees, Less Return Premiums and Premiums on Policies not Taken		3 Dividends Paid or Credited to Policyholders on Direct Business	4 Direct Unearned Premium Reserves	5 Direct Losses Paid (deducting salvage)	6 Direct Losses Incurred	7 Direct Losses Unpaid	8 Direct Defense and Cost Containment Expense Paid	9 Direct Defense and Cost Containment Expense Incurred	10 Direct Defense and Cost Containment Expense Unpaid	11 Commissions and Brokerage Expenses	12 Taxes, Licenses and Fees
	1 Direct Premiums Written	2 Direct Premiums Earned										
1. Fire						(6)			(1)			
2.1 Allied lines												
2.2 Multiple peril crop												
2.3 Federal flood												
2.4 Private crop												
2.5 Private flood												
3. Farmowners multiple peril												
4. Homeowners multiple peril					517	(217)		125	(36)			
5.1 Commercial multiple peril (non-liability portion)												
5.2 Commercial multiple peril (liability portion)												
6. Mortgage guaranty												
8. Ocean marine												
9.1 Inland marine												
9.2 Pet insurance plans												
10. Financial guaranty												
11.1 Medical professional liability - occurrence												
11.2 Medical professional liability - claims-made												
12. Earthquake												
13.1 Comprehensive (hospital and medical) ind (b)												
13.2 Comprehensive (hospital and medical) group (b)												
14. Credit A&H (group and Individual)												
15.1 Vision only (b)												
15.2 Dental only (b)												
15.3 Disability income (b)												
15.4 Medicare supplement (b)												
15.5 Medicaid Title XIX (b)												
15.6 Medicare Title XVIII (b)												
15.7 Long-term care (b)												
15.8 Federal employees health benefits plan (b)												
15.9 Other health (b)												
16. Workers' compensation												
17.1 Other liability - occurrence					1,773	(404)		448	(102)			
17.2 Other liability - claims-Made												
17.3 Excess workers' compensation												
18.1 Products liability - occurrence												
18.2 Products liability - claims-made												
19.1 Private passenger auto no-fault (personal injury protection)												
19.2 Other private passenger auto liability												
19.3 Commercial auto no-fault (personal injury protection)												
19.4 Other commercial auto liability												
21.1 Private passenger auto physical damage												
21.2 Commercial auto physical damage												
22. Aircraft (all perils)												
23. Fidelity												
24. Surety												
26. Burglary and theft												
27. Boiler and machinery												
28. Credit												
29. International												
30. Warranty												
31. Reins nonproportional assumed property	XXX	XXX	XXX	XXX	XXX	XXX	XXX	XXX	XXX	XXX	XXX	XXX
32. Reins nonproportional assumed liability	XXX	XXX	XXX	XXX	XXX	XXX	XXX	XXX	XXX	XXX	XXX	XXX
33. Reins nonproportional assumed financial lines	XXX	XXX	XXX	XXX	XXX	XXX	XXX	XXX	XXX	XXX	XXX	XXX
34. Aggregate write-ins for other lines of business	0	0	0	0	0	0	0	0	0	0	0	0
35. Total (a)	0	0	0	0	2,290	(627)	0	573	(139)	0	0	0
<b>DETAILS OF WRITE-INS</b>												
3401.												
3402.												
3403.												
3498. Summary of remaining write-ins for Line 34 from overflow page	0	0	0	0	0	0	0	0	0	0	0	0
3499. Totals (Lines 3401 through 3403 plus 3498)(Line 34 above)	0	0	0	0	0	0	0	0	0	0	0	0

(a) Finance and service charges not included in Lines 1 to 35 \$

(b) For health business on indicated lines report: Number of persons insured under PPO managed care products and number of persons insured under indemnity only products

19.IN



ANNUAL STATEMENT FOR THE YEAR 2025 OF THE TRUSTED RESOURCE UNDERWRITERS EXCHANGE OF OHIO

**EXHIBIT OF PREMIUMS AND LOSSES (Statutory Page 14)**

NAIC Group Code 5107

BUSINESS IN THE STATE OF Iowa

DURING THE YEAR 2025

NAIC Company Code 38652

Line of Business	Gross Premiums, Including Policy and Membership Fees, Less Return Premiums and Premiums on Policies not Taken		3 Dividends Paid or Credited to Policyholders on Direct Business	4 Direct Unearned Premium Reserves	5 Direct Losses Paid (deducting salvage)	6 Direct Losses Incurred	7 Direct Losses Unpaid	8 Direct Defense and Cost Containment Expense Paid	9 Direct Defense and Cost Containment Expense Incurred	10 Direct Defense and Cost Containment Expense Unpaid	11 Commissions and Brokerage Expenses	12 Taxes, Licenses and Fees
	1 Direct Premiums Written	2 Direct Premiums Earned										
1. Fire												
2.1 Allied lines												
2.2 Multiple peril crop												
2.3 Federal flood												
2.4 Private crop												
2.5 Private flood												
3. Farmowners multiple peril												
4. Homeowners multiple peril					253	(131,189)		12,550	10,574			
5.1 Commercial multiple peril (non-liability portion)												
5.2 Commercial multiple peril (liability portion)												
6. Mortgage guaranty												
8. Ocean marine												
9.1 Inland marine												
9.2 Pet insurance plans												
10. Financial guaranty												
11.1 Medical professional liability - occurrence												
11.2 Medical professional liability - claims-made												
12. Earthquake												
13.1 Comprehensive (hospital and medical) ind (b)												
13.2 Comprehensive (hospital and medical) group (b)												
14. Credit A&H (group and Individual)												
15.1 Vision only (b)												
15.2 Dental only (b)												
15.3 Disability income (b)												
15.4 Medicare supplement (b)												
15.5 Medicaid Title XIX (b)												
15.6 Medicare Title XVIII (b)												
15.7 Long-term care (b)												
15.8 Federal employees health benefits plan (b)												
15.9 Other health (b)												
16. Workers' compensation												
17.1 Other liability - occurrence					650	(174)		164	(44)			
17.2 Other liability - claims-Made												
17.3 Excess workers' compensation												
18.1 Products liability - occurrence												
18.2 Products liability - claims-made												
19.1 Private passenger auto no-fault (personal injury protection)												
19.2 Other private passenger auto liability					14	6		1	0			
19.3 Commercial auto no-fault (personal injury protection)												
19.4 Other commercial auto liability												
21.1 Private passenger auto physical damage												
21.2 Commercial auto physical damage												
22. Aircraft (all perils)												
23. Fidelity												
24. Surety												
26. Burglary and theft												
27. Boiler and machinery												
28. Credit												
29. International												
30. Warranty												
31. Reins nonproportional assumed property	XXX	XXX	XXX	XXX	XXX	XXX	XXX	XXX	XXX	XXX	XXX	XXX
32. Reins nonproportional assumed liability	XXX	XXX	XXX	XXX	XXX	XXX	XXX	XXX	XXX	XXX	XXX	XXX
33. Reins nonproportional assumed financial lines	XXX	XXX	XXX	XXX	XXX	XXX	XXX	XXX	XXX	XXX	XXX	XXX
34. Aggregate write-ins for other lines of business	0	0	0	0	0	0	0	0	0	0	0	0
35. Total (a)	0	0	0	0	917	(131,357)	0	12,716	10,531	0	0	0
<b>DETAILS OF WRITE-INS</b>												
3401.												
3402.												
3403.												
3498. Summary of remaining write-ins for Line 34 from overflow page	0	0	0	0	0	0	0	0	0	0	0	0
3499. Totals (Lines 3401 through 3403 plus 3498)(Line 34 above)	0	0	0	0	0	0	0	0	0	0	0	0

(a) Finance and service charges not included in Lines 1 to 35 \$ .....

(b) For health business on indicated lines report: Number of persons insured under PPO managed care products ..... and number of persons insured under indemnity only products .....

19.1A



ANNUAL STATEMENT FOR THE YEAR 2025 OF THE TRUSTED RESOURCE UNDERWRITERS EXCHANGE OF OHIO

**EXHIBIT OF PREMIUMS AND LOSSES (Statutory Page 14)**

NAIC Group Code 5107

BUSINESS IN THE STATE OF Kansas

DURING THE YEAR 2025

NAIC Company Code 38652

Line of Business	Gross Premiums, Including Policy and Membership Fees, Less Return Premiums and Premiums on Policies not Taken		3 Dividends Paid or Credited to Policyholders on Direct Business	4 Direct Unearned Premium Reserves	5 Direct Losses Paid (deducting salvage)	6 Direct Losses Incurred	7 Direct Losses Unpaid	8 Direct Defense and Cost Containment Expense Paid	9 Direct Defense and Cost Containment Expense Incurred	10 Direct Defense and Cost Containment Expense Unpaid	11 Commissions and Brokerage Expenses	12 Taxes, Licenses and Fees
	1 Direct Premiums Written	2 Direct Premiums Earned										
1. Fire					125	(180)		16	(11)			
2.1 Allied lines					56	(85)		4	(2)			
2.2 Multiple peril crop												
2.3 Federal flood												
2.4 Private crop												
2.5 Private flood												
3. Farmowners multiple peril												
4. Homeowners multiple peril					63,051	(6,903)		8,210	7,072			
5.1 Commercial multiple peril (non-liability portion)												
5.2 Commercial multiple peril (liability portion)												
6. Mortgage guaranty												
8. Ocean marine												
9.1 Inland marine												
9.2 Pet insurance plans												
10. Financial guaranty												
11.1 Medical professional liability - occurrence												
11.2 Medical professional liability - claims-made												
12. Earthquake												
13.1 Comprehensive (hospital and medical) ind (b)												
13.2 Comprehensive (hospital and medical) group (b)												
14. Credit A&H (group and Individual)												
15.1 Vision only (b)												
15.2 Dental only (b)												
15.3 Disability income (b)												
15.4 Medicare supplement (b)												
15.5 Medicaid Title XIX (b)												
15.6 Medicare Title XVIII (b)												
15.7 Long-term care (b)												
15.8 Federal employees health benefits plan (b)												
15.9 Other health (b)												
16. Workers' compensation												
17.1 Other liability - occurrence					4,826	(2,460)		1,219	(622)			
17.2 Other liability - claims-Made												
17.3 Excess workers' compensation												
18.1 Products liability - occurrence												
18.2 Products liability - claims-made												
19.1 Private passenger auto no-fault (personal injury protection)						(6)						
19.2 Other private passenger auto liability						(23)			(2)			
19.3 Commercial auto no-fault (personal injury protection)												
19.4 Other commercial auto liability												
21.1 Private passenger auto physical damage												
21.2 Commercial auto physical damage												
22. Aircraft (all perils)												
23. Fidelity												
24. Surety												
26. Burglary and theft												
27. Boiler and machinery												
28. Credit												
29. International												
30. Warranty												
31. Reins nonproportional assumed property	XXX	XXX	XXX	XXX	XXX	XXX	XXX	XXX	XXX	XXX	XXX	XXX
32. Reins nonproportional assumed liability	XXX	XXX	XXX	XXX	XXX	XXX	XXX	XXX	XXX	XXX	XXX	XXX
33. Reins nonproportional assumed financial lines	XXX	XXX	XXX	XXX	XXX	XXX	XXX	XXX	XXX	XXX	XXX	XXX
34. Aggregate write-ins for other lines of business	0	0	0	0	0	0	0	0	0	0	0	0
35. Total (a)	0	0	0	0	68,058	(9,657)	0	9,450	6,436	0	0	0
<b>DETAILS OF WRITE-INS</b>												
3401.												
3402.												
3403.												
3498. Summary of remaining write-ins for Line 34 from overflow page	0	0	0	0	0	0	0	0	0	0	0	0
3499. Totals (Lines 3401 through 3403 plus 3498)(Line 34 above)	0	0	0	0	0	0	0	0	0	0	0	0

(a) Finance and service charges not included in Lines 1 to 35 \$

(b) For health business on indicated lines report: Number of persons insured under PPO managed care products and number of persons insured under indemnity only products

19 KS



ANNUAL STATEMENT FOR THE YEAR 2025 OF THE TRUSTED RESOURCE UNDERWRITERS EXCHANGE OF OHIO

**EXHIBIT OF PREMIUMS AND LOSSES (Statutory Page 14)**

NAIC Group Code 5107

BUSINESS IN THE STATE OF Kentucky

DURING THE YEAR 2025

NAIC Company Code 38652

Line of Business	Gross Premiums, Including Policy and Membership Fees, Less Return Premiums and Premiums on Policies not Taken		3 Dividends Paid or Credited to Policyholders on Direct Business	4 Direct Unearned Premium Reserves	5 Direct Losses Paid (deducting salvage)	6 Direct Losses Incurred	7 Direct Losses Unpaid	8 Direct Defense and Cost Containment Expense Paid	9 Direct Defense and Cost Containment Expense Incurred	10 Direct Defense and Cost Containment Expense Unpaid	11 Commissions and Brokerage Expenses	12 Taxes, Licenses and Fees
	1 Direct Premiums Written	2 Direct Premiums Earned										
1. Fire						(11)			(1)			
2.1 Allied lines												
2.2 Multiple peril crop												
2.3 Federal flood												
2.4 Private crop												
2.5 Private flood												
3. Farmowners multiple peril												
4. Homeowners multiple peril					4,866	4,633		40	(19)			
5.1 Commercial multiple peril (non-liability portion)												
5.2 Commercial multiple peril (liability portion)												
6. Mortgage guaranty												
8. Ocean marine												
9.1 Inland marine												
9.2 Pet insurance plans												
10. Financial guaranty												
11.1 Medical professional liability - occurrence												
11.2 Medical professional liability - claims-made												
12. Earthquake												
13.1 Comprehensive (hospital and medical) ind (b)												
13.2 Comprehensive (hospital and medical) group (b)												
14. Credit A&H (group and Individual)												
15.1 Vision only (b)												
15.2 Dental only (b)												
15.3 Disability income (b)												
15.4 Medicare supplement (b)												
15.5 Medicaid Title XIX (b)												
15.6 Medicare Title XVIII (b)												
15.7 Long-term care (b)												
15.8 Federal employees health benefits plan (b)												
15.9 Other health (b)												
16. Workers' compensation												
17.1 Other liability - occurrence					1,148	(433)		290	(110)			
17.2 Other liability - claims-Made												
17.3 Excess workers' compensation												
18.1 Products liability - occurrence												
18.2 Products liability - claims-made												
19.1 Private passenger auto no-fault (personal injury protection)					173	(159)		15	(11)			
19.2 Other private passenger auto liability					604	(543)		53	(37)			
19.3 Commercial auto no-fault (personal injury protection)												
19.4 Other commercial auto liability												
21.1 Private passenger auto physical damage												
21.2 Commercial auto physical damage												
22. Aircraft (all perils)												
23. Fidelity												
24. Surety												
26. Burglary and theft												
27. Boiler and machinery												
28. Credit												
29. International												
30. Warranty												
31. Reins nonproportional assumed property	XXX	XXX	XXX	XXX	XXX	XXX	XXX	XXX	XXX	XXX	XXX	XXX
32. Reins nonproportional assumed liability	XXX	XXX	XXX	XXX	XXX	XXX	XXX	XXX	XXX	XXX	XXX	XXX
33. Reins nonproportional assumed financial lines	XXX	XXX	XXX	XXX	XXX	XXX	XXX	XXX	XXX	XXX	XXX	XXX
34. Aggregate write-ins for other lines of business	0	0	0	0	0	0	0	0	0	0	0	0
35. Total (a)	0	0	0	0	6,791	3,487	0	398	(178)	0	0	0
<b>DETAILS OF WRITE-INS</b>												
3401.												
3402.												
3403.												
3498. Summary of remaining write-ins for Line 34 from overflow page	0	0	0	0	0	0	0	0	0	0	0	0
3499. Totals (Lines 3401 through 3403 plus 3498)(Line 34 above)	0	0	0	0	0	0	0	0	0	0	0	0

(a) Finance and service charges not included in Lines 1 to 35 \$ .....

(b) For health business on indicated lines report: Number of persons insured under PPO managed care products ..... and number of persons insured under indemnity only products .....

19 KY



ANNUAL STATEMENT FOR THE YEAR 2025 OF THE TRUSTED RESOURCE UNDERWRITERS EXCHANGE OF OHIO

**EXHIBIT OF PREMIUMS AND LOSSES (Statutory Page 14)**

NAIC Group Code 5107

BUSINESS IN THE STATE OF Louisiana

DURING THE YEAR 2025

NAIC Company Code 38652

Line of Business	Gross Premiums, Including Policy and Membership Fees, Less Return Premiums and Premiums on Policies not Taken		3 Dividends Paid or Credited to Policyholders on Direct Business	4 Direct Unearned Premium Reserves	5 Direct Losses Paid (deducting salvage)	6 Direct Losses Incurred	7 Direct Losses Unpaid	8 Direct Defense and Cost Containment Expense Paid	9 Direct Defense and Cost Containment Expense Incurred	10 Direct Defense and Cost Containment Expense Unpaid	11 Commissions and Brokerage Expenses	12 Taxes, Licenses and Fees
	1 Direct Premiums Written	2 Direct Premiums Earned										
1. Fire	(33)	5,159			985	(2,772)		81	70			
2.1 Allied lines	(23)	3,556			24,091	(9,600)		10,030	4,682			
2.2 Multiple peril crop												
2.3 Federal flood												
2.4 Private crop												
2.5 Private flood												
3. Farmowners multiple peril												
4. Homeowners multiple peril												
5.1 Commercial multiple peril (non-liability portion)												
5.2 Commercial multiple peril (liability portion)												
6. Mortgage guaranty												
8. Ocean marine												
9.1 Inland marine												
9.2 Pet insurance plans												
10. Financial guaranty												
11.1 Medical professional liability - occurrence												
11.2 Medical professional liability - claims-made												
12. Earthquake												
13.1 Comprehensive (hospital and medical) ind (b)												
13.2 Comprehensive (hospital and medical) group (b)												
14. Credit A&H (group and Individual)												
15.1 Vision only (b)												
15.2 Dental only (b)												
15.3 Disability income (b)												
15.4 Medicare supplement (b)												
15.5 Medicaid Title XIX (b)												
15.6 Medicare Title XVIII (b)												
15.7 Long-term care (b)												
15.8 Federal employees health benefits plan (b)												
15.9 Other health (b)												
16. Workers' compensation												
17.1 Other liability - occurrence	(4)	450			4,164	(2,377)		1,125	258			
17.2 Other liability - claims-Made												
17.3 Excess workers' compensation												
18.1 Products liability - occurrence												
18.2 Products liability - claims-made												
19.1 Private passenger auto no-fault (personal injury protection)												
19.2 Other private passenger auto liability												
19.3 Commercial auto no-fault (personal injury protection)												
19.4 Other commercial auto liability												
21.1 Private passenger auto physical damage												
21.2 Commercial auto physical damage												
22. Aircraft (all perils)												
23. Fidelity												
24. Surety												
26. Burglary and theft												
27. Boiler and machinery												
28. Credit												
29. International												
30. Warranty												
31. Reins nonproportional assumed property	XXX	XXX	XXX	XXX	XXX	XXX	XXX	XXX	XXX	XXX	XXX	XXX
32. Reins nonproportional assumed liability	XXX	XXX	XXX	XXX	XXX	XXX	XXX	XXX	XXX	XXX	XXX	XXX
33. Reins nonproportional assumed financial lines	XXX	XXX	XXX	XXX	XXX	XXX	XXX	XXX	XXX	XXX	XXX	XXX
34. Aggregate write-ins for other lines of business	0	0	0	0	0	0	0	0	0	0	0	0
35. Total (a)	(60)	9,165	0	0	29,240	(14,749)	0	11,235	5,009	0	0	0
<b>DETAILS OF WRITE-INS</b>												
3401.												
3402.												
3403.												
3498. Summary of remaining write-ins for Line 34 from overflow page	0	0	0	0	0	0	0	0	0	0	0	0
3499. Totals (Lines 3401 through 3403 plus 3498)(Line 34 above)	0	0	0	0	0	0	0	0	0	0	0	0

(a) Finance and service charges not included in Lines 1 to 35 \$

(b) For health business on indicated lines report: Number of persons insured under PPO managed care products and number of persons insured under indemnity only products

191A



ANNUAL STATEMENT FOR THE YEAR 2025 OF THE TRUSTED RESOURCE UNDERWRITERS EXCHANGE OF  
OHIO

**EXHIBIT OF PREMIUMS AND LOSSES (Statutory Page 14)**

NAIC Group Code 5107

BUSINESS IN THE STATE OF Maine

DURING THE YEAR 2025

NAIC Company Code 38652

Line of Business	Gross Premiums, Including Policy and Membership Fees, Less Return Premiums and Premiums on Policies not Taken		3 Dividends Paid or Credited to Policyholders on Direct Business	4 Direct Unearned Premium Reserves	5 Direct Losses Paid (deducting salvage)	6 Direct Losses Incurred	7 Direct Losses Unpaid	8 Direct Defense and Cost Containment Expense Paid	9 Direct Defense and Cost Containment Expense Incurred	10 Direct Defense and Cost Containment Expense Unpaid	11 Commissions and Brokerage Expenses	12 Taxes, Licenses and Fees
	1 Direct Premiums Written	2 Direct Premiums Earned										
1. Fire												
2.1 Allied lines												
2.2 Multiple peril crop												
2.3 Federal flood												
2.4 Private crop												
2.5 Private flood												
3. Farmowners multiple peril												
4. Homeowners multiple peril												
5.1 Commercial multiple peril (non-liability portion)												
5.2 Commercial multiple peril (liability portion)												
6. Mortgage guaranty												
8. Ocean marine												
9.1 Inland marine												
9.2 Pet insurance plans												
10. Financial guaranty												
11.1 Medical professional liability - occurrence												
11.2 Medical professional liability - claims-made												
12. Earthquake												
13.1 Comprehensive (hospital and medical) ind (b)												
13.2 Comprehensive (hospital and medical) group (b)												
14. Credit A&H (group and Individual)												
15.1 Vision only (b)												
15.2 Dental only (b)												
15.3 Disability income (b)												
15.4 Medicare supplement (b)												
15.5 Medicaid Title XIX (b)												
15.6 Medicare Title XVIII (b)												
15.7 Long-term care (b)												
15.8 Federal employees health benefits plan (b)												
15.9 Other health (b)												
16. Workers' compensation												
17.1 Other liability - occurrence												
17.2 Other liability - claims-Made												
17.3 Excess workers' compensation												
18.1 Products liability - occurrence												
18.2 Products liability - claims-made												
19.1 Private passenger auto no-fault (personal injury protection)												
19.2 Other private passenger auto liability												
19.3 Commercial auto no-fault (personal injury protection)												
19.4 Other commercial auto liability												
21.1 Private passenger auto physical damage												
21.2 Commercial auto physical damage												
22. Aircraft (all perils)												
23. Fidelity												
24. Surety												
26. Burglary and theft												
27. Boiler and machinery												
28. Credit												
29. International												
30. Warranty												
31. Reins nonproportional assumed property	XXX	XXX	XXX	XXX	XXX	XXX	XXX	XXX	XXX	XXX	XXX	XXX
32. Reins nonproportional assumed liability	XXX	XXX	XXX	XXX	XXX	XXX	XXX	XXX	XXX	XXX	XXX	XXX
33. Reins nonproportional assumed financial lines	XXX	XXX	XXX	XXX	XXX	XXX	XXX	XXX	XXX	XXX	XXX	XXX
34. Aggregate write-ins for other lines of business	0	0	0	0	0	0	0	0	0	0	0	0
35. Total (a)	0	0	0	0	0	0	0	0	0	0	0	0
<b>DETAILS OF WRITE-INS</b>												
3401.												
3402.												
3403.												
3498. Summary of remaining write-ins for Line 34 from overflow page	0	0	0	0	0	0	0	0	0	0	0	0
3499. Totals (Lines 3401 through 3403 plus 3498)(Line 34 above)	0	0	0	0	0	0	0	0	0	0	0	0

(a) Finance and service charges not included in Lines 1 to 35 \$

(b) For health business on indicated lines report: Number of persons insured under PPO managed care products and number of persons insured under indemnity only products

19 ME



ANNUAL STATEMENT FOR THE YEAR 2025 OF THE TRUSTED RESOURCE UNDERWRITERS EXCHANGE OF OHIO

**EXHIBIT OF PREMIUMS AND LOSSES (Statutory Page 14)**

NAIC Group Code 5107

BUSINESS IN THE STATE OF Maryland

DURING THE YEAR 2025

NAIC Company Code 38652

Line of Business	Gross Premiums, Including Policy and Membership Fees, Less Return Premiums and Premiums on Policies not Taken		3 Dividends Paid or Credited to Policyholders on Direct Business	4 Direct Unearned Premium Reserves	5 Direct Losses Paid (deducting salvage)	6 Direct Losses Incurred	7 Direct Losses Unpaid	8 Direct Defense and Cost Containment Expense Paid	9 Direct Defense and Cost Containment Expense Incurred	10 Direct Defense and Cost Containment Expense Unpaid	11 Commissions and Brokerage Expenses	12 Taxes, Licenses and Fees
	1 Direct Premiums Written	2 Direct Premiums Earned										
1. Fire												
2.1 Allied lines												
2.2 Multiple peril crop												
2.3 Federal flood												
2.4 Private crop												
2.5 Private flood												
3. Farmowners multiple peril												
4. Homeowners multiple peril												
5.1 Commercial multiple peril (non-liability portion)												
5.2 Commercial multiple peril (liability portion)												
6. Mortgage guaranty												
8. Ocean marine												
9.1 Inland marine												
9.2 Pet insurance plans												
10. Financial guaranty												
11.1 Medical professional liability - occurrence												
11.2 Medical professional liability - claims-made												
12. Earthquake												
13.1 Comprehensive (hospital and medical) ind (b)												
13.2 Comprehensive (hospital and medical) group (b)												
14. Credit A&H (group and Individual)												
15.1 Vision only (b)												
15.2 Dental only (b)												
15.3 Disability income (b)												
15.4 Medicare supplement (b)												
15.5 Medicaid Title XIX (b)												
15.6 Medicare Title XVIII (b)												
15.7 Long-term care (b)												
15.8 Federal employees health benefits plan (b)												
15.9 Other health (b)												
16. Workers' compensation												
17.1 Other liability - occurrence												
17.2 Other liability - claims-Made												
17.3 Excess workers' compensation												
18.1 Products liability - occurrence												
18.2 Products liability - claims-made												
19.1 Private passenger auto no-fault (personal injury protection)												
19.2 Other private passenger auto liability												
19.3 Commercial auto no-fault (personal injury protection)												
19.4 Other commercial auto liability												
21.1 Private passenger auto physical damage												
21.2 Commercial auto physical damage												
22. Aircraft (all perils)												
23. Fidelity												
24. Surety												
26. Burglary and theft												
27. Boiler and machinery												
28. Credit												
29. International												
30. Warranty												
31. Reins nonproportional assumed property	XXX	XXX	XXX	XXX	XXX	XXX	XXX	XXX	XXX	XXX	XXX	XXX
32. Reins nonproportional assumed liability	XXX	XXX	XXX	XXX	XXX	XXX	XXX	XXX	XXX	XXX	XXX	XXX
33. Reins nonproportional assumed financial lines	XXX	XXX	XXX	XXX	XXX	XXX	XXX	XXX	XXX	XXX	XXX	XXX
34. Aggregate write-ins for other lines of business	0	0	0	0	0	0	0	0	0	0	0	0
35. Total (a)	0	0	0	0	0	0	0	0	0	0	0	0
<b>DETAILS OF WRITE-INS</b>												
3401.												
3402.												
3403.												
3498. Summary of remaining write-ins for Line 34 from overflow page	0	0	0	0	0	0	0	0	0	0	0	0
3499. Totals (Lines 3401 through 3403 plus 3498)(Line 34 above)	0	0	0	0	0	0	0	0	0	0	0	0

(a) Finance and service charges not included in Lines 1 to 35 \$

(b) For health business on indicated lines report: Number of persons insured under PPO managed care products and number of persons insured under indemnity only products

19 MD



ANNUAL STATEMENT FOR THE YEAR 2025 OF THE TRUSTED RESOURCE UNDERWRITERS EXCHANGE OF OHIO

**EXHIBIT OF PREMIUMS AND LOSSES (Statutory Page 14)**

NAIC Group Code 5107

BUSINESS IN THE STATE OF Massachusetts

DURING THE YEAR 2025

NAIC Company Code 38652

Line of Business	Gross Premiums, Including Policy and Membership Fees, Less Return Premiums and Premiums on Policies not Taken		3 Dividends Paid or Credited to Policyholders on Direct Business	4 Direct Unearned Premium Reserves	5 Direct Losses Paid (deducting salvage)	6 Direct Losses Incurred	7 Direct Losses Unpaid	8 Direct Defense and Cost Containment Expense Paid	9 Direct Defense and Cost Containment Expense Incurred	10 Direct Defense and Cost Containment Expense Unpaid	11 Commissions and Brokerage Expenses	12 Taxes, Licenses and Fees
	1 Direct Premiums Written	2 Direct Premiums Earned										
1. Fire												
2.1 Allied lines												
2.2 Multiple peril crop												
2.3 Federal flood												
2.4 Private crop												
2.5 Private flood												
3. Farmowners multiple peril												
4. Homeowners multiple peril												
5.1 Commercial multiple peril (non-liability portion)												
5.2 Commercial multiple peril (liability portion)												
6. Mortgage guaranty												
8. Ocean marine												
9.1 Inland marine												
9.2 Pet insurance plans												
10. Financial guaranty												
11.1 Medical professional liability - occurrence												
11.2 Medical professional liability - claims-made												
12. Earthquake												
13.1 Comprehensive (hospital and medical) ind (b)												
13.2 Comprehensive (hospital and medical) group (b)												
14. Credit A&H (group and Individual)												
15.1 Vision only (b)												
15.2 Dental only (b)												
15.3 Disability income (b)												
15.4 Medicare supplement (b)												
15.5 Medicaid Title XIX (b)												
15.6 Medicare Title XVIII (b)												
15.7 Long-term care (b)												
15.8 Federal employees health benefits plan (b)												
15.9 Other health (b)												
16. Workers' compensation												
17.1 Other liability - occurrence												
17.2 Other liability - claims-Made												
17.3 Excess workers' compensation												
18.1 Products liability - occurrence												
18.2 Products liability - claims-made												
19.1 Private passenger auto no-fault (personal injury protection)												
19.2 Other private passenger auto liability												
19.3 Commercial auto no-fault (personal injury protection)												
19.4 Other commercial auto liability												
21.1 Private passenger auto physical damage												
21.2 Commercial auto physical damage												
22. Aircraft (all perils)												
23. Fidelity												
24. Surety												
26. Burglary and theft												
27. Boiler and machinery												
28. Credit												
29. International												
30. Warranty												
31. Reins nonproportional assumed property	XXX	XXX	XXX	XXX	XXX	XXX	XXX	XXX	XXX	XXX	XXX	XXX
32. Reins nonproportional assumed liability	XXX	XXX	XXX	XXX	XXX	XXX	XXX	XXX	XXX	XXX	XXX	XXX
33. Reins nonproportional assumed financial lines	XXX	XXX	XXX	XXX	XXX	XXX	XXX	XXX	XXX	XXX	XXX	XXX
34. Aggregate write-ins for other lines of business	0	0	0	0	0	0	0	0	0	0	0	0
35. Total (a)	0	0	0	0	0	0	0	0	0	0	0	0
<b>DETAILS OF WRITE-INS</b>												
3401.												
3402.												
3403.												
3498. Summary of remaining write-ins for Line 34 from overflow page	0	0	0	0	0	0	0	0	0	0	0	0
3499. Totals (Lines 3401 through 3403 plus 3498)(Line 34 above)	0	0	0	0	0	0	0	0	0	0	0	0

(a) Finance and service charges not included in Lines 1 to 35 \$

(b) For health business on indicated lines report: Number of persons insured under PPO managed care products and number of persons insured under indemnity only products

19 MA



ANNUAL STATEMENT FOR THE YEAR 2025 OF THE TRUSTED RESOURCE UNDERWRITERS EXCHANGE OF OHIO

**EXHIBIT OF PREMIUMS AND LOSSES (Statutory Page 14)**

NAIC Group Code 5107

BUSINESS IN THE STATE OF Michigan

DURING THE YEAR 2025

NAIC Company Code 38652

Line of Business	Gross Premiums, Including Policy and Membership Fees, Less Return Premiums and Premiums on Policies not Taken		3 Dividends Paid or Credited to Policyholders on Direct Business	4 Direct Unearned Premium Reserves	5 Direct Losses Paid (deducting salvage)	6 Direct Losses Incurred	7 Direct Losses Unpaid	8 Direct Defense and Cost Containment Expense Paid	9 Direct Defense and Cost Containment Expense Incurred	10 Direct Defense and Cost Containment Expense Unpaid	11 Commissions and Brokerage Expenses	12 Taxes, Licenses and Fees
	1 Direct Premiums Written	2 Direct Premiums Earned										
1. Fire					30	(110)		5	(6)			
2.1 Allied lines					(85)	(126)		1	(1)			
2.2 Multiple peril crop												
2.3 Federal flood												
2.4 Private crop												
2.5 Private flood												
3. Farmowners multiple peril												
4. Homeowners multiple peril					137	(367)		22	(57)			
5.1 Commercial multiple peril (non-liability portion)												
5.2 Commercial multiple peril (liability portion)												
6. Mortgage guaranty												
8. Ocean marine												
9.1 Inland marine												
9.2 Pet insurance plans												
10. Financial guaranty												
11.1 Medical professional liability - occurrence												
11.2 Medical professional liability - claims-made												
12. Earthquake												
13.1 Comprehensive (hospital and medical) ind (b)												
13.2 Comprehensive (hospital and medical) group (b)												
14. Credit A&H (group and Individual)												
15.1 Vision only (b)												
15.2 Dental only (b)												
15.3 Disability income (b)												
15.4 Medicare supplement (b)												
15.5 Medicaid Title XIX (b)												
15.6 Medicare Title XVIII (b)												
15.7 Long-term care (b)												
15.8 Federal employees health benefits plan (b)												
15.9 Other health (b)												
16. Workers' compensation												
17.1 Other liability - occurrence					7,487	(1,902)		1,892	(480)			
17.2 Other liability - claims-Made												
17.3 Excess workers' compensation												
18.1 Products liability - occurrence												
18.2 Products liability - claims-made												
19.1 Private passenger auto no-fault (personal injury protection)												
19.2 Other private passenger auto liability												
19.3 Commercial auto no-fault (personal injury protection)												
19.4 Other commercial auto liability												
21.1 Private passenger auto physical damage												
21.2 Commercial auto physical damage												
22. Aircraft (all perils)												
23. Fidelity												
24. Surety												
26. Burglary and theft												
27. Boiler and machinery												
28. Credit												
29. International												
30. Warranty												
31. Reins nonproportional assumed property	XXX	XXX	XXX	XXX	XXX	XXX	XXX	XXX	XXX	XXX	XXX	XXX
32. Reins nonproportional assumed liability	XXX	XXX	XXX	XXX	XXX	XXX	XXX	XXX	XXX	XXX	XXX	XXX
33. Reins nonproportional assumed financial lines	XXX	XXX	XXX	XXX	XXX	XXX	XXX	XXX	XXX	XXX	XXX	XXX
34. Aggregate write-ins for other lines of business	0	0	0	0	0	0	0	0	0	0	0	0
35. Total (a)	0	0	0	0	7,568	(2,506)	0	1,919	(545)	0	0	0
<b>DETAILS OF WRITE-INS</b>												
3401.												
3402.												
3403.												
3498. Summary of remaining write-ins for Line 34 from overflow page	0	0	0	0	0	0	0	0	0	0	0	0
3499. Totals (Lines 3401 through 3403 plus 3498)(Line 34 above)	0	0	0	0	0	0	0	0	0	0	0	0

(a) Finance and service charges not included in Lines 1 to 35 \$ .....

(b) For health business on indicated lines report: Number of persons insured under PPO managed care products ..... and number of persons insured under indemnity only products .....

19.MI



ANNUAL STATEMENT FOR THE YEAR 2025 OF THE TRUSTED RESOURCE UNDERWRITERS EXCHANGE OF OHIO

**EXHIBIT OF PREMIUMS AND LOSSES (Statutory Page 14)**

NAIC Group Code 5107

BUSINESS IN THE STATE OF Minnesota

DURING THE YEAR 2025

NAIC Company Code 38652

Line of Business	Gross Premiums, Including Policy and Membership Fees, Less Return Premiums and Premiums on Policies not Taken		3 Dividends Paid or Credited to Policyholders on Direct Business	4 Direct Unearned Premium Reserves	5 Direct Losses Paid (deducting salvage)	6 Direct Losses Incurred	7 Direct Losses Unpaid	8 Direct Defense and Cost Containment Expense Paid	9 Direct Defense and Cost Containment Expense Incurred	10 Direct Defense and Cost Containment Expense Unpaid	11 Commissions and Brokerage Expenses	12 Taxes, Licenses and Fees
	1 Direct Premiums Written	2 Direct Premiums Earned										
1. Fire												
2.1 Allied lines												
2.2 Multiple peril crop												
2.3 Federal flood												
2.4 Private crop												
2.5 Private flood												
3. Farmowners multiple peril												
4. Homeowners multiple peril					213	(132)		54	(24)			
5.1 Commercial multiple peril (non-liability portion)												
5.2 Commercial multiple peril (liability portion)												
6. Mortgage guaranty												
8. Ocean marine												
9.1 Inland marine												
9.2 Pet insurance plans												
10. Financial guaranty												
11.1 Medical professional liability - occurrence												
11.2 Medical professional liability - claims-made												
12. Earthquake												
13.1 Comprehensive (hospital and medical) ind (b)												
13.2 Comprehensive (hospital and medical) group (b)												
14. Credit A&H (group and Individual)												
15.1 Vision only (b)												
15.2 Dental only (b)												
15.3 Disability income (b)												
15.4 Medicare supplement (b)												
15.5 Medicaid Title XIX (b)												
15.6 Medicare Title XVIII (b)												
15.7 Long-term care (b)												
15.8 Federal employees health benefits plan (b)												
15.9 Other health (b)												
16. Workers' compensation												
17.1 Other liability - occurrence					1,113	(224)		281	(57)			
17.2 Other liability - claims-Made												
17.3 Excess workers' compensation												
18.1 Products liability - occurrence												
18.2 Products liability - claims-made												
19.1 Private passenger auto no-fault (personal injury protection)												
19.2 Other private passenger auto liability					61	(13)		5	(1)			
19.3 Commercial auto no-fault (personal injury protection)												
19.4 Other commercial auto liability												
21.1 Private passenger auto physical damage												
21.2 Commercial auto physical damage												
22. Aircraft (all perils)												
23. Fidelity												
24. Surety												
26. Burglary and theft												
27. Boiler and machinery												
28. Credit												
29. International												
30. Warranty												
31. Reins nonproportional assumed property	XXX	XXX	XXX	XXX	XXX	XXX	XXX	XXX	XXX	XXX	XXX	XXX
32. Reins nonproportional assumed liability	XXX	XXX	XXX	XXX	XXX	XXX	XXX	XXX	XXX	XXX	XXX	XXX
33. Reins nonproportional assumed financial lines	XXX	XXX	XXX	XXX	XXX	XXX	XXX	XXX	XXX	XXX	XXX	XXX
34. Aggregate write-ins for other lines of business	0	0	0	0	0	0	0	0	0	0	0	0
35. Total (a)	0	0	0	0	1,386	(370)	0	340	(82)	0	0	0
<b>DETAILS OF WRITE-INS</b>												
3401.												
3402.												
3403.												
3498. Summary of remaining write-ins for Line 34 from overflow page	0	0	0	0	0	0	0	0	0	0	0	0
3499. Totals (Lines 3401 through 3403 plus 3498)(Line 34 above)	0	0	0	0	0	0	0	0	0	0	0	0

(a) Finance and service charges not included in Lines 1 to 35 \$ .....

(b) For health business on indicated lines report: Number of persons insured under PPO managed care products ..... and number of persons insured under indemnity only products .....

19 MN



ANNUAL STATEMENT FOR THE YEAR 2025 OF THE TRUSTED RESOURCE UNDERWRITERS EXCHANGE OF OHIO

**EXHIBIT OF PREMIUMS AND LOSSES (Statutory Page 14)**

NAIC Group Code 5107

BUSINESS IN THE STATE OF Mississippi

DURING THE YEAR 2025

NAIC Company Code 38652

Line of Business	Gross Premiums, Including Policy and Membership Fees, Less Return Premiums and Premiums on Policies not Taken		3 Dividends Paid or Credited to Policyholders on Direct Business	4 Direct Unearned Premium Reserves	5 Direct Losses Paid (deducting salvage)	6 Direct Losses Incurred	7 Direct Losses Unpaid	8 Direct Defense and Cost Containment Expense Paid	9 Direct Defense and Cost Containment Expense Incurred	10 Direct Defense and Cost Containment Expense Unpaid	11 Commissions and Brokerage Expenses	12 Taxes, Licenses and Fees
	1 Direct Premiums Written	2 Direct Premiums Earned										
1. Fire					11	(4)		3		(1)		
2.1 Allied lines					46	7		3		1		
2.2 Multiple peril crop												
2.3 Federal flood												
2.4 Private crop												
2.5 Private flood												
3. Farmowners multiple peril												
4. Homeowners multiple peril					64	(118)		8		(8)		
5.1 Commercial multiple peril (non-liability portion)												
5.2 Commercial multiple peril (liability portion)												
6. Mortgage guaranty												
8. Ocean marine												
9.1 Inland marine												
9.2 Pet insurance plans												
10. Financial guaranty												
11.1 Medical professional liability - occurrence												
11.2 Medical professional liability - claims-made												
12. Earthquake												
13.1 Comprehensive (hospital and medical) ind (b)												
13.2 Comprehensive (hospital and medical) group (b)												
14. Credit A&H (group and Individual)												
15.1 Vision only (b)												
15.2 Dental only (b)												
15.3 Disability income (b)												
15.4 Medicare supplement (b)												
15.5 Medicaid Title XIX (b)												
15.6 Medicare Title XVIII (b)												
15.7 Long-term care (b)												
15.8 Federal employees health benefits plan (b)												
15.9 Other health (b)												
16. Workers' compensation												
17.1 Other liability - occurrence					294	(86)		74		(22)		
17.2 Other liability - claims-Made												
17.3 Excess workers' compensation												
18.1 Products liability - occurrence												
18.2 Products liability - claims-made												
19.1 Private passenger auto no-fault (personal injury protection)												
19.2 Other private passenger auto liability												
19.3 Commercial auto no-fault (personal injury protection)												
19.4 Other commercial auto liability												
21.1 Private passenger auto physical damage												
21.2 Commercial auto physical damage												
22. Aircraft (all perils)												
23. Fidelity												
24. Surety												
26. Burglary and theft												
27. Boiler and machinery												
28. Credit												
29. International												
30. Warranty												
31. Reins nonproportional assumed property	XXX	XXX	XXX	XXX	XXX	XXX	XXX	XXX	XXX	XXX	XXX	XXX
32. Reins nonproportional assumed liability	XXX	XXX	XXX	XXX	XXX	XXX	XXX	XXX	XXX	XXX	XXX	XXX
33. Reins nonproportional assumed financial lines	XXX	XXX	XXX	XXX	XXX	XXX	XXX	XXX	XXX	XXX	XXX	XXX
34. Aggregate write-ins for other lines of business	0	0	0	0	0	0	0	0	0	0	0	0
35. Total (a)	0	0	0	0	415	(201)	0	88	(30)	0	0	0
<b>DETAILS OF WRITE-INS</b>												
3401.												
3402.												
3403.												
3498. Summary of remaining write-ins for Line 34 from overflow page	0	0	0	0	0	0	0	0	0	0	0	0
3499. Totals (Lines 3401 through 3403 plus 3498)(Line 34 above)	0	0	0	0	0	0	0	0	0	0	0	0

(a) Finance and service charges not included in Lines 1 to 35 \$

(b) For health business on indicated lines report: Number of persons insured under PPO managed care products and number of persons insured under indemnity only products

19 MS



ANNUAL STATEMENT FOR THE YEAR 2025 OF THE TRUSTED RESOURCE UNDERWRITERS EXCHANGE OF OHIO

**EXHIBIT OF PREMIUMS AND LOSSES (Statutory Page 14)**

NAIC Group Code 5107

BUSINESS IN THE STATE OF Missouri

DURING THE YEAR 2025

NAIC Company Code 38652

Line of Business	Gross Premiums, Including Policy and Membership Fees, Less Return Premiums and Premiums on Policies not Taken		3 Dividends Paid or Credited to Policyholders on Direct Business	4 Direct Unearned Premium Reserves	5 Direct Losses Paid (deducting salvage)	6 Direct Losses Incurred	7 Direct Losses Unpaid	8 Direct Defense and Cost Containment Expense Paid	9 Direct Defense and Cost Containment Expense Incurred	10 Direct Defense and Cost Containment Expense Unpaid	11 Commissions and Brokerage Expenses	12 Taxes, Licenses and Fees
	1 Direct Premiums Written	2 Direct Premiums Earned										
1. Fire												
2.1 Allied lines												
2.2 Multiple peril crop												
2.3 Federal flood												
2.4 Private crop												
2.5 Private flood												
3. Farmowners multiple peril												
4. Homeowners multiple peril					318	(113)		827	724			
5.1 Commercial multiple peril (non-liability portion)												
5.2 Commercial multiple peril (liability portion)												
6. Mortgage guaranty												
8. Ocean marine												
9.1 Inland marine												
9.2 Pet insurance plans												
10. Financial guaranty												
11.1 Medical professional liability - occurrence												
11.2 Medical professional liability - claims-made												
12. Earthquake												
13.1 Comprehensive (hospital and medical) ind (b)												
13.2 Comprehensive (hospital and medical) group (b)												
14. Credit A&H (group and Individual)												
15.1 Vision only (b)												
15.2 Dental only (b)												
15.3 Disability income (b)												
15.4 Medicare supplement (b)												
15.5 Medicaid Title XIX (b)												
15.6 Medicare Title XVIII (b)												
15.7 Long-term care (b)												
15.8 Federal employees health benefits plan (b)												
15.9 Other health (b)												
16. Workers' compensation												
17.1 Other liability - occurrence					101,543	(137)		15,482	(7,189)			
17.2 Other liability - claims-Made												
17.3 Excess workers' compensation												
18.1 Products liability - occurrence												
18.2 Products liability - claims-made												
19.1 Private passenger auto no-fault (personal injury protection)												
19.2 Other private passenger auto liability												
19.3 Commercial auto no-fault (personal injury protection)												
19.4 Other commercial auto liability												
21.1 Private passenger auto physical damage												
21.2 Commercial auto physical damage												
22. Aircraft (all perils)												
23. Fidelity												
24. Surety												
26. Burglary and theft												
27. Boiler and machinery												
28. Credit												
29. International												
30. Warranty												
31. Reins nonproportional assumed property	XXX	XXX	XXX	XXX	XXX	XXX	XXX	XXX	XXX	XXX	XXX	XXX
32. Reins nonproportional assumed liability	XXX	XXX	XXX	XXX	XXX	XXX	XXX	XXX	XXX	XXX	XXX	XXX
33. Reins nonproportional assumed financial lines	XXX	XXX	XXX	XXX	XXX	XXX	XXX	XXX	XXX	XXX	XXX	XXX
34. Aggregate write-ins for other lines of business	0	0	0	0	0	0	0	0	0	0	0	0
35. Total (a)	0	0	0	0	101,861	(250)	0	16,309	(6,465)	0	0	0
<b>DETAILS OF WRITE-INS</b>												
3401.												
3402.												
3403.												
3498. Summary of remaining write-ins for Line 34 from overflow page	0	0	0	0	0	0	0	0	0	0	0	0
3499. Totals (Lines 3401 through 3403 plus 3498)(Line 34 above)	0	0	0	0	0	0	0	0	0	0	0	0

(a) Finance and service charges not included in Lines 1 to 35 \$ .....

(b) For health business on indicated lines report: Number of persons insured under PPO managed care products ..... and number of persons insured under indemnity only products .....

19 MO



ANNUAL STATEMENT FOR THE YEAR 2025 OF THE TRUSTED RESOURCE UNDERWRITERS EXCHANGE OF OHIO

**EXHIBIT OF PREMIUMS AND LOSSES (Statutory Page 14)**

NAIC Group Code 5107

BUSINESS IN THE STATE OF Montana

DURING THE YEAR 2025

NAIC Company Code 38652

Line of Business	Gross Premiums, Including Policy and Membership Fees, Less Return Premiums and Premiums on Policies not Taken		3 Dividends Paid or Credited to Policyholders on Direct Business	4 Direct Unearned Premium Reserves	5 Direct Losses Paid (deducting salvage)	6 Direct Losses Incurred	7 Direct Losses Unpaid	8 Direct Defense and Cost Containment Expense Paid	9 Direct Defense and Cost Containment Expense Incurred	10 Direct Defense and Cost Containment Expense Unpaid	11 Commissions and Brokerage Expenses	12 Taxes, Licenses and Fees
	1 Direct Premiums Written	2 Direct Premiums Earned										
1. Fire												
2.1 Allied lines					0	0						
2.2 Multiple peril crop												
2.3 Federal flood												
2.4 Private crop												
2.5 Private flood												
3. Farmowners multiple peril												
4. Homeowners multiple peril					211	(56)		53	(14)			
5.1 Commercial multiple peril (non-liability portion)												
5.2 Commercial multiple peril (liability portion)												
6. Mortgage guaranty												
8. Ocean marine												
9.1 Inland marine												
9.2 Pet insurance plans												
10. Financial guaranty												
11.1 Medical professional liability - occurrence												
11.2 Medical professional liability - claims-made												
12. Earthquake												
13.1 Comprehensive (hospital and medical) ind (b)												
13.2 Comprehensive (hospital and medical) group (b)												
14. Credit A&H (group and Individual)												
15.1 Vision only (b)												
15.2 Dental only (b)												
15.3 Disability income (b)												
15.4 Medicare supplement (b)												
15.5 Medicaid Title XIX (b)												
15.6 Medicare Title XVIII (b)												
15.7 Long-term care (b)												
15.8 Federal employees health benefits plan (b)												
15.9 Other health (b)												
16. Workers' compensation												
17.1 Other liability - occurrence					279	(76)		70	(20)			
17.2 Other liability - claims-Made												
17.3 Excess workers' compensation												
18.1 Products liability - occurrence												
18.2 Products liability - claims-made												
19.1 Private passenger auto no-fault (personal injury protection)												
19.2 Other private passenger auto liability												
19.3 Commercial auto no-fault (personal injury protection)												
19.4 Other commercial auto liability												
21.1 Private passenger auto physical damage												
21.2 Commercial auto physical damage												
22. Aircraft (all perils)												
23. Fidelity												
24. Surety												
26. Burglary and theft												
27. Boiler and machinery												
28. Credit												
29. International												
30. Warranty												
31. Reins nonproportional assumed property	XXX	XXX	XXX	XXX	XXX	XXX	XXX	XXX	XXX	XXX	XXX	XXX
32. Reins nonproportional assumed liability	XXX	XXX	XXX	XXX	XXX	XXX	XXX	XXX	XXX	XXX	XXX	XXX
33. Reins nonproportional assumed financial lines	XXX	XXX	XXX	XXX	XXX	XXX	XXX	XXX	XXX	XXX	XXX	XXX
34. Aggregate write-ins for other lines of business	0	0	0	0	0	0	0	0	0	0	0	0
35. Total (a)	0	0	0	0	490	(131)	0	124	(33)	0	0	0
<b>DETAILS OF WRITE-INS</b>												
3401.												
3402.												
3403.												
3498. Summary of remaining write-ins for Line 34 from overflow page	0	0	0	0	0	0	0	0	0	0	0	0
3499. Totals (Lines 3401 through 3403 plus 3498)(Line 34 above)	0	0	0	0	0	0	0	0	0	0	0	0

(a) Finance and service charges not included in Lines 1 to 35 \$

(b) For health business on indicated lines report: Number of persons insured under PPO managed care products and number of persons insured under indemnity only products

19 MT



ANNUAL STATEMENT FOR THE YEAR 2025 OF THE TRUSTED RESOURCE UNDERWRITERS EXCHANGE OF OHIO

**EXHIBIT OF PREMIUMS AND LOSSES (Statutory Page 14)**

NAIC Group Code 5107

BUSINESS IN THE STATE OF Nebraska

DURING THE YEAR 2025

NAIC Company Code 38652

Line of Business	Gross Premiums, Including Policy and Membership Fees, Less Return Premiums and Premiums on Policies not Taken		3 Dividends Paid or Credited to Policyholders on Direct Business	4 Direct Unearned Premium Reserves	5 Direct Losses Paid (deducting salvage)	6 Direct Losses Incurred	7 Direct Losses Unpaid	8 Direct Defense and Cost Containment Expense Paid	9 Direct Defense and Cost Containment Expense Incurred	10 Direct Defense and Cost Containment Expense Unpaid	11 Commissions and Brokerage Expenses	12 Taxes, Licenses and Fees
	1 Direct Premiums Written	2 Direct Premiums Earned										
1. Fire												
2.1 Allied lines												
2.2 Multiple peril crop												
2.3 Federal flood												
2.4 Private crop												
2.5 Private flood												
3. Farmowners multiple peril												
4. Homeowners multiple peril												
5.1 Commercial multiple peril (non-liability portion)												
5.2 Commercial multiple peril (liability portion)												
6. Mortgage guaranty												
8. Ocean marine												
9.1 Inland marine												
9.2 Pet insurance plans												
10. Financial guaranty												
11.1 Medical professional liability - occurrence												
11.2 Medical professional liability - claims-made												
12. Earthquake												
13.1 Comprehensive (hospital and medical) ind (b)												
13.2 Comprehensive (hospital and medical) group (b)												
14. Credit A&H (group and Individual)												
15.1 Vision only (b)												
15.2 Dental only (b)												
15.3 Disability income (b)												
15.4 Medicare supplement (b)												
15.5 Medicaid Title XIX (b)												
15.6 Medicare Title XVIII (b)												
15.7 Long-term care (b)												
15.8 Federal employees health benefits plan (b)												
15.9 Other health (b)												
16. Workers' compensation												
17.1 Other liability - occurrence												
17.2 Other liability - claims-Made												
17.3 Excess workers' compensation												
18.1 Products liability - occurrence												
18.2 Products liability - claims-made												
19.1 Private passenger auto no-fault (personal injury protection)												
19.2 Other private passenger auto liability					12	(15)		1	(1)			
19.3 Commercial auto no-fault (personal injury protection)												
19.4 Other commercial auto liability												
21.1 Private passenger auto physical damage												
21.2 Commercial auto physical damage												
22. Aircraft (all perils)												
23. Fidelity												
24. Surety												
26. Burglary and theft												
27. Boiler and machinery												
28. Credit												
29. International												
30. Warranty												
31. Reins nonproportional assumed property	XXX	XXX	XXX	XXX	XXX	XXX	XXX	XXX	XXX	XXX	XXX	XXX
32. Reins nonproportional assumed liability	XXX	XXX	XXX	XXX	XXX	XXX	XXX	XXX	XXX	XXX	XXX	XXX
33. Reins nonproportional assumed financial lines	XXX	XXX	XXX	XXX	XXX	XXX	XXX	XXX	XXX	XXX	XXX	XXX
34. Aggregate write-ins for other lines of business	0	0	0	0	0	0	0	0	0	0	0	0
35. Total (a)	0	0	0	0	12	(15)	0	1	(1)	0	0	0
<b>DETAILS OF WRITE-INS</b>												
3401.												
3402.												
3403.												
3498. Summary of remaining write-ins for Line 34 from overflow page	0	0	0	0	0	0	0	0	0	0	0	0
3499. Totals (Lines 3401 through 3403 plus 3498)(Line 34 above)	0	0	0	0	0	0	0	0	0	0	0	0

(a) Finance and service charges not included in Lines 1 to 35 \$ .....

(b) For health business on indicated lines report: Number of persons insured under PPO managed care products ..... and number of persons insured under indemnity only products .....

19. NIE



ANNUAL STATEMENT FOR THE YEAR 2025 OF THE TRUSTED RESOURCE UNDERWRITERS EXCHANGE OF OHIO

**EXHIBIT OF PREMIUMS AND LOSSES (Statutory Page 14)**

NAIC Group Code 5107

BUSINESS IN THE STATE OF Nevada

DURING THE YEAR 2025

NAIC Company Code 38652

Line of Business	Gross Premiums, Including Policy and Membership Fees, Less Return Premiums and Premiums on Policies not Taken		3 Dividends Paid or Credited to Policyholders on Direct Business	4 Direct Unearned Premium Reserves	5 Direct Losses Paid (deducting salvage)	6 Direct Losses Incurred	7 Direct Losses Unpaid	8 Direct Defense and Cost Containment Expense Paid	9 Direct Defense and Cost Containment Expense Incurred	10 Direct Defense and Cost Containment Expense Unpaid	11 Commissions and Brokerage Expenses	12 Taxes, Licenses and Fees
	1 Direct Premiums Written	2 Direct Premiums Earned										
1. Fire												
2.1 Allied lines												
2.2 Multiple peril crop												
2.3 Federal flood												
2.4 Private crop												
2.5 Private flood												
3. Farmowners multiple peril												
4. Homeowners multiple peril					40	(31)		10	(8)			
5.1 Commercial multiple peril (non-liability portion)												
5.2 Commercial multiple peril (liability portion)												
6. Mortgage guaranty												
8. Ocean marine												
9.1 Inland marine												
9.2 Pet insurance plans												
10. Financial guaranty												
11.1 Medical professional liability - occurrence												
11.2 Medical professional liability - claims-made												
12. Earthquake												
13.1 Comprehensive (hospital and medical) ind (b)												
13.2 Comprehensive (hospital and medical) group (b)												
14. Credit A&H (group and Individual)												
15.1 Vision only (b)												
15.2 Dental only (b)												
15.3 Disability income (b)												
15.4 Medicare supplement (b)												
15.5 Medicaid Title XIX (b)												
15.6 Medicare Title XVIII (b)												
15.7 Long-term care (b)												
15.8 Federal employees health benefits plan (b)												
15.9 Other health (b)												
16. Workers' compensation												
17.1 Other liability - occurrence					114	(73)		29	(18)			
17.2 Other liability - claims-Made												
17.3 Excess workers' compensation												
18.1 Products liability - occurrence												
18.2 Products liability - claims-made												
19.1 Private passenger auto no-fault (personal injury protection)												
19.2 Other private passenger auto liability												
19.3 Commercial auto no-fault (personal injury protection)												
19.4 Other commercial auto liability												
21.1 Private passenger auto physical damage												
21.2 Commercial auto physical damage												
22. Aircraft (all perils)												
23. Fidelity												
24. Surety												
26. Burglary and theft												
27. Boiler and machinery												
28. Credit												
29. International												
30. Warranty												
31. Reins nonproportional assumed property	XXX	XXX	XXX	XXX	XXX	XXX	XXX	XXX	XXX	XXX	XXX	XXX
32. Reins nonproportional assumed liability	XXX	XXX	XXX	XXX	XXX	XXX	XXX	XXX	XXX	XXX	XXX	XXX
33. Reins nonproportional assumed financial lines	XXX	XXX	XXX	XXX	XXX	XXX	XXX	XXX	XXX	XXX	XXX	XXX
34. Aggregate write-ins for other lines of business	0	0	0	0	0	0	0	0	0	0	0	0
35. Total (a)	0	0	0	0	154	(104)	0	39	(26)	0	0	0
<b>DETAILS OF WRITE-INS</b>												
3401.												
3402.												
3403.												
3498. Summary of remaining write-ins for Line 34 from overflow page	0	0	0	0	0	0	0	0	0	0	0	0
3499. Totals (Lines 3401 through 3403 plus 3498)(Line 34 above)	0	0	0	0	0	0	0	0	0	0	0	0

(a) Finance and service charges not included in Lines 1 to 35 \$ .....

(b) For health business on indicated lines report: Number of persons insured under PPO managed care products ..... and number of persons insured under indemnity only products .....

19 NV



ANNUAL STATEMENT FOR THE YEAR 2025 OF THE TRUSTED RESOURCE UNDERWRITERS EXCHANGE OF OHIO

**EXHIBIT OF PREMIUMS AND LOSSES (Statutory Page 14)**

NAIC Group Code 5107

BUSINESS IN THE STATE OF New Hampshire

DURING THE YEAR 2025

NAIC Company Code 38652

Line of Business	Gross Premiums, Including Policy and Membership Fees, Less Return Premiums and Premiums on Policies not Taken		3 Dividends Paid or Credited to Policyholders on Direct Business	4 Direct Unearned Premium Reserves	5 Direct Losses Paid (deducting salvage)	6 Direct Losses Incurred	7 Direct Losses Unpaid	8 Direct Defense and Cost Containment Expense Paid	9 Direct Defense and Cost Containment Expense Incurred	10 Direct Defense and Cost Containment Expense Unpaid	11 Commissions and Brokerage Expenses	12 Taxes, Licenses and Fees
	1 Direct Premiums Written	2 Direct Premiums Earned										
1. Fire												
2.1 Allied lines												
2.2 Multiple peril crop												
2.3 Federal flood												
2.4 Private crop												
2.5 Private flood												
3. Farmowners multiple peril												
4. Homeowners multiple peril												
5.1 Commercial multiple peril (non-liability portion)												
5.2 Commercial multiple peril (liability portion)												
6. Mortgage guaranty												
8. Ocean marine												
9.1 Inland marine												
9.2 Pet insurance plans												
10. Financial guaranty												
11.1 Medical professional liability - occurrence												
11.2 Medical professional liability - claims-made												
12. Earthquake												
13.1 Comprehensive (hospital and medical) ind (b)												
13.2 Comprehensive (hospital and medical) group (b)												
14. Credit A&H (group and Individual)												
15.1 Vision only (b)												
15.2 Dental only (b)												
15.3 Disability income (b)												
15.4 Medicare supplement (b)												
15.5 Medicaid Title XIX (b)												
15.6 Medicare Title XVIII (b)												
15.7 Long-term care (b)												
15.8 Federal employees health benefits plan (b)												
15.9 Other health (b)												
16. Workers' compensation												
17.1 Other liability - occurrence												
17.2 Other liability - claims-Made												
17.3 Excess workers' compensation												
18.1 Products liability - occurrence												
18.2 Products liability - claims-made												
19.1 Private passenger auto no-fault (personal injury protection)												
19.2 Other private passenger auto liability												
19.3 Commercial auto no-fault (personal injury protection)												
19.4 Other commercial auto liability												
21.1 Private passenger auto physical damage												
21.2 Commercial auto physical damage												
22. Aircraft (all perils)												
23. Fidelity												
24. Surety												
26. Burglary and theft												
27. Boiler and machinery												
28. Credit												
29. International												
30. Warranty												
31. Reins nonproportional assumed property	XXX	XXX	XXX	XXX	XXX	XXX	XXX	XXX	XXX	XXX	XXX	XXX
32. Reins nonproportional assumed liability	XXX	XXX	XXX	XXX	XXX	XXX	XXX	XXX	XXX	XXX	XXX	XXX
33. Reins nonproportional assumed financial lines	XXX	XXX	XXX	XXX	XXX	XXX	XXX	XXX	XXX	XXX	XXX	XXX
34. Aggregate write-ins for other lines of business	0	0	0	0	0	0	0	0	0	0	0	0
35. Total (a)	0	0	0	0	0	0	0	0	0	0	0	0
<b>DETAILS OF WRITE-INS</b>												
3401.												
3402.												
3403.												
3498. Summary of remaining write-ins for Line 34 from overflow page	0	0	0	0	0	0	0	0	0	0	0	0
3499. Totals (Lines 3401 through 3403 plus 3498)(Line 34 above)	0	0	0	0	0	0	0	0	0	0	0	0

(a) Finance and service charges not included in Lines 1 to 35 \$

(b) For health business on indicated lines report: Number of persons insured under PPO managed care products and number of persons insured under indemnity only products

19 NH



ANNUAL STATEMENT FOR THE YEAR 2025 OF THE TRUSTED RESOURCE UNDERWRITERS EXCHANGE OF OHIO

**EXHIBIT OF PREMIUMS AND LOSSES (Statutory Page 14)**

NAIC Group Code 5107

BUSINESS IN THE STATE OF New Jersey

DURING THE YEAR 2025

NAIC Company Code 38652

Line of Business	Gross Premiums, Including Policy and Membership Fees, Less Return Premiums and Premiums on Policies not Taken		3 Dividends Paid or Credited to Policyholders on Direct Business	4 Direct Unearned Premium Reserves	5 Direct Losses Paid (deducting salvage)	6 Direct Losses Incurred	7 Direct Losses Unpaid	8 Direct Defense and Cost Containment Expense Paid	9 Direct Defense and Cost Containment Expense Incurred	10 Direct Defense and Cost Containment Expense Unpaid	11 Commissions and Brokerage Expenses	12 Taxes, Licenses and Fees
	1 Direct Premiums Written	2 Direct Premiums Earned										
1. Fire												
2.1 Allied lines												
2.2 Multiple peril crop												
2.3 Federal flood												
2.4 Private crop												
2.5 Private flood												
3. Farmowners multiple peril												
4. Homeowners multiple peril												
5.1 Commercial multiple peril (non-liability portion)												
5.2 Commercial multiple peril (liability portion)												
6. Mortgage guaranty												
8. Ocean marine												
9.1 Inland marine												
9.2 Pet insurance plans												
10. Financial guaranty												
11.1 Medical professional liability - occurrence												
11.2 Medical professional liability - claims-made												
12. Earthquake												
13.1 Comprehensive (hospital and medical) ind (b)												
13.2 Comprehensive (hospital and medical) group (b)												
14. Credit A&H (group and Individual)												
15.1 Vision only (b)												
15.2 Dental only (b)												
15.3 Disability income (b)												
15.4 Medicare supplement (b)												
15.5 Medicaid Title XIX (b)												
15.6 Medicare Title XVIII (b)												
15.7 Long-term care (b)												
15.8 Federal employees health benefits plan (b)												
15.9 Other health (b)												
16. Workers' compensation												
17.1 Other liability - occurrence												
17.2 Other liability - claims-Made												
17.3 Excess workers' compensation												
18.1 Products liability - occurrence												
18.2 Products liability - claims-made												
19.1 Private passenger auto no-fault (personal injury protection)												
19.2 Other private passenger auto liability												
19.3 Commercial auto no-fault (personal injury protection)												
19.4 Other commercial auto liability												
21.1 Private passenger auto physical damage												
21.2 Commercial auto physical damage												
22. Aircraft (all perils)												
23. Fidelity												
24. Surety												
26. Burglary and theft												
27. Boiler and machinery												
28. Credit												
29. International												
30. Warranty												
31. Reins nonproportional assumed property	XXX	XXX	XXX	XXX	XXX	XXX	XXX	XXX	XXX	XXX	XXX	XXX
32. Reins nonproportional assumed liability	XXX	XXX	XXX	XXX	XXX	XXX	XXX	XXX	XXX	XXX	XXX	XXX
33. Reins nonproportional assumed financial lines	XXX	XXX	XXX	XXX	XXX	XXX	XXX	XXX	XXX	XXX	XXX	XXX
34. Aggregate write-ins for other lines of business	0	0	0	0	0	0	0	0	0	0	0	0
35. Total (a)	0	0	0	0	0	0	0	0	0	0	0	0
<b>DETAILS OF WRITE-INS</b>												
3401.												
3402.												
3403.												
3498. Summary of remaining write-ins for Line 34 from overflow page	0	0	0	0	0	0	0	0	0	0	0	0
3499. Totals (Lines 3401 through 3403 plus 3498)(Line 34 above)	0	0	0	0	0	0	0	0	0	0	0	0

(a) Finance and service charges not included in Lines 1 to 35 \$

(b) For health business on indicated lines report: Number of persons insured under PPO managed care products and number of persons insured under indemnity only products

19 NJ



ANNUAL STATEMENT FOR THE YEAR 2025 OF THE TRUSTED RESOURCE UNDERWRITERS EXCHANGE OF OHIO

**EXHIBIT OF PREMIUMS AND LOSSES (Statutory Page 14)**

NAIC Group Code 5107

BUSINESS IN THE STATE OF New Mexico

DURING THE YEAR 2025

NAIC Company Code 38652

Line of Business	Gross Premiums, Including Policy and Membership Fees, Less Return Premiums and Premiums on Policies not Taken		3 Dividends Paid or Credited to Policyholders on Direct Business	4 Direct Unearned Premium Reserves	5 Direct Losses Paid (deducting salvage)	6 Direct Losses Incurred	7 Direct Losses Unpaid	8 Direct Defense and Cost Containment Expense Paid	9 Direct Defense and Cost Containment Expense Incurred	10 Direct Defense and Cost Containment Expense Unpaid	11 Commissions and Brokerage Expenses	12 Taxes, Licenses and Fees
	1 Direct Premiums Written	2 Direct Premiums Earned										
1. Fire												
2.1 Allied lines												
2.2 Multiple peril crop												
2.3 Federal flood												
2.4 Private crop												
2.5 Private flood												
3. Farmowners multiple peril												
4. Homeowners multiple peril					19,077	16,248		1,317	976			
5.1 Commercial multiple peril (non-liability portion)												
5.2 Commercial multiple peril (liability portion)												
6. Mortgage guaranty												
8. Ocean marine												
9.1 Inland marine												
9.2 Pet insurance plans												
10. Financial guaranty												
11.1 Medical professional liability - occurrence												
11.2 Medical professional liability - claims-made												
12. Earthquake												
13.1 Comprehensive (hospital and medical) ind (b)												
13.2 Comprehensive (hospital and medical) group (b)												
14. Credit A&H (group and Individual)												
15.1 Vision only (b)												
15.2 Dental only (b)												
15.3 Disability income (b)												
15.4 Medicare supplement (b)												
15.5 Medicaid Title XIX (b)												
15.6 Medicare Title XVIII (b)												
15.7 Long-term care (b)												
15.8 Federal employees health benefits plan (b)												
15.9 Other health (b)												
16. Workers' compensation												
17.1 Other liability - occurrence												
17.2 Other liability - claims-Made												
17.3 Excess workers' compensation												
18.1 Products liability - occurrence												
18.2 Products liability - claims-made												
19.1 Private passenger auto no-fault (personal injury protection)												
19.2 Other private passenger auto liability					121	(112)		311	293			
19.3 Commercial auto no-fault (personal injury protection)												
19.4 Other commercial auto liability												
21.1 Private passenger auto physical damage												
21.2 Commercial auto physical damage												
22. Aircraft (all perils)												
23. Fidelity												
24. Surety												
26. Burglary and theft												
27. Boiler and machinery												
28. Credit												
29. International												
30. Warranty												
31. Reins nonproportional assumed property	XXX	XXX	XXX	XXX	XXX	XXX	XXX	XXX	XXX	XXX	XXX	XXX
32. Reins nonproportional assumed liability	XXX	XXX	XXX	XXX	XXX	XXX	XXX	XXX	XXX	XXX	XXX	XXX
33. Reins nonproportional assumed financial lines	XXX	XXX	XXX	XXX	XXX	XXX	XXX	XXX	XXX	XXX	XXX	XXX
34. Aggregate write-ins for other lines of business	0	0	0	0	0	0	0	0	0	0	0	0
35. Total (a)	0	0	0	0	19,198	16,136	0	1,628	1,269	0	0	0
<b>DETAILS OF WRITE-INS</b>												
3401.												
3402.												
3403.												
3498. Summary of remaining write-ins for Line 34 from overflow page	0	0	0	0	0	0	0	0	0	0	0	0
3499. Totals (Lines 3401 through 3403 plus 3498)(Line 34 above)	0	0	0	0	0	0	0	0	0	0	0	0

(a) Finance and service charges not included in Lines 1 to 35 \$

(b) For health business on indicated lines report: Number of persons insured under PPO managed care products and number of persons insured under indemnity only products

19 NM



ANNUAL STATEMENT FOR THE YEAR 2025 OF THE TRUSTED RESOURCE UNDERWRITERS EXCHANGE OF OHIO

**EXHIBIT OF PREMIUMS AND LOSSES (Statutory Page 14)**

NAIC Group Code 5107

BUSINESS IN THE STATE OF New York

DURING THE YEAR 2025

NAIC Company Code 38652

Line of Business	Gross Premiums, Including Policy and Membership Fees, Less Return Premiums and Premiums on Policies not Taken		3 Dividends Paid or Credited to Policyholders on Direct Business	4 Direct Unearned Premium Reserves	5 Direct Losses Paid (deducting salvage)	6 Direct Losses Incurred	7 Direct Losses Unpaid	8 Direct Defense and Cost Containment Expense Paid	9 Direct Defense and Cost Containment Expense Incurred	10 Direct Defense and Cost Containment Expense Unpaid	11 Commissions and Brokerage Expenses	12 Taxes, Licenses and Fees
	1 Direct Premiums Written	2 Direct Premiums Earned										
1. Fire												
2.1 Allied lines												
2.2 Multiple peril crop												
2.3 Federal flood												
2.4 Private crop												
2.5 Private flood												
3. Farmowners multiple peril												
4. Homeowners multiple peril												
5.1 Commercial multiple peril (non-liability portion)												
5.2 Commercial multiple peril (liability portion)												
6. Mortgage guaranty												
8. Ocean marine												
9.1 Inland marine												
9.2 Pet insurance plans												
10. Financial guaranty												
11.1 Medical professional liability - occurrence												
11.2 Medical professional liability - claims-made												
12. Earthquake												
13.1 Comprehensive (hospital and medical) ind (b)												
13.2 Comprehensive (hospital and medical) group (b)												
14. Credit A&H (group and Individual)												
15.1 Vision only (b)												
15.2 Dental only (b)												
15.3 Disability income (b)												
15.4 Medicare supplement (b)												
15.5 Medicaid Title XIX (b)												
15.6 Medicare Title XVIII (b)												
15.7 Long-term care (b)												
15.8 Federal employees health benefits plan (b)												
15.9 Other health (b)												
16. Workers' compensation												
17.1 Other liability - occurrence												
17.2 Other liability - claims-Made												
17.3 Excess workers' compensation												
18.1 Products liability - occurrence												
18.2 Products liability - claims-made												
19.1 Private passenger auto no-fault (personal injury protection)												
19.2 Other private passenger auto liability												
19.3 Commercial auto no-fault (personal injury protection)												
19.4 Other commercial auto liability												
21.1 Private passenger auto physical damage												
21.2 Commercial auto physical damage												
22. Aircraft (all perils)												
23. Fidelity												
24. Surety												
26. Burglary and theft												
27. Boiler and machinery												
28. Credit												
29. International												
30. Warranty												
31. Reins nonproportional assumed property	XXX	XXX	XXX	XXX	XXX	XXX	XXX	XXX	XXX	XXX	XXX	XXX
32. Reins nonproportional assumed liability	XXX	XXX	XXX	XXX	XXX	XXX	XXX	XXX	XXX	XXX	XXX	XXX
33. Reins nonproportional assumed financial lines	XXX	XXX	XXX	XXX	XXX	XXX	XXX	XXX	XXX	XXX	XXX	XXX
34. Aggregate write-ins for other lines of business	0	0	0	0	0	0	0	0	0	0	0	0
35. Total (a)	0	0	0	0	0	0	0	0	0	0	0	0
<b>DETAILS OF WRITE-INS</b>												
3401.												
3402.												
3403.												
3498. Summary of remaining write-ins for Line 34 from overflow page	0	0	0	0	0	0	0	0	0	0	0	0
3499. Totals (Lines 3401 through 3403 plus 3498)(Line 34 above)	0	0	0	0	0	0	0	0	0	0	0	0

(a) Finance and service charges not included in Lines 1 to 35 \$

(b) For health business on indicated lines report: Number of persons insured under PPO managed care products and number of persons insured under indemnity only products

19.NY



ANNUAL STATEMENT FOR THE YEAR 2025 OF THE TRUSTED RESOURCE UNDERWRITERS EXCHANGE OF OHIO

**EXHIBIT OF PREMIUMS AND LOSSES (Statutory Page 14)**

NAIC Group Code 5107

BUSINESS IN THE STATE OF North Carolina

DURING THE YEAR 2025

NAIC Company Code 38652

Line of Business	Gross Premiums, Including Policy and Membership Fees, Less Return Premiums and Premiums on Policies not Taken		3 Dividends Paid or Credited to Policyholders on Direct Business	4 Direct Unearned Premium Reserves	5 Direct Losses Paid (deducting salvage)	6 Direct Losses Incurred	7 Direct Losses Unpaid	8 Direct Defense and Cost Containment Expense Paid	9 Direct Defense and Cost Containment Expense Incurred	10 Direct Defense and Cost Containment Expense Unpaid	11 Commissions and Brokerage Expenses	12 Taxes, Licenses and Fees
	1 Direct Premiums Written	2 Direct Premiums Earned										
1. Fire					100,462	(734)		19,411	622			
2.1 Allied lines					100,585	(20,913)		2,532	2,424			
2.2 Multiple peril crop												
2.3 Federal flood												
2.4 Private crop												
2.5 Private flood												
3. Farmowners multiple peril												
4. Homeowners multiple peril												
5.1 Commercial multiple peril (non-liability portion)												
5.2 Commercial multiple peril (liability portion)												
6. Mortgage guaranty												
8. Ocean marine												
9.1 Inland marine					38	(56)		3	(4)			
9.2 Pet insurance plans												
10. Financial guaranty												
11.1 Medical professional liability - occurrence												
11.2 Medical professional liability - claims-made												
12. Earthquake												
13.1 Comprehensive (hospital and medical) ind (b)												
13.2 Comprehensive (hospital and medical) group (b)												
14. Credit A&H (group and Individual)												
15.1 Vision only (b)												
15.2 Dental only (b)												
15.3 Disability income (b)												
15.4 Medicare supplement (b)												
15.5 Medicaid Title XIX (b)												
15.6 Medicare Title XVIII (b)												
15.7 Long-term care (b)												
15.8 Federal employees health benefits plan (b)												
15.9 Other health (b)												
16. Workers' compensation												
17.1 Other liability - occurrence					27,406	(20,693)		7,685	(4,469)			
17.2 Other liability - claims-Made												
17.3 Excess workers' compensation												
18.1 Products liability - occurrence												
18.2 Products liability - claims-made												
19.1 Private passenger auto no-fault (personal injury protection)												
19.2 Other private passenger auto liability												
19.3 Commercial auto no-fault (personal injury protection)												
19.4 Other commercial auto liability												
21.1 Private passenger auto physical damage												
21.2 Commercial auto physical damage												
22. Aircraft (all perils)												
23. Fidelity												
24. Surety												
26. Burglary and theft												
27. Boiler and machinery												
28. Credit												
29. International												
30. Warranty												
31. Reins nonproportional assumed property	XXX	XXX	XXX	XXX	XXX	XXX	XXX	XXX	XXX	XXX	XXX	XXX
32. Reins nonproportional assumed liability	XXX	XXX	XXX	XXX	XXX	XXX	XXX	XXX	XXX	XXX	XXX	XXX
33. Reins nonproportional assumed financial lines	XXX	XXX	XXX	XXX	XXX	XXX	XXX	XXX	XXX	XXX	XXX	XXX
34. Aggregate write-ins for other lines of business	0	0	0	0	0	0	0	0	0	0	0	0
35. Total (a)	0	0	0	0	228,491	(42,396)	0	29,632	(1,426)	0	0	0
<b>DETAILS OF WRITE-INS</b>												
3401.												
3402.												
3403.												
3498. Summary of remaining write-ins for Line 34 from overflow page	0	0	0	0	0	0	0	0	0	0	0	0
3499. Totals (Lines 3401 through 3403 plus 3498)(Line 34 above)	0	0	0	0	0	0	0	0	0	0	0	0

(a) Finance and service charges not included in Lines 1 to 35 \$

(b) For health business on indicated lines report: Number of persons insured under PPO managed care products and number of persons insured under indemnity only products

19 NC



ANNUAL STATEMENT FOR THE YEAR 2025 OF THE TRUSTED RESOURCE UNDERWRITERS EXCHANGE OF OHIO

**EXHIBIT OF PREMIUMS AND LOSSES (Statutory Page 14)**

NAIC Group Code 5107

BUSINESS IN THE STATE OF North Dakota

DURING THE YEAR 2025

NAIC Company Code 38652

Line of Business	Gross Premiums, Including Policy and Membership Fees, Less Return Premiums and Premiums on Policies not Taken		3 Dividends Paid or Credited to Policyholders on Direct Business	4 Direct Unearned Premium Reserves	5 Direct Losses Paid (deducting salvage)	6 Direct Losses Incurred	7 Direct Losses Unpaid	8 Direct Defense and Cost Containment Expense Paid	9 Direct Defense and Cost Containment Expense Incurred	10 Direct Defense and Cost Containment Expense Unpaid	11 Commissions and Brokerage Expenses	12 Taxes, Licenses and Fees
	1 Direct Premiums Written	2 Direct Premiums Earned										
1. Fire												
2.1 Allied lines												
2.2 Multiple peril crop												
2.3 Federal flood												
2.4 Private crop												
2.5 Private flood												
3. Farmowners multiple peril												
4. Homeowners multiple peril												
5.1 Commercial multiple peril (non-liability portion)												
5.2 Commercial multiple peril (liability portion)												
6. Mortgage guaranty												
8. Ocean marine												
9.1 Inland marine												
9.2 Pet insurance plans												
10. Financial guaranty												
11.1 Medical professional liability - occurrence												
11.2 Medical professional liability - claims-made												
12. Earthquake												
13.1 Comprehensive (hospital and medical) ind (b)												
13.2 Comprehensive (hospital and medical) group (b)												
14. Credit A&H (group and Individual)												
15.1 Vision only (b)												
15.2 Dental only (b)												
15.3 Disability income (b)												
15.4 Medicare supplement (b)												
15.5 Medicaid Title XIX (b)												
15.6 Medicare Title XVIII (b)												
15.7 Long-term care (b)												
15.8 Federal employees health benefits plan (b)												
15.9 Other health (b)												
16. Workers' compensation												
17.1 Other liability - occurrence					25	(6)		6	(2)			
17.2 Other liability - claims-Made												
17.3 Excess workers' compensation												
18.1 Products liability - occurrence												
18.2 Products liability - claims-made												
19.1 Private passenger auto no-fault (personal injury protection)												
19.2 Other private passenger auto liability					36	(9)		3	(1)			
19.3 Commercial auto no-fault (personal injury protection)												
19.4 Other commercial auto liability												
21.1 Private passenger auto physical damage					(751)	(751)						
21.2 Commercial auto physical damage												
22. Aircraft (all perils)												
23. Fidelity												
24. Surety												
26. Burglary and theft												
27. Boiler and machinery												
28. Credit												
29. International												
30. Warranty												
31. Reins nonproportional assumed property	XXX	XXX	XXX	XXX	XXX	XXX	XXX	XXX	XXX	XXX	XXX	XXX
32. Reins nonproportional assumed liability	XXX	XXX	XXX	XXX	XXX	XXX	XXX	XXX	XXX	XXX	XXX	XXX
33. Reins nonproportional assumed financial lines	XXX	XXX	XXX	XXX	XXX	XXX	XXX	XXX	XXX	XXX	XXX	XXX
34. Aggregate write-ins for other lines of business	0	0	0	0	0	0	0	0	0	0	0	0
35. Total (a)	0	0	0	0	(690)	(766)	0	9	(3)	0	0	0
<b>DETAILS OF WRITE-INS</b>												
3401.												
3402.												
3403.												
3498. Summary of remaining write-ins for Line 34 from overflow page	0	0	0	0	0	0	0	0	0	0	0	0
3499. Totals (Lines 3401 through 3403 plus 3498)(Line 34 above)	0	0	0	0	0	0	0	0	0	0	0	0

(a) Finance and service charges not included in Lines 1 to 35 \$

(b) For health business on indicated lines report: Number of persons insured under PPO managed care products and number of persons insured under indemnity only products

19 IND



ANNUAL STATEMENT FOR THE YEAR 2025 OF THE TRUSTED RESOURCE UNDERWRITERS EXCHANGE OF OHIO

**EXHIBIT OF PREMIUMS AND LOSSES (Statutory Page 14)**

NAIC Group Code 5107

BUSINESS IN THE STATE OF Ohio

DURING THE YEAR 2025

NAIC Company Code 38652

Line of Business	Gross Premiums, Including Policy and Membership Fees, Less Return Premiums and Premiums on Policies not Taken		3 Dividends Paid or Credited to Policyholders on Direct Business	4 Direct Unearned Premium Reserves	5 Direct Losses Paid (deducting salvage)	6 Direct Losses Incurred	7 Direct Losses Unpaid	8 Direct Defense and Cost Containment Expense Paid	9 Direct Defense and Cost Containment Expense Incurred	10 Direct Defense and Cost Containment Expense Unpaid	11 Commissions and Brokerage Expenses	12 Taxes, Licenses and Fees
	1 Direct Premiums Written	2 Direct Premiums Earned										
1. Fire												
2.1 Allied lines												
2.2 Multiple peril crop												
2.3 Federal flood												
2.4 Private crop												
2.5 Private flood												
3. Farmowners multiple peril												
4. Homeowners multiple peril					0	0		(15,788)	(15,788)			
5.1 Commercial multiple peril (non-liability portion)												
5.2 Commercial multiple peril (liability portion)												
6. Mortgage guaranty												
8. Ocean marine												
9.1 Inland marine												
9.2 Pet insurance plans												
10. Financial guaranty												
11.1 Medical professional liability - occurrence												
11.2 Medical professional liability - claims-made												
12. Earthquake												
13.1 Comprehensive (hospital and medical) ind (b)												
13.2 Comprehensive (hospital and medical) group (b)												
14. Credit A&H (group and Individual)												
15.1 Vision only (b)												
15.2 Dental only (b)												
15.3 Disability income (b)												
15.4 Medicare supplement (b)												
15.5 Medicaid Title XIX (b)												
15.6 Medicare Title XVIII (b)												
15.7 Long-term care (b)												
15.8 Federal employees health benefits plan (b)												
15.9 Other health (b)												
16. Workers' compensation												
17.1 Other liability - occurrence					54	(7)		14	(1)			
17.2 Other liability - claims-Made												
17.3 Excess workers' compensation												
18.1 Products liability - occurrence												
18.2 Products liability - claims-made												
19.1 Private passenger auto no-fault (personal injury protection)												
19.2 Other private passenger auto liability												
19.3 Commercial auto no-fault (personal injury protection)												
19.4 Other commercial auto liability												
21.1 Private passenger auto physical damage												
21.2 Commercial auto physical damage												
22. Aircraft (all perils)												
23. Fidelity												
24. Surety												
26. Burglary and theft												
27. Boiler and machinery												
28. Credit												
29. International												
30. Warranty												
31. Reins nonproportional assumed property	XXX	XXX	XXX	XXX	XXX	XXX	XXX	XXX	XXX	XXX	XXX	XXX
32. Reins nonproportional assumed liability	XXX	XXX	XXX	XXX	XXX	XXX	XXX	XXX	XXX	XXX	XXX	XXX
33. Reins nonproportional assumed financial lines	XXX	XXX	XXX	XXX	XXX	XXX	XXX	XXX	XXX	XXX	XXX	XXX
34. Aggregate write-ins for other lines of business	0	0	0	0	0	0	0	0	0	0	0	0
35. Total (a)	0	0	0	0	54	(7)	0	(15,775)	(15,790)	0	0	0
<b>DETAILS OF WRITE-INS</b>												
3401.												
3402.												
3403.												
3498. Summary of remaining write-ins for Line 34 from overflow page	0	0	0	0	0	0	0	0	0	0	0	0
3499. Totals (Lines 3401 through 3403 plus 3498)(Line 34 above)	0	0	0	0	0	0	0	0	0	0	0	0

(a) Finance and service charges not included in Lines 1 to 35 \$

(b) For health business on indicated lines report: Number of persons insured under PPO managed care products and number of persons insured under indemnity only products

19 OH



ANNUAL STATEMENT FOR THE YEAR 2025 OF THE TRUSTED RESOURCE UNDERWRITERS EXCHANGE OF OHIO

**EXHIBIT OF PREMIUMS AND LOSSES (Statutory Page 14)**

NAIC Group Code 5107

BUSINESS IN THE STATE OF Oklahoma

DURING THE YEAR 2025

NAIC Company Code 38652

Line of Business	Gross Premiums, Including Policy and Membership Fees, Less Return Premiums and Premiums on Policies not Taken		3 Dividends Paid or Credited to Policyholders on Direct Business	4 Direct Unearned Premium Reserves	5 Direct Losses Paid (deducting salvage)	6 Direct Losses Incurred	7 Direct Losses Unpaid	8 Direct Defense and Cost Containment Expense Paid	9 Direct Defense and Cost Containment Expense Incurred	10 Direct Defense and Cost Containment Expense Unpaid	11 Commissions and Brokerage Expenses	12 Taxes, Licenses and Fees
	1 Direct Premiums Written	2 Direct Premiums Earned										
1. Fire												
2.1 Allied lines												
2.2 Multiple peril crop												
2.3 Federal flood												
2.4 Private crop												
2.5 Private flood												
3. Farmowners multiple peril												
4. Homeowners multiple peril												
5.1 Commercial multiple peril (non-liability portion)												
5.2 Commercial multiple peril (liability portion)												
6. Mortgage guaranty												
8. Ocean marine												
9.1 Inland marine												
9.2 Pet insurance plans												
10. Financial guaranty												
11.1 Medical professional liability - occurrence												
11.2 Medical professional liability - claims-made												
12. Earthquake												
13.1 Comprehensive (hospital and medical) ind (b)												
13.2 Comprehensive (hospital and medical) group (b)												
14. Credit A&H (group and Individual)												
15.1 Vision only (b)												
15.2 Dental only (b)												
15.3 Disability income (b)												
15.4 Medicare supplement (b)												
15.5 Medicaid Title XIX (b)												
15.6 Medicare Title XVIII (b)												
15.7 Long-term care (b)												
15.8 Federal employees health benefits plan (b)												
15.9 Other health (b)												
16. Workers' compensation												
17.1 Other liability - occurrence					50	6		17	4			
17.2 Other liability - claims-Made												
17.3 Excess workers' compensation												
18.1 Products liability - occurrence												
18.2 Products liability - claims-made												
19.1 Private passenger auto no-fault (personal injury protection)												
19.2 Other private passenger auto liability												
19.3 Commercial auto no-fault (personal injury protection)												
19.4 Other commercial auto liability												
21.1 Private passenger auto physical damage												
21.2 Commercial auto physical damage												
22. Aircraft (all perils)												
23. Fidelity												
24. Surety												
26. Burglary and theft												
27. Boiler and machinery												
28. Credit												
29. International												
30. Warranty												
31. Reins nonproportional assumed property	XXX	XXX	XXX	XXX	XXX	XXX	XXX	XXX	XXX	XXX	XXX	XXX
32. Reins nonproportional assumed liability	XXX	XXX	XXX	XXX	XXX	XXX	XXX	XXX	XXX	XXX	XXX	XXX
33. Reins nonproportional assumed financial lines	XXX	XXX	XXX	XXX	XXX	XXX	XXX	XXX	XXX	XXX	XXX	XXX
34. Aggregate write-ins for other lines of business	0	0	0	0	0	0	0	0	0	0	0	0
35. Total (a)	0	0	0	0	50	6	0	17	4	0	0	0
<b>DETAILS OF WRITE-INS</b>												
3401.												
3402.												
3403.												
3498. Summary of remaining write-ins for Line 34 from overflow page	0	0	0	0	0	0	0	0	0	0	0	0
3499. Totals (Lines 3401 through 3403 plus 3498)(Line 34 above)	0	0	0	0	0	0	0	0	0	0	0	0

(a) Finance and service charges not included in Lines 1 to 35 \$

(b) For health business on indicated lines report: Number of persons insured under PPO managed care products and number of persons insured under indemnity only products

19 OK



ANNUAL STATEMENT FOR THE YEAR 2025 OF THE TRUSTED RESOURCE UNDERWRITERS EXCHANGE OF OHIO

**EXHIBIT OF PREMIUMS AND LOSSES (Statutory Page 14)**

NAIC Group Code 5107

BUSINESS IN THE STATE OF Oregon

DURING THE YEAR 2025

NAIC Company Code 38652

Line of Business	Gross Premiums, Including Policy and Membership Fees, Less Return Premiums and Premiums on Policies not Taken		3 Dividends Paid or Credited to Policyholders on Direct Business	4 Direct Unearned Premium Reserves	5 Direct Losses Paid (deducting salvage)	6 Direct Losses Incurred	7 Direct Losses Unpaid	8 Direct Defense and Cost Containment Expense Paid	9 Direct Defense and Cost Containment Expense Incurred	10 Direct Defense and Cost Containment Expense Unpaid	11 Commissions and Brokerage Expenses	12 Taxes, Licenses and Fees
	1 Direct Premiums Written	2 Direct Premiums Earned										
1. Fire					5	(10)		1	(3)			
2.1 Allied lines												
2.2 Multiple peril crop												
2.3 Federal flood												
2.4 Private crop												
2.5 Private flood												
3. Farmowners multiple peril												
4. Homeowners multiple peril					10,697	6,310		282	(484)			
5.1 Commercial multiple peril (non-liability portion)												
5.2 Commercial multiple peril (liability portion)												
6. Mortgage guaranty												
8. Ocean marine												
9.1 Inland marine												
9.2 Pet insurance plans												
10. Financial guaranty												
11.1 Medical professional liability - occurrence												
11.2 Medical professional liability - claims-made												
12. Earthquake												
13.1 Comprehensive (hospital and medical) ind (b)												
13.2 Comprehensive (hospital and medical) group (b)												
14. Credit A&H (group and Individual)												
15.1 Vision only (b)												
15.2 Dental only (b)												
15.3 Disability income (b)												
15.4 Medicare supplement (b)												
15.5 Medicaid Title XIX (b)												
15.6 Medicare Title XVIII (b)												
15.7 Long-term care (b)												
15.8 Federal employees health benefits plan (b)												
15.9 Other health (b)												
16. Workers' compensation												
17.1 Other liability - occurrence					354	(258)		90	(65)			
17.2 Other liability - claims-Made												
17.3 Excess workers' compensation												
18.1 Products liability - occurrence												
18.2 Products liability - claims-made												
19.1 Private passenger auto no-fault (personal injury protection)												
19.2 Other private passenger auto liability						(27)			(2)			
19.3 Commercial auto no-fault (personal injury protection)												
19.4 Other commercial auto liability												
21.1 Private passenger auto physical damage												
21.2 Commercial auto physical damage												
22. Aircraft (all perils)												
23. Fidelity												
24. Surety												
26. Burglary and theft												
27. Boiler and machinery												
28. Credit												
29. International												
30. Warranty												
31. Reins nonproportional assumed property	XXX	XXX	XXX	XXX	XXX	XXX	XXX	XXX	XXX	XXX	XXX	XXX
32. Reins nonproportional assumed liability	XXX	XXX	XXX	XXX	XXX	XXX	XXX	XXX	XXX	XXX	XXX	XXX
33. Reins nonproportional assumed financial lines	XXX	XXX	XXX	XXX	XXX	XXX	XXX	XXX	XXX	XXX	XXX	XXX
34. Aggregate write-ins for other lines of business	0	0	0	0	0	0	0	0	0	0	0	0
35. Total (a)	0	0	0	0	11,056	6,015	0	372	(555)	0	0	0
<b>DETAILS OF WRITE-INS</b>												
3401.												
3402.												
3403.												
3498. Summary of remaining write-ins for Line 34 from overflow page	0	0	0	0	0	0	0	0	0	0	0	0
3499. Totals (Lines 3401 through 3403 plus 3498)(Line 34 above)	0	0	0	0	0	0	0	0	0	0	0	0

(a) Finance and service charges not included in Lines 1 to 35 \$ .....

(b) For health business on indicated lines report: Number of persons insured under PPO managed care products ..... and number of persons insured under indemnity only products .....

19 OR



ANNUAL STATEMENT FOR THE YEAR 2025 OF THE TRUSTED RESOURCE UNDERWRITERS EXCHANGE OF OHIO

**EXHIBIT OF PREMIUMS AND LOSSES (Statutory Page 14)**

NAIC Group Code 5107

BUSINESS IN THE STATE OF Pennsylvania

DURING THE YEAR 2025

NAIC Company Code 38652

Line of Business	Gross Premiums, Including Policy and Membership Fees, Less Return Premiums and Premiums on Policies not Taken		3 Dividends Paid or Credited to Policyholders on Direct Business	4 Direct Unearned Premium Reserves	5 Direct Losses Paid (deducting salvage)	6 Direct Losses Incurred	7 Direct Losses Unpaid	8 Direct Defense and Cost Containment Expense Paid	9 Direct Defense and Cost Containment Expense Incurred	10 Direct Defense and Cost Containment Expense Unpaid	11 Commissions and Brokerage Expenses	12 Taxes, Licenses and Fees
	1 Direct Premiums Written	2 Direct Premiums Earned										
1. Fire					1,234	775		23	(22)			
2.1 Allied lines					274	(171)		21	2			
2.2 Multiple peril crop												
2.3 Federal flood												
2.4 Private crop												
2.5 Private flood												
3. Farmowners multiple peril												
4. Homeowners multiple peril					1,676	(2,349)		3,416	2,629			
5.1 Commercial multiple peril (non-liability portion)												
5.2 Commercial multiple peril (liability portion)												
6. Mortgage guaranty												
8. Ocean marine												
9.1 Inland marine												
9.2 Pet insurance plans												
10. Financial guaranty												
11.1 Medical professional liability - occurrence												
11.2 Medical professional liability - claims-made												
12. Earthquake												
13.1 Comprehensive (hospital and medical) ind (b)												
13.2 Comprehensive (hospital and medical) group (b)												
14. Credit A&H (group and Individual)												
15.1 Vision only (b)												
15.2 Dental only (b)												
15.3 Disability income (b)												
15.4 Medicare supplement (b)												
15.5 Medicaid Title XIX (b)												
15.6 Medicare Title XVIII (b)												
15.7 Long-term care (b)												
15.8 Federal employees health benefits plan (b)												
15.9 Other health (b)												
16. Workers' compensation												
17.1 Other liability - occurrence					505,131	(113,871)		77,689	(39,002)			
17.2 Other liability - claims-Made												
17.3 Excess workers' compensation												
18.1 Products liability - occurrence												
18.2 Products liability - claims-made												
19.1 Private passenger auto no-fault (personal injury protection)					6	(12)		1	0			
19.2 Other private passenger auto liability					1,187	(1,130)		104	(79)			
19.3 Commercial auto no-fault (personal injury protection)												
19.4 Other commercial auto liability												
21.1 Private passenger auto physical damage												
21.2 Commercial auto physical damage												
22. Aircraft (all perils)												
23. Fidelity												
24. Surety												
26. Burglary and theft												
27. Boiler and machinery												
28. Credit												
29. International												
30. Warranty												
31. Reins nonproportional assumed property	XXX	XXX	XXX	XXX	XXX	XXX	XXX	XXX	XXX	XXX	XXX	XXX
32. Reins nonproportional assumed liability	XXX	XXX	XXX	XXX	XXX	XXX	XXX	XXX	XXX	XXX	XXX	XXX
33. Reins nonproportional assumed financial lines	XXX	XXX	XXX	XXX	XXX	XXX	XXX	XXX	XXX	XXX	XXX	XXX
34. Aggregate write-ins for other lines of business	0	0	0	0	0	0	0	0	0	0	0	0
35. Total (a)	0	0	0	0	509,508	(116,758)	0	81,253	(36,473)	0	0	0
<b>DETAILS OF WRITE-INS</b>												
3401.												
3402.												
3403.												
3498. Summary of remaining write-ins for Line 34 from overflow page	0	0	0	0	0	0	0	0	0	0	0	0
3499. Totals (Lines 3401 through 3403 plus 3498)(Line 34 above)	0	0	0	0	0	0	0	0	0	0	0	0

(a) Finance and service charges not included in Lines 1 to 35 \$

(b) For health business on indicated lines report: Number of persons insured under PPO managed care products and number of persons insured under indemnity only products

19.PA



ANNUAL STATEMENT FOR THE YEAR 2025 OF THE TRUSTED RESOURCE UNDERWRITERS EXCHANGE OF OHIO

**EXHIBIT OF PREMIUMS AND LOSSES (Statutory Page 14)**

NAIC Group Code 5107

BUSINESS IN THE STATE OF Rhode Island

DURING THE YEAR 2025

NAIC Company Code 38652

Line of Business	Gross Premiums, Including Policy and Membership Fees, Less Return Premiums and Premiums on Policies not Taken		3 Dividends Paid or Credited to Policyholders on Direct Business	4 Direct Unearned Premium Reserves	5 Direct Losses Paid (deducting salvage)	6 Direct Losses Incurred	7 Direct Losses Unpaid	8 Direct Defense and Cost Containment Expense Paid	9 Direct Defense and Cost Containment Expense Incurred	10 Direct Defense and Cost Containment Expense Unpaid	11 Commissions and Brokerage Expenses	12 Taxes, Licenses and Fees
	1 Direct Premiums Written	2 Direct Premiums Earned										
1. Fire												
2.1 Allied lines												
2.2 Multiple peril crop												
2.3 Federal flood												
2.4 Private crop												
2.5 Private flood												
3. Farmowners multiple peril												
4. Homeowners multiple peril												
5.1 Commercial multiple peril (non-liability portion)												
5.2 Commercial multiple peril (liability portion)												
6. Mortgage guaranty												
8. Ocean marine												
9.1 Inland marine												
9.2 Pet insurance plans												
10. Financial guaranty												
11.1 Medical professional liability - occurrence												
11.2 Medical professional liability - claims-made												
12. Earthquake												
13.1 Comprehensive (hospital and medical) ind (b)												
13.2 Comprehensive (hospital and medical) group (b)												
14. Credit A&H (group and Individual)												
15.1 Vision only (b)												
15.2 Dental only (b)												
15.3 Disability income (b)												
15.4 Medicare supplement (b)												
15.5 Medicaid Title XIX (b)												
15.6 Medicare Title XVIII (b)												
15.7 Long-term care (b)												
15.8 Federal employees health benefits plan (b)												
15.9 Other health (b)												
16. Workers' compensation												
17.1 Other liability - occurrence												
17.2 Other liability - claims-Made												
17.3 Excess workers' compensation												
18.1 Products liability - occurrence												
18.2 Products liability - claims-made												
19.1 Private passenger auto no-fault (personal injury protection)												
19.2 Other private passenger auto liability												
19.3 Commercial auto no-fault (personal injury protection)												
19.4 Other commercial auto liability												
21.1 Private passenger auto physical damage												
21.2 Commercial auto physical damage												
22. Aircraft (all perils)												
23. Fidelity												
24. Surety												
26. Burglary and theft												
27. Boiler and machinery												
28. Credit												
29. International												
30. Warranty												
31. Reins nonproportional assumed property	XXX	XXX	XXX	XXX	XXX	XXX	XXX	XXX	XXX	XXX	XXX	XXX
32. Reins nonproportional assumed liability	XXX	XXX	XXX	XXX	XXX	XXX	XXX	XXX	XXX	XXX	XXX	XXX
33. Reins nonproportional assumed financial lines	XXX	XXX	XXX	XXX	XXX	XXX	XXX	XXX	XXX	XXX	XXX	XXX
34. Aggregate write-ins for other lines of business	0	0	0	0	0	0	0	0	0	0	0	0
35. Total (a)	0	0	0	0	0	0	0	0	0	0	0	0
<b>DETAILS OF WRITE-INS</b>												
3401.												
3402.												
3403.												
3498. Summary of remaining write-ins for Line 34 from overflow page	0	0	0	0	0	0	0	0	0	0	0	0
3499. Totals (Lines 3401 through 3403 plus 3498)(Line 34 above)	0	0	0	0	0	0	0	0	0	0	0	0

(a) Finance and service charges not included in Lines 1 to 35 \$

(b) For health business on indicated lines report: Number of persons insured under PPO managed care products and number of persons insured under indemnity only products

19.R1



ANNUAL STATEMENT FOR THE YEAR 2025 OF THE TRUSTED RESOURCE UNDERWRITERS EXCHANGE OF OHIO

**EXHIBIT OF PREMIUMS AND LOSSES (Statutory Page 14)**

NAIC Group Code 5107

BUSINESS IN THE STATE OF South Carolina

DURING THE YEAR 2025

NAIC Company Code 38652

Line of Business	Gross Premiums, Including Policy and Membership Fees, Less Return Premiums and Premiums on Policies not Taken		3 Dividends Paid or Credited to Policyholders on Direct Business	4 Direct Unearned Premium Reserves	5 Direct Losses Paid (deducting salvage)	6 Direct Losses Incurred	7 Direct Losses Unpaid	8 Direct Defense and Cost Containment Expense Paid	9 Direct Defense and Cost Containment Expense Incurred	10 Direct Defense and Cost Containment Expense Unpaid	11 Commissions and Brokerage Expenses	12 Taxes, Licenses and Fees
	1 Direct Premiums Written	2 Direct Premiums Earned										
1. Fire					81	(135)		9	(9)			
2.1 Allied lines					35	(69)		3	(1)			
2.2 Multiple peril crop												
2.3 Federal flood												
2.4 Private crop												
2.5 Private flood												
3. Farmowners multiple peril												
4. Homeowners multiple peril					2,001	(1,414)		479	(301)			
5.1 Commercial multiple peril (non-liability portion)												
5.2 Commercial multiple peril (liability portion)												
6. Mortgage guaranty												
8. Ocean marine												
9.1 Inland marine												
9.2 Pet insurance plans												
10. Financial guaranty												
11.1 Medical professional liability - occurrence												
11.2 Medical professional liability - claims-made												
12. Earthquake												
13.1 Comprehensive (hospital and medical) ind (b)												
13.2 Comprehensive (hospital and medical) group (b)												
14. Credit A&H (group and Individual)												
15.1 Vision only (b)												
15.2 Dental only (b)												
15.3 Disability income (b)												
15.4 Medicare supplement (b)												
15.5 Medicaid Title XIX (b)												
15.6 Medicare Title XVIII (b)												
15.7 Long-term care (b)												
15.8 Federal employees health benefits plan (b)												
15.9 Other health (b)												
16. Workers' compensation												
17.1 Other liability - occurrence					294,328	128,991		30,800	14,640			
17.2 Other liability - claims-Made												
17.3 Excess workers' compensation												
18.1 Products liability - occurrence												
18.2 Products liability - claims-made												
19.1 Private passenger auto no-fault (personal injury protection)												
19.2 Other private passenger auto liability					461	(445)		40	(31)			
19.3 Commercial auto no-fault (personal injury protection)												
19.4 Other commercial auto liability												
21.1 Private passenger auto physical damage												
21.2 Commercial auto physical damage												
22. Aircraft (all perils)												
23. Fidelity												
24. Surety												
26. Burglary and theft												
27. Boiler and machinery												
28. Credit												
29. International												
30. Warranty												
31. Reins nonproportional assumed property	XXX	XXX	XXX	XXX	XXX	XXX	XXX	XXX	XXX	XXX	XXX	XXX
32. Reins nonproportional assumed liability	XXX	XXX	XXX	XXX	XXX	XXX	XXX	XXX	XXX	XXX	XXX	XXX
33. Reins nonproportional assumed financial lines	XXX	XXX	XXX	XXX	XXX	XXX	XXX	XXX	XXX	XXX	XXX	XXX
34. Aggregate write-ins for other lines of business	0	0	0	0	0	0	0	0	0	0	0	0
35. Total (a)	0	0	0	0	296,906	126,928	0	31,331	14,298	0	0	0
<b>DETAILS OF WRITE-INS</b>												
3401.												
3402.												
3403.												
3498. Summary of remaining write-ins for Line 34 from overflow page	0	0	0	0	0	0	0	0	0	0	0	0
3499. Totals (Lines 3401 through 3403 plus 3498)(Line 34 above)	0	0	0	0	0	0	0	0	0	0	0	0

(a) Finance and service charges not included in Lines 1 to 35 \$

(b) For health business on indicated lines report: Number of persons insured under PPO managed care products and number of persons insured under indemnity only products

19 SC



ANNUAL STATEMENT FOR THE YEAR 2025 OF THE TRUSTED RESOURCE UNDERWRITERS EXCHANGE OF OHIO

**EXHIBIT OF PREMIUMS AND LOSSES (Statutory Page 14)**

NAIC Group Code 5107

BUSINESS IN THE STATE OF South Dakota

DURING THE YEAR 2025

NAIC Company Code 38652

Line of Business	Gross Premiums, Including Policy and Membership Fees, Less Return Premiums and Premiums on Policies not Taken		3 Dividends Paid or Credited to Policyholders on Direct Business	4 Direct Unearned Premium Reserves	5 Direct Losses Paid (deducting salvage)	6 Direct Losses Incurred	7 Direct Losses Unpaid	8 Direct Defense and Cost Containment Expense Paid	9 Direct Defense and Cost Containment Expense Incurred	10 Direct Defense and Cost Containment Expense Unpaid	11 Commissions and Brokerage Expenses	12 Taxes, Licenses and Fees
	1 Direct Premiums Written	2 Direct Premiums Earned										
1. Fire												
2.1 Allied lines												
2.2 Multiple peril crop												
2.3 Federal flood												
2.4 Private crop												
2.5 Private flood												
3. Farmowners multiple peril												
4. Homeowners multiple peril												
5.1 Commercial multiple peril (non-liability portion)												
5.2 Commercial multiple peril (liability portion)												
6. Mortgage guaranty												
8. Ocean marine												
9.1 Inland marine												
9.2 Pet insurance plans												
10. Financial guaranty												
11.1 Medical professional liability - occurrence												
11.2 Medical professional liability - claims-made												
12. Earthquake												
13.1 Comprehensive (hospital and medical) ind (b)												
13.2 Comprehensive (hospital and medical) group (b)												
14. Credit A&H (group and Individual)												
15.1 Vision only (b)												
15.2 Dental only (b)												
15.3 Disability income (b)												
15.4 Medicare supplement (b)												
15.5 Medicaid Title XIX (b)												
15.6 Medicare Title XVIII (b)												
15.7 Long-term care (b)												
15.8 Federal employees health benefits plan (b)												
15.9 Other health (b)												
16. Workers' compensation												
17.1 Other liability - occurrence					145	(51)		37	(13)			
17.2 Other liability - claims-Made												
17.3 Excess workers' compensation												
18.1 Products liability - occurrence												
18.2 Products liability - claims-made												
19.1 Private passenger auto no-fault (personal injury protection)												
19.2 Other private passenger auto liability												
19.3 Commercial auto no-fault (personal injury protection)												
19.4 Other commercial auto liability												
21.1 Private passenger auto physical damage												
21.2 Commercial auto physical damage												
22. Aircraft (all perils)												
23. Fidelity												
24. Surety												
26. Burglary and theft												
27. Boiler and machinery												
28. Credit												
29. International												
30. Warranty												
31. Reins nonproportional assumed property	XXX	XXX	XXX	XXX	XXX	XXX	XXX	XXX	XXX	XXX	XXX	XXX
32. Reins nonproportional assumed liability	XXX	XXX	XXX	XXX	XXX	XXX	XXX	XXX	XXX	XXX	XXX	XXX
33. Reins nonproportional assumed financial lines	XXX	XXX	XXX	XXX	XXX	XXX	XXX	XXX	XXX	XXX	XXX	XXX
34. Aggregate write-ins for other lines of business	0	0	0	0	0	0	0	0	0	0	0	0
35. Total (a)	0	0	0	0	145	(51)	0	37	(13)	0	0	0
<b>DETAILS OF WRITE-INS</b>												
3401.												
3402.												
3403.												
3498. Summary of remaining write-ins for Line 34 from overflow page	0	0	0	0	0	0	0	0	0	0	0	0
3499. Totals (Lines 3401 through 3403 plus 3498)(Line 34 above)	0	0	0	0	0	0	0	0	0	0	0	0

(a) Finance and service charges not included in Lines 1 to 35 \$

(b) For health business on indicated lines report: Number of persons insured under PPO managed care products and number of persons insured under indemnity only products

19 SD



ANNUAL STATEMENT FOR THE YEAR 2025 OF THE TRUSTED RESOURCE UNDERWRITERS EXCHANGE OF OHIO

**EXHIBIT OF PREMIUMS AND LOSSES (Statutory Page 14)**

NAIC Group Code 5107

BUSINESS IN THE STATE OF Tennessee

DURING THE YEAR 2025

NAIC Company Code 38652

Line of Business	Gross Premiums, Including Policy and Membership Fees, Less Return Premiums and Premiums on Policies not Taken		3 Dividends Paid or Credited to Policyholders on Direct Business	4 Direct Unearned Premium Reserves	5 Direct Losses Paid (deducting salvage)	6 Direct Losses Incurred	7 Direct Losses Unpaid	8 Direct Defense and Cost Containment Expense Paid	9 Direct Defense and Cost Containment Expense Incurred	10 Direct Defense and Cost Containment Expense Unpaid	11 Commissions and Brokerage Expenses	12 Taxes, Licenses and Fees
	1 Direct Premiums Written	2 Direct Premiums Earned										
1. Fire					43	7		3	1			
2.1 Allied lines												
2.2 Multiple peril crop												
2.3 Federal flood												
2.4 Private crop												
2.5 Private flood												
3. Farmowners multiple peril												
4. Homeowners multiple peril					83	(27)		21	(7)			
5.1 Commercial multiple peril (non-liability portion)												
5.2 Commercial multiple peril (liability portion)												
6. Mortgage guaranty												
8. Ocean marine												
9.1 Inland marine												
9.2 Pet insurance plans												
10. Financial guaranty												
11.1 Medical professional liability - occurrence												
11.2 Medical professional liability - claims-made												
12. Earthquake												
13.1 Comprehensive (hospital and medical) ind (b)												
13.2 Comprehensive (hospital and medical) group (b)												
14. Credit A&H (group and Individual)												
15.1 Vision only (b)												
15.2 Dental only (b)												
15.3 Disability income (b)												
15.4 Medicare supplement (b)												
15.5 Medicaid Title XIX (b)												
15.6 Medicare Title XVIII (b)												
15.7 Long-term care (b)												
15.8 Federal employees health benefits plan (b)												
15.9 Other health (b)												
16. Workers' compensation												
17.1 Other liability - occurrence					808	(192)		204	(49)			
17.2 Other liability - claims-Made												
17.3 Excess workers' compensation												
18.1 Products liability - occurrence												
18.2 Products liability - claims-made												
19.1 Private passenger auto no-fault (personal injury protection)												
19.2 Other private passenger auto liability					9	9		1	1			
19.3 Commercial auto no-fault (personal injury protection)												
19.4 Other commercial auto liability												
21.1 Private passenger auto physical damage												
21.2 Commercial auto physical damage												
22. Aircraft (all perils)												
23. Fidelity												
24. Surety												
26. Burglary and theft												
27. Boiler and machinery												
28. Credit												
29. International												
30. Warranty												
31. Reins nonproportional assumed property	XXX	XXX	XXX	XXX	XXX	XXX	XXX	XXX	XXX	XXX	XXX	XXX
32. Reins nonproportional assumed liability	XXX	XXX	XXX	XXX	XXX	XXX	XXX	XXX	XXX	XXX	XXX	XXX
33. Reins nonproportional assumed financial lines	XXX	XXX	XXX	XXX	XXX	XXX	XXX	XXX	XXX	XXX	XXX	XXX
34. Aggregate write-ins for other lines of business	0	0	0	0	0	0	0	0	0	0	0	0
35. Total (a)	0	0	0	0	943	(203)	0	229	(54)	0	0	0
<b>DETAILS OF WRITE-INS</b>												
3401.												
3402.												
3403.												
3498. Summary of remaining write-ins for Line 34 from overflow page	0	0	0	0	0	0	0	0	0	0	0	0
3499. Totals (Lines 3401 through 3403 plus 3498)(Line 34 above)	0	0	0	0	0	0	0	0	0	0	0	0

(a) Finance and service charges not included in Lines 1 to 35 \$

(b) For health business on indicated lines report: Number of persons insured under PPO managed care products and number of persons insured under indemnity only products

19.TN



ANNUAL STATEMENT FOR THE YEAR 2025 OF THE TRUSTED RESOURCE UNDERWRITERS EXCHANGE OF OHIO

**EXHIBIT OF PREMIUMS AND LOSSES (Statutory Page 14)**

NAIC Group Code 5107

BUSINESS IN THE STATE OF Texas

DURING THE YEAR 2025

NAIC Company Code 38652

Line of Business	Gross Premiums, Including Policy and Membership Fees, Less Return Premiums and Premiums on Policies not Taken		3 Dividends Paid or Credited to Policyholders on Direct Business	4 Direct Unearned Premium Reserves	5 Direct Losses Paid (deducting salvage)	6 Direct Losses Incurred	7 Direct Losses Unpaid	8 Direct Defense and Cost Containment Expense Paid	9 Direct Defense and Cost Containment Expense Incurred	10 Direct Defense and Cost Containment Expense Unpaid	11 Commissions and Brokerage Expenses	12 Taxes, Licenses and Fees
	1 Direct Premiums Written	2 Direct Premiums Earned										
1. Fire												
2.1 Allied lines												
2.2 Multiple peril crop												
2.3 Federal flood												
2.4 Private crop												
2.5 Private flood												
3. Farmowners multiple peril												
4. Homeowners multiple peril												
5.1 Commercial multiple peril (non-liability portion)												
5.2 Commercial multiple peril (liability portion)												
6. Mortgage guaranty												
8. Ocean marine												
9.1 Inland marine												
9.2 Pet insurance plans												
10. Financial guaranty												
11.1 Medical professional liability - occurrence												
11.2 Medical professional liability - claims-made												
12. Earthquake												
13.1 Comprehensive (hospital and medical) ind (b)												
13.2 Comprehensive (hospital and medical) group (b)												
14. Credit A&H (group and Individual)												
15.1 Vision only (b)												
15.2 Dental only (b)												
15.3 Disability income (b)												
15.4 Medicare supplement (b)												
15.5 Medicaid Title XIX (b)												
15.6 Medicare Title XVIII (b)												
15.7 Long-term care (b)												
15.8 Federal employees health benefits plan (b)												
15.9 Other health (b)												
16. Workers' compensation												
17.1 Other liability - occurrence												
17.2 Other liability - claims-Made												
17.3 Excess workers' compensation												
18.1 Products liability - occurrence												
18.2 Products liability - claims-made												
19.1 Private passenger auto no-fault (personal injury protection)												
19.2 Other private passenger auto liability												
19.3 Commercial auto no-fault (personal injury protection)												
19.4 Other commercial auto liability												
21.1 Private passenger auto physical damage												
21.2 Commercial auto physical damage												
22. Aircraft (all perils)												
23. Fidelity												
24. Surety												
26. Burglary and theft												
27. Boiler and machinery												
28. Credit												
29. International												
30. Warranty												
31. Reins nonproportional assumed property	XXX	XXX	XXX	XXX	XXX	XXX	XXX	XXX	XXX	XXX	XXX	XXX
32. Reins nonproportional assumed liability	XXX	XXX	XXX	XXX	XXX	XXX	XXX	XXX	XXX	XXX	XXX	XXX
33. Reins nonproportional assumed financial lines	XXX	XXX	XXX	XXX	XXX	XXX	XXX	XXX	XXX	XXX	XXX	XXX
34. Aggregate write-ins for other lines of business	0	0	0	0	0	0	0	0	0	0	0	0
35. Total (a)	0	0	0	0	0	0	0	0	0	0	0	0
<b>DETAILS OF WRITE-INS</b>												
3401.												
3402.												
3403.												
3498. Summary of remaining write-ins for Line 34 from overflow page	0	0	0	0	0	0	0	0	0	0	0	0
3499. Totals (Lines 3401 through 3403 plus 3498)(Line 34 above)	0	0	0	0	0	0	0	0	0	0	0	0

(a) Finance and service charges not included in Lines 1 to 35 \$

(b) For health business on indicated lines report: Number of persons insured under PPO managed care products and number of persons insured under indemnity only products

19.TX



ANNUAL STATEMENT FOR THE YEAR 2025 OF THE TRUSTED RESOURCE UNDERWRITERS EXCHANGE OF OHIO

**EXHIBIT OF PREMIUMS AND LOSSES (Statutory Page 14)**

NAIC Group Code 5107

BUSINESS IN THE STATE OF Utah

DURING THE YEAR 2025

NAIC Company Code 38652

Line of Business	Gross Premiums, Including Policy and Membership Fees, Less Return Premiums and Premiums on Policies not Taken		3 Dividends Paid or Credited to Policyholders on Direct Business	4 Direct Unearned Premium Reserves	5 Direct Losses Paid (deducting salvage)	6 Direct Losses Incurred	7 Direct Losses Unpaid	8 Direct Defense and Cost Containment Expense Paid	9 Direct Defense and Cost Containment Expense Incurred	10 Direct Defense and Cost Containment Expense Unpaid	11 Commissions and Brokerage Expenses	12 Taxes, Licenses and Fees
	1 Direct Premiums Written	2 Direct Premiums Earned										
1. Fire												
2.1 Allied lines												
2.2 Multiple peril crop												
2.3 Federal flood												
2.4 Private crop												
2.5 Private flood												
3. Farmowners multiple peril												
4. Homeowners multiple peril												
5.1 Commercial multiple peril (non-liability portion)												
5.2 Commercial multiple peril (liability portion)												
6. Mortgage guaranty												
8. Ocean marine												
9.1 Inland marine												
9.2 Pet insurance plans												
10. Financial guaranty												
11.1 Medical professional liability - occurrence												
11.2 Medical professional liability - claims-made												
12. Earthquake												
13.1 Comprehensive (hospital and medical) ind (b)												
13.2 Comprehensive (hospital and medical) group (b)												
14. Credit A&H (group and Individual)												
15.1 Vision only (b)												
15.2 Dental only (b)												
15.3 Disability income (b)												
15.4 Medicare supplement (b)												
15.5 Medicaid Title XIX (b)												
15.6 Medicare Title XVIII (b)												
15.7 Long-term care (b)												
15.8 Federal employees health benefits plan (b)												
15.9 Other health (b)												
16. Workers' compensation												
17.1 Other liability - occurrence					424	(100)		107	(25)			
17.2 Other liability - claims-Made												
17.3 Excess workers' compensation												
18.1 Products liability - occurrence												
18.2 Products liability - claims-made												
19.1 Private passenger auto no-fault (personal injury protection)												
19.2 Other private passenger auto liability					49	(18)		4	(1)			
19.3 Commercial auto no-fault (personal injury protection)												
19.4 Other commercial auto liability												
21.1 Private passenger auto physical damage												
21.2 Commercial auto physical damage												
22. Aircraft (all perils)												
23. Fidelity												
24. Surety												
26. Burglary and theft												
27. Boiler and machinery												
28. Credit												
29. International												
30. Warranty												
31. Reins nonproportional assumed property	XXX	XXX	XXX	XXX	XXX	XXX	XXX	XXX	XXX	XXX	XXX	XXX
32. Reins nonproportional assumed liability	XXX	XXX	XXX	XXX	XXX	XXX	XXX	XXX	XXX	XXX	XXX	XXX
33. Reins nonproportional assumed financial lines	XXX	XXX	XXX	XXX	XXX	XXX	XXX	XXX	XXX	XXX	XXX	XXX
34. Aggregate write-ins for other lines of business	0	0	0	0	0	0	0	0	0	0	0	0
35. Total (a)	0	0	0	0	473	(118)	0	111	(26)	0	0	0
<b>DETAILS OF WRITE-INS</b>												
3401.												
3402.												
3403.												
3498. Summary of remaining write-ins for Line 34 from overflow page	0	0	0	0	0	0	0	0	0	0	0	0
3499. Totals (Lines 3401 through 3403 plus 3498)(Line 34 above)	0	0	0	0	0	0	0	0	0	0	0	0

(a) Finance and service charges not included in Lines 1 to 35 \$

(b) For health business on indicated lines report: Number of persons insured under PPO managed care products and number of persons insured under indemnity only products

19 UT



ANNUAL STATEMENT FOR THE YEAR 2025 OF THE TRUSTED RESOURCE UNDERWRITERS EXCHANGE OF OHIO

**EXHIBIT OF PREMIUMS AND LOSSES (Statutory Page 14)**

NAIC Group Code 5107

BUSINESS IN THE STATE OF Vermont

DURING THE YEAR 2025

NAIC Company Code 38652

Line of Business	Gross Premiums, Including Policy and Membership Fees, Less Return Premiums and Premiums on Policies not Taken		3 Dividends Paid or Credited to Policyholders on Direct Business	4 Direct Unearned Premium Reserves	5 Direct Losses Paid (deducting salvage)	6 Direct Losses Incurred	7 Direct Losses Unpaid	8 Direct Defense and Cost Containment Expense Paid	9 Direct Defense and Cost Containment Expense Incurred	10 Direct Defense and Cost Containment Expense Unpaid	11 Commissions and Brokerage Expenses	12 Taxes, Licenses and Fees
	1 Direct Premiums Written	2 Direct Premiums Earned										
1. Fire												
2.1 Allied lines												
2.2 Multiple peril crop												
2.3 Federal flood												
2.4 Private crop												
2.5 Private flood												
3. Farmowners multiple peril												
4. Homeowners multiple peril												
5.1 Commercial multiple peril (non-liability portion)												
5.2 Commercial multiple peril (liability portion)												
6. Mortgage guaranty												
8. Ocean marine												
9.1 Inland marine												
9.2 Pet insurance plans												
10. Financial guaranty												
11.1 Medical professional liability - occurrence												
11.2 Medical professional liability - claims-made												
12. Earthquake												
13.1 Comprehensive (hospital and medical) ind (b)												
13.2 Comprehensive (hospital and medical) group (b)												
14. Credit A&H (group and Individual)												
15.1 Vision only (b)												
15.2 Dental only (b)												
15.3 Disability income (b)												
15.4 Medicare supplement (b)												
15.5 Medicaid Title XIX (b)												
15.6 Medicare Title XVIII (b)												
15.7 Long-term care (b)												
15.8 Federal employees health benefits plan (b)												
15.9 Other health (b)												
16. Workers' compensation												
17.1 Other liability - occurrence					162	(58)		41	(15)			
17.2 Other liability - claims-Made												
17.3 Excess workers' compensation												
18.1 Products liability - occurrence												
18.2 Products liability - claims-made												
19.1 Private passenger auto no-fault (personal injury protection)												
19.2 Other private passenger auto liability						(5)						
19.3 Commercial auto no-fault (personal injury protection)												
19.4 Other commercial auto liability												
21.1 Private passenger auto physical damage												
21.2 Commercial auto physical damage												
22. Aircraft (all perils)												
23. Fidelity												
24. Surety												
26. Burglary and theft												
27. Boiler and machinery												
28. Credit												
29. International												
30. Warranty												
31. Reins nonproportional assumed property	XXX	XXX	XXX	XXX	XXX	XXX	XXX	XXX	XXX	XXX	XXX	XXX
32. Reins nonproportional assumed liability	XXX	XXX	XXX	XXX	XXX	XXX	XXX	XXX	XXX	XXX	XXX	XXX
33. Reins nonproportional assumed financial lines	XXX	XXX	XXX	XXX	XXX	XXX	XXX	XXX	XXX	XXX	XXX	XXX
34. Aggregate write-ins for other lines of business	0	0	0	0	0	0	0	0	0	0	0	0
35. Total (a)	0	0	0	0	162	(63)	0	41	(15)	0	0	0
<b>DETAILS OF WRITE-INS</b>												
3401.												
3402.												
3403.												
3498. Summary of remaining write-ins for Line 34 from overflow page	0	0	0	0	0	0	0	0	0	0	0	0
3499. Totals (Lines 3401 through 3403 plus 3498)(Line 34 above)	0	0	0	0	0	0	0	0	0	0	0	0

(a) Finance and service charges not included in Lines 1 to 35 \$ .....

(b) For health business on indicated lines report: Number of persons insured under PPO managed care products ..... and number of persons insured under indemnity only products .....

19.VT



ANNUAL STATEMENT FOR THE YEAR 2025 OF THE TRUSTED RESOURCE UNDERWRITERS EXCHANGE OF OHIO

**EXHIBIT OF PREMIUMS AND LOSSES (Statutory Page 14)**

NAIC Group Code 5107

BUSINESS IN THE STATE OF Virginia

DURING THE YEAR 2025

NAIC Company Code 38652

Line of Business	Gross Premiums, Including Policy and Membership Fees, Less Return Premiums and Premiums on Policies not Taken		3 Dividends Paid or Credited to Policyholders on Direct Business	4 Direct Unearned Premium Reserves	5 Direct Losses Paid (deducting salvage)	6 Direct Losses Incurred	7 Direct Losses Unpaid	8 Direct Defense and Cost Containment Expense Paid	9 Direct Defense and Cost Containment Expense Incurred	10 Direct Defense and Cost Containment Expense Unpaid	11 Commissions and Brokerage Expenses	12 Taxes, Licenses and Fees
	1 Direct Premiums Written	2 Direct Premiums Earned										
1. Fire						(27)			(2)			
2.1 Allied lines						(7)						
2.2 Multiple peril crop												
2.3 Federal flood												
2.4 Private crop												
2.5 Private flood												
3. Farmowners multiple peril												
4. Homeowners multiple peril					63	(133)		10	(14)			
5.1 Commercial multiple peril (non-liability portion)												
5.2 Commercial multiple peril (liability portion)												
6. Mortgage guaranty												
8. Ocean marine												
9.1 Inland marine												
9.2 Pet insurance plans												
10. Financial guaranty												
11.1 Medical professional liability - occurrence												
11.2 Medical professional liability - claims-made												
12. Earthquake												
13.1 Comprehensive (hospital and medical) ind (b)												
13.2 Comprehensive (hospital and medical) group (b)												
14. Credit A&H (group and Individual)												
15.1 Vision only (b)												
15.2 Dental only (b)												
15.3 Disability income (b)												
15.4 Medicare supplement (b)												
15.5 Medicaid Title XIX (b)												
15.6 Medicare Title XVIII (b)												
15.7 Long-term care (b)												
15.8 Federal employees health benefits plan (b)												
15.9 Other health (b)												
16. Workers' compensation												
17.1 Other liability - occurrence					1,679	(352)		424	(89)			
17.2 Other liability - claims-Made												
17.3 Excess workers' compensation												
18.1 Products liability - occurrence												
18.2 Products liability - claims-made												
19.1 Private passenger auto no-fault (personal injury protection)												
19.2 Other private passenger auto liability					98	(24)		9	(1)			
19.3 Commercial auto no-fault (personal injury protection)												
19.4 Other commercial auto liability												
21.1 Private passenger auto physical damage												
21.2 Commercial auto physical damage												
22. Aircraft (all perils)												
23. Fidelity												
24. Surety												
26. Burglary and theft												
27. Boiler and machinery												
28. Credit												
29. International												
30. Warranty												
31. Reins nonproportional assumed property	XXX	XXX	XXX	XXX	XXX	XXX	XXX	XXX	XXX	XXX	XXX	XXX
32. Reins nonproportional assumed liability	XXX	XXX	XXX	XXX	XXX	XXX	XXX	XXX	XXX	XXX	XXX	XXX
33. Reins nonproportional assumed financial lines	XXX	XXX	XXX	XXX	XXX	XXX	XXX	XXX	XXX	XXX	XXX	XXX
34. Aggregate write-ins for other lines of business	0	0	0	0	0	0	0	0	0	0	0	0
35. Total (a)	0	0	0	0	1,840	(543)	0	443	(106)	0	0	0
<b>DETAILS OF WRITE-INS</b>												
3401.												
3402.												
3403.												
3498. Summary of remaining write-ins for Line 34 from overflow page	0	0	0	0	0	0	0	0	0	0	0	0
3499. Totals (Lines 3401 through 3403 plus 3498)(Line 34 above)	0	0	0	0	0	0	0	0	0	0	0	0

(a) Finance and service charges not included in Lines 1 to 35 \$ .....

(b) For health business on indicated lines report: Number of persons insured under PPO managed care products ..... and number of persons insured under indemnity only products .....

19 VA



ANNUAL STATEMENT FOR THE YEAR 2025 OF THE TRUSTED RESOURCE UNDERWRITERS EXCHANGE OF OHIO

**EXHIBIT OF PREMIUMS AND LOSSES (Statutory Page 14)**

NAIC Group Code 5107

BUSINESS IN THE STATE OF Washington

DURING THE YEAR 2025

NAIC Company Code 38652

Line of Business	Gross Premiums, Including Policy and Membership Fees, Less Return Premiums and Premiums on Policies not Taken		3 Dividends Paid or Credited to Policyholders on Direct Business	4 Direct Unearned Premium Reserves	5 Direct Losses Paid (deducting salvage)	6 Direct Losses Incurred	7 Direct Losses Unpaid	8 Direct Defense and Cost Containment Expense Paid	9 Direct Defense and Cost Containment Expense Incurred	10 Direct Defense and Cost Containment Expense Unpaid	11 Commissions and Brokerage Expenses	12 Taxes, Licenses and Fees
	1 Direct Premiums Written	2 Direct Premiums Earned										
1. Fire					5,111	5,014		3	(2)			
2.1 Allied lines						(31)			(1)			
2.2 Multiple peril crop												
2.3 Federal flood												
2.4 Private crop												
2.5 Private flood												
3. Farmowners multiple peril												
4. Homeowners multiple peril					278,927	117,157		13,410	10,293			
5.1 Commercial multiple peril (non-liability portion)												
5.2 Commercial multiple peril (liability portion)												
6. Mortgage guaranty												
8. Ocean marine												
9.1 Inland marine												
9.2 Pet insurance plans												
10. Financial guaranty												
11.1 Medical professional liability - occurrence												
11.2 Medical professional liability - claims-made												
12. Earthquake												
13.1 Comprehensive (hospital and medical) ind (b)												
13.2 Comprehensive (hospital and medical) group (b)												
14. Credit A&H (group and Individual)												
15.1 Vision only (b)												
15.2 Dental only (b)												
15.3 Disability income (b)												
15.4 Medicare supplement (b)												
15.5 Medicaid Title XIX (b)												
15.6 Medicare Title XVIII (b)												
15.7 Long-term care (b)												
15.8 Federal employees health benefits plan (b)												
15.9 Other health (b)												
16. Workers' compensation												
17.1 Other liability - occurrence					1,887	(1,103)		477	(278)			
17.2 Other liability - claims-Made												
17.3 Excess workers' compensation												
18.1 Products liability - occurrence												
18.2 Products liability - claims-made												
19.1 Private passenger auto no-fault (personal injury protection)												
19.2 Other private passenger auto liability												
19.3 Commercial auto no-fault (personal injury protection)												
19.4 Other commercial auto liability												
21.1 Private passenger auto physical damage												
21.2 Commercial auto physical damage												
22. Aircraft (all perils)												
23. Fidelity												
24. Surety												
26. Burglary and theft												
27. Boiler and machinery												
28. Credit												
29. International												
30. Warranty												
31. Reins nonproportional assumed property	XXX	XXX	XXX	XXX	XXX	XXX	XXX	XXX	XXX	XXX	XXX	XXX
32. Reins nonproportional assumed liability	XXX	XXX	XXX	XXX	XXX	XXX	XXX	XXX	XXX	XXX	XXX	XXX
33. Reins nonproportional assumed financial lines	XXX	XXX	XXX	XXX	XXX	XXX	XXX	XXX	XXX	XXX	XXX	XXX
34. Aggregate write-ins for other lines of business	0	0	0	0	0	0	0	0	0	0	0	0
35. Total (a)	0	0	0	0	285,925	121,037	0	13,889	10,011	0	0	0
<b>DETAILS OF WRITE-INS</b>												
3401.												
3402.												
3403.												
3498. Summary of remaining write-ins for Line 34 from overflow page	0	0	0	0	0	0	0	0	0	0	0	0
3499. Totals (Lines 3401 through 3403 plus 3498)(Line 34 above)	0	0	0	0	0	0	0	0	0	0	0	0

(a) Finance and service charges not included in Lines 1 to 35 \$ .....

(b) For health business on indicated lines report: Number of persons insured under PPO managed care products ..... and number of persons insured under indemnity only products .....

19.WA



ANNUAL STATEMENT FOR THE YEAR 2025 OF THE TRUSTED RESOURCE UNDERWRITERS EXCHANGE OF OHIO

**EXHIBIT OF PREMIUMS AND LOSSES (Statutory Page 14)**

NAIC Group Code 5107

BUSINESS IN THE STATE OF West Virginia

DURING THE YEAR 2025

NAIC Company Code 38652

Line of Business	Gross Premiums, Including Policy and Membership Fees, Less Return Premiums and Premiums on Policies not Taken		3 Dividends Paid or Credited to Policyholders on Direct Business	4 Direct Unearned Premium Reserves	5 Direct Losses Paid (deducting salvage)	6 Direct Losses Incurred	7 Direct Losses Unpaid	8 Direct Defense and Cost Containment Expense Paid	9 Direct Defense and Cost Containment Expense Incurred	10 Direct Defense and Cost Containment Expense Unpaid	11 Commissions and Brokerage Expenses	12 Taxes, Licenses and Fees
	1 Direct Premiums Written	2 Direct Premiums Earned										
1. Fire					30	(97)		8	(14)			
2.1 Allied lines						(10,000)		3,738	3,738			
2.2 Multiple peril crop												
2.3 Federal flood												
2.4 Private crop												
2.5 Private flood												
3. Farmowners multiple peril												
4. Homeowners multiple peril												
5.1 Commercial multiple peril (non-liability portion)												
5.2 Commercial multiple peril (liability portion)												
6. Mortgage guaranty												
8. Ocean marine												
9.1 Inland marine												
9.2 Pet insurance plans												
10. Financial guaranty												
11.1 Medical professional liability - occurrence												
11.2 Medical professional liability - claims-made												
12. Earthquake												
13.1 Comprehensive (hospital and medical) ind (b)												
13.2 Comprehensive (hospital and medical) group (b)												
14. Credit A&H (group and Individual)												
15.1 Vision only (b)												
15.2 Dental only (b)												
15.3 Disability income (b)												
15.4 Medicare supplement (b)												
15.5 Medicaid Title XIX (b)												
15.6 Medicare Title XVIII (b)												
15.7 Long-term care (b)												
15.8 Federal employees health benefits plan (b)												
15.9 Other health (b)												
16. Workers' compensation												
17.1 Other liability - occurrence					1,495	(664)		1,812	(1,902)			
17.2 Other liability - claims-Made												
17.3 Excess workers' compensation												
18.1 Products liability - occurrence												
18.2 Products liability - claims-made												
19.1 Private passenger auto no-fault (personal injury protection)												
19.2 Other private passenger auto liability						(9)			(1)			
19.3 Commercial auto no-fault (personal injury protection)												
19.4 Other commercial auto liability												
21.1 Private passenger auto physical damage												
21.2 Commercial auto physical damage												
22. Aircraft (all perils)												
23. Fidelity												
24. Surety												
26. Burglary and theft												
27. Boiler and machinery												
28. Credit												
29. International												
30. Warranty												
31. Reins nonproportional assumed property	XXX	XXX	XXX	XXX	XXX	XXX	XXX	XXX	XXX	XXX	XXX	XXX
32. Reins nonproportional assumed liability	XXX	XXX	XXX	XXX	XXX	XXX	XXX	XXX	XXX	XXX	XXX	XXX
33. Reins nonproportional assumed financial lines	XXX	XXX	XXX	XXX	XXX	XXX	XXX	XXX	XXX	XXX	XXX	XXX
34. Aggregate write-ins for other lines of business	0	0	0	0	0	0	0	0	0	0	0	0
35. Total (a)	0	0	0	0	1,525	(10,770)	0	5,557	1,820	0	0	0
<b>DETAILS OF WRITE-INS</b>												
3401.												
3402.												
3403.												
3498. Summary of remaining write-ins for Line 34 from overflow page	0	0	0	0	0	0	0	0	0	0	0	0
3499. Totals (Lines 3401 through 3403 plus 3498)(Line 34 above)	0	0	0	0	0	0	0	0	0	0	0	0

(a) Finance and service charges not included in Lines 1 to 35 \$ .....

(b) For health business on indicated lines report: Number of persons insured under PPO managed care products ..... and number of persons insured under indemnity only products .....

19.WV



ANNUAL STATEMENT FOR THE YEAR 2025 OF THE TRUSTED RESOURCE UNDERWRITERS EXCHANGE OF OHIO

**EXHIBIT OF PREMIUMS AND LOSSES (Statutory Page 14)**

NAIC Group Code 5107

BUSINESS IN THE STATE OF Wisconsin

DURING THE YEAR 2025

NAIC Company Code 38652

Line of Business	Gross Premiums, Including Policy and Membership Fees, Less Return Premiums and Premiums on Policies not Taken		3 Dividends Paid or Credited to Policyholders on Direct Business	4 Direct Unearned Premium Reserves	5 Direct Losses Paid (deducting salvage)	6 Direct Losses Incurred	7 Direct Losses Unpaid	8 Direct Defense and Cost Containment Expense Paid	9 Direct Defense and Cost Containment Expense Incurred	10 Direct Defense and Cost Containment Expense Unpaid	11 Commissions and Brokerage Expenses	12 Taxes, Licenses and Fees
	1 Direct Premiums Written	2 Direct Premiums Earned										
1. Fire												
2.1 Allied lines												
2.2 Multiple peril crop												
2.3 Federal flood												
2.4 Private crop												
2.5 Private flood												
3. Farmowners multiple peril												
4. Homeowners multiple peril												
5.1 Commercial multiple peril (non-liability portion)												
5.2 Commercial multiple peril (liability portion)												
6. Mortgage guaranty												
8. Ocean marine												
9.1 Inland marine												
9.2 Pet insurance plans												
10. Financial guaranty												
11.1 Medical professional liability - occurrence												
11.2 Medical professional liability - claims-made												
12. Earthquake												
13.1 Comprehensive (hospital and medical) ind (b)												
13.2 Comprehensive (hospital and medical) group (b)												
14. Credit A&H (group and Individual)												
15.1 Vision only (b)												
15.2 Dental only (b)												
15.3 Disability income (b)												
15.4 Medicare supplement (b)												
15.5 Medicaid Title XIX (b)												
15.6 Medicare Title XVIII (b)												
15.7 Long-term care (b)												
15.8 Federal employees health benefits plan (b)												
15.9 Other health (b)												
16. Workers' compensation												
17.1 Other liability - occurrence												
17.2 Other liability - claims-Made												
17.3 Excess workers' compensation												
18.1 Products liability - occurrence												
18.2 Products liability - claims-made												
19.1 Private passenger auto no-fault (personal injury protection)												
19.2 Other private passenger auto liability												
19.3 Commercial auto no-fault (personal injury protection)												
19.4 Other commercial auto liability												
21.1 Private passenger auto physical damage												
21.2 Commercial auto physical damage												
22. Aircraft (all perils)												
23. Fidelity												
24. Surety												
26. Burglary and theft												
27. Boiler and machinery												
28. Credit												
29. International												
30. Warranty												
31. Reins nonproportional assumed property	XXX	XXX	XXX	XXX	XXX	XXX	XXX	XXX	XXX	XXX	XXX	XXX
32. Reins nonproportional assumed liability	XXX	XXX	XXX	XXX	XXX	XXX	XXX	XXX	XXX	XXX	XXX	XXX
33. Reins nonproportional assumed financial lines	XXX	XXX	XXX	XXX	XXX	XXX	XXX	XXX	XXX	XXX	XXX	XXX
34. Aggregate write-ins for other lines of business	0	0	0	0	0	0	0	0	0	0	0	0
35. Total (a)	0	0	0	0	0	0	0	0	0	0	0	0
<b>DETAILS OF WRITE-INS</b>												
3401.												
3402.												
3403.												
3498. Summary of remaining write-ins for Line 34 from overflow page	0	0	0	0	0	0	0	0	0	0	0	0
3499. Totals (Lines 3401 through 3403 plus 3498)(Line 34 above)	0	0	0	0	0	0	0	0	0	0	0	0

(a) Finance and service charges not included in Lines 1 to 35 \$

(b) For health business on indicated lines report: Number of persons insured under PPO managed care products and number of persons insured under indemnity only products

19.W1



ANNUAL STATEMENT FOR THE YEAR 2025 OF THE TRUSTED RESOURCE UNDERWRITERS EXCHANGE OF OHIO

**EXHIBIT OF PREMIUMS AND LOSSES (Statutory Page 14)**

NAIC Group Code 5107

BUSINESS IN THE STATE OF Wyoming

DURING THE YEAR 2025

NAIC Company Code 38652

Line of Business	Gross Premiums, Including Policy and Membership Fees, Less Return Premiums and Premiums on Policies not Taken		3 Dividends Paid or Credited to Policyholders on Direct Business	4 Direct Unearned Premium Reserves	5 Direct Losses Paid (deducting salvage)	6 Direct Losses Incurred	7 Direct Losses Unpaid	8 Direct Defense and Cost Containment Expense Paid	9 Direct Defense and Cost Containment Expense Incurred	10 Direct Defense and Cost Containment Expense Unpaid	11 Commissions and Brokerage Expenses	12 Taxes, Licenses and Fees
	1 Direct Premiums Written	2 Direct Premiums Earned										
1. Fire												
2.1 Allied lines												
2.2 Multiple peril crop												
2.3 Federal flood												
2.4 Private crop												
2.5 Private flood												
3. Farmowners multiple peril												
4. Homeowners multiple peril												
5.1 Commercial multiple peril (non-liability portion)												
5.2 Commercial multiple peril (liability portion)												
6. Mortgage guaranty												
8. Ocean marine												
9.1 Inland marine												
9.2 Pet insurance plans												
10. Financial guaranty												
11.1 Medical professional liability - occurrence												
11.2 Medical professional liability - claims-made												
12. Earthquake												
13.1 Comprehensive (hospital and medical) ind (b)												
13.2 Comprehensive (hospital and medical) group (b)												
14. Credit A&H (group and Individual)												
15.1 Vision only (b)												
15.2 Dental only (b)												
15.3 Disability income (b)												
15.4 Medicare supplement (b)												
15.5 Medicaid Title XIX (b)												
15.6 Medicare Title XVIII (b)												
15.7 Long-term care (b)												
15.8 Federal employees health benefits plan (b)												
15.9 Other health (b)												
16. Workers' compensation												
17.1 Other liability - occurrence					262	(76)		66	(20)			
17.2 Other liability - claims-Made												
17.3 Excess workers' compensation												
18.1 Products liability - occurrence												
18.2 Products liability - claims-made												
19.1 Private passenger auto no-fault (personal injury protection)												
19.2 Other private passenger auto liability					19	13		2	2			
19.3 Commercial auto no-fault (personal injury protection)												
19.4 Other commercial auto liability												
21.1 Private passenger auto physical damage												
21.2 Commercial auto physical damage												
22. Aircraft (all perils)												
23. Fidelity												
24. Surety												
26. Burglary and theft												
27. Boiler and machinery												
28. Credit												
29. International												
30. Warranty												
31. Reins nonproportional assumed property	XXX	XXX	XXX	XXX	XXX	XXX	XXX	XXX	XXX	XXX	XXX	XXX
32. Reins nonproportional assumed liability	XXX	XXX	XXX	XXX	XXX	XXX	XXX	XXX	XXX	XXX	XXX	XXX
33. Reins nonproportional assumed financial lines	XXX	XXX	XXX	XXX	XXX	XXX	XXX	XXX	XXX	XXX	XXX	XXX
34. Aggregate write-ins for other lines of business	0	0	0	0	0	0	0	0	0	0	0	0
35. Total (a)	0	0	0	0	281	(63)	0	68	(18)	0	0	0
<b>DETAILS OF WRITE-INS</b>												
3401.												
3402.												
3403.												
3498. Summary of remaining write-ins for Line 34 from overflow page	0	0	0	0	0	0	0	0	0	0	0	0
3499. Totals (Lines 3401 through 3403 plus 3498)(Line 34 above)	0	0	0	0	0	0	0	0	0	0	0	0

(a) Finance and service charges not included in Lines 1 to 35 \$

(b) For health business on indicated lines report: Number of persons insured under PPO managed care products and number of persons insured under indemnity only products

19.WV



ANNUAL STATEMENT FOR THE YEAR 2025 OF THE TRUSTED RESOURCE UNDERWRITERS EXCHANGE OF OHIO

**EXHIBIT OF PREMIUMS AND LOSSES (Statutory Page 14)**

NAIC Group Code 5107

BUSINESS IN THE STATE OF Grand Total

DURING THE YEAR 2025

NAIC Company Code 38652

Line of Business	Gross Premiums, Including Policy and Membership Fees, Less Return Premiums and Premiums on Policies not Taken		3 Dividends Paid or Credited to Policyholders on Direct Business	4 Direct Unearned Premium Reserves	5 Direct Losses Paid (deducting salvage)	6 Direct Losses Incurred	7 Direct Losses Unpaid	8 Direct Defense and Cost Containment Expense Paid	9 Direct Defense and Cost Containment Expense Incurred	10 Direct Defense and Cost Containment Expense Unpaid	11 Commissions and Brokerage Expenses	12 Taxes, Licenses and Fees
	1 Direct Premiums Written	2 Direct Premiums Earned										
1. Fire	(33) 5,160	0	0	0	106,550	(1,470)	0	19,633	641	0	0	0
2.1 Allied lines	(23) 3,556	0	0	0	128,288	(37,997)	0	17,236	11,733	0	0	0
2.2 Multiple peril crop	0	0	0	0	0	0	0	0	0	0	0	0
2.3 Federal flood	0	0	0	0	0	0	0	0	0	0	0	0
2.4 Private crop	0	0	0	0	0	0	0	0	0	0	0	0
2.5 Private flood	0	0	0	0	0	0	0	0	0	0	0	0
3. Farmowners multiple peril	0	0	0	0	0	0	0	0	0	0	0	0
4. Homeowners multiple peril	0	0	0	0	526,096	(9,723)	0	80,771	29,001	0	0	0
5.1 Commercial multiple peril (non-liability portion)	0	0	0	0	0	0	0	0	0	0	0	0
5.2 Commercial multiple peril (liability portion)	0	0	0	0	0	0	0	0	0	0	0	0
6. Mortgage guaranty	0	0	0	0	0	0	0	0	0	0	0	0
8. Ocean marine	0	0	0	0	0	0	0	0	0	0	0	0
9.1 Inland marine	0	0	0	0	(1,862)	(1,956)	0	3	(4)	0	0	0
9.2 Pet insurance plans	0	0	0	0	0	0	0	0	0	0	0	0
10. Financial guaranty	0	0	0	0	0	0	0	0	0	0	0	0
11.1 Medical professional liability - occurrence	0	0	0	0	0	0	0	0	0	0	0	0
11.2 Medical professional liability - claims-made	0	0	0	0	0	0	0	0	0	0	0	0
12. Earthquake	0	0	0	0	0	0	0	0	0	0	0	0
13.1 Comprehensive (hospital and medical) ind (b)	0	0	0	0	0	0	0	0	0	0	0	0
13.2 Comprehensive (hospital and medical) group (b)	0	0	0	0	0	0	0	0	0	0	0	0
14. Credit A&H (group and Individual)	0	0	0	0	0	0	0	0	0	0	0	0
15.1 Vision only (b)	0	0	0	0	0	0	0	0	0	0	0	0
15.2 Dental only (b)	0	0	0	0	0	0	0	0	0	0	0	0
15.3 Disability income (b)	0	0	0	0	0	0	0	0	0	0	0	0
15.4 Medicare supplement (b)	0	0	0	0	0	0	0	0	0	0	0	0
15.5 Medicaid Title XIX (b)	0	0	0	0	0	0	0	0	0	0	0	0
15.6 Medicare Title XVIII (b)	0	0	0	0	0	0	0	0	0	0	0	0
15.7 Long-term care (b)	0	0	0	0	0	0	0	0	0	0	0	0
15.8 Federal employees health benefits plan (b)	0	0	0	0	0	0	0	0	0	0	0	0
15.9 Other health (b)	0	0	0	0	0	0	0	0	0	0	0	0
16. Workers' compensation	0	0	0	0	0	0	0	0	0	0	0	0
17.1 Other liability - occurrence	(4) 450	0	0	0	1,578,161	(18,726)	0	215,616	(54,461)	0	0	0
17.2 Other liability - claims-Made	0	0	0	0	0	0	0	0	0	0	0	0
17.3 Excess workers' compensation	0	0	0	0	0	0	0	0	0	0	0	0
18.1 Products liability - occurrence	0	0	0	0	0	0	0	0	0	0	0	0
18.2 Products liability - claims-made	0	0	0	0	0	0	0	0	0	0	0	0
19.1 Private passenger auto no-fault (personal injury protection)	0	0	0	0	179	(177)	0	16	(11)	0	0	0
19.2 Other private passenger auto liability	0	0	0	0	3,171	(2,791)	0	577	108	0	0	0
19.3 Commercial auto no-fault (personal injury protection)	0	0	0	0	0	0	0	0	0	0	0	0
19.4 Other commercial auto liability	0	0	0	0	0	0	0	0	0	0	0	0
21.1 Private passenger auto physical damage	0	0	0	0	(751)	(708)	0	0	0	0	0	0
21.2 Commercial auto physical damage	0	0	0	0	0	0	0	0	0	0	0	0
22. Aircraft (all perils)	0	0	0	0	0	0	0	0	0	0	0	0
23. Fidelity	0	0	0	0	0	0	0	0	0	0	0	0
24. Surety	0	0	0	0	0	0	0	0	0	0	0	0
26. Burglary and theft	0	0	0	0	0	0	0	0	0	0	0	0
27. Boiler and machinery	0	0	0	0	0	0	0	0	0	0	0	0
28. Credit	0	0	0	0	0	0	0	0	0	0	0	0
29. International	0	0	0	0	0	0	0	0	0	0	0	0
30. Warranty	0	0	0	0	0	0	0	0	0	0	0	0
31. Reins nonproportional assumed property	XXX	XXX	XXX	XXX	XXX	XXX	XXX	XXX	XXX	XXX	XXX	XXX
32. Reins nonproportional assumed liability	XXX	XXX	XXX	XXX	XXX	XXX	XXX	XXX	XXX	XXX	XXX	XXX
33. Reins nonproportional assumed financial lines	XXX	XXX	XXX	XXX	XXX	XXX	XXX	XXX	XXX	XXX	XXX	XXX
34. Aggregate write-ins for other lines of business	0	0	0	0	0	0	0	0	0	0	0	0
35. Total (a)	(60) 9,166	0	0	0	2,339,832	(73,548)	0	333,852	(12,992)	0	0	0
<b>DETAILS OF WRITE-INS</b>												
3401.												
3402.												
3403.												
3498. Summary of remaining write-ins for Line 34 from overflow page	0	0	0	0	0	0	0	0	0	0	0	0
3499. Totals (Lines 3401 through 3403 plus 3498)(Line 34 above)	0	0	0	0	0	0	0	0	0	0	0	0

(a) Finance and service charges not included in Lines 1 to 35 \$ 0

(b) For health business on indicated lines report: Number of persons insured under PPO managed care products 0 and number of persons insured under indemnity only products 0

19.GT





ANNUAL STATEMENT FOR THE YEAR 2025 OF THE TRUSTED RESOURCE UNDERWRITERS EXCHANGE OF OHIO

**SCHEDULE F - PART 3**

Ceded Reinsurance as of December 31, Current Year (\$000 Omitted)

1 ID Number	2 NAIC Com- pany Code	3 Name of Reinsurer	4 Domiciliary Jurisdiction	5 Special Code	6 Reinsurance Premiums Ceded	Reinsurance Recoverable On									16 Amount in Dispute included in Column 15	Reinsurance Payable		19 Net Amount Recoverable From Reinsurers Cols. 15 - [17 + 18]	20 Funds Held by Company Under Reinsurance Treaties	
						7 Paid Losses	8 Paid LAE	9 Known Case Loss Reserves	10 Known Case LAE Reserves	11 IBNR Loss Reserves	12 IBNR LAE Reserves	13 Unearned Premiums	14 Contingent Commis- sions	15 Columns 7 through 14 Totals		17 Ceded Balances Payable	18 Other Amounts Due to Reinsurers			
0499999		Total authorized - affiliates - U.S. non-pool			0	0	0	0	0	0	0	0	0	0	0	0	0	0	0	0
0799999		Total authorized - affiliates - other (non-U.S.)			0	0	0	0	0	0	0	0	0	0	0	0	0	0	0	0
0899999		Total authorized - affiliates			0	0	0	0	0	0	0	0	0	0	0	0	0	0	0	0
1499999		Total authorized excluding Protected Cells (Sum of 0899999, 0999999, 1099999, 1199999 and 1299999)			0	0	0	0	0	0	0	0	0	0	0	0	0	0	0	0
1899999		Total unauthorized - affiliates - U.S. non-pool			0	0	0	0	0	0	0	0	0	0	0	0	0	0	0	0
2199999		Total unauthorized - affiliates - other (non-U.S.)			0	0	0	0	0	0	0	0	0	0	0	0	0	0	0	0
2299999		Total unauthorized - affiliates			0	0	0	0	0	0	0	0	0	0	0	0	0	0	0	0
2899999		Total unauthorized excluding Protected Cells (Sum of 2299999, 2399999, 2499999, 2599999 and 2699999)			0	0	0	0	0	0	0	0	0	0	0	0	0	0	0	0
3299999		Total certified - affiliates - U.S. non-pool			0	0	0	0	0	0	0	0	0	0	0	0	0	0	0	0
3599999		Total certified - affiliates - other (non-U.S.)			0	0	0	0	0	0	0	0	0	0	0	0	0	0	0	0
3699999		Total certified - affiliates			0	0	0	0	0	0	0	0	0	0	0	0	0	0	0	0
4299999		Total certified excluding Protected Cells (Sum of 3699999, 3799999, 3899999, 3999999 and 4099999)			0	0	0	0	0	0	0	0	0	0	0	0	0	0	0	0
4699999		Total reciprocal jurisdiction - affiliates - U.S. non-pool			0	0	0	0	0	0	0	0	0	0	0	0	0	0	0	0
4999999		Total reciprocal jurisdiction - affiliates - other (non-U.S.)			0	0	0	0	0	0	0	0	0	0	0	0	0	0	0	0
5099999		Total reciprocal jurisdiction - affiliates			0	0	0	0	0	0	0	0	0	0	0	0	0	0	0	0
5699999		Total reciprocal jurisdiction excluding Protected Cells (Sum of 5099999, 5199999, 5299999, 5399999 and 5499999)			0	0	0	0	0	0	0	0	0	0	0	0	0	0	0	0
5799999		Total authorized, unauthorized, reciprocal jurisdiction and certified excluding Protected Cells (Sum of 1499999, 2899999, 4299999 and 5699999)			0	0	0	0	0	0	0	0	0	0	0	0	0	0	0	0
5899999		Total Protected Cells (Sum of 1399999, 2799999, 4199999 and 5599999)			0	0	0	0	0	0	0	0	0	0	0	0	0	0	0	0
9999999		Totals			0	0	0	0	0	0	0	0	0	0	0	0	0	0	0	0

ANNUAL STATEMENT FOR THE YEAR 2025 OF THE TRUSTED RESOURCE UNDERWRITERS EXCHANGE OF OHIO

**SCHEDULE F - PART 3 (Continued)**

Ceded Reinsurance as of December 31, Current Year (\$000 Omitted)  
(Credit Risk)

ID Number From Col. 1	Name of Reinsurer From Col. 3	Collateral				25 Total Funds Held, Payables & Collateral	26 Net Recoverable Net of Funds Held & Collateral	27 Applicable Sch. F Penalty (Col. 78)	Ceded Reinsurance Credit Risk								
		21 Multiple Beneficiary Trusts	22 Letters of Credit	23 Issuing or Confirming Bank Reference Number	24 Single Beneficiary Trusts & Other Allowable Collateral				28 Total Amount Recoverable from Reinsurers Less Penalty (Cols. 15-27)	29 Stressed Recoverable (Col. 28 * 120%)	30 Reinsurance Payable & Funds Held (Cols. 17+18+20; but not in excess of Col. 29)	31 Stressed Net Recoverable (Cols. 29-30)	32 Total Collateral (Cols. 21+22 + 24, not in Excess of Col. 31)	33 Stressed Net Recoverable Net of Collateral Offsets (Cols. 31-32)	34 Reinsurer Designation Equivalent	35 Credit Risk on Collateralized Recoverables (Col. 32 * Factor Applicable to Reinsurer Designation Equivalent in Col. 34)	36 Credit Risk on Un-collateralized Recoverables (Col. 33 * Factor Applicable to Reinsurer Designation Equivalent in Col. 34)
0499999. Total authorized - affiliates - U.S. non-pool		0	0	XXX	0	0	0	0	XXX	XXX	XXX	XXX	XXX	XXX	XXX	XXX	XXX
0799999. Total authorized - affiliates - other (non-U.S.)		0	0	XXX	0	0	0	0	0	0	0	0	0	0	XXX	0	0
0899999. Total authorized - affiliates		0	0	XXX	0	0	0	0	0	0	0	0	0	0	XXX	0	0
1499999. Total authorized excluding Protected Cells (Sum of 0899999, 0999999, 1099999, 1199999 and 1299999)		0	0	XXX	0	0	0	0	0	0	0	0	0	0	XXX	0	0
1899999. Total unauthorized - affiliates - U.S. non-pool		0	0	XXX	0	0	0	0	XXX	XXX	XXX	XXX	XXX	XXX	XXX	XXX	XXX
2199999. Total unauthorized - affiliates - other (non-U.S.)		0	0	XXX	0	0	0	0	0	0	0	0	0	0	XXX	0	0
2299999. Total unauthorized - affiliates		0	0	XXX	0	0	0	0	0	0	0	0	0	0	XXX	0	0
2899999. Total unauthorized excluding Protected Cells (Sum of 2299999, 2399999, 2499999, 2599999 and 2699999)		0	0	XXX	0	0	0	0	0	0	0	0	0	0	XXX	0	0
3299999. Total certified - affiliates - U.S. non-pool		0	0	XXX	0	0	0	0	XXX	XXX	XXX	XXX	XXX	XXX	XXX	XXX	XXX
3599999. Total certified - affiliates - other (non-U.S.)		0	0	XXX	0	0	0	0	0	0	0	0	0	0	XXX	0	0
3699999. Total certified - affiliates		0	0	XXX	0	0	0	0	0	0	0	0	0	0	XXX	0	0
4299999. Total certified excluding Protected Cells (Sum of 3699999, 3799999, 3899999, 3999999 and 4099999)		0	0	XXX	0	0	0	0	0	0	0	0	0	0	XXX	0	0
4699999. Total reciprocal jurisdiction - affiliates - U.S. non-pool		0	0	XXX	0	0	0	0	XXX	XXX	XXX	XXX	XXX	XXX	XXX	XXX	XXX
4999999. Total reciprocal jurisdiction - affiliates - other (non-U.S.)		0	0	XXX	0	0	0	0	0	0	0	0	0	0	XXX	0	0
5099999. Total reciprocal jurisdiction - affiliates		0	0	XXX	0	0	0	0	0	0	0	0	0	0	XXX	0	0
5699999. Total reciprocal jurisdiction excluding Protected Cells (Sum of 5099999, 5199999, 5299999, 5399999 and 5499999)		0	0	XXX	0	0	0	0	0	0	0	0	0	0	XXX	0	0
5799999. Total authorized, unauthorized, reciprocal jurisdiction and certified excluding Protected Cells (Sum of 1499999, 2899999, 4299999 and 5699999)		0	0	XXX	0	0	0	0	0	0	0	0	0	0	XXX	0	0
5899999. Total Protected Cells (Sum of 1399999, 2799999, 4199999 and 5599999)		0	0	XXX	0	0	0	0	XXX	XXX	XXX	XXX	XXX	XXX	XXX	XXX	XXX
.....	.....	.....	.....	.....	.....	.....	.....	.....	.....	.....	.....	.....	.....	.....	.....	.....	.....
.....	.....	.....	.....	.....	.....	.....	.....	.....	.....	.....	.....	.....	.....	.....	.....	.....	.....
.....	.....	.....	.....	.....	.....	.....	.....	.....	.....	.....	.....	.....	.....	.....	.....	.....	.....
9999999 Totals		0	0	XXX	0	0	0	0	0	0	0	0	0	0	XXX	0	0

ANNUAL STATEMENT FOR THE YEAR 2025 OF THE TRUSTED RESOURCE UNDERWRITERS EXCHANGE OF OHIO

**SCHEDULE F - PART 3 (Continued)**

Ceded Reinsurance as of December 31, Current Year (\$000 Omitted)  
(Aging of Ceded Reinsurance)

ID Number From Col. 1	Name of Reinsurer From Col. 3	Reinsurance Recoverable on Paid Losses and Paid Loss Adjustment Expenses							44 Total Recoverable on Paid Losses & LAE Amounts in Dispute Included in Col. 43	45 Recoverable on Paid Losses & LAE Over 90 Days Past Due Amounts Included in Cols. 40 & 41	46 Total Recoverable on Paid Losses & LAE Amounts Not in Dispute (Cols 43-44)	47 Recoverable on Paid Losses & LAE Over 90 Days Past Due Amounts Not in Dispute (Cols. 40 + 41 - 45)	48 Amounts Received Prior 90 Days	49 Percentage Overdue Col. 42/Col. 43	50 Percentage of Amounts More Than 90 Days Overdue Not in Dispute (Col. 47/(Cols. 46+48))	51 Percentage More Than 120 Days Overdue (Col. 41/ Col. 43)	52 Is the Amount in Col. 50 Less Than 20%? (Yes or No)	53 Amounts in Col. 47 for Reinsurers with Values Less Than 20% in Col. 50
		37	Overdue				43 Total Due Cols. 37+42 (In total should equal Cols. 7+8)											
		Current	38 1 - 29 Days	39 30 - 90 Days	40 91 - 120 Days	41 Over 120 Days		42 Total Overdue Cols. 38+39 +40+41										
0499999. Total authorized - affiliates - U.S. non-pool		0	0	0	0	0	0	0	0	0	0	0	0.0	0.0	0.0	0.0	XXX	0
0799999. Total authorized - affiliates - other (non-U.S.)		0	0	0	0	0	0	0	0	0	0	0	0.0	0.0	0.0	0.0	XXX	0
0899999. Total authorized - affiliates		0	0	0	0	0	0	0	0	0	0	0	0.0	0.0	0.0	0.0	XXX	0
1499999. Total authorized excluding Protected Cells (Sum of 0899999, 0999999, 1099999, 1199999 and 1299999)		0	0	0	0	0	0	0	0	0	0	0	0.0	0.0	0.0	0.0	XXX	0
1899999. Total unauthorized - affiliates - U.S. non-pool		0	0	0	0	0	0	0	0	0	0	0	0.0	0.0	0.0	0.0	XXX	0
2199999. Total unauthorized - affiliates - other (non-U.S.)		0	0	0	0	0	0	0	0	0	0	0	0.0	0.0	0.0	0.0	XXX	0
2299999. Total unauthorized - affiliates		0	0	0	0	0	0	0	0	0	0	0	0.0	0.0	0.0	0.0	XXX	0
2899999. Total unauthorized excluding Protected Cells (Sum of 2299999, 2399999, 2499999, 2599999 and 2699999)		0	0	0	0	0	0	0	0	0	0	0	0.0	0.0	0.0	0.0	XXX	0
3299999. Total certified - affiliates - U.S. non-pool		0	0	0	0	0	0	0	0	0	0	0	0.0	0.0	0.0	0.0	XXX	0
3599999. Total certified - affiliates - other (non-U.S.)		0	0	0	0	0	0	0	0	0	0	0	0.0	0.0	0.0	0.0	XXX	0
3699999. Total certified - affiliates		0	0	0	0	0	0	0	0	0	0	0	0.0	0.0	0.0	0.0	XXX	0
4299999. Total certified excluding Protected Cells (Sum of 3699999, 3799999, 3899999, 3999999 and 4099999)		0	0	0	0	0	0	0	0	0	0	0	0.0	0.0	0.0	0.0	XXX	0
4699999. Total reciprocal jurisdiction - affiliates - U.S. non-pool		0	0	0	0	0	0	0	0	0	0	0	0.0	0.0	0.0	0.0	XXX	0
4999999. Total reciprocal jurisdiction - affiliates - other (non-U.S.)		0	0	0	0	0	0	0	0	0	0	0	0.0	0.0	0.0	0.0	XXX	0
5099999. Total reciprocal jurisdiction - affiliates		0	0	0	0	0	0	0	0	0	0	0	0.0	0.0	0.0	0.0	XXX	0
5699999. Total reciprocal jurisdiction excluding Protected Cells (Sum of 5099999, 5199999, 5299999, 5399999 and 5499999)		0	0	0	0	0	0	0	0	0	0	0	0.0	0.0	0.0	0.0	XXX	0
5799999. Total authorized, unauthorized, reciprocal jurisdiction and certified excluding Protected Cells (Sum of 1499999, 2899999, 4299999 and 5699999)		0	0	0	0	0	0	0	0	0	0	0	0.0	0.0	0.0	0.0	XXX	0
5899999. Total Protected Cells (Sum of 1399999, 2799999, 4199999 and 5599999)		0	0	0	0	0	0	0	0	0	0	0	0.0	0.0	0.0	0.0	XXX	0
.....																		
.....																		
.....																		
9999999 Totals		0	0	0	0	0	0	0	0	0	0	0	0.0	0.0	0.0	0.0	XXX	0

ANNUAL STATEMENT FOR THE YEAR 2025 OF THE TRUSTED RESOURCE UNDERWRITERS EXCHANGE OF OHIO

**SCHEDULE F - PART 3 (Continued)**

Ceded Reinsurance as of December 31, Current Year (\$000 Omitted)  
(Provision for Reinsurance for Certified Reinsurers)

ID Number From Col. 1	Name of Reinsurer From Col. 3	Provision for Certified Reinsurance											Complete if Col. 52 = "No"; Otherwise Enter 0			69 Provision for Overdue Reinsurance Ceded to Certified Reinsurers (Greater of [Col. 62 + Col. 65] or Col.68; not to Exceed Col. 63)	
		54	55	56	57	58	59	60	61	62	63	64	65	66	67		68
		Certified Reinsurer Rating (1 through 6)	Effective Date of Certified Reinsurer Rating	Percent Collateral Required for Full Credit (0% through 100%)	Catastrophe Recoverables Qualifying for Collateral Deferral	Net Recoverables Subject to Collateral Requirements for Full Credit (Col. 19 - Col. 57)	Dollar Amount of Collateral Required (Col. 56 * Col. 58)	Percent of Collateral Provided for Net Recoverables Subject to Collateral Requirements ([Col. 20 + Col. 21 + Col. 24] / Col. 58)	Percent Credit Allowed on Net Recoverables Subject to Collateral Requirements (Col. 60 / Col. 56, not to exceed 100%)	20% of Recoverable on Paid Losses & LAE Over 90 Days Past Due Amounts in Dispute (Col. 45 * 20%)	Amount of Credit Allowed for Net Recoverables (Col. 57 + [Col. 58 * Col. 61])	Provision for Reinsurance with Certified Reinsurers Due to Collateral Deficiency (Col. 19 - Col. 63)	20% of Recoverable on Paid Losses & LAE Over 90 Days Past Due Amounts Not in Dispute (Col. 47 * 20%)	Total Collateral Provided (Col. 20 + Col. 21 + Col. 24, not to Exceed Col. 63)	Net Unrecoverable for Which Credit is Allowed (Col. 63 - Col. 66)		20% of Amount in Col. 67
0499999. Total authorized - affiliates - U.S. non-pool		XXX		XXX	XXX	XXX	XXX	XXX	XXX	XXX	XXX	XXX	XXX	XXX	XXX	XXX	XXX
0799999. Total authorized - affiliates - other (non-U.S.)		XXX		XXX	XXX	XXX	XXX	XXX	XXX	XXX	XXX	XXX	XXX	XXX	XXX	XXX	XXX
0899999. Total authorized - affiliates		XXX		XXX	XXX	XXX	XXX	XXX	XXX	XXX	XXX	XXX	XXX	XXX	XXX	XXX	XXX
1499999. Total authorized excluding Protected Cells (Sum of 0899999, 0999999, 1099999, 1199999 and 1299999)		XXX		XXX	XXX	XXX	XXX	XXX	XXX	XXX	XXX	XXX	XXX	XXX	XXX	XXX	XXX
1899999. Total unauthorized - affiliates - U.S. non-pool		XXX		XXX	XXX	XXX	XXX	XXX	XXX	XXX	XXX	XXX	XXX	XXX	XXX	XXX	XXX
2199999. Total unauthorized - affiliates - other (non-U.S.)		XXX		XXX	XXX	XXX	XXX	XXX	XXX	XXX	XXX	XXX	XXX	XXX	XXX	XXX	XXX
2299999. Total unauthorized - affiliates		XXX		XXX	XXX	XXX	XXX	XXX	XXX	XXX	XXX	XXX	XXX	XXX	XXX	XXX	XXX
2899999. Total unauthorized excluding Protected Cells (Sum of 2299999, 2399999, 2499999, 2599999 and 2699999)		XXX		XXX	XXX	XXX	XXX	XXX	XXX	XXX	XXX	XXX	XXX	XXX	XXX	XXX	XXX
3299999. Total certified - affiliates - U.S. non-pool		XXX		0	0	0	0	XXX	XXX	0	0	0	0	0	0	0	0
3599999. Total certified - affiliates - other (non-U.S.)		XXX		0	0	0	0	XXX	XXX	0	0	0	0	0	0	0	0
3699999. Total certified - affiliates		XXX		0	0	0	0	XXX	XXX	0	0	0	0	0	0	0	0
4299999. Total certified excluding Protected Cells (Sum of 3699999, 3799999, 3899999, 3999999 and 4099999)		XXX		0	0	0	0	XXX	XXX	0	0	0	0	0	0	0	0
4699999. Total reciprocal jurisdiction - affiliates - U.S. non-pool		XXX		XXX	XXX	XXX	XXX	XXX	XXX	XXX	XXX	XXX	XXX	XXX	XXX	XXX	XXX
4999999. Total reciprocal jurisdiction - affiliates - other (non-U.S.)		XXX		XXX	XXX	XXX	XXX	XXX	XXX	XXX	XXX	XXX	XXX	XXX	XXX	XXX	XXX
5099999. Total reciprocal jurisdiction - affiliates		XXX		XXX	XXX	XXX	XXX	XXX	XXX	XXX	XXX	XXX	XXX	XXX	XXX	XXX	XXX
5699999. Total reciprocal jurisdiction excluding Protected Cells (Sum of 5099999, 5199999, 5299999, 5399999 and 5499999)		XXX		XXX	XXX	XXX	XXX	XXX	XXX	XXX	XXX	XXX	XXX	XXX	XXX	XXX	XXX
5799999. Total authorized, unauthorized, reciprocal jurisdiction and certified excluding Protected Cells (Sum of 1499999, 2899999, 4299999 and 5699999)		XXX		0	0	0	0	XXX	XXX	0	0	0	0	0	0	0	0
5899999. Total Protected Cells (Sum of 1399999, 2799999, 4199999 and 5599999)		XXX		0	0	0	0	XXX	XXX	0	0	0	0	0	0	0	0
.....																	
.....																	
.....																	
9999999 Totals		XXX		0	0	0	0	XXX	XXX	0	0	0	0	0	0	0	0

25

ANNUAL STATEMENT FOR THE YEAR 2025 OF THE TRUSTED RESOURCE UNDERWRITERS EXCHANGE OF OHIO

**SCHEDULE F - PART 3 (Continued)**

Ceded Reinsurance as of December 31, Current Year (\$000 Omitted)  
(Total Provision for Reinsurance)

ID Number From Col. 1	Name of Reinsurer From Col. 3	70 20% of Recoverable on Paid Losses & LAE Over 90 Days past Due Amounts Not in Dispute (Col. 47 * 20%)	70 Provision for Unauthorized Reinsurance		Provision for Overdue Authorized and Reciprocal Jurisdiction Reinsurance		Total Provision for Reinsurance			
			71 Provision for Reinsurance with Unauthorized Reinsurers Due to Collateral Deficiency (Col. 26)	72 Provision for Overdue Reinsurance from Unauthorized Reinsurers and Amounts in Dispute (Col. 70 + 20% of the Amount in Col. 16)	73 Complete if Col. 52 = "Yes"; Otherwise Enter 0  20% of Recoverable on Paid Losses & LAE Over 90 Days Past Due Amounts Not in Dispute + 20% of Amounts in Dispute ([Col. 47 * 20%] + [Col. 45 * 20%])	74 Complete if Col. 52 = "No"; Otherwise Enter 0  Greater of 20% of Net Recoverable Net of Funds Held & Collateral, or 20% of Recoverable on Paid Losses & LAE Over 90 Days Past Due (Greater of Col. 26 * 20% or Cols. [40 + 41] * 20%)	75 Provision for Amounts Ceded to Authorized and Reciprocal Reinsurers (Cols. 73 + 74)	76 Provision for Amounts Ceded to Unauthorized Reinsurers (Cols. 71 + 72 Not in Excess of Col. 15)	77 Provision for Amounts Ceded to Certified Reinsurers (Cols. 64 + 69)	78 Total Provision for Reinsurance (Cols. 75 + 76 + 77)
0499999. Total authorized - affiliates - U.S. non-pool		0	XXX	XXX	0	0	0	XXX	XXX	0
0799999. Total authorized - affiliates - other (non-U.S.)		0	XXX	XXX	0	0	0	XXX	XXX	0
0899999. Total authorized - affiliates		0	XXX	XXX	0	0	0	XXX	XXX	0
1499999. Total authorized excluding Protected Cells (Sum of 0899999, 0999999, 1099999, 1199999 and 1299999)		0	XXX	XXX	0	0	0	XXX	XXX	0
1899999. Total unauthorized - affiliates - U.S. non-pool		0	0	0	XXX	XXX	XXX	0	XXX	0
2199999. Total unauthorized - affiliates - other (non-U.S.)		0	0	0	XXX	XXX	XXX	0	XXX	0
2299999. Total unauthorized - affiliates		0	0	0	XXX	XXX	XXX	0	XXX	0
2899999. Total unauthorized excluding Protected Cells (Sum of 2299999, 2399999, 2499999, 2599999 and 2699999)		0	0	0	XXX	XXX	XXX	0	XXX	0
3299999. Total certified - affiliates - U.S. non-pool		XXX	XXX	XXX	XXX	XXX	XXX	XXX	0	0
3599999. Total certified - affiliates - other (non-U.S.)		XXX	XXX	XXX	XXX	XXX	XXX	XXX	0	0
3699999. Total certified - affiliates		XXX	XXX	XXX	XXX	XXX	XXX	XXX	0	0
4299999. Total certified excluding Protected Cells (Sum of 3699999, 3799999, 3899999, 3999999 and 4099999)		XXX	XXX	XXX	XXX	XXX	XXX	XXX	0	0
4699999. Total reciprocal jurisdiction - affiliates - U.S. non-pool		0	XXX	XXX	0	0	0	XXX	XXX	0
4999999. Total reciprocal jurisdiction - affiliates - other (non-U.S.)		0	XXX	XXX	0	0	0	XXX	XXX	0
5099999. Total reciprocal jurisdiction - affiliates		0	XXX	XXX	0	0	0	XXX	XXX	0
5699999. Total reciprocal jurisdiction excluding Protected Cells (Sum of 5099999, 5199999, 5299999, 5399999 and 5499999)		0	XXX	XXX	0	0	0	XXX	XXX	0
5799999. Total authorized, unauthorized, reciprocal jurisdiction and certified excluding Protected Cells (Sum of 1499999, 2899999, 4299999 and 5699999)		0	0	0	0	0	0	0	0	0
5899999. Total Protected Cells (Sum of 1399999, 2799999, 4199999 and 5599999)		0	0	0	0	0	0	0	0	0
.....										
.....										
.....										
9999999 Totals		0	0	0	0	0	0	0	0	0



ANNUAL STATEMENT FOR THE YEAR 2025 OF THE TRUSTED RESOURCE UNDERWRITERS EXCHANGE OF OHIO

**SCHEDULE F - PART 5**

Interrogatories for Schedule F, Part 3 (000 Omitted)

A. Report the five largest provisional commission rates included in the cedant's reinsurance treaties. The commission rate to be reported is by contract with ceded premium in excess of \$50,000:

	1 <u>Name of Reinsurer</u>	2 <u>Commission Rate</u>	3 <u>Ceded Premium</u>
1.	.....	.....	.....
2.	.....	.....	.....
3.	.....	.....	.....
4.	.....	.....	.....
5.	.....	.....	.....

B. Report the five largest reinsurance recoverables reported in Schedule F, Part 3, Column 15, due from any one reinsurer (based on the total recoverables, Schedule F, Part 3, Line 9999999, Column 15), the amount of ceded premium, and indicate whether the recoverables are due from an affiliated insurer.

	1 <u>Name of Reinsurer</u>	2 <u>Total Recoverables</u>	3 <u>Ceded Premiums</u>	4 <u>Affiliated</u>
6.	.....	.....	.....	Yes [ ] No [ ]
7.	.....	.....	.....	Yes [ ] No [ ]
8.	.....	.....	.....	Yes [ ] No [ ]
9.	.....	.....	.....	Yes [ ] No [ ]
10.	.....	.....	.....	Yes [ ] No [ ]

NOTE: Disclosure of the five largest provisional commission rates should exclude mandatory pools and joint underwriting associations.

ANNUAL STATEMENT FOR THE YEAR 2025 OF THE TRUSTED RESOURCE UNDERWRITERS EXCHANGE OF OHIO

**SCHEDULE F - PART 6**

Restatement of Balance Sheet to Identify Net Credit for Reinsurance

	1 As Reported (Net of Ceded)	2 Restatement Adjustments	3 Restated (Gross of Ceded)
ASSETS (Page 2, Col. 3)			
1. Cash and invested assets (Line 12) .....	15,142,026		15,142,026
2. Premiums and considerations (Line 15) .....	1,321,397	0	1,321,397
3. Reinsurance recoverable on loss and loss adjustment expense payments (Line 16.1) .....	0		0
4. Funds held by or deposited with reinsured companies (Line 16.2) .....	0		0
5. Other assets .....	15,354		15,354
6. Net amount recoverable from reinsurers .....		0	0
7. Protected cell assets (Line 27) .....	0		0
8. Totals (Line 28) .....	16,478,777	0	16,478,777
LIABILITIES (Page 3)			
9. Losses and loss adjustment expenses (Lines 1 through 3) .....	613,215	0	613,215
10. Taxes, expenses, and other obligations (Lines 4 through 8) .....	465,153		465,153
11. Unearned premiums (Line 9) .....	0		0
12. Advance premiums (Line 10) .....			0
13. Dividends declared and unpaid (Line 11.1 and 11.2) .....	0		0
14. Ceded reinsurance premiums payable (net of ceding commissions (Line 12) .....	0		0
15. Funds held by company under reinsurance treaties (Line 13) .....	0		0
16. Amounts withheld or retained by company for account of others (Line 14) .....			0
17. Provision for reinsurance (Line 16) .....	0		0
18. Other liabilities .....	523,399		523,399
19. Total liabilities excluding protected cell business (Line 26) .....	1,601,767	0	1,601,767
20. Protected cell liabilities (Line 27) .....			0
21. Surplus as regards policyholders (Line 37)	14,877,010	XXX	14,877,010
22. Totals (Line 38)	16,478,777	0	16,478,777

NOTE: Is the restatement of this exhibit the result of grossing up balances ceded to affiliates under 100 percent reinsurance or pooling arrangements? ..... Yes [  ] No [  ]

If yes, give full explanation: .....

Schedule H - Part 1 - Analysis of Underwriting Operations

**N O N E**

Schedule H - Part 2 - Reserves and Liabilities

**N O N E**

Schedule H - Part 3 - Test of Prior Year's Claim Reserves and Liabilities

**N O N E**

Schedule H - Part 4 - Reinsurance

**N O N E**

Schedule H - Part 5 - Health Claims

**N O N E**

Schedule P - Part 1A - Homeowners/Farmowners

**NONE**

Schedule P - Part 1B - Private Passenger Auto Liability/Medical

**NONE**

Schedule P - Part 1C - Commercial Auto/Truck Liability/Medical

**NONE**

Schedule P - Part 1D - Workers' Compensation (Excluding Excess Workers' Compensation)

**NONE**

Schedule P - Part 1E - Commercial Multiple Peril

**NONE**

Schedule P - Part 1F - Section 1 - Medical Professional Liability - Occurrence

**NONE**

Schedule P - Part 1F - Section 2 - Medical Professional Liability - Claims-Made

**NONE**

Schedule P - Part 1G - Special Liability (Ocean Marine, Aircraft (all perils), Boiler and Machinery)

**NONE**

Schedule P - Part 1H - Section 1 - Other Liability - Occurrence

**NONE**

Schedule P - Part 1H - Section 2 - Other Liability - Claims-Made

**NONE**

Schedule P - Part 1I - Special Property (Fire, Allied Lines...)

**NONE**

Schedule P - Part 1J - Auto Physical Damage

**NONE**

Schedule P - Part 1K - Fidelity/Surety

**NONE**

Schedule P - Part 1L - Other (Including Credit, Accident and Health)

**NONE**

Schedule P - Part 1M - International

**N O N E**

Schedule P - Part 1N - Reinsurance - Nonproportional Assumed Property

**N O N E**

Schedule P - Part 1O - Reinsurance - Nonproportional Assumed Liability

**N O N E**

Schedule P - Part 1P - Reinsurance - Nonproportional Assumed Financial Lines

**N O N E**

Schedule P - Part 1R - Section 1 - Products Liability - Occurrence

**N O N E**

Schedule P - Part 1R - Section 2 - Products Liability - Claims-Made

**N O N E**

Schedule P - Part 1S - Financial Guaranty/Mortgage Guaranty

**N O N E**

Schedule P - Part 1T - Warranty

**N O N E**

Schedule P - Part 1U - Pet Insurance Plans

**N O N E**

Schedule P - Part 2A - Homeowners/Farmowners

**N O N E**

Schedule P - Part 2B - Private Passenger Auto Liability/Medical

**N O N E**

Schedule P - Part 2C - Commercial Auto/Truck Liability/Medical

**N O N E**

Schedule P - Part 2D - Workers' Compensation (Excluding Excess Workers' Compensation)

**N O N E**

Schedule P - Part 2E - Commercial Multiple Peril

**N O N E**

Schedule P - Part 2F - Section 1 - Medical Professional Liability - Occurrence

**N O N E**

Schedule P - Part 2F - Section 2 - Medical Professional Liability - Claims-Made

**N O N E**

Schedule P - Part 2G - Special Liability (Ocean Marine, Aircraft (all perils), Boiler and Machinery)

**N O N E**

Schedule P - Part 2H - Section 1 - Other Liability - Occurrence

**N O N E**

Schedule P - Part 2H - Section 2- Other Liability - Claims-Made

**N O N E**

Schedule P - Part 2I - Special Property

**N O N E**

Schedule P - Part 2J - Auto Physical Damage

**N O N E**

Schedule P - Part 2K - Fidelity/Surety

**N O N E**

Schedule P - Part 2L - Other (Including Credit, Accident and Health)

**N O N E**

Schedule P - Part 2M - International

**N O N E**

Schedule P - Part 2N - Reinsurance - Nonproportional Assumed Property

**N O N E**

Schedule P - Part 2O - Reinsurance - Nonproportional Assumed Liability

**N O N E**

Schedule P - Part 2P - Reinsurance - Nonproportional Assumed Financial Lines

**N O N E**

Schedule P - Part 2R - Section 1 - Products Liability - Occurrence

**N O N E**

Schedule P - Part 2R - Section 2 - Products Liability - Claims-Made

**NONE**

Schedule P - Part 2S - Financial Guaranty/Mortgage Guaranty

**NONE**

Schedule P - Part 2T - Warranty

**NONE**

Schedule P - Part 2U - Pet Insurance Plans

**NONE**

Schedule P - Part 3A - Homeowners/Farmowners

**NONE**

Schedule P - Part 3B - Private Passenger Auto Liability/Medical

**NONE**

Schedule P - Part 3C - Commercial Auto/Truck Liability/Medical

**NONE**

Schedule P - Part 3D - Workers' Compensation (Excluding Excess Workers' Compensation)

**NONE**

Schedule P - Part 3E - Commercial Multiple Peril

**NONE**

Schedule P - Part 3F - Section 1 - Medical Professional Liability - Occurrence

**NONE**

Schedule P - Part 3F - Section 2 - Medical Professional Liability - Claims-Made

**NONE**

Schedule P - Part 3G - Special Liability

**NONE**

Schedule P - Part 3H - Section 1 - Other Liability - Occurrence

**NONE**

Schedule P - Part 3H - Section 2 - Other Liability - Claims-Made

**NONE**

Schedule P - Part 3I - Special Property

**NONE**

Schedule P - Part 3J - Auto Physical Damage

**NONE**

Schedule P - Part 3K - Fidelity/Surety

**NONE**

Schedule P - Part 3L - Other (Including Credit, Accident and Health)

**NONE**

Schedule P - Part 3M - International

**NONE**

Schedule P - Part 3N - Reinsurance - Nonproportional Assumed Property

**NONE**

Schedule P - Part 3O - Reinsurance - Nonproportional Assumed Liability

**NONE**

Schedule P - Part 3P - Reinsurance - Nonproportional Assumed Financial Lines

**NONE**

Schedule P - Part 3R - Section 1 - Product Liability - Occurrence

**NONE**

Schedule P - Part 3R - Section 2 - Product Liability - Claims-Made

**NONE**

Schedule P - Part 3S - Financial Guaranty/Mortgage Guaranty

**NONE**

Schedule P - Part 3T - Warranty

**NONE**

Schedule P - Part 3U - Pet Insurance Plans

**NONE**

Schedule P - Part 4A - Homeowners/Farmowners

**NONE**

Schedule P - Part 4B - Private Passenger Auto Liability/Medical

**N O N E**

Schedule P - Part 4C - Commercial Auto/Truck Liability/Medical

**N O N E**

Schedule P - Part 4D - Workers' Compensation (Excluding Excess Workers' Compensation)

**N O N E**

Schedule P - Part 4E - Commercial Multiple Peril

**N O N E**

Schedule P - Part 4F - Section 1 - Medical Professional Liability - Occurrence

**N O N E**

Schedule P - Part 4F - Section 2 - Medical Professional Liability - Claims-Made

**N O N E**

Schedule P - Part 4G - Special Liability

**N O N E**

Schedule P - Part 4H - Section 1 - Other Liability - Occurrence

**N O N E**

Schedule P - Part 4H - Section 2 - Other Liability - Claims-Made

**N O N E**

Schedule P - Part 4I - Special Property

**N O N E**

Schedule P - Part 4J - Auto Physical Damage

**N O N E**

Schedule P - Part 4K - Fidelity/Surety

**N O N E**

Schedule P - Part 4L - Other (Including Credit, Accident and Health)

**N O N E**

Schedule P - Part 4M - International

**N O N E**

Schedule P - Part 4N - Reinsurance - Nonproportional Assumed Property

**NONE**

Schedule P - Part 4O - Reinsurance - Nonproportional Assumed Liability

**NONE**

Schedule P - Part 4P - Reinsurance - Nonproportional Assumed Financial Lines

**NONE**

Schedule P - Part 4R - Section 1 - Products Liability - Occurrence

**NONE**

Schedule P - Part 4R - Section 2 - Products Liability - Claims-Made

**NONE**

Schedule P - Part 4S - Financial Guaranty/Mortgage Guaranty

**NONE**

Schedule P - Part 4T - Warranty

**NONE**

Schedule P - Part 4U - Pet Insurance Plans

**NONE**

Schedule P - Part 5A - Homeowners/Farmowners - Section 1

**NONE**

Schedule P - Part 5A - Homeowners/Farmowners - Section 2

**NONE**

Schedule P - Part 5A - Homeowners/Farmowners - Section 3

**NONE**

Schedule P - Part 5B - Private Passenger Auto Liability/Medical - Section 1

**NONE**

Schedule P - Part 5B - Private Passenger Auto Liability/Medical - Section 2

**NONE**

Schedule P - Part 5B - Private Passenger Auto Liability/Medical - Section 3

**NONE**

Schedule P - Part 5C - Commercial Auto/Truck Liability/Medical - Section 1

**N O N E**

Schedule P - Part 5C - Commercial Auto/Truck Liability/Medical - Section 2

**N O N E**

Schedule P - Part 5C - Commercial Auto/Truck Liability/Medical - Section 3

**N O N E**

Schedule P-Part 5D-Workers' Compensation (Excluding Excess Workers' Compensation)-Section 1

**N O N E**

Schedule P-Part 5D-Workers' Compensation (Excluding Excess Workers' Compensation)-Section 2

**N O N E**

Schedule P-Part 5D-Workers' Compensation (Excluding Excess Workers' Compensation)-Section 3

**N O N E**

Schedule P - Part 5E - Commercial Multiple Peril - Section 1

**N O N E**

Schedule P - Part 5E - Commercial Multiple Peril - Section 2

**N O N E**

Schedule P - Part 5E - Commercial Multiple Peril - Section 3

**N O N E**

Schedule P - Part 5F - Medical Professional Liability - Occurrence - Section 1A

**N O N E**

Schedule P - Part 5F - Medical Professional Liability - Occurrence - Section 2A

**N O N E**

Schedule P - Part 5F - Medical Professional Liability - Occurrence - Section 3A

**N O N E**

Schedule P - Part 5F - Medical Professional Liability - Claims-Made - Section 1B

**N O N E**

Schedule P - Part 5F - Medical Professional Liability - Claims-Made - Section 2B

**N O N E**

Schedule P - Part 5F - Medical Professional Liability - Claims-Made - Section 3B

**NONE**

Schedule P - Part 5H - Other Liability - Occurrence - Section 1A

**NONE**

Schedule P - Part 5H - Other Liability - Occurrence - Section 2A

**NONE**

Schedule P - Part 5H - Other Liability - Occurrence - Section 3A

**NONE**

Schedule P - Part 5H - Other Liability - Claims-Made - Section 1B

**NONE**

Schedule P - Part 5H - Other Liability - Claims-Made - Section 2B

**NONE**

Schedule P - Part 5H - Other Liability - Claims-Made - Section 3B

**NONE**

Schedule P - Part 5R - Products Liability - Occurrence - Section 1A

**NONE**

Schedule P - Part 5R - Products Liability - Occurrence - Section 2A

**NONE**

Schedule P - Part 5R - Products Liability - Occurrence - Section 3A

**NONE**

Schedule P - Part 5R - Products Liability - Claims-Made - Section 1B

**NONE**

Schedule P - Part 5R - Products Liability - Claims-Made - Section 2B

**NONE**

Schedule P - Part 5R - Products Liability - Claims-Made - Section 3B

**NONE**

Schedule P - Part 5T - Warranty - Section 1

**NONE**

Schedule P - Part 5T - Warranty - Section 2

**N O N E**

Schedule P - Part 5T - Warranty - Section 3

**N O N E**

Schedule P - Part 6C - Commercial Auto/Truck Liability/Medical - Section 1

**N O N E**

Schedule P - Part 6C - Commercial Auto/Truck Liability/Medical - Section 2

**N O N E**

Schedule P-Part 6D-Workers' Compensation (Excluding Excess Workers' Compensation)-Section 1

**N O N E**

Schedule P-Part 6D-Workers' Compensation (Excluding Excess Workers' Compensation)-Section 2

**N O N E**

Schedule P - Part 6E - Commercial Multiple Peril - Section 1

**N O N E**

Schedule P - Part 6E - Commercial Multiple Peril - Section 2

**N O N E**

Schedule P - Part 6H - Other Liability - Occurrence - Section 1A

**N O N E**

Schedule P - Part 6H - Other Liability - Occurrence - Section 2A

**N O N E**

Schedule P - Part 6H - Other Liability - Claims-Made - Section 1B

**N O N E**

Schedule P - Part 6H - Other Liability - Claims-Made - Section 2B

**N O N E**

Schedule P - Part 6M - International - Section 1

**N O N E**

Schedule P - Part 6M - International - Section 2

**N O N E**

Schedule P - Part 6N- Reinsurance A - Nonproportional Assumed Property - Section 1

**N O N E**

Schedule P - Part 6N- Reinsurance A - Nonproportional Assumed Property - Section 2

**N O N E**

Schedule P - Part 6O - Reinsurance B - Nonproportional Liability - Section 1

**N O N E**

Schedule P - Part 6O - Reinsurance B - Nonproportional Assumed Liability - Section 2

**N O N E**

Schedule P - Part 6R - Products Liability - Occurrence - Section 1A

**N O N E**

Schedule P - Part 6R - Products Liability - Occurrence - Section 2A

**N O N E**

Schedule P - Part 6R - Products Liability - Claims-Made - Section 1B

**N O N E**

Schedule P - Part 6R - Products Liability - Claims-Made - Section 2B

**N O N E**

Schedule P - Part 7A - Section 1 - Primary Loss Sensitive Contracts

**N O N E**

Schedule P - Part 7A - Section 2 - Primary Loss Sensitive Contracts

**N O N E**

Schedule P - Part 7A - Section 3 - Primary Loss Sensitive Contracts

**N O N E**

Schedule P - Part 7A - Section 4 - Primary Loss Sensitive Contracts

**N O N E**

Schedule P - Part 7A - Section 5 - Primary Loss Sensitive Contracts

**N O N E**

Schedule P - Part 7B - Section 1 - Reinsurance Loss Sensitive Contracts

**N O N E**

Schedule P - Part 7B - Section 2 - Reinsurance Loss Sensitive Contracts

**N O N E**

Schedule P - Part 7B - Section 3 - Reinsurance Loss Sensitive Contracts

**N O N E**

Schedule P - Part 7B - Section 4 - Reinsurance Loss Sensitive Contracts

**N O N E**

Schedule P - Part 7B - Section 5 - Reinsurance Loss Sensitive Contracts

**N O N E**

Schedule P - Part 7B - Section 6 - Reinsurance Loss Sensitive Contracts

**N O N E**

Schedule P - Part 7B - Section 7 - Reinsurance Loss Sensitive Contracts

**N O N E**

ANNUAL STATEMENT FOR THE YEAR 2025 OF THE TRUSTED RESOURCE UNDERWRITERS EXCHANGE OF OHIO

**SCHEDULE P INTERROGATORIES**

1. The following questions relate to yet-to-be-issued Extended Reporting Endorsements (EREs) arising from Death, Disability, or Retirement (DDR) provisions in Medical Professional Liability Claims Made insurance policies. EREs provided for reasons other than DDR are not to be included.
- 1.1 Does the company issue Medical Professional Liability Claims Made insurance policies that provide tail (also known as an extended reporting endorsement, or "ERE") benefits in the event of Death, Disability, or Retirement (DDR) at a reduced charge or at no additional cost? ..... Yes [ ] No [ X ]  
If the answer to question 1.1 is "no", leave the following questions blank. If the answer to question 1.1 is "yes", please answer the following questions:
- 1.2 What is the total amount of the reserve for that provision (DDR Reserve), as reported, explicitly or not, elsewhere in this statement (in dollars)? ..... \$ .....
- 1.3 Does the company report any DDR reserve as Unearned Premium Reserve per SSAP #65? ..... Yes [ ] No [ X ]
- 1.4 Does the company report any DDR reserve as loss or loss adjustment expense reserve? ..... Yes [ ] No [ X ]
- 1.5 If the company reports DDR reserve as Unearned Premium Reserve, does that amount match the figure on the Underwriting and Investment Exhibit, Part 1A - Recapitulation of all Premiums (Page 7) Column 2, Lines 11.1 plus 11.2? ..... Yes [ ] No [ ] N/A [ X ]
- 1.6 If the company reports DDR reserve as loss or loss adjustment expense reserve, please complete the following table corresponding to where these reserves are reported in Schedule P:

Years in Which Premiums Were Earned and Losses Were Incurred	DDR Reserve Included in Schedule P, Part 1F, Medical Professional Liability Column 24: Total Net Losses and Expenses Unpaid	
	1 Section 1: Occurrence	2 Section 2: Claims-Made
1.601 Prior .....		
1.602 2016 .....		
1.603 2017 .....		
1.604 2018 .....		
1.605 2019 .....		
1.606 2020 .....		
1.607 2021 .....		
1.608 2022 .....		
1.609 2023 .....		
1.610 2024 .....		
1.611 2025 .....		
1.612 Totals	0	0

2. The definition of allocated loss adjustment expenses (ALAE) and, therefore, unallocated loss adjustment expenses (ULAE) was changed effective January 1, 1998. This change in definition applies to both paid and unpaid expenses. Are these expenses (now reported as "Defense and Cost Containment" and "Adjusting and Other") reported in compliance with these definitions in this statement? ..... Yes [ X ] No [ ]
3. The Adjusting and Other expense payments and reserves should be allocated to the years in which the losses were incurred based on the number of claims reported, closed and outstanding in those years. When allocating Adjusting and Other expense between companies in a group or a pool, the Adjusting and Other expense should be allocated in the same percentage used for the loss amounts and the claim counts. For reinsurers, Adjusting and Other expense assumed should be reported according to the reinsurance contract. For Adjusting and Other expense incurred by reinsurers, or in those situations where suitable claim count information is not available, Adjusting and Other expense should be allocated by a reasonable method determined by the company and described in Interrogatory 7, below. Are they so reported in this Statement? ..... Yes [ X ] No [ ]
4. Do any lines in Schedule P include reserves that are reported gross of any discount to present value of future payments, and that are reported net of such discounts on Page 10? ..... Yes [ ] No [ X ]

If yes, proper disclosure must be made in the Notes to Financial Statements, as specified in the Instructions. Also, the discounts must be reported in Schedule P - Part 1, Columns 32 and 33. Schedule P must be completed gross of non-tabular discounting. Work papers relating to discount calculations must be available for examination upon request.  
Discounting is allowed only if expressly permitted by the state insurance department to which this Annual Statement is being filed.

5. What were the net premiums in force at the end of the year for:  
(in thousands of dollars)
- 5.1 Fidelity .....  
5.2 Surety .....

6. Claim count information is reported per claim or per claimant (Indicate which) ..... per claim.....  
If not the same in all years, explain in Interrogatory 7.
- 7.1 The information provided in Schedule P will be used by many persons to estimate the adequacy of the current loss and expense reserves, among other things. Are there any especially significant events, coverage, retention or accounting changes that have occurred that must be considered when making such analyses? ..... Yes [ X ] No [ ]

7.2 (An extended statement may be attached.)

EFFECTIVE JANUARY 1, 2024, THE INTERCOMPANY POOLING ARRANGEMENT BETWEEN THE COMPANY AND ITS AFFILIATES WAS AMENDED TO CEDE 100% OF THE COMPANY'S LOSSES TO AMERICAN MODERN HOME INSURANCE COMPANY AND ELIMINATE THE RETROCESSION BACK TO THE COMPANY. CONSISTENT WITH NAIC ANNUAL STATEMENT REQUIREMENTS, ALL FIGURES IN SCHEDULE P HAVE BEEN STATED TO REFLECT THE COMPANY'S 0% SHARE IN THE POOL. ....

**SCHEDULE T - PART 2**  
**INTERSTATE COMPACT - EXHIBIT OF PREMIUMS WRITTEN**

Allocated by States and Territories

States, Etc.		Direct Business Only					6 Totals
		1 Life (Group and Individual)	2 Annuities (Group and Individual)	3 Disability Income (Group and Individual)	4 Long-Term Care (Group and Individual)	5 Deposit-Type Contracts	
1. Alabama	AL						
2. Alaska	AK						
3. Arizona	AZ						
4. Arkansas	AR						
5. California	CA						
6. Colorado	CO						
7. Connecticut	CT						
8. Delaware	DE						
9. District of Columbia	DC						
10. Florida	FL						
11. Georgia	GA						
12. Hawaii	HI						
13. Idaho	ID						
14. Illinois	IL						
15. Indiana	IN						
16. Iowa	IA						
17. Kansas	KS						
18. Kentucky	KY						
19. Louisiana	LA						
20. Maine	ME						
21. Maryland	MD						
22. Massachusetts	MA						
23. Michigan	MI						
24. Minnesota	MN						
25. Mississippi	MS						
26. Missouri	MO						
27. Montana	MT						
28. Nebraska	NE						
29. Nevada	NV						
30. New Hampshire	NH						
31. New Jersey	NJ						
32. New Mexico	NM						
33. New York	NY						
34. North Carolina	NC						
35. North Dakota	ND						
36. Ohio	OH						
37. Oklahoma	OK						
38. Oregon	OR						
39. Pennsylvania	PA						
40. Rhode Island	RI						
41. South Carolina	SC						
42. South Dakota	SD						
43. Tennessee	TN						
44. Texas	TX						
45. Utah	UT						
46. Vermont	VT						
47. Virginia	VA						
48. Washington	WA						
49. West Virginia	WV						
50. Wisconsin	WI						
51. Wyoming	WY						
52. American Samoa	AS						
53. Guam	GU						
54. Puerto Rico	PR						
55. U.S. Virgin Islands	VI						
56. Northern Mariana Islands	MP						
57. Canada	CAN						
58. Aggregate other alien	OT						
59. Total							

**NONE**

ANNUAL STATEMENT FOR THE YEAR 2025 OF THE TRUSTED RESOURCE UNDERWRITERS EXCHANGE OF OHIO

**SCHEDULE Y**

**PART 1A - DETAILS OF INSURANCE HOLDING COMPANY SYSTEM**

1	2	3	4	5	6	7	8	9	10	11	12	13	14	15	16
Group Code	Group Name	NAIC Company Code	ID Number	Federal RSSD	CIK	Name of Securities Exchange if Publicly Traded (U.S. or International)	Names of Parent, Subsidiaries Or Affiliates	Domiciliary Location	Relationship to Reporting Entity	Directly Controlled by (Name of Entity/Person)	Type of Control (Ownership, Board, Management, Attorney-in-Fact, Influence, Other)	If Control is Ownership Provide Percentage	Ultimate Controlling Entity(ies)/Person(s)	Is an SCA Filing Required? (Yes/No)	*
		00000	93-2834829				GPC Partners Investments (JASON) LP	DE	NIA	GPC Partners (JASON) GP, LLC	Ownership	100.000	Gallatin Point Capital, LLC	NO	
		00000	93-2847757				GPC Partners Investments (JASON) II LP	DE	NIA	GPC Partners (JASON) GP, LLC	Ownership	100.000	Gallatin Point Capital, LLC	NO	
		00000	85-0752873				Trusted Resource Underwriters, LLC	DE	NIA	GPC Partners Investments (JASON) II LP	Ownership	90.100	Gallatin Point Capital, LLC	NO	1
		00000	87-1316539				Trusted Resource Insurance Agency, LLC	FL	NIA	Trusted Resource Underwriters, LLC	Ownership	100.000	Gallatin Point Capital, LLC	NO	
5107	Trusted Resource Underwriters Grp	16881	85-1266246				Trusted Resource Underwriters Exchange	FL	IA		Other			NO	2
							Trusted Resource Underwriters Exchange of Ohio	OH	RE		Other			NO	2
5107	Trusted Resource Underwriters Grp	38652	38-2342976				Jason Re, Inc.	AR	NIA	GPC Partners Investments (JASON) LP	Ownership	100.000	Gallatin Point Capital, LLC	NO	
		00000	39-2223119												

Asterisk	Explanation
1	90.1% ownership by GPC Partners Investments II LP, LLC. The remaining 9.9% is owned by an outside third party.
2	As an Exchange, TRUE is owned by its subscribers





ANNUAL STATEMENT FOR THE YEAR 2025 OF THE TRUSTED RESOURCE UNDERWRITERS EXCHANGE OF OHIO

**SUPPLEMENTAL EXHIBITS AND SCHEDULES INTERROGATORIES**

**REQUIRED FILINGS**

The following supplemental reports are required to be filed as part of your statement filing unless specifically waived by the domiciliary state. However, in the event that your domiciliary state waives the filing requirement, your response of **WAIVED** to the specific interrogatory will be accepted in lieu of filing a "NONE" report and a bar code will be printed below. If the supplement is required of your company but is not being filed for whatever reason enter **SEE EXPLANATION** and provide an explanation following the interrogatory questions.

	Responses
<b>MARCH FILING</b>	
1. Will an Actuarial Opinion be filed by March 1? .....	WAIVED
2. Will the Supplemental Compensation Exhibit be filed with the state of domicile by March 1? .....	YES
3. Will the confidential Risk-based Capital Report be filed with the NAIC by March 1? .....	YES
4. Will the confidential Risk-based Capital Report be filed with the state of domicile, if required by March 1? .....	YES
<b>APRIL FILING</b>	
5. Will the Insurance Expense Exhibit be filed with the state of domicile and the NAIC by April 1? .....	YES
6. Will Management's Discussion and Analysis be filed by April 1? .....	YES
7. Will the Supplemental Investment Risk Interrogatories be filed by April 1? .....	YES
<b>MAY FILING</b>	
8. Will this company be included in a combined annual statement which is filed with the NAIC by May 1? .....	WAIVED
<b>JUNE FILING</b>	
9. Will an Audited Financial Report be filed by June 1? .....	WAIVED
10. Will Accountant's Letter of Qualifications be filed with the state of domicile and electronically with the NAIC by June 1? .....	WAIVED

**SUPPLEMENTAL FILINGS**

The following supplemental reports are required to be filed as part of your annual statement filing **if your company is engaged in the type of business covered by the supplement. However, in the event that your company does not transact the type of business for which the special report must be filed, your response of NO to the specific interrogatory will be accepted in lieu of filing a "NONE" report and a bar code will be printed below.** If the supplement is required of your company but is not being filed for whatever reason enter **SEE EXPLANATION** and provide an explanation following the interrogatory questions.

<b>MARCH FILING</b>	
11. Will Schedule SIS (Stockholder Information Supplement) be filed with the state of domicile by March 1? .....	NO
12. Will the Financial Guaranty Insurance Exhibit be filed by March 1? .....	NO
13. Will the Medicare Supplement Insurance Experience Exhibit be filed with the state of domicile and the NAIC by March 1? .....	NO
14. Will Supplement A to Schedule T (Medical Professional Liability Supplement) be filed by March 1? .....	NO
15. Will the Trusteed Surplus Statement be filed with the state of domicile and the NAIC by March 1? .....	NO
16. Will the Premiums Attributed to Protected Cells Exhibit be filed by March 1? .....	NO
17. Will the Reinsurance Summary Supplemental Filing for General Interrogatory 9 be filed with the state of domicile and the NAIC by March 1? ...	NO
18. Will the Medicare Part D Coverage Supplement be filed with the state of domicile and the NAIC by March 1? .....	NO
19. Will the confidential Actuarial Opinion Summary be filed with the state of domicile, if required, by March 15 (or the date otherwise specified)?..	WAIVED
20. Will the Reinsurance Attestation Supplement be filed with the state of domicile and the NAIC by March 1? .....	YES
21. Will the Exceptions to the Reinsurance Attestation Supplement be filed with the state of domicile by March 1? .....	NO
22. Will the Bail Bond Supplement be filed with the state of domicile and the NAIC by March 1? .....	NO
23. Will the Director and Officer Insurance Coverage Supplement be filed with the state of domicile and the NAIC by March 1? .....	NO
24. Will an approval from the reporting entity's state of domicile for relief related to the five-year rotation requirement for lead audit partner be filed electronically with the NAIC by March 1? .....	NO
25. Will an approval from the reporting entity's state of domicile for relief related to the one-year cooling off period for independent CPA be filed electronically with the NAIC by March 1? .....	NO
26. Will an approval from the reporting entity's state of domicile for relief related to the Requirements for Audit Committees be filed electronically with the NAIC by March 1? .....	NO
27. Will the Supplemental Schedule for Reinsurance Counterparty Reporting Exception - Asbestos and Pollution Contracts be filed with the state of domicile and the NAIC by March 1? .....	NO
28. Will the Exhibit of Other Liabilities by Lines of Business be filed with the state of domicile and the NAIC by March 1? .....	YES
29. Will the Market Conduct Annual Statement (MCAS) Premium Exhibit for Year be filed with appropriate jurisdictions and with the NAIC by March 1? .....	NO
<b>APRIL FILING</b>	
30. Will the Credit Insurance Experience Exhibit be filed with the state of domicile and the NAIC by April 1? .....	NO
31. Will the Long-term Care Experience Reporting Forms be filed with the state of domicile and the NAIC by April 1? .....	NO
32. Will the Accident and Health Policy Experience Exhibit be filed by April 1? .....	NO
33. Will the Supplemental Health Care Exhibit (Parts 1 and 2) be filed with the state of domicile and the NAIC by April 1? .....	NO
34. Will the Cybersecurity Insurance Coverage Supplement be filed with the state of domicile and the NAIC by April 1? .....	NO
35. Will the Life, Health & Annuity Guaranty Association Assessable Premium Exhibit - Parts 1 and 2 be filed with the state of domicile and the NAIC by April 1? .....	NO
36. Will the Private Flood Insurance Supplement be filed with the state of domicile and the NAIC by April 1? .....	NO
37. Will the Mortgage Guaranty Insurance Exhibit be filed with the state of domicile and the NAIC by April 1? .....	NO
<b>AUGUST FILING</b>	
38. Will Management's Report of Internal Control Over Financial Reporting be filed with the state of domicile by August 1? .....	NO


























**Explanations:**

- 11.
- 12.
- 13.
- 14.
- 15.
- 16.
- 17.
- 18.
- 21.
- 22.
- 23.
- 24.
- 25.
- 26.
- 27.
- 29.
- 30.
- 31.
- 32.
- 33.
- 34.
- 35.
- 36.
- 37.
- 38.

**Bar Codes:**

1. Actuarial Opinion [Document Identifier 440]	
8. Combined Statement [Document Identifier 201]	
9. Audited Financial Report [Document Identifier 220]	
10. Accountants Letter of Qualifications [Document Identifier 221]	
11. SIS Stockholder Information Supplement [Document Identifier 420]	

**SUPPLEMENTAL EXHIBITS AND SCHEDULES INTERROGATORIES**

- 12. Financial Guaranty Insurance Exhibit [Document Identifier 240] 
- 13. Medicare Supplement Insurance Experience Exhibit [Document Identifier 360] 
- 14. Supplement A to Schedule T [Document Identifier 455] 
- 15. Trusteed Surplus Statement [Document Identifier 490] 
- 16. Premiums Attributed to Protected Cells Exhibit [Document Identifier 385] 
- 17. Reinsurance Summary Supplemental Filing [Document Identifier 401] 
- 18. Medicare Part D Coverage Supplement [Document Identifier 365] 
- 19. Actuarial Opinion Summary (AOS) [Document Identifier 441] 
- 21. Exceptions to the Reinsurance Attestation Supplement [Document Identifier 400] 
- 22. Bail Bond Supplement [Document Identifier 500] 
- 23. Director and Officer Insurance Coverage Supplement [Document Identifier 505] 
- 24. Relief from the five-year rotation requirement for lead audit partner [Document Identifier 224] 
- 25. Relief from the one-year cooling off period for independent CPA [Document Identifier 225] 
- 26. Relief from the Requirements for Audit Committees [Document Identifier 226] 
- 27. Reinsurance Counterparty Reporting Exception – Asbestos and Pollution Contracts [Document Identifier 555] 
- 29. Market Conduct Annual Statement (MCAS) Premium Exhibit [Document Identifier 600] 
- 30. Credit Insurance Experience Exhibit [Document Identifier 230] 
- 31. Long-Term Care Experience Reporting Forms [Document Identifier 306] 
- 32. Accident and Health Policy Experience Exhibit [Document Identifier 210] 
- 33. Supplemental Health Care Exhibit (Parts 1 and 2) [Document Identifier 216] 
- 34. Cybersecurity Insurance Coverage Supplement [Document Identifier 550] 
- 35. Life, Health & Annuity Guaranty Association Assessable Premium Exhibit - Parts 1 and 2 [Document Identifier 290] 
- 36. Private Flood Insurance Supplement [Document Identifier 560] 
- 37. Will the Mortgage Guaranty Insurance Exhibit [Document Identifier 565] 
- 38. Management's Report of Internal Control Over Financial Reporting [Document Identifier 223] 

**OVERFLOW PAGE FOR WRITE-INS**

**NONE**



SUPPLEMENT FOR THE YEAR 2025 OF THE TRUSTED RESOURCE UNDERWRITERS EXCHANGE OF OHIO

**EXHIBIT OF OTHER LIABILITIES BY LINES OF BUSINESS**  
**AS REPORTED ON LINE 17 OF THE EXHIBIT OF PREMIUMS AND LOSSES**  
 (To Be Filed by March 1)

NAIC Group Code 5107

NAIC Company Code 38652

	Direct Business Only			
	Prior Year	Current Year		
	1 Written Premium	2 Written Premium	3 Losses Paid (deducting salvage)	4 Losses Unpaid (Case Base)
1. Completed operations .....	0			
2. Errors & omissions (E&O) .....	0			
3. Directors & officers (D&O) .....	0			
4. Environmental liability .....	0			
5. Excess workers' compensation .....	0			
6. Commercial excess & umbrella .....	0			
7. Personal umbrella .....	0			
8. Employment liability .....	0			
9. Aggregate write-ins for facilities & premises (CGL) .....	2,428	(4)	1,578,161	0
10. Internet & cyber liability .....	0			
11. Aggregate write-ins for other .....	0	0	0	0
12. Total ASL 17 - other liability (sum of lines 1 through 11)	2,428	(4)	1,578,161	0
<b>DETAILS OF WRITE-INS</b>				
0901. FIRE LEGAL LIABILITY .....	2,428	(4)	(50,552)	
0902. PREMISES AND OPERATIONS LIABILITY .....	0		1,022,553	
0903. COMPREHENSIVE PERSONAL LIABILITY .....	0		606,159	
0998. Summary of remaining write-ins for Line 9 from overflow page .....	0	0	0	0
0999. Totals (Lines 0901 through 0903 plus 0998)(Line 9 above)	2,428	(4)	1,578,161	0
1101. AGGREGATE OTHER LINES OF BUSINESS LESS THAN 10% OF CATEGORY .....	0			
1102. ....				
1103. ....				
1198. Summary of remaining write-ins for Line 11 from overflow page .....	0	0	0	0
1199. Totals (Lines 1101 through 1103 plus 1198)(Line 11 above)	0	0	0	0