



PROPERTY AND CASUALTY COMPANIES - ASSOCIATION EDITION

# ANNUAL STATEMENT

FOR THE YEAR ENDED DECEMBER 31, 2025  
OF THE CONDITION AND AFFAIRS OF THE

## FARMERS INSURANCE OF COLUMBUS, INC.

NAIC Group Code 0069 0069 NAIC Company Code 36889 Employer's ID Number 31-0956373  
(Current) (Prior)

Organized under the Laws of Ohio, State of Domicile or Port of Entry OH  
Country of Domicile United States of America

Incorporated/Organized 04/05/1979 Commenced Business 06/08/1979

Statutory Home Office 6111 Oak Tree Boulevard, Suite #300, Independence, OH, US 44131-2585  
(Street and Number) (City or Town, State, Country and Zip Code)

Main Administrative Office 6301 Owensmouth Ave  
(Street and Number) 818-965-0263  
Woodland Hills, CA, US 91367-2216 (Area Code) (Telephone Number)  
(City or Town, State, Country and Zip Code)

Mail Address 6301 Owensmouth Ave, Woodland Hills, CA, US 91367-2216  
(Street and Number or P.O. Box) (City or Town, State, Country and Zip Code)

Primary Location of Books and Records 6301 Owensmouth Ave  
(Street and Number) 818-965-0263  
Woodland Hills, CA, US 91367-2216 (Area Code) (Telephone Number)  
(City or Town, State, Country and Zip Code)

Internet Website Address www.farmers.com

Statutory Statement Contact Maria Eugenia Aguilera, 818-965-0263  
(Name) (Area Code) (Telephone Number)  
mary.aguilera@bristolwest.com, 818-965-1178  
(E-mail Address) (FAX Number)

### OFFICERS

President Bhram Mehelli Dinshaw Vice President, Treasurer Thomas Sangkyu Noh  
Secretary Chau Thi Do Vice President, Actuary James Leslie Nutting

### OTHER

Seung Yong Yoo, Vice President

### DIRECTORS OR TRUSTEES

Thomas George Allen Bhram Mehelli Dinshaw Doren Eugene Hohl #  
Ronald Lee Marrone Thomas Mortimer McGee Janice Gale Scott

State of California County of San Diego SS: State of California County of Los Angeles SS: State of California County of Los Angeles SS:

The officers of this reporting entity being duly sworn, each depose and say that they are the described officers of said reporting entity, and that on the reporting period stated above, all of the herein described assets were the absolute property of the said reporting entity, free and clear from any liens or claims thereon, except as herein stated, and that this statement, together with related exhibits, schedules and explanations therein contained, annexed or referred to, is a full and true statement of all the assets and liabilities and of the condition and affairs of the said reporting entity as of the reporting period stated above, and of its income and deductions therefrom for the period ended, and have been completed in accordance with the NAIC Annual Statement Instructions and Accounting Practices and Procedures manual except to the extent that: (1) state law may differ; or, (2) that state rules or regulations require differences in reporting not related to accounting practices and procedures, according to the best of their information, knowledge and belief, respectively. Furthermore, the scope of this attestation by the described officers also includes the related corresponding electronic filing with the NAIC, when required, that is an exact copy (except for formatting differences due to electronic filing) of the enclosed statement. The electronic filing may be requested by various regulators in lieu of or in addition to the enclosed statement.

Bhram Mehelli Dinshaw Chau Thi Do Thomas Sangkyu Noh  
President Secretary Treasurer & Vice President

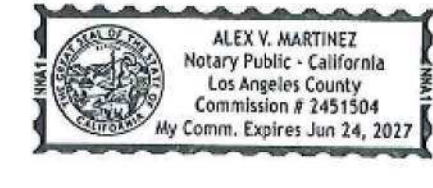
A notary public or other officer completing this certificate verifies only the identity of the individual who signed the document, to which this certificate is attached, and not the truthfulness, accuracy, or validity of that document.

a. Is this an original filing?  Yes [ X ] No [ ]  
b. If no,  
1. State the amendment number  
2. Date filed  
3. Number of pages attached


Subscribed and sworn to before me on this 31st day of January 2026 by Bhram Mehelli Dinshaw  
Date Month Year Name of Signor  
Proved to me on the basis of satisfactory evidence to be the person who appeared before me.  
Signature of Notary Public



Subscribed and sworn to before me on this 26th day of January 2026 by Chau Thi Do  
Date Month Year Name of Signor  
Proved to me on the basis of satisfactory evidence to be the person who appeared before me.  
Signature of Notary Public



Subscribed and sworn to before me on this 24th day of January 2026 by Thomas Sangkyu Noh  
Date Month Year Name of Signor  
Proved to me on the basis of satisfactory evidence to be the person who appeared before me.  
Signature of Notary Public





ANNUAL STATEMENT FOR THE YEAR 2025 OF THE FARMERS INSURANCE OF COLUMBUS, INC.

EXHIBIT OF PREMIUMS AND LOSSES (Statutory Page 14)

NAIC Group Code 0069

BUSINESS IN THE STATE OF California

DURING THE YEAR 2025

NAIC Company Code 36889

Table with 12 columns: Line of Business, Direct Premiums Written, Direct Premiums Earned, Dividends Paid or Credited to Policyholders on Direct Business, Direct Unearned Premium Reserves, Direct Losses Paid (deducting salvage), Direct Losses Incurred, Direct Losses Unpaid, Direct Defense and Cost Containment Expense Paid, Direct Defense and Cost Containment Expense Incurred, Direct Defense and Cost Containment Expense Unpaid, Commissions and Brokerage Expenses, Taxes, Licenses and Fees. Rows include various insurance categories like Fire, Multiple peril crop, Federal flood, etc., ending with a Total (a) of 5,794.

19 CA

(a) Finance and service charges not included in Lines 1 to 35 \$ ..... (b) For health business on indicated lines report: Number of persons insured under PPO managed care products ..... and number of persons insured under indemnity only products .....



ANNUAL STATEMENT FOR THE YEAR 2025 OF THE FARMERS INSURANCE OF COLUMBUS, INC.

EXHIBIT OF PREMIUMS AND LOSSES (Statutory Page 14)

NAIC Group Code 0069

BUSINESS IN THE STATE OF Michigan

DURING THE YEAR 2025

NAIC Company Code 36889

Line of Business	Gross Premiums, Including Policy and Membership Fees, Less Return Premiums and Premiums on Policies not Taken		3 Dividends Paid or Credited to Policyholders on Direct Business	4 Direct Unearned Premium Reserves	5 Direct Losses Paid (deducting salvage)	6 Direct Losses Incurred	7 Direct Losses Unpaid	8 Direct Defense and Cost Containment Expense Paid	9 Direct Defense and Cost Containment Expense Incurred	10 Direct Defense and Cost Containment Expense Unpaid	11 Commissions and Brokerage Expenses	12 Taxes, Licenses and Fees
	1 Direct Premiums Written	2 Direct Premiums Earned										
1. Fire												
2.1 Allied lines												
2.2 Multiple peril crop												
2.3 Federal flood												
2.4 Private crop												
2.5 Private flood												
3. Farmowners multiple peril												
4. Homeowners multiple peril												
5.1 Commercial multiple peril (non-liability portion)												
5.2 Commercial multiple peril (liability portion)												
6. Mortgage guaranty												
8. Ocean marine												
9.1 Inland marine												
9.2 Pet insurance plans												
10. Financial guaranty												
11.1 Medical professional liability - occurrence												
11.2 Medical professional liability - claims-made												
12. Earthquake												
13.1 Comprehensive (hospital and medical) ind (b)												
13.2 Comprehensive (hospital and medical) group (b)												
14. Credit A&H (group and Individual)												
15.1 Vision only (b)												
15.2 Dental only (b)												
15.3 Disability income (b)												
15.4 Medicare supplement (b)												
15.5 Medicaid Title XIX (b)												
15.6 Medicare Title XVIII (b)												
15.7 Long-term care (b)												
15.8 Federal employees health benefits plan (b)												
15.9 Other health (b)												
16. Workers' compensation												
17.1 Other liability - occurrence												
17.2 Other liability - claims-Made												
17.3 Excess workers' compensation												
18.1 Products liability - occurrence												
18.2 Products liability - claims-made												
19.1 Private passenger auto no-fault (personal injury protection)												
19.2 Other private passenger auto liability												
19.3 Commercial auto no-fault (personal injury protection)												
19.4 Other commercial auto liability												
21.1 Private passenger auto physical damage												
21.2 Commercial auto physical damage												
22. Aircraft (all perils)												
23. Fidelity												
24. Surety												
26. Burglary and theft												
27. Boiler and machinery												
28. Credit												
29. International												
30. Warranty												
31. Reins nonproportional assumed property	XXX	XXX	XXX	XXX	XXX	XXX	XXX	XXX	XXX	XXX	XXX	XXX
32. Reins nonproportional assumed liability	XXX	XXX	XXX	XXX	XXX	XXX	XXX	XXX	XXX	XXX	XXX	XXX
33. Reins nonproportional assumed financial lines	XXX	XXX	XXX	XXX	XXX	XXX	XXX	XXX	XXX	XXX	XXX	XXX
34. Aggregate write-ins for other lines of business												
35. Total (a)												
<b>DETAILS OF WRITE-INS</b>												
3401.												
3402.												
3403.												
3498. Summary of remaining write-ins for Line 34 from overflow page												
3499. Totals (Lines 3401 through 3403 plus 3498)(Line 34 above)												

NONE

(a) Finance and service charges not included in Lines 1 to 35 \$ .....  
(b) For health business on indicated lines report: Number of persons insured under PPO managed care products ..... and number of persons insured under indemnity only products .....

19.MI



ANNUAL STATEMENT FOR THE YEAR 2025 OF THE FARMERS INSURANCE OF COLUMBUS, INC.

EXHIBIT OF PREMIUMS AND LOSSES (Statutory Page 14)

NAIC Group Code 0069

BUSINESS IN THE STATE OF Ohio

DURING THE YEAR 2025

NAIC Company Code 36889

Table with 12 columns: Line of Business, Direct Premiums Written, Direct Premiums Earned, Dividends Paid or Credited to Policyholders on Direct Business, Direct Unearned Premium Reserves, Direct Losses Paid (deducting salvage), Direct Losses Incurred, Direct Losses Unpaid, Direct Defense and Cost Containment Expense Paid, Direct Defense and Cost Containment Expense Incurred, Direct Defense and Cost Containment Expense Unpaid, Commissions and Brokerage Expenses, Taxes, Licenses and Fees. Rows include various insurance categories like Fire, Commercial multiple peril, and Auto physical damage.

(a) Finance and service charges not included in Lines 1 to 35 \$ 490,092
(b) For health business on indicated lines report: Number of persons insured under PPO managed care products and number of persons insured under indemnity only products

19 OH



ANNUAL STATEMENT FOR THE YEAR 2025 OF THE FARMERS INSURANCE OF COLUMBUS, INC.

EXHIBIT OF PREMIUMS AND LOSSES (Statutory Page 14)

NAIC Group Code 0069

BUSINESS IN THE STATE OF Grand Total

DURING THE YEAR 2025

NAIC Company Code 36889

Table with 12 columns: Line of Business, Direct Premiums Written, Direct Premiums Earned, Dividends Paid or Credited to Policyholders on Direct Business, Direct Unearned Premium Reserves, Direct Losses Paid (deducting salvage), Direct Losses Incurred, Direct Losses Unpaid, Direct Defense and Cost Containment Expense Paid, Direct Defense and Cost Containment Expense Incurred, Direct Defense and Cost Containment Expense Unpaid, Commissions and Brokerage Expenses, Taxes, Licenses and Fees. Rows include various insurance categories like Fire, Commercial multiple peril, and Total (a).

(a) Finance and service charges not included in Lines 1 to 35 \$ 490,092
(b) For health business on indicated lines report: Number of persons insured under PPO managed care products and number of persons insured under indemnity only products

19GT





ANNUAL STATEMENT FOR THE YEAR 2025 OF THE FARMERS INSURANCE OF COLUMBUS, INC.

**SCHEDULE F - PART 3**

Ceded Reinsurance as of December 31, Current Year (\$000 Omitted)

1 ID Number	2 NAIC Com- pany Code	3 Name of Reinsurer	4 Domiciliary Jurisdiction	5 Special Code	6 Reinsurance Premiums Ceded	Reinsurance Recoverable On									16 Amount in Dispute included in Column 15	Reinsurance Payable		19 Net Amount Recoverable From Reinsurers Cols. 15 - [17 + 18]	20 Funds Held by Company Under Reinsurance Treaties
						7 Paid Losses	8 Paid LAE	9 Known Case Loss Reserves	10 Known Case LAE Reserves	11 IBNR Loss Reserves	12 IBNR LAE Reserves	13 Unearned Premiums	14 Contingent Commis- sions	15 Columns 7 through 14 Totals		17 Ceded Balances Payable	18 Other Amounts Due to Reinsurers		
95-2575893	21652	FARMERS INSURANCE EXCHANGE	CA		84,208	2,826	462	15,227		19,682	6,956	25,163		70,316		5,007		65,308	
0199999		Total authorized - affiliates - U.S. intercompany pooling			84,208	2,826	462	15,227		19,682	6,956	25,163		70,316		5,007		65,308	
0499999		Total authorized - affiliates - U.S. non-pool																	
0799999		Total authorized - affiliates - other (non-U.S.)																	
0899999		Total authorized - affiliates			84,208	2,826	462	15,227		19,682	6,956	25,163		70,316		5,007		65,308	
1499999		Total authorized excluding Protected Cells (Sum of 0899999, 0999999, 1099999, 1199999 and 1299999)			84,208	2,826	462	15,227		19,682	6,956	25,163		70,316		5,007		65,308	
1899999		Total unauthorized - affiliates - U.S. non-pool																	
2199999		Total unauthorized - affiliates - other (non-U.S.)																	
2299999		Total unauthorized - affiliates																	
2899999		Total unauthorized excluding Protected Cells (Sum of 2299999, 2399999, 2499999, 2599999 and 2699999)																	
3299999		Total certified - affiliates - U.S. non-pool																	
3599999		Total certified - affiliates - other (non-U.S.)																	
3699999		Total certified - affiliates																	
4299999		Total certified excluding Protected Cells (Sum of 3699999, 3799999, 3899999, 3999999 and 4099999)																	
4699999		Total reciprocal jurisdiction - affiliates - U.S. non-pool																	
4999999		Total reciprocal jurisdiction - affiliates - other (non-U.S.)																	
5099999		Total reciprocal jurisdiction - affiliates																	
5699999		Total reciprocal jurisdiction excluding Protected Cells (Sum of 5099999, 5199999, 5299999, 5399999 and 5499999)																	
5799999		Total authorized, unauthorized, reciprocal jurisdiction and certified excluding Protected Cells (Sum of 1499999, 2899999, 4299999 and 5699999)			84,208	2,826	462	15,227		19,682	6,956	25,163		70,316		5,007		65,308	
5899999		Total Protected Cells (Sum of 1399999, 2799999, 4199999 and 5599999)																	
9999999		Totals			84,208	2,826	462	15,227		19,682	6,956	25,163		70,316		5,007		65,308	

ANNUAL STATEMENT FOR THE YEAR 2025 OF THE FARMERS INSURANCE OF COLUMBUS, INC.

**SCHEDULE F - PART 3 (Continued)**

Ceded Reinsurance as of December 31, Current Year (\$000 Omitted)  
(Credit Risk)

ID Number From Col. 1	Name of Reinsurer From Col. 3	Collateral				25 Total Funds Held, Payables & Collateral	26 Net Recoverable Net of Funds Held & Collateral	27 Applicable Sch. F Penalty (Col. 78)	Ceded Reinsurance Credit Risk								
		21 Multiple Beneficiary Trusts	22 Letters of Credit	23 Issuing or Confirming Bank Reference Number	24 Single Beneficiary Trusts & Other Allowable Collateral				28 Total Amount Recoverable from Reinsurers Less Penalty (Cols. 15-27)	29 Stressed Recoverable (Col. 28 * 120%)	30 Reinsurance Payable & Funds Held (Cols. 17+18+20; but not in excess of Col. 29)	31 Stressed Net Recoverable (Cols. 29-30)	32 Total Collateral (Cols. 21+22 + 24, not in Excess of Col. 31)	33 Stressed Net Recoverable Net of Collateral Offsets (Cols. 31-32)	34 Reinsurer Designation Equivalent	35 Credit Risk on Collateralized Recoverables (Col. 32 * Factor Applicable to Reinsurer Designation Equivalent in Col. 34)	36 Credit Risk on Un-collateralized Recoverables (Col. 33 * Factor Applicable to Reinsurer Designation Equivalent in Col. 34)
95-2575893	FARMERS INSURANCE EXCHANGE					5,007	65,308		XXX	XXX	XXX	XXX	XXX	XXX	XXX	XXX	XXX
0199999	Total authorized - affiliates - U.S. intercompany pooling			XXX		5,007	65,308		XXX	XXX	XXX	XXX	XXX	XXX	XXX	XXX	XXX
0499999	Total authorized - affiliates - U.S. non-pool			XXX					XXX	XXX	XXX	XXX	XXX	XXX	XXX	XXX	XXX
0799999	Total authorized - affiliates - other (non-U.S.)			XXX											XXX		
0899999	Total authorized - affiliates			XXX		5,007	65,308								XXX		
1499999	Total authorized excluding Protected Cells (Sum of 0899999, 0999999, 1099999, 1199999 and 1299999)			XXX		5,007	65,308								XXX		
1899999	Total unauthorized - affiliates - U.S. non-pool			XXX					XXX	XXX	XXX	XXX	XXX	XXX	XXX	XXX	XXX
2199999	Total unauthorized - affiliates - other (non-U.S.)			XXX											XXX		
2299999	Total unauthorized - affiliates			XXX											XXX		
2899999	Total unauthorized excluding Protected Cells (Sum of 2299999, 2399999, 2499999, 2599999 and 2699999)			XXX											XXX		
3299999	Total certified - affiliates - U.S. non-pool			XXX					XXX	XXX	XXX	XXX	XXX	XXX	XXX	XXX	XXX
3599999	Total certified - affiliates - other (non-U.S.)			XXX											XXX		
3699999	Total certified - affiliates			XXX											XXX		
4299999	Total certified excluding Protected Cells (Sum of 3699999, 3799999, 3899999, 3999999 and 4099999)			XXX											XXX		
4699999	Total reciprocal jurisdiction - affiliates - U.S. non-pool			XXX					XXX	XXX	XXX	XXX	XXX	XXX	XXX	XXX	XXX
4999999	Total reciprocal jurisdiction - affiliates - other (non-U.S.)			XXX											XXX		
5099999	Total reciprocal jurisdiction - affiliates			XXX											XXX		
5699999	Total reciprocal jurisdiction excluding Protected Cells (Sum of 5099999, 5199999, 5299999, 5399999 and 5499999)			XXX											XXX		
5799999	Total authorized, unauthorized, reciprocal jurisdiction and certified excluding Protected Cells (Sum of 1499999, 2899999, 4299999 and 5699999)			XXX		5,007	65,308								XXX		
5899999	Total Protected Cells (Sum of 1399999, 2799999, 4199999 and 5599999)			XXX					XXX	XXX	XXX	XXX	XXX	XXX	XXX	XXX	XXX
9999999	Totals			XXX		5,007	65,308								XXX		

ANNUAL STATEMENT FOR THE YEAR 2025 OF THE FARMERS INSURANCE OF COLUMBUS, INC.

**SCHEDULE F - PART 3 (Continued)**

Ceded Reinsurance as of December 31, Current Year (\$000 Omitted)  
(Aging of Ceded Reinsurance)

ID Number From Col. 1	Name of Reinsurer From Col. 3	Reinsurance Recoverable on Paid Losses and Paid Loss Adjustment Expenses							44 Total Recoverable on Paid Losses & LAE Amounts in Dispute Included in Col. 43	45 Recoverable on Paid Losses & LAE Over 90 Days Past Due Amounts Included in Cols. 40 & 41	46 Total Recoverable on Paid Losses & LAE Amounts Not in Dispute (Cols 43-44)	47 Recoverable on Paid Losses & LAE Over 90 Days Past Due Amounts Not in Dispute (Cols. 40 + 41 - 45)	48 Amounts Received Prior 90 Days	49 Percentage Overdue Col. 42/Col. 43	50 Percentage of Amounts More Than 90 Days Overdue Not in Dispute (Col. 47/[Cols. 46+48])	51 Percentage More Than 120 Days Overdue (Col. 41/ Col. 43)	52 Is the Amount in Col. 50 Less Than 20%? (Yes or No)	53 Amounts in Col. 47 for Reinsurers with Values Less Than 20% in Col. 50
		37 Current	38 Overdue				42 Total Overdue Cols. 38+39 +40+41	43 Total Due Cols. 37+42 (In total should equal Cols. 7+8)										
			38 1 - 29 Days	39 30 - 90 Days	40 91 - 120 Days	41 Over 120 Days												
95-2575893	FARMERS INSURANCE EXCHANGE	3,288					3,288			3,288								
0199999	Total authorized - affiliates - U.S. intercompany pooling	3,288					3,288			3,288								XXX
0499999	Total authorized - affiliates - U.S. non-pool																	XXX
0799999	Total authorized - affiliates - other (non-U.S.)																	XXX
0899999	Total authorized - affiliates	3,288					3,288			3,288								XXX
1499999	Total authorized excluding Protected Cells (Sum of 0899999, 0999999, 1099999, 1199999 and 1299999)	3,288					3,288			3,288								XXX
1899999	Total unauthorized - affiliates - U.S. non-pool																	XXX
2199999	Total unauthorized - affiliates - other (non-U.S.)																	XXX
2299999	Total unauthorized - affiliates																	XXX
2899999	Total unauthorized excluding Protected Cells (Sum of 2299999, 2399999, 2499999, 2599999 and 2699999)																	XXX
3299999	Total certified - affiliates - U.S. non-pool																	XXX
3599999	Total certified - affiliates - other (non-U.S.)																	XXX
3699999	Total certified - affiliates																	XXX
4299999	Total certified excluding Protected Cells (Sum of 3699999, 3799999, 3899999, 3999999 and 4099999)																	XXX
4699999	Total reciprocal jurisdiction - affiliates - U.S. non-pool																	XXX
4999999	Total reciprocal jurisdiction - affiliates - other (non-U.S.)																	XXX
5099999	Total reciprocal jurisdiction - affiliates																	XXX
5699999	Total reciprocal jurisdiction excluding Protected Cells (Sum of 5099999, 5199999, 5299999, 5399999 and 5499999)																	XXX
5799999	Total authorized, unauthorized, reciprocal jurisdiction and certified excluding Protected Cells (Sum of 1499999, 2899999, 4299999 and 5699999)	3,288					3,288			3,288								XXX
5899999	Total Protected Cells (Sum of 1399999, 2799999, 4199999 and 5599999)																	XXX
9999999	Totals	3,288					3,288			3,288								XXX

ANNUAL STATEMENT FOR THE YEAR 2025 OF THE FARMERS INSURANCE OF COLUMBUS, INC.

**SCHEDULE F - PART 3 (Continued)**

Ceded Reinsurance as of December 31, Current Year (\$000 Omitted)  
(Provision for Reinsurance for Certified Reinsurers)

ID Number From Col. 1	Name of Reinsurer From Col. 3	Provision for Certified Reinsurance													Complete if Col. 52 = "No"; Otherwise Enter 0			69 Provision for Overdue Reinsurance Ceded to Certified Reinsurers (Greater of [Col. 62 + Col. 65] or Col.68; not to Exceed Col. 63)
		54	55	56	57	58	59	60	61	62	63	64	65	66	67	68		
		Certified Reinsurer Rating (1 through 6)	Effective Date of Certified Reinsurer Rating	Percent Collateral Required for Full Credit (0% through 100%)	Catastrophe Recoverables Qualifying for Collateral Deferral	Net Recoverables Subject to Collateral Requirements for Full Credit (Col. 19 - Col. 57)	Dollar Amount of Collateral Required (Col. 56 * Col. 58)	Percent of Collateral Provided for Net Recoverables Subject to Collateral Requirements ([Col. 20 + Col. 21 + Col. 22 + Col. 24] / Col. 58)	Percent Credit Allowed on Net Recoverables Subject to Collateral Requirements (Col. 60 / Col. 56, not to exceed 100%)	20% of Recoverable on Paid Losses & LAE Over 90 Days Past Due Amounts in Dispute (Col. 45 * 20%)	Amount of Credit Allowed for Net Recoverables (Col. 57 + [Col. 58 * Col. 61])	Provision for Reinsurance with Certified Reinsurers Due to Collateral Deficiency (Col. 19 - Col. 63)	20% of Recoverable on Paid Losses & LAE Over 90 Days Past Due Amounts Not in Dispute (Col. 47 * 20%)	Total Collateral Provided (Col. 20 + Col. 21 + Col. 22 + Col. 24, not to Exceed Col. 63)	Net Unsecured Recoverable for Which Credit is Allowed (Col. 63 - Col. 66)	20% of Amount in Col. 67		
95-2575893	FARMERS INSURANCE EXCHANGE	XXX	XXX	XXX	XXX	XXX	XXX	XXX	XXX	XXX	XXX	XXX	XXX	XXX	XXX	XXX	XXX	
0199999	Total authorized - affiliates - U.S. intercompany pooling			XXX	XXX	XXX	XXX	XXX	XXX	XXX	XXX	XXX	XXX	XXX	XXX	XXX	XXX	
0499999	Total authorized - affiliates - U.S. non-pool			XXX	XXX	XXX	XXX	XXX	XXX	XXX	XXX	XXX	XXX	XXX	XXX	XXX	XXX	
0799999	Total authorized - affiliates - other (non-U.S.)			XXX	XXX	XXX	XXX	XXX	XXX	XXX	XXX	XXX	XXX	XXX	XXX	XXX	XXX	
0899999	Total authorized - affiliates			XXX	XXX	XXX	XXX	XXX	XXX	XXX	XXX	XXX	XXX	XXX	XXX	XXX	XXX	
1499999	Total authorized excluding Protected Cells (Sum of 0899999, 0999999, 1099999, 1199999 and 1299999)			XXX	XXX	XXX	XXX	XXX	XXX	XXX	XXX	XXX	XXX	XXX	XXX	XXX	XXX	
1899999	Total unauthorized - affiliates - U.S. non-pool			XXX	XXX	XXX	XXX	XXX	XXX	XXX	XXX	XXX	XXX	XXX	XXX	XXX	XXX	
2199999	Total unauthorized - affiliates - other (non-U.S.)			XXX	XXX	XXX	XXX	XXX	XXX	XXX	XXX	XXX	XXX	XXX	XXX	XXX	XXX	
2299999	Total unauthorized - affiliates			XXX	XXX	XXX	XXX	XXX	XXX	XXX	XXX	XXX	XXX	XXX	XXX	XXX	XXX	
2899999	Total unauthorized excluding Protected Cells (Sum of 2299999, 2399999, 2499999, 2599999 and 2699999)			XXX	XXX	XXX	XXX	XXX	XXX	XXX	XXX	XXX	XXX	XXX	XXX	XXX	XXX	
3299999	Total certified - affiliates - U.S. non-pool			XXX				XXX	XXX									
3599999	Total certified - affiliates - other (non-U.S.)			XXX				XXX	XXX									
3699999	Total certified - affiliates			XXX				XXX	XXX									
4299999	Total certified excluding Protected Cells (Sum of 3699999, 3799999, 3899999, 3999999 and 4099999)			XXX				XXX	XXX									
4699999	Total reciprocal jurisdiction - affiliates - U.S. non-pool			XXX	XXX	XXX	XXX	XXX	XXX	XXX	XXX	XXX	XXX	XXX	XXX	XXX	XXX	
4999999	Total reciprocal jurisdiction - affiliates - other (non-U.S.)			XXX	XXX	XXX	XXX	XXX	XXX	XXX	XXX	XXX	XXX	XXX	XXX	XXX	XXX	
5099999	Total reciprocal jurisdiction - affiliates			XXX	XXX	XXX	XXX	XXX	XXX	XXX	XXX	XXX	XXX	XXX	XXX	XXX	XXX	
5699999	Total reciprocal jurisdiction excluding Protected Cells (Sum of 5099999, 5199999, 5299999, 5399999 and 5499999)			XXX	XXX	XXX	XXX	XXX	XXX	XXX	XXX	XXX	XXX	XXX	XXX	XXX	XXX	
5799999	Total authorized, unauthorized, reciprocal jurisdiction and certified excluding Protected Cells (Sum of 1499999, 2899999, 4299999 and 5699999)			XXX				XXX	XXX									
5899999	Total Protected Cells (Sum of 1399999, 2799999, 4199999 and 5599999)			XXX				XXX	XXX									
9999999	Totals			XXX				XXX	XXX									

ANNUAL STATEMENT FOR THE YEAR 2025 OF THE FARMERS INSURANCE OF COLUMBUS, INC.

**SCHEDULE F - PART 3 (Continued)**

Ceded Reinsurance as of December 31, Current Year (\$000 Omitted)  
(Total Provision for Reinsurance)

ID Number From Col. 1	Name of Reinsurer From Col. 3	70 20% of Recoverable on Paid Losses & LAE Over 90 Days past Due Amounts Not in Dispute (Col. 47 * 20%)	71 Provision for Unauthorized Reinsurance		73 Provision for Overdue Authorized and Reciprocal Jurisdiction Reinsurance		75 Total Provision for Reinsurance			
			72 Provision for Reinsurance with Unauthorized Reinsurers Due to Collateral Deficiency (Col. 26)	72 Provision for Overdue Reinsurance from Unauthorized Reinsurers and Amounts in Dispute (Col. 70 + 20% of the Amount in Col. 16)	73 Complete if Col. 52 = "Yes"; Otherwise Enter 0  20% of Recoverable on Paid Losses & LAE Over 90 Days Past Due Amounts Not in Dispute + 20% of Amounts in Dispute ([Col. 47 * 20%] + [Col. 45 * 20%])	74 Complete if Col. 52 = "No"; Otherwise Enter 0  Greater of 20% of Net Recoverable Net of Funds Held & Collateral, or 20% of Recoverable on Paid Losses & LAE Over 90 Days Past Due (Greater of Col. 26 * 20% or Cols. [40 + 41] * 20%)	75 Provision for Amounts Ceded to Authorized and Reciprocal Jurisdiction Reinsurers (Cols. 73 + 74)	76 Provision for Amounts Ceded to Unauthorized Reinsurers (Cols. 71 + 72 Not in Excess of Col. 15)	77 Provision for Amounts Ceded to Certified Reinsurers (Cols. 64 + 69)	78 Total Provision for Reinsurance (Cols. 75 + 76 + 77)
95-2575893	FARMERS INSURANCE EXCHANGE		XXX	XXX				XXX	XXX	
0199999	Total authorized - affiliates - U.S. intercompany pooling		XXX	XXX				XXX	XXX	
0499999	Total authorized - affiliates - U.S. non-pool		XXX	XXX				XXX	XXX	
0799999	Total authorized - affiliates - other (non-U.S.)		XXX	XXX				XXX	XXX	
0899999	Total authorized - affiliates		XXX	XXX				XXX	XXX	
1499999	Total authorized excluding Protected Cells (Sum of 0899999, 0999999, 1099999, 1199999 and 1299999)		XXX	XXX				XXX	XXX	
1899999	Total unauthorized - affiliates - U.S. non-pool				XXX	XXX	XXX		XXX	
2199999	Total unauthorized - affiliates - other (non-U.S.)				XXX	XXX	XXX		XXX	
2299999	Total unauthorized - affiliates				XXX	XXX	XXX		XXX	
2899999	Total unauthorized excluding Protected Cells (Sum of 2299999, 2399999, 2499999, 2599999 and 2699999)				XXX	XXX	XXX		XXX	
3299999	Total certified - affiliates - U.S. non-pool	XXX	XXX	XXX	XXX	XXX	XXX	XXX	XXX	
3599999	Total certified - affiliates - other (non-U.S.)	XXX	XXX	XXX	XXX	XXX	XXX	XXX	XXX	
3699999	Total certified - affiliates	XXX	XXX	XXX	XXX	XXX	XXX	XXX	XXX	
4299999	Total certified excluding Protected Cells (Sum of 3699999, 3799999, 3899999, 3999999 and 4099999)	XXX	XXX	XXX	XXX	XXX	XXX	XXX	XXX	
4699999	Total reciprocal jurisdiction - affiliates - U.S. non-pool		XXX	XXX				XXX	XXX	
4999999	Total reciprocal jurisdiction - affiliates - other (non-U.S.)		XXX	XXX				XXX	XXX	
5099999	Total reciprocal jurisdiction - affiliates		XXX	XXX				XXX	XXX	
5699999	Total reciprocal jurisdiction excluding Protected Cells (Sum of 5099999, 5199999, 5299999, 5399999 and 5499999)		XXX	XXX				XXX	XXX	
5799999	Total authorized, unauthorized, reciprocal jurisdiction and certified excluding Protected Cells (Sum of 1499999, 2899999, 4299999 and 5699999)									
5899999	Total Protected Cells (Sum of 1399999, 2799999, 4199999 and 5599999)									
9999999	Totals									



ANNUAL STATEMENT FOR THE YEAR 2025 OF THE FARMERS INSURANCE OF COLUMBUS, INC.

**SCHEDULE F - PART 5**

Interrogatories for Schedule F, Part 3 (000 Omitted)

A. Report the five largest provisional commission rates included in the cedant's reinsurance treaties. The commission rate to be reported is by contract with ceded premium in excess of \$50,000:

	1 <u>Name of Reinsurer</u>	2 <u>Commission Rate</u>	3 <u>Ceded Premium</u>
1.	.....	.....	.....
2.	.....	.....	.....
3.	.....	.....	.....
4.	.....	.....	.....
5.	.....	.....	.....

B. Report the five largest reinsurance recoverables reported in Schedule F, Part 3, Column 15, due from any one reinsurer (based on the total recoverables, Schedule F, Part 3, Line 9999999, Column 15), the amount of ceded premium, and indicate whether the recoverables are due from an affiliated insurer.

	1 <u>Name of Reinsurer</u>	2 <u>Total Recoverables</u>	3 <u>Ceded Premiums</u>	4 <u>Affiliated</u>
6.	FARMERS INSURANCE EXCHANGE .....	70,316	84,208	Yes [ X ] No [ ]
7.	.....	.....	.....	Yes [ ] No [ ]
8.	.....	.....	.....	Yes [ ] No [ ]
9.	.....	.....	.....	Yes [ ] No [ ]
10.	.....	.....	.....	Yes [ ] No [ ]

NOTE: Disclosure of the five largest provisional commission rates should exclude mandatory pools and joint underwriting associations.

ANNUAL STATEMENT FOR THE YEAR 2025 OF THE FARMERS INSURANCE OF COLUMBUS, INC.

**SCHEDULE F - PART 6**

Restatement of Balance Sheet to Identify Net Credit for Reinsurance

	1 As Reported (Net of Ceded)	2 Restatement Adjustments	3 Restated (Gross of Ceded)
ASSETS (Page 2, Col. 3)			
1. Cash and invested assets (Line 12) .....	332,598,764		332,598,764
2. Premiums and considerations (Line 15) .....	42,058,472		42,058,472
3. Reinsurance recoverable on loss and loss adjustment expense payments (Line 16.1) .....	3,287,866	(3,287,866)	
4. Funds held by or deposited with reinsured companies (Line 16.2) .....			
5. Other assets .....	8,808,607		8,808,607
6. Net amount recoverable from reinsurers .....		65,139,394	65,139,394
7. Protected cell assets (Line 27) .....			
8. Totals (Line 28) .....	386,753,709	61,851,528	448,605,237
LIABILITIES (Page 3)			
9. Losses and loss adjustment expenses (Lines 1 through 3) .....	119,567,613	41,864,886	161,432,499
10. Taxes, expenses, and other obligations (Lines 4 through 8) .....	1,340,396		1,340,396
11. Unearned premiums (Line 9) .....	100,852,089	25,162,832	126,014,921
12. Advance premiums (Line 10) .....	2,133,112		2,133,112
13. Dividends declared and unpaid (Line 11.1 and 11.2) .....			
14. Ceded reinsurance premiums payable (net of ceding commissions (Line 12) .....	5,007,109	(5,007,109)	
15. Funds held by company under reinsurance treaties (Line 13) .....			
16. Amounts withheld or retained by company for account of others (Line 14) .....			
17. Provision for reinsurance (Line 16) .....			
18. Other liabilities .....	2,789,936	(169,082)	2,620,854
19. Total liabilities excluding protected cell business (Line 26) .....	231,690,254	61,851,528	293,541,782
20. Protected cell liabilities (Line 27) .....			
21. Surplus as regards policyholders (Line 37)	155,063,455	XXX	155,063,455
22. Totals (Line 38)	386,753,709	61,851,528	448,605,237

NOTE: Is the restatement of this exhibit the result of grossing up balances ceded to affiliates under 100 percent reinsurance or pooling arrangements? ..... Yes [ X ] No [ ]

If yes, give full explanation: The Company cedes all of its business to Farmers Insurance Exchange under a 100% quota share reinsurance agreement. ....

**SCHEDULE H - ACCIDENT AND HEALTH EXHIBIT**  
**PART 1 - ANALYSIS OF UNDERWRITING OPERATIONS**

	Total		Comprehensive (Hospital and Medical) Individual		Comprehensive (Hospital and Medical) Group		Medicare Supplement		Vision Only		Dental Only		Federal Employees Health Benefits Plan	
	1 Amount	2 %	3 Amount	4 %	5 Amount	6 %	7 Amount	8 %	9 Amount	10 %	11 Amount	12 %	13 Amount	14 %
1. Premiums written .....		XXX		XXX		XXX		XXX		XXX		XXX		XXX
2. Premiums earned .....		XXX		XXX		XXX		XXX		XXX		XXX		XXX
3. Incurred claims .....														
4. Cost containment expenses .....														
5. Incurred claims and cost containment expenses (Lines 3 and 4) .....														
6. Increase in contract reserves .....														
7. Commissions (a) .....														
8. Other general insurance expenses .....	35						8							
9. Taxes, licenses and fees .....	292						40							
10. Total other expenses incurred .....	327						48							
11. Aggregate write-ins for deductions .....														
12. Gain from underwriting before dividends or refunds .....	(327)						(48)							
13. Dividends or refunds .....														
14. Gain from underwriting after dividends or refunds .....	(327)						(48)							
<b>DETAILS OF WRITE-INS</b>														
1101. ....														
1102. ....														
1103. ....														
1198. Summary of remaining write-ins for Line 11 from overflow page .....														
1199. Totals (Lines 1101 through 1103 plus 1198)(Line 11 above) .....														

	Medicare Title XVIII		Medicaid Title XIX		Credit A&H		Disability Income		Long-Term Care		Other Health	
	15 Amount	16 %	17 Amount	18 %	19 Amount	20 %	21 Amount	22 %	23 Amount	24 %	25 Amount	26 %
1. Premiums written .....		XXX		XXX		XXX		XXX		XXX		XXX
2. Premiums earned .....		XXX		XXX		XXX		XXX		XXX		XXX
3. Incurred claims .....												
4. Cost containment expenses .....												
5. Incurred claims and cost containment expenses (Lines 3 and 4) .....												
6. Increase in contract reserves .....												
7. Commissions (a) .....												
8. Other general insurance expenses .....											27	
9. Taxes, licenses and fees .....											252	
10. Total other expenses incurred .....											279	
11. Aggregate write-ins for deductions .....												
12. Gain from underwriting before dividends or refunds .....											(279)	
13. Dividends or refunds .....												
14. Gain from underwriting after dividends or refunds .....											(279)	
<b>DETAILS OF WRITE-INS</b>												
1101. ....												
1102. ....												
1103. ....												
1198. Summary of remaining write-ins for Line 11 from overflow page .....												
1199. Totals (Lines 1101 through 1103 plus 1198)(Line 11 above) .....												

(a) Includes \$ ..... reported as "Contract, membership and other fees retained by agents."

Schedule H - Part 2 - Reserves and Liabilities

**NONE**

Schedule H - Part 3 - Test of Prior Year's Claim Reserves and Liabilities

**NONE**

Schedule H - Part 4 - Reinsurance

**NONE**

Schedule H - Part 5 - Health Claims

**NONE**

ANNUAL STATEMENT FOR THE YEAR 2025 OF THE FARMERS INSURANCE OF COLUMBUS, INC.

**SCHEDULE P - PART 1A - HOMEOWNERS/FARMOWNERS**

(\$000 OMITTED)

Years in Which Premiums Were Earned and Losses Were Incurred	Premiums Earned			Loss and Loss Expense Payments						10 Salvage and Subrogation Received	11 Total Net Paid Cols (4 - 5 + 6 - 7 + 8 - 9)	12 Number of Claims Reported Direct and Assumed
	1 Direct and Assumed	2 Ceded	3 Net (1 - 2)	Loss Payments		Defense and Cost Containment Payments		Adjusting and Other Payments				
				4 Direct and Assumed	5 Ceded	6 Direct and Assumed	7 Ceded	8 Direct and Assumed	9 Ceded			
	1. Prior.....	XXX.....	XXX.....	XXX.....	22.....	2.....	8.....	0.....	3.....			
2. 2016.....	55,707.....	12,900.....	42,807.....	29,428.....	6,250.....	565.....	149.....	3,777.....	878.....	414.....	26,493.....	4,939.....
3. 2017.....	57,235.....	15,686.....	41,549.....	40,083.....	15,459.....	719.....	553.....	4,189.....	989.....	507.....	27,990.....	5,519.....
4. 2018.....	58,303.....	19,228.....	39,075.....	36,762.....	14,156.....	659.....	734.....	4,070.....	1,292.....	1,514.....	25,310.....	4,804.....
5. 2019.....	60,006.....	18,847.....	41,158.....	32,306.....	9,318.....	603.....	173.....	4,025.....	1,362.....	449.....	26,081.....	4,693.....
6. 2020.....	61,139.....	18,694.....	42,445.....	41,996.....	13,980.....	605.....	127.....	3,732.....	1,208.....	484.....	31,017.....	4,836.....
7. 2021.....	72,123.....	25,160.....	46,963.....	49,548.....	17,343.....	631.....	278.....	4,507.....	1,750.....	467.....	35,315.....	5,888.....
8. 2022.....	80,456.....	31,337.....	49,119.....	53,279.....	19,481.....	764.....	315.....	4,474.....	1,614.....	647.....	37,107.....	5,462.....
9. 2023.....	86,883.....	33,799.....	53,084.....	56,284.....	19,107.....	617.....	238.....	4,408.....	1,906.....	349.....	40,058.....	5,885.....
10. 2024.....	93,028.....	33,511.....	59,517.....	42,485.....	13,503.....	486.....	142.....	4,160.....	1,867.....	194.....	31,618.....	5,022.....
11. 2025.....	100,461.....	34,060.....	66,401.....	32,801.....	13,707.....	224.....	310.....	2,543.....	1,491.....	15.....	20,061.....	3,442.....
12. Totals.....	XXX.....	XXX.....	XXX.....	414,993.....	142,306.....	5,881.....	3,019.....	39,888.....	14,357.....	5,041.....	301,080.....	XXX.....

	Losses Unpaid				Defense and Cost Containment Unpaid				Adjusting and Other Unpaid		23 Salvage and Subrogation Anticipated	24 Total Net Losses and Expenses Unpaid	25 Number of Claims Outstanding Direct and Assumed
	Case Basis		Bulk + IBNR		Case Basis		Bulk + IBNR		21 Direct and Assumed	22 Ceded			
	13 Direct and Assumed	14 Ceded	15 Direct and Assumed	16 Ceded	17 Direct and Assumed	18 Ceded	19 Direct and Assumed	20 Ceded					
	1. Prior.....	90.....	2.....	63.....	8.....	.....	.....	12.....	0.....	3.....			
2. 2016.....	15.....	2.....	29.....	1.....	0.....	2.....	4.....	(1).....	11.....	.....	0.....	56.....	.....
3. 2017.....	26.....	4.....	89.....	406.....	0.....	0.....	6.....	27.....	4.....	.....	1.....	(313).....	.....
4. 2018.....	11.....	8.....	42.....	46.....	0.....	0.....	10.....	37.....	5.....	.....	1.....	(24).....	.....
5. 2019.....	36.....	13.....	48.....	23.....	0.....	0.....	16.....	5.....	10.....	.....	2.....	69.....	1.....
6. 2020.....	69.....	21.....	387.....	128.....	0.....	0.....	27.....	15.....	10.....	.....	8.....	329.....	1.....
7. 2021.....	173.....	51.....	571.....	88.....	0.....	0.....	50.....	19.....	25.....	.....	23.....	661.....	3.....
8. 2022.....	362.....	119.....	409.....	165.....	1.....	0.....	85.....	20.....	63.....	.....	93.....	615.....	6.....
9. 2023.....	727.....	242.....	857.....	434.....	2.....	1.....	148.....	75.....	133.....	.....	148.....	1,116.....	12.....
10. 2024.....	2,112.....	685.....	4,115.....	1,292.....	4.....	1.....	226.....	74.....	263.....	.....	242.....	4,669.....	34.....
11. 2025.....	7,183.....	2,155.....	11,392.....	6,076.....	19.....	6.....	355.....	306.....	1,669.....	.....	332.....	12,076.....	187.....
12. Totals.....	10,803.....	3,303.....	18,002.....	8,667.....	26.....	10.....	940.....	576.....	2,195.....	.....	850.....	19,411.....	244.....

	Total Losses and Loss Expenses Incurred			Loss and Loss Expense Percentage (Incurred / Premiums Earned)			Nontabular Discount		34 Inter-Company Pooling Participation Percentage	Net Balance Sheet Reserves After Discount	
	26 Direct and Assumed	27 Ceded	28 Net	29 Direct and Assumed	30 Ceded	31 Net	32 Loss	33 Loss Expense		35 Losses Unpaid	36 Loss Expenses Unpaid
	1. Prior.....	XXX.....	XXX.....	XXX.....	XXX.....	XXX.....	XXX.....	.....		.....	XXX.....
2. 2016.....	33,829.....	7,281.....	26,548.....	60.7.....	56.4.....	62.0.....	.....	.....	1.0.....	41.....	15.....
3. 2017.....	45,115.....	17,438.....	27,677.....	78.8.....	111.2.....	66.6.....	.....	.....	1.0.....	(296).....	(17).....
4. 2018.....	41,559.....	16,273.....	25,286.....	71.3.....	84.6.....	64.7.....	.....	.....	1.0.....	(2).....	(22).....
5. 2019.....	37,044.....	10,893.....	26,151.....	61.7.....	57.8.....	63.5.....	.....	.....	1.0.....	48.....	22.....
6. 2020.....	46,825.....	15,479.....	31,346.....	76.6.....	82.8.....	73.9.....	.....	.....	1.0.....	307.....	22.....
7. 2021.....	55,505.....	19,530.....	35,976.....	77.0.....	77.6.....	76.6.....	.....	.....	1.0.....	604.....	56.....
8. 2022.....	59,437.....	21,715.....	37,722.....	73.9.....	69.3.....	76.8.....	.....	.....	1.0.....	486.....	128.....
9. 2023.....	63,175.....	22,002.....	41,173.....	72.7.....	65.1.....	77.6.....	.....	.....	1.0.....	908.....	208.....
10. 2024.....	53,851.....	17,564.....	36,287.....	57.9.....	52.4.....	61.0.....	.....	.....	1.0.....	4,251.....	417.....
11. 2025.....	56,186.....	24,049.....	32,136.....	55.9.....	70.6.....	48.4.....	.....	.....	1.0.....	10,345.....	1,731.....
12. Totals.....	XXX.....	XXX.....	XXX.....	XXX.....	XXX.....	XXX.....	.....	.....	XXX.....	16,836.....	2,576.....

**ANNUAL STATEMENT FOR THE YEAR 2025 OF THE FARMERS INSURANCE OF COLUMBUS, INC.**  
**SCHEDULE P - PART 1B - PRIVATE PASSENGER AUTO LIABILITY/MEDICAL**  
(\$000 OMITTED)

Years in Which Premiums Were Earned and Losses Were Incurred	Premiums Earned			Loss and Loss Expense Payments						10 Salvage and Subrogation Received	11 Total Net Paid Cols (4 - 5 + 6 - 7 + 8 - 9)	12 Number of Claims Reported Direct and Assumed
	1 Direct and Assumed	2 Ceded	3 Net (1 - 2)	Loss Payments		Defense and Cost Containment Payments		Adjusting and Other Payments				
				4 Direct and Assumed	5 Ceded	6 Direct and Assumed	7 Ceded	8 Direct and Assumed	9 Ceded			
	1. Prior.....	XXX.....	XXX.....	XXX.....	269.....	179.....	30.....	5.....	11.....			
2. 2016.....	60,764.....	12,298.....	48,466.....	40,834.....	8,233.....	2,140.....	428.....	6,725.....	994.....	928.....	40,045.....	10,208.....
3. 2017.....	63,509.....	15,373.....	48,137.....	38,541.....	9,316.....	1,951.....	467.....	6,675.....	1,257.....	858.....	36,127.....	9,030.....
4. 2018.....	64,113.....	18,725.....	45,388.....	37,935.....	11,028.....	1,853.....	537.....	6,291.....	1,502.....	849.....	33,011.....	8,485.....
5. 2019.....	65,237.....	19,032.....	46,206.....	38,560.....	11,222.....	1,806.....	524.....	6,066.....	1,529.....	827.....	33,157.....	7,862.....
6. 2020.....	62,200.....	16,274.....	45,925.....	29,169.....	7,619.....	1,188.....	309.....	5,071.....	1,307.....	703.....	26,192.....	5,507.....
7. 2021.....	72,319.....	22,821.....	49,498.....	40,488.....	12,867.....	1,565.....	489.....	5,454.....	1,845.....	993.....	32,305.....	7,097.....
8. 2022.....	74,873.....	23,320.....	51,552.....	44,697.....	13,961.....	1,481.....	466.....	5,462.....	1,449.....	1,005.....	35,763.....	7,373.....
9. 2023.....	74,979.....	23,374.....	51,605.....	41,530.....	12,460.....	1,180.....	419.....	5,198.....	1,528.....	925.....	33,501.....	7,476.....
10. 2024.....	77,182.....	25,518.....	51,664.....	32,523.....	10,742.....	642.....	212.....	4,612.....	1,621.....	715.....	25,202.....	7,286.....
11. 2025.....	77,569.....	23,317.....	54,252.....	16,361.....	4,912.....	142.....	43.....	2,597.....	1,218.....	432.....	12,926.....	6,046.....
12. Totals.....	XXX.....	XXX.....	XXX.....	360,906.....	102,540.....	13,977.....	3,899.....	54,163.....	14,249.....	8,242.....	308,358.....	XXX.....

	Losses Unpaid				Defense and Cost Containment Unpaid				Adjusting and Other Unpaid		23 Salvage and Subrogation Anticipated	24 Total Net Losses and Expenses Unpaid	25 Number of Claims Outstanding Direct and Assumed
	Case Basis		Bulk + IBNR		Case Basis		Bulk + IBNR		21 Direct and Assumed	22 Ceded			
	13 Direct and Assumed	14 Ceded	15 Direct and Assumed	16 Ceded	17 Direct and Assumed	18 Ceded	19 Direct and Assumed	20 Ceded					
	1. Prior.....	(122).....	96.....	4,971.....	4,520.....	0.....	0.....	46.....	3.....	32.....			
2. 2016.....	32.....	8.....	318.....	264.....	0.....	0.....	23.....	5.....	8.....	1.....	104.....	2.....	
3. 2017.....	54.....	20.....	355.....	275.....	.....	.....	15.....	4.....	13.....	1.....	137.....	5.....	
4. 2018.....	80.....	23.....	390.....	253.....	0.....	.....	28.....	8.....	19.....	2.....	234.....	4.....	
5. 2019.....	139.....	41.....	686.....	335.....	0.....	0.....	51.....	14.....	52.....	3.....	538.....	6.....	
6. 2020.....	209.....	58.....	852.....	292.....	0.....	0.....	78.....	20.....	80.....	4.....	850.....	6.....	
7. 2021.....	625.....	188.....	1,634.....	396.....	12.....	3.....	190.....	41.....	154.....	19.....	1,986.....	18.....	
8. 2022.....	1,717.....	513.....	2,639.....	843.....	41.....	12.....	359.....	105.....	380.....	40.....	3,662.....	48.....	
9. 2023.....	3,805.....	1,167.....	3,881.....	1,300.....	88.....	26.....	718.....	239.....	672.....	76.....	6,432.....	123.....	
10. 2024.....	7,030.....	2,335.....	8,518.....	2,879.....	136.....	45.....	1,284.....	424.....	1,206.....	158.....	12,491.....	321.....	
11. 2025.....	10,924.....	3,295.....	19,557.....	5,944.....	197.....	59.....	1,821.....	547.....	3,347.....	382.....	26,001.....	1,136.....	
12. Totals.....	24,492.....	7,744.....	43,802.....	17,301.....	475.....	145.....	4,613.....	1,409.....	5,963.....	686.....	52,744.....	1,672.....	

	Total Losses and Loss Expenses Incurred			Loss and Loss Expense Percentage (Incurred / Premiums Earned)			Nontabular Discount		34 Inter-Company Pooling Participation Percentage	Net Balance Sheet Reserves After Discount	
	26 Direct and Assumed	27 Ceded	28 Net	29 Direct and Assumed	30 Ceded	31 Net	32 Loss	33 Loss Expense		35 Losses Unpaid	36 Loss Expenses Unpaid
	1. Prior.....	XXX.....	XXX.....	XXX.....	XXX.....	XXX.....	XXX.....	.....		.....	XXX.....
2. 2016.....	50,080.....	9,931.....	40,150.....	82.4.....	80.7.....	82.8.....	.....	.....	1.0.....	78.....	26.....
3. 2017.....	47,604.....	11,340.....	36,264.....	75.0.....	73.8.....	75.3.....	.....	.....	1.0.....	113.....	24.....
4. 2018.....	46,596.....	13,351.....	33,245.....	72.7.....	71.3.....	73.2.....	.....	.....	1.0.....	194.....	40.....
5. 2019.....	47,361.....	13,665.....	33,696.....	72.6.....	71.8.....	72.9.....	.....	.....	1.0.....	449.....	89.....
6. 2020.....	36,647.....	9,606.....	27,042.....	58.9.....	59.0.....	58.9.....	.....	.....	1.0.....	711.....	139.....
7. 2021.....	50,121.....	15,829.....	34,292.....	69.3.....	69.4.....	69.3.....	.....	.....	1.0.....	1,675.....	312.....
8. 2022.....	56,775.....	17,349.....	39,426.....	75.8.....	74.4.....	76.5.....	.....	.....	1.0.....	3,000.....	663.....
9. 2023.....	57,072.....	17,139.....	39,933.....	76.1.....	73.3.....	77.4.....	.....	.....	1.0.....	5,219.....	1,213.....
10. 2024.....	55,951.....	18,257.....	37,694.....	72.5.....	71.5.....	73.0.....	.....	.....	1.0.....	10,334.....	2,157.....
11. 2025.....	54,945.....	16,018.....	38,927.....	70.8.....	68.7.....	71.8.....	.....	.....	1.0.....	21,242.....	4,759.....
12. Totals.....	XXX.....	XXX.....	XXX.....	XXX.....	XXX.....	XXX.....	.....	.....	XXX.....	43,248.....	9,496.....

**ANNUAL STATEMENT FOR THE YEAR 2025 OF THE FARMERS INSURANCE OF COLUMBUS, INC.**  
**SCHEDULE P - PART 1C - COMMERCIAL AUTO/TRUCK LIABILITY/MEDICAL**  
(\$000 OMITTED)

Years in Which Premiums Were Earned and Losses Were Incurred	Premiums Earned			Loss and Loss Expense Payments						10 Salvage and Subrogation Received	11 Total Net Paid Cols (4 - 5 + 6 - 7 + 8 - 9)	12 Number of Claims Reported Direct and Assumed
	1 Direct and Assumed	2 Ceded	3 Net (1 - 2)	Loss Payments		Defense and Cost Containment Payments		Adjusting and Other Payments				
				4 Direct and Assumed	5 Ceded	6 Direct and Assumed	7 Ceded	8 Direct and Assumed	9 Ceded			
1. Prior.....	XXX.....	XXX.....	XXX.....	13.....	13.....	0.....	0.....	0.....	0.....	0.....	1.....	XXX.....
2. 2016.....	2,525.....	572.....	1,953.....	1,531.....	339.....	120.....	27.....	163.....	41.....	17.....	1,407.....	174.....
3. 2017.....	2,686.....	763.....	1,923.....	1,678.....	472.....	95.....	27.....	171.....	54.....	17.....	1,391.....	174.....
4. 2018.....	3,624.....	1,276.....	2,348.....	2,823.....	1,036.....	171.....	67.....	271.....	78.....	20.....	2,084.....	242.....
5. 2019.....	3,966.....	1,423.....	2,542.....	3,327.....	1,262.....	190.....	80.....	261.....	84.....	22.....	2,353.....	261.....
6. 2020.....	4,531.....	1,558.....	2,973.....	3,171.....	1,167.....	157.....	60.....	280.....	85.....	28.....	2,296.....	257.....
7. 2021.....	6,223.....	2,543.....	3,680.....	4,516.....	1,908.....	235.....	108.....	361.....	135.....	39.....	2,961.....	379.....
8. 2022.....	9,767.....	4,118.....	5,649.....	5,333.....	2,178.....	276.....	133.....	430.....	69.....	57.....	3,660.....	413.....
9. 2023.....	5,759.....	1,935.....	3,823.....	2,588.....	842.....	99.....	37.....	139.....	71.....	33.....	1,876.....	464.....
10. 2024.....	4,965.....	1,155.....	3,810.....	1,589.....	392.....	34.....	8.....	(84).....	71.....	20.....	1,067.....	500.....
11. 2025.....	5,954.....	992.....	4,963.....	612.....	112.....	9.....	2.....	(117).....	52.....	15.....	338.....	435.....
12. Totals.....	XXX.....	XXX.....	XXX.....	27,182.....	9,722.....	1,388.....	548.....	1,877.....	742.....	267.....	19,434.....	XXX.....

	Losses Unpaid				Defense and Cost Containment Unpaid				Adjusting and Other Unpaid		23 Salvage and Subrogation Anticipated	24 Total Net Losses and Expenses Unpaid	25 Number of Claims Outstanding Direct and Assumed
	Case Basis		Bulk + IBNR		Case Basis		Bulk + IBNR						
	13 Direct and Assumed	14 Ceded	15 Direct and Assumed	16 Ceded	17 Direct and Assumed	18 Ceded	19 Direct and Assumed	20 Ceded	21 Direct and Assumed	22 Ceded			
1. Prior.....	7.....	5.....	3.....	0.....	0.....	0.....	1.....	0.....	1.....	0.....	0.....	7.....	.....
2. 2016.....	0.....	.....	(3).....	(1).....	.....	0.....	0.....	0.....	1.....	.....	0.....	(2).....	.....
3. 2017.....	2.....	1.....	(10).....	(3).....	0.....	0.....	0.....	0.....	2.....	.....	0.....	(4).....	.....
4. 2018.....	0.....	0.....	5.....	2.....	.....	.....	2.....	1.....	1.....	.....	0.....	5.....	.....
5. 2019.....	23.....	6.....	18.....	9.....	0.....	0.....	5.....	2.....	4.....	.....	0.....	33.....	.....
6. 2020.....	29.....	7.....	81.....	34.....	0.....	0.....	13.....	5.....	13.....	.....	0.....	90.....	.....
7. 2021.....	182.....	74.....	209.....	98.....	0.....	0.....	47.....	21.....	29.....	.....	1.....	275.....	1.....
8. 2022.....	561.....	240.....	546.....	248.....	1.....	0.....	189.....	92.....	94.....	.....	1.....	809.....	4.....
9. 2023.....	533.....	170.....	529.....	162.....	0.....	0.....	130.....	44.....	236.....	.....	2.....	1,052.....	11.....
10. 2024.....	777.....	170.....	944.....	201.....	0.....	0.....	175.....	31.....	456.....	.....	3.....	1,950.....	34.....
11. 2025.....	887.....	132.....	2,540.....	374.....	0.....	0.....	301.....	32.....	401.....	.....	11.....	3,591.....	108.....
12. Totals.....	3,000.....	804.....	4,861.....	1,125.....	2.....	0.....	862.....	228.....	1,237.....	.....	19.....	7,805.....	159.....

	Total Losses and Loss Expenses Incurred			Loss and Loss Expense Percentage (Incurred / Premiums Earned)			Nontabular Discount		34 Inter-Company Pooling Participation Percentage	Net Balance Sheet Reserves After Discount	
	26 Direct and Assumed	27 Ceded	28 Net	29 Direct and Assumed	30 Ceded	31 Net	32 Loss	33 Loss Expense		35 Losses Unpaid	36 Loss Expenses Unpaid
	1. Prior.....	XXX.....	XXX.....	XXX.....	XXX.....	XXX.....	XXX.....	.....		.....	XXX.....
2. 2016.....	1,812.....	406.....	1,405.....	71.8.....	71.0.....	72.0.....	.....	.....	1.0.....	(3).....	1.....
3. 2017.....	1,938.....	551.....	1,387.....	72.2.....	72.2.....	72.2.....	.....	.....	1.0.....	(6).....	2.....
4. 2018.....	3,273.....	1,184.....	2,089.....	90.3.....	92.8.....	89.0.....	.....	.....	1.0.....	2.....	2.....
5. 2019.....	3,829.....	1,443.....	2,385.....	96.5.....	101.4.....	93.8.....	.....	.....	1.0.....	25.....	7.....
6. 2020.....	3,744.....	1,358.....	2,386.....	82.6.....	87.2.....	80.2.....	.....	.....	1.0.....	70.....	20.....
7. 2021.....	5,580.....	2,344.....	3,236.....	89.7.....	92.2.....	87.9.....	.....	.....	1.0.....	220.....	55.....
8. 2022.....	7,429.....	2,961.....	4,469.....	76.1.....	71.9.....	79.1.....	.....	.....	1.0.....	618.....	191.....
9. 2023.....	4,254.....	1,326.....	2,928.....	73.9.....	68.5.....	76.6.....	.....	.....	1.0.....	730.....	322.....
10. 2024.....	3,890.....	873.....	3,018.....	78.3.....	75.5.....	79.2.....	.....	.....	1.0.....	1,350.....	600.....
11. 2025.....	4,633.....	704.....	3,928.....	77.8.....	71.0.....	79.2.....	.....	.....	1.0.....	2,921.....	670.....
12. Totals.....	XXX.....	XXX.....	XXX.....	XXX.....	XXX.....	XXX.....	.....	.....	XXX.....	5,932.....	1,872.....

ANNUAL STATEMENT FOR THE YEAR 2025 OF THE FARMERS INSURANCE OF COLUMBUS, INC.

**SCHEDULE P - PART 1D - WORKERS' COMPENSATION**  
**(EXCLUDING EXCESS WORKERS' COMPENSATION)**

(\$000 OMITTED)

Years in Which Premiums Were Earned and Losses Were Incurred	Premiums Earned			Loss and Loss Expense Payments						10 Salvage and Subrogation Received	11 Total Net Paid Cols (4 - 5 + 6 - 7 + 8 - 9)	12 Number of Claims Reported Direct and Assumed
	1 Direct and Assumed	2 Ceded	3 Net (1 - 2)	Loss Payments		Defense and Cost Containment Payments		Adjusting and Other Payments				
				4 Direct and Assumed	5 Ceded	6 Direct and Assumed	7 Ceded	8 Direct and Assumed	9 Ceded			
1. Prior.....	XXX	XXX	XXX	155	30	11	4	8		4	140	XXX
2. 2016.....	4,454	1,087	3,367	1,438	339	205	48	215	72	24	1,399	143
3. 2017.....	4,162	1,315	2,847	1,171	342	167	49	220	82	22	1,084	128
4. 2018.....	3,701	1,087	2,614	1,160	339	150	44	199	86	16	1,040	115
5. 2019.....	2,982	890	2,092	1,024	299	121	35	173	69	7	914	99
6. 2020.....	2,329	630	1,699	945	246	96	25	161	48	7	882	78
7. 2021.....	2,547	815	1,732	794	239	84	27	139	63	4	688	82
8. 2022.....	2,706	843	1,863	821	262	82	26	135	52	2	697	78
9. 2023.....	2,689	851	1,839	604	187	62	19	111	54	2	516	67
10. 2024.....	2,262	760	1,502	364	120	66	22	97	47	2	338	55
11. 2025.....	1,860	571	1,290	119	36	24	7	48	29	(1)	119	36
12. Totals	XXX	XXX	XXX	8,595	2,441	1,067	305	1,504	604	89	7,816	XXX

	Losses Unpaid				Defense and Cost Containment Unpaid				Adjusting and Other Unpaid		23 Salvage and Subrogation Anticipated	24 Total Net Losses and Expenses Unpaid	25 Number of Claims Outstanding Direct and Assumed
	Case Basis		Bulk + IBNR		Case Basis		Bulk + IBNR						
	13 Direct and Assumed	14 Ceded	15 Direct and Assumed	16 Ceded	17 Direct and Assumed	18 Ceded	19 Direct and Assumed	20 Ceded	21 Direct and Assumed	22 Ceded			
1. Prior.....	787	38	2,002	111	7	0	271	18	299		20	3,198	11
2. 2016.....	67	13	176	44	0	0	21	5	30		4	232	1
3. 2017.....	35	8	201	64	0	0	23	7	31		3	211	1
4. 2018.....	63	18	187	52			24	7	31		4	228	1
5. 2019.....	46	13	221	62			25	7	33		8	244	1
6. 2020.....	81	21	190	49			24	6	30		8	250	2
7. 2021.....	101	13	258	56			29	8	40		10	352	3
8. 2022.....	144	42	342	100			36	11	53		12	423	6
9. 2023.....	176	54	465	144			45	14	69		12	543	9
10. 2024.....	220	73	592	195			57	19	87		12	670	14
11. 2025.....	211	63	661	198			78	23	118		12	782	20
12. Totals	1,930	356	5,296	1,075	7	0	636	126	820		106	7,131	69

	Total Losses and Loss Expenses Incurred			Loss and Loss Expense Percentage (Incurred / Premiums Earned)			Nontabular Discount		34 Inter-Company Pooling Participation Percentage	Net Balance Sheet Reserves After Discount	
	26 Direct and Assumed	27 Ceded	28 Net	29 Direct and Assumed	30 Ceded	31 Net	32 Loss	33 Loss Expense		35 Losses Unpaid	36 Loss Expenses Unpaid
1. Prior.....	XXX	XXX	XXX	XXX	XXX	XXX			XXX	2,640	558
2. 2016.....	2,152	521	1,631	48.3	48.0	48.4			1.0	185	46
3. 2017.....	1,848	552	1,295	44.4	42.0	45.5			1.0	164	47
4. 2018.....	1,813	545	1,268	49.0	50.2	48.5			1.0	180	48
5. 2019.....	1,644	486	1,158	55.1	54.6	55.3			1.0	192	51
6. 2020.....	1,527	396	1,131	65.6	62.8	66.6			1.0	202	48
7. 2021.....	1,445	406	1,039	56.7	49.8	60.0			1.0	291	61
8. 2022.....	1,613	493	1,120	59.6	58.6	60.1			1.0	344	79
9. 2023.....	1,532	473	1,059	57.0	55.6	57.6			1.0	442	100
10. 2024.....	1,484	476	1,008	65.6	62.7	67.1			1.0	544	126
11. 2025.....	1,258	357	901	67.6	62.5	69.9			1.0	610	172
12. Totals	XXX	XXX	XXX	XXX	XXX	XXX			XXX	5,794	1,336

ANNUAL STATEMENT FOR THE YEAR 2025 OF THE FARMERS INSURANCE OF COLUMBUS, INC.

**SCHEDULE P - PART 1E - COMMERCIAL MULTIPLE PERIL**

(\$000 OMITTED)

Years in Which Premiums Were Earned and Losses Were Incurred	Premiums Earned			Loss and Loss Expense Payments						10 Salvage and Subrogation Received	11 Total Net Paid Cols (4 - 5 + 6 - 7 + 8 - 9)	12 Number of Claims Reported Direct and Assumed
	1 Direct and Assumed	2 Ceded	3 Net (1 - 2)	Loss Payments		Defense and Cost Containment Payments		Adjusting and Other Payments				
				4 Direct and Assumed	5 Ceded	6 Direct and Assumed	7 Ceded	8 Direct and Assumed	9 Ceded			
	1. Prior.....	XXX.....	XXX.....	XXX.....	66.....	8.....	34.....	10.....	8.....			
2. 2016.....	16,129.....	4,367.....	11,762.....	8,247.....	1,985.....	611.....	154.....	1,063.....	253.....	270.....	7,529.....	579.....
3. 2017.....	16,061.....	5,385.....	10,676.....	10,117.....	3,966.....	712.....	267.....	1,056.....	314.....	233.....	7,338.....	613.....
4. 2018.....	15,935.....	5,231.....	10,704.....	10,449.....	3,858.....	726.....	323.....	1,084.....	353.....	246.....	7,724.....	537.....
5. 2019.....	15,326.....	4,945.....	10,381.....	8,799.....	2,647.....	605.....	182.....	991.....	343.....	191.....	7,223.....	487.....
6. 2020.....	15,536.....	4,723.....	10,812.....	8,757.....	2,658.....	510.....	132.....	913.....	305.....	211.....	7,084.....	420.....
7. 2021.....	16,091.....	5,721.....	10,370.....	9,778.....	3,578.....	452.....	164.....	886.....	387.....	191.....	6,989.....	422.....
8. 2022.....	16,929.....	5,844.....	11,085.....	9,273.....	3,183.....	380.....	124.....	853.....	321.....	203.....	6,878.....	348.....
9. 2023.....	17,651.....	6,023.....	11,629.....	8,737.....	2,753.....	290.....	94.....	786.....	358.....	175.....	6,609.....	360.....
10. 2024.....	17,710.....	6,233.....	11,477.....	6,012.....	1,942.....	141.....	45.....	621.....	358.....	83.....	4,429.....	240.....
11. 2025.....	18,517.....	6,393.....	12,124.....	4,805.....	2,471.....	43.....	72.....	325.....	272.....	9.....	2,356.....	144.....
12. Totals	XXX	XXX	XXX	85,039	29,049	4,504	1,568	8,586	3,264	1,813	64,248	XXX

	Losses Unpaid				Defense and Cost Containment Unpaid				Adjusting and Other Unpaid		23 Salvage and Subrogation Anticipated	24 Total Net Losses and Expenses Unpaid	25 Number of Claims Outstanding Direct and Assumed
	Case Basis		Bulk + IBNR		Case Basis		Bulk + IBNR		21 Direct and Assumed	22 Ceded			
	13 Direct and Assumed	14 Ceded	15 Direct and Assumed	16 Ceded	17 Direct and Assumed	18 Ceded	19 Direct and Assumed	20 Ceded					
	1. Prior.....	114.....	15.....	196.....	26.....	16.....	2.....	164.....	15.....	23.....			
2. 2016.....	34.....	7.....	25.....	9.....	.....	0.....	15.....	4.....	11.....	1.....	64.....	1.....	
3. 2017.....	104.....	25.....	45.....	66.....	0.....	0.....	23.....	12.....	17.....	1.....	87.....	1.....	
4. 2018.....	89.....	22.....	68.....	40.....	.....	0.....	31.....	13.....	13.....	2.....	126.....	1.....	
5. 2019.....	164.....	44.....	119.....	38.....	.....	.....	59.....	17.....	16.....	7.....	258.....	4.....	
6. 2020.....	201.....	47.....	177.....	60.....	0.....	0.....	77.....	21.....	20.....	9.....	347.....	3.....	
7. 2021.....	417.....	136.....	373.....	125.....	1.....	.....	142.....	43.....	40.....	27.....	669.....	5.....	
8. 2022.....	740.....	236.....	794.....	246.....	0.....	0.....	291.....	87.....	81.....	52.....	1,338.....	8.....	
9. 2023.....	1,079.....	345.....	1,337.....	446.....	0.....	0.....	449.....	144.....	135.....	88.....	2,064.....	12.....	
10. 2024.....	1,048.....	345.....	2,570.....	848.....	0.....	0.....	526.....	176.....	217.....	104.....	2,994.....	14.....	
11. 2025.....	1,863.....	559.....	3,921.....	1,919.....	2.....	0.....	664.....	250.....	432.....	127.....	4,154.....	24.....	
12. Totals	5,851	1,779	9,625	3,822	19	3	2,441	782	1,006	420	12,556	80	

	Total Losses and Loss Expenses Incurred			Loss and Loss Expense Percentage (Incurred / Premiums Earned)			Nontabular Discount		34 Inter-Company Pooling Participation Percentage	Net Balance Sheet Reserves After Discount	
	26 Direct and Assumed	27 Ceded	28 Net	29 Direct and Assumed	30 Ceded	31 Net	32 Loss	33 Loss Expense		35 Losses Unpaid	36 Loss Expenses Unpaid
	1. Prior.....	XXX.....	XXX.....	XXX.....	XXX.....	XXX.....	XXX.....	.....		.....	XXX.....
2. 2016.....	10,006.....	2,413.....	7,593.....	62.0.....	55.2.....	64.6.....	.....	.....	1.0.....	42.....	22.....
3. 2017.....	12,074.....	4,649.....	7,425.....	75.2.....	86.3.....	69.5.....	.....	.....	1.0.....	58.....	29.....
4. 2018.....	12,460.....	4,610.....	7,850.....	78.2.....	88.1.....	73.3.....	.....	.....	1.0.....	95.....	31.....
5. 2019.....	10,752.....	3,271.....	7,481.....	70.2.....	66.2.....	72.1.....	.....	.....	1.0.....	200.....	57.....
6. 2020.....	10,654.....	3,223.....	7,431.....	68.6.....	68.2.....	68.7.....	.....	.....	1.0.....	272.....	76.....
7. 2021.....	12,091.....	4,432.....	7,658.....	75.1.....	77.5.....	73.9.....	.....	.....	1.0.....	529.....	140.....
8. 2022.....	12,413.....	4,197.....	8,216.....	73.3.....	71.8.....	74.1.....	.....	.....	1.0.....	1,053.....	285.....
9. 2023.....	12,813.....	4,139.....	8,673.....	72.6.....	68.7.....	74.6.....	.....	.....	1.0.....	1,624.....	440.....
10. 2024.....	11,136.....	3,713.....	7,423.....	62.9.....	59.6.....	64.7.....	.....	.....	1.0.....	2,426.....	568.....
11. 2025.....	12,053.....	5,543.....	6,510.....	65.1.....	86.7.....	53.7.....	.....	.....	1.0.....	3,306.....	847.....
12. Totals	XXX	XXX	XXX	XXX	XXX	XXX	.....	.....	XXX	9,875	2,681

ANNUAL STATEMENT FOR THE YEAR 2025 OF THE FARMERS INSURANCE OF COLUMBUS, INC.  
**SCHEDULE P - PART 1F - SECTION 1 - MEDICAL PROFESSIONAL LIABILITY - OCCURRENCE**  
(\$000 OMITTED)

Years in Which Premiums Were Earned and Losses Were Incurred	Premiums Earned			Loss and Loss Expense Payments						10 Salvage and Subrogation Received	11 Total Net Paid Cols (4 - 5 + 6 - 7 + 8 - 9)	12 Number of Claims Reported Direct and Assumed
	1 Direct and Assumed	2 Ceded	3 Net (1 - 2)	Loss Payments		Defense and Cost Containment Payments		Adjusting and Other Payments				
				4 Direct and Assumed	5 Ceded	6 Direct and Assumed	7 Ceded	8 Direct and Assumed	9 Ceded			
1. Prior.....	XXX	XXX	XXX			0					0	XXX
2. 2016.....								0			0	
3. 2017.....	(15)	(4)	(11)	7		0	0			0	7	
4. 2018.....												
5. 2019.....						0	0				0	
6. 2020.....						0	0				0	
7. 2021.....												
8. 2022.....												
9. 2023.....												
10. 2024.....												
11. 2025.....												
12. Totals	XXX	XXX	XXX	7		1	0	0	0		8	XXX

	Losses Unpaid				Defense and Cost Containment Unpaid				Adjusting and Other Unpaid		23 Salvage and Subrogation Anticipated	24 Total Net Losses and Expenses Unpaid	25 Number of Claims Outstanding Direct and Assumed
	Case Basis		Bulk + IBNR		Case Basis		Bulk + IBNR		Adjusting and Other Unpaid				
	13 Direct and Assumed	14 Ceded	15 Direct and Assumed	16 Ceded	17 Direct and Assumed	18 Ceded	19 Direct and Assumed	20 Ceded	21 Direct and Assumed	22 Ceded			
1. Prior.....			824	0			172		2			998	
2. 2016.....													
3. 2017.....	(7)											(7)	
4. 2018.....													
5. 2019.....													
6. 2020.....													
7. 2021.....													
8. 2022.....													
9. 2023.....													
10. 2024.....													
11. 2025.....	0	0										0	
12. Totals	(6)	0	824	0			172		2			992	

	Total Losses and Loss Expenses Incurred			Loss and Loss Expense Percentage (Incurred / Premiums Earned)			Nontabular Discount		34 Inter-Company Pooling Participation Percentage	Net Balance Sheet Reserves After Discount	
	26 Direct and Assumed	27 Ceded	28 Net	29 Direct and Assumed	30 Ceded	31 Net	32 Loss	33 Loss Expense		35 Losses Unpaid	36 Loss Expenses Unpaid
	1. Prior.....	XXX	XXX	XXX	XXX	XXX	XXX				XXX
2. 2016.....	0		0						1.0		
3. 2017.....	0	0	1	(2.9)	5.5	(5.6)			1.0	(7)	
4. 2018.....									1.0		
5. 2019.....	0	0	0						1.0		
6. 2020.....	0	0	0						1.0		
7. 2021.....									1.0		
8. 2022.....									1.0		
9. 2023.....									1.0		
10. 2024.....									1.0		
11. 2025.....	0	0	0						1.0	0	
12. Totals	XXX	XXX	XXX	XXX	XXX	XXX			XXX	818	174

ANNUAL STATEMENT FOR THE YEAR 2025 OF THE FARMERS INSURANCE OF COLUMBUS, INC.

**SCHEDULE P - PART 1F - SECTION 2 - MEDICAL PROFESSIONAL LIABILITY - CLAIMS-MADE**

(\$000 OMITTED)

Years in Which Premiums Were Earned and Losses Were Incurred	Premiums Earned			Loss and Loss Expense Payments						10 Salvage and Subrogation Received	11 Total Net Paid Cols (4 - 5 + 6 - 7 + 8 - 9)	12 Number of Claims Reported Direct and Assumed
	1 Direct and Assumed	2 Ceded	3 Net (1 - 2)	Loss Payments		Defense and Cost Containment Payments		Adjusting and Other Payments				
				4 Direct and Assumed	5 Ceded	6 Direct and Assumed	7 Ceded	8 Direct and Assumed	9 Ceded			
1. Prior.....	XXX	XXX	XXX	0							0	XXX
2. 2016.....												
3. 2017.....												
4. 2018.....												
5. 2019.....												
6. 2020.....												
7. 2021.....												
8. 2022.....												
9. 2023.....												
10. 2024.....												
11. 2025.....												
12. Totals	XXX	XXX	XXX	0							0	XXX

	Losses Unpaid				Defense and Cost Containment Unpaid				Adjusting and Other Unpaid		23 Salvage and Subrogation Anticipated	24 Total Net Losses and Expenses Unpaid	25 Number of Claims Outstanding Direct and Assumed
	Case Basis		Bulk + IBNR		Case Basis		Bulk + IBNR		Adjusting and Other Unpaid				
	13 Direct and Assumed	14 Ceded	15 Direct and Assumed	16 Ceded	17 Direct and Assumed	18 Ceded	19 Direct and Assumed	20 Ceded	21 Direct and Assumed	22 Ceded			
1. Prior.....	0		5	0			2		0			7	
2. 2016.....													
3. 2017.....													
4. 2018.....													
5. 2019.....													
6. 2020.....													
7. 2021.....													
8. 2022.....													
9. 2023.....													
10. 2024.....													
11. 2025.....													
12. Totals	0		5	0			2		0			7	

	Total Losses and Loss Expenses Incurred			Loss and Loss Expense Percentage (Incurred / Premiums Earned)			Nontabular Discount		34 Inter-Company Pooling Participation Percentage	Net Balance Sheet Reserves After Discount	
	26 Direct and Assumed	27 Ceded	28 Net	29 Direct and Assumed	30 Ceded	31 Net	32 Loss	33 Loss Expense		35 Losses Unpaid	36 Loss Expenses Unpaid
	1. Prior.....	XXX	XXX	XXX	XXX	XXX	XXX				XXX
2. 2016.....									1.0		
3. 2017.....									1.0		
4. 2018.....									1.0		
5. 2019.....									1.0		
6. 2020.....									1.0		
7. 2021.....									1.0		
8. 2022.....									1.0		
9. 2023.....									1.0		
10. 2024.....									1.0		
11. 2025.....									1.0		
12. Totals	XXX	XXX	XXX	XXX	XXX	XXX			XXX	5	2

**ANNUAL STATEMENT FOR THE YEAR 2025 OF THE FARMERS INSURANCE OF COLUMBUS, INC.**  
**SCHEDULE P - PART 1G - SPECIAL LIABILITY (OCEAN MARINE, AIRCRAFT (ALL PERILS),**  
**BOILER AND MACHINERY)**  
(\$000 OMITTED)

Years in Which Premiums Were Earned and Losses Were Incurred	Premiums Earned			Loss and Loss Expense Payments						10 Salvage and Subrogation Received	11 Total Net Paid Cols (4 - 5 + 6 - 7 + 8 - 9)	12 Number of Claims Reported Direct and Assumed
	1	2	3	Loss Payments		Defense and Cost Containment Payments		Adjusting and Other Payments				
	Direct and Assumed	Ceded	Net (1 - 2)	4 Direct and Assumed	5 Ceded	6 Direct and Assumed	7 Ceded	8 Direct and Assumed	9 Ceded			
1. Prior.....	XXX	XXX	XXX	0		0				0	0	XXX
2. 2016.....	776	164	612	378	78	4	1	47	13	18	338	XXX
3. 2017.....	507	130	377	495	120	7	2	47	11	25	417	XXX
4. 2018.....	539	164	375	430	126	6	2	42	12	21	338	XXX
5. 2019.....	572	171	401	322	94	6	2	37	13	12	257	XXX
6. 2020.....	598	158	440	415	109	5	1	41	13	25	339	XXX
7. 2021.....	629	201	427	325	114	3	1	40	16	21	236	XXX
8. 2022.....	657	237	419	337	122	3	1	40	14	29	244	XXX
9. 2023.....	650	234	416	307	112	4	1	43	15	21	225	XXX
10. 2024.....	617	204	413	299	99	2	1	42	13	13	231	XXX
11. 2025.....	596	179	417	238	72	1	0	28	9	11	186	XXX
12. Totals	XXX	XXX	XXX	3,548	1,046	40	12	408	128	196	2,811	XXX

	Losses Unpaid				Defense and Cost Containment Unpaid				Adjusting and Other Unpaid		23 Salvage and Subrogation Anticipated	24 Total Net Losses and Expenses Unpaid	25 Number of Claims Outstanding Direct and Assumed
	Case Basis		Bulk + IBNR		Case Basis		Bulk + IBNR		21 Direct and Assumed	22 Ceded			
	13 Direct and Assumed	14 Ceded	15 Direct and Assumed	16 Ceded	17 Direct and Assumed	18 Ceded	19 Direct and Assumed	20 Ceded					
1. Prior.....	129		0	0			0	0	0		0	129	
2. 2016.....			0	0			0	0	0		0	0	
3. 2017.....			0	0			0	0	0		0	0	
4. 2018.....	0	0	0	0	0		0	0	0		0	0	
5. 2019.....			0	0			0	0	0		0	0	
6. 2020.....			0	0			0	0	0		0	0	
7. 2021.....			0	(2)			0	0	0		0	2	
8. 2022.....	0	0	0	0	0	0	0	0	0		0	0	
9. 2023.....	0	0	2	1	0		0	0	0		0	1	
10. 2024.....	0	0	5	2			1	0	0			4	
11. 2025.....	13	4	38	11	0	0	1	0	5			41	1
12. Totals	142	4	44	12	0	0	2	1	5		0	177	1

	Total Losses and Loss Expenses Incurred			Loss and Loss Expense Percentage (Incurred /Premiums Earned)			Nontabular Discount		34 Inter-Company Pooling Participation Percentage	Net Balance Sheet Reserves After Discount	
	26	27	28	29	30	31	32	33		35	36
	Direct and Assumed	Ceded	Net	Direct and Assumed	Ceded	Net	Loss	Loss Expense		Losses Unpaid	Loss Expenses Unpaid
1. Prior.....	XXX	XXX	XXX	XXX	XXX	XXX			XXX	129	0
2. 2016.....	429	91	338	55.3	55.6	55.2			1.0	0	
3. 2017.....	549	132	417	108.2	101.8	110.4			1.0	0	0
4. 2018.....	478	141	338	88.8	85.9	90.0			1.0	0	0
5. 2019.....	365	108	256	63.8	63.5	63.9			1.0	0	0
6. 2020.....	462	123	339	77.2	77.9	76.9			1.0	0	0
7. 2021.....	368	130	238	58.5	64.4	55.7			1.0	2	0
8. 2022.....	381	137	244	58.1	57.8	58.2			1.0	0	0
9. 2023.....	357	130	227	54.8	55.4	54.5			1.0	1	0
10. 2024.....	349	114	235	56.6	56.1	56.8			1.0	3	1
11. 2025.....	324	97	228	54.5	54.2	54.6			1.0	35	6
12. Totals	XXX	XXX	XXX	XXX	XXX	XXX			XXX	170	7

**ANNUAL STATEMENT FOR THE YEAR 2025 OF THE FARMERS INSURANCE OF COLUMBUS, INC.**  
**SCHEDULE P - PART 1H - SECTION 1 - OTHER LIABILITY - OCCURRENCE**  
(\$000 OMITTED)

Years in Which Premiums Were Earned and Losses Were Incurred	Premiums Earned			Loss and Loss Expense Payments						10 Salvage and Subrogation Received	11 Total Net Paid Cols (4 - 5 + 6 - 7 + 8 - 9)	12 Number of Claims Reported Direct and Assumed
	1 Direct and Assumed	2 Ceded	3 Net (1 - 2)	Loss Payments		Defense and Cost Containment Payments		Adjusting and Other Payments				
				4 Direct and Assumed	5 Ceded	6 Direct and Assumed	7 Ceded	8 Direct and Assumed	9 Ceded			
1. Prior.....	XXX.....	XXX.....	XXX.....	1.....	0.....	1.....	0.....	0.....	0.....	.....	2.....	XXX.....
2. 2016.....	2,934.....	717.....	2,217.....	1,693.....	359.....	108.....	22.....	81.....	45.....	1.....	1,455.....	55.....
3. 2017.....	3,179.....	881.....	2,298.....	2,219.....	543.....	108.....	27.....	106.....	62.....	2.....	1,801.....	66.....
4. 2018.....	3,477.....	2,280.....	1,197.....	2,286.....	1,604.....	98.....	36.....	120.....	40.....	4.....	824.....	69.....
5. 2019.....	3,878.....	2,589.....	1,290.....	2,913.....	2,141.....	110.....	41.....	131.....	43.....	3.....	930.....	69.....
6. 2020.....	4,165.....	2,213.....	1,953.....	2,146.....	1,313.....	92.....	28.....	114.....	56.....	2.....	955.....	56.....
7. 2021.....	5,016.....	2,140.....	2,877.....	2,839.....	1,373.....	88.....	29.....	109.....	107.....	4.....	1,527.....	51.....
8. 2022.....	5,603.....	2,321.....	3,282.....	2,341.....	968.....	89.....	32.....	103.....	97.....	3.....	1,436.....	47.....
9. 2023.....	5,521.....	2,311.....	3,210.....	2,161.....	978.....	55.....	20.....	107.....	102.....	1.....	1,223.....	32.....
10. 2024.....	5,630.....	2,491.....	3,139.....	871.....	359.....	30.....	10.....	115.....	98.....	0.....	549.....	47.....
11. 2025.....	5,801.....	2,434.....	3,367.....	273.....	116.....	8.....	2.....	66.....	76.....	0.....	153.....	37.....
12. Totals.....	XXX.....	XXX.....	XXX.....	19,742.....	9,755.....	786.....	246.....	1,054.....	725.....	20.....	10,855.....	XXX.....

	Losses Unpaid				Defense and Cost Containment Unpaid				Adjusting and Other Unpaid		23 Salvage and Subrogation Anticipated	24 Total Net Losses and Expenses Unpaid	25 Number of Claims Outstanding Direct and Assumed
	Case Basis		Bulk + IBNR		Case Basis		Bulk + IBNR						
	13 Direct and Assumed	14 Ceded	15 Direct and Assumed	16 Ceded	17 Direct and Assumed	18 Ceded	19 Direct and Assumed	20 Ceded	21 Direct and Assumed	22 Ceded			
1. Prior.....	30.....	3.....	19.....	6.....	0.....	0.....	4.....	0.....	1.....	.....	(1).....	45.....	13.....
2. 2016.....	6.....	1.....	24.....	8.....	.....	.....	2.....	1.....	4.....	.....	0.....	26.....	.....
3. 2017.....	15.....	4.....	27.....	8.....	0.....	0.....	2.....	1.....	2.....	.....	.....	34.....	.....
4. 2018.....	71.....	46.....	79.....	68.....	0.....	0.....	4.....	1.....	5.....	.....	0.....	43.....	.....
5. 2019.....	79.....	54.....	164.....	146.....	0.....	0.....	7.....	2.....	4.....	.....	0.....	52.....	1.....
6. 2020.....	101.....	57.....	304.....	245.....	1.....	0.....	10.....	3.....	6.....	.....	0.....	116.....	1.....
7. 2021.....	268.....	142.....	595.....	473.....	1.....	0.....	15.....	7.....	16.....	.....	0.....	273.....	2.....
8. 2022.....	423.....	199.....	1,007.....	710.....	2.....	1.....	31.....	12.....	35.....	.....	0.....	576.....	4.....
9. 2023.....	564.....	290.....	1,578.....	1,057.....	3.....	1.....	55.....	23.....	62.....	.....	0.....	890.....	6.....
10. 2024.....	709.....	309.....	2,345.....	1,378.....	4.....	1.....	78.....	30.....	109.....	.....	0.....	1,528.....	8.....
11. 2025.....	541.....	195.....	3,060.....	1,721.....	5.....	1.....	119.....	40.....	211.....	.....	0.....	1,978.....	10.....
12. Totals.....	2,807.....	1,301.....	9,202.....	5,820.....	16.....	5.....	327.....	120.....	455.....	.....	1.....	5,562.....	45.....

	Total Losses and Loss Expenses Incurred			Loss and Loss Expense Percentage (Incurred / Premiums Earned)			Nontabular Discount		34 Inter-Company Pooling Participation Percentage	Net Balance Sheet Reserves After Discount	
	26 Direct and Assumed	27 Ceded	28 Net	29 Direct and Assumed	30 Ceded	31 Net	32 Loss	33 Loss Expense		35 Losses Unpaid	36 Loss Expenses Unpaid
1. Prior.....	XXX.....	XXX.....	XXX.....	XXX.....	XXX.....	XXX.....	.....	.....	XXX.....	40.....	5.....
2. 2016.....	1,918.....	437.....	1,481.....	65.4.....	60.9.....	66.8.....	.....	.....	1.0.....	20.....	5.....
3. 2017.....	2,479.....	644.....	1,836.....	78.0.....	73.1.....	79.9.....	.....	.....	1.0.....	30.....	4.....
4. 2018.....	2,662.....	1,795.....	867.....	76.6.....	78.7.....	72.4.....	.....	.....	1.0.....	36.....	8.....
5. 2019.....	3,408.....	2,427.....	981.....	87.9.....	93.7.....	76.1.....	.....	.....	1.0.....	43.....	9.....
6. 2020.....	2,773.....	1,701.....	1,072.....	66.6.....	76.9.....	54.9.....	.....	.....	1.0.....	103.....	13.....
7. 2021.....	3,931.....	2,131.....	1,800.....	78.4.....	99.6.....	62.6.....	.....	.....	1.0.....	248.....	25.....
8. 2022.....	4,031.....	2,019.....	2,013.....	71.9.....	87.0.....	61.3.....	.....	.....	1.0.....	521.....	55.....
9. 2023.....	4,585.....	2,472.....	2,113.....	83.1.....	107.0.....	65.8.....	.....	.....	1.0.....	794.....	96.....
10. 2024.....	4,261.....	2,185.....	2,077.....	75.7.....	87.7.....	66.2.....	.....	.....	1.0.....	1,368.....	159.....
11. 2025.....	4,284.....	2,153.....	2,131.....	73.8.....	88.4.....	63.3.....	.....	.....	1.0.....	1,685.....	294.....
12. Totals.....	XXX.....	XXX.....	XXX.....	XXX.....	XXX.....	XXX.....	.....	.....	XXX.....	4,889.....	673.....

**ANNUAL STATEMENT FOR THE YEAR 2025 OF THE FARMERS INSURANCE OF COLUMBUS, INC.**  
**SCHEDULE P - PART 1H - SECTION 2 - OTHER LIABILITY - CLAIMS-MADE**  
(\$000 OMITTED)

Years in Which Premiums Were Earned and Losses Were Incurred	Premiums Earned			Loss and Loss Expense Payments						10 Salvage and Subrogation Received	11 Total Net Paid Cols (4 - 5 + 6 - 7 + 8 - 9)	12 Number of Claims Reported Direct and Assumed
	1 Direct and Assumed	2 Ceded	3 Net (1 - 2)	Loss Payments		Defense and Cost Containment Payments		Adjusting and Other Payments				
				4 Direct and Assumed	5 Ceded	6 Direct and Assumed	7 Ceded	8 Direct and Assumed	9 Ceded			
1. Prior.....	XXX	XXX	XXX	0	1		0				(1)	XXX
2. 2016.....				0	0	0	0					0
3. 2017.....				1	1	0	0					0
4. 2018.....				10	6	1	0	0				4
5. 2019.....				52	41	1	1	0			0	12
6. 2020.....				112	82	3	1	1				33
7. 2021.....	187	(10)	197	135	94	3	(1)	2	6			40
8. 2022.....	370	197	173	128	59	1	1	0	5			65
9. 2023.....	362	149	214	138	46	1	0	1	6	0		87
10. 2024.....	357	151	206	119	42	1	0	1	6			71
11. 2025.....	343	135	207	36	12	0	0	1	5			20
12. Totals	XXX	XXX	XXX	730	383	11	3	6	29	0		333

	Losses Unpaid				Defense and Cost Containment Unpaid				Adjusting and Other Unpaid		23 Salvage and Subrogation Anticipated	24 Total Net Losses and Expenses Unpaid	25 Number of Claims Outstanding Direct and Assumed
	Case Basis		Bulk + IBNR		Case Basis		Bulk + IBNR		21 Direct and Assumed	22 Ceded			
	13 Direct and Assumed	14 Ceded	15 Direct and Assumed	16 Ceded	17 Direct and Assumed	18 Ceded	19 Direct and Assumed	20 Ceded					
1. Prior.....			22	2			26	1	2			47	
2. 2016.....			2	1			1	0	0		0	2	
3. 2017.....	10	2	3	1			1	0	0			10	
4. 2018.....	1	0	6	2			2	1	1			6	
5. 2019.....	2	0	11	5			4	1	1		0	11	
6. 2020.....	1	0	15	5			5	1	1		0	15	
7. 2021.....	0	0	22	8			8	2	1		0	22	
8. 2022.....	1	0	41	14			15	4	3		0	41	
9. 2023.....	45	14	68	24			21	7	6		0	95	
10. 2024.....	21	7	107	40			24	8	7		0	104	
11. 2025.....	47	16	141	46			25	8	12		0	156	
12. Totals	127	40	439	148			132	34	33		1	509	

	Total Losses and Loss Expenses Incurred			Loss and Loss Expense Percentage (Incurred / Premiums Earned)			Nontabular Discount		34 Inter-Company Pooling Participation Percentage	Net Balance Sheet Reserves After Discount	
	26 Direct and Assumed	27 Ceded	28 Net	29 Direct and Assumed	30 Ceded	31 Net	32 Loss	33 Loss Expense		35 Losses Unpaid	36 Loss Expenses Unpaid
1. Prior.....	XXX	XXX	XXX	XXX	XXX	XXX			XXX	20	27
2. 2016.....	3	1	2						1.0	1	1
3. 2017.....	15	5	10						1.0	9	1
4. 2018.....	20	10	11						1.0	4	2
5. 2019.....	70	47	23						1.0	8	4
6. 2020.....	137	90	47						1.0	10	5
7. 2021.....	172	110	62	91.9	(1,063.9)	31.4			1.0	14	7
8. 2022.....	189	82	106	51.0	41.9	61.5			1.0	28	13
9. 2023.....	279	96	183	77.0	64.8	85.5			1.0	76	20
10. 2024.....	280	104	176	78.5	69.3	85.2			1.0	81	23
11. 2025.....	263	87	176	76.7	64.0	85.1			1.0	127	29
12. Totals	XXX	XXX	XXX	XXX	XXX	XXX			XXX	377	132

**ANNUAL STATEMENT FOR THE YEAR 2025 OF THE FARMERS INSURANCE OF COLUMBUS, INC.**  
**SCHEDULE P - PART 11 - SPECIAL PROPERTY (FIRE, ALLIED LINES, INLAND MARINE, EARTHQUAKE, BURGLARY AND THEFT)**  
(\$000 OMITTED)

Years in Which Premiums Were Earned and Losses Were Incurred	Premiums Earned			Loss and Loss Expense Payments						10 Salvage and Subrogation Received	11 Total Net Paid Cols (4 - 5 + 6 - 7 + 8 - 9)	12 Number of Claims Reported Direct and Assumed	
	1	2	3	Loss Payments		Defense and Cost Containment Payments		Adjusting and Other Payments					
	Direct and Assumed	Ceded	Net (1 - 2)	4 Direct and Assumed	5 Ceded	6 Direct and Assumed	7 Ceded	8 Direct and Assumed	9 Ceded				
1. Prior	XXX	XXX	XXX	0	0	0	0	0	0	0	0	0	XXX
2. 2016	11,465	3,564	7,901	6,206	2,516	286	115	469	175	62	4,154	XXX	
3. 2017	11,192	3,868	7,324	14,328	11,326	463	414	543	250	119	3,345	XXX	
4. 2018	11,532	4,506	7,026	7,436	4,774	246	210	480	248	250	2,930	XXX	
5. 2019	11,955	4,617	7,338	5,822	2,769	83	25	541	315	74	3,338	XXX	
6. 2020	12,609	4,650	7,959	6,885	2,621	144	40	534	258	102	4,645	XXX	
7. 2021	13,837	5,682	8,155	6,774	2,588	103	39	739	332	135	4,655	XXX	
8. 2022	15,269	6,743	8,527	7,980	3,127	99	36	581	313	176	5,184	XXX	
9. 2023	16,223	7,142	9,081	8,231	3,242	102	46	524	355	109	5,214	XXX	
10. 2024	17,861	7,404	10,458	8,543	3,416	107	35	576	401	79	5,374	XXX	
11. 2025	21,278	8,532	12,747	10,969	5,219	73	60	419	317	30	5,864	XXX	
12. Totals	XXX	XXX	XXX	83,176	41,599	1,707	1,021	5,406	2,964	1,135	44,705	XXX	

	Losses Unpaid				Defense and Cost Containment Unpaid				Adjusting and Other Unpaid		23 Salvage and Subrogation Anticipated	24 Total Net Losses and Expenses Unpaid	25 Number of Claims Outstanding Direct and Assumed
	Case Basis		Bulk + IBNR		Case Basis		Bulk + IBNR						
	13 Direct and Assumed	14 Ceded	15 Direct and Assumed	16 Ceded	17 Direct and Assumed	18 Ceded	19 Direct and Assumed	20 Ceded	21 Direct and Assumed	22 Ceded			
1. Prior	158	0	1	0	0	0	0	0	0	0	(1)	159	
2. 2016	3	1	0	0				0	0	1	0	3	
3. 2017	4	1	0	12				0	0	0	0	(9)	
4. 2018	(8)	(2)	2	3				0	1	0	0	(7)	
5. 2019	2	0	3	1	0	0	1	0	0	0	0	4	
6. 2020	11	3	10	8				2	1	0	1	12	
7. 2021	(5)	4	8	2	0	0	4	2	(1)	0	2	(2)	
8. 2022	8	3	20	10	0	0	6	2	1		8	19	
9. 2023	14	5	63	43	0	0	15	7	4		15	42	
10. 2024	(1,164)	(384)	134	43	1	0	(21)	(7)	8	0	40	(694)	3
11. 2025	375	121	765	712	51	15	(1)	35	293		87	600	30
12. Totals	(603)	(247)	1,008	833	52	16	7	41	306	0	152	127	34

	Total Losses and Loss Expenses Incurred			Loss and Loss Expense Percentage (Incurred / Premiums Earned)			Nontabular Discount		34 Inter-Company Pooling Participation Percentage	Net Balance Sheet Reserves After Discount	
	26	27	28	29	30	31	32	33		35	36
	Direct and Assumed	Ceded	Net	Direct and Assumed	Ceded	Net	Loss	Loss Expense		Losses Unpaid	Loss Expenses Unpaid
1. Prior	XXX	XXX	XXX	XXX	XXX	XXX			XXX	158	0
2. 2016	6,964	2,808	4,157	60.7	78.8	52.6			1.0	2	1
3. 2017	15,339	12,003	3,335	137.0	310.3	45.5			1.0	(9)	0
4. 2018	8,157	5,233	2,924	70.7	116.1	41.6			1.0	(6)	0
5. 2019	6,452	3,110	3,342	54.0	67.4	45.5			1.0	4	1
6. 2020	7,587	2,930	4,657	60.2	63.0	58.5			1.0	11	1
7. 2021	7,621	2,968	4,653	55.1	52.2	57.1			1.0	(3)	1
8. 2022	8,695	3,492	5,204	56.9	51.8	61.0			1.0	14	5
9. 2023	8,954	3,698	5,256	55.2	51.8	57.9			1.0	29	13
10. 2024	8,185	3,505	4,680	45.8	47.3	44.8			1.0	(689)	(5)
11. 2025	12,944	6,480	6,464	60.8	76.0	50.7			1.0	308	293
12. Totals	XXX	XXX	XXX	XXX	XXX	XXX			XXX	(181)	308

**ANNUAL STATEMENT FOR THE YEAR 2025 OF THE FARMERS INSURANCE OF COLUMBUS, INC.**  
**SCHEDULE P - PART 1J - AUTO PHYSICAL DAMAGE**  
(\$000 OMITTED)

Years in Which Premiums Were Earned and Losses Were Incurred	Premiums Earned			Loss and Loss Expense Payments						10 Salvage and Subrogation Received	11 Total Net Paid Cols (4 - 5 + 6 - 7 + 8 - 9)	12 Number of Claims Reported Direct and Assumed
	1 Direct and Assumed	2 Ceded	3 Net (1 - 2)	Loss Payments		Defense and Cost Containment Payments		Adjusting and Other Payments				
				4 Direct and Assumed	5 Ceded	6 Direct and Assumed	7 Ceded	8 Direct and Assumed	9 Ceded			
1. Prior.....	XXX.....	XXX.....	XXX.....	15	0	0	0	0	0	(10)	15	XXX.....
2. 2016.....	40,411	8,180	32,231	26,881	5,494	45	19	2,757	661	5,856	23,509	18,231
3. 2017.....	39,826	9,743	30,083	26,434	6,944	53	22	2,739	792	5,813	21,469	16,835
4. 2018.....	40,410	11,888	28,522	24,000	7,099	46	20	2,960	944	6,077	18,943	15,696
5. 2019.....	40,361	11,909	28,453	24,765	7,167	43	12	2,984	941	6,200	19,673	15,422
6. 2020.....	37,779	10,070	27,709	20,150	5,488	63	15	2,597	788	5,368	16,519	12,105
7. 2021.....	46,577	14,948	31,629	30,797	10,023	69	23	3,697	1,181	8,443	23,336	15,704
8. 2022.....	50,386	16,118	34,268	37,232	11,760	72	21	3,987	970	10,283	28,539	17,209
9. 2023.....	55,002	17,395	37,607	36,266	10,779	55	(48)	3,742	1,121	9,305	28,211	17,862
10. 2024.....	59,083	19,696	39,387	28,976	9,502	29	8	3,328	1,236	7,425	21,589	15,076
11. 2025.....	55,346	16,760	38,586	22,772	6,869	18	8	2,485	866	4,620	17,532	12,010
12. Totals	XXX	XXX	XXX	278,288	81,124	493	99	31,276	9,501	69,381	219,334	XXX

	Losses Unpaid				Defense and Cost Containment Unpaid				Adjusting and Other Unpaid		23 Salvage and Subrogation Anticipated	24 Total Net Losses and Expenses Unpaid	25 Number of Claims Outstanding Direct and Assumed
	Case Basis		Bulk + IBNR		Case Basis		Bulk + IBNR		21 Direct and Assumed	22 Ceded			
	13 Direct and Assumed	14 Ceded	15 Direct and Assumed	16 Ceded	17 Direct and Assumed	18 Ceded	19 Direct and Assumed	20 Ceded					
1. Prior.....	1	0	2	0	0	2	0	4	1	8	1	8	1
2. 2016.....	0	0	2	1	0	0	0	0	1	2	1	2	1
3. 2017.....	0	(1)	9	49	0	0	1	1	2	(39)	2	(39)	1
4. 2018.....	2	(3)	3	7	0	0	0	1	2	2	2	2	2
5. 2019.....	0	(1)	9	(3)	0	0	0	8	4	22	4	22	4
6. 2020.....	0	(3)	(1)	(4)	0	0	1	5	5	12	5	12	5
7. 2021.....	1	0	6	(20)	0	0	2	10	12	37	12	37	12
8. 2022.....	3	2	67	20	0	0	3	21	27	72	27	72	27
9. 2023.....	5	(35)	254	28	0	0	7	(22)	67	332	67	332	67
10. 2024.....	28	8	178	50	0	0	9	3	187	268	187	268	187
11. 2025.....	1,481	444	937	307	1	0	19	8	1,949	2,482	1,949	2,482	1,949
12. Totals	1,521	411	1,467	435	1	1	43	(9)	2,257	3,197	2,257	3,197	2,257

	Total Losses and Loss Expenses Incurred			Loss and Loss Expense Percentage (Incurred / Premiums Earned)			Nontabular Discount		34 Inter-Company Pooling Participation Percentage	Net Balance Sheet Reserves After Discount				
	26 Direct and Assumed	27 Ceded	28 Net	29 Direct and Assumed	30 Ceded	31 Net	32 Loss	33 Loss Expense		35 Losses Unpaid	36 Loss Expenses Unpaid			
												29	30	31
												73.5	75.5	72.9
1. Prior.....	XXX	XXX	XXX	XXX	XXX	XXX			XXX	3	5			
2. 2016.....	29,686	6,175	23,511	73.5	75.5	72.9			1.0	1	1			
3. 2017.....	29,237	7,808	21,429	73.4	80.1	71.2			1.0	(39)	0			
4. 2018.....	27,011	8,066	18,945	66.8	67.9	66.4			1.0	0	2			
5. 2019.....	27,810	8,116	19,694	68.9	68.1	69.2			1.0	13	8			
6. 2020.....	22,814	6,283	16,531	60.4	62.4	59.7			1.0	7	5			
7. 2021.....	34,580	11,207	23,373	74.2	75.0	73.9			1.0	26	11			
8. 2022.....	41,385	12,774	28,611	82.1	79.3	83.5			1.0	49	23			
9. 2023.....	40,365	11,823	28,542	73.4	68.0	75.9			1.0	266	65			
10. 2024.....	32,662	10,806	21,856	55.3	54.9	55.5			1.0	149	118			
11. 2025.....	28,516	8,502	20,014	51.5	50.7	51.9			1.0	1,667	815			
12. Totals	XXX	XXX	XXX	XXX	XXX	XXX			XXX	2,142	1,054			

ANNUAL STATEMENT FOR THE YEAR 2025 OF THE FARMERS INSURANCE OF COLUMBUS, INC.  
**SCHEDULE P - PART 1K - FIDELITY/SURETY**  
(\$000 OMITTED)

Years in Which Premiums Were Earned and Losses Were Incurred	Premiums Earned			Loss and Loss Expense Payments						10 Salvage and Subrogation Received	11 Total Net Paid Cols (4 - 5 + 6 - 7 + 8 - 9)	12 Number of Claims Reported Direct and Assumed
	1 Direct and Assumed	2 Ceded	3 Net (1 - 2)	Loss Payments		Defense and Cost Containment Payments		Adjusting and Other Payments				
				4 Direct and Assumed	5 Ceded	6 Direct and Assumed	7 Ceded	8 Direct and Assumed	9 Ceded			
1. Prior.....	XXX	XXX	XXX	0			0	0	0	0	0	XXX
2. 2016.....	9	2	7	3	1	0	0	1	0	1	3	XXX
3. 2017.....	10	2	7	4	1			1	0	1	4	XXX
4. 2018.....	9	3	6	2	1	0		1	0	0	2	XXX
5. 2019.....	8	2	6	1	0	0	0	0	0	0	1	XXX
6. 2020.....	63	2	61	17	1	0		3	0	0	19	XXX
7. 2021.....	147	2	145	77	0	0	0	7	0	0	84	XXX
8. 2022.....	182	2	180	102	0	0	0	9	0	0	111	XXX
9. 2023.....	592	2	590	445	0			27	0		472	XXX
10. 2024.....	667	2	665	525	1	0		29	0		553	XXX
11. 2025.....	168	2	167	325	0			4	0		329	XXX
12. Totals	XXX	XXX	XXX	1,502	5	0	0	82	2	2	1,577	XXX

	Losses Unpaid				Defense and Cost Containment Unpaid				Adjusting and Other Unpaid		23 Salvage and Subrogation Anticipated	24 Total Net Losses and Expenses Unpaid	25 Number of Claims Outstanding Direct and Assumed
	Case Basis		Bulk + IBNR		Case Basis		Bulk + IBNR		21 Direct and Assumed	22 Ceded			
	13 Direct and Assumed	14 Ceded	15 Direct and Assumed	16 Ceded	17 Direct and Assumed	18 Ceded	19 Direct and Assumed	20 Ceded					
1. Prior.....			4	0			3	0	0			7	
2. 2016.....			0	0			0	0	0			0	
3. 2017.....			0	0			0	0	0			0	
4. 2018.....			0	0			0	0	0			0	
5. 2019.....			0	0			0	0	0			0	
6. 2020.....			42	0			0	0	0			42	
7. 2021.....	0		77	0			0	0	0		0	77	
8. 2022.....	0		69	0			1	0	0		0	69	
9. 2023.....	0		155	1			2	0	0		0	155	
10. 2024.....	0		142	1			2	0	0		0	143	10
11. 2025.....	2		77	1			1	0	0		0	79	130
12. Totals	2		567	3			9	1	1		0	574	140

	Total Losses and Loss Expenses Incurred			Loss and Loss Expense Percentage (Incurred / Premiums Earned)			Nontabular Discount		34 Inter-Company Pooling Participation Percentage	Net Balance Sheet Reserves After Discount	
	26 Direct and Assumed	27 Ceded	28 Net	29 Direct and Assumed	30 Ceded	31 Net	32 Loss	33 Loss Expense		35 Losses Unpaid	36 Loss Expenses Unpaid
1. Prior.....	XXX	XXX	XXX	XXX	XXX	XXX			XXX	3	4
2. 2016.....	4	1	3	46.6	47.9	46.3			1.0	0	0
3. 2017.....	5	1	4	54.8	55.5	54.6			1.0	0	0
4. 2018.....	3	1	2	32.5	34.1	31.8			1.0	0	0
5. 2019.....	2	1	1	22.7	28.8	20.2			1.0	0	0
6. 2020.....	62	1	61	99.1	72.7	99.9			1.0	42	0
7. 2021.....	162	0	161	109.7	18.6	111.2			1.0	77	0
8. 2022.....	180	1	180	99.1	31.3	99.9			1.0	68	1
9. 2023.....	628	1	627	106.2	66.0	106.3			1.0	154	1
10. 2024.....	698	2	697	104.6	89.8	104.7			1.0	142	2
11. 2025.....	410	1	408	243.1	83.1	244.7			1.0	79	1
12. Totals	XXX	XXX	XXX	XXX	XXX	XXX			XXX	566	9

Schedule P - Part 1L - Other (Including Credit, Accident and Health)

**N O N E**

Schedule P - Part 1M - International

**N O N E**

Schedule P - Part 1N - Reinsurance - Nonproportional Assumed Property

**N O N E**

Schedule P - Part 1O - Reinsurance - Nonproportional Assumed Liability

**N O N E**

Schedule P - Part 1P - Reinsurance - Nonproportional Assumed Financial Lines

**N O N E**

**ANNUAL STATEMENT FOR THE YEAR 2025 OF THE FARMERS INSURANCE OF COLUMBUS, INC.**  
**SCHEDULE P - PART 1R - SECTION 1 - PRODUCTS LIABILITY - OCCURRENCE**  
(\$000 OMITTED)

Years in Which Premiums Were Earned and Losses Were Incurred	Premiums Earned			Loss and Loss Expense Payments						10 Salvage and Subrogation Received	11 Total Net Paid Cols (4 - 5 + 6 - 7 + 8 - 9)	12 Number of Claims Reported Direct and Assumed
	1 Direct and Assumed	2 Ceded	3 Net (1 - 2)	Loss Payments		Defense and Cost Containment Payments		Adjusting and Other Payments				
				4 Direct and Assumed	5 Ceded	6 Direct and Assumed	7 Ceded	8 Direct and Assumed	9 Ceded			
1. Prior.....	XXX	XXX	XXX		0		0				0	XXX
2. 2016.....	2	0	1			0	0	0	0	0		0
3. 2017.....	1	0	1	1	0	0	0	0	0	0	0	1
4. 2018.....	1	0	1	0	0	0	0	0	0	0	0	0
5. 2019.....	1	0	1			0	0	0	0	0	0	0
6. 2020.....	1	0	1	0	0	0	0	0	3	0	3	0
7. 2021.....	0	0	0			0	0	0	0	0	0	0
8. 2022.....	1	0	0		0	0		0	0	0	0	0
9. 2023.....	1	0	0					0	0	0	0	0
10. 2024.....	0	0	0				0	0	0	0	0	0
11. 2025.....								0			0	0
12. Totals	XXX	XXX	XXX	1	0	0	0	3	0	0	4	XXX

	Losses Unpaid				Defense and Cost Containment Unpaid				Adjusting and Other Unpaid		23 Salvage and Subrogation Anticipated	24 Total Net Losses and Expenses Unpaid	25 Number of Claims Outstanding Direct and Assumed
	Case Basis		Bulk + IBNR		Case Basis		Bulk + IBNR		21 Direct and Assumed	22 Ceded			
	13 Direct and Assumed	14 Ceded	15 Direct and Assumed	16 Ceded	17 Direct and Assumed	18 Ceded	19 Direct and Assumed	20 Ceded					
1. Prior.....		0	0	0			0	0	0			0	
2. 2016.....			0	0			0	0	0			0	
3. 2017.....			0	0			0	0	0			0	
4. 2018.....			0	0			0	0	0			0	
5. 2019.....			0	0			0	0	0		0	0	
6. 2020.....			0	0			0	0	0			0	
7. 2021.....	0	0	0	0			0	0	0			0	
8. 2022.....	0	0	0	0			0	0	0			0	
9. 2023.....			0	0			0	0	0			0	
10. 2024.....			0	0			0	0	0			0	
11. 2025.....													
12. Totals	0	0	1	0			0	0	0		0	1	

	Total Losses and Loss Expenses Incurred			Loss and Loss Expense Percentage (Incurred / Premiums Earned)			Nontabular Discount		34 Inter-Company Pooling Participation Percentage	Net Balance Sheet Reserves After Discount	
	26 Direct and Assumed	27 Ceded	28 Net	29 Direct and Assumed	30 Ceded	31 Net	32 Loss	33 Loss Expense		35 Losses Unpaid	36 Loss Expenses Unpaid
1. Prior.....	XXX	XXX	XXX	XXX	XXX	XXX			XXX	0	0
2. 2016.....	0	0	0	0.2	8.1	(1.9)			1.0	0	0
3. 2017.....	1	0	1	69.7	69.1	69.9			1.0	0	0
4. 2018.....	1	0	0	38.4	48.3	34.2			1.0	0	0
5. 2019.....	0	0	0	(7.6)	2.3	(11.8)			1.0	0	0
6. 2020.....	4	0	3	362.1	37.0	483.3			1.0	0	0
7. 2021.....	0	0	0	77.4	84.5	73.9			1.0	0	0
8. 2022.....	1	0	0	80.0	90.4	75.2			1.0	0	0
9. 2023.....	0	0	0	17.8	40.1	7.4			1.0	0	0
10. 2024.....	0	0	0	60.4	83.3	48.6			1.0	0	0
11. 2025.....	0		0						1.0		
12. Totals	XXX	XXX	XXX	XXX	XXX	XXX			XXX	1	0

Schedule P - Part 1R - Section 2 - Products Liability - Claims-Made

**N O N E**

Schedule P - Part 1S - Financial Guaranty/Mortgage Guaranty

**N O N E**

Schedule P - Part 1T - Warranty

**N O N E**

Schedule P - Part 1U - Pet Insurance Plans

**N O N E**

ANNUAL STATEMENT FOR THE YEAR 2025 OF THE FARMERS INSURANCE OF COLUMBUS, INC.

**SCHEDULE P - PART 2A - HOMEOWNERS/FARMOWNERS**

Years in Which Losses Were Incurred	INCURRED NET LOSSES AND DEFENSE AND COST CONTAINMENT EXPENSES REPORTED AT YEAR END (\$000 OMITTED)										DEVELOPMENT	
	1 2016	2 2017	3 2018	4 2019	5 2020	6 2021	7 2022	8 2023	9 2024	10 2025	11 One Year	12 Two Year
1. Prior.....	3,283	2,863	2,873	2,928	2,962	3,179	3,194	3,196	3,358	3,357	(2)	161
2. 2016.....	23,925	23,433	23,399	23,381	23,434	23,633	23,639	23,654	23,643	23,637	(6)	(17)
3. 2017.....	XXX	24,235	24,267	24,354	24,414	24,500	24,460	24,661	24,638	24,474	(165)	(187)
4. 2018.....	XXX	XXX	22,129	21,929	21,941	22,351	22,574	22,546	22,478	22,503	25	(43)
5. 2019.....	XXX	XXX	XXX	23,473	23,851	23,875	23,570	23,541	23,503	23,478	(25)	(63)
6. 2020.....	XXX	XXX	XXX	XXX	29,403	29,563	29,208	28,986	28,870	28,812	(57)	(173)
7. 2021.....	XXX	XXX	XXX	XXX	XXX	33,211	33,472	33,459	33,116	33,194	78	(265)
8. 2022.....	XXX	XXX	XXX	XXX	XXX	XXX	33,667	35,029	34,729	34,800	71	(229)
9. 2023.....	XXX	XXX	XXX	XXX	XXX	XXX	XXX	39,469	38,637	38,539	(97)	(930)
10. 2024.....	XXX	XXX	XXX	XXX	XXX	XXX	XXX	XXX	34,705	33,732	(973)	XXX
11. 2025.....	XXX	XXX	XXX	XXX	XXX	XXX	XXX	XXX	XXX	29,415	XXX	XXX
12. Totals											(1,151)	(1,747)

**SCHEDULE P - PART 2B - PRIVATE PASSENGER AUTO LIABILITY/MEDICAL**

1. Prior.....	18,024	18,917	19,485	19,757	19,803	19,816	19,812	19,745	19,730	19,783	53	38
2. 2016.....	33,821	33,868	34,389	34,395	34,390	34,473	34,460	34,437	34,424	34,410	(13)	(26)
3. 2017.....	XXX	30,854	30,465	30,592	30,595	30,624	30,641	30,615	30,845	30,834	(12)	219
4. 2018.....	XXX	XXX	28,673	28,607	28,730	28,680	28,587	28,512	28,483	28,437	(46)	(75)
5. 2019.....	XXX	XXX	XXX	29,106	29,706	29,602	29,374	29,242	29,141	29,106	(36)	(136)
6. 2020.....	XXX	XXX	XXX	XXX	25,864	24,781	24,022	23,484	23,312	23,198	(113)	(286)
7. 2021.....	XXX	XXX	XXX	XXX	XXX	31,801	31,428	30,937	30,670	30,528	(142)	(409)
8. 2022.....	XXX	XXX	XXX	XXX	XXX	XXX	35,639	35,711	35,297	35,032	(265)	(679)
9. 2023.....	XXX	XXX	XXX	XXX	XXX	XXX	XXX	36,045	36,157	35,591	(566)	(454)
10. 2024.....	XXX	XXX	XXX	XXX	XXX	XXX	XXX	XXX	34,479	33,496	(983)	XXX
11. 2025.....	XXX	XXX	XXX	XXX	XXX	XXX	XXX	XXX	XXX	34,202	XXX	XXX
12. Totals											(2,123)	(1,809)

**SCHEDULE P - PART 2C - COMMERCIAL AUTO/TRUCK LIABILITY/MEDICAL**

1. Prior.....	1,872	2,151	2,104	1,970	1,954	1,940	1,937	1,935	1,944	1,943	(1)	8
2. 2016.....	1,134	1,178	1,284	1,245	1,255	1,261	1,280	1,283	1,282	1,282	0	0
3. 2017.....	XXX	1,243	1,293	1,354	1,306	1,279	1,267	1,266	1,268	1,269	1	2
4. 2018.....	XXX	XXX	1,604	1,820	1,922	1,887	1,890	1,889	1,884	1,895	10	6
5. 2019.....	XXX	XXX	XXX	1,888	2,215	2,280	2,216	2,203	2,222	2,204	(19)	0
6. 2020.....	XXX	XXX	XXX	XXX	2,138	2,239	2,248	2,235	2,196	2,178	(18)	(57)
7. 2021.....	XXX	XXX	XXX	XXX	XXX	3,184	3,168	3,029	3,027	2,982	(46)	(48)
8. 2022.....	XXX	XXX	XXX	XXX	XXX	XXX	4,354	4,117	4,047	4,014	(33)	(103)
9. 2023.....	XXX	XXX	XXX	XXX	XXX	XXX	XXX	2,697	2,660	2,624	(36)	(72)
10. 2024.....	XXX	XXX	XXX	XXX	XXX	XXX	XXX	XXX	2,671	2,717	46	XXX
11. 2025.....	XXX	XXX	XXX	XXX	XXX	XXX	XXX	XXX	XXX	3,696	XXX	XXX
12. Totals											(95)	(264)

**SCHEDULE P - PART 2D - WORKERS' COMPENSATION  
(EXCLUDING EXCESS WORKERS' COMPENSATION)**

1. Prior.....	9,160	8,921	8,647	8,523	8,208	7,984	7,727	7,508	7,342	7,041	(301)	(467)
2. 2016.....	1,751	1,720	1,644	1,638	1,593	1,569	1,545	1,510	1,495	1,458	(37)	(52)
3. 2017.....	XXX	1,480	1,408	1,326	1,250	1,215	1,187	1,169	1,160	1,127	(33)	(42)
4. 2018.....	XXX	XXX	1,336	1,303	1,233	1,200	1,188	1,184	1,161	1,124	(37)	(60)
5. 2019.....	XXX	XXX	XXX	1,116	1,095	1,059	1,059	1,049	1,049	1,021	(28)	(28)
6. 2020.....	XXX	XXX	XXX	XXX	1,029	1,027	1,019	1,012	997	989	(8)	(23)
7. 2021.....	XXX	XXX	XXX	XXX	XXX	960	936	905	885	924	39	19
8. 2022.....	XXX	XXX	XXX	XXX	XXX	XXX	1,059	1,028	957	984	27	(44)
9. 2023.....	XXX	XXX	XXX	XXX	XXX	XXX	XXX	964	906	932	26	(31)
10. 2024.....	XXX	XXX	XXX	XXX	XXX	XXX	XXX	XXX	813	871	58	XXX
11. 2025.....	XXX	XXX	XXX	XXX	XXX	XXX	XXX	XXX	XXX	765	XXX	XXX
12. Totals											(294)	(727)

**SCHEDULE P - PART 2E - COMMERCIAL MULTIPLE PERIL**

1. Prior.....	7,248	6,743	6,557	6,288	6,029	5,791	5,569	5,581	5,872	5,926	54	344
2. 2016.....	6,921	6,904	7,045	7,013	6,901	6,828	6,760	6,755	6,766	6,772	6	17
3. 2017.....	XXX	6,478	6,627	6,718	6,628	6,675	6,609	6,613	6,650	6,665	15	53
4. 2018.....	XXX	XXX	6,924	7,099	7,019	6,947	7,002	6,986	7,024	7,107	83	122
5. 2019.....	XXX	XXX	XXX	6,450	6,591	6,655	6,657	6,702	6,772	6,818	46	116
6. 2020.....	XXX	XXX	XXX	XXX	7,039	6,912	6,900	6,834	6,750	6,804	53	(31)
7. 2021.....	XXX	XXX	XXX	XXX	XXX	7,062	7,148	6,928	6,982	7,118	136	190
8. 2022.....	XXX	XXX	XXX	XXX	XXX	XXX	7,110	7,447	7,476	7,602	127	156
9. 2023.....	XXX	XXX	XXX	XXX	XXX	XXX	XXX	7,564	8,019	8,109	90	545
10. 2024.....	XXX	XXX	XXX	XXX	XXX	XXX	XXX	XXX	6,745	6,942	197	XXX
11. 2025.....	XXX	XXX	XXX	XXX	XXX	XXX	XXX	XXX	XXX	6,025	XXX	XXX
12. Totals											808	1,511

ANNUAL STATEMENT FOR THE YEAR 2025 OF THE FARMERS INSURANCE OF COLUMBUS, INC.

**SCHEDULE P - PART 2F - SECTION 1 - MEDICAL PROFESSIONAL LIABILITY - OCCURRENCE**

Years in Which Losses Were Incurred	INCURRED NET LOSSES AND DEFENSE AND COST CONTAINMENT EXPENSES REPORTED AT YEAR END (\$000 OMITTED)										DEVELOPMENT	
	1 2016	2 2017	3 2018	4 2019	5 2020	6 2021	7 2022	8 2023	9 2024	10 2025	11 One Year	12 Two Year
1. Prior.....	35	28	25	28	30	31	42	38	38	1,033	995	995
2. 2016.....												
3. 2017.....	XXX						0	0	0	0		0
4. 2018.....	XXX	XXX										
5. 2019.....	XXX	XXX	XXX		0	0	0	0	0	0		
6. 2020.....	XXX	XXX	XXX	XXX		0	0	0	0	0		
7. 2021.....	XXX	XXX	XXX	XXX	XXX							
8. 2022.....	XXX	XXX	XXX	XXX	XXX	XXX						
9. 2023.....	XXX	XXX	XXX	XXX	XXX	XXX	XXX					
10. 2024.....	XXX	XXX	XXX	XXX	XXX	XXX	XXX	XXX				XXX
11. 2025.....	XXX	XXX	XXX	XXX	XXX	XXX	XXX	XXX	XXX	0	XXX	XXX
12. Totals											995	995

**SCHEDULE P - PART 2F - SECTION 2 - MEDICAL PROFESSIONAL LIABILITY - CLAIMS-MADE**

1. Prior.....	20	30	34	32	29	36	28	29	30	7	(22)	(21)
2. 2016.....												
3. 2017.....	XXX											
4. 2018.....	XXX	XXX										
5. 2019.....	XXX	XXX	XXX									
6. 2020.....	XXX	XXX	XXX	XXX								
7. 2021.....	XXX	XXX	XXX	XXX	XXX							
8. 2022.....	XXX	XXX	XXX	XXX	XXX	XXX						
9. 2023.....	XXX	XXX	XXX	XXX	XXX	XXX	XXX					
10. 2024.....	XXX	XXX	XXX	XXX	XXX	XXX	XXX	XXX				XXX
11. 2025.....	XXX	XXX	XXX	XXX	XXX	XXX	XXX	XXX	XXX		XXX	XXX
12. Totals											(22)	(21)

**SCHEDULE P - PART 2G - SPECIAL LIABILITY (OCEAN MARINE, AIRCRAFT (ALL PERILS), BOILER AND MACHINERY)**

1. Prior.....	132	133	135	139	139	139	139	139	139	139	0	0
2. 2016.....	302	302	303	304	304	304	304	304	304	304	0	0
3. 2017.....	XXX	374	376	380	381	380	380	380	380	380	0	0
4. 2018.....	XXX	XXX	297	310	308	310	308	308	308	308	0	0
5. 2019.....	XXX	XXX	XXX	271	238	232	234	233	233	233	0	0
6. 2020.....	XXX	XXX	XXX	XXX	346	309	310	311	310	310	0	(1)
7. 2021.....	XXX	XXX	XXX	XXX	XXX	236	216	214	214	214	0	0
8. 2022.....	XXX	XXX	XXX	XXX	XXX	XXX	239	227	218	217	0	(10)
9. 2023.....	XXX	XXX	XXX	XXX	XXX	XXX	XXX	198	199	198	0	1
10. 2024.....	XXX	XXX	XXX	XXX	XXX	XXX	XXX	XXX	208	206	(2)	XXX
11. 2025.....	XXX	XXX	XXX	XXX	XXX	XXX	XXX	XXX	XXX	204	XXX	XXX
12. Totals											(3)	(10)

**SCHEDULE P - PART 2H - SECTION 1 - OTHER LIABILITY - OCCURRENCE**

1. Prior.....	1,495	1,780	1,794	1,931	1,976	1,967	1,962	1,978	1,993	2,055	62	76
2. 2016.....	1,182	1,323	1,384	1,417	1,427	1,427	1,433	1,427	1,454	1,441	(13)	14
3. 2017.....	XXX	1,489	1,672	1,852	1,855	1,855	1,861	1,862	1,845	1,790	(55)	(72)
4. 2018.....	XXX	XXX	668	781	832	781	766	775	778	782	4	7
5. 2019.....	XXX	XXX	XXX	834	947	869	855	873	870	889	19	17
6. 2020.....	XXX	XXX	XXX	XXX	1,160	1,072	1,017	1,044	1,054	1,007	(46)	(36)
7. 2021.....	XXX	XXX	XXX	XXX	XXX	1,745	1,682	1,737	1,814	1,783	(32)	46
8. 2022.....	XXX	XXX	XXX	XXX	XXX	XXX	1,925	1,903	1,948	1,971	23	68
9. 2023.....	XXX	XXX	XXX	XXX	XXX	XXX	XXX	1,759	1,943	2,046	102	287
10. 2024.....	XXX	XXX	XXX	XXX	XXX	XXX	XXX	XXX	1,874	1,951	77	XXX
11. 2025.....	XXX	XXX	XXX	XXX	XXX	XXX	XXX	XXX	XXX	1,929	XXX	XXX
12. Totals											141	406

**SCHEDULE P - PART 2H - SECTION 2 - OTHER LIABILITY - CLAIMS-MADE**

1. Prior.....						24	13	11	12	45	32	34
2. 2016.....						12	5	5	2	2	(1)	(3)
3. 2017.....	XXX					16	8	4	10	10	0	6
4. 2018.....	XXX	XXX				42	24	15	11	10	(1)	(5)
5. 2019.....	XXX	XXX	XXX			70	45	30	24	22	(2)	(8)
6. 2020.....	XXX	XXX	XXX	XXX		132	84	59	50	45	(5)	(14)
7. 2021.....	XXX	XXX	XXX	XXX	XXX	175	131	93	70	65	(5)	(28)
8. 2022.....	XXX	XXX	XXX	XXX	XXX	XXX	172	149	121	108	(13)	(41)
9. 2023.....	XXX	XXX	XXX	XXX	XXX	XXX	XXX	166	192	182	(9)	16
10. 2024.....	XXX	XXX	XXX	XXX	XXX	XXX	XXX	XXX	183	174	(9)	XXX
11. 2025.....	XXX	XXX	XXX	XXX	XXX	XXX	XXX	XXX	XXX	169	XXX	XXX
12. Totals											(12)	(43)

**ANNUAL STATEMENT FOR THE YEAR 2025 OF THE FARMERS INSURANCE OF COLUMBUS, INC.**  
**SCHEDULE P - PART 2I - SPECIAL PROPERTY (FIRE, ALLIED LINES, INLAND MARINE, EARTHQUAKE, BURGLARY, AND THEFT)**

Years in Which Losses Were Incurred	INCURRED NET LOSSES AND DEFENSE AND COST CONTAINMENT EXPENSES REPORTED AT YEAR END (\$000 OMITTED)										DEVELOPMENT	
	1 2016	2 2017	3 2018	4 2019	5 2020	6 2021	7 2022	8 2023	9 2024	10 2025	11 One Year	12 Two Year
1. Prior.....	321	307	259	264	273	485	471	475	475	475	0	0
2. 2016.....	3,434	3,421	3,392	3,436	3,475	3,906	3,856	3,860	3,862	3,862	0	2
3. 2017.....	XXX	2,839	2,939	2,942	2,950	3,039	3,052	3,058	3,046	3,042	(4)	(16)
4. 2018.....	XXX	XXX	2,659	2,790	2,759	2,672	2,695	2,696	2,695	2,692	(2)	(4)
5. 2019.....	XXX	XXX	XXX	3,021	3,139	3,118	3,115	3,116	3,117	3,116	(2)	0
6. 2020.....	XXX	XXX	XXX	XXX	4,074	4,369	4,359	4,345	4,366	4,381	14	36
7. 2021.....	XXX	XXX	XXX	XXX	XXX	4,127	4,249	4,219	4,231	4,248	17	29
8. 2022.....	XXX	XXX	XXX	XXX	XXX	XXX	4,677	4,943	4,917	4,935	18	(7)
9. 2023.....	XXX	XXX	XXX	XXX	XXX	XXX	XXX	5,130	5,082	5,082	0	(48)
10. 2024.....	XXX	XXX	XXX	XXX	XXX	XXX	XXX	XXX	4,568	4,497	(71)	XXX
11. 2025.....	XXX	XXX	XXX	XXX	XXX	XXX	XXX	XXX	XXX	6,070	XXX	XXX
12. Totals											(29)	(8)

**SCHEDULE P - PART 2J - AUTO PHYSICAL DAMAGE**

1. Prior.....	(4)	(29)	(36)	(47)	(75)	(69)	(84)	(95)	(92)	(77)	15	18
2. 2016.....	21,691	21,382	21,379	21,399	21,405	21,409	21,412	21,414	21,414	21,415	1	0
3. 2017.....	XXX	19,539	19,374	19,463	19,461	19,479	19,514	19,548	19,485	19,481	(4)	(67)
4. 2018.....	XXX	XXX	17,037	16,915	16,894	16,889	16,918	16,924	16,922	16,928	7	4
5. 2019.....	XXX	XXX	XXX	17,878	17,623	17,666	17,651	17,647	17,646	17,643	(3)	(4)
6. 2020.....	XXX	XXX	XXX	XXX	15,063	14,741	14,731	14,748	14,732	14,718	(14)	(30)
7. 2021.....	XXX	XXX	XXX	XXX	XXX	20,623	21,003	20,986	20,979	20,848	(132)	(138)
8. 2022.....	XXX	XXX	XXX	XXX	XXX	XXX	25,462	25,673	25,611	25,573	(38)	(100)
9. 2023.....	XXX	XXX	XXX	XXX	XXX	XXX	XXX	26,291	25,741	25,885	143	(407)
10. 2024.....	XXX	XXX	XXX	XXX	XXX	XXX	XXX	XXX	20,387	19,651	(735)	XXX
11. 2025.....	XXX	XXX	XXX	XXX	XXX	XXX	XXX	XXX	XXX	17,592	XXX	XXX
12. Totals											(760)	(723)

**SCHEDULE P - PART 2K - FIDELITY/SURETY**

1. Prior.....	8	5	3	1	0	0	(1)	(1)	(1)	5	7	6
2. 2016.....	4	4	5	4	3	3	3	3	3	3	0	0
3. 2017.....	XXX	3	5	5	4	4	4	3	3	3	0	0
4. 2018.....	XXX	XXX	5	4	3	2	2	2	2	2	0	0
5. 2019.....	XXX	XXX	XXX	4	2	2	1	1	1	1	0	0
6. 2020.....	XXX	XXX	XXX	XXX	27	50	46	69	72	58	(14)	(11)
7. 2021.....	XXX	XXX	XXX	XXX	XXX	118	120	183	193	155	(38)	(28)
8. 2022.....	XXX	XXX	XXX	XXX	XXX	XXX	136	201	211	170	(41)	(31)
9. 2023.....	XXX	XXX	XXX	XXX	XXX	XXX	XXX	715	747	600	(147)	(114)
10. 2024.....	XXX	XXX	XXX	XXX	XXX	XXX	XXX	XXX	832	667	(165)	XXX
11. 2025.....	XXX	XXX	XXX	XXX	XXX	XXX	XXX	XXX	XXX	404	XXX	XXX
12. Totals											(398)	(179)

**SCHEDULE P - PART 2L - OTHER (INCLUDING CREDIT, ACCIDENT AND HEALTH)**

1. Prior.....												
2. 2016.....												
3. 2017.....	XXX											
4. 2018.....	XXX	XXX										
5. 2019.....	XXX	XXX	XXX									
6. 2020.....	XXX	XXX	XXX	XXX								
7. 2021.....	XXX	XXX	XXX	XXX	XXX							
8. 2022.....	XXX	XXX	XXX	XXX	XXX	XXX						
9. 2023.....	XXX	XXX	XXX	XXX	XXX	XXX	XXX					
10. 2024.....	XXX	XXX	XXX	XXX	XXX	XXX	XXX	XXX				XXX
11. 2025.....	XXX	XXX	XXX	XXX	XXX	XXX	XXX	XXX	XXX		XXX	XXX
12. Totals											XXX	XXX

**SCHEDULE P - PART 2M - INTERNATIONAL**

1. Prior.....												
2. 2016.....												
3. 2017.....	XXX											
4. 2018.....	XXX	XXX										
5. 2019.....	XXX	XXX	XXX									
6. 2020.....	XXX	XXX	XXX	XXX								
7. 2021.....	XXX	XXX	XXX	XXX	XXX							
8. 2022.....	XXX	XXX	XXX	XXX	XXX	XXX						
9. 2023.....	XXX	XXX	XXX	XXX	XXX	XXX	XXX					
10. 2024.....	XXX	XXX	XXX	XXX	XXX	XXX	XXX	XXX				XXX
11. 2025.....	XXX	XXX	XXX	XXX	XXX	XXX	XXX	XXX	XXX		XXX	XXX
12. Totals											XXX	XXX

ANNUAL STATEMENT FOR THE YEAR 2025 OF THE FARMERS INSURANCE OF COLUMBUS, INC.

**SCHEDULE P - PART 2N - REINSURANCE  
NONPROPORTIONAL ASSUMED PROPERTY**

Years in Which Losses Were Incurred	INCURRED NET LOSSES AND DEFENSE AND COST CONTAINMENT EXPENSES REPORTED AT YEAR END (\$000 OMITTED)										DEVELOPMENT	
	1 2016	2 2017	3 2018	4 2019	5 2020	6 2021	7 2022	8 2023	9 2024	10 2025	11 One Year	12 Two Year
1. Prior.....												
2. 2016.....												
3. 2017.....	XXX											
4. 2018.....	XXX	XXX										
5. 2019.....	XXX	XXX	XXX									
6. 2020.....	XXX	XXX	XXX									
7. 2021.....	XXX	XXX	XXX	XXX								
8. 2022.....	XXX	XXX	XXX	XXX	XXX	XXX						
9. 2023.....	XXX	XXX	XXX	XXX	XXX	XXX	XXX					
10. 2024.....	XXX	XXX	XXX	XXX	XXX	XXX	XXX	XXX				XXX
11. 2025.....	XXX	XXX	XXX	XXX	XXX	XXX	XXX	XXX	XXX		XXX	XXX
12. Totals												

**SCHEDULE P - PART 2O - REINSURANCE  
NONPROPORTIONAL ASSUMED LIABILITY**

1. Prior.....												
2. 2016.....												
3. 2017.....	XXX											
4. 2018.....	XXX	XXX										
5. 2019.....	XXX	XXX	XXX									
6. 2020.....	XXX	XXX	XXX	XXX								
7. 2021.....	XXX	XXX	XXX	XXX	XXX							
8. 2022.....	XXX	XXX	XXX	XXX	XXX	XXX						
9. 2023.....	XXX	XXX	XXX	XXX	XXX	XXX	XXX					
10. 2024.....	XXX	XXX	XXX	XXX	XXX	XXX	XXX	XXX				XXX
11. 2025.....	XXX	XXX	XXX	XXX	XXX	XXX	XXX	XXX	XXX		XXX	XXX
12. Totals												

**SCHEDULE P - PART 2P - REINSURANCE  
NONPROPORTIONAL ASSUMED FINANCIAL LINES**

1. Prior.....												
2. 2016.....												
3. 2017.....	XXX											
4. 2018.....	XXX	XXX										
5. 2019.....	XXX	XXX	XXX									
6. 2020.....	XXX	XXX	XXX	XXX								
7. 2021.....	XXX	XXX	XXX	XXX	XXX							
8. 2022.....	XXX	XXX	XXX	XXX	XXX	XXX						
9. 2023.....	XXX	XXX	XXX	XXX	XXX	XXX	XXX					
10. 2024.....	XXX	XXX	XXX	XXX	XXX	XXX	XXX	XXX				XXX
11. 2025.....	XXX	XXX	XXX	XXX	XXX	XXX	XXX	XXX	XXX		XXX	XXX
12. Totals												

ANNUAL STATEMENT FOR THE YEAR 2025 OF THE FARMERS INSURANCE OF COLUMBUS, INC.

**SCHEDULE P - PART 2R - SECTION 1 - PRODUCTS LIABILITY - OCCURRENCE**

Years in Which Losses Were Incurred	INCURRED NET LOSSES AND DEFENSE AND COST CONTAINMENT EXPENSES REPORTED AT YEAR END (\$000 OMITTED)										DEVELOPMENT	
	1 2016	2 2017	3 2018	4 2019	5 2020	6 2021	7 2022	8 2023	9 2024	10 2025	11 One Year	12 Two Year
1. Prior.....	6	5	4	3	3	2	2	2	2	2	0	0
2. 2016.....	1	0	0	0	0	0	0	0	0	0	0	0
3. 2017.....	XXX	1	1	1	1	1	1	1	0	0	0	0
4. 2018.....	XXX	XXX	1	1	0	0	0	0	0	0	0	0
5. 2019.....	XXX	XXX	XXX	0	0	0	0	0	0	0	0	0
6. 2020.....	XXX	XXX	XXX	XXX	0	0	1	0	0	0	0	0
7. 2021.....	XXX	XXX	XXX	XXX	XXX	0	0	0	0	0	0	0
8. 2022.....	XXX	XXX	XXX	XXX	XXX	XXX	0	0	0	0	0	0
9. 2023.....	XXX	XXX	XXX	XXX	XXX	XXX	XXX	0	0	0	0	0
10. 2024.....	XXX	XXX	XXX	XXX	XXX	XXX	XXX	XXX	0	0	0	XXX
11. 2025.....	XXX	XXX	XXX	XXX	XXX	XXX	XXX	XXX	XXX	0	0	XXX
12. Totals											0	0

**SCHEDULE P - PART 2R - SECTION 2 - PRODUCTS LIABILITY - CLAIMS-MADE**

1. Prior.....												
2. 2016.....												
3. 2017.....	XXX											
4. 2018.....	XXX	XXX										
5. 2019.....	XXX	XXX	XXX									
6. 2020.....	XXX	XXX	XXX	XXX								
7. 2021.....	XXX	XXX	XXX	XXX	XXX							
8. 2022.....	XXX	XXX	XXX	XXX	XXX	XXX						
9. 2023.....	XXX	XXX	XXX	XXX	XXX	XXX	XXX					
10. 2024.....	XXX	XXX	XXX	XXX	XXX	XXX	XXX	XXX	XXX			XXX
11. 2025.....	XXX	XXX	XXX	XXX	XXX	XXX	XXX	XXX	XXX	XXX		XXX
12. Totals											XXX	XXX

**SCHEDULE P - PART 2S - FINANCIAL GUARANTY/MORTGAGE GUARANTY**

1. Prior.....												
2. 2016.....												
3. 2017.....	XXX											
4. 2018.....	XXX	XXX										
5. 2019.....	XXX	XXX	XXX									
6. 2020.....	XXX	XXX	XXX	XXX								
7. 2021.....	XXX	XXX	XXX	XXX	XXX							
8. 2022.....	XXX	XXX	XXX	XXX	XXX	XXX						
9. 2023.....	XXX	XXX	XXX	XXX	XXX	XXX	XXX					
10. 2024.....	XXX	XXX	XXX	XXX	XXX	XXX	XXX	XXX	XXX			XXX
11. 2025.....	XXX	XXX	XXX	XXX	XXX	XXX	XXX	XXX	XXX	XXX		XXX
12. Totals											XXX	XXX

**SCHEDULE P - PART 2T - WARRANTY**

1. Prior.....												
2. 2016.....												
3. 2017.....	XXX											
4. 2018.....	XXX	XXX										
5. 2019.....	XXX	XXX	XXX									
6. 2020.....	XXX	XXX	XXX	XXX								
7. 2021.....	XXX	XXX	XXX	XXX	XXX							
8. 2022.....	XXX	XXX	XXX	XXX	XXX	XXX						
9. 2023.....	XXX	XXX	XXX	XXX	XXX	XXX	XXX					
10. 2024.....	XXX	XXX	XXX	XXX	XXX	XXX	XXX	XXX	XXX			XXX
11. 2025.....	XXX	XXX	XXX	XXX	XXX	XXX	XXX	XXX	XXX	XXX		XXX
12. Totals											XXX	XXX

**SCHEDULE P - PART 2U - PET INSURANCE PLANS**

1. Prior.....												
2. 2016.....												
3. 2017.....	XXX											
4. 2018.....	XXX	XXX										
5. 2019.....	XXX	XXX	XXX									
6. 2020.....	XXX	XXX	XXX	XXX								
7. 2021.....	XXX	XXX	XXX	XXX	XXX							
8. 2022.....	XXX	XXX	XXX	XXX	XXX	XXX						
9. 2023.....	XXX	XXX	XXX	XXX	XXX	XXX	XXX					
10. 2024.....	XXX	XXX	XXX	XXX	XXX	XXX	XXX	XXX	XXX			XXX
11. 2025.....	XXX	XXX	XXX	XXX	XXX	XXX	XXX	XXX	XXX	XXX		XXX
12. Totals											XXX	XXX

ANNUAL STATEMENT FOR THE YEAR 2025 OF THE FARMERS INSURANCE OF COLUMBUS, INC.

**SCHEDULE P - PART 3A - HOMEOWNERS/FARMOWNERS**

Years in Which Losses Were Incurred	CUMULATIVE PAID NET LOSSES AND DEFENSE AND COST CONTAINMENT EXPENSES REPORTED AT YEAR END (\$000 OMITTED)										11 Number of Claims Closed With Loss Payment	12 Number of Claims Closed Without Loss Payment
	1	2	3	4	5	6	7	8	9	10		
	2016	2017	2018	2019	2020	2021	2022	2023	2024	2025		
1. Prior.....	000.....	1,340.....	2,088.....	2,440.....	2,641.....	2,940.....	3,006.....	3,057.....	3,175.....	3,202.....	63.....	88.....
2. 2016.....	17,135.....	22,307.....	22,878.....	23,163.....	23,280.....	23,584.....	23,589.....	23,593.....	23,590.....	23,593.....	2,651.....	2,288.....
3. 2017.....	XXX.....	19,437.....	22,968.....	23,789.....	23,798.....	24,161.....	24,226.....	24,591.....	24,666.....	24,791.....	2,557.....	2,961.....
4. 2018.....	XXX.....	XXX.....	16,382.....	21,312.....	21,484.....	21,951.....	22,232.....	22,343.....	22,462.....	22,532.....	2,436.....	2,367.....
5. 2019.....	XXX.....	XXX.....	XXX.....	15,838.....	22,033.....	23,056.....	23,255.....	23,315.....	23,393.....	23,418.....	2,201.....	2,492.....
6. 2020.....	XXX.....	XXX.....	XXX.....	XXX.....	21,311.....	26,512.....	28,076.....	28,296.....	28,395.....	28,493.....	2,510.....	2,325.....
7. 2021.....	XXX.....	XXX.....	XXX.....	XXX.....	XXX.....	23,249.....	31,716.....	32,062.....	32,382.....	32,558.....	2,968.....	2,918.....
8. 2022.....	XXX.....	XXX.....	XXX.....	XXX.....	XXX.....	XXX.....	21,862.....	32,278.....	33,673.....	34,248.....	3,023.....	2,433.....
9. 2023.....	XXX.....	XXX.....	XXX.....	XXX.....	XXX.....	XXX.....	XXX.....	27,729.....	36,893.....	37,556.....	3,019.....	2,855.....
10. 2024.....	XXX.....	XXX.....	XXX.....	XXX.....	XXX.....	XXX.....	XXX.....	XXX.....	22,201.....	29,326.....	2,310.....	2,677.....
11. 2025.....	XXX.....	XXX.....	XXX.....	XXX.....	XXX.....	XXX.....	XXX.....	XXX.....	XXX.....	19,009.....	1,449.....	1,807.....

**SCHEDULE P - PART 3B - PRIVATE PASSENGER AUTO LIABILITY/MEDICAL**

1. Prior.....	000.....	10,102.....	15,058.....	17,515.....	18,411.....	18,907.....	19,153.....	19,300.....	19,393.....	19,507.....	798.....	178.....
2. 2016.....	13,156.....	23,958.....	29,396.....	32,177.....	33,324.....	33,827.....	34,116.....	34,232.....	34,295.....	34,314.....	8,656.....	1,550.....
3. 2017.....	XXX.....	11,340.....	21,165.....	26,131.....	28,411.....	29,467.....	30,037.....	30,295.....	30,650.....	30,709.....	7,701.....	1,324.....
4. 2018.....	XXX.....	XXX.....	10,441.....	19,721.....	24,298.....	26,263.....	27,362.....	27,884.....	28,131.....	28,222.....	7,189.....	1,292.....
5. 2019.....	XXX.....	XXX.....	XXX.....	10,215.....	20,164.....	24,604.....	26,848.....	27,938.....	28,385.....	28,620.....	6,652.....	1,204.....
6. 2020.....	XXX.....	XXX.....	XXX.....	XXX.....	8,198.....	15,830.....	19,391.....	21,168.....	22,088.....	22,429.....	4,507.....	994.....
7. 2021.....	XXX.....	XXX.....	XXX.....	XXX.....	XXX.....	9,501.....	20,098.....	25,028.....	27,564.....	28,696.....	5,723.....	1,356.....
8. 2022.....	XXX.....	XXX.....	XXX.....	XXX.....	XXX.....	XXX.....	11,186.....	23,402.....	29,281.....	31,750.....	5,755.....	1,570.....
9. 2023.....	XXX.....	XXX.....	XXX.....	XXX.....	XXX.....	XXX.....	XXX.....	11,538.....	23,995.....	29,831.....	5,112.....	2,241.....
10. 2024.....	XXX.....	XXX.....	XXX.....	XXX.....	XXX.....	XXX.....	XXX.....	XXX.....	11,403.....	22,211.....	4,503.....	2,462.....
11. 2025.....	XXX.....	XXX.....	XXX.....	XXX.....	XXX.....	XXX.....	XXX.....	XXX.....	XXX.....	11,548.....	3,011.....	1,899.....

**SCHEDULE P - PART 3C - COMMERCIAL AUTO/TRUCK LIABILITY/MEDICAL**

1. Prior.....	000.....	1,106.....	1,617.....	1,792.....	1,878.....	1,911.....	1,924.....	1,927.....	1,937.....	1,937.....	43.....	19.....
2. 2016.....	238.....	531.....	877.....	1,057.....	1,162.....	1,224.....	1,279.....	1,281.....	1,285.....	1,285.....	151.....	23.....
3. 2017.....	XXX.....	246.....	588.....	936.....	1,090.....	1,210.....	1,241.....	1,262.....	1,269.....	1,274.....	153.....	21.....
4. 2018.....	XXX.....	XXX.....	334.....	782.....	1,259.....	1,559.....	1,759.....	1,831.....	1,861.....	1,891.....	203.....	39.....
5. 2019.....	XXX.....	XXX.....	XXX.....	328.....	960.....	1,572.....	1,846.....	2,051.....	2,132.....	2,175.....	219.....	41.....
6. 2020.....	XXX.....	XXX.....	XXX.....	XXX.....	366.....	995.....	1,551.....	1,869.....	2,042.....	2,101.....	204.....	53.....
7. 2021.....	XXX.....	XXX.....	XXX.....	XXX.....	XXX.....	486.....	1,327.....	2,071.....	2,516.....	2,735.....	271.....	107.....
8. 2022.....	XXX.....	XXX.....	XXX.....	XXX.....	XXX.....	XXX.....	631.....	1,802.....	2,778.....	3,299.....	297.....	111.....
9. 2023.....	XXX.....	XXX.....	XXX.....	XXX.....	XXX.....	XXX.....	XXX.....	472.....	1,246.....	1,809.....	316.....	137.....
10. 2024.....	XXX.....	XXX.....	XXX.....	XXX.....	XXX.....	XXX.....	XXX.....	XXX.....	424.....	1,223.....	302.....	164.....
11. 2025.....	XXX.....	XXX.....	XXX.....	XXX.....	XXX.....	XXX.....	XXX.....	XXX.....	XXX.....	507.....	197.....	130.....

**SCHEDULE P - PART 3D - WORKERS' COMPENSATION  
(EXCLUDING EXCESS WORKERS' COMPENSATION)**

1. Prior.....	000.....	1,148.....	1,944.....	2,588.....	3,026.....	3,359.....	3,619.....	3,825.....	4,010.....	4,142.....	171.....	74.....
2. 2016.....	225.....	587.....	831.....	991.....	1,097.....	1,163.....	1,197.....	1,221.....	1,241.....	1,256.....	114.....	28.....
3. 2017.....	XXX.....	182.....	453.....	638.....	747.....	819.....	865.....	893.....	930.....	947.....	103.....	24.....
4. 2018.....	XXX.....	XXX.....	178.....	448.....	614.....	741.....	823.....	881.....	909.....	927.....	94.....	19.....
5. 2019.....	XXX.....	XXX.....	XXX.....	164.....	395.....	564.....	678.....	746.....	781.....	811.....	81.....	17.....
6. 2020.....	XXX.....	XXX.....	XXX.....	XXX.....	125.....	337.....	519.....	651.....	716.....	769.....	61.....	14.....
7. 2021.....	XXX.....	XXX.....	XXX.....	XXX.....	XXX.....	126.....	324.....	475.....	553.....	612.....	63.....	16.....
8. 2022.....	XXX.....	XXX.....	XXX.....	XXX.....	XXX.....	XXX.....	138.....	360.....	500.....	615.....	56.....	16.....
9. 2023.....	XXX.....	XXX.....	XXX.....	XXX.....	XXX.....	XXX.....	XXX.....	132.....	319.....	459.....	47.....	12.....
10. 2024.....	XXX.....	XXX.....	XXX.....	XXX.....	XXX.....	XXX.....	XXX.....	XXX.....	117.....	288.....	34.....	7.....
11. 2025.....	XXX.....	XXX.....	XXX.....	XXX.....	XXX.....	XXX.....	XXX.....	XXX.....	XXX.....	100.....	13.....	3.....

**SCHEDULE P - PART 3E - COMMERCIAL MULTIPLE PERIL**

1. Prior.....	000.....	1,961.....	3,425.....	4,177.....	4,546.....	4,757.....	5,047.....	5,268.....	5,412.....	5,493.....	207.....	150.....
2. 2016.....	3,364.....	5,022.....	5,679.....	6,199.....	6,440.....	6,545.....	6,634.....	6,675.....	6,692.....	6,719.....	337.....	241.....
3. 2017.....	XXX.....	3,484.....	4,824.....	5,390.....	5,798.....	6,152.....	6,344.....	6,500.....	6,543.....	6,596.....	355.....	257.....
4. 2018.....	XXX.....	XXX.....	3,285.....	5,109.....	5,697.....	6,098.....	6,536.....	6,728.....	6,901.....	6,994.....	320.....	216.....
5. 2019.....	XXX.....	XXX.....	XXX.....	2,782.....	4,471.....	5,224.....	5,735.....	6,097.....	6,426.....	6,576.....	278.....	204.....
6. 2020.....	XXX.....	XXX.....	XXX.....	XXX.....	3,171.....	4,811.....	5,541.....	5,930.....	6,267.....	6,476.....	261.....	155.....
7. 2021.....	XXX.....	XXX.....	XXX.....	XXX.....	XXX.....	3,396.....	5,010.....	5,651.....	6,129.....	6,489.....	264.....	153.....
8. 2022.....	XXX.....	XXX.....	XXX.....	XXX.....	XXX.....	XXX.....	2,865.....	5,013.....	5,826.....	6,345.....	215.....	125.....
9. 2023.....	XXX.....	XXX.....	XXX.....	XXX.....	XXX.....	XXX.....	XXX.....	3,492.....	5,415.....	6,180.....	200.....	148.....
10. 2024.....	XXX.....	XXX.....	XXX.....	XXX.....	XXX.....	XXX.....	XXX.....	XXX.....	2,700.....	4,166.....	130.....	96.....
11. 2025.....	XXX.....	XXX.....	XXX.....	XXX.....	XXX.....	XXX.....	XXX.....	XXX.....	XXX.....	2,304.....	67.....	53.....

ANNUAL STATEMENT FOR THE YEAR 2025 OF THE FARMERS INSURANCE OF COLUMBUS, INC.

**SCHEDULE P - PART 3F - SECTION 1 - MEDICAL PROFESSIONAL LIABILITY - OCCURRENCE**

Years in Which Losses Were Incurred	CUMULATIVE PAID NET LOSSES AND DEFENSE AND COST CONTAINMENT EXPENSES REPORTED AT YEAR END (\$000 OMITTED)										11 Number of Claims Closed With Loss Payment	12 Number of Claims Closed Without Loss Payment
	1	2	3	4	5	6	7	8	9	10		
	2016	2017	2018	2019	2020	2021	2022	2023	2024	2025		
1. Prior.....	000.....	24.....	24.....	25.....	25.....	26.....	27.....	36.....	37.....	37.....		
2. 2016.....												
3. 2017.....	XXX.....						0.....	7.....	7.....	7.....		
4. 2018.....	XXX.....	XXX.....										
5. 2019.....	XXX.....	XXX.....	XXX.....		0.....	0.....	0.....	0.....	0.....	0.....		
6. 2020.....	XXX.....	XXX.....	XXX.....	XXX.....		0.....	0.....	0.....	0.....	0.....		
7. 2021.....	XXX.....	XXX.....	XXX.....	XXX.....	XXX.....							
8. 2022.....	XXX.....	XXX.....	XXX.....	XXX.....	XXX.....	XXX.....						
9. 2023.....	XXX.....	XXX.....	XXX.....	XXX.....	XXX.....	XXX.....	XXX.....					
10. 2024.....	XXX.....	XXX.....	XXX.....	XXX.....	XXX.....	XXX.....	XXX.....	XXX.....				
11. 2025.....	XXX.....	XXX.....	XXX.....	XXX.....	XXX.....	XXX.....	XXX.....	XXX.....	XXX.....			

**SCHEDULE P - PART 3F - SECTION 2 - MEDICAL PROFESSIONAL LIABILITY - CLAIMS-MADE**

1. Prior.....	000.....	0.....	0.....	0.....	0.....	0.....	0.....	0.....	0.....	0.....		
2. 2016.....												
3. 2017.....	XXX.....											
4. 2018.....	XXX.....	XXX.....										
5. 2019.....	XXX.....	XXX.....	XXX.....									
6. 2020.....	XXX.....	XXX.....	XXX.....	XXX.....								
7. 2021.....	XXX.....	XXX.....	XXX.....	XXX.....	XXX.....							
8. 2022.....	XXX.....	XXX.....	XXX.....	XXX.....	XXX.....	XXX.....						
9. 2023.....	XXX.....	XXX.....	XXX.....	XXX.....	XXX.....	XXX.....	XXX.....					
10. 2024.....	XXX.....	XXX.....	XXX.....	XXX.....	XXX.....	XXX.....	XXX.....	XXX.....				
11. 2025.....	XXX.....	XXX.....	XXX.....	XXX.....	XXX.....	XXX.....	XXX.....	XXX.....	XXX.....			

**SCHEDULE P - PART 3G - SPECIAL LIABILITY (OCEAN MARINE, AIRCRAFT (ALL PERILS), BOILER AND MACHINERY)**

1. Prior.....	000.....	2.....	5.....	10.....	10.....	10.....	10.....	10.....	10.....	10.....	10.....	XXX.....	XXX.....
2. 2016.....	265.....	301.....	302.....	303.....	304.....	304.....	304.....	304.....	304.....	304.....	304.....	XXX.....	XXX.....
3. 2017.....	XXX.....	317.....	374.....	379.....	380.....	380.....	380.....	380.....	380.....	380.....	380.....	XXX.....	XXX.....
4. 2018.....	XXX.....	XXX.....	252.....	306.....	307.....	308.....	308.....	308.....	308.....	308.....	308.....	XXX.....	XXX.....
5. 2019.....	XXX.....	XXX.....	XXX.....	200.....	230.....	231.....	232.....	233.....	233.....	233.....	233.....	XXX.....	XXX.....
6. 2020.....	XXX.....	XXX.....	XXX.....	XXX.....	268.....	308.....	310.....	311.....	310.....	310.....	310.....	XXX.....	XXX.....
7. 2021.....	XXX.....	XXX.....	XXX.....	XXX.....	XXX.....	191.....	212.....	212.....	212.....	212.....	212.....	XXX.....	XXX.....
8. 2022.....	XXX.....	XXX.....	XXX.....	XXX.....	XXX.....	XXX.....	190.....	216.....	217.....	217.....	217.....	XXX.....	XXX.....
9. 2023.....	XXX.....	XXX.....	XXX.....	XXX.....	XXX.....	XXX.....	XXX.....	173.....	197.....	197.....	197.....	XXX.....	XXX.....
10. 2024.....	XXX.....	XXX.....	XXX.....	XXX.....	XXX.....	XXX.....	XXX.....	XXX.....	173.....	202.....	202.....	XXX.....	XXX.....
11. 2025.....	XXX.....	XXX.....	XXX.....	XXX.....	XXX.....	XXX.....	XXX.....	XXX.....	XXX.....	168.....	168.....	XXX.....	XXX.....

**SCHEDULE P - PART 3H - SECTION 1 - OTHER LIABILITY - OCCURRENCE**

1. Prior.....	000.....	823.....	1,321.....	1,611.....	1,824.....	1,878.....	1,964.....	1,982.....	2,009.....	2,011.....	396.....	29.....
2. 2016.....	59.....	427.....	787.....	1,026.....	1,219.....	1,296.....	1,372.....	1,377.....	1,416.....	1,419.....	20.....	35.....
3. 2017.....	XXX.....	76.....	526.....	1,092.....	1,361.....	1,590.....	1,670.....	1,723.....	1,740.....	1,758.....	23.....	43.....
4. 2018.....	XXX.....	XXX.....	87.....	291.....	476.....	602.....	667.....	699.....	728.....	743.....	25.....	43.....
5. 2019.....	XXX.....	XXX.....	XXX.....	50.....	261.....	504.....	644.....	755.....	813.....	842.....	27.....	41.....
6. 2020.....	XXX.....	XXX.....	XXX.....	XXX.....	60.....	245.....	508.....	678.....	889.....	897.....	22.....	34.....
7. 2021.....	XXX.....	XXX.....	XXX.....	XXX.....	XXX.....	73.....	574.....	1,003.....	1,400.....	1,525.....	18.....	31.....
8. 2022.....	XXX.....	XXX.....	XXX.....	XXX.....	XXX.....	XXX.....	115.....	593.....	1,195.....	1,430.....	15.....	28.....
9. 2023.....	XXX.....	XXX.....	XXX.....	XXX.....	XXX.....	XXX.....	XXX.....	148.....	768.....	1,218.....	11.....	16.....
10. 2024.....	XXX.....	XXX.....	XXX.....	XXX.....	XXX.....	XXX.....	XXX.....	XXX.....	133.....	532.....	10.....	28.....
11. 2025.....	XXX.....	XXX.....	XXX.....	XXX.....	XXX.....	XXX.....	XXX.....	XXX.....	XXX.....	162.....	6.....	22.....

**SCHEDULE P - PART 3H - SECTION 2 - OTHER LIABILITY - CLAIMS-MADE**

1. Prior.....	000.....					0.....	0.....	0.....	1.....	0.....		
2. 2016.....						0.....	0.....	0.....	0.....	0.....		
3. 2017.....	XXX.....					0.....	0.....	0.....	0.....	0.....		
4. 2018.....	XXX.....	XXX.....				1.....	3.....	4.....	4.....	4.....		
5. 2019.....	XXX.....	XXX.....	XXX.....			9.....	10.....	9.....	11.....	12.....	1.....	
6. 2020.....	XXX.....	XXX.....	XXX.....	XXX.....		28.....	29.....	29.....	31.....	32.....	2.....	1.....
7. 2021.....	XXX.....	XXX.....	XXX.....	XXX.....	XXX.....	26.....	42.....	44.....	42.....	45.....	2.....	3.....
8. 2022.....	XXX.....	XXX.....	XXX.....	XXX.....	XXX.....	XXX.....	19.....	58.....	67.....	70.....	2.....	2.....
9. 2023.....	XXX.....	XXX.....	XXX.....	XXX.....	XXX.....	XXX.....	XXX.....	22.....	78.....	92.....	2.....	3.....
10. 2024.....	XXX.....	XXX.....	XXX.....	XXX.....	XXX.....	XXX.....	XXX.....	XXX.....	29.....	77.....	2.....	2.....
11. 2025.....	XXX.....	XXX.....	XXX.....	XXX.....	XXX.....	XXX.....	XXX.....	XXX.....	XXX.....	24.....		1.....

**ANNUAL STATEMENT FOR THE YEAR 2025 OF THE FARMERS INSURANCE OF COLUMBUS, INC.**  
**SCHEDULE P - PART 3I - SPECIAL PROPERTY (FIRE, ALLIED LINES, INLAND MARINE, EARTHQUAKE, BURGLARY, AND THEFT)**

Years in Which Losses Were Incurred	CUMULATIVE PAID NET LOSSES AND DEFENSE AND COST CONTAINMENT EXPENSES REPORTED AT YEAR END (\$000 OMITTED)										11 Number of Claims Closed With Loss Payment	12 Number of Claims Closed Without Loss Payment
	1	2	3	4	5	6	7	8	9	10		
	2016	2017	2018	2019	2020	2021	2022	2023	2024	2025		
1. Prior	000	64	92	108	114	328	313	318	317	317	XXX	XXX
2. 2016	2,844	3,352	3,380	3,425	3,467	3,904	3,860	3,858	3,860	3,860	XXX	XXX
3. 2017	XXX	2,554	2,925	2,946	2,956	3,052	3,048	3,055	3,045	3,051	XXX	XXX
4. 2018	XXX	XXX	2,281	2,764	2,784	2,694	2,701	2,704	2,704	2,699	XXX	XXX
5. 2019	XXX	XXX	XXX	2,474	3,042	3,093	3,105	3,109	3,111	3,111	XXX	XXX
6. 2020	XXX	XXX	XXX	XXX	3,329	4,203	4,348	4,347	4,373	4,369	XXX	XXX
7. 2021	XXX	XXX	XXX	XXX	XXX	3,397	4,192	4,255	4,259	4,249	XXX	XXX
8. 2022	XXX	XXX	XXX	XXX	XXX	XXX	3,614	4,814	4,891	4,916	XXX	XXX
9. 2023	XXX	XXX	XXX	XXX	XXX	XXX	XXX	4,160	5,025	5,045	XXX	XXX
10. 2024	XXX	XXX	XXX	XXX	XXX	XXX	XXX	XXX	3,548	5,199	XXX	XXX
11. 2025	XXX	XXX	XXX	XXX	XXX	XXX	XXX	XXX	XXX	5,762	XXX	XXX

**SCHEDULE P - PART 3J - AUTO PHYSICAL DAMAGE**

1. Prior	000	(30)	(42)	(46)	(76)	(70)	(87)	(95)	(96)	(81)		
2. 2016	19,476	21,511	21,419	21,417	21,414	21,424	21,420	21,414	21,414	21,413	17,620	610
3. 2017	XXX	18,222	19,559	19,549	19,536	19,549	19,523	19,538	19,484	19,521	16,331	503
4. 2018	XXX	XXX	15,421	17,023	16,914	16,921	16,926	16,930	16,928	16,928	15,226	469
5. 2019	XXX	XXX	XXX	16,101	17,662	17,641	17,640	17,635	17,633	17,630	14,832	590
6. 2020	XXX	XXX	XXX	XXX	13,401	14,712	14,720	14,709	14,710	14,711	11,665	440
7. 2021	XXX	XXX	XXX	XXX	XXX	18,858	20,968	20,860	20,834	20,820	14,726	978
8. 2022	XXX	XXX	XXX	XXX	XXX	XXX	22,802	25,590	25,537	25,522	15,976	1,232
9. 2023	XXX	XXX	XXX	XXX	XXX	XXX	XXX	23,212	25,557	25,589	14,371	3,489
10. 2024	XXX	XXX	XXX	XXX	XXX	XXX	XXX	XXX	18,087	19,496	11,233	3,829
11. 2025	XXX	XXX	XXX	XXX	XXX	XXX	XXX	XXX	XXX	15,913	8,588	2,889

**SCHEDULE P - PART 3K - FIDELITY/SURETY**

1. Prior	000	0	0	(1)	(1)	(1)	(1)	(1)	(1)	(1)	XXX	XXX
2. 2016	1	2	3	3	3	3	3	3	3	3	XXX	XXX
3. 2017	XXX	0	4	4	4	3	3	3	3	3	XXX	XXX
4. 2018	XXX	XXX	1	2	2	2	1	1	1	1	XXX	XXX
5. 2019	XXX	XXX	XXX	0	1	1	1	1	1	1	XXX	XXX
6. 2020	XXX	XXX	XXX	XXX	1	15	16	16	16	16	XXX	XXX
7. 2021	XXX	XXX	XXX	XXX	XXX	18	71	76	77	77	XXX	XXX
8. 2022	XXX	XXX	XXX	XXX	XXX	XXX	35	92	102	101	XXX	XXX
9. 2023	XXX	XXX	XXX	XXX	XXX	XXX	XXX	294	450	445	XXX	XXX
10. 2024	XXX	XXX	XXX	XXX	XXX	XXX	XXX	XXX	406	524	XXX	XXX
11. 2025	XXX	XXX	XXX	XXX	XXX	XXX	XXX	XXX	XXX	324	XXX	XXX

**SCHEDULE P - PART 3L - OTHER (INCLUDING CREDIT, ACCIDENT AND HEALTH)**

1. Prior	000										XXX	XXX
2. 2016											XXX	XXX
3. 2017	XXX										XXX	XXX
4. 2018	XXX	XXX									XXX	XXX
5. 2019	XXX	XXX	XXX								XXX	XXX
6. 2020	XXX	XXX	XXX	XXX							XXX	XXX
7. 2021	XXX	XXX	XXX	XXX	XXX						XXX	XXX
8. 2022	XXX	XXX	XXX	XXX	XXX	XXX					XXX	XXX
9. 2023	XXX	XXX	XXX	XXX	XXX	XXX	XXX				XXX	XXX
10. 2024	XXX	XXX	XXX	XXX	XXX	XXX	XXX	XXX			XXX	XXX
11. 2025	XXX	XXX	XXX	XXX	XXX	XXX	XXX	XXX	XXX	XXX	XXX	XXX

**NONE**

**SCHEDULE P - PART 3M - INTERNATIONAL**

1. Prior	000										XXX	XXX
2. 2016											XXX	XXX
3. 2017	XXX										XXX	XXX
4. 2018	XXX	XXX									XXX	XXX
5. 2019	XXX	XXX	XXX								XXX	XXX
6. 2020	XXX	XXX	XXX	XXX							XXX	XXX
7. 2021	XXX	XXX	XXX	XXX	XXX						XXX	XXX
8. 2022	XXX	XXX	XXX	XXX	XXX	XXX					XXX	XXX
9. 2023	XXX	XXX	XXX	XXX	XXX	XXX	XXX				XXX	XXX
10. 2024	XXX	XXX	XXX	XXX	XXX	XXX	XXX	XXX			XXX	XXX
11. 2025	XXX	XXX	XXX	XXX	XXX	XXX	XXX	XXX	XXX	XXX	XXX	XXX

**NONE**

ANNUAL STATEMENT FOR THE YEAR 2025 OF THE FARMERS INSURANCE OF COLUMBUS, INC.

**SCHEDULE P - PART 3N - REINSURANCE  
NONPROPORTIONAL ASSUMED PROPERTY**

Years in Which Losses Were Incurred	CUMULATIVE PAID NET LOSSES AND DEFENSE AND COST CONTAINMENT EXPENSES REPORTED AT YEAR END (\$000 OMITTED)										11 Number of Claims Closed With Loss Payment	12 Number of Claims Closed Without Loss Payment	
	1	2	3	4	5	6	7	8	9	10			
	2016	2017	2018	2019	2020	2021	2022	2023	2024	2025			
1. Prior.....	000.....											XXX.....	XXX.....
2. 2016.....												XXX.....	XXX.....
3. 2017.....	XXX.....											XXX.....	XXX.....
4. 2018.....	XXX.....	XXX.....										XXX.....	XXX.....
5. 2019.....	XXX.....	XXX.....	XXX.....									XXX.....	XXX.....
6. 2020.....	XXX.....	XXX.....	XXX.....	XXX.....								XXX.....	XXX.....
7. 2021.....	XXX.....	XXX.....	XXX.....	XXX.....	XXX.....							XXX.....	XXX.....
8. 2022.....	XXX.....	XXX.....	XXX.....	XXX.....	XXX.....	XXX.....						XXX.....	XXX.....
9. 2023.....	XXX.....	XXX.....	XXX.....	XXX.....	XXX.....	XXX.....	XXX.....					XXX.....	XXX.....
10. 2024.....	XXX.....	XXX.....	XXX.....	XXX.....	XXX.....	XXX.....	XXX.....	XXX.....				XXX.....	XXX.....
11. 2025.....	XXX.....	XXX.....	XXX.....	XXX.....	XXX.....	XXX.....	XXX.....	XXX.....	XXX.....	XXX.....		XXX.....	XXX.....

**SCHEDULE P - PART 3O - REINSURANCE  
NONPROPORTIONAL ASSUMED LIABILITY**

1. Prior.....	000.....											XXX.....	XXX.....
2. 2016.....												XXX.....	XXX.....
3. 2017.....	XXX.....											XXX.....	XXX.....
4. 2018.....	XXX.....	XXX.....										XXX.....	XXX.....
5. 2019.....	XXX.....	XXX.....	XXX.....									XXX.....	XXX.....
6. 2020.....	XXX.....	XXX.....	XXX.....	XXX.....								XXX.....	XXX.....
7. 2021.....	XXX.....	XXX.....	XXX.....	XXX.....	XXX.....							XXX.....	XXX.....
8. 2022.....	XXX.....	XXX.....	XXX.....	XXX.....	XXX.....	XXX.....						XXX.....	XXX.....
9. 2023.....	XXX.....	XXX.....	XXX.....	XXX.....	XXX.....	XXX.....	XXX.....					XXX.....	XXX.....
10. 2024.....	XXX.....	XXX.....	XXX.....	XXX.....	XXX.....	XXX.....	XXX.....	XXX.....				XXX.....	XXX.....
11. 2025.....	XXX.....	XXX.....	XXX.....	XXX.....	XXX.....	XXX.....	XXX.....	XXX.....	XXX.....	XXX.....		XXX.....	XXX.....

**SCHEDULE P - PART 3P - REINSURANCE  
NONPROPORTIONAL ASSUMED FINANCIAL LINES**

1. Prior.....	000.....											XXX.....	XXX.....
2. 2016.....												XXX.....	XXX.....
3. 2017.....	XXX.....											XXX.....	XXX.....
4. 2018.....	XXX.....	XXX.....										XXX.....	XXX.....
5. 2019.....	XXX.....	XXX.....	XXX.....									XXX.....	XXX.....
6. 2020.....	XXX.....	XXX.....	XXX.....	XXX.....								XXX.....	XXX.....
7. 2021.....	XXX.....	XXX.....	XXX.....	XXX.....	XXX.....							XXX.....	XXX.....
8. 2022.....	XXX.....	XXX.....	XXX.....	XXX.....	XXX.....	XXX.....						XXX.....	XXX.....
9. 2023.....	XXX.....	XXX.....	XXX.....	XXX.....	XXX.....	XXX.....	XXX.....					XXX.....	XXX.....
10. 2024.....	XXX.....	XXX.....	XXX.....	XXX.....	XXX.....	XXX.....	XXX.....	XXX.....				XXX.....	XXX.....
11. 2025.....	XXX.....	XXX.....	XXX.....	XXX.....	XXX.....	XXX.....	XXX.....	XXX.....	XXX.....	XXX.....		XXX.....	XXX.....

ANNUAL STATEMENT FOR THE YEAR 2025 OF THE FARMERS INSURANCE OF COLUMBUS, INC.  
**SCHEDULE P - PART 3R - SECTION 1 - PRODUCTS LIABILITY - OCCURRENCE**

Years in Which Losses Were Incurred	CUMULATIVE PAID NET LOSSES AND DEFENSE AND COST CONTAINMENT EXPENSES REPORTED AT YEAR END (\$000 OMITTED)										11 Number of Claims Closed With Loss Payment	12 Number of Claims Closed Without Loss Payment	
	1	2	3	4	5	6	7	8	9	10			
	2016	2017	2018	2019	2020	2021	2022	2023	2024	2025			
1. Prior.....	000.....	1.....	1.....	1.....	2.....	2.....	2.....	2.....	2.....	2.....	2.....		
2. 2016.....		0.....	0.....	0.....	0.....	0.....	0.....	0.....	0.....	0.....	0.....		
3. 2017.....	XXX.....	0.....	0.....	0.....	0.....	0.....	0.....	0.....	0.....	0.....	0.....		
4. 2018.....	XXX.....	XXX.....	0.....	0.....	0.....	0.....	0.....	0.....	0.....	0.....	0.....		
5. 2019.....	XXX.....	XXX.....	XXX.....	0.....	0.....	0.....	0.....	0.....	0.....	0.....	0.....		
6. 2020.....	XXX.....	XXX.....	XXX.....	XXX.....	0.....	0.....	0.....	0.....	0.....	0.....	0.....		
7. 2021.....	XXX.....	XXX.....	XXX.....	XXX.....	XXX.....	0.....	0.....	0.....	0.....	0.....	0.....		
8. 2022.....	XXX.....	XXX.....	XXX.....	XXX.....	XXX.....	XXX.....	0.....	0.....	0.....	0.....	0.....		
9. 2023.....	XXX.....	XXX.....	XXX.....	XXX.....	XXX.....	XXX.....	XXX.....	0.....	0.....	0.....	0.....		
10. 2024.....	XXX.....	XXX.....	XXX.....	XXX.....	XXX.....	XXX.....	XXX.....	XXX.....	0.....	0.....	0.....		
11. 2025.....	XXX.....	XXX.....	XXX.....	XXX.....	XXX.....	XXX.....	XXX.....	XXX.....	XXX.....	XXX.....	0.....		

**SCHEDULE P - PART 3R - SECTION 2 - PRODUCTS LIABILITY - CLAIMS-MADE**

1. Prior.....	000.....												
2. 2016.....													
3. 2017.....	XXX.....												
4. 2018.....	XXX.....	XXX.....											
5. 2019.....	XXX.....	XXX.....	XXX.....										
6. 2020.....	XXX.....	XXX.....	XXX.....	XXX.....									
7. 2021.....	XXX.....	XXX.....	XXX.....	XXX.....	XXX.....								
8. 2022.....	XXX.....	XXX.....	XXX.....	XXX.....	XXX.....	XXX.....							
9. 2023.....	XXX.....	XXX.....	XXX.....	XXX.....	XXX.....	XXX.....	XXX.....						
10. 2024.....	XXX.....	XXX.....	XXX.....	XXX.....	XXX.....	XXX.....	XXX.....	XXX.....					
11. 2025.....	XXX.....	XXX.....	XXX.....	XXX.....	XXX.....	XXX.....	XXX.....	XXX.....	XXX.....				

**NONE**

**SCHEDULE P - PART 3S - FINANCIAL GUARANTY/MORTGAGE GUARANTY**

1. Prior.....	000.....											XXX.....	XXX.....
2. 2016.....												XXX.....	XXX.....
3. 2017.....	XXX.....											XXX.....	XXX.....
4. 2018.....	XXX.....	XXX.....										XXX.....	XXX.....
5. 2019.....	XXX.....	XXX.....	XXX.....									XXX.....	XXX.....
6. 2020.....	XXX.....	XXX.....	XXX.....	XXX.....								XXX.....	XXX.....
7. 2021.....	XXX.....	XXX.....	XXX.....	XXX.....	XXX.....							XXX.....	XXX.....
8. 2022.....	XXX.....	XXX.....	XXX.....	XXX.....	XXX.....	XXX.....						XXX.....	XXX.....
9. 2023.....	XXX.....	XXX.....	XXX.....	XXX.....	XXX.....	XXX.....	XXX.....					XXX.....	XXX.....
10. 2024.....	XXX.....	XXX.....	XXX.....	XXX.....	XXX.....	XXX.....	XXX.....	XXX.....				XXX.....	XXX.....
11. 2025.....	XXX.....	XXX.....	XXX.....	XXX.....	XXX.....	XXX.....	XXX.....	XXX.....	XXX.....	XXX.....		XXX.....	XXX.....

**NONE**

**SCHEDULE P - PART 3T - WARRANTY**

1. Prior.....	000.....												
2. 2016.....													
3. 2017.....	XXX.....												
4. 2018.....	XXX.....	XXX.....											
5. 2019.....	XXX.....	XXX.....	XXX.....										
6. 2020.....	XXX.....	XXX.....	XXX.....	XXX.....									
7. 2021.....	XXX.....	XXX.....	XXX.....	XXX.....	XXX.....								
8. 2022.....	XXX.....	XXX.....	XXX.....	XXX.....	XXX.....	XXX.....							
9. 2023.....	XXX.....	XXX.....	XXX.....	XXX.....	XXX.....	XXX.....	XXX.....						
10. 2024.....	XXX.....	XXX.....	XXX.....	XXX.....	XXX.....	XXX.....	XXX.....	XXX.....					
11. 2025.....	XXX.....	XXX.....	XXX.....	XXX.....	XXX.....	XXX.....	XXX.....	XXX.....	XXX.....	XXX.....			

**NONE**

**SCHEDULE P - PART 3U - PET INSURANCE PLANS**

1. Prior.....	000.....											XXX.....	XXX.....
2. 2016.....												XXX.....	XXX.....
3. 2017.....	XXX.....											XXX.....	XXX.....
4. 2018.....	XXX.....	XXX.....										XXX.....	XXX.....
5. 2019.....	XXX.....	XXX.....	XXX.....									XXX.....	XXX.....
6. 2020.....	XXX.....	XXX.....	XXX.....	XXX.....								XXX.....	XXX.....
7. 2021.....	XXX.....	XXX.....	XXX.....	XXX.....	XXX.....							XXX.....	XXX.....
8. 2022.....	XXX.....	XXX.....	XXX.....	XXX.....	XXX.....	XXX.....						XXX.....	XXX.....
9. 2023.....	XXX.....	XXX.....	XXX.....	XXX.....	XXX.....	XXX.....	XXX.....					XXX.....	XXX.....
10. 2024.....	XXX.....	XXX.....	XXX.....	XXX.....	XXX.....	XXX.....	XXX.....	XXX.....				XXX.....	XXX.....
11. 2025.....	XXX.....	XXX.....	XXX.....	XXX.....	XXX.....	XXX.....	XXX.....	XXX.....	XXX.....	XXX.....		XXX.....	XXX.....

**NONE**

ANNUAL STATEMENT FOR THE YEAR 2025 OF THE FARMERS INSURANCE OF COLUMBUS, INC.

**SCHEDULE P - PART 4A - HOMEOWNERS/FARMOWNERS**

Years in Which Losses Were Incurred	BULK AND IBNR RESERVES ON NET LOSSES AND DEFENSE AND COST CONTAINMENT EXPENSES REPORTED AT YEAR END (\$000 OMITTED)									
	1	2	3	4	5	6	7	8	9	10
	2016	2017	2018	2019	2020	2021	2022	2023	2024	2025
1. Prior.....	1,885	805	346	216	114	84	91	68	84	67
2. 2016.....	4,857	470	286	109	68	4	19	41	41	33
3. 2017.....	XXX	(56)	(100)	139	416	232	164	28	(60)	(338)
4. 2018.....	XXX	XXX	2,372	(631)	(166)	118	289	148	0	(31)
5. 2019.....	XXX	XXX	XXX	5,333	992	473	166	145	69	37
6. 2020.....	XXX	XXX	XXX	XXX	4,274	1,388	528	419	369	271
7. 2021.....	XXX	XXX	XXX	XXX	XXX	6,263	366	765	528	514
8. 2022.....	XXX	XXX	XXX	XXX	XXX	XXX	8,138	1,390	583	309
9. 2023.....	XXX	XXX	XXX	XXX	XXX	XXX	XXX	8,056	649	496
10. 2024.....	XXX	XXX	XXX	XXX	XXX	XXX	XXX	XXX	8,731	2,976
11. 2025.....	XXX	XXX	XXX	XXX	XXX	XXX	XXX	XXX	XXX	5,366

**SCHEDULE P - PART 4B - PRIVATE PASSENGER AUTO LIABILITY/MEDICAL**

1. Prior.....	8,468	4,165	2,323	1,464	1,088	856	731	585	525	493
2. 2016.....	13,516	4,975	2,382	1,031	500	334	208	135	91	73
3. 2017.....	XXX	13,200	4,823	2,195	976	560	315	191	122	91
4. 2018.....	XXX	XXX	12,337	4,709	2,137	1,173	664	360	237	158
5. 2019.....	XXX	XXX	XXX	12,811	5,131	2,621	1,380	791	503	388
6. 2020.....	XXX	XXX	XXX	XXX	12,471	5,419	2,814	1,480	876	618
7. 2021.....	XXX	XXX	XXX	XXX	XXX	15,021	6,574	3,391	1,964	1,386
8. 2022.....	XXX	XXX	XXX	XXX	XXX	XXX	16,243	6,952	3,378	2,050
9. 2023.....	XXX	XXX	XXX	XXX	XXX	XXX	XXX	15,318	6,598	3,060
10. 2024.....	XXX	XXX	XXX	XXX	XXX	XXX	XXX	XXX	15,138	6,499
11. 2025.....	XXX	XXX	XXX	XXX	XXX	XXX	XXX	XXX	XXX	14,887

**SCHEDULE P - PART 4C - COMMERCIAL AUTO/TRUCK LIABILITY/MEDICAL**

1. Prior.....	1,000	549	290	88	44	16	6	1	5	3
2. 2016.....	647	318	212	74	36	8	0	(2)	(2)	(3)
3. 2017.....	XXX	689	345	212	92	25	6	(7)	(7)	(8)
4. 2018.....	XXX	XXX	892	571	311	116	51	25	7	3
5. 2019.....	XXX	XXX	XXX	1,139	659	360	155	71	31	12
6. 2020.....	XXX	XXX	XXX	XXX	1,273	710	362	207	100	55
7. 2021.....	XXX	XXX	XXX	XXX	XXX	2,012	1,070	492	253	138
8. 2022.....	XXX	XXX	XXX	XXX	XXX	XXX	2,820	1,398	672	394
9. 2023.....	XXX	XXX	XXX	XXX	XXX	XXX	XXX	1,628	892	452
10. 2024.....	XXX	XXX	XXX	XXX	XXX	XXX	XXX	XXX	1,702	887
11. 2025.....	XXX	XXX	XXX	XXX	XXX	XXX	XXX	XXX	XXX	2,435

**SCHEDULE P - PART 4D - WORKERS' COMPENSATION  
(EXCLUDING EXCESS WORKERS' COMPENSATION)**

1. Prior.....	6,030	5,094	4,480	4,115	3,673	3,345	3,041	2,734	2,493	2,143
2. 2016.....	1,219	826	579	459	339	301	266	227	192	149
3. 2017.....	XXX	1,080	736	523	381	311	262	215	189	154
4. 2018.....	XXX	XXX	940	634	446	328	282	246	196	152
5. 2019.....	XXX	XXX	XXX	738	497	340	273	225	211	178
6. 2020.....	XXX	XXX	XXX	XXX	684	464	325	241	205	159
7. 2021.....	XXX	XXX	XXX	XXX	XXX	671	460	324	253	224
8. 2022.....	XXX	XXX	XXX	XXX	XXX	XXX	722	490	315	267
9. 2023.....	XXX	XXX	XXX	XXX	XXX	XXX	XXX	660	425	352
10. 2024.....	XXX	XXX	XXX	XXX	XXX	XXX	XXX	XXX	544	435
11. 2025.....	XXX	XXX	XXX	XXX	XXX	XXX	XXX	XXX	XXX	517

**SCHEDULE P - PART 4E - COMMERCIAL MULTIPLE PERIL**

1. Prior.....	5,073	3,280	2,358	1,686	1,180	826	410	233	363	319
2. 2016.....	2,360	1,123	830	510	294	172	78	49	42	26
3. 2017.....	XXX	1,702	883	698	364	305	147	55	29	(9)
4. 2018.....	XXX	XXX	2,165	1,128	727	421	209	79	13	46
5. 2019.....	XXX	XXX	XXX	2,585	1,280	799	482	300	161	123
6. 2020.....	XXX	XXX	XXX	XXX	2,670	1,309	879	558	225	173
7. 2021.....	XXX	XXX	XXX	XXX	XXX	2,659	1,447	751	445	347
8. 2022.....	XXX	XXX	XXX	XXX	XXX	XXX	2,999	1,583	1,013	753
9. 2023.....	XXX	XXX	XXX	XXX	XXX	XXX	XXX	2,762	1,653	1,195
10. 2024.....	XXX	XXX	XXX	XXX	XXX	XXX	XXX	XXX	3,018	2,073
11. 2025.....	XXX	XXX	XXX	XXX	XXX	XXX	XXX	XXX	XXX	2,416

ANNUAL STATEMENT FOR THE YEAR 2025 OF THE FARMERS INSURANCE OF COLUMBUS, INC.

**SCHEDULE P - PART 4F - SECTION 1 - MEDICAL PROFESSIONAL LIABILITY - OCCURRENCE**

Years in Which Losses Were Incurred	BULK AND IBNR RESERVES ON NET LOSSES AND DEFENSE AND COST CONTAINMENT EXPENSES REPORTED AT YEAR END (\$000 OMITTED)									
	1	2	3	4	5	6	7	8	9	10
	2016	2017	2018	2019	2020	2021	2022	2023	2024	2025
1. Prior.....	12	1	1	1	2	2	12	2	1	996
2. 2016.....										
3. 2017.....	XXX									
4. 2018.....	XXX	XXX								
5. 2019.....	XXX	XXX	XXX							
6. 2020.....	XXX	XXX	XXX	XXX						
7. 2021.....	XXX	XXX	XXX	XXX	XXX					
8. 2022.....	XXX	XXX	XXX	XXX	XXX	XXX				
9. 2023.....	XXX	XXX	XXX	XXX	XXX	XXX	XXX			
10. 2024.....	XXX	XXX	XXX	XXX	XXX	XXX	XXX	XXX		
11. 2025.....	XXX	XXX	XXX	XXX	XXX	XXX	XXX	XXX	XXX	

**SCHEDULE P - PART 4F - SECTION 2 - MEDICAL PROFESSIONAL LIABILITY - CLAIMS-MADE**

1. Prior.....	21	31	31	30	26	31	24	24	25	7
2. 2016.....										
3. 2017.....	XXX									
4. 2018.....	XXX	XXX								
5. 2019.....	XXX	XXX	XXX							
6. 2020.....	XXX	XXX	XXX	XXX						
7. 2021.....	XXX	XXX	XXX	XXX	XXX					
8. 2022.....	XXX	XXX	XXX	XXX	XXX	XXX				
9. 2023.....	XXX	XXX	XXX	XXX	XXX	XXX	XXX			
10. 2024.....	XXX	XXX	XXX	XXX	XXX	XXX	XXX	XXX		
11. 2025.....	XXX	XXX	XXX	XXX	XXX	XXX	XXX	XXX	XXX	

**SCHEDULE P - PART 4G - SPECIAL LIABILITY (OCEAN MARINE, AIRCRAFT (ALL PERILS), BOILER AND MACHINERY)**

1. Prior.....	2	1	1	1	0	0	0	0	0	0
2. 2016.....	21	0	0	0	0	0	0	0	0	0
3. 2017.....	XXX	30	2	0	1	0	0	0	0	0
4. 2018.....	XXX	XXX	32	1	0	2	0	0	0	0
5. 2019.....	XXX	XXX	XXX	53	7	0	1	0	0	0
6. 2020.....	XXX	XXX	XXX	XXX	58	0	0	0	0	0
7. 2021.....	XXX	XXX	XXX	XXX	XXX	34	4	1	2	2
8. 2022.....	XXX	XXX	XXX	XXX	XXX	XXX	39	11	1	0
9. 2023.....	XXX	XXX	XXX	XXX	XXX	XXX	XXX	18	2	1
10. 2024.....	XXX	XXX	XXX	XXX	XXX	XXX	XXX	XXX	22	3
11. 2025.....	XXX	XXX	XXX	XXX	XXX	XXX	XXX	XXX	XXX	27

**SCHEDULE P - PART 4H - SECTION 1 - OTHER LIABILITY - OCCURRENCE**

1. Prior.....	863	510	229	131	74	11	(24)	(22)	(30)	17
2. 2016.....	898	593	387	215	134	84	53	39	31	17
3. 2017.....	XXX	1,045	683	471	276	184	133	103	84	21
4. 2018.....	XXX	XXX	405	291	209	88	45	34	15	14
5. 2019.....	XXX	XXX	XXX	565	408	206	108	62	29	22
6. 2020.....	XXX	XXX	XXX	XXX	889	536	292	198	114	66
7. 2021.....	XXX	XXX	XXX	XXX	XXX	1,271	665	404	200	130
8. 2022.....	XXX	XXX	XXX	XXX	XXX	XXX	1,388	889	529	315
9. 2023.....	XXX	XXX	XXX	XXX	XXX	XXX	XXX	1,131	739	552
10. 2024.....	XXX	XXX	XXX	XXX	XXX	XXX	XXX	XXX	1,348	1,015
11. 2025.....	XXX	XXX	XXX	XXX	XXX	XXX	XXX	XXX	XXX	1,418

**SCHEDULE P - PART 4H - SECTION 2 - OTHER LIABILITY - CLAIMS-MADE**

1. Prior.....						23	13	11	12	45
2. 2016.....						12	5	5	2	2
3. 2017.....	XXX					16	8	4	3	2
4. 2018.....	XXX	XXX				37	19	10	6	5
5. 2019.....	XXX	XXX	XXX			56	32	19	11	9
6. 2020.....	XXX	XXX	XXX	XXX		83	50	29	18	13
7. 2021.....	XXX	XXX	XXX	XXX	XXX	108	74	45	26	20
8. 2022.....	XXX	XXX	XXX	XXX	XXX	XXX	112	77	50	38
9. 2023.....	XXX	XXX	XXX	XXX	XXX	XXX	XXX	101	84	59
10. 2024.....	XXX	XXX	XXX	XXX	XXX	XXX	XXX	XXX	115	83
11. 2025.....	XXX	XXX	XXX	XXX	XXX	XXX	XXX	XXX	XXX	113

ANNUAL STATEMENT FOR THE YEAR 2025 OF THE FARMERS INSURANCE OF COLUMBUS, INC.  
**SCHEDULE P - PART 4I - SPECIAL PROPERTY (FIRE, ALLIED LINES, INLAND MARINE,  
 EARTHQUAKE, BURGLARY, AND THEFT)**

Years in Which Losses Were Incurred	BULK AND IBNR RESERVES ON NET LOSSES AND DEFENSE AND COST CONTAINMENT EXPENSES REPORTED AT YEAR END (\$000 OMITTED)									
	1	2	3	4	5	6	7	8	9	10
	2016	2017	2018	2019	2020	2021	2022	2023	2024	2025
1. Prior.....	136	79	15	4	3	0	0	0	1	1
2. 2016.....	374	39	5	4	7	0	(6)	0	0	
3. 2017.....	XXX	83	(14)	(12)	(11)	(16)	1	0	(1)	(12)
4. 2018.....	XXX	XXX	191	(8)	(27)	(19)	(1)	(2)	(3)	(1)
5. 2019.....	XXX	XXX	XXX	352	57	18	8	6	5	3
6. 2020.....	XXX	XXX	XXX	XXX	203	38	(14)	(12)	(15)	3
7. 2021.....	XXX	XXX	XXX	XXX	XXX	281	(3)	(41)	(18)	8
8. 2022.....	XXX	XXX	XXX	XXX	XXX	XXX	571	62	18	15
9. 2023.....	XXX	XXX	XXX	XXX	XXX	XXX	XXX	580	(3)	28
10. 2024.....	XXX	XXX	XXX	XXX	XXX	XXX	XXX	XXX	590	77
11. 2025.....	XXX	XXX	XXX	XXX	XXX	XXX	XXX	XXX	XXX	18

**SCHEDULE P - PART 4J - AUTO PHYSICAL DAMAGE**

1. Prior.....	(11)	(3)	4	(2)	0	(1)	1	0	4	3
2. 2016.....	2,112	(136)	(45)	(18)	(8)	(15)	(8)	0	0	2
3. 2017.....	XXX	1,194	(329)	(57)	(71)	(71)	(10)	9	0	(41)
4. 2018.....	XXX	XXX	1,490	(84)	(12)	(43)	(16)	(11)	(11)	(4)
5. 2019.....	XXX	XXX	XXX	1,646	(27)	16	4	10	11	12
6. 2020.....	XXX	XXX	XXX	XXX	1,505	28	19	33	17	4
7. 2021.....	XXX	XXX	XXX	XXX	XXX	1,267	22	110	143	27
8. 2022.....	XXX	XXX	XXX	XXX	XXX	XXX	1,768	40	70	50
9. 2023.....	XXX	XXX	XXX	XXX	XXX	XXX	XXX	573	121	255
10. 2024.....	XXX	XXX	XXX	XXX	XXX	XXX	XXX	XXX	1,015	135
11. 2025.....	XXX	XXX	XXX	XXX	XXX	XXX	XXX	XXX	XXX	642

**SCHEDULE P - PART 4K - FIDELITY/SURETY**

1. Prior.....	8	5	3	2	1	1	0	1	0	7
2. 2016.....	3	2	2	1	0	0	0	0	0	0
3. 2017.....	XXX	3	2	1	0	0	0	0	0	0
4. 2018.....	XXX	XXX	4	2	1	1	0	0	0	0
5. 2019.....	XXX	XXX	XXX	3	1	1	1	0	0	0
6. 2020.....	XXX	XXX	XXX	XXX	26	35	30	53	56	42
7. 2021.....	XXX	XXX	XXX	XXX	XXX	100	48	107	116	77
8. 2022.....	XXX	XXX	XXX	XXX	XXX	XXX	100	109	110	69
9. 2023.....	XXX	XXX	XXX	XXX	XXX	XXX	XXX	415	297	155
10. 2024.....	XXX	XXX	XXX	XXX	XXX	XXX	XXX	XXX	421	143
11. 2025.....	XXX	XXX	XXX	XXX	XXX	XXX	XXX	XXX	XXX	77

**SCHEDULE P - PART 4L - OTHER (INCLUDING CREDIT, ACCIDENT AND HEALTH)**

1. Prior.....										
2. 2016.....										
3. 2017.....	XXX									
4. 2018.....	XXX	XXX								
5. 2019.....	XXX	XXX	XXX							
6. 2020.....	XXX	XXX	XXX	XXX						
7. 2021.....	XXX	XXX	XXX	XXX	XXX					
8. 2022.....	XXX	XXX	XXX	XXX	XXX	XXX				
9. 2023.....	XXX	XXX	XXX	XXX	XXX	XXX	XXX			
10. 2024.....	XXX	XXX	XXX	XXX	XXX	XXX	XXX	XXX		
11. 2025.....	XXX	XXX	XXX	XXX	XXX	XXX	XXX	XXX	XXX	

**SCHEDULE P - PART 4M - INTERNATIONAL**

1. Prior.....										
2. 2016.....										
3. 2017.....	XXX									
4. 2018.....	XXX	XXX								
5. 2019.....	XXX	XXX	XXX							
6. 2020.....	XXX	XXX	XXX	XXX						
7. 2021.....	XXX	XXX	XXX	XXX	XXX					
8. 2022.....	XXX	XXX	XXX	XXX	XXX	XXX				
9. 2023.....	XXX	XXX	XXX	XXX	XXX	XXX	XXX			
10. 2024.....	XXX	XXX	XXX	XXX	XXX	XXX	XXX	XXX		
11. 2025.....	XXX	XXX	XXX	XXX	XXX	XXX	XXX	XXX	XXX	

ANNUAL STATEMENT FOR THE YEAR 2025 OF THE FARMERS INSURANCE OF COLUMBUS, INC.

**SCHEDULE P - PART 4N - REINSURANCE  
NONPROPORTIONAL ASSUMED PROPERTY**

Years in Which Losses Were Incurred	BULK AND IBNR RESERVES ON NET LOSSES AND DEFENSE AND COST CONTAINMENT EXPENSES REPORTED AT YEAR END (\$000 OMITTED)									
	1	2	3	4	5	6	7	8	9	10
	2016	2017	2018	2019	2020	2021	2022	2023	2024	2025
1. Prior.....										
2. 2016.....										
3. 2017.....	XXX									
4. 2018.....	XXX	XXX								
5. 2019.....	XXX	XXX	XX							
6. 2020.....	XXX	XXX	XX	XX						
7. 2021.....	XXX	XXX	XX	XXX	XXX					
8. 2022.....	XXX	XXX	XXX	XXX	XXX	XXX				
9. 2023.....	XXX	XXX	XXX	XXX	XXX	XXX	XXX			
10. 2024.....	XXX	XXX	XXX	XXX	XXX	XXX	XXX	XXX		
11. 2025.....	XXX	XXX	XXX	XXX	XXX	XXX	XXX	XXX	XXX	

**NONE**

**SCHEDULE P - PART 4O - REINSURANCE  
NONPROPORTIONAL ASSUMED LIABILITY**

1. Prior.....										
2. 2016.....										
3. 2017.....	XXX									
4. 2018.....	XXX	XXX								
5. 2019.....	XXX	XXX	XXX							
6. 2020.....	XXX	XXX	XX	XX						
7. 2021.....	XXX	XXX	XX	XX	XX					
8. 2022.....	XXX	XXX	XX	XX	XX	XX				
9. 2023.....	XXX	XXX	XX	XXX	XXX	XXX	XXX			
10. 2024.....	XXX	XXX	XXX	XXX	XXX	XXX	XXX	XXX		
11. 2025.....	XXX	XXX	XXX	XXX	XXX	XXX	XXX	XXX	XXX	

**NONE**

**SCHEDULE P - PART 4P - REINSURANCE  
NONPROPORTIONAL ASSUMED FINANCIAL LINES**

1. Prior.....										
2. 2016.....										
3. 2017.....	XXX									
4. 2018.....	XXX	XXX								
5. 2019.....	XXX	XXX	XXX							
6. 2020.....	XXX	XXX	XX	XX						
7. 2021.....	XXX	XXX	XX	XX	XX					
8. 2022.....	XXX	XXX	XX	XX	XX	XX				
9. 2023.....	XXX	XXX	XX	XXX	XXX	XXX	XXX			
10. 2024.....	XXX	XXX	XXX	XXX	XXX	XXX	XXX	XXX		
11. 2025.....	XXX	XXX	XXX	XXX	XXX	XXX	XXX	XXX	XXX	

**NONE**

ANNUAL STATEMENT FOR THE YEAR 2025 OF THE FARMERS INSURANCE OF COLUMBUS, INC.

**SCHEDULE P - PART 4R - SECTION 1 - PRODUCTS LIABILITY - OCCURRENCE**

Years in Which Losses Were Incurred	BULK AND IBNR RESERVES ON NET LOSSES AND DEFENSE AND COST CONTAINMENT EXPENSES REPORTED AT YEAR END (\$000 OMITTED)									
	1	2	3	4	5	6	7	8	9	10
	2016	2017	2018	2019	2020	2021	2022	2023	2024	2025
1. Prior.....	6	3	2	2	1	1	0	0	0	0
2. 2016.....	1	0	0	0	0	0	0	0	0	0
3. 2017.....	.XXX	0	0	0	0	0	0	0	0	0
4. 2018.....	.XXX	.XXX	1	0	0	0	0	0	0	0
5. 2019.....	.XXX	.XXX	.XXX	0	0	0	0	0	0	0
6. 2020.....	.XXX	.XXX	.XXX	.XXX	0	0	0	0	0	0
7. 2021.....	.XXX	.XXX	.XXX	.XXX	.XXX	0	0	0	0	0
8. 2022.....	.XXX	.XXX	.XXX	.XXX	.XXX	.XXX	0	0	0	0
9. 2023.....	.XXX	.XXX	.XXX	.XXX	.XXX	.XXX	.XXX	0	0	0
10. 2024.....	.XXX	.XXX	.XXX	.XXX	.XXX	.XXX	.XXX	.XXX	0	0
11. 2025.....	.XXX	.XXX	.XXX	.XXX	.XXX	.XXX	.XXX	.XXX	.XXX	0

**SCHEDULE P - PART 4R - SECTION 2 - PRODUCTS LIABILITY - CLAIMS-MADE**

1. Prior.....										
2. 2016.....										
3. 2017.....	.XXX									
4. 2018.....	.XXX	.XXX								
5. 2019.....	.XXX	.XXX	.XXX							
6. 2020.....	.XXX	.XXX	.XXX	.XXX						
7. 2021.....	.XXX	.XXX	.XXX	.XXX	.XXX					
8. 2022.....	.XXX	.XXX	.XXX	.XXX	.XXX	.XXX				
9. 2023.....	.XXX	.XXX	.XXX	.XXX	.XXX	.XXX	.XXX			
10. 2024.....	.XXX	.XXX	.XXX	.XXX	.XXX	.XXX	.XXX	.XXX		
11. 2025.....	.XXX	.XXX	.XXX	.XXX	.XXX	.XXX	.XXX	.XXX	.XXX	.XXX

**NONE**

**SCHEDULE P - PART 4S - FINANCIAL GUARANTY/MORTGAGE GUARANTY**

1. Prior.....										
2. 2016.....										
3. 2017.....	.XXX									
4. 2018.....	.XXX	.XXX								
5. 2019.....	.XXX	.XXX	.XXX							
6. 2020.....	.XXX	.XXX	.XXX	.XXX						
7. 2021.....	.XXX	.XXX	.XXX	.XXX	.XXX					
8. 2022.....	.XXX	.XXX	.XXX	.XXX	.XXX	.XXX				
9. 2023.....	.XXX	.XXX	.XXX	.XXX	.XXX	.XXX	.XXX			
10. 2024.....	.XXX	.XXX	.XXX	.XXX	.XXX	.XXX	.XXX	.XXX		
11. 2025.....	.XXX	.XXX	.XXX	.XXX	.XXX	.XXX	.XXX	.XXX	.XXX	.XXX

**NONE**

**SCHEDULE P - PART 4T - WARRANTY**

1. Prior.....										
2. 2016.....										
3. 2017.....	.XXX									
4. 2018.....	.XXX	.XXX								
5. 2019.....	.XXX	.XXX	.XXX							
6. 2020.....	.XXX	.XXX	.XXX	.XXX						
7. 2021.....	.XXX	.XXX	.XXX	.XXX	.XXX					
8. 2022.....	.XXX	.XXX	.XXX	.XXX	.XXX	.XXX				
9. 2023.....	.XXX	.XXX	.XXX	.XXX	.XXX	.XXX	.XXX			
10. 2024.....	.XXX	.XXX	.XXX	.XXX	.XXX	.XXX	.XXX	.XXX		
11. 2025.....	.XXX	.XXX	.XXX	.XXX	.XXX	.XXX	.XXX	.XXX	.XXX	.XXX

**NONE**

**SCHEDULE P - PART 4U - PET INSURANCE PLANS**

1. Prior.....										
2. 2016.....										
3. 2017.....	.XXX									
4. 2018.....	.XXX	.XXX								
5. 2019.....	.XXX	.XXX	.XXX							
6. 2020.....	.XXX	.XXX	.XXX	.XXX						
7. 2021.....	.XXX	.XXX	.XXX	.XXX	.XXX					
8. 2022.....	.XXX	.XXX	.XXX	.XXX	.XXX	.XXX				
9. 2023.....	.XXX	.XXX	.XXX	.XXX	.XXX	.XXX	.XXX			
10. 2024.....	.XXX	.XXX	.XXX	.XXX	.XXX	.XXX	.XXX	.XXX		
11. 2025.....	.XXX	.XXX	.XXX	.XXX	.XXX	.XXX	.XXX	.XXX	.XXX	.XXX

**NONE**

ANNUAL STATEMENT FOR THE YEAR 2025 OF THE FARMERS INSURANCE OF COLUMBUS, INC.

**SCHEDULE P - PART 5A - HOMEOWNERS/FARMOWNERS**

**SECTION 1**

Years in Which Premiums Were Earned and Losses Were Incurred	CUMULATIVE NUMBER OF CLAIMS CLOSED WITH LOSS PAYMENT DIRECT AND ASSUMED AT YEAR END									
	1	2	3	4	5	6	7	8	9	10
	2016	2017	2018	2019	2020	2021	2022	2023	2024	2025
1. Prior	388	35	14	7	2	2	1			
2. 2016	2,248	2,602	2,630	2,640	2,644	2,648	2,649	2,650	2,651	2,651
3. 2017	XXX	2,143	2,503	2,536	2,548	2,554	2,556	2,557	2,557	2,557
4. 2018	XXX	XXX	2,000	2,361	2,405	2,425	2,432	2,435	2,436	2,436
5. 2019	XXX	XXX	XXX	1,782	2,139	2,185	2,195	2,199	2,200	2,201
6. 2020	XXX	XXX	XXX	XXX	1,953	2,428	2,488	2,505	2,509	2,510
7. 2021	XXX	XXX	XXX	XXX	XXX	2,322	2,855	2,953	2,965	2,968
8. 2022	XXX	XXX	XXX	XXX	XXX	XXX	2,362	2,973	3,014	3,023
9. 2023	XXX	XXX	XXX	XXX	XXX	XXX	XXX	2,498	2,983	3,019
10. 2024	XXX	XXX	XXX	XXX	XXX	XXX	XXX	XXX	1,975	2,310
11. 2025	XXX	XXX	XXX	XXX	XXX	XXX	XXX	XXX	XXX	1,449

**SECTION 2**

Years in Which Premiums Were Earned and Losses Were Incurred	NUMBER OF CLAIMS OUTSTANDING DIRECT AND ASSUMED AT YEAR END									
	1	2	3	4	5	6	7	8	9	10
	2016	2017	2018	2019	2020	2021	2022	2023	2024	2025
1. Prior	52	21	10	5	3	2	1	1	1	1
2. 2016	206	27	8	3	2	1	1			
3. 2017	XXX	231	39	15	6	2	1	1		
4. 2018	XXX	XXX	240	41	18	7	2	1	1	
5. 2019	XXX	XXX	XXX	202	31	10	4	2	1	1
6. 2020	XXX	XXX	XXX	XXX	224	40	15	6	2	1
7. 2021	XXX	XXX	XXX	XXX	XXX	284	48	16	5	3
8. 2022	XXX	XXX	XXX	XXX	XXX	XXX	322	48	12	6
9. 2023	XXX	XXX	XXX	XXX	XXX	XXX	XXX	276	35	12
10. 2024	XXX	XXX	XXX	XXX	XXX	XXX	XXX	XXX	182	34
11. 2025	XXX	XXX	XXX	XXX	XXX	XXX	XXX	XXX	XXX	187

**SECTION 3**

Years in Which Premiums Were Earned and Losses Were Incurred	CUMULATIVE NUMBER OF CLAIMS REPORTED DIRECT AND ASSUMED AT YEAR END									
	1	2	3	4	5	6	7	8	9	10
	2016	2017	2018	2019	2020	2021	2022	2023	2024	2025
1. Prior	574	49	25	12	5	3	2	1	1	
2. 2016	4,386	4,870	4,910	4,924	4,932	4,936	4,938	4,939	4,939	4,939
3. 2017	XXX	4,945	5,451	5,497	5,509	5,515	5,517	5,519	5,519	5,519
4. 2018	XXX	XXX	4,222	4,730	4,776	4,793	4,799	4,802	4,803	4,804
5. 2019	XXX	XXX	XXX	4,136	4,626	4,675	4,687	4,691	4,693	4,693
6. 2020	XXX	XXX	XXX	XXX	4,146	4,739	4,812	4,829	4,834	4,836
7. 2021	XXX	XXX	XXX	XXX	XXX	5,067	5,767	5,876	5,885	5,888
8. 2022	XXX	XXX	XXX	XXX	XXX	XXX	4,617	5,419	5,452	5,462
9. 2023	XXX	XXX	XXX	XXX	XXX	XXX	XXX	5,246	5,848	5,885
10. 2024	XXX	XXX	XXX	XXX	XXX	XXX	XXX	XXX	4,554	5,022
11. 2025	XXX	XXX	XXX	XXX	XXX	XXX	XXX	XXX	XXX	3,442

ANNUAL STATEMENT FOR THE YEAR 2025 OF THE FARMERS INSURANCE OF COLUMBUS, INC.

**SCHEDULE P - PART 5B - PRIVATE PASSENGER AUTO LIABILITY/MEDICAL  
SECTION 1**

Years in Which Premiums Were Earned and Losses Were Incurred	CUMULATIVE NUMBER OF CLAIMS CLOSED WITH LOSS PAYMENT DIRECT AND ASSUMED AT YEAR END									
	1	2	3	4	5	6	7	8	9	10
	2016	2017	2018	2019	2020	2021	2022	2023	2024	2025
1. Prior.....	2,661	484	185	76	19	15	10	4	2	2
2. 2016.....	6,023	8,166	8,479	8,590	8,621	8,638	8,649	8,653	8,655	8,656
3. 2017.....	XXX	5,422	7,279	7,554	7,631	7,670	7,689	7,696	7,699	7,701
4. 2018.....	XXX	XXX	4,995	6,783	7,025	7,116	7,159	7,177	7,185	7,189
5. 2019.....	XXX	XXX	XXX	4,533	6,209	6,483	6,582	6,627	6,644	6,652
6. 2020.....	XXX	XXX	XXX	XXX	3,068	4,199	4,394	4,466	4,494	4,507
7. 2021.....	XXX	XXX	XXX	XXX	XXX	3,520	5,291	5,589	5,685	5,723
8. 2022.....	XXX	XXX	XXX	XXX	XXX	XXX	3,534	5,366	5,661	5,755
9. 2023.....	XXX	XXX	XXX	XXX	XXX	XXX	XXX	3,286	4,844	5,112
10. 2024.....	XXX	XXX	XXX	XXX	XXX	XXX	XXX	XXX	3,214	4,503
11. 2025.....	XXX	XXX	XXX	XXX	XXX	XXX	XXX	XXX	XXX	3,011

**SECTION 2**

Years in Which Premiums Were Earned and Losses Were Incurred	NUMBER OF CLAIMS OUTSTANDING DIRECT AND ASSUMED AT YEAR END									
	1	2	3	4	5	6	7	8	9	10
	2016	2017	2018	2019	2020	2021	2022	2023	2024	2025
1. Prior.....	744	309	129	57	35	22	15	11	9	3
2. 2016.....	1,178	424	165	65	31	18	9	5	3	2
3. 2017.....	XXX	1,044	368	140	61	33	16	9	6	5
4. 2018.....	XXX	XXX	999	348	138	67	30	14	7	4
5. 2019.....	XXX	XXX	XXX	995	345	148	64	27	12	6
6. 2020.....	XXX	XXX	XXX	XXX	750	259	101	40	16	6
7. 2021.....	XXX	XXX	XXX	XXX	XXX	1,156	357	135	51	18
8. 2022.....	XXX	XXX	XXX	XXX	XXX	XXX	1,223	370	131	48
9. 2023.....	XXX	XXX	XXX	XXX	XXX	XXX	XXX	1,452	371	123
10. 2024.....	XXX	XXX	XXX	XXX	XXX	XXX	XXX	XXX	1,284	321
11. 2025.....	XXX	XXX	XXX	XXX	XXX	XXX	XXX	XXX	XXX	1,136

**SECTION 3**

Years in Which Premiums Were Earned and Losses Were Incurred	CUMULATIVE NUMBER OF CLAIMS REPORTED DIRECT AND ASSUMED AT YEAR END									
	1	2	3	4	5	6	7	8	9	10
	2016	2017	2018	2019	2020	2021	2022	2023	2024	2025
1. Prior.....	1,963	151	48	19	7	6	4	1	1	1
2. 2016.....	8,313	10,049	10,156	10,187	10,195	10,203	10,206	10,207	10,207	10,208
3. 2017.....	XXX	7,410	8,893	8,983	9,003	9,021	9,026	9,028	9,029	9,030
4. 2018.....	XXX	XXX	6,900	8,329	8,425	8,461	8,474	8,480	8,483	8,485
5. 2019.....	XXX	XXX	XXX	6,326	7,691	7,802	7,836	7,851	7,857	7,862
6. 2020.....	XXX	XXX	XXX	XXX	4,559	5,394	5,463	5,489	5,499	5,507
7. 2021.....	XXX	XXX	XXX	XXX	XXX	5,628	6,927	7,047	7,084	7,097
8. 2022.....	XXX	XXX	XXX	XXX	XXX	XXX	5,864	7,219	7,349	7,373
9. 2023.....	XXX	XXX	XXX	XXX	XXX	XXX	XXX	6,338	7,406	7,476
10. 2024.....	XXX	XXX	XXX	XXX	XXX	XXX	XXX	XXX	6,465	7,286
11. 2025.....	XXX	XXX	XXX	XXX	XXX	XXX	XXX	XXX	XXX	6,046

ANNUAL STATEMENT FOR THE YEAR 2025 OF THE FARMERS INSURANCE OF COLUMBUS, INC.

**SCHEDULE P - PART 5C - COMMERCIAL AUTO/TRUCK LIABILITY/MEDICAL**

**SECTION 1**

Years in Which Premiums Were Earned and Losses Were Incurred	CUMULATIVE NUMBER OF CLAIMS CLOSED WITH LOSS PAYMENT DIRECT AND ASSUMED AT YEAR END									
	1	2	3	4	5	6	7	8	9	10
	2016	2017	2018	2019	2020	2021	2022	2023	2024	2025
1. Prior	60	14	26	2	1					
2. 2016	102	139	147	149	150	150	151	151	151	151
3. 2017	XXX	104	143	149	151	152	152	153	153	153
4. 2018	XXX	XXX	126	184	197	200	202	203	203	203
5. 2019	XXX	XXX	XXX	133	199	212	216	218	219	219
6. 2020	XXX	XXX	XXX	XXX	129	186	198	202	203	204
7. 2021	XXX	XXX	XXX	XXX	XXX	156	245	263	269	271
8. 2022	XXX	XXX	XXX	XXX	XXX	XXX	166	271	290	297
9. 2023	XXX	XXX	XXX	XXX	XXX	XXX	XXX	182	293	316
10. 2024	XXX	XXX	XXX	XXX	XXX	XXX	XXX	XXX	192	302
11. 2025	XXX	XXX	XXX	XXX	XXX	XXX	XXX	XXX	XXX	197

**SECTION 2**

Years in Which Premiums Were Earned and Losses Were Incurred	NUMBER OF CLAIMS OUTSTANDING DIRECT AND ASSUMED AT YEAR END									
	1	2	3	4	5	6	7	8	9	10
	2016	2017	2018	2019	2020	2021	2022	2023	2024	2025
1. Prior	24	10	4	2	1	1	1			
2. 2016	23	11	4	1	1					
3. 2017	XXX	23	9	3	2	1				
4. 2018	XXX	XXX	42	18	7	3	1			
5. 2019	XXX	XXX	XXX	44	19	8	3	1	1	
6. 2020	XXX	XXX	XXX	XXX	45	18	7	2	1	
7. 2021	XXX	XXX	XXX	XXX	XXX	73	27	10	4	1
8. 2022	XXX	XXX	XXX	XXX	XXX	XXX	81	28	12	4
9. 2023	XXX	XXX	XXX	XXX	XXX	XXX	XXX	98	33	11
10. 2024	XXX	XXX	XXX	XXX	XXX	XXX	XXX	XXX	110	34
11. 2025	XXX	XXX	XXX	XXX	XXX	XXX	XXX	XXX	XXX	108

**SECTION 3**

Years in Which Premiums Were Earned and Losses Were Incurred	CUMULATIVE NUMBER OF CLAIMS REPORTED DIRECT AND ASSUMED AT YEAR END									
	1	2	3	4	5	6	7	8	9	10
	2016	2017	2018	2019	2020	2021	2022	2023	2024	2025
1. Prior	55	3	34							
2. 2016	138	171	173	173	173	174	174	174	174	174
3. 2017	XXX	138	171	173	174	174	174	174	174	174
4. 2018	XXX	XXX	186	236	241	242	243	243	243	242
5. 2019	XXX	XXX	XXX	196	253	258	260	260	260	261
6. 2020	XXX	XXX	XXX	XXX	201	252	256	257	258	257
7. 2021	XXX	XXX	XXX	XXX	XXX	292	368	376	378	379
8. 2022	XXX	XXX	XXX	XXX	XXX	XXX	316	404	411	413
9. 2023	XXX	XXX	XXX	XXX	XXX	XXX	XXX	369	455	464
10. 2024	XXX	XXX	XXX	XXX	XXX	XXX	XXX	XXX	419	500
11. 2025	XXX	XXX	XXX	XXX	XXX	XXX	XXX	XXX	XXX	435

ANNUAL STATEMENT FOR THE YEAR 2025 OF THE FARMERS INSURANCE OF COLUMBUS, INC.

**SCHEDULE P - PART 5D - WORKERS' COMPENSATION  
(EXCLUDING EXCESS WORKERS' COMPENSATION)**

**SECTION 1**

Years in Which Premiums Were Earned and Losses Were Incurred	CUMULATIVE NUMBER OF CLAIMS CLOSED WITH LOSS PAYMENT DIRECT AND ASSUMED AT YEAR END									
	1	2	3	4	5	6	7	8	9	10
	2016	2017	2018	2019	2020	2021	2022	2023	2024	2025
1. Prior.....	102	41	88	15	9	6	5	3	3	2
2. 2016.....	41	84	97	104	108	111	112	113	114	114
3. 2017.....	XXX	42	80	91	96	99	101	102	103	103
4. 2018.....	XXX	XXX	38	71	82	88	91	93	94	94
5. 2019.....	XXX	XXX	XXX	29	61	70	76	79	80	81
6. 2020.....	XXX	XXX	XXX	XXX	22	45	53	58	60	61
7. 2021.....	XXX	XXX	XXX	XXX	XXX	25	49	57	61	63
8. 2022.....	XXX	XXX	XXX	XXX	XXX	XXX	24	45	52	56
9. 2023.....	XXX	XXX	XXX	XXX	XXX	XXX	XXX	20	40	47
10. 2024.....	XXX	XXX	XXX	XXX	XXX	XXX	XXX	XXX	18	34
11. 2025	XXX	XXX	XXX	XXX	XXX	XXX	XXX	XXX	XXX	13

**SECTION 2**

Years in Which Premiums Were Earned and Losses Were Incurred	NUMBER OF CLAIMS OUTSTANDING DIRECT AND ASSUMED AT YEAR END									
	1	2	3	4	5	6	7	8	9	10
	2016	2017	2018	2019	2020	2021	2022	2023	2024	2025
1. Prior.....	120	77	53	39	29	23	18	15	12	11
2. 2016.....	57	30	17	10	6	4	3	2	1	1
3. 2017.....	XXX	49	22	13	8	5	3	2	1	1
4. 2018.....	XXX	XXX	45	22	14	8	4	2	2	1
5. 2019.....	XXX	XXX	XXX	42	21	12	6	4	2	1
6. 2020.....	XXX	XXX	XXX	XXX	33	18	10	6	4	2
7. 2021.....	XXX	XXX	XXX	XXX	XXX	31	15	8	5	3
8. 2022.....	XXX	XXX	XXX	XXX	XXX	XXX	28	16	9	6
9. 2023.....	XXX	XXX	XXX	XXX	XXX	XXX	XXX	26	15	9
10. 2024.....	XXX	XXX	XXX	XXX	XXX	XXX	XXX	XXX	22	14
11. 2025	XXX	XXX	XXX	XXX	XXX	XXX	XXX	XXX	XXX	20

**SECTION 3**

Years in Which Premiums Were Earned and Losses Were Incurred	CUMULATIVE NUMBER OF CLAIMS REPORTED DIRECT AND ASSUMED AT YEAR END									
	1	2	3	4	5	6	7	8	9	10
	2016	2017	2018	2019	2020	2021	2022	2023	2024	2025
1. Prior.....	69	8	120	3	2	1	1		1	1
2. 2016.....	111	135	140	141	142	142	143	143	143	143
3. 2017.....	XXX	103	123	126	127	128	128	128	128	128
4. 2018.....	XXX	XXX	91	109	112	114	114	115	115	115
5. 2019.....	XXX	XXX	XXX	78	94	97	99	99	100	99
6. 2020.....	XXX	XXX	XXX	XXX	60	73	76	77	77	78
7. 2021.....	XXX	XXX	XXX	XXX	XXX	63	78	80	81	82
8. 2022.....	XXX	XXX	XXX	XXX	XXX	XXX	60	74	76	78
9. 2023.....	XXX	XXX	XXX	XXX	XXX	XXX	XXX	53	65	67
10. 2024.....	XXX	XXX	XXX	XXX	XXX	XXX	XXX	XXX	45	55
11. 2025	XXX	XXX	XXX	XXX	XXX	XXX	XXX	XXX	XXX	36

ANNUAL STATEMENT FOR THE YEAR 2025 OF THE FARMERS INSURANCE OF COLUMBUS, INC.

**SCHEDULE P - PART 5E - COMMERCIAL MULTIPLE PERIL**

**SECTION 1**

Years in Which Premiums Were Earned and Losses Were Incurred	CUMULATIVE NUMBER OF CLAIMS CLOSED WITH LOSS PAYMENT DIRECT AND ASSUMED AT YEAR END									
	1	2	3	4	5	6	7	8	9	10
	2016	2017	2018	2019	2020	2021	2022	2023	2024	2025
1. Prior.....	167	31	155	8	2	1	1	1	3	4
2. 2016.....	237	311	325	332	335	336	337	337	337	337
3. 2017.....	XXX	256	328	341	348	351	353	355	355	355
4. 2018.....	XXX	XXX	221	291	306	313	316	318	319	320
5. 2019.....	XXX	XXX	XXX	189	251	265	270	274	277	278
6. 2020.....	XXX	XXX	XXX	XXX	175	238	250	255	260	261
7. 2021.....	XXX	XXX	XXX	XXX	XXX	183	241	255	261	264
8. 2022.....	XXX	XXX	XXX	XXX	XXX	XXX	143	200	210	215
9. 2023.....	XXX	XXX	XXX	XXX	XXX	XXX	XXX	148	192	200
10. 2024.....	XXX	XXX	XXX	XXX	XXX	XXX	XXX	XXX	101	130
11. 2025	XXX	XXX	XXX	XXX	XXX	XXX	XXX	XXX	XXX	67

**SECTION 2**

Years in Which Premiums Were Earned and Losses Were Incurred	NUMBER OF CLAIMS OUTSTANDING DIRECT AND ASSUMED AT YEAR END									
	1	2	3	4	5	6	7	8	9	10
	2016	2017	2018	2019	2020	2021	2022	2023	2024	2025
1. Prior.....	79	43	24	10	11	10	5	4	3	5
2. 2016.....	71	31	15	7	4	3	1	1	1	1
3. 2017.....	XXX	70	28	16	10	6	4	2	1	1
4. 2018.....	XXX	XXX	67	27	15	10	7	5	2	1
5. 2019.....	XXX	XXX	XXX	53	25	15	10	9	5	4
6. 2020.....	XXX	XXX	XXX	XXX	47	19	11	8	5	3
7. 2021.....	XXX	XXX	XXX	XXX	XXX	41	20	14	8	5
8. 2022.....	XXX	XXX	XXX	XXX	XXX	XXX	41	20	13	8
9. 2023.....	XXX	XXX	XXX	XXX	XXX	XXX	XXX	37	17	12
10. 2024.....	XXX	XXX	XXX	XXX	XXX	XXX	XXX	XXX	28	14
11. 2025	XXX	XXX	XXX	XXX	XXX	XXX	XXX	XXX	XXX	24

**SECTION 3**

Years in Which Premiums Were Earned and Losses Were Incurred	CUMULATIVE NUMBER OF CLAIMS REPORTED DIRECT AND ASSUMED AT YEAR END									
	1	2	3	4	5	6	7	8	9	10
	2016	2017	2018	2019	2020	2021	2022	2023	2024	2025
1. Prior.....	229	32	222	6	194	18	13	11	12	14
2. 2016.....	459	553	567	572	574	575	576	576	577	579
3. 2017.....	XXX	503	589	602	607	610	612	613	613	613
4. 2018.....	XXX	XXX	430	512	524	530	534	536	537	537
5. 2019.....	XXX	XXX	XXX	380	457	470	476	483	485	487
6. 2020.....	XXX	XXX	XXX	XXX	327	394	408	413	417	420
7. 2021.....	XXX	XXX	XXX	XXX	XXX	320	395	413	418	422
8. 2022.....	XXX	XXX	XXX	XXX	XXX	XXX	259	333	343	348
9. 2023.....	XXX	XXX	XXX	XXX	XXX	XXX	XXX	294	351	360
10. 2024.....	XXX	XXX	XXX	XXX	XXX	XXX	XXX	XXX	202	240
11. 2025	XXX	XXX	XXX	XXX	XXX	XXX	XXX	XXX	XXX	144

Schedule P - Part 5F - Medical Professional Liability - Occurrence - Section 1A

**N O N E**

Schedule P - Part 5F - Medical Professional Liability - Occurrence - Section 2A

**N O N E**

Schedule P - Part 5F - Medical Professional Liability - Occurrence - Section 3A

**N O N E**

Schedule P - Part 5F - Medical Professional Liability - Claims-Made - Section 1B

**N O N E**

Schedule P - Part 5F - Medical Professional Liability - Claims-Made - Section 2B

**N O N E**

Schedule P - Part 5F - Medical Professional Liability - Claims-Made - Section 3B

**N O N E**

ANNUAL STATEMENT FOR THE YEAR 2025 OF THE FARMERS INSURANCE OF COLUMBUS, INC.

**SCHEDULE P - PART 5H - OTHER LIABILITY - OCCURRENCE**

**SECTION 1A**

Years in Which Premiums Were Earned and Losses Were Incurred	CUMULATIVE NUMBER OF CLAIMS CLOSED WITH LOSS PAYMENT DIRECT AND ASSUMED AT YEAR END									
	1	2	3	4	5	6	7	8	9	10
	2016	2017	2018	2019	2020	2021	2022	2023	2024	2025
1. Prior.....	11	6	4	2	2	373	2	2	3	2
2. 2016.....	7	12	15	17	19	20	20	20	20	20
3. 2017.....	XXX	7	12	16	19	22	23	23	23	23
4. 2018.....	XXX	XXX	7	13	17	23	25	25	25	25
5. 2019.....	XXX	XXX	XXX	6	12	22	25	26	27	27
6. 2020.....	XXX	XXX	XXX	XXX	5	14	18	19	21	22
7. 2021.....	XXX	XXX	XXX	XXX	XXX	5	11	13	16	18
8. 2022.....	XXX	XXX	XXX	XXX	XXX	XXX	6	7	12	15
9. 2023.....	XXX	XXX	XXX	XXX	XXX	XXX	XXX	1	7	11
10. 2024.....	XXX	XXX	XXX	XXX	XXX	XXX	XXX	XXX	5	10
11. 2025	XXX	XXX	XXX	XXX	XXX	XXX	XXX	XXX	XXX	6

**SECTION 2A**

Years in Which Premiums Were Earned and Losses Were Incurred	NUMBER OF CLAIMS OUTSTANDING DIRECT AND ASSUMED AT YEAR END									
	1	2	3	4	5	6	7	8	9	10
	2016	2017	2018	2019	2020	2021	2022	2023	2024	2025
1. Prior.....	15	10	5	3	12	14	15	10	20	13
2. 2016.....	10	8	5	3	1	1				
3. 2017.....	XXX	13	8	5	4	2	1			
4. 2018.....	XXX	XXX	13	9	6	4	2	1		
5. 2019.....	XXX	XXX	XXX	13	10	6	3	1	1	1
6. 2020.....	XXX	XXX	XXX	XXX	10	9	6	2	2	1
7. 2021.....	XXX	XXX	XXX	XXX	XXX	11	9	3	4	2
8. 2022.....	XXX	XXX	XXX	XXX	XXX	XXX	14	4	6	4
9. 2023.....	XXX	XXX	XXX	XXX	XXX	XXX	XXX	4	8	6
10. 2024.....	XXX	XXX	XXX	XXX	XXX	XXX	XXX	XXX	10	8
11. 2025	XXX	XXX	XXX	XXX	XXX	XXX	XXX	XXX	XXX	10

**SECTION 3A**

Years in Which Premiums Were Earned and Losses Were Incurred	CUMULATIVE NUMBER OF CLAIMS REPORTED DIRECT AND ASSUMED AT YEAR END									
	1	2	3	4	5	6	7	8	9	10
	2016	2017	2018	2019	2020	2021	2022	2023	2024	2025
1. Prior.....	17	9	5	4	193	404	24	18	36	16
2. 2016.....	34	46	52	53	54	55	56	56	55	55
3. 2017.....	XXX	42	55	61	64	67	67	67	66	66
4. 2018.....	XXX	XXX	43	56	61	68	69	68	69	69
5. 2019.....	XXX	XXX	XXX	41	54	65	67	66	67	69
6. 2020.....	XXX	XXX	XXX	XXX	35	50	55	53	56	56
7. 2021.....	XXX	XXX	XXX	XXX	XXX	34	46	43	49	51
8. 2022.....	XXX	XXX	XXX	XXX	XXX	XXX	36	32	42	47
9. 2023.....	XXX	XXX	XXX	XXX	XXX	XXX	XXX	7	26	32
10. 2024.....	XXX	XXX	XXX	XXX	XXX	XXX	XXX	XXX	33	47
11. 2025	XXX	XXX	XXX	XXX	XXX	XXX	XXX	XXX	XXX	37

ANNUAL STATEMENT FOR THE YEAR 2025 OF THE FARMERS INSURANCE OF COLUMBUS, INC.

**SCHEDULE P - PART 5H - OTHER LIABILITY - CLAIMS-MADE**

**SECTION 1B**

Years in Which Premiums Were Earned and Losses Were Incurred	CUMULATIVE NUMBER OF CLAIMS CLOSED WITH LOSS PAYMENT DIRECT AND ASSUMED AT YEAR END									
	1	2	3	4	5	6	7	8	9	10
	2016	2017	2018	2019	2020	2021	2022	2023	2024	2025
1. Prior.....										
2. 2016.....										
3. 2017.....	XXX									
4. 2018.....	XXX	XXX								
5. 2019.....	XXX	XXX	XXX				1	1	1	1
6. 2020.....	XXX	XXX	XXX	XXX		1	2	2	2	2
7. 2021.....	XXX	XXX	XXX	XXX	XXX		2	2	2	2
8. 2022.....	XXX	XXX	XXX	XXX	XXX	XXX		2	2	2
9. 2023.....	XXX	XXX	XXX	XXX	XXX	XXX	XXX		2	2
10. 2024.....	XXX	XXX	XXX	XXX	XXX	XXX	XXX	XXX		2
11. 2025	XXX	XXX	XXX	XXX	XXX	XXX	XXX	XXX	XXX	

**SECTION 2B**

Years in Which Premiums Were Earned and Losses Were Incurred	NUMBER OF CLAIMS OUTSTANDING DIRECT AND ASSUMED AT YEAR END									
	1	2	3	4	5	6	7	8	9	10
	2016	2017	2018	2019	2020	2021	2022	2023	2024	2025
1. Prior.....										
2. 2016.....										
3. 2017.....	XXX									
4. 2018.....	XXX	XXX								
5. 2019.....	XXX	XXX	XXX							
6. 2020.....	XXX	XXX	XXX	XXX		1				
7. 2021.....	XXX	XXX	XXX	XXX	XXX	3	1			
8. 2022.....	XXX	XXX	XXX	XXX	XXX	XXX	2	1		
9. 2023.....	XXX	XXX	XXX	XXX	XXX	XXX	XXX	2	1	
10. 2024.....	XXX	XXX	XXX	XXX	XXX	XXX	XXX	XXX	2	
11. 2025	XXX	XXX	XXX	XXX	XXX	XXX	XXX	XXX	XXX	1

**SECTION 3B**

Years in Which Premiums Were Earned and Losses Were Incurred	CUMULATIVE NUMBER OF CLAIMS REPORTED DIRECT AND ASSUMED AT YEAR END									
	1	2	3	4	5	6	7	8	9	10
	2016	2017	2018	2019	2020	2021	2022	2023	2024	2025
1. Prior.....										
2. 2016.....										
3. 2017.....	XXX									
4. 2018.....	XXX	XXX								
5. 2019.....	XXX	XXX	XXX			1	1	1	1	1
6. 2020.....	XXX	XXX	XXX	XXX		3	3	3	3	3
7. 2021.....	XXX	XXX	XXX	XXX	XXX	4	5	5	5	5
8. 2022.....	XXX	XXX	XXX	XXX	XXX	XXX	4	5	5	4
9. 2023.....	XXX	XXX	XXX	XXX	XXX	XXX	XXX	4	5	6
10. 2024.....	XXX	XXX	XXX	XXX	XXX	XXX	XXX	XXX	4	5
11. 2025	XXX	XXX	XXX	XXX	XXX	XXX	XXX	XXX	XXX	3

Schedule P - Part 5R - Products Liability - Occurrence - Section 1A

**NONE**

Schedule P - Part 5R - Products Liability - Occurrence - Section 2A

**NONE**

Schedule P - Part 5R - Products Liability - Occurrence - Section 3A

**NONE**

Schedule P - Part 5R - Products Liability - Claims-Made - Section 1B

**NONE**

Schedule P - Part 5R - Products Liability - Claims-Made - Section 2B

**NONE**

Schedule P - Part 5R - Products Liability - Claims-Made - Section 3B

**NONE**

Schedule P - Part 5T - Warranty - Section 1

**NONE**

Schedule P - Part 5T - Warranty - Section 2

**NONE**

Schedule P - Part 5T - Warranty - Section 3

**NONE**

ANNUAL STATEMENT FOR THE YEAR 2025 OF THE FARMERS INSURANCE OF COLUMBUS, INC.

**SCHEDULE P - PART 6C - COMMERCIAL AUTO/TRUCK LIABILITY/MEDICAL**

**SECTION 1**

Years in Which Premiums Were Earned and Losses Were Incurred	CUMULATIVE PREMIUMS EARNED DIRECT AND ASSUMED AT YEAR END (\$000 OMITTED)										11 Current Year Premiums Earned
	1	2	3	4	5	6	7	8	9	10	
	2016	2017	2018	2019	2020	2021	2022	2023	2024	2025	
1. Prior.....											
2. 2016.....	2,525	2,525	2,525	2,525	2,525	2,525	2,525	2,525	2,525	2,525	
3. 2017.....	XXX	2,686	2,686	2,686	2,686	2,686	2,686	2,686	2,686	2,686	
4. 2018.....	XXX	XXX	3,624	3,624	3,624	3,624	3,624	3,624	3,624	3,624	
5. 2019.....	XXX	XXX	XXX	3,966	3,966	3,966	3,966	3,966	3,966	3,966	
6. 2020.....	XXX	XXX	XXX	XXX	4,531	4,531	4,531	4,531	4,531	4,531	
7. 2021.....	XXX	XXX	XXX	XXX	XXX	6,223	6,223	6,223	6,223	6,223	
8. 2022.....	XXX	XXX	XXX	XXX	XXX	XXX	9,767	9,767	9,767	9,767	
9. 2023.....	XXX	XXX	XXX	XXX	XXX	XXX	XXX	5,759	5,759	5,759	
10. 2024.....	XXX	XXX	XXX	XXX	XXX	XXX	XXX	XXX	4,965	4,965	
11. 2025.....	XXX	XXX	XXX	XXX	XXX	XXX	XXX	XXX	XXX	5,954	5,954
12. Totals.....	XXX	XXX	XXX	XXX	XXX	XXX	XXX	XXX	XXX	XXX	5,954
13. Earned Premiums (Sch P-Pt. 1)	2,525	2,686	3,624	3,966	4,531	6,223	9,767	5,759	4,965	5,954	XXX

**SECTION 2**

Years in Which Premiums Were Earned and Losses Were Incurred	CUMULATIVE PREMIUMS EARNED CEDED AT YEAR END (\$000 OMITTED)										11 Current Year Premiums Earned
	1	2	3	4	5	6	7	8	9	10	
	2016	2017	2018	2019	2020	2021	2022	2023	2024	2025	
1. Prior.....											
2. 2016.....	572	572	572	572	572	572	572	572	572	572	
3. 2017.....	XXX	763	763	763	763	763	763	763	763	763	
4. 2018.....	XXX	XXX	1,276	1,276	1,276	1,276	1,276	1,276	1,276	1,276	
5. 2019.....	XXX	XXX	XXX	1,423	1,423	1,423	1,423	1,423	1,423	1,423	
6. 2020.....	XXX	XXX	XXX	XXX	1,558	1,558	1,558	1,558	1,558	1,558	
7. 2021.....	XXX	XXX	XXX	XXX	XXX	2,543	2,543	2,543	2,543	2,543	
8. 2022.....	XXX	XXX	XXX	XXX	XXX	XXX	4,118	4,118	4,118	4,118	
9. 2023.....	XXX	XXX	XXX	XXX	XXX	XXX	XXX	1,935	1,935	1,935	
10. 2024.....	XXX	XXX	XXX	XXX	XXX	XXX	XXX	XXX	1,155	1,155	
11. 2025.....	XXX	XXX	XXX	XXX	XXX	XXX	XXX	XXX	XXX	992	992
12. Totals.....	XXX	XXX	XXX	XXX	XXX	XXX	XXX	XXX	XXX	XXX	992
13. Earned Premiums (Sch P-Pt. 1)	572	763	1,276	1,423	1,558	2,543	4,118	1,935	1,155	992	XXX

**SCHEDULE P - PART 6D - WORKERS' COMPENSATION  
(EXCLUDING EXCESS WORKERS' COMPENSATION)**

**SECTION 1**

Years in Which Premiums Were Earned and Losses Were Incurred	CUMULATIVE PREMIUMS EARNED DIRECT AND ASSUMED AT YEAR END (\$000 OMITTED)										11 Current Year Premiums Earned
	1	2	3	4	5	6	7	8	9	10	
	2016	2017	2018	2019	2020	2021	2022	2023	2024	2025	
1. Prior.....											
2. 2016.....	4,454	4,454	4,454	4,454	4,454	4,454	4,454	4,454	4,454	4,454	
3. 2017.....	XXX	4,162	4,162	4,162	4,162	4,162	4,162	4,162	4,162	4,162	
4. 2018.....	XXX	XXX	3,701	3,701	3,701	3,701	3,701	3,701	3,701	3,701	
5. 2019.....	XXX	XXX	XXX	2,982	2,982	2,982	2,982	2,982	2,982	2,982	
6. 2020.....	XXX	XXX	XXX	XXX	2,329	2,329	2,329	2,329	2,329	2,329	
7. 2021.....	XXX	XXX	XXX	XXX	XXX	2,547	2,547	2,547	2,547	2,547	
8. 2022.....	XXX	XXX	XXX	XXX	XXX	XXX	2,706	2,706	2,706	2,706	
9. 2023.....	XXX	XXX	XXX	XXX	XXX	XXX	XXX	2,689	2,689	2,689	
10. 2024.....	XXX	XXX	XXX	XXX	XXX	XXX	XXX	XXX	2,262	2,262	
11. 2025.....	XXX	XXX	XXX	XXX	XXX	XXX	XXX	XXX	XXX	1,860	1,860
12. Totals.....	XXX	XXX	XXX	XXX	XXX	XXX	XXX	XXX	XXX	XXX	1,860
13. Earned Premiums (Sch P-Pt. 1)	4,454	4,162	3,701	2,982	2,329	2,547	2,706	2,689	2,262	1,860	XXX

**SECTION 2**

Years in Which Premiums Were Earned and Losses Were Incurred	CUMULATIVE PREMIUMS EARNED CEDED AT YEAR END (\$000 OMITTED)										11 Current Year Premiums Earned
	1	2	3	4	5	6	7	8	9	10	
	2016	2017	2018	2019	2020	2021	2022	2023	2024	2025	
1. Prior.....											
2. 2016.....	1,087	1,087	1,087	1,087	1,087	1,087	1,087	1,087	1,087	1,087	
3. 2017.....	XXX	1,315	1,315	1,315	1,315	1,315	1,315	1,315	1,315	1,315	
4. 2018.....	XXX	XXX	1,087	1,087	1,087	1,087	1,087	1,087	1,087	1,087	
5. 2019.....	XXX	XXX	XXX	890	890	890	890	890	890	890	
6. 2020.....	XXX	XXX	XXX	XXX	630	630	630	630	630	630	
7. 2021.....	XXX	XXX	XXX	XXX	XXX	815	815	815	815	815	
8. 2022.....	XXX	XXX	XXX	XXX	XXX	XXX	843	843	843	843	
9. 2023.....	XXX	XXX	XXX	XXX	XXX	XXX	XXX	851	851	851	
10. 2024.....	XXX	XXX	XXX	XXX	XXX	XXX	XXX	XXX	760	760	
11. 2025.....	XXX	XXX	XXX	XXX	XXX	XXX	XXX	XXX	XXX	571	571
12. Totals.....	XXX	XXX	XXX	XXX	XXX	XXX	XXX	XXX	XXX	XXX	571
13. Earned Premiums (Sch P-Pt. 1)	1,087	1,315	1,087	890	630	815	843	851	760	571	XXX

ANNUAL STATEMENT FOR THE YEAR 2025 OF THE FARMERS INSURANCE OF COLUMBUS, INC.

**SCHEDULE P - PART 6E - COMMERCIAL MULTIPLE PERIL  
SECTION 1**

Years in Which Premiums Were Earned and Losses Were Incurred	CUMULATIVE PREMIUMS EARNED DIRECT AND ASSUMED AT YEAR END (\$000 OMITTED)										11 Current Year Premiums Earned
	1 2016	2 2017	3 2018	4 2019	5 2020	6 2021	7 2022	8 2023	9 2024	10 2025	
1. Prior.....											
2. 2016.....	16,129	16,129	16,129	16,129	16,129	16,129	16,129	16,129	16,129	16,129	16,129
3. 2017.....	XXX	16,061	16,061	16,061	16,061	16,061	16,061	16,061	16,061	16,061	16,061
4. 2018.....	XXX	XXX	15,935	15,935	15,935	15,935	15,935	15,935	15,935	15,935	15,935
5. 2019.....	XXX	XXX	XXX	15,326	15,326	15,326	15,326	15,326	15,326	15,326	15,326
6. 2020.....	XXX	XXX	XXX	XXX	15,536	15,536	15,536	15,536	15,536	15,536	15,536
7. 2021.....	XXX	XXX	XXX	XXX	XXX	16,091	16,091	16,091	16,091	16,091	16,091
8. 2022.....	XXX	XXX	XXX	XXX	XXX	XXX	16,929	16,929	16,929	16,929	16,929
9. 2023.....	XXX	XXX	XXX	XXX	XXX	XXX	XXX	17,651	17,651	17,651	17,651
10. 2024.....	XXX	XXX	XXX	XXX	XXX	XXX	XXX	XXX	17,710	17,710	17,710
11. 2025.....	XXX	XXX	XXX	XXX	XXX	XXX	XXX	XXX	XXX	18,517	18,517
12. Totals.....	XXX	XXX	XXX	XXX	XXX	XXX	XXX	XXX	XXX	XXX	18,517
13. Earned Premiums (Sch P-Pt. 1)	16,129	16,061	15,935	15,326	15,536	16,091	16,929	17,651	17,710	18,517	XXX

**SECTION 2**

Years in Which Premiums Were Earned and Losses Were Incurred	CUMULATIVE PREMIUMS EARNED CEDED AT YEAR END (\$000 OMITTED)										11 Current Year Premiums Earned
	1 2016	2 2017	3 2018	4 2019	5 2020	6 2021	7 2022	8 2023	9 2024	10 2025	
1. Prior.....											
2. 2016.....	4,367	4,367	4,367	4,367	4,367	4,367	4,367	4,367	4,367	4,367	4,367
3. 2017.....	XXX	5,385	5,385	5,385	5,385	5,385	5,385	5,385	5,385	5,385	5,385
4. 2018.....	XXX	XXX	5,231	5,231	5,231	5,231	5,231	5,231	5,231	5,231	5,231
5. 2019.....	XXX	XXX	XXX	4,945	4,945	4,945	4,945	4,945	4,945	4,945	4,945
6. 2020.....	XXX	XXX	XXX	XXX	4,723	4,723	4,723	4,723	4,723	4,723	4,723
7. 2021.....	XXX	XXX	XXX	XXX	XXX	5,721	5,721	5,721	5,721	5,721	5,721
8. 2022.....	XXX	XXX	XXX	XXX	XXX	XXX	5,844	5,844	5,844	5,844	5,844
9. 2023.....	XXX	XXX	XXX	XXX	XXX	XXX	XXX	6,023	6,023	6,023	6,023
10. 2024.....	XXX	XXX	XXX	XXX	XXX	XXX	XXX	XXX	6,233	6,233	6,233
11. 2025.....	XXX	XXX	XXX	XXX	XXX	XXX	XXX	XXX	XXX	6,393	6,393
12. Totals.....	XXX	XXX	XXX	XXX	XXX	XXX	XXX	XXX	XXX	XXX	6,393
13. Earned Premiums (Sch P-Pt. 1)	4,367	5,385	5,231	4,945	4,723	5,721	5,844	6,023	6,233	6,393	XXX

**SCHEDULE P - PART 6H - OTHER LIABILITY - OCCURRENCE  
SECTION 1A**

Years in Which Premiums Were Earned and Losses Were Incurred	CUMULATIVE PREMIUMS EARNED DIRECT AND ASSUMED AT YEAR END (\$000 OMITTED)										11 Current Year Premiums Earned
	1 2016	2 2017	3 2018	4 2019	5 2020	6 2021	7 2022	8 2023	9 2024	10 2025	
1. Prior.....											
2. 2016.....	2,934	2,934	2,934	2,934	2,934	2,934	2,934	2,934	2,934	2,934	2,934
3. 2017.....	XXX	3,179	3,179	3,179	3,179	3,179	3,179	3,179	3,179	3,179	3,179
4. 2018.....	XXX	XXX	3,477	3,477	3,477	3,477	3,477	3,477	3,477	3,477	3,477
5. 2019.....	XXX	XXX	XXX	3,878	3,878	3,878	3,878	3,878	3,878	3,878	3,878
6. 2020.....	XXX	XXX	XXX	XXX	4,165	4,165	4,165	4,165	4,165	4,165	4,165
7. 2021.....	XXX	XXX	XXX	XXX	XXX	5,016	5,016	5,016	5,016	5,016	5,016
8. 2022.....	XXX	XXX	XXX	XXX	XXX	XXX	5,603	5,603	5,603	5,603	5,603
9. 2023.....	XXX	XXX	XXX	XXX	XXX	XXX	XXX	5,521	5,521	5,521	5,521
10. 2024.....	XXX	XXX	XXX	XXX	XXX	XXX	XXX	XXX	5,630	5,630	5,630
11. 2025.....	XXX	XXX	XXX	XXX	XXX	XXX	XXX	XXX	XXX	5,801	5,801
12. Totals.....	XXX	XXX	XXX	XXX	XXX	XXX	XXX	XXX	XXX	XXX	5,801
13. Earned Premiums (Sch P-Pt. 1)	2,934	3,179	3,477	3,878	4,165	5,016	5,603	5,521	5,630	5,801	XXX

**SECTION 2A**

Years in Which Premiums Were Earned and Losses Were Incurred	CUMULATIVE PREMIUMS EARNED CEDED AT YEAR END (\$000 OMITTED)										11 Current Year Premiums Earned
	1 2016	2 2017	3 2018	4 2019	5 2020	6 2021	7 2022	8 2023	9 2024	10 2025	
1. Prior.....											
2. 2016.....	717	717	717	717	717	717	717	717	717	717	717
3. 2017.....	XXX	881	881	881	881	881	881	881	881	881	881
4. 2018.....	XXX	XXX	2,280	2,280	2,280	2,280	2,280	2,280	2,280	2,280	2,280
5. 2019.....	XXX	XXX	XXX	2,589	2,589	2,589	2,589	2,589	2,589	2,589	2,589
6. 2020.....	XXX	XXX	XXX	XXX	2,213	2,213	2,213	2,213	2,213	2,213	2,213
7. 2021.....	XXX	XXX	XXX	XXX	XXX	2,140	2,140	2,140	2,140	2,140	2,140
8. 2022.....	XXX	XXX	XXX	XXX	XXX	XXX	2,321	2,321	2,321	2,321	2,321
9. 2023.....	XXX	XXX	XXX	XXX	XXX	XXX	XXX	2,311	2,311	2,311	2,311
10. 2024.....	XXX	XXX	XXX	XXX	XXX	XXX	XXX	XXX	2,491	2,491	2,491
11. 2025.....	XXX	XXX	XXX	XXX	XXX	XXX	XXX	XXX	XXX	2,434	2,434
12. Totals.....	XXX	XXX	XXX	XXX	XXX	XXX	XXX	XXX	XXX	XXX	2,434
13. Earned Premiums (Sch P-Pt. 1)	717	881	2,280	2,589	2,213	2,140	2,321	2,311	2,491	2,434	XXX

ANNUAL STATEMENT FOR THE YEAR 2025 OF THE FARMERS INSURANCE OF COLUMBUS, INC.

**SCHEDULE P - PART 6H - OTHER LIABILITY - CLAIMS-MADE**

**SECTION 1B**

Years in Which Premiums Were Earned and Losses Were Incurred	CUMULATIVE PREMIUMS EARNED DIRECT AND ASSUMED AT YEAR END (\$000 OMITTED)										11 Current Year Premiums Earned
	1 2016	2 2017	3 2018	4 2019	5 2020	6 2021	7 2022	8 2023	9 2024	10 2025	
1. Prior.....											
2. 2016.....											
3. 2017.....	XXX										
4. 2018.....	XXX	XXX									
5. 2019.....	XXX	XXX	XXX								
6. 2020.....	XXX	XXX	XXX	XXX							
7. 2021.....	XXX	XXX	XXX	XXX	XXX	187	187	187	187	187	
8. 2022.....	XXX	XXX	XXX	XXX	XXX	XXX	370	370	370	370	
9. 2023.....	XXX	XXX	XXX	XXX	XXX	XXX	XXX	362	362	362	
10. 2024.....	XXX	XXX	XXX	XXX	XXX	XXX	XXX	XXX	357	357	
11. 2025.....	XXX	XXX	XXX	XXX	XXX	XXX	XXX	XXX	XXX	343	343
12. Totals.....	XXX	XXX	XXX	XXX	XXX	XXX	XXX	XXX	XXX	XXX	343
13. Earned Premiums (Sch P-Pt. 1)						187	370	362	357	343	XXX

**SECTION 2B**

Years in Which Premiums Were Earned and Losses Were Incurred	CUMULATIVE PREMIUMS EARNED CEDED AT YEAR END (\$000 OMITTED)										11 Current Year Premiums Earned
	1 2016	2 2017	3 2018	4 2019	5 2020	6 2021	7 2022	8 2023	9 2024	10 2025	
1. Prior.....											
2. 2016.....											
3. 2017.....	XXX										
4. 2018.....	XXX	XXX									
5. 2019.....	XXX	XXX	XXX								
6. 2020.....	XXX	XXX	XXX	XXX							
7. 2021.....	XXX	XXX	XXX	XXX	XXX	(10)	(10)	(10)	(10)	(10)	
8. 2022.....	XXX	XXX	XXX	XXX	XXX	XXX	197	197	197	197	
9. 2023.....	XXX	XXX	XXX	XXX	XXX	XXX	XXX	149	149	149	
10. 2024.....	XXX	XXX	XXX	XXX	XXX	XXX	XXX	XXX	151	151	
11. 2025.....	XXX	XXX	XXX	XXX	XXX	XXX	XXX	XXX	XXX	135	135
12. Totals.....	XXX	XXX	XXX	XXX	XXX	XXX	XXX	XXX	XXX	XXX	135
13. Earned Premiums (Sch P-Pt. 1)						(10)	197	149	151	135	XXX

**SCHEDULE P - PART 6M - INTERNATIONAL**

**SECTION 1**

Years in Which Premiums Were Earned and Losses Were Incurred	CUMULATIVE PREMIUMS EARNED DIRECT AND ASSUMED AT YEAR END (\$000 OMITTED)										11 Current Year Premiums Earned
	1 2016	2 2017	3 2018	4 2019	5 2020	6 2021	7 2022	8 2023	9 2024	10 2025	
1. Prior.....											
2. 2016.....											
3. 2017.....	XXX										
4. 2018.....	XXX	XXX									
5. 2019.....	XXX	XXX	XXX								
6. 2020.....	XXX	XXX	XXX	XXX							
7. 2021.....	XXX	XXX	XXX	XXX	XXX						
8. 2022.....	XXX	XXX	XXX	XXX	XXX	XXX					
9. 2023.....	XXX	XXX	XXX	XXX	XXX	XXX	XXX				
10. 2024.....	XXX	XXX	XXX	XXX	XXX	XXX	XXX	XXX			
11. 2025.....	XXX	XXX	XXX	XXX	XXX	XXX	XXX	XXX	XXX		
12. Totals.....	XXX	XXX	XXX	XXX	XXX	XXX	XXX	XXX	XXX	XXX	
13. Earned Premiums (Sch P-Pt. 1)											XXX

**SECTION 2**

Years in Which Premiums Were Earned and Losses Were Incurred	CUMULATIVE PREMIUMS EARNED CEDED AT YEAR END (\$000 OMITTED)										11 Current Year Premiums Earned
	1 2016	2 2017	3 2018	4 2019	5 2020	6 2021	7 2022	8 2023	9 2024	10 2025	
1. Prior.....											
2. 2016.....											
3. 2017.....	XXX										
4. 2018.....	XXX	XXX									
5. 2019.....	XXX	XXX	XXX								
6. 2020.....	XXX	XXX	XXX	XXX							
7. 2021.....	XXX	XXX	XXX	XXX	XXX						
8. 2022.....	XXX	XXX	XXX	XXX	XXX	XXX					
9. 2023.....	XXX	XXX	XXX	XXX	XXX	XXX	XXX				
10. 2024.....	XXX	XXX	XXX	XXX	XXX	XXX	XXX	XXX			
11. 2025.....	XXX	XXX	XXX	XXX	XXX	XXX	XXX	XXX	XXX		
12. Totals.....	XXX	XXX	XXX	XXX	XXX	XXX	XXX	XXX	XXX	XXX	
13. Earned Premiums (Sch P-Pt. 1)											XXX

ANNUAL STATEMENT FOR THE YEAR 2025 OF THE FARMERS INSURANCE OF COLUMBUS, INC.

**SCHEDULE P - PART 6N - REINSURANCE - NONPROPORTIONAL ASSUMED PROPERTY  
SECTION 1**

Years in Which Premiums Were Earned and Losses Were Incurred	CUMULATIVE PREMIUMS EARNED DIRECT AND ASSUMED AT YEAR END (\$000 OMITTED)										11 Current Year Premiums Earned
	1 2016	2 2017	3 2018	4 2019	5 2020	6 2021	7 2022	8 2023	9 2024	10 2025	
1. Prior.....											
2. 2016.....											
3. 2017.....	XXX										
4. 2018.....	XXX	XXX									
5. 2019.....	XXX	XXX	XXX								
6. 2020.....	XXX	XXX	XXX	XXX							
7. 2021.....	XXX	XXX	XXX	XXX	XXX						
8. 2022.....	XXX	XXX	XXX	XXX	XXX	XXX					
9. 2023.....	XXX	XXX	XXX	XXX	XXX	XXX	XXX				
10. 2024.....	XXX	XXX	XXX	XXX	XXX	XXX	XXX	XXX			
11. 2025.....	XXX	XXX	XXX	XXX	XXX	XXX	XXX	XXX	XXX		
12. Totals.....	XXX	XXX	XXX	XXX	XXX	XXX	XXX	XXX	XXX	XXX	XXX
13. Earned Premiums (Sch P-Pt. 1)											XXX

**SECTION 2**

Years in Which Premiums Were Earned and Losses Were Incurred	CUMULATIVE PREMIUMS EARNED CEDED AT YEAR END (\$000 OMITTED)										11 Current Year Premiums Earned
	1 2016	2 2017	3 2018	4 2019	5 2020	6 2021	7 2022	8 2023	9 2024	10 2025	
1. Prior.....											
2. 2016.....											
3. 2017.....	XXX										
4. 2018.....	XXX	XXX									
5. 2019.....	XXX	XXX	XXX								
6. 2020.....	XXX	XXX	XXX	XXX							
7. 2021.....	XXX	XXX	XXX	XXX	XXX						
8. 2022.....	XXX	XXX	XXX	XXX	XXX	XXX					
9. 2023.....	XXX	XXX	XXX	XXX	XXX	XXX	XXX				
10. 2024.....	XXX	XXX	XXX	XXX	XXX	XXX	XXX	XXX			
11. 2025.....	XXX	XXX	XXX	XXX	XXX	XXX	XXX	XXX	XXX		
12. Totals.....	XXX	XXX	XXX	XXX	XXX	XXX	XXX	XXX	XXX	XXX	XXX
13. Earned Premiums (Sch P-Pt. 1)											XXX

**SCHEDULE P - PART 6O - REINSURANCE - NONPROPORTIONAL ASSUMED LIABILITY  
SECTION 1**

Years in Which Premiums Were Earned and Losses Were Incurred	CUMULATIVE PREMIUMS EARNED DIRECT AND ASSUMED AT YEAR END (\$000 OMITTED)										11 Current Year Premiums Earned
	1 2016	2 2017	3 2018	4 2019	5 2020	6 2021	7 2022	8 2023	9 2024	10 2025	
1. Prior.....											
2. 2016.....											
3. 2017.....	XXX										
4. 2018.....	XXX	XXX									
5. 2019.....	XXX	XXX	XXX								
6. 2020.....	XXX	XXX	XXX	XXX							
7. 2021.....	XXX	XXX	XXX	XXX	XXX						
8. 2022.....	XXX	XXX	XXX	XXX	XXX	XXX					
9. 2023.....	XXX	XXX	XXX	XXX	XXX	XXX	XXX				
10. 2024.....	XXX	XXX	XXX	XXX	XXX	XXX	XXX	XXX			
11. 2025.....	XXX	XXX	XXX	XXX	XXX	XXX	XXX	XXX	XXX		
12. Totals.....	XXX	XXX	XXX	XXX	XXX	XXX	XXX	XXX	XXX	XXX	XXX
13. Earned Premiums (Sch P-Pt. 1)											XXX

**SECTION 2**

Years in Which Premiums Were Earned and Losses Were Incurred	CUMULATIVE PREMIUMS EARNED CEDED AT YEAR END (\$000 OMITTED)										11 Current Year Premiums Earned
	1 2016	2 2017	3 2018	4 2019	5 2020	6 2021	7 2022	8 2023	9 2024	10 2025	
1. Prior.....											
2. 2016.....											
3. 2017.....	XXX										
4. 2018.....	XXX	XXX									
5. 2019.....	XXX	XXX	XXX								
6. 2020.....	XXX	XXX	XXX	XXX							
7. 2021.....	XXX	XXX	XXX	XXX	XXX						
8. 2022.....	XXX	XXX	XXX	XXX	XXX	XXX					
9. 2023.....	XXX	XXX	XXX	XXX	XXX	XXX	XXX				
10. 2024.....	XXX	XXX	XXX	XXX	XXX	XXX	XXX	XXX			
11. 2025.....	XXX	XXX	XXX	XXX	XXX	XXX	XXX	XXX	XXX		
12. Totals.....	XXX	XXX	XXX	XXX	XXX	XXX	XXX	XXX	XXX	XXX	XXX
13. Earned Premiums (Sch P-Pt. 1)											XXX

ANNUAL STATEMENT FOR THE YEAR 2025 OF THE FARMERS INSURANCE OF COLUMBUS, INC.

**SCHEDULE P - PART 6R - PRODUCTS LIABILITY - OCCURRENCE**

**SECTION 1A**

Years in Which Premiums Were Earned and Losses Were Incurred	CUMULATIVE PREMIUMS EARNED DIRECT AND ASSUMED AT YEAR END (\$000 OMITTED)										11 Current Year Premiums Earned
	1 2016	2 2017	3 2018	4 2019	5 2020	6 2021	7 2022	8 2023	9 2024	10 2025	
1. Prior.....											
2. 2016.....	2	2	2	2	2	2	2	2	2	2	
3. 2017.....	XXX	1	1	1	1	1	1	1	1	1	
4. 2018.....	XXX	XXX	1	1	1	1	1	1	1	1	
5. 2019.....	XXX	XXX	XXX	1	1	1	1	1	1	1	
6. 2020.....	XXX	XXX	XXX	XXX	1	1	1	1	1	1	
7. 2021.....	XXX	XXX	XXX	XXX	XXX	0	0	0	0	0	
8. 2022.....	XXX	XXX	XXX	XXX	XXX	XXX	1	1	1	1	
9. 2023.....	XXX	XXX	XXX	XXX	XXX	XXX	XXX	1	1	1	
10. 2024.....	XXX	XXX	XXX	XXX	XXX	XXX	XXX	XXX	0	0	
11. 2025.....	XXX	XXX	XXX	XXX	XXX	XXX	XXX	XXX	XXX		
12. Totals.....	XXX	XXX	XXX	XXX	XXX	XXX	XXX	XXX	XXX	XXX	
13. Earned Premiums (Sch P-Pt. 1)	2	1	1	1	1	0	1	1	0		XXX

**SECTION 2A**

Years in Which Premiums Were Earned and Losses Were Incurred	CUMULATIVE PREMIUMS EARNED CEDED AT YEAR END (\$000 OMITTED)										11 Current Year Premiums Earned
	1 2016	2 2017	3 2018	4 2019	5 2020	6 2021	7 2022	8 2023	9 2024	10 2025	
1. Prior.....											
2. 2016.....	0	0	0	0	0	0	0	0	0	0	
3. 2017.....	XXX	0	0	0	0	0	0	0	0	0	
4. 2018.....	XXX	XXX	0	0	0	0	0	0	0	0	
5. 2019.....	XXX	XXX	XXX	0	0	0	0	0	0	0	
6. 2020.....	XXX	XXX	XXX	XXX	0	0	0	0	0	0	
7. 2021.....	XXX	XXX	XXX	XXX	XXX	0	0	0	0	0	
8. 2022.....	XXX	XXX	XXX	XXX	XXX	XXX	0	0	0	0	
9. 2023.....	XXX	XXX	XXX	XXX	XXX	XXX	XXX	0	0	0	
10. 2024.....	XXX	XXX	XXX	XXX	XXX	XXX	XXX	XXX	0	0	
11. 2025.....	XXX	XXX	XXX	XXX	XXX	XXX	XXX	XXX	XXX		
12. Totals.....	XXX	XXX	XXX	XXX	XXX	XXX	XXX	XXX	XXX	XXX	
13. Earned Premiums (Sch P-Pt. 1)	0	0	0	0	0	0	0	0	0		XXX

**SCHEDULE P - PART 6R - PRODUCTS LIABILITY - CLAIMS-MADE**

**SECTION 1B**

Years in Which Premiums Were Earned and Losses Were Incurred	CUMULATIVE PREMIUMS EARNED DIRECT AND ASSUMED AT YEAR END (\$000 OMITTED)										11 Current Year Premiums Earned
	1 2016	2 2017	3 2018	4 2019	5 2020	6 2021	7 2022	8 2023	9 2024	10 2025	
1. Prior.....											
2. 2016.....											
3. 2017.....	XXX										
4. 2018.....	XXX	XXX									
5. 2019.....	XXX	XXX									
6. 2020.....	XXX	XXX									
7. 2021.....	XXX	XXX									
8. 2022.....	XXX	XXX									
9. 2023.....	XXX	XXX									
10. 2024.....	XXX	XXX									
11. 2025.....	XXX	XXX									
12. Totals.....	XXX	XXX									
13. Earned Premiums (Sch P-Pt. 1)											XXX

**SECTION 2B**

Years in Which Premiums Were Earned and Losses Were Incurred	CUMULATIVE PREMIUMS EARNED CEDED AT YEAR END (\$000 OMITTED)										11 Current Year Premiums Earned
	1 2016	2 2017	3 2018	4 2019	5 2020	6 2021	7 2022	8 2023	9 2024	10 2025	
1. Prior.....											
2. 2016.....											
3. 2017.....	XXX										
4. 2018.....	XXX	XXX									
5. 2019.....	XXX	XXX									
6. 2020.....	XXX	XXX									
7. 2021.....	XXX	XXX									
8. 2022.....	XXX	XXX									
9. 2023.....	XXX	XXX									
10. 2024.....	XXX	XXX									
11. 2025.....	XXX	XXX									
12. Totals.....	XXX	XXX									
13. Earned Premiums (Sch P-Pt. 1)											XXX

ANNUAL STATEMENT FOR THE YEAR 2025 OF THE FARMERS INSURANCE OF COLUMBUS, INC.  
**SCHEDULE P - PART 7A - PRIMARY LOSS SENSITIVE CONTRACTS (\$000 OMITTED)**

**SECTION 1**

Schedule P - Part 1	1 Total Net Losses and Expenses Unpaid	2 Net Losses and Expenses Unpaid on Loss Sensitive Contracts	3 Loss Sensitive as Percentage of Total	4 Total Net Premiums Written	5 Net Premiums Written on Loss Sensitive Contracts	6 Loss Sensitive as Percentage of Total
1. Homeowners/farmowners .....	19,411			73,983		
2. Private passenger auto liability/medical .....	52,744			56,196		
3. Commercial auto/truck liability/medical .....	7,805			5,374		
4. Workers' compensation .....	7,131			1,320		
5. Commercial multiple peril .....	12,556			12,247		
6. Medical professional liability - occurrence.....	992					
7. Medical professional liability - claims - made .....	7					
8. Special liability .....	177			437		
9. Other liability - occurrence .....	5,562			4,014		
10. Other liability - claims-made .....	509			212		
11. Special property .....	127			17,385		
12. Auto physical damage .....	3,197			39,039		
13. Fidelity/surety .....	574			(77)		
14. Other .....						
15. International .....						
16. Reinsurance - nonproportional assumed property .....	XXX	XXX	XXX	XXX	XXX	XXX
17. Reinsurance - nonproportional assumed liability .....	XXX	XXX	XXX	XXX	XXX	XXX
18. Reinsurance - nonproportional assumed financial lines .....	XXX	XXX	XXX	XXX	XXX	XXX
19. Products liability - occurrence .....	1					
20. Products liability - claims-made .....						
21. Financial guaranty/mortgage guaranty .....						
22. Warranty .....						
23. Pet insurance plans .....						
24. Totals	110,793			210,129		

**SECTION 2**

Years in Which Policies Were Issued	INCURRED LOSSES AND DEFENSE AND COST CONTAINMENT EXPENSES REPORTED AT YEAR END (\$000 OMITTED)									
	1 2016	2 2017	3 2018	4 2019	5 2020	6 2021	7 2022	8 2023	9 2024	10 2025
1. Prior.....										
2. 2016.....										
3. 2017.....	XXX									
4. 2018.....	XXX	XXX								
5. 2019.....	XXX	XXX	XX							
6. 2020.....	XXX	XXX	XX	XX						
7. 2021.....	XXX	XXX	XX	XXX	XX					
8. 2022.....	XXX	XXX	XXX	XXX	XXX	XXX				
9. 2023.....	XXX	XXX	XXX	XXX	XXX	XXX	XXX			
10. 2024.....	XXX	XXX	XXX	XXX	XXX	XXX	XXX	XXX		
11. 2025	XXX	XXX	XXX	XXX	XXX	XXX	XXX	XXX	XXX	

**SECTION 3**

Years in Which Policies Were Issued	BULK AND INCURRED BUT NOT REPORTED RESERVES FOR LOSSES AND DEFENSE AND COST CONTAINMENT EXPENSES AT YEAR END (\$000 OMITTED)									
	1 2016	2 2017	3 2018	4 2019	5 2020	6 2021	7 2022	8 2023	9 2024	10 2025
1. Prior.....										
2. 2016.....										
3. 2017.....	XXX									
4. 2018.....	XXX	XXX								
5. 2019.....	XXX	XXX	XX							
6. 2020.....	XXX	XXX	XX	XX						
7. 2021.....	XXX	XXX	XX	XXX	XX					
8. 2022.....	XXX	XXX	XXX	XXX	XXX	XXX				
9. 2023.....	XXX	XXX	XXX	XXX	XXX	XXX	XXX			
10. 2024.....	XXX	XXX	XXX	XXX	XXX	XXX	XXX	XXX		
11. 2025	XXX	XXX	XXX	XXX	XXX	XXX	XXX	XXX	XXX	

ANNUAL STATEMENT FOR THE YEAR 2025 OF THE FARMERS INSURANCE OF COLUMBUS, INC.  
**SCHEDULE P - PART 7A - PRIMARY LOSS SENSITIVE CONTRACTS (Continued)**

**SECTION 4**

Years in Which Policies Were Issued	NET EARNED PREMIUMS REPORTED AT YEAR END (\$000 OMITTED)									
	1 2016	2 2017	3 2018	4 2019	5 2020	6 2021	7 2022	8 2023	9 2024	10 2025
1. Prior.....										
2. 2016.....										
3. 2017.....	XXX									
4. 2018.....	XXX	XXX								
5. 2019.....	XXX	XXX	XX							
6. 2020.....	XXX	XXX	XX	XXX						
7. 2021.....	XXX	XXX	XXX	XXX	XXX					
8. 2022.....	XXX	XXX	XXX	XXX	XXX	XXX				
9. 2023.....	XXX	XXX	XXX	XXX	XXX	XXX	XXX			
10. 2024.....	XXX	XXX	XXX	XXX	XXX	XXX	XXX	XXX		
11. 2025.....	XXX	XXX	XXX	XXX	XXX	XXX	XXX	XXX	XXX	

**NONE**

**SECTION 5**

Years in Which Policies Were Issued	NET RESERVE FOR PREMIUM ADJUSTMENTS AND ACCRUED RETROSPECTIVE PREMIUMS AT YEAR END (\$000 OMITTED)									
	1 2016	2 2017	3 2018	4 2019	5 2020	6 2021	7 2022	8 2023	9 2024	10 2025
1. Prior.....										
2. 2016.....										
3. 2017.....	XXX									
4. 2018.....	XXX	XXX								
5. 2019.....	XXX	XXX	XX							
6. 2020.....	XXX	XXX	XX	XXX						
7. 2021.....	XXX	XXX	XXX	XXX	XXX					
8. 2022.....	XXX	XXX	XXX	XXX	XXX	XXX				
9. 2023.....	XXX	XXX	XXX	XXX	XXX	XXX	XXX			
10. 2024.....	XXX	XXX	XXX	XXX	XXX	XXX	XXX	XXX		
11. 2025.....	XXX	XXX	XXX	XXX	XXX	XXX	XXX	XXX	XXX	

**NONE**

ANNUAL STATEMENT FOR THE YEAR 2025 OF THE FARMERS INSURANCE OF COLUMBUS, INC.  
**SCHEDULE P - PART 7B - REINSURANCE LOSS SENSITIVE CONTRACTS (\$000 OMITTED)**

**SECTION 1**

Schedule P - Part 1	1 Total Net Losses and Expenses Unpaid	2 Net Losses and Expenses Unpaid on Loss Sensitive Contracts	3 Loss Sensitive as Percentage of Total	4 Total Net Premiums Written	5 Net Premiums Written on Loss Sensitive Contracts	6 Loss Sensitive as Percentage of Total
1. Homeowners/farmowners .....	19,411			73,983		
2. Private passenger auto liability/medical .....	52,744			56,196		
3. Commercial auto/truck liability/medical .....	7,805			5,374		
4. Workers' compensation .....	7,131			1,320		
5. Commercial multiple peril .....	12,556			12,247		
6. Medical professional liability - occurrence.....	992					
7. Medical professional liability - claims - made .....	7					
8. Special liability .....	177			437		
9. Other liability - occurrence .....	5,562			4,014		
10. Other liability - claims-made .....	509			212		
11. Special property .....	127			17,385		
12. Auto physical damage .....	3,197			39,039		
13. Fidelity/surety .....	574			(77)		
14. Other .....						
15. International .....						
16. Reinsurance - nonproportional assumed property .....						
17. Reinsurance - nonproportional assumed liability .....						
18. Reinsurance - nonproportional assumed financial lines .....						
19. Products liability - occurrence .....	1					
20. Products liability - claims-made .....						
21. Financial guaranty/mortgage guaranty .....						
22. Warranty .....						
23. Pet insurance plans .....						
24. Totals	110,793			210,129		

**SECTION 2**

Years in Which Policies Were Issued	INCURRED LOSSES AND DEFENSE AND COST CONTAINMENT EXPENSES REPORTED AT YEAR END (\$000 OMITTED)									
	1 2016	2 2017	3 2018	4 2019	5 2020	6 2021	7 2022	8 2023	9 2024	10 2025
1. Prior.....										
2. 2016.....										
3. 2017.....	XXX									
4. 2018.....	XXX	XXX								
5. 2019.....	XXX	XXX	XX							
6. 2020.....	XXX	XXX	XX	XX						
7. 2021.....	XXX	XXX	XX	XXX	XX					
8. 2022.....	XXX	XXX	XXX	XXX	XXX	XXX				
9. 2023.....	XXX	XXX	XXX	XXX	XXX	XXX	XXX			
10. 2024.....	XXX	XXX	XXX	XXX	XXX	XXX	XXX	XXX		
11. 2025	XXX	XXX	XXX	XXX	XXX	XXX	XXX	XXX	XXX	

**SECTION 3**

Years in Which Policies Were Issued	BULK AND INCURRED BUT NOT REPORTED RESERVES FOR LOSSES AND DEFENSE AND COST CONTAINMENT EXPENSES AT YEAR END (\$000 OMITTED)									
	1 2016	2 2017	3 2018	4 2019	5 2020	6 2021	7 2022	8 2023	9 2024	10 2025
1. Prior.....										
2. 2016.....										
3. 2017.....	XXX									
4. 2018.....	XXX	XXX								
5. 2019.....	XXX	XXX	XX							
6. 2020.....	XXX	XXX	XX	XX						
7. 2021.....	XXX	XXX	XX	XXX	XX					
8. 2022.....	XXX	XXX	XXX	XXX	XXX	XXX				
9. 2023.....	XXX	XXX	XXX	XXX	XXX	XXX	XXX			
10. 2024.....	XXX	XXX	XXX	XXX	XXX	XXX	XXX	XXX		
11. 2025	XXX	XXX	XXX	XXX	XXX	XXX	XXX	XXX	XXX	

ANNUAL STATEMENT FOR THE YEAR 2025 OF THE FARMERS INSURANCE OF COLUMBUS, INC.  
**SCHEDULE P - PART 7B - REINSURANCE LOSS SENSITIVE CONTRACTS (Continued)**  
**SECTION 4**

Years in Which Policies Were Issued	NET EARNED PREMIUMS REPORTED AT YEAR END (\$000 OMITTED)									
	1 2016	2 2017	3 2018	4 2019	5 2020	6 2021	7 2022	8 2023	9 2024	10 2025
1. Prior.....										
2. 2016.....										
3. 2017.....	XXX									
4. 2018.....	XXX	XXX								
5. 2019.....	XXX	XXX	XX							
6. 2020.....	XXX	XXX	XX	XX						
7. 2021.....	XXX	XXX	XX	XXX	XX					
8. 2022.....	XXX	XXX	XXX	XXX	XXX	XXX				
9. 2023.....	XXX	XXX	XXX	XXX	XXX	XXX	XXX			
10. 2024.....	XXX	XXX	XXX	XXX	XXX	XXX	XXX	XXX		
11. 2025.....	XXX	XXX	XXX	XXX	XXX	XXX	XXX	XXX	XXX	

**SECTION 5**

Years in Which Policies Were Issued	NET RESERVE FOR PREMIUM ADJUSTMENTS AND ACCRUED RETROSPECTIVE PREMIUMS AT YEAR END (\$000 OMITTED)									
	1 2016	2 2017	3 2018	4 2019	5 2020	6 2021	7 2022	8 2023	9 2024	10 2025
1. Prior.....										
2. 2016.....										
3. 2017.....	XXX									
4. 2018.....	XXX	XXX								
5. 2019.....	XXX	XXX	XX							
6. 2020.....	XXX	XXX	XX	XX						
7. 2021.....	XXX	XXX	XX	XXX	XX					
8. 2022.....	XXX	XXX	XXX	XXX	XXX	XXX				
9. 2023.....	XXX	XXX	XXX	XXX	XXX	XXX	XXX			
10. 2024.....	XXX	XXX	XXX	XXX	XXX	XXX	XXX	XXX		
11. 2025.....	XXX	XXX	XXX	XXX	XXX	XXX	XXX	XXX	XXX	

**SECTION 6**

Years in Which Policies Were Issued	INCURRED ADJUSTABLE COMMISSIONS REPORTED AT YEAR END (\$000 OMITTED)									
	1 2016	2 2017	3 2018	4 2019	5 2020	6 2021	7 2022	8 2023	9 2024	10 2025
1. Prior.....										
2. 2016.....										
3. 2017.....	XXX									
4. 2018.....	XXX	XXX								
5. 2019.....	XXX	XXX	XX							
6. 2020.....	XXX	XXX	XX	XX						
7. 2021.....	XXX	XXX	XX	XXX	XX					
8. 2022.....	XXX	XXX	XXX	XXX	XXX	XXX				
9. 2023.....	XXX	XXX	XXX	XXX	XXX	XXX	XXX			
10. 2024.....	XXX	XXX	XXX	XXX	XXX	XXX	XXX	XXX		
11. 2025.....	XXX	XXX	XXX	XXX	XXX	XXX	XXX	XXX	XXX	

**SECTION 7**

Years in Which Policies Were Issued	RESERVES FOR COMMISSION ADJUSTMENTS AT YEAR END (\$000 OMITTED)									
	1 2016	2 2017	3 2018	4 2019	5 2020	6 2021	7 2022	8 2023	9 2024	10 2025
1. Prior.....										
2. 2016.....										
3. 2017.....	XXX									
4. 2018.....	XXX	XXX								
5. 2019.....	XXX	XXX	XX							
6. 2020.....	XXX	XXX	XX	XX						
7. 2021.....	XXX	XXX	XX	XXX	XX					
8. 2022.....	XXX	XXX	XXX	XXX	XXX	XXX				
9. 2023.....	XXX	XXX	XXX	XXX	XXX	XXX	XXX			
10. 2024.....	XXX	XXX	XXX	XXX	XXX	XXX	XXX	XXX		
11. 2025.....	XXX	XXX	XXX	XXX	XXX	XXX	XXX	XXX	XXX	

**SCHEDULE P INTERROGATORIES**

- 1. The following questions relate to yet-to-be-issued Extended Reporting Endorsements (EREs) arising from Death, Disability, or Retirement (DDR) provisions in Medical Professional Liability Claims Made insurance policies. EREs provided for reasons other than DDR are not to be included.
- 1.1 Does the company issue Medical Professional Liability Claims Made insurance policies that provide tail (also known as an extended reporting endorsement, or "ERE") benefits in the event of Death, Disability, or Retirement (DDR) at a reduced charge or at no additional cost? ..... Yes [ ] No [ X ]  
If the answer to question 1.1 is "no", leave the following questions blank. If the answer to question 1.1 is "yes", please answer the following questions:
- 1.2 What is the total amount of the reserve for that provision (DDR Reserve), as reported, explicitly or not, elsewhere in this statement (in dollars)? ..... \$ .....
- 1.3 Does the company report any DDR reserve as Unearned Premium Reserve per SSAP #65? ..... Yes [ ] No [ X ]
- 1.4 Does the company report any DDR reserve as loss or loss adjustment expense reserve? ..... Yes [ ] No [ X ]
- 1.5 If the company reports DDR reserve as Unearned Premium Reserve, does that amount match the figure on the Underwriting and Investment Exhibit, Part 1A - Recapitulation of all Premiums (Page 7) Column 2, Lines 11.1 plus 11.2? ..... Yes [ ] No [ ] N/A [ X ]
- 1.6 If the company reports DDR reserve as loss or loss adjustment expense reserve, please complete the following table corresponding to where these reserves are reported in Schedule P:

Years in Which Premiums Were Earned and Losses Were Incurred		DDR Reserve Included in Schedule P, Part 1F, Medical Professional Liability Column 24: Total Net Losses and Expenses Unpaid	
		1 Section 1: Occurrence	2 Section 2: Claims-Made
1.601	Prior .....		
1.602	2016 .....		
1.603	2017 .....		
1.604	2018 .....		
1.605	2019 .....		
1.606	2020 .....		
1.607	2021 .....		
1.608	2022 .....		
1.609	2023 .....		
1.610	2024 .....		
1.611	2025 .....		
1.612	Totals		

- 2. The definition of allocated loss adjustment expenses (ALAE) and, therefore, unallocated loss adjustment expenses (ULAE) was changed effective January 1, 1998. This change in definition applies to both paid and unpaid expenses. Are these expenses (now reported as "Defense and Cost Containment" and "Adjusting and Other" ) reported in compliance with these definitions in this statement? ..... Yes [ X ] No [ ]
- 3. The Adjusting and Other expense payments and reserves should be allocated to the years in which the losses were incurred based on the number of claims reported, closed and outstanding in those years. When allocating Adjusting and Other expense between companies in a group or a pool, the Adjusting and Other expense should be allocated in the same percentage used for the loss amounts and the claim counts. For reinsurers, Adjusting and Other expense assumed should be reported according to the reinsurance contract. For Adjusting and Other expense incurred by reinsurers, or in those situations where suitable claim count information is not available, Adjusting and Other expense should be allocated by a reasonable method determined by the company and described in Interrogatory 7, below. Are they so reported in this Statement? ..... Yes [ ] No [ X ]
- 4. Do any lines in Schedule P include reserves that are reported gross of any discount to present value of future payments, and that are reported net of such discounts on Page 10? ..... Yes [ ] No [ X ]

If yes, proper disclosure must be made in the Notes to Financial Statements, as specified in the Instructions. Also, the discounts must be reported in Schedule P - Part 1, Columns 32 and 33. Schedule P must be completed gross of non-tabular discounting. Work papers relating to discount calculations must be available for examination upon request.  
Discounting is allowed only if expressly permitted by the state insurance department to which this Annual Statement is being filed.

- 5. What were the net premiums in force at the end of the year for:  
(in thousands of dollars)
 

5.1 Fidelity .....	6
5.2 Surety .....	

- 6. Claim count information is reported per claim or per claimant (Indicate which) .....per claimant.....  
If not the same in all years, explain in Interrogatory 7.
- 7.1 The information provided in Schedule P will be used by many persons to estimate the adequacy of the current loss and expense reserves, among other things. Are there any especially significant events, coverage, retention or accounting changes that have occurred that must be considered when making such analyses? ..... Yes [ X ] No [ ]
- 7.2 (An extended statement may be attached.)  
See Attached. ....

## **SCHEDULE P INTERROGATORIES**

Effective December 31, 2002, certain members of the Farmers P&C Companies (“Farmers”) began participating in a 10% All Lines Quota Share Reinsurance Agreement with affiliated and third-party reinsurers. This agreement has been amended over the years with the aggregate participation ratio at 22% effective December 31, 2025 and at 30% effective December 31, 2024.

(See also Notes to the Financial Statements, 21C).

Adjusting and Other expenses are allocated based on a combination of claim count metrics and workload factors, in conjunction with loss experience by accident year.

**SCHEDULE T - PART 2**  
**INTERSTATE COMPACT - EXHIBIT OF PREMIUMS WRITTEN**

Allocated by States and Territories

States, Etc.		Direct Business Only					6 Totals
		1 Life (Group and Individual)	2 Annuities (Group and Individual)	3 Disability Income (Group and Individual)	4 Long-Term Care (Group and Individual)	5 Deposit-Type Contracts	
1. Alabama	AL						
2. Alaska	AK						
3. Arizona	AZ						
4. Arkansas	AR						
5. California	CA						
6. Colorado	CO						
7. Connecticut	CT						
8. Delaware	DE						
9. District of Columbia	DC						
10. Florida	FL						
11. Georgia	GA						
12. Hawaii	HI						
13. Idaho	ID						
14. Illinois	IL						
15. Indiana	IN						
16. Iowa	IA						
17. Kansas	KS						
18. Kentucky	KY						
19. Louisiana	LA						
20. Maine	ME						
21. Maryland	MD						
22. Massachusetts	MA						
23. Michigan	MI						
24. Minnesota	MN						
25. Mississippi	MS						
26. Missouri	MO						
27. Montana	MT						
28. Nebraska	NE						
29. Nevada	NV						
30. New Hampshire	NH						
31. New Jersey	NJ						
32. New Mexico	NM						
33. New York	NY						
34. North Carolina	NC						
35. North Dakota	ND						
36. Ohio	OH						
37. Oklahoma	OK						
38. Oregon	OR						
39. Pennsylvania	PA						
40. Rhode Island	RI						
41. South Carolina	SC						
42. South Dakota	SD						
43. Tennessee	TN						
44. Texas	TX						
45. Utah	UT						
46. Vermont	VT						
47. Virginia	VA						
48. Washington	WA						
49. West Virginia	WV						
50. Wisconsin	WI						
51. Wyoming	WY						
52. American Samoa	AS						
53. Guam	GU						
54. Puerto Rico	PR						
55. U.S. Virgin Islands	VI						
56. Northern Mariana Islands	MP						
57. Canada	CAN						
58. Aggregate other alien	OT						
59. Total							

**NONE**

ANNUAL STATEMENT FOR THE YEAR 2025 OF THE FARMERS INSURANCE OF COLUMBUS, INC.

**SCHEDULE Y**

**PART 1A - DETAILS OF INSURANCE HOLDING COMPANY SYSTEM**

1	2	3	4	5	6	7	8	9	10	11	12	13	14	15	16
Group Code	Group Name	NAIC Company Code	ID Number	Federal RSSD	CIK	Name of Securities Exchange if Publicly Traded (U.S. or International)	Names of Parent, Subsidiaries Or Affiliates	Domiciliary Location	Relationship to Reporting Entity	Directly Controlled by (Name of Entity/Person)	Type of Control (Ownership, Board, Management, Attorney-in-Fact, Influence, Other)	If Control is Ownership Provide Percentage	Ultimate Controlling Entity(ies)/Person(s)	Is an SCA Filing Required? (Yes/No)	*
		00000	82-3606914				11930 Narcoossee Road, LLC	DE	NIA	Mid-Century Insurance Company	Ownership	100.000	Farmers Insurance Exchange	NO	
		00000	86-3957205				12225 NE 60th Way, LLC	DE	NIA	Truck Insurance Exchange	Ownership	100.000	Farmers Insurance Exchange	NO	
		00000	47-3820947				17885 Von Karman, LLC	CA	NIA	Farmers Insurance Exchange	Ownership	100.000	Farmers Insurance Exchange	NO	
		00000	82-2860816				201 Railroad Ave, LLC	DE	NIA	Farmers Insurance Exchange	Ownership	100.000	Farmers Insurance Exchange	NO	
0069	Farmers Insurance Group	36404	95-4136306				21st Century Casualty Company	CA	IA	21st Century Insurance Group	Ownership	100.000	Farmers Insurance Exchange	NO	
0069	Farmers Insurance Group	34789	23-2044095				21st Century Centennial Insurance Company	PA	IA	Mid-Century Insurance Company	Ownership	100.000	Farmers Insurance Exchange	NO	
0069	Farmers Insurance Group	12963	95-2565072				21st Century Insurance Company	CA	IA	21st Century Insurance Group	Ownership	100.000	Farmers Insurance Exchange	NO	
		00000	95-1935264				21st Century Insurance Group	DE	NIA	Mid-Century Insurance Company	Ownership	100.000	Farmers Insurance Exchange	YES	
							21st Century North America Insurance Company								
0069	Farmers Insurance Group	32220	13-3333609					NY	IA	Mid-Century Insurance Company	Ownership	100.000	Farmers Insurance Exchange	NO	
										21st Century North America Insurance Company					
0069	Farmers Insurance Group	10710	13-3922232				21st Century Pinnacle Insurance Company	NJ	IA	Company	Ownership	100.000	Farmers Insurance Exchange	NO	
0069	Farmers Insurance Group	20796	22-1721971				21st Century Premier Insurance Company	PA	IA	21st Century Centennial Insurance Company	Ownership	100.000	Farmers Insurance Exchange	NO	
		00000	92-1475501				2475 Mill Center Parkway, LLC	DE	NIA	Farmers Insurance Exchange	Ownership	100.000	Farmers Insurance Exchange	NO	
		00000	92-1508649				280 Riverside Parkway, LLC	DE	NIA	Farmers Insurance Exchange	Ownership	100.000	Farmers Insurance Exchange	NO	
		00000	88-4349711				3049 East Washburn Road, LLC	DE	NIA	Farmers Insurance Exchange	Ownership	100.000	Farmers Insurance Exchange	NO	
		00000	92-1207495				3195 East Washburn Road, LLC	DE	NIA	Farmers Insurance Exchange	Ownership	100.000	Farmers Insurance Exchange	NO	
		00000	39-4069521				3330 Oak Grove Avenue, LLC	DE	NIA	Mid-Century Insurance Company	Ownership	100.000	Farmers Insurance Exchange	NO	
		00000	81-0741455				384 Santa Trinita Ave, LLC	DE	NIA	Fire Insurance Exchange	Ownership	100.000	Farmers Insurance Exchange	NO	
		00000	92-1554532				4345 Hamilton Mill Road, LLC	DE	NIA	Farmers Insurance Exchange	Ownership	100.000	Farmers Insurance Exchange	NO	
		00000	92-1590378				475 Riverside Parkway, LLC	DE	NIA	Mid-Century Insurance Company	Ownership	100.000	Farmers Insurance Exchange	NO	
		00000	39-4408102				47548 Kato Road, LLC	DE	NIA	Farmers Insurance Exchange	Ownership	100.000	Farmers Insurance Exchange	NO	
		00000	82-4386531				6671-6675 North Macarthur Blvd, LLC	DE	NIA	Mid-Century Insurance Company	Ownership	100.000	Farmers Insurance Exchange	NO	
0069	Farmers Insurance Group	10245	86-0812982				American Federation Insurance Company	TX	IA	21st Century Insurance Group	Ownership	100.000	Farmers Insurance Exchange	NO	
0069	Farmers Insurance Group	10805	13-3953213				American Pacific Insurance Company, Inc.	HI	IA	Farmers Insurance Hawaii, Inc.	Ownership	100.000	Farmers Insurance Exchange	NO	
0069	Farmers Insurance Group	11034	34-1893500				Bristol West Casualty Insurance Company	OH	IA	Coast National Insurance Company	Ownership	100.000	Farmers Insurance Exchange	NO	
		00000	13-3994449				Bristol West Holdings, Inc.	DE	NIA	Farmers Insurance Exchange	Ownership	42.000	Farmers Insurance Exchange	YES	
		00000	13-3994449				Bristol West Holdings, Inc.	DE	NIA	Fire Insurance Exchange	Ownership	3.750	Farmers Insurance Exchange	YES	
		00000	13-3994449				Bristol West Holdings, Inc.	DE	NIA	Truck Insurance Exchange	Ownership	6.750	Farmers Insurance Exchange	YES	
		00000	13-3994449				Bristol West Holdings, Inc.	DE	NIA	Mid-Century Insurance Company	Ownership	47.500	Farmers Insurance Exchange	YES	
0069	Farmers Insurance Group	19658	38-1865162				Bristol West Insurance Company	OH	IA	Coast National Insurance Company	Ownership	100.000	Farmers Insurance Exchange	NO	
							Bristol West Insurance Services of California, Inc.	CA	NIA	Bristol West Holdings, Inc.	Ownership	100.000	Farmers Insurance Exchange	NO	
		00000	65-0880876				Bristol West Insurance Services, Inc. of Florida	FL	NIA	Bristol West Holdings, Inc.	Ownership	100.000	Farmers Insurance Exchange	NO	
0069	Farmers Insurance Group	12774	86-1174452				Bristol West Preferred Insurance Company	MI	IA	Bristol West Holdings, Inc.	Ownership	100.000	Farmers Insurance Exchange	NO	
		00000	65-1142050				BW GP, LLC	DE	NIA	Bristol West Holdings, Inc.	Ownership	100.000	Farmers Insurance Exchange	NO	
		00000	65-0919338				BWIS of Nevada, Inc.	NV	NIA	Bristol West Holdings, Inc.	Ownership	100.000	Farmers Insurance Exchange	NO	
0069	Farmers Insurance Group	10315	95-4528269				Civic Property and Casualty Company	CA	IA	Fire Insurance Exchange	Ownership	80.000	Fire Insurance Exchange	NO	
0069	Farmers Insurance Group	10315	95-4528269				Civic Property and Casualty Company	CA	IA	Truck Insurance Exchange	Ownership	20.000	Fire Insurance Exchange	NO	
		00000	76-0543593				Coast National General Agency, Inc.	TX	NIA	Bristol West Holdings, Inc.	Ownership	100.000	Farmers Insurance Exchange	NO	
		00000	33-0246699				Coast National Holding Company	CA	NIA	Bristol West Holdings, Inc.	Ownership	100.000	Farmers Insurance Exchange	NO	
0069	Farmers Insurance Group	25089	33-0246701				Coast National Insurance Company	CA	IA	Coast National Holding Company	Ownership	100.000	Farmers Insurance Exchange	NO	
							Coast National Insurance Company			Farmers Property and Casualty Insurance Company					
0069	Farmers Insurance Group	22926	36-1022580				Economy Fire & Casualty Company	IL	IA	Company	Ownership	100.000	Farmers Insurance Exchange	NO	
0069	Farmers Insurance Group	38067	36-3027848				Economy Preferred Insurance Company	IL	IA	Economy Fire & Casualty Company	Ownership	100.000	Farmers Insurance Exchange	NO	
0069	Farmers Insurance Group	40649	36-3105737				Economy Premier Assurance Company	IL	IA	Economy Fire & Casualty Company	Ownership	100.000	Farmers Insurance Exchange	NO	
0069	Farmers Insurance Group	10318	95-4528266				Exact Property and Casualty Company	CA	IA	Fire Insurance Exchange	Ownership	80.000	Fire Insurance Exchange	NO	
0069	Farmers Insurance Group	10318	95-4528266				Exact Property and Casualty Company	CA	IA	Truck Insurance Exchange	Ownership	20.000	Fire Insurance Exchange	NO	

ANNUAL STATEMENT FOR THE YEAR 2025 OF THE FARMERS INSURANCE OF COLUMBUS, INC.

**SCHEDULE Y**

**PART 1A - DETAILS OF INSURANCE HOLDING COMPANY SYSTEM**

1	2	3	4	5	6	7	8	9	10	11	12	13	14	15	16
Group Code	Group Name	NAIC Company Code	ID Number	Federal RSSD	CIK	Name of Securities Exchange if Publicly Traded (U.S. or International)	Names of Parent, Subsidiaries Or Affiliates	Domi-ciliary Location	Relation-ship to Reporting Entity	Directly Controlled by (Name of Entity/Person)	Type of Control (Ownership, Board, Management, Attorney-in-Fact, Influence, Other)	If Control is Ownership Provide Percentage	Ultimate Controlling Entity(ies)/Person(s)	Is an SCA Filing Re-quired? (Yes/No)	*
		00000	33-4754819				Farmers Asset Management, LLC	NW	NIA	FFS Holding, LLC	Ownership	100.000	Farmers Insurance Exchange	NO	
0069	Farmers Insurance Group	40169	05-0393243				Farmers Casualty Insurance Company	RI	IA	Farmers Property and Casualty Insurance Company	Ownership	100.000	Farmers Insurance Exchange	NO	
0069	Farmers Insurance Group	25321	23-1903575				Farmers Direct Property and Casualty Insurance Company	RI	IA	Farmers Property and Casualty Insurance Company	Ownership	100.000	Farmers Insurance Exchange	NO	
		00000	77-0530616				Farmers Financial Solutions, LLC	NW	NIA	FFS Holding, LLC	Ownership	100.000	Farmers Insurance Exchange	NO	
0069	Farmers Insurance Group	34339	13-2915260				Farmers Group Property and Casualty Insurance Company	RI	IA	Farmers Property and Casualty Insurance Company	Ownership	100.000	Farmers Insurance Exchange	NO	
0069	Farmers Insurance Group	21598	95-2626387				Farmers Insurance Company of Arizona	AZ	IA	Farmers Insurance Exchange	Ownership	70.000	Farmers Insurance Exchange	NO	
0069	Farmers Insurance Group	21598	95-2626387				Farmers Insurance Company of Arizona	AZ	IA	Truck Insurance Exchange	Ownership	20.000	Farmers Insurance Exchange	NO	
0069	Farmers Insurance Group	21598	95-2626387				Farmers Insurance Company of Arizona	AZ	IA	Fire Insurance Exchange	Ownership	10.000	Farmers Insurance Exchange	NO	
0069	Farmers Insurance Group	21601	95-2626385				Farmers Insurance Company of Idaho	ID	IA	Farmers Insurance Exchange	Ownership	80.000	Farmers Insurance Exchange	NO	
0069	Farmers Insurance Group	21601	95-2626385				Farmers Insurance Company of Idaho	ID	IA	Fire Insurance Exchange	Ownership	6.700	Farmers Insurance Exchange	NO	
0069	Farmers Insurance Group	21601	95-2626385				Farmers Insurance Company of Idaho	ID	IA	Truck Insurance Exchange	Ownership	13.300	Farmers Insurance Exchange	NO	
0069	Farmers Insurance Group	21636	95-2655893				Farmers Insurance Company of Oregon	OR	IA	Farmers Insurance Exchange	Ownership	80.000	Farmers Insurance Exchange	NO	
0069	Farmers Insurance Group	21636	95-2655893				Farmers Insurance Company of Oregon	OR	IA	Truck Insurance Exchange	Ownership	20.000	Farmers Insurance Exchange	NO	
0069	Farmers Insurance Group	21644	95-2655894				Farmers Insurance Company of Washington	WA	IA	Fire Insurance Exchange	Ownership	80.000	Fire Insurance Exchange	NO	
0069	Farmers Insurance Group	21644	95-2655894				Farmers Insurance Company of Washington	WA	IA	Truck Insurance Exchange	Ownership	20.000	Fire Insurance Exchange	NO	
0069	Farmers Insurance Group	21628	48-0609012				Farmers Insurance Company, Inc.	KS	IA	Farmers Insurance Exchange	Ownership	90.000	Farmers Insurance Exchange	NO	
0069	Farmers Insurance Group	21628	48-0609012				Farmers Insurance Company, Inc.	KS	IA	Fire Insurance Exchange	Ownership	10.000	Farmers Insurance Exchange	NO	
0069	Farmers Insurance Group	21652	95-2575893				Farmers Insurance Exchange	CA	UDP	See Note 1	Other	0.000		NO	
0069	Farmers Insurance Group	28487	22-2640040				Farmers Insurance Hawaii, Inc.	HI	IA	Mid-Century Insurance Company	Ownership	100.000	Farmers Insurance Exchange	NO	
0069	Farmers Insurance Group	36889	31-0956373				Farmers Insurance of Columbus, Inc.	OH	RE	Farmers Insurance Exchange	Ownership	100.000	Farmers Insurance Exchange	NO	
0069	Farmers Insurance Group	13938	75-2483187				Farmers Lloyds Insurance Company of Texas	TX	NIA	See Note 8	Attorney In Fact	0.000	Farmers Insurance Exchange	NO	
		00000	05-0476998				Farmers Lloyds, Inc.	TX	NIA	Farmers Property and Casualty Insurance Company	Ownership	100.000	Farmers Insurance Exchange	YES	
0069	Farmers Insurance Group	10806	36-4165395				Farmers New Century Insurance Company	IL	IA	Illinois Farmers Insurance Company	Ownership	100.000	Farmers Insurance Exchange	NO	
0069	Farmers Insurance Group	26298	13-2725441				Farmers Property and Casualty Insurance Company	RI	IA	Farmers Insurance Exchange	Ownership	80.000	Farmers Insurance Exchange	NO	
0069	Farmers Insurance Group	26298	13-2725441				Farmers Property and Casualty Insurance Company	RI	IA	Truck Insurance Exchange	Ownership	10.000	Farmers Insurance Exchange	NO	
0069	Farmers Insurance Group	26298	13-2725441				Farmers Property and Casualty Insurance Company	RI	IA	Fire Insurance Exchange	Ownership	10.000	Farmers Insurance Exchange	NO	
0069	Farmers Insurance Group	43699	59-2326047				Farmers Specialty Insurance Company	MI	IA	Foremost Insurance Company Grand Rapids, Michigan	Ownership	100.000	Farmers Insurance Exchange	NO	
0069	Farmers Insurance Group	24392	74-1067657				Farmers Texas County Mutual Insurance Company	TX	IA	See Note 2	Management	0.000	Farmers Insurance Exchange	NO	
		00000	27-0342907				FCOA, LLC	DE	NIA	Foremost Insurance Company Grand Rapids, Michigan	Ownership	100.000	Farmers Insurance Exchange	YES	
		00000	77-0530617				FFS Holding, LLC	NW	NIA	Mid-Century Insurance Company	Ownership	100.000	Farmers Insurance Exchange	YES	
0069	Farmers Insurance Group	21660	95-6235715				Fire Insurance Exchange	CA	IA	See Note 3	Other	0.000		NO	
0069	Farmers Insurance Group	29254	38-1721730				Foremost County Mutual Insurance Company	TX	IA	See Note 4	Management	0.000	Farmers Insurance Exchange	NO	
0069	Farmers Insurance Group	11185	38-1407533				Foremost Insurance Company Grand Rapids, Michigan	MI	IA	Farmers Insurance Exchange	Ownership	80.000	Farmers Insurance Exchange	NO	
0069	Farmers Insurance Group	11185	38-1407533				Foremost Insurance Company Grand Rapids, Michigan	MI	IA	Fire Insurance Exchange	Ownership	10.000	Farmers Insurance Exchange	NO	
0069	Farmers Insurance Group	11185	38-1407533				Foremost Insurance Company Grand Rapids, Michigan	MI	IA	Truck Insurance Exchange	Ownership	10.000	Farmers Insurance Exchange	NO	
0069	Farmers Insurance Group	41688	75-1779175				Foremost Lloyds of Texas	TX	IA	See Note 5	Management	0.000	Farmers Insurance Exchange	NO	

ANNUAL STATEMENT FOR THE YEAR 2025 OF THE FARMERS INSURANCE OF COLUMBUS, INC.

**SCHEDULE Y**  
**PART 1A - DETAILS OF INSURANCE HOLDING COMPANY SYSTEM**

1	2	3	4	5	6	7	8	9	10	11	12	13	14	15	16
Group Code	Group Name	NAIC Company Code	ID Number	Federal RSSD	CIK	Name of Securities Exchange if Publicly Traded (U.S. or International)	Names of Parent, Subsidiaries Or Affiliates	Domi-ciliary Location	Relation-ship to Reporting Entity	Directly Controlled by (Name of Entity/Person)	Type of Control (Ownership, Board, Management, Attorney-in-Fact, Influence, Other)	If Control is Ownership Provide Percentage	Ultimate Controlling Entity(ies)/Person(s)	Is an SCA Filing Re-quired? (Yes/No)	*
.0069	Farmers Insurance Group	11800	35-1604635				Foremost Property and Casualty Insurance Company	..MI.....	..IA.....	Foremost Insurance Company Grand Rapids, Michigan	Ownership.....	100.000	Farmers Insurance Exchange	...NO.....	
.0069	Farmers Insurance Group	41513	38-2430150				Foremost Signature Insurance Company	..MI.....	..IA.....	Foremost Insurance Company Grand Rapids, Michigan	Ownership.....	100.000	Farmers Insurance Exchange	...NO.....	
.0069	Farmers Insurance Group	00000	99-0083322				Hawaii Insurance Consultants, Ltd.	..HI.....	..NIA.....	Mid-Century Insurance Company	Ownership.....	100.000	Farmers Insurance Exchange	...YES.....	
.0069	Farmers Insurance Group	21679	36-2661515				Illinois Farmers Insurance Company	..IL.....	..IA.....	Farmers Insurance Exchange	Ownership.....	100.000	Farmers Insurance Exchange	...NO.....	
		00000	65-0881673				Insurance Data Systems, G.P.	..FL.....	..NIA.....	Bristol West Holdings, Inc.	Ownership.....	99.900	Farmers Insurance Exchange	...NO.....	
		00000	65-0881673				Insurance Data Systems, G.P.	..FL.....	..NIA.....	BW GP, LLC	Ownership.....	0.100	Farmers Insurance Exchange	...NO.....	
		00000	85-2377860				MC Maple Tree, LLC	..DE.....	..NIA.....	Mid-Century Insurance Company	Ownership.....	1.000	Farmers Insurance Exchange	...NO.....	
.0069	Farmers Insurance Group	21687	95-6016640				Mid-Century Insurance Company	..CA.....	..IA.....	Farmers Insurance Exchange	Ownership.....	80.000	Farmers Insurance Exchange	...NO.....	
.0069	Farmers Insurance Group	21687	95-6016640				Mid-Century Insurance Company	..CA.....	..IA.....	Fire Insurance Exchange	Ownership.....	10.000	Farmers Insurance Exchange	...NO.....	
.0069	Farmers Insurance Group	21687	95-6016640				Mid-Century Insurance Company	..CA.....	..IA.....	Truck Insurance Exchange	Ownership.....	10.000	Farmers Insurance Exchange	...NO.....	
.0069	Farmers Insurance Group	28673	74-2448744				Mid-Century Insurance Company of Texas	..TX.....	..IA.....	Farmers Insurance Exchange	Ownership.....	100.000	Farmers Insurance Exchange	...NO.....	
.0069	Farmers Insurance Group	10317	95-4528264				Neighborhood Spirit Property and Casualty Company	..CA.....	..IA.....	Fire Insurance Exchange	Ownership.....	80.000	Fire Insurance Exchange	...NO.....	
.0069	Farmers Insurance Group	10317	95-4528264				Neighborhood Spirit Property and Casualty Company	..CA.....	..IA.....	Truck Insurance Exchange	Ownership.....	20.000	Fire Insurance Exchange	...NO.....	
		00000	93-3089898				Northwest Distribution Center Apopka Road, LLC	..DE.....	..NIA.....	Farmers Insurance Exchange	Ownership.....	100.000	Farmers Insurance Exchange	...NO.....	
.0069	Farmers Insurance Group	33120	65-0109120				Security National Insurance Company	..FL.....	..IA.....	Bristol West Holdings, Inc.	Ownership.....	100.000	Farmers Insurance Exchange	...NO.....	
.0069	Farmers Insurance Group	21695	94-1663548				Texas Farmers Insurance Company	..TX.....	..IA.....	Farmers Insurance Exchange	Ownership.....	86.280	Farmers Insurance Exchange	...NO.....	
.0069	Farmers Insurance Group	21695	94-1663548				Texas Farmers Insurance Company	..TX.....	..IA.....	Mid Century Insurance Company	Ownership.....	13.720	Farmers Insurance Exchange	...NO.....	
.0069	Farmers Insurance Group	44245	13-3551577				Toggle Insurance Company	..DE.....	..IA.....	Mid-Century Insurance Company	Ownership.....	100.000	Farmers Insurance Exchange	...NO.....	
		00000	83-3256280				Toggle Services, LLC	..DE.....	..NIA.....	21st Century Assurance Company	Ownership.....	100.000	Farmers Insurance Exchange	...NO.....	
.0069	Farmers Insurance Group	21709	95-2575892				Truck Insurance Exchange	..CA.....	..IA.....	See Note 6	Other.....	0.000		...NO.....	
	***THE FOLLOWING ARE ZURICH INSURANCE GROUP ENTITIES WITHIN NAIC GROUP CODE "0212" AND ARE NOT INCLUDED IN FARMERS INSURANCE GROUP WITHIN NAIC GROUP CODE "0069"						***					0.000	***		
		00000	88-2246655				3PZ Holdings, LLC	..DE.....	..OTH.....	ZSF/Dallas Tower LLC	Ownership.....	63.770	Zurich Insurance Group Ltd.	...NO.....	..11 .....
		00000					Access Franchise Management Limited	..GBR.....	..OTH.....	Zurich Assurance Ltd	Ownership.....	100.000	Zurich Insurance Group Ltd.	...NO.....	..11 .....
		00000					ACN 000 141 051 Ltd.	..AUS.....	..OTH.....	Zurich Financial Services Australia Limited	Ownership.....	100.000	Zurich Insurance Group Ltd.	...NO.....	..11 .....
		00000					Afterland Limited	..GBR.....	..OTH.....	Zurich Assurance Ltd	Ownership.....	100.000	Zurich Insurance Group Ltd.	...NO.....	..11 .....
		00000					AG Haus der Wirtschaft	..CHE.....	..OTH.....	Zurich Versicherungs-Gesellschaft AG	Ownership.....	8.163	Zurich Insurance Group Ltd.	...NO.....	..11 .....
		00000					AIG Travel Asia Pacific Pte. Ltd.	..SGP.....	..OTH.....	Zurich Cover-More Global Travel, Inc.	Ownership.....	100.000	Zurich Insurance Group Ltd.	...NO.....	..11 .....
		00000					AIG Travel Assist Consulting (Shanghai) Co., Ltd.	..CHN.....	..OTH.....	Zurich Cover-More Global Travel, Inc.	Ownership.....	100.000	Zurich Insurance Group Ltd.	...NO.....	..11 .....
		00000					AIG Travel Assist Malaysia Sdn. Bhd.	..MYS.....	..OTH.....	Zurich Cover-More Global Travel, Inc.	Ownership.....	100.000	Zurich Insurance Group Ltd.	...NO.....	..11 .....
		00000					Allied Dunbar Assurance plc	..GBR.....	..OTH.....	Zurich Financial Services (UKISA) Nominees Limited	Ownership.....	100.000	Zurich Insurance Group Ltd.	...NO.....	..11 .....
		00000					Allied Dunbar Financial Services Limited	..GBR.....	..OTH.....	Allied Dunbar Assurance plc	Ownership.....	100.000	Zurich Insurance Group Ltd.	...NO.....	..11 .....
		00000					Allied Dunbar Provident plc	..GBR.....	..OTH.....	Allied Dunbar Assurance plc	Ownership.....	100.000	Zurich Insurance Group Ltd.	...NO.....	..11 .....
		00000					Allied Zurich Holdings Limited	..JEY.....	..OTH.....	Zurich Versicherungs-Gesellschaft AG	Ownership.....	100.000	Zurich Insurance Group Ltd.	...NO.....	..11 .....
		00000					Allied Zurich Limited	..GBR.....	..OTH.....	Zurich Insurance Group Ltd.	Ownership.....	100.000	Zurich Insurance Group Ltd.	...NO.....	..11 .....
.0212	Zurich U.S. Insurance Pool Group	26247	36-6071400				American Guarantee and Liability Insurance Company	..NY.....	..OTH.....	Zurich American Insurance Company	Ownership.....	100.000	Zurich Insurance Group Ltd.	...YES.....	..11 .....
.0212	Zurich U.S. Insurance Pool Group	40142	36-3141762				American Zurich Insurance Company	..IL.....	..OTH.....	Steadfast Insurance Company	Ownership.....	100.000	Zurich Insurance Group Ltd.	...YES.....	..11 .....

ANNUAL STATEMENT FOR THE YEAR 2025 OF THE FARMERS INSURANCE OF COLUMBUS, INC.

**SCHEDULE Y**  
**PART 1A - DETAILS OF INSURANCE HOLDING COMPANY SYSTEM**

1	2	3	4	5	6	7	8	9	10	11	12	13	14	15	16
Group Code	Group Name	NAIC Company Code	ID Number	Federal RSSD	CIK	Name of Securities Exchange if Publicly Traded (U.S. or International)	Names of Parent, Subsidiaries Or Affiliates	Domiciliary Location	Relationship to Reporting Entity	Directly Controlled by (Name of Entity/Person)	Type of Control (Ownership, Board, Management, Attorney-in-Fact, Influence, Other)	If Control is Ownership Provide Percentage	Ultimate Controlling Entity(ies)/Person(s)	Is an SCA Filing Required? (Yes/No)	*
		00000					Applyhere Pty Ltd	.AUS	OTH	Davidson Trahair Holding Pty Ltd	Ownership	100.000	Zurich Insurance Group Ltd.	NO	11
		00000					Ashdale Land and Property Company Limited	.GBR	OTH	Zurich Insurance plc	Ownership	100.000	Zurich Insurance Group Ltd.	NO	11
		00000					Asistbras S/A Assist ncia ao Viajante	.BRA	OTH	Travel Ace Internacional de Servicios S.A.	Ownership	65.000	Zurich Insurance Group Ltd.	NO	11
		00000					Assistance Online Pte. Ltd	.SGP	OTH	Customer Care Assistance Pty Ltd	Ownership	100.000	Zurich Insurance Group Ltd.	NO	11
		00000					ASTIS Holdings Limited	.AUS	OTH	Cover-More Finance Pty Limited	Ownership	100.000	Zurich Insurance Group Ltd.	NO	11
		00000	36-4851720				Aust Office 1, LLC	.DE	OTH	Zurich American Insurance Company	Ownership	100.000	Zurich Insurance Group Ltd.	NO	11
		00000					autoSense AG	.CHE	OTH	Zürich Versicherungs-Gesellschaft AG	Ownership	33.330	Zurich Insurance Group Ltd.	NO	11
		00000					Ballykilliane Holdings Limited	.IRL	OTH	Zurich Insurance plc	Ownership	100.000	Zurich Insurance Group Ltd.	NO	11
		00000					Bansabadell Pensiones, E.G.F.P, S.A.	.ESP	OTH	Zurich Vida, Compañia de Seguros y Reaseguros, S.A. - Societ	Ownership	50.000	Zurich Insurance Group Ltd.	NO	11
		00000					Bansabadell Seguros Generales, S.A. de Seguros y Reaseguros	.ESP	OTH	Zurich Versicherungs-Gesellschaft AG	Ownership	50.000	Zurich Insurance Group Ltd.	NO	11
		00000					Bansabadell Servicios Auxiliares De Seguros, S.L.	.ESP	OTH	Bansabadell Seguros Generales, S.A. de Seguros y Reaseguros	Ownership	100.000	Zurich Insurance Group Ltd.	NO	11
		00000					Bansabadell Vida S.A. de Seguros y Reaseguros	.ESP	OTH	Zurich Vida, Compañia de Seguros y Reaseguros, S.A. - Societ	Ownership	50.000	Zurich Insurance Group Ltd.	NO	11
		00000	43-1796357				Benefit Finance Partners, L.L.C.	.DE	OTH	Zurich Benefit Finance LLC	Ownership	50.000	Zurich Insurance Group Ltd.	NO	11
		00000	13-4097988				BFP Securities LLC	.DE	OTH	Benefit Finance Partners, L.L.C.	Ownership	100.000	Zurich Insurance Group Ltd.	NO	11
		00000					Bloomington Office LP	.DE	OTH	Zurich Structured Finance, Inc.	Ownership	99.000	Zurich Insurance Group Ltd.	NO	11
		00000	46-4107268				Bloomington Office MGP Manager, Inc	.DE	OTH	Zurich Structured Finance, Inc.	Ownership	100.000	Zurich Insurance Group Ltd.	NO	11
		00000					Bloomington Office MGP, LLC	.DE	OTH	Bloomington Office MGP Manager, Inc	Ownership	1.000	Zurich Insurance Group Ltd.	NO	11
		00000					Bloomington Office MGP, LLC	.DE	OTH	Zurich Structured Finance, Inc.	Ownership	99.000	Zurich Insurance Group Ltd.	NO	11
		00000					Blue Insurance Australia Pty Ltd	.AUS	OTH	Blue Insurance Limited	Ownership	100.000	Zurich Insurance Group Ltd.	NO	11
		00000					Blue Insurance Limited	.IRL	OTH	Cover-More Australia Pty Ltd	Ownership	97.610	Zurich Insurance Group Ltd.	NO	11
		00000					Blue Marble Micro Limited	.GBR	OTH	Zürich Versicherungs-Gesellschaft AG	Ownership	100.000	Zurich Insurance Group Ltd.	NO	11
		00000					Blue Marble Microinsurance, Inc.	.DE	OTH	Blue Marble Micro Limited	Ownership	100.000	Zurich Insurance Group Ltd.	NO	11
		00000					Bonus Pensionskassen Aktiengesellschaft	.AUT	OTH	Zurich Versicherungs-Aktiengesellschaft	Ownership	87.500	Zurich Insurance Group Ltd.	NO	11
		00000					BONUS Vorsorgekasse AG	.AUT	OTH	Zurich Versicherungs-Aktiengesellschaft	Ownership	50.000	Zurich Insurance Group Ltd.	NO	11
		00000	47-2289489				BOS Apt 1, LLC	.DE	OTH	Zurich American Insurance Company	Ownership	100.000	Zurich Insurance Group Ltd.	NO	11
		00000	47-2445859				BOS Apt 2, LLC	.DE	OTH	Zurich American Insurance Company	Ownership	100.000	Zurich Insurance Group Ltd.	NO	11
		00000	47-2483669				BOS Office 3, LLC	.DE	OTH	Farmers New World Life Insurance Company	Ownership	100.000	Zurich Insurance Group Ltd.	NO	11
		00000	37-1849541				BOS Office 4, LLC	.DE	OTH	Zurich American Insurance Company	Ownership	100.000	Zurich Insurance Group Ltd.	NO	11
		00000	39-3818568				BOS Office 5, LLC	.DE	OTH	American Zurich Insurance Company	Ownership	100.000	Zurich Insurance Group Ltd.	NO	11
		00000	47-4684158				BOS Retail 1, LLC	.DE	OTH	Zurich American Insurance Company	Ownership	100.000	Zurich Insurance Group Ltd.	NO	11
		00000					Boxx Cyber Services Middle East Ltd	.ARE	OTH	Boxx Insurance Inc.	Ownership	100.000	Zurich Insurance Group Ltd.	NO	11
		00000					Boxx Insurance Inc.	.CAN	OTH	Zürich Versicherungs-Gesellschaft AG	Ownership	33.333	Zurich Insurance Group Ltd.	NO	11
		00000	87-3332812				Boxx Insurance LLC	.FL	OTH	Boxx Insurance Inc.	Ownership	100.000	Zurich Insurance Group Ltd.	NO	11
		00000					Boxx Services PTE Limited	.SGP	OTH	Boxx Insurance Inc.	Ownership	100.000	Zurich Insurance Group Ltd.	NO	11
		00000					Boxx Solutions LLC	.FL	OTH	Boxx Insurance LLC	Ownership	100.000	Zurich Insurance Group Ltd.	NO	11
		00000					Bristlecourt Limited	.GBR	OTH	Zurich Assurance Ltd	Ownership	100.000	Zurich Insurance Group Ltd.	NO	11
		00000					brokerbusiness.ch AG	.CHE	OTH	Zürich Versicherungs-Gesellschaft AG	Ownership	25.000	Zurich Insurance Group Ltd.	NO	11
		00000					Cayley Aviation Ltd.	.BMU	OTH	Zurich Insurance Company Ltd, Bermuda	Ownership	100.000	Zurich Insurance Group Ltd.	NO	11
		00000					Celta Assistance SL	.ESP	OTH	Branch	Ownership	100.000	Zurich Insurance Group Ltd.	NO	11
		00000	13-4038482				Centre Group Holdings (U.S.) Limited	.DE	OTH	Universal Assistance S.A.	Ownership	100.000	Zurich Insurance Group Ltd.	NO	11
.0212	Zurich Ins Group	34649	13-2653231				Centre Insurance Company	.DE	OTH	Zurich Structured Finance, Inc.	Ownership	100.000	Zurich Insurance Group Ltd.	NO	11
.0212	Zurich Ins Group	80896	04-1589940				Centre Life Insurance Company	.MA	OTH	Centre Solutions (U.S.) Limited	Ownership	100.000	Zurich Insurance Group Ltd.	NO	11
		00000	98-0153536				Centre Reinsurance (U.S.) Limited	.BMU	OTH	Centre Group Holdings (U.S.) Limited	Ownership	100.000	Zurich Insurance Group Ltd.	NO	11
		00000					Centre Solutions (Bermuda) Limited	.BMU	OTH	Zurich Finance Company Ltd	Ownership	100.000	Zurich Insurance Group Ltd.	NO	11

ANNUAL STATEMENT FOR THE YEAR 2025 OF THE FARMERS INSURANCE OF COLUMBUS, INC.

**SCHEDULE Y**  
**PART 1A - DETAILS OF INSURANCE HOLDING COMPANY SYSTEM**

1	2	3	4	5	6	7	8	9	10	11	12	13	14	15	16
Group Code	Group Name	NAIC Company Code	ID Number	Federal RSSD	CIK	Name of Securities Exchange if Publicly Traded (U.S. or International)	Names of Parent, Subsidiaries Or Affiliates	Domi-ciliary Loca-tion	Relation-ship to Reporting Entity	Directly Controlled by (Name of Entity/Person)	Type of Control (Ownership, Board, Management, Attorney-in-Fact, Influence, Other)	If Control is Ownership Provide Percentage	Ultimate Controlling Entity(ies)/Person(s)	Is an SCA Filing Re-quired? (Yes/No)	*
		00000	22-3645155				Centre Solutions (U.S.) Limited	..BMU	.....OTH	Centre Group Holdings (U.S.) Limited	Ownership	100.000	Zurich Insurance Group Ltd.	NO	11
		00000	88-0601732				Charlotte Industrial 3, LLC	..DE	.....OTH	Farmers New World Life Insurance Company	Ownership	100.000	Zurich Insurance Group Ltd.	NO	11
		00000	30-1113235				Charlotte Office 1, LLC	..DE	.....OTH	Zurich American Insurance Company	Ownership	100.000	Zurich Insurance Group Ltd.	NO	11
		00000	38-3988749				CHI APT 1, LLC	..DE	.....OTH	Zurich American Insurance Company	Ownership	100.000	Zurich Insurance Group Ltd.	NO	11
		00000	87-2430690				CHI IND 6, LLC	..DE	.....OTH	Farmers New World Life Insurance Company	Ownership	100.000	Zurich Insurance Group Ltd.	NO	11
		00000					Chilena Consolidada Seguros de Vida S.A.	..CHL	.....OTH	Inversiones Suizo Chilena S.A.	Ownership	98.977	Zurich Insurance Group Ltd.	NO	11
		00000	AA-2280100		196453	Bolsa de Comercio de Santiago	Chilena Consolidada Seguros Generales S.A.	..CHL	.....OTH	Chilena Consolidada Seguros de Vida S.A.	Ownership	7.405	Zurich Insurance Group Ltd.	NO	11
		00000	AA-2280100		196453	Bolsa de Comercio de Santiago	Chilena Consolidada Seguros Generales S.A.	..CHL	.....OTH	Inversiones Suizo Chilena S.A.	Ownership	82.732	Zurich Insurance Group Ltd.	NO	11
		00000			0000034431	"Second Marche" part of Euronext Paris stock exchange since 1987	COFITEM-COFIMUR	..FRA	.....OTH	Zurich Versicherungs-Gesellschaft AG	Ownership	12.405	Zurich Insurance Group Ltd.	NO	11
		00000					Collective Benefits Ltd	..GBR	.....OTH	Travel Guard Assist, Inc.	Ownership	100.000	Zurich Insurance Group Ltd.	NO	11
		00000					Collective Denmark ApS	..DNK	.....OTH	AIG Travel Asia Pacific Pte. Ltd.	Ownership	100.000	Zurich Insurance Group Ltd.	NO	11
		00000					Collective Europe Holdings B.V.	..MLD	.....OTH	Travel Guard Assist, Inc.	Ownership	100.000	Zurich Insurance Group Ltd.	NO	11
		00000					Collective Netherlands B.V.	..MLD	.....OTH	AIG Travel Asia Pacific Pte. Ltd.	Ownership	100.000	Zurich Insurance Group Ltd.	NO	11
		00000					Collective Society Ltd	..GBR	.....OTH	Travel Guard Assist, Inc.	Ownership	100.000	Zurich Insurance Group Ltd.	NO	11
0212	Zurich U.S. Insurance Pool Group	34347	52-1096670				Colonial American Casualty and Surety Company	..IL	.....OTH	Fidelity and Deposit Company of Maryland	Ownership	100.000	Zurich Insurance Group Ltd.	NO	11
		00000					Concisa Vorsorgeberatung und Management AG	..AUT	.....OTH	Bonus Pensionskassen Aktiengesellschaft	Ownership	100.000	Zurich Insurance Group Ltd.	NO	11
		00000					Cover-More (NZ) Limited	..NZL	.....OTH	Cover-More Australia Pty Ltd	Ownership	100.000	Zurich Insurance Group Ltd.	NO	11
		00000					Cover-More Asia Pte. Ltd	..SGP	.....OTH	Travel Assist Pty Limited	Ownership	100.000	Zurich Insurance Group Ltd.	NO	11
		00000					Cover-More Australia Pty Ltd	..AUS	.....OTH	Cover-More Holdings Pty Ltd	Ownership	100.000	Zurich Insurance Group Ltd.	NO	11
		00000					Cover-More Finance Pty Limited	..AUS	.....OTH	Cover-More Group Limited	Ownership	100.000	Zurich Insurance Group Ltd.	NO	11
		00000					Cover-More Group Limited	..AUS	.....OTH	Zurich Travel Solutions Pty Limited	Ownership	100.000	Zurich Insurance Group Ltd.	NO	11
		00000					Cover-More Holdings Pty Ltd	..AUS	.....OTH	Travel Assist Pty Limited	Ownership	100.000	Zurich Insurance Group Ltd.	NO	11
		00000					Cover-More Holdings USA Inc.	..DE	.....OTH	Travel Assist Pty Limited	Ownership	100.000	Zurich Insurance Group Ltd.	NO	11
		00000	32-0487379				Cover-More Inc.	..DE	.....OTH	Cover-More Holdings USA Inc.	Ownership	100.000	Zurich Insurance Group Ltd.	NO	11
		00000					Cover-More Insurance Services Limited	..GBR	.....OTH	Cover-More Australia Pty Ltd	Ownership	100.000	Zurich Insurance Group Ltd.	NO	11
		00000					Cover-More Insurance Services Pty Ltd	..AUS	.....OTH	Travel Assist Pty Limited	Ownership	100.000	Zurich Insurance Group Ltd.	NO	11
		00000					Cowbell Cyber India Private Limited	..IND	.....OTH	Cowbell Cyber, Inc.	Ownership	100.000	Zurich Insurance Group Ltd.	NO	11
		00000					Cowbell Cyber Limited	..GBR	.....OTH	Cowbell Cyber, Inc.	Ownership	100.000	Zurich Insurance Group Ltd.	NO	11
		00000					Cowbell Cyber Technologies ULC	..CAN	.....OTH	Cowbell Cyber, Inc.	Ownership	100.000	Zurich Insurance Group Ltd.	NO	11
		00000					Cowbell Insurance Agency Inc.	..CAN	.....OTH	Cowbell Cyber, Inc.	Ownership	100.000	Zurich Insurance Group Ltd.	NO	11
		00000					Cowbell Insurance Agency, LLC	..CA	.....OTH	Cowbell Cyber, Inc.	Ownership	100.000	Zurich Insurance Group Ltd.	NO	11
		00000					Cowbell Managing General Agency Limited	..GBR	.....OTH	Cowbell Cyber, Inc.	Ownership	100.000	Zurich Insurance Group Ltd.	NO	11
		00000					Cowbell Reinsurance Company	..VT	.....OTH	Cowbell Cyber, Inc.	Ownership	100.000	Zurich Insurance Group Ltd.	NO	11
		00000					Cowbell Specialty Insurance Company	..NE	.....OTH	Cowbell Cyber, Inc.	Ownership	100.000	Zurich Insurance Group Ltd.	NO	11
		00000					Cowbell, Inc.	..DE	.....OTH	Cowbell Cyber, Inc.	Ownership	100.000	Zurich Insurance Group Ltd.	NO	11
		00000					CREC (Bloomington) Lender, LLC	..DE	.....OTH	Zurich Structured Finance, Inc.	Ownership	0.000	Zurich Insurance Group Ltd.	NO	11
		00000	87-4778868				CREC (Dallas) Lender, LLC	..DE	.....OTH	Zurich Structured Finance, Inc.	Ownership	100.000	Zurich Insurance Group Ltd.	NO	11
		00000					CREC (Florence), LLC	..DE	.....OTH	ZSF/KY Annex LLC	Ownership	50.000	Zurich Insurance Group Ltd.	NO	11
		00000					CREC (Florence), LLC	..DE	.....OTH	ZSF/Office KY, LLC	Ownership	50.000	Zurich Insurance Group Ltd.	NO	11
		00000					CREC (Las Vegas), LLC	..DE	.....OTH	Zurich Structured Finance, Inc.	Ownership	100.000	Zurich Insurance Group Ltd.	NO	11
		00000					CREC (Sioux Falls) Owner, LLC	..DE	.....OTH	Zurich Structured Finance, Inc.	Ownership	100.000	Zurich Insurance Group Ltd.	NO	11
		00000					CREC (Sioux Falls), LLC	..DE	.....OTH	Zurich Structured Finance, Inc.	Ownership	100.000	Zurich Insurance Group Ltd.	NO	11
		00000					Customer Care Assistance Pty Ltd	..AUS	.....OTH	Customer Care Holdings Pty Ltd	Ownership	100.000	Zurich Insurance Group Ltd.	NO	11
		00000					Customer Care Holdings Pty Ltd	..AUS	.....OTH	Travel Assist Pty Limited	Ownership	100.000	Zurich Insurance Group Ltd.	NO	11

98.4

ANNUAL STATEMENT FOR THE YEAR 2025 OF THE FARMERS INSURANCE OF COLUMBUS, INC.

**SCHEDULE Y**

**PART 1A - DETAILS OF INSURANCE HOLDING COMPANY SYSTEM**

1	2	3	4	5	6	7	8	9	10	11	12	13	14	15	16
Group Code	Group Name	NAIC Company Code	ID Number	Federal RSSD	CIK	Name of Securities Exchange if Publicly Traded (U.S. or International)	Names of Parent, Subsidiaries Or Affiliates	Domiciliary Location	Relationship to Reporting Entity	Directly Controlled by (Name of Entity/Person)	Type of Control (Ownership, Board, Management, Attorney-in-Fact, Influence, Other)	If Control is Ownership Provide Percentage	Ultimate Controlling Entity(ies)/Person(s)	Is an SCA Filing Required? (Yes/No)	*
		00000					Customer Care Pty Ltd	.AUS	OTH	Customer Care Holdings Pty Ltd	Ownership	100.000	Zurich Insurance Group Ltd.	NO	11
		00000					Cyberboxx Cyber Services India Private Limited	.IND	OTH	Boxx Insurance Inc.	Ownership	100.000	Zurich Insurance Group Ltd.	NO	11
		00000					DA Deutsche Allgemeine Versicherung Aktiengesellschaft	.DEU	OTH	Zürich Beteiligungs-Aktiengesellschaft (Deutschland)	Ownership	100.000	Zurich Insurance Group Ltd.	NO	11
		00000	46-4551450				Dallas Office MGP Manager, Inc.	.DE	OTH	Zurich Structured Finance, Inc.	Ownership	100.000	Zurich Insurance Group Ltd.	NO	11
		00000					Dallas Office MGP, LLC	.DE	OTH	Dallas Office MGP Manager, Inc.	Ownership	1.000	Zurich Insurance Group Ltd.	NO	11
		00000					Dallas Office MGP, LLC	.DE	OTH	Zurich Structured Finance, Inc.	Ownership	99.000	Zurich Insurance Group Ltd.	NO	11
		00000					Dallas Tower LP	.DE	OTH	Zurich Structured Finance, Inc.	Ownership	99.000	Zurich Insurance Group Ltd.	NO	11
		00000					Davidson Trahaire Corpsych (Singapore) Pte. Limited	.SGP	OTH	DTC Bidco Pty Ltd	Ownership	100.000	Zurich Insurance Group Ltd.	NO	11
		00000					Davidson Trahaire Corpsych Pty Ltd	.AUS	OTH	Applyhere Pty Ltd	Ownership	35.000	Zurich Insurance Group Ltd.	NO	11
		00000					Davidson Trahaire Corpsych Pty Ltd	.AUS	OTH	Davidson Trahaire Holding Pty Ltd	Ownership	65.000	Zurich Insurance Group Ltd.	NO	11
		00000					Davidson Trahaire Holding Pty Ltd	.AUS	OTH	DTC Australia Pty Ltd	Ownership	100.000	Zurich Insurance Group Ltd.	NO	11
		00000					DB Vita S.A.	.LUX	OTH	Deutscher Herold Aktiengesellschaft	Ownership	25.000	Zurich Insurance Group Ltd.	NO	11
		00000	85-0947856				DEN Industrial 2, LLC	.DE	OTH	Zurich American Insurance Company	Ownership	100.000	Zurich Insurance Group Ltd.	NO	11
		00000	39-4911504				DEN Office 1, LLC	.DE	OTH	American Zurich Insurance Company	Ownership	50.000	Zurich Insurance Group Ltd.	NO	11
		00000					Dentolo Deutschland GmbH	.DEU	OTH	Zürich Beteiligungs-Aktiengesellschaft (Deutschland)	Ownership	100.000	Zurich Insurance Group Ltd.	NO	11
		00000					Deutsche Zurich Pensiones, Entidad Gestora de Fondos de Pens	.ESP	OTH	Zurich Vida, Compania de Seguros y Reaseguros, S.A. - Sociad	Ownership	50.000	Zurich Insurance Group Ltd.	NO	11
		00000					Deutscher Herold Aktiengesellschaft	.DEU	OTH	Zurich Beteiligungs-Aktiengesellschaft (Deutschland)	Ownership	79.826	Zurich Insurance Group Ltd.	NO	11
		00000					Deutscher Pensionsfonds Aktiengesellschaft	.DEU	OTH	Deutscher Herold Aktiengesellschaft	Ownership	74.900	Zurich Insurance Group Ltd.	NO	11
		00000					Deutsches Institut für Altersvorsorge GmbH	.DEU	OTH	Deutscher Herold Aktiengesellschaft	Ownership	22.000	Zurich Insurance Group Ltd.	NO	11
		00000					DIG GmbH	.DEU	OTH	Digital Insurance Group B.V.	Ownership	100.000	Zurich Insurance Group Ltd.	NO	11
		00000					DTC Australia Pty Ltd	.AUS	OTH	DTC Bidco Pty Ltd	Ownership	100.000	Zurich Insurance Group Ltd.	NO	11
		00000					DTC Bidco Pty Ltd	.AUS	OTH	DTC Holdco Pty Ltd	Ownership	100.000	Zurich Insurance Group Ltd.	NO	11
		00000					DTC Holdco Pty Ltd	.AUS	OTH	ASTIS Holdings Limited	Ownership	100.000	Zurich Insurance Group Ltd.	NO	11
		00000					DTC NZ Bidco Limited	.NZL	OTH	DTC Bidco Pty Ltd	Ownership	100.000	Zurich Insurance Group Ltd.	NO	11
		00000					Dunbar Assets Ireland	.IRL	OTH	ZCM Asset Holding Company (Bermuda) Limited	Ownership	0.000	Zurich Insurance Group Ltd.	NO	11
		00000					Dunbar Assets Ireland	.IRL	OTH	Zurich Finance Company Ltd	Ownership	0.037	Zurich Insurance Group Ltd.	NO	11
		00000					Dusfal S.A.	.URY	OTH	Zürich Versicherungs-Gesellschaft AG	Ownership	100.000	Zurich Insurance Group Ltd.	NO	11
		00000					Eagle Star (Leasing) Limited	.GBR	OTH	Zurich Assurance Ltd	Ownership	100.000	Zurich Insurance Group Ltd.	NO	11
		00000					Eagle Star European Life Assurance Company Limited	.IRL	OTH	Zurich Life Assurance plc	Ownership	100.000	Zurich Insurance Group Ltd.	NO	11
		00000					Eagle Star Group Services Limited	.GBR	OTH	Eagle Star Holdings Limited	Ownership	100.000	Zurich Insurance Group Ltd.	NO	11
		00000					Eagle Star Holding Company of Ireland	.IRL	OTH	Zurich Assurance Ltd	Ownership	0.001	Zurich Insurance Group Ltd.	NO	11
		00000					Eagle Star Holding Company of Ireland	.IRL	OTH	Zurich Assurance Ltd	Ownership	99.999	Zurich Insurance Group Ltd.	NO	11
		00000					Eagle Star Holdings Limited	.GBR	OTH	Zurich Financial Services (UKISA) Limited	Ownership	100.000	Zurich Insurance Group Ltd.	YES	11
		00000					EcoHub AG	.CHE	OTH	Zürich Versicherungs-Gesellschaft AG	Ownership	6.164	Zurich Insurance Group Ltd.	NO	11
		00000					Edilspettacolo SRL	.ITA	OTH	Zurich Insurance Company Ltd - Rappresentanza Generale per I	Ownership	35.712	Zurich Insurance Group Ltd.	NO	11
.0212	Zurich U.S. Insurance Pool Group	21326	47-6022701				Empire Fire and Marine Insurance Company	.IL	OTH	Zurich American Insurance Company	Ownership	100.000	Zurich Insurance Group Ltd.	NO	11
.0212	Zurich U.S. Insurance Pool Group	21334	73-6091717				Empire Indemnity Insurance Company	.OK	OTH	Zurich American Insurance Company	Ownership	100.000	Zurich Insurance Group Ltd.	NO	11
		00000					Employee Services Limited	.GBR	OTH	Allied Dunbar Financial Services Limited	Ownership	100.000	Zurich Insurance Group Ltd.	NO	11
		00000					Endsleigh Financial Services Limited	.GBR	OTH	Zurich Holdings (UK) Limited	Ownership	100.000	Zurich Insurance Group Ltd.	NO	11
		00000					Endsleigh Pension Trustee Limited	.GBR	OTH	Zurich Holdings (UK) Limited	Ownership	100.000	Zurich Insurance Group Ltd.	NO	11
		00000					Euclid KY Annex, LP	.DE	OTH	Zurich Structured Finance, Inc.	Ownership	99.000	Zurich Insurance Group Ltd.	NO	11

ANNUAL STATEMENT FOR THE YEAR 2025 OF THE FARMERS INSURANCE OF COLUMBUS, INC.

**SCHEDULE Y**  
**PART 1A - DETAILS OF INSURANCE HOLDING COMPANY SYSTEM**

1	2	3	4	5	6	7	8	9	10	11	12	13	14	15	16
Group Code	Group Name	NAIC Company Code	ID Number	Federal RSSD	CIK	Name of Securities Exchange if Publicly Traded (U.S. or International)	Names of Parent, Subsidiaries Or Affiliates	Domiciliary Location	Relationship to Reporting Entity	Directly Controlled by (Name of Entity/Person)	Type of Control (Ownership, Board, Management, Attorney-in-Fact, Influence, Other)	If Control is Ownership Provide Percentage	Ultimate Controlling Entity(ies)/Person(s)	Is an SCA Filing Required? (Yes/No)	*
		00000					Euclid Office LP	DE	OTH	Zurich Structured Finance, Inc.	Ownership	99.000	Zurich Insurance Group Ltd.	NO	11
		00000					Euroamérica Administradora General de Fondos S.A	CHL	OTH	Chilena Consolidada Seguros de Vida S.A. Zurich Insurance plc Niederlassung fur Deutschland	Ownership	100.000	Zurich Insurance Group Ltd.	NO	11
		00000					Extremus Versicherung-Aktiengesellschaft	DEU	OTH		Ownership	5.000	Zurich Insurance Group Ltd.	NO	11
		00000	45-3561769				Farmers Family Fund	CA	OTH	Farmers Group, Inc.	Ownership	100.000	Zurich Insurance Group Ltd.	NO	7
		00000	95-3003951				Farmers General Insurance Agency, Inc.	RI	OTH	FIG Leasing Co, Inc.	Ownership	100.000	Zurich Insurance Group Ltd.	NO	7
		00000	95-0725935				Farmers Group, Inc.	NV	OTH	Zurich Insurance Group Ltd.	Ownership	12.100	Zurich Insurance Group Ltd.	NO	7
		00000	95-0725935				Farmers Group, Inc.	NV	OTH	Zurich Versicherungs-Gesellschaft AG	Ownership	87.900	Zurich Insurance Group Ltd.	NO	7
.0212	Zurich Ins Group	00000	46-4261000				Farmers Life Insurance Company of New York	NY	OTH	Farmers New World Life Insurance Company	Ownership	100.000	Zurich Insurance Group Ltd.	NO	11
.0212	Zurich Ins Group	63177	91-0335750				Farmers New World Life Insurance Company	WA	OTH	Farmers Group, Inc.	Ownership	100.000	Zurich Insurance Group Ltd.	NO	7
.0212	Zurich Ins Group	10873	95-4650862				Farmers Reinsurance Company	CA	OTH	Farmers Group, Inc.	Ownership	100.000	Zurich Insurance Group Ltd.	NO	7
		00000					Farmers Services Corporation	NV	OTH	Farmers Group, Inc.	Ownership	100.000	Zurich Insurance Group Ltd.	NO	7
		00000					Farmers Underwriters Association	CA	OTH	Farmers Group, Inc.	Ownership	100.000	Zurich Insurance Group Ltd.	NO	7
.0212	Zurich U.S. Insurance Pool Group	39306	13-3046577				Fidelity and Deposit Company of Maryland	IL	OTH	Zurich American Insurance Company	Ownership	100.000	Zurich Insurance Group Ltd.	NO	11
		00000					FIG Holding Company	CA	OTH	Farmers Group, Inc.	Ownership	100.000	Zurich Insurance Group Ltd.	NO	7
		00000					FIG Leasing Co., Inc.	CA	OTH	Farmers Group, Inc.	Ownership	100.000	Zurich Insurance Group Ltd.	NO	7
		00000	95-2670247				Fire Underwriters Association	CA	OTH	Farmers Group, Inc.	Ownership	100.000	Zurich Insurance Group Ltd.	NO	7
		00000					Fitsense Insurance Services Pty Ltd	AUS	OTH	Travel Assist Pty Limited	Ownership	100.000	Zurich Insurance Group Ltd.	NO	11
		00000					For Care S.p.A.	ITA	OTH	Zurich Investments Life S.p.A.	Ownership	100.000	Zurich Insurance Group Ltd.	NO	11
		00000					Futuro de Bolivia S.A. Administradora de Fondos de Pensiones	BOL	OTH	Zurich Boliviana Seguros Personales S.A.	Ownership	8.422	Zurich Insurance Group Ltd.	NO	11
		00000					Futuro de Bolivia S.A. Administradora de Fondos de Pensiones	BOL	OTH	Zurich South America Invest AB	Ownership	71.578	Zurich Insurance Group Ltd.	NO	11
		00000	83-1572480				FX Insurance Agency Hawaii, LLC	HI	OTH	FIG Leasing Co., Inc.	Ownership	100.000	Zurich Insurance Group Ltd.	NO	7
		00000	35-2281892				FX Insurance Agency, LLC	DE	OTH	FIG Leasing Co., Inc.	Ownership	100.000	Zurich Insurance Group Ltd.	NO	11
		00000					General Surety & Guarantee Co Limited	GBR	OTH	Zurich Insurance Company (U.K.) Limited	Ownership	100.000	Zurich Insurance Group Ltd.	NO	11
		00000					Groewood Property Holdings Limited	GBR	OTH	Eagle Star Holdings Limited	Ownership	100.000	Zurich Insurance Group Ltd.	NO	11
		00000					H4B Humboldthafen Einheitsgesellschaft GmbH&Co.KG	DEU	OTH	REX-ZDHL S.C.S. SICAV-SIF	Ownership	94.900	Zurich Insurance Group Ltd.	NO	11
		00000					Halo Holdco Limited	GBR	OTH	Cover-More Australia Pty Ltd	Ownership	100.000	Zurich Insurance Group Ltd.	NO	11
		00000					Halo Holdco Limited	GBR	OTH	Zürich Versicherungs-Gesellschaft AG	Ownership	0.000	Zurich Insurance Group Ltd.	NO	11
		00000					Halo Insurance Services Limited	GBR	OTH	Halo Holdco Limited	Ownership	100.000	Zurich Insurance Group Ltd.	NO	11
		00000					Halo Insurance Services Pty Ltd	AUS	OTH	Halo Insurance Services Limited	Ownership	100.000	Zurich Insurance Group Ltd.	NO	11
		00000					Hawkcentral Limited	GBR	OTH	Zurich Assurance Ltd	Ownership	100.000	Zurich Insurance Group Ltd.	NO	11
		00000					Healthinsite Proprietary Limited	ZAF	OTH	Zürich Versicherungs-Gesellschaft AG	Ownership	100.000	Zurich Insurance Group Ltd.	NO	11
		00000					Healthlogix Pty Ltd	AUS	OTH	Insite Holdings Pty Ltd	Ownership	100.000	Zurich Insurance Group Ltd.	NO	11
		00000					Healthlogix Tecnologia Eireli	BRA	OTH	Healthlogix Pty Ltd	Ownership	100.000	Zurich Insurance Group Ltd.	NO	11
		00000					Herengracht Investments B.V	DEU	OTH	RE Curve Holding B.V.	Ownership	100.000	Zurich Insurance Group Ltd.	NO	11
		00000					Hestia Arroyomolinos S.L.U.	ESP	OTH	REX-SPAIN-ZDHL S.L.	Ownership	100.000	Zurich Insurance Group Ltd.	NO	11
		00000					Hestia Móstoles S.L.U.	ESP	OTH	REX-SPAIN-ZDHL S.L.	Ownership	100.000	Zurich Insurance Group Ltd.	NO	11
		00000	46-2975161				HOU IND 1, LLC	DE	OTH	Zurich American Insurance Company	Ownership	100.000	Zurich Insurance Group Ltd.	NO	11
		00000	46-2984834				HOU IND 2, LLC	DE	OTH	Zurich American Insurance Company	Ownership	100.000	Zurich Insurance Group Ltd.	NO	11
		00000	36-4912511				HOU IND 3, LLC	DE	OTH	Zurich American Insurance Company	Ownership	100.000	Zurich Insurance Group Ltd.	NO	11
		00000					Icen Risk B.V.	NLD	OTH	Nexit 2018 Limited	Ownership	100.000	Zurich Insurance Group Ltd.	NO	11
		00000					Icen Risk B.V.	ITA	OTH	Icen Risk B.V.	Ownership	100.000	Zurich Insurance Group Ltd.	NO	11
		00000					Icen Risk B.V. (Italian Branch)	ITA	OTH	Nexit 2018 Limited	Ownership	100.000	Zurich Insurance Group Ltd.	NO	11
		00000					Icen Risk GmbH	AUS	OTH	Nexit 2018 Limited	Ownership	100.000	Zurich Insurance Group Ltd.	NO	11
		00000					Icen Risk Limited	GBR	OTH	Nexit 2018 Limited	Ownership	100.000	Zurich Insurance Group Ltd.	NO	11
		00000					Independence Center Realty L.P.	DE	OTH	Philadelphia Investor, LLC	Ownership	89.000	Zurich Insurance Group Ltd.	NO	11

ANNUAL STATEMENT FOR THE YEAR 2025 OF THE FARMERS INSURANCE OF COLUMBUS, INC.

**SCHEDULE Y**  
**PART 1A - DETAILS OF INSURANCE HOLDING COMPANY SYSTEM**

1	2	3	4	5	6	7	8	9	10	11	12	13	14	15	16
Group Code	Group Name	NAIC Company Code	ID Number	Federal RSSD	CIK	Name of Securities Exchange if Publicly Traded (U.S. or International)	Names of Parent, Subsidiaries Or Affiliates	Domi-ciliary Location	Relation-ship to Reporting Entity	Directly Controlled by (Name of Entity/Person)	Type of Control (Ownership, Board, Management, Attorney-in-Fact, Influence, Other)	If Control is Ownership Provide Percentage	Ultimate Controlling Entity(ies)/Person(s)	Is an SCA Filing Re-quired? (Yes/No)	*
		00000	52-1772195				INNATE, Inc.	.DC.	OTH.	Cover-More Holdings USA Inc.	Ownership	100.000	Zurich Insurance Group Ltd.	NO	11
		00000					Insite Holdings Pty Ltd	.AUS.	OTH.	Zürich Versicherungs-Gesellschaft AG	Ownership	100.000	Zurich Insurance Group Ltd.	NO	11
		00000					INTEGRA Versicherungsdienst GmbH	.AUT.	OTH.	Zürich Versicherungs-Aktiengesellschaft	Ownership	100.000	Zurich Insurance Group Ltd.	NO	11
		00000					Intelligent Technologies OÜ	.EST.	OTH.	Zürich Versicherungs-Gesellschaft AG	Ownership	100.000	Zurich Insurance Group Ltd.	NO	11
		00000					International Travel Assistance S.A.	.PAN.	OTH.	Zürich Versicherungs-Gesellschaft AG	Ownership	55.000	Zurich Insurance Group Ltd.	NO	11
		00000					Inversiones Suizo Chilena S.A.	.CHL.	OTH.	Inversiones Suizo-Argentina S.A.	Ownership	0.001	Zurich Insurance Group Ltd.	NO	11
		00000					Inversiones Suizo Chilena S.A.	.CHL.	OTH.	Zurich Versicherungs-Gesellschaft AG	Ownership	99.999	Zurich Insurance Group Ltd.	NO	11
										Zurich Lebensversicherungs-Gesellschaft AG					
		00000					Inversiones Suizo-Argentina S.A.	.ARG.	OTH.		Ownership	5.004	Zurich Insurance Group Ltd.	NO	11
		00000					Inversiones Suizo-Argentina S.A.	.ARG.	OTH.	Zurich Versicherungs-Gesellschaft AG	Ownership	94.996	Zurich Insurance Group Ltd.	NO	11
		00000					Inversiones ZS America Dos Limitada	.CHL.	OTH.	Inversiones ZS America SpA	Ownership	100.000	Zurich Insurance Group Ltd.	NO	11
		00000					Inversiones ZS America SpA	.CHL.	OTH.	Zurich Santander Insurance America, S.L.	Ownership	100.000	Zurich Insurance Group Ltd.	NO	11
		00000					Inversiones ZS America Tres SpA	.CHL.	OTH.	Zurich Santander Insurance America, S.L.	Ownership	100.000	Zurich Insurance Group Ltd.	NO	11
		00000					Irish National Insurance Company p.l.c.	.IRL.	OTH.	Zurich Insurance plc	Ownership	100.000	Zurich Insurance Group Ltd.	NO	11
		00000					Karvat Cover-More Assist. Pvt Ltd.	.IND.	OTH.	Cover-More Asia Pte. Ltd	Ownership	100.000	Zurich Insurance Group Ltd.	NO	11
		00000					Kennet Road 1 UK Limited	.GBR.	OTH.	Zurich Assurance Ltd	Ownership	100.000	Zurich Insurance Group Ltd.	NO	11
		00000					Kennet Road 2 UK Limited	.GBR.	OTH.	Zurich Assurance Ltd	Ownership	100.000	Zurich Insurance Group Ltd.	NO	11
		00000					Klare Corredora de Seguros S.A.	.CHL.	OTH.	Zurich Insurance Mobile Solutions AG	Ownership	49.900	Zurich Insurance Group Ltd.	NO	11
		00000					Komparu B.V.	.NLD.	OTH.	Digital Insurance Group B.V.	Ownership	100.000	Zurich Insurance Group Ltd.	NO	11
		00000					Kono Insurance Limited	.HKG.	OTH.	Zurich Versicherungs-Gesellschaft AG	Ownership	100.000	Zurich Insurance Group Ltd.	NO	11
		00000	38-2336672				Kraft Lake Insurance Agency, Inc.	.MI.	OTH.	FIG Leasing Co, Inc.	Ownership	100.000	Zurich Insurance Group Ltd.	NO	11
		00000	88-1615240				LA Apt. 1, LLC	.DE.	OTH.	Zurich American Insurance Company	Ownership	100.000	Zurich Insurance Group Ltd.	NO	11
		00000	36-4877375				LA Industrial 1, LLC	.DE.	OTH.	Zurich American Insurance Company	Ownership	100.000	Zurich Insurance Group Ltd.	NO	11
		00000	88-3063378				LA Industrial 4, LLC	.DE.	OTH.	Zurich American Insurance Company	Ownership	100.000	Zurich Insurance Group Ltd.	NO	11
		00000	47-1325180				LA Retail 1 LLC	.DE.	OTH.	Zurich American Insurance Company	Ownership	100.000	Zurich Insurance Group Ltd.	NO	11
		00000	39-1611328				Livetravel Inc.	.WI.	OTH.	Zurich Cover-More Global Travel, Inc.	Ownership	100.000	Zurich Insurance Group Ltd.	NO	11
		00000					Manon Vision Co., Ltd.	.THA.	OTH.	Centre Solutions (Bermuda) Limited	Ownership	0.001	Zurich Insurance Group Ltd.	NO	11
		00000					Manon Vision Co., Ltd.	.THA.	OTH.	Zurich Finance Company Ltd	Ownership	0.001	Zurich Insurance Group Ltd.	NO	11
		00000					Manon Vision Co., Ltd.	.THA.	OTH.	Zurich Versicherungs-Gesellschaft AG	Ownership	99.999	Zurich Insurance Group Ltd.	NO	11
		00000					Mapfre Yasam Sigorta A.S.	.TUR.	OTH.	Zurich Sigorta A.S.	Ownership	99.778	Zurich Insurance Group Ltd.	NO	11
		00000					MEATPACKING B.V.	.NLD.	OTH.	Rock Inne Vastgoed B.V.	Ownership	100.000	Zurich Insurance Group Ltd.	NO	11
		00000					Medidata AG	.CHE.	OTH.	Zurich Versicherungs-Gesellschaft AG	Ownership	8.852	Zurich Insurance Group Ltd.	NO	11
		00000	30-0947450				MIAMI INDUSTRIAL 1, LLC	.DE.	OTH.	Zurich American Insurance Company	Ownership	100.000	Zurich Insurance Group Ltd.	NO	11
		00000	38-4002060				Miami Office 2, LLC	.DE.	OTH.	Zurich American Insurance Company	Ownership	100.000	Zurich Insurance Group Ltd.	NO	11
		00000	35-2567170				MIAMI OFFICE 3, LLC	.DE.	OTH.	Zurich American Insurance Company	Ownership	100.000	Zurich Insurance Group Ltd.	NO	11
		00000	61-1852255				Miami Retail 1, LLC	.DE.	OTH.	Zurich American Insurance Company	Ownership	100.000	Zurich Insurance Group Ltd.	NO	11
		00000					Minas Brasil Promotora de Servicos S/A	.BRA.	OTH.	Zurich Minas Brasil Seguros S.A.	Ownership	100.000	Zurich Insurance Group Ltd.	NO	11
		00000	30-1003542				MSP APT 1, LLC	.DE.	OTH.	Zurich American Insurance Company	Ownership	100.000	Zurich Insurance Group Ltd.	NO	11
		00000	87-1630047				Nashville Apt. 1, LLC	.DE.	OTH.	Zurich American Insurance Company	Ownership	0.000	Zurich Insurance Group Ltd.	NO	11
		00000	30-1004249				Nashville Office 1, LLC	.DE.	OTH.	Zurich American Insurance Company	Ownership	100.000	Zurich Insurance Group Ltd.	NO	11
		00000					Navigators and General Insurance Company Limited	.GBR.	OTH.	Zurich Insurance plc	Ownership	100.000	Zurich Insurance Group Ltd.	NO	11
		00000					Nearheath Limited	.GBR.	OTH.	Zurich Assurance Ltd	Ownership	100.000	Zurich Insurance Group Ltd.	NO	11
		00000					Nexit 2018 Limited	.GBR.	OTH.	Zürich Versicherungs-Gesellschaft AG	Ownership	48.973	Zurich Insurance Group Ltd.	NO	11
		00000	30-1071415				NY Industrial 1, LLC	.DE.	OTH.	Zurich American Insurance Company	Ownership	100.000	Zurich Insurance Group Ltd.	NO	11
		00000					Oak Underwriting plc	.GBR.	OTH.	Zurich Holdings (UK) Limited	Ownership	100.000	Zurich Insurance Group Ltd.	NO	11
										Zurich Financial Services Australia Limited					
		00000					OnePath General Insurance Pty Limited	.AUS.	OTH.		Ownership	100.000	Zurich Insurance Group Ltd.	NO	11

ANNUAL STATEMENT FOR THE YEAR 2025 OF THE FARMERS INSURANCE OF COLUMBUS, INC.

**SCHEDULE Y**  
**PART 1A - DETAILS OF INSURANCE HOLDING COMPANY SYSTEM**

1	2	3	4	5	6	7	8	9	10	11	12	13	14	15	16
Group Code	Group Name	NAIC Company Code	ID Number	Federal RSSD	CIK	Name of Securities Exchange if Publicly Traded (U.S. or International)	Names of Parent, Subsidiaries Or Affiliates	Domi-ciliary Location	Relation-ship to Reporting Entity	Directly Controlled by (Name of Entity/Person)	Type of Control (Ownership, Board, Management, Attorney-in-Fact, Influence, Other)	If Control is Ownership Provide Percentage	Ultimate Controlling Entity(ies)/Person(s)	Is an SCA Filing Re-quired? (Yes/No)	*
		00000					OnePath Life Australia Holdings Pty Ltd	.AUS	OTH	Zurich Financial Services Australia Limited	Ownership	100.000	Zurich Insurance Group Ltd	NO	11
		00000					OnePath Life Limited	.AUS	OTH	OnePath Life Australia Holdings Pty Ltd	Ownership	100.000	Zurich Insurance Group Ltd	NO	11
		00000					Onsi Australia Pty Ltd	.AUS	OTH	Collective Group Holdings Limited	Ownership	100.000	Zurich Insurance Group Ltd	NO	11
		00000					Orange Stone Company	.IRL	OTH	Zurich Finance Company AG	Ownership	100.000	Zurich Insurance Group Ltd	NO	11
		00000					Orion Rechtsschutz-Versicherung AG	.CHE	OTH	Zurich Versicherungs-Gesellschaft AG	Ownership	78.000	Zurich Insurance Group Ltd	NO	11
		00000					Parcelgate Limited	.GBR	OTH	Zurich Assurance Ltd	Ownership	100.000	Zurich Insurance Group Ltd	NO	11
		00000					Perils AG	.CHE	OTH	Zurich Versicherungs-Gesellschaft AG	Ownership	11.111	Zurich Insurance Group Ltd	NO	11
		00000					Perunsel S.A.	.URY	OTH	Zürich Versicherungs-Gesellschaft AG	Ownership	60.000	Zurich Insurance Group Ltd	NO	11
		00000					PFS Pension Fund Services AG	.CHE	OTH	Zürich Versicherungs-Gesellschaft AG	Ownership	18.433	Zurich Insurance Group Ltd	NO	11
		00000	35-2553880				Philly Office 1, LLC	.DE	OTH	Zurich American Insurance Company	Ownership	100.000	Zurich Insurance Group Ltd	NO	11
		00000	87-1553300				Philly Office Land, LLC	.DE	OTH	Zurich American Insurance Company	Ownership	100.000	Zurich Insurance Group Ltd	NO	11
		00000	47-1392591				POR Apt 1, LLC	.DE	OTH	Zurich American Insurance Company	Ownership	100.000	Zurich Insurance Group Ltd	NO	11
		00000	47-4067157				POR Apt 2, LLC	.DE	OTH	Zurich American Insurance Company	Ownership	100.000	Zurich Insurance Group Ltd	NO	11
		00000					Prime Corporate Psychology Pty Ltd	.AUS	OTH	DTC Bidco Pty Ltd	Ownership	100.000	Zurich Insurance Group Ltd	NO	11
		00000					Protektor Lebensversicherungs-AG	.DEU	OTH	Zurich Deutscher Herold Lebensversicherung Aktiengesellschaft	Ownership	5.158	Zurich Insurance Group Ltd	NO	11
		00000					PT Asuransi Adira Dinamika Tbk	.IDN	OTH	Zürich Versicherungs-Gesellschaft AG	Ownership	98.488	Zurich Insurance Group Ltd	NO	11
		00000	AA-5360007				PT Zurich Insurance Indonesia	.IDN	OTH	Zürich Rückversicherungs-Gesellschaft AG	Ownership	1.569	Zurich Insurance Group Ltd	NO	11
		00000	AA-5360007				PT Zurich Insurance Indonesia	.IDN	OTH	Zurich Versicherungs-Gesellschaft AG	Ownership	97.091	Zurich Insurance Group Ltd	NO	11
		00000					PT Zurich Topas Life	.IDN	OTH	Zurich Versicherungs-Gesellschaft AG	Ownership	80.000	Zurich Insurance Group Ltd	NO	11
		00000					Qover	.BEL	OTH	Zürich Versicherungs-Gesellschaft AG	Ownership	21.260	Zurich Insurance Group Ltd	NO	11
		00000	88-3031830				Raleigh Office 2, LLC	.DE	OTH	Farmers New World Life Insurance Company	Ownership	100.000	Zurich Insurance Group Ltd	NO	11
		00000					RE Curve Holding B.V.	.DEU	OTH	Zurich Deutscher Herold Lebensversicherung Aktiengesellschaft	Ownership	100.000	Zurich Insurance Group Ltd	NO	11
		00000					Real Garant Espana S.L.	.ESP	OTH	Real Garant GmbH Garantiesysteme	Ownership	100.000	Zurich Insurance Group Ltd	NO	11
		00000					Real Garant GmbH Garantiesysteme	.DEU	OTH	Real Garant Versicherung Aktiengesellschaft	Ownership	100.000	Zurich Insurance Group Ltd	NO	11
		00000					Real Garant Versicherung Aktiengesellschaft	.DEU	OTH	Zurich Beteiligungs-Aktiengesellschaft (Deutschland)	Ownership	100.000	Zurich Insurance Group Ltd	NO	11
		00000					REX Baume S.C.I	.FRA	OTH	REX Holding France	Ownership	100.000	Zurich Insurance Group Ltd	NO	11
		00000					REX Holding France	.FRA	OTH	REX OPPCI Fonds	Ownership	100.000	Zurich Insurance Group Ltd	NO	11
		00000					REX Holding S.a.r.l.	.LUX	OTH	REX-ZDHL S.C.S. SICAV-SIF	Ownership	100.000	Zurich Insurance Group Ltd	NO	11
		00000					REX Mauchamps	.FRA	OTH	REX Holding France	Ownership	100.000	Zurich Insurance Group Ltd	NO	11
		00000					REX Vilette	.FRA	OTH	REX Holding France	Ownership	0.000	Zurich Insurance Group Ltd	NO	11
		00000					REX-Aurea-ZDHL S.C.S.	.LUX	OTH	REX-ZDHL GP S.à r.l.	Ownership	100.000	Zurich Insurance Group Ltd	NO	11
		00000					REX-De Baak B.V.	.NLD	OTH	REX Holding S.à r.l.	Ownership	100.000	Zurich Insurance Group Ltd	NO	11
		00000					REX-Germany-ZDHL S.C.S	.LUX	OTH	REX-ZDHL S.C.S. SICAV-SIF	Ownership	95.240	Zurich Insurance Group Ltd	NO	11
		00000					REX-Humboldtthafen Verwaltungs GmbH	.DEU	OTH	REX-ZDHL S.C.S. SICAV-SIF	Ownership	100.000	Zurich Insurance Group Ltd	NO	11
		00000					REX-Spain-ZDHL S.L.	.ESP	OTH	Zurich Deutscher Herold Lebensversicherung Aktiengesellschaft	Ownership	100.000	Zurich Insurance Group Ltd	NO	11
		00000					REX-The East S.à.r.l	.LUX	OTH	REX-ZDHL S.C.S. SICAV-SIF	Ownership	94.800	Zurich Insurance Group Ltd	NO	11
		00000					REX-ZDHL GP S.a.r.l.	.LUX	OTH	Zurich Deutscher Herold Lebensversicherung Aktiengesellschaft	Ownership	100.000	Zurich Insurance Group Ltd	NO	11
		00000					REX-ZDHL S.C.S. SICAV-SIF	.LUX	OTH	Zurich Deutscher Herold Lebensversicherung Aktiengesellschaft	Ownership	100.000	Zurich Insurance Group Ltd	NO	11
		00000					Rock Inne Vastgoed B.V.	.NLD	OTH	REX Holding S.à r.l.	Ownership	100.000	Zurich Insurance Group Ltd	YES	11
		00000					Rokin 21 B.V.	.NLD	OTH	Roxana Vastgoed B.V.	Ownership	100.000	Zurich Insurance Group Ltd	NO	11
		00000					Rokin 49 B.V.	.NLD	OTH	Rock Inne Vastgoed B.V.	Ownership	100.000	Zurich Insurance Group Ltd	NO	11
		00000					Roxana Vastgoed B.V.	.NLD	OTH	REX Holding S.à r.l.	Ownership	100.000	Zurich Insurance Group Ltd	NO	11

886

ANNUAL STATEMENT FOR THE YEAR 2025 OF THE FARMERS INSURANCE OF COLUMBUS, INC.

**SCHEDULE Y**  
**PART 1A - DETAILS OF INSURANCE HOLDING COMPANY SYSTEM**

1	2	3	4	5	6	7	8	9	10	11	12	13	14	15	16
Group Code	Group Name	NAIC Company Code	ID Number	Federal RSSD	CIK	Name of Securities Exchange if Publicly Traded (U.S. or International)	Names of Parent, Subsidiaries Or Affiliates	Domi-ciliary Location	Relation-ship to Reporting Entity	Directly Controlled by (Name of Entity/Person)	Type of Control (Ownership, Board, Management, Attorney-in-Fact, Influence, Other)	If Control is Ownership Provide Percentage	Ultimate Controlling Entity(ies)/Person(s)	Is an SCA Filing Re-quired? (Yes/No)	*
.0212	Zurich Ins Group	39039	41-1375004				Rural Community Insurance Company	.MN.	OTH.	Zurich American Insurance Company	Ownership	100.000	Zurich Insurance Group Ltd.	NO	11
		00000	61-1791237				San Diego Retail 1, LLC	.DE.	OTH.	Zurich American Insurance Company	Ownership	100.000	Zurich Insurance Group Ltd.	NO	11
		00000					Santander Rio Seguros S.A.	.ARG.	OTH.	Inversiones ZS America SpA	Ownership	4.000	Zurich Insurance Group Ltd.	NO	11
		00000					Santander Rio Seguros S.A.	.ARG.	OTH.	Zurich Santander Insurance America, S.L.	Ownership	96.000	Zurich Insurance Group Ltd.	NO	11
		00000					Santander Seguros Sociedad Anónima	.URY.	OTH.	Zurich Santander Insurance America, S.L. Branch)	Ownership	100.000	Zurich Insurance Group Ltd.	NO	11
		00000					Saudi National Insurance Company	.BHR.	OTH.	Zurich Insurance Company Ltd (Bahrain	Ownership	5.000	Zurich Insurance Group Ltd.	NO	11
		00000	46-3060914				SEA APARTMENT 2, LLC	.DE.	OTH.	Zurich American Insurance Company	Ownership	100.000	Zurich Insurance Group Ltd.	NO	11
		00000					Serviaide, S.A. - Sociedad Unipersonal	.ESP.	OTH.	AIDE Asistencia Seguros y Reaseguros, S.A. - Sociedad Uniper	Ownership	100.000	Zurich Insurance Group Ltd.	NO	11
		00000					Servizurich S.A. - Sociedad Unipersonal	.ESP.	OTH.	Zurich Insurance plc, Sucursal en Espana	Ownership	100.000	Zurich Insurance Group Ltd.	NO	11
		00000	47-1153493				SF Apt 1, LLC	.DE.	OTH.	Zurich American Insurance Company	Ownership	100.000	Zurich Insurance Group Ltd.	NO	11
		00000	45-1302494				SpearTip, LLC	.IL.	OTH.	Zurich Holding Company of America, Inc.	Ownership	100.000	Zurich Insurance Group Ltd.	NO	11
		00000					Speigelhof Vastgoed B.V.	.DEU.	OTH.	RE Curve Holding B.V.	Ownership	100.000	Zurich Insurance Group Ltd.	NO	11
		00000					Springboard Health and Performance Pty Ltd	.AUS.	OTH.	DTC Bidco Pty Ltd	Ownership	100.000	Zurich Insurance Group Ltd.	NO	11
		00000					Springworks International AB	.SWE.	OTH.	autoSense AG	Ownership	50.000	Zurich Insurance Group Ltd.	NO	11
.0212	Zurich U.S. Insurance Pool Group	26387	52-0981481				Steadfast Insurance Company	.IL.	OTH.	Zurich American Insurance Company	Ownership	100.000	Zurich Insurance Group Ltd.	NO	11
		00000					Stratos Limited	.NZL.	OTH.	DTC NZ Bidco Limited	Ownership	100.000	Zurich Insurance Group Ltd.	NO	11
		00000					Swiss Insurance Management (Hong Kong) Limited	.HKG.	OTH.	Zurich Services (Hong Kong) Limited	Ownership	0.495	Zurich Insurance Group Ltd.	NO	11
		00000					Swiss Insurance Management (Hong Kong) Limited	.HKG.	OTH.	Zurich Insurance Holdings (Hong Kong) Limited	Ownership	99.505	Zurich Insurance Group Ltd.	NO	11
		00000					TDG Tele Dienste GmbH	.DEU.	OTH.	Zurich Beteiligungs-Aktiengesellschaft (Deutschland)	Ownership	100.000	Zurich Insurance Group Ltd.	NO	11
		00000					Tennyson Insurance Limited	.GBR.	OTH.	Zurich Holdings (UK) Limited	Ownership	100.000	Zurich Insurance Group Ltd.	NO	11
		00000					TGG Real Estate Holdings LLC	.DE.	OTH.	Zurich Cover-More Global Travel, Inc.	Ownership	100.000	Zurich Insurance Group Ltd.	NO	11
		00000					The Liverpool Reversionary Company Limited	.GBR.	OTH.	Zurich Legacy Solutions Services (UK) Limited	Ownership	100.000	Zurich Insurance Group Ltd.	NO	11
		00000	36-3839542				The Zurich Services Corporation	.IL.	OTH.	Zurich Holding Company of America, Inc.	Ownership	100.000	Zurich Insurance Group Ltd.	NO	11
		00000					TopReport Schadenbesichtigungs GmbH	.AUT.	OTH.	Zurich Versicherungs-Aktiengesellschaft	Ownership	14.286	Zurich Insurance Group Ltd.	NO	11
		00000					Travel Ace Chile S.A.	.CHL.	OTH.	Travel Ace Internacional de Servicios S.A.	Ownership	1.000	Zurich Insurance Group Ltd.	NO	11
		00000					Travel Ace Chile S.A.	.CHL.	OTH.	Zürich Versicherungs-Gesellschaft AG	Ownership	99.000	Zurich Insurance Group Ltd.	NO	11
		00000					Travel Ace Internacional de Servicios S.A.	.URY.	OTH.	Zürich Versicherungs-Gesellschaft AG	Ownership	100.000	Zurich Insurance Group Ltd.	NO	11
		00000					Travel Assist Pty Limited	.AUS.	OTH.	ASTIS Holdings Limited	Ownership	100.000	Zurich Insurance Group Ltd.	NO	11
		00000					Travel Guard Americas LLC	.WI.	OTH.	Zurich Cover-More Global Travel, Inc.	Ownership	100.000	Zurich Insurance Group Ltd.	NO	11
		00000	13-2978727				Travel Guard Assist, Inc.	.DE.	OTH.	Zurich Cover-More Global Travel, Inc.	Ownership	100.000	Zurich Insurance Group Ltd.	NO	11
		00000					Travel Guard EMEA Limited	.GBR.	OTH.	Zurich Cover-More Global Travel, Inc.	Ownership	100.000	Zurich Insurance Group Ltd.	NO	11
		00000					Travel Guard Group Canada, Inc.	.CAN.	OTH.	Zurich Cover-More Global Travel, Inc.	Ownership	100.000	Zurich Insurance Group Ltd.	NO	11
		00000	39-1788198				Travel Guard Group, Inc.	.WI.	OTH.	Zurich Cover-More Global Travel, Inc.	Ownership	100.000	Zurich Insurance Group Ltd.	NO	11
		00000					Travel Insurance Partners Pty Ltd	.AUS.	OTH.	Travel Assist Pty Limited	Ownership	100.000	Zurich Insurance Group Ltd.	NO	11
		00000					Travel Insurance Services Canada Inc.	.CAN.	OTH.	World Travel Protection Canada Inc.	Ownership	100.000	Zurich Insurance Group Ltd.	NO	11
		00000					Travellex Insurance Services Limited	.DE.	OTH.	Cover-More Holdings USA Inc.	Ownership	100.000	Zurich Insurance Group Ltd.	NO	11
		00000	95-2670330				Truck Underwriters Association	.CA.	OTH.	Farmers Group, Inc.	Ownership	100.000	Zurich Insurance Group Ltd.	NO	7
		00000					Turegum Immobilien AG	.CHE.	OTH.	Zurich Versicherungs-Gesellschaft AG	Ownership	100.000	Zurich Insurance Group Ltd.	NO	11
		00000					UA Assistance S.A. de C.V.	.MEX.	OTH.	Travel Ace Internacional de Servicios S.A.	Ownership	0.000	Zurich Insurance Group Ltd.	NO	11
		00000					UA Assistance S.A. de C.V.	.MEX.	OTH.	Zürich Versicherungs-Gesellschaft AG	Ownership	100.000	Zurich Insurance Group Ltd.	NO	11
		00000					Universal Assistance S.A.U	.ARG.	OTH.	Zürich Versicherungs-Gesellschaft AG	Ownership	100.000	Zurich Insurance Group Ltd.	YES	11

ANNUAL STATEMENT FOR THE YEAR 2025 OF THE FARMERS INSURANCE OF COLUMBUS, INC.

**SCHEDULE Y**  
**PART 1A - DETAILS OF INSURANCE HOLDING COMPANY SYSTEM**

1	2	3	4	5	6	7	8	9	10	11	12	13	14	15	16
Group Code	Group Name	NAIC Company Code	ID Number	Federal RSSD	CIK	Name of Securities Exchange if Publicly Traded (U.S. or International)	Names of Parent, Subsidiaries Or Affiliates	Domi-ciliary Location	Relation-ship to Reporting Entity	Directly Controlled by (Name of Entity/Person)	Type of Control (Ownership, Board, Management, Attorney-in-Fact, Influence, Other)	If Control is Ownership Provide Percentage	Ultimate Controlling Entity(ies)/Person(s)	Is an SCA Filing Re-quired? (Yes/No)	*
		00000					Universal Assistance Chile S.A.	.CHL	OTH	Zürich Versicherungs-Gesellschaft AG Travel Ace Internacional de Servicios S.A.	Ownership	99.985	Zurich Insurance Group Ltd.	NO	11
		00000					Universal Assistance Chile S.A.	.CHL	OTH		Ownership	0.015	Zurich Insurance Group Ltd.	NO	11
		00000					Universal Assistance S.A.	.URY	OTH	Zürich Versicherungs-Gesellschaft AG	Ownership	100.000	Zurich Insurance Group Ltd.	NO	11
		00000					Universal Travel Assistance S.A.S.	.COL	OTH	Zürich Versicherungs-Gesellschaft AG	Ownership	100.000	Zurich Insurance Group Ltd.	NO	11
.0212	Zurich U.S. Insurance Pool Group	41181	43-1249228				Universal Underwriters Insurance Company Universal Underwriters of Texas Insurance Company	.IL	OTH	Zurich American Insurance Company	Ownership	100.000	Zurich Insurance Group Ltd.	NO	11
.0212	Zurich U.S. Insurance Pool Group	40843	36-3139101				Universal Underwriters Service Corporation	.IL	OTH	Universal Underwriters Insurance Company	Ownership	100.000	Zurich Insurance Group Ltd.	NO	11
		00000	43-1269296				Univiversal Assistance Inc.	.MO	OTH	Zurich Holding Company of America, Inc.	Ownership	100.000	Zurich Insurance Group Ltd.	NO	11
		00000	65-0917511				Vehicle Dealer Solutions, Inc.	.FL	OTH	Universal Assistance S.A.	Ownership	0.000	Zurich Insurance Group Ltd.	NO	11
		00000	26-1282208				Western Star Insurance Services, Inc.	.FL	OTH	Zurich Holding Company of America, Inc.	Ownership	100.000	Zurich Insurance Group Ltd.	NO	11
		00000	74-1593853				Wohnen H3B Humboldtthafen GmbH&Co.KG	.TX	OTH	FIG Leasing Co, Inc.	Ownership	100.000	Zurich Insurance Group Ltd.	NO	7
		00000					World Travel Protection Canada Inc.	.DEU	OTH	REX-ZDHL S.C.S. SICAV-SIF	Ownership	94.900	Zurich Insurance Group Ltd.	NO	11
		00000					Z flex Gesellschaft fur Personaldienstleistungen mbH	.CAN	OTH	Zurich Canadian Holdings Limited	Ownership	100.000	Zurich Insurance Group Ltd.	NO	11
		00000	20-3537353				ZCM (U.S.) Limited	.DEU	OTH	Zurich Betheiligungs-Aktiengesellschaft (Deutschland)	Ownership	100.000	Zurich Insurance Group Ltd.	NO	11
		00000					ZCM Asset Holding Company (Bermuda) Limited	.DE	OTH	Zurich Finance Company Ltd	Ownership	100.000	Zurich Insurance Group Ltd.	NO	11
		00000					ZGEE14 Limited	.BMU	OTH	Zurich Finance Company Ltd Zurich Legacy Solutions Services (UK) Limited	Ownership	100.000	Zurich Insurance Group Ltd.	NO	11
		00000					ZLS Aseguradora de Colombia S.A	.GBR	OTH	Zürich Lebensversicherungs-Gesellschaft AG	Ownership	4.430	Zurich Insurance Group Ltd.	NO	11
		00000					ZLS Aseguradora de Colombia S.A	.COL	OTH	Zürich Versicherungs-Gesellschaft AG	Ownership	95.000	Zurich Insurance Group Ltd.	NO	11
		00000	02-0802795				ZNA Services, LLC	.COL	OTH	Zürich Versicherungs-Gesellschaft AG	Ownership	100.000	Zurich Insurance Group Ltd.	NO	11
		00000					ZPC Capital Limited	.DE	OTH	Zurich Holding Company of America, Inc.	Ownership	100.000	Zurich Insurance Group Ltd.	NO	11
		00000					ZSF / Office KY, LLC	.GBR	OTH	Zurich Holdings (UK) Limited	Ownership	100.000	Zurich Insurance Group Ltd.	NO	11
		00000					ZSF / Office NV, LLC	.DE	OTH	Euclid Office LP	Ownership	100.000	Zurich Insurance Group Ltd.	NO	11
		00000					ZSF KY Annex, LLC	.DE	OTH	Euclid Office LP	Ownership	100.000	Zurich Insurance Group Ltd.	NO	11
		00000					ZSF/Bloomington, LLC	.DE	OTH	Euclid KY Annex, LP	Ownership	100.000	Zurich Insurance Group Ltd.	NO	11
		00000	46-4506193				ZSF/C1 MGP Manager, Inc	.DE	OTH	Bloomington Office LP	Ownership	100.000	Zurich Insurance Group Ltd.	NO	11
		00000					ZSF/C1 MGP, LLC	.DE	OTH	Zurich Structured Finance, Inc.	Ownership	100.000	Zurich Insurance Group Ltd.	NO	11
		00000					ZSF/C1 MGP, LLC	.DE	OTH	ZSF/C1 MGP Manager, Inc	Ownership	1.000	Zurich Insurance Group Ltd.	NO	11
		00000	46-4480487				ZSF/C2 MGP Manager, Inc	.DE	OTH	Zurich Structured Finance, Inc.	Ownership	99.000	Zurich Insurance Group Ltd.	NO	11
		00000					ZSF/C2 MGP, LLC	.DE	OTH	Zurich Structured Finance, Inc.	Ownership	100.000	Zurich Insurance Group Ltd.	NO	11
		00000					ZSF/C2 MGP, LLC	.DE	OTH	ZSF/CF2 MGP Manager, Inc	Ownership	1.000	Zurich Insurance Group Ltd.	NO	11
		00000					ZSF/Dallas Tower, LLC	.DE	OTH	Zurich Structured Finance, Inc.	Ownership	99.000	Zurich Insurance Group Ltd.	NO	11
		00000					ZSG Kfz-ZulassungsservicegesmbH	.DE	OTH	Dallas Tower LP	Ownership	100.000	Zurich Insurance Group Ltd.	NO	11
		00000					Zurich - Companhia de Seguros Vida S.A.	.AUT	OTH	Zurich Versicherungs-Aktiengesellschaft	Ownership	33.333	Zurich Insurance Group Ltd.	NO	11
		00000					Zurich - Companhia de Seguros Vida S.A.	.PRT	OTH	Zurich Finanz-Gesellschaft AG	Ownership	0.001	Zurich Insurance Group Ltd.	NO	11
		00000					Zurich - Companhia de Seguros Vida S.A.	.PRT	OTH	Zurich Investments Life S.p.A.	Ownership	0.001	Zurich Insurance Group Ltd.	NO	11
		00000					Zurich - Companhia de Seguros Vida S.A.	.PRT	OTH	Zurich Lebensversicherungs-Gesellschaft AG	Ownership	99.996	Zurich Insurance Group Ltd.	NO	11
		00000					Zurich - Companhia de Seguros Vida S.A.	.PRT	OTH	Zurich Versicherungs-Gesellschaft AG	Ownership	0.001	Zurich Insurance Group Ltd.	NO	11
		00000					Zurich - Companhia de Seguros Vida S.A.	.PRT	OTH	Zurich Vida, Companhia de Seguros y Reaseguros, S.A. - Socied	Ownership	0.001	Zurich Insurance Group Ltd.	NO	11
		00000					Zurich (Scotland) Limited Partnership	.GBR	OTH	Zurich General Partner (Scotland) Ltd	Ownership	100.000	Zurich Insurance Group Ltd.	NO	11
		00000					Zurich Advice Network Limited	.GBR	OTH	Allied Dunbar Assurance plc	Ownership	100.000	Zurich Insurance Group Ltd.	NO	11
		00000					Zurich AFIN Mexico, S.A. DE C.V.	.MEX	OTH	Zurich Compania de Seguros, S.A.	Ownership	0.002	Zurich Insurance Group Ltd.	NO	11
		00000					Zurich AFIN Mexico, S.A. DE C.V.	.MEX	OTH	Zurich Versicherungs-Gesellschaft AG	Ownership	99.998	Zurich Insurance Group Ltd.	NO	11
		00000	04-3126497				Zurich Agency Services Inc.	.MA	OTH	Zurich Holding Company of America, Inc.	Ownership	100.000	Zurich Insurance Group Ltd.	NO	11

98.10

ANNUAL STATEMENT FOR THE YEAR 2025 OF THE FARMERS INSURANCE OF COLUMBUS, INC.

**SCHEDULE Y**  
**PART 1A - DETAILS OF INSURANCE HOLDING COMPANY SYSTEM**

1	2	3	4	5	6	7	8	9	10	11	12	13	14	15	16
Group Code	Group Name	NAIC Company Code	ID Number	Federal RSSD	CIK	Name of Securities Exchange if Publicly Traded (U.S. or International)	Names of Parent, Subsidiaries Or Affiliates	Domi-ciliary Location	Relation-ship to Reporting Entity	Directly Controlled by (Name of Entity/Person)	Type of Control (Ownership, Board, Management, Attorney-in-Fact, Influence, Other)	If Control is Ownership Provide Percentage	Ultimate Controlling Entity(ies)/Person(s)	Is an SCA Filing Re-quired? (Yes/No)	*
		00000	86-1164252				Zurich Alternative Asset Management, LLC	DE	OTH	Zurich Holding Company of America, Inc. ... Zurich Lebensversicherungs-Gesellschaft AG	Ownership	100.000	Zurich Insurance Group Ltd.	NO	11
		00000					Zurich America Latina Serviços Brasil Ltda.	BRA	OTH	Zurich Holding Company of America, Inc. ...	Ownership	0.010	Zurich Insurance Group Ltd.	YES	11
		00000					Zurich America Latina Serviços Brasil Ltda.	BRA	OTH	Zurich Versicherungs-Gesellschaft AG	Ownership	99.990	Zurich Insurance Group Ltd.	NO	11
0212	Zurich U.S. Insurance Pool Group	16535	36-4233459				Zurich American Insurance Company	NY	OTH	Zurich Holding Company of America, Inc. ...	Ownership	100.000	Zurich Insurance Group Ltd.	NO	11
0212	Zurich U.S. Insurance Pool Group	27855	36-2781080				Zurich American Insurance Company of Illinois	IL	OTH	American Zurich Insurance Company	Ownership	100.000	Zurich Insurance Group Ltd.	NO	11
0212	Zurich Ins Group	90557	36-3050975				Zurich American Life Insurance Company	IL	OTH	Zurich Holding Company of America, Inc. ...	Ownership	100.000	Zurich Insurance Group Ltd.	NO	11
0212	Zurich Ins Group	14178	27-4746162				Zurich American Life Insurance Company of New York	NY	OTH	Zurich American Life Insurance Company	Ownership	100.000	Zurich Insurance Group Ltd.	NO	11
		00000					Zurich Argentina Cia. de Seguros S.A.	ARG	OTH	Inversiones Suizo-Argentina S.A.	Ownership	55.461	Zurich Insurance Group Ltd.	NO	11
		00000	AA-2130022				Zurich Argentina Cia. de Seguros S.A.	ARG	OTH	Zurich Versicherungs-Gesellschaft AG	Ownership	44.536	Zurich Insurance Group Ltd.	NO	11
		00000	AA-2130022				Zurich Argentina Compañía de Seguros de Retiro S.A.	ARG	OTH	Zurich Argentina Cia. de Seguros S.A.	Ownership	46.642	Zurich Insurance Group Ltd.	NO	11
		00000					Zurich Argentina Compañía de Seguros de Retiro S.A.	ARG	OTH	Zurich Versicherungs-Gesellschaft AG	Ownership	53.358	Zurich Insurance Group Ltd.	NO	11
		00000					Zurich Aseguradora Argentina S.A.	ARG	OTH	Zurich Versicherungs-Gesellschaft AG	Ownership	99.900	Zurich Insurance Group Ltd.	NO	11
		00000					Zurich Aseguradora Mexicana, S.A. de C.V.	MEX	OTH	Zurich Versicherungs-Gesellschaft AG	Ownership	0.000	Zurich Insurance Group Ltd.	NO	11
		00000					Zurich Aseguradora Mexicana, S.A. de C.V.	MEX	OTH	Zürich Versicherungs-Gesellschaft AG	Ownership	100.000	Zurich Insurance Group Ltd.	NO	11
		00000					Zurich Assurance Ltd	GBR	OTH	Eagle Star Holdings Limited	Ownership	100.000	Zurich Insurance Group Ltd.	NO	11
		00000					Zurich Assure Australia Pty Limited	AUS	OTH	Zurich Financial Services Australia Limited	Ownership	100.000	Zurich Insurance Group Ltd.	NO	11
		00000					Zurich Australia Limited	AUS	OTH	Zurich Financial Services Australia Limited	Ownership	100.000	Zurich Insurance Group Ltd.	NO	11
		00000	AA-1930995				Zurich Australian Insurance Limited	AUS	OTH	Zurich Financial Services Australia Limited	Ownership	100.000	Zurich Insurance Group Ltd.	NO	11
		00000					Zurich Australian Insurance Properties Pty Limited	AUS	OTH	Zurich Australia Limited	Ownership	40.000	Zurich Insurance Group Ltd.	NO	11
		00000					Zurich Australian Insurance Properties Pty Limited	AUS	OTH	Zurich Australian Insurance Limited	Ownership	60.000	Zurich Insurance Group Ltd.	NO	11
		00000					Zurich Australian Property Holdings Pty Ltd	AUS	OTH	Zürich Versicherungs-Gesellschaft AG	Ownership	100.000	Zurich Insurance Group Ltd.	NO	11
		00000					Zurich Bank International Limited	GBR	OTH	Dunbar Assets Ireland	Ownership	100.000	Zurich Insurance Group Ltd.	NO	11
		00000	13-4186554				Zurich Benefit Finance LLC	DE	OTH	Zurich Holding Company of America, Inc. ...	Ownership	100.000	Zurich Insurance Group Ltd.	NO	11
		00000					Zurich Beteiligungs-Aktiengesellschaft (Deutschland)	DEU	OTH	Zurich IT Service AG Niederlassung fur Deutschland	Ownership	82.617	Zurich Insurance Group Ltd.	NO	11
		00000					Zurich Beteiligungs-Aktiengesellschaft (Deutschland)	DEU	OTH	Zurich Leben Service AG Niederlassung fur Deutschland	Ownership	17.383	Zurich Insurance Group Ltd.	NO	11
		00000					Zurich Brand and Experience Studio Spain, S.L.	ESP	OTH	Zürich Versicherungs-Gesellschaft AG	Ownership	100.000	Zurich Insurance Group Ltd.	NO	11
		00000					Zurich Brasil Capitalizacao S.A	BRA	OTH	Zurich Versicherungs-Gesellschaft AG	Ownership	100.000	Zurich Insurance Group Ltd.	NO	11
		00000					Zurich Brasil Companhia de Seguros	BRA	OTH	Zurich Minas Brasil Seguros S.A.	Ownership	100.000	Zurich Insurance Group Ltd.	NO	11
		00000					Zurich Building Control Services Limited	GBR	OTH	Zurich Holdings (UK) Limited	Ownership	100.000	Zurich Insurance Group Ltd.	NO	11
		00000					Zurich Canadian Holdings Limited	CAN	OTH	Zurich Insurance Company Ltd, Canadian Branch	Ownership	68.819	Zurich Insurance Group Ltd.	NO	11
		00000					Zurich Canadian Holdings Limited	CAN	OTH	Zurich Versicherungs-Gesellschaft AG	Ownership	31.181	Zurich Insurance Group Ltd.	NO	11
		00000					Zurich Commercial Services (Europe) GmbH	DEU	OTH	Zürich Beteiligungs-Aktiengesellschaft (Deutschland)	Ownership	100.000	Zurich Insurance Group Ltd.	NO	11
		00000					Zurich Community Trust (UK) Limited	GBR	OTH	Zurich Financial Services (UKISA) Limited	Ownership	50.000	Zurich Insurance Group Ltd.	NO	11
		00000					Zurich Community Trust (UK) Limited	GBR	OTH	Zurich Financial Services (UKISA) Nominees Limited	Ownership	50.000	Zurich Insurance Group Ltd.	NO	11

98.11

ANNUAL STATEMENT FOR THE YEAR 2025 OF THE FARMERS INSURANCE OF COLUMBUS, INC.

**SCHEDULE Y**  
**PART 1A - DETAILS OF INSURANCE HOLDING COMPANY SYSTEM**

1	2	3	4	5	6	7	8	9	10	11	12	13	14	15	16
Group Code	Group Name	NAIC Company Code	ID Number	Federal RSSD	CIK	Name of Securities Exchange if Publicly Traded (U.S. or International)	Names of Parent, Subsidiaries Or Affiliates	Domi-ciliary Location	Relation-ship to Reporting Entity	Directly Controlled by (Name of Entity/Person)	Type of Control (Ownership, Board, Management, Attorney-in-Fact, Influence, Other)	If Control is Ownership Provide Percentage	Ultimate Controlling Entity(ies)/Person(s)	Is an SCA Filing Re-quired? (Yes/No)	*
		00000					Zurich Compania de Reaseguros Argentina S.A.	.ARG.	OTH.	Inversiones Suizo-Argentina S.A.	Ownership	95.000	Zurich Insurance Group Ltd.	NO	11
		00000					Zurich Compania de Reaseguros Argentina S.A.	.ARG.	OTH.	Zurich Versicherungs-Gesellschaft AG	Ownership	5.000	Zurich Insurance Group Ltd.	NO	11
		00000					Zurich Compania de Seguros, S.A.	.MEX.	OTH.	Zurich Versicherungs-Gesellschaft AG	Ownership	99.883	Zurich Insurance Group Ltd.	NO	11
		00000					Zurich Corredora de Bolsa S.A.	.CHL.	OTH.	Inversiones Suizo Chilena S.A.	Ownership	99.000	Zurich Insurance Group Ltd.	NO	11
		00000					Zurich Corredora de Bolsa S.A.	.CHL.	OTH.	Zurich Investments Chile S.A.	Ownership	1.000	Zurich Insurance Group Ltd.	NO	11
		00000	02-0547704				Zurich Cover-More Global Travel, Inc.	.DE.	OTH.	Zurich Holding Company of America, Inc.	Ownership	100.000	Zurich Insurance Group Ltd.	NO	11
		00000					Zurich Customer Active Management, d.o.o.	.SVN.	OTH.	Zurich Versicherungs-Gesellschaft AG	Ownership	100.000	Zurich Insurance Group Ltd.	YES	11
		00000	36-4412924				Zurich CZI Management Holding Ltd.	.DE.	OTH.	Zurich Global Investment Management Inc.	Ownership	100.000	Zurich Insurance Group Ltd.	NO	11
		00000					Zurich Deutscher Herold Lebensversicherung Aktiengesellschaft	.DEU.	OTH.	Deutscher Herold Aktiengesellschaft	Ownership	67.540	Zurich Insurance Group Ltd.	NO	11
		00000					Zurich Deutscher Herold Lebensversicherung Aktiengesellschaft	.DEU.	OTH.	Zurich Beteiligungs-Aktiengesellschaft (Deutschland)	Ownership	32.460	Zurich Insurance Group Ltd.	NO	11
		00000					Zurich Digital International Private Limited	.IND.	OTH.	Zurich Insurance Mobile Solutions AG	Ownership	99.990	Zurich Insurance Group Ltd.	NO	11
		00000					Zurich Digital International Private Limited	.IND.	OTH.	Servizurich S.A. - Sociedad Unipersonal	Ownership	0.010	Zurich Insurance Group Ltd.	NO	11
		00000	95-4773780				Zurich E&S Insurance Brokerage, Inc.	.CA.	OTH.	Zurich American Insurance Company	Ownership	100.000	Zurich Insurance Group Ltd.	NO	11
		00000					Zurich Employment Services Limited	.GBR.	OTH.	Zurich Financial Services (UKISA) Limited	Ownership	100.000	Zurich Insurance Group Ltd.	NO	11
		00000					Zurich Employment Services Limited, Swindon, Zweigniederlassung Zürich	.CHE.	OTH.	Zurich Employment Services Limited	Ownership	100.000	Zurich Insurance Group Ltd.	NO	11
		00000					Zurich Engineering Inspection Services Ireland Limited	.IRL.	OTH.	Zurich Insurance plc	Ownership	100.000	Zurich Insurance Group Ltd.	NO	11
		00000					Zurich Lebensversicherungs-Gesellschaft AG	.LUX.	OTH.	Zurich Versicherungs-Gesellschaft AG	Ownership	90.000	Zurich Insurance Group Ltd.	NO	11
		00000					Zurich Eurolife S.A.	.LUX.	OTH.	Universal Underwriters Service Corporation	Ownership	10.000	Zurich Insurance Group Ltd.	NO	11
		00000	48-1195826				Zurich F&I Reinsurance T&C Limited	.TCA.	OTH.	Zurich Agency Services Inc.	Ownership	100.000	Zurich Insurance Group Ltd.	NO	11
		00000	48-1195826				Zurich F&I Reinsurance T&C Limited	.TCA.	OTH.	Zurich Agency Services Inc.	Ownership	0.001	Zurich Insurance Group Ltd.	NO	11
		00000					Zurich Fianzas Mexico, S.A.DE C.V.	.MEX.	OTH.	Zurich Versicherungs-Gesellschaft AG	Ownership	100.000	Zurich Insurance Group Ltd.	NO	11
		00000					Zurich Finance (Australia) Limited	.AUS.	OTH.	Zurich Versicherungs-Gesellschaft AG	Ownership	100.000	Zurich Insurance Group Ltd.	NO	11
		00000					Zurich Finance (Ireland) DAC	.IRL.	OTH.	Zurich Versicherungs-Gesellschaft AG	Ownership	100.000	Zurich Insurance Group Ltd.	NO	11
		00000					Zurich Finance (Ireland) II DAC	.IRL.	OTH.	Zurich Versicherungs-Gesellschaft AG	Ownership	100.000	Zurich Insurance Group Ltd.	NO	11
		00000					Zurich Finance (UK) plc	.GBR.	OTH.	Zurich Financial Services (UKISA) Limited	Ownership	99.998	Zurich Insurance Group Ltd.	NO	11
		00000					Zurich Financial Services (UKISA) Nominees Limited	.GBR.	OTH.	Zurich Financial Services (UKISA) Nominees Limited	Ownership	0.002	Zurich Insurance Group Ltd.	NO	11
		00000					Zurich Finance Company Ltd	.CHE.	OTH.	Zurich Versicherungs-Gesellschaft AG	Ownership	100.000	Zurich Insurance Group Ltd.	NO	11
		00000					Zurich Financial Services (Isle of Man) Group Services Limit	.GBR.	OTH.	Zurich Versicherungs-Gesellschaft AG	Ownership	100.000	Zurich Insurance Group Ltd.	NO	11
		00000					Zurich Financial Services (Isle of Man) Holdings Limited	.GBR.	OTH.	Zurich Versicherungs-Gesellschaft AG	Ownership	100.000	Zurich Insurance Group Ltd.	NO	11
		00000					Zurich Financial Services (Isle of Man) Insurance Manager Lt	.GBR.	OTH.	Zurich Versicherungs-Gesellschaft AG	Ownership	100.000	Zurich Insurance Group Ltd.	NO	11
		00000					Zurich Financial Services (UKISA) Limited	.GBR.	OTH.	Allied Zurich Holdings Limited	Ownership	90.316	Zurich Insurance Group Ltd.	NO	11
		00000					Zurich Financial Services (UKISA) Limited	.GBR.	OTH.	Zurich Insurance plc	Ownership	9.684	Zurich Insurance Group Ltd.	NO	11
		00000					Zurich Financial Services (UKISA) Nominees Limited	.GBR.	OTH.	Zurich Financial Services (UKISA) Limited	Ownership	100.000	Zurich Insurance Group Ltd.	NO	11
		00000	AA-1930995				Zurich Financial Services Australia Limited	.AUS.	OTH.	Zurich Versicherungs-Gesellschaft AG	Ownership	100.000	Zurich Insurance Group Ltd.	NO	11

ANNUAL STATEMENT FOR THE YEAR 2025 OF THE FARMERS INSURANCE OF COLUMBUS, INC.

**SCHEDULE Y**  
**PART 1A - DETAILS OF INSURANCE HOLDING COMPANY SYSTEM**

1	2	3	4	5	6	7	8	9	10	11	12	13	14	15	16
Group Code	Group Name	NAIC Company Code	ID Number	Federal RSSD	CIK	Name of Securities Exchange if Publicly Traded (U.S. or International)	Names of Parent, Subsidiaries Or Affiliates	Domi-ciliary Location	Relation-ship to Reporting Entity	Directly Controlled by (Name of Entity/Person)	Type of Control (Ownership, Board, Management, Attorney-in-Fact, Influence, Other)	If Control is Ownership Provide Percentage	Ultimate Controlling Entity(ies)/Person(s)	Is an SCA Filing Re-quired? (Yes/No)	*
		00000					Zurich Financial Services EUB Holdings Limited	.IRL	OTH	Zurich Ins Group	Ownership	0.083	Zurich Insurance Group Ltd.	NO	11
		00000					Zurich Financial Services EUB Holdings Limited	.IRL	OTH	Zurich Insurance Group Ltd.	Ownership	99.917	Zurich Insurance Group Ltd.	NO	11
		00000					Zurich Financial Services UK Pension Trustee Limited	.GBR	OTH	Zurich Financial Services (UKISA) Limited	Ownership	99.000	Zurich Insurance Group Ltd.	NO	11
		00000					Zurich Finanz-Gesellschaft AG	.CHE	OTH	Zurich Versicherungs-Gesellschaft AG	Ownership	100.000	Zurich Insurance Group Ltd.	NO	11
		00000					Zurich General Insurance (Hong Kong) Limited	.HKG	OTH	Zurich Insurance Company Ltd, Hong Kong Branch	Ownership	100.000	Zurich Insurance Group Ltd.	NO	11
		00000					Zurich General Insurance Company (China) Limited	.CHN	OTH	Zurich Versicherungs-Gesellschaft AG	Ownership	100.000	Zurich Insurance Group Ltd.	NO	11
		00000					Zurich General Insurance Malaysia Berhad	.MYS	OTH	Zürich Versicherungs-Gesellschaft AG	Ownership	100.000	Zurich Insurance Group Ltd.	NO	9
		00000					Zurich General Partner (Scotland) Ltd	.GBR	OTH	Allied Zurich Holdings Limited	Ownership	100.000	Zurich Insurance Group Ltd.	NO	11
		00000					Zurich General Takaful Malaysia Berhad	.MYS	OTH	Zurich Holdings Malaysia Berhad	Ownership	100.000	Zurich Insurance Group Ltd.	NO	11
		00000					Zurich GL Servicios Mexico, S.A. de C.V.	.MEX	OTH	Zurich Compania de Seguros, S.A.	Ownership	5.000	Zurich Insurance Group Ltd.	NO	11
		00000					Zurich GL Servicios Mexico, S.A. de C.V.	.MEX	OTH	Zurich Vida, Compania de Seguros, S.A.	Ownership	95.000	Zurich Insurance Group Ltd.	NO	11
		00000					Zurich Global Corporate UK Limited	.GBR	OTH	Zurich Holdings (UK) Limited	Ownership	100.000	Zurich Insurance Group Ltd.	NO	11
		00000	04-3729755				Zurich Global Investment Management Inc.	.DE	OTH	Zurich Holding Company of America, Inc.	Ownership	100.000	Zurich Insurance Group Ltd.	NO	11
		00000					Zurich Global Ventures MGA Solutions (SA)	.BEL	OTH	Zürich Versicherungs-Gesellschaft AG	Ownership	100.000	Zurich Insurance Group Ltd.	NO	11
		00000	98-0129609				Zurich Global, Ltd.	.BMU	OTH	Zurich Holding Company of America, Inc.	Ownership	100.000	Zurich Insurance Group Ltd.	NO	11
		00000					Zurich Group Pension Services (UK) Ltd	.GBR	OTH	Zurich Assurance Ltd	Ownership	100.000	Zurich Insurance Group Ltd.	NO	11
		00000					Zurich GSG Limited	.GBR	OTH	Zurich GSH Limited	Ownership	100.000	Zurich Insurance Group Ltd.	NO	11
		00000					Zurich GSH Limited	.GBR	OTH	Zurich Holdings (UK) Limited	Ownership	100.000	Zurich Insurance Group Ltd.	NO	11
		00000	36-3096373				Zurich Holding Company of America, Inc.	.DE	OTH	Zurich Versicherungs-Gesellschaft AG	Ownership	100.000	Zurich Insurance Group Ltd.	NO	11
		00000					Zurich Holding Ireland Limited	.IRL	OTH	Zurich Versicherungs-Gesellschaft AG	Ownership	100.000	Zurich Insurance Group Ltd.	NO	11
		00000					Zurich Holding SE	.DEU	OTH	Zürich Versicherungs-Gesellschaft AG	Ownership	100.000	Zurich Insurance Group Ltd.	NO	11
		00000					Zurich Holdings (UK) Limited	.GBR	OTH	Zurich Versicherungs-Gesellschaft AG	Ownership	100.000	Zurich Insurance Group Ltd.	NO	11
		00000					Zurich Immobilien (Deutschland) AG & Co. KG	.DEU	OTH	Zurich Immobilien-treuhand (Deutschland) GmbH	Ownership	0.000	Zurich Insurance Group Ltd.	NO	11
		00000					Zurich Immobilien Liegenschafts-verwaltungs-GesmbH	.AUT	OTH	Zurich Versicherungs-Gesellschaft AG	Ownership	100.000	Zurich Insurance Group Ltd.	NO	11
		00000					Zurich Immobilien-treuhand (Deutschland) GmbH	.DEU	OTH	Zurich Deutscher Herold Lebensversicherung Aktiengesellschaft	Ownership	100.000	Zurich Insurance Group Ltd.	NO	11
		00000					Zurich Insurance Company (U.K.) Limited	.GBR	OTH	Zurich Versicherungs-Gesellschaft AG	Ownership	100.000	Zurich Insurance Group Ltd.	NO	11
		00000					Zurich Insurance Company Escritorio de Representacao no Bras	.BRA	OTH	Zurich Versicherungs-Gesellschaft AG	Ownership	100.000	Zurich Insurance Group Ltd.	NO	11
		00000					Zurich Insurance Company Ltd., Representative Office Buenos Aires	.ARG	OTH	Zurich Versicherungs-Gesellschaft AG	Ownership	100.000	Zurich Insurance Group Ltd.	NO	11
		00000			0001127799	SIX Swiss Exchange	Zurich Insurance Group Ltd.	.CHE	OTH	Board of Directors	Board	0.000	Shareholders	NO	11
		00000					Zurich Insurance Holdings (Hong Kong) Limited	.HKG	OTH	Zurich Versicherungs-Gesellschaft AG	Ownership	100.000	Zurich Insurance Group Ltd.	NO	11
		00000					Zurich Insurance Malaysia Berhad	.MYS	OTH	Zurich Versicherungs-Gesellschaft AG	Ownership	100.000	Zurich Insurance Group Ltd.	NO	11
		00000	AA-1780059				Zurich Insurance plc	.IRL	OTH	Zurich Beteiligungs-Aktiengesellschaft (Deutschland)	Ownership	25.074	Zurich Insurance Group Ltd.	NO	11
		00000	AA-1780059				Zurich Insurance plc	.IRL	OTH	Zurich Holding Ireland Limited	Ownership	70.405	Zurich Insurance Group Ltd.	NO	11
		00000	AA-1780059				Zurich Insurance plc	.IRL	OTH	Zurich Insurance Company Ltd - Rappresentanza Generale per l	Ownership	4.521	Zurich Insurance Group Ltd.	NO	11
		00000					Zurich Insurance plc, Representative Office Buenos Aires	.ARG	OTH	Zurich Insurance plc	Ownership	100.000	Zurich Insurance Group Ltd.	NO	11
		00000					Zurich Intermediary Group Limited	.GBR	OTH	Zurich Financial Services (UKISA) Limited	Ownership	99.999	Zurich Insurance Group Ltd.	NO	11

ANNUAL STATEMENT FOR THE YEAR 2025 OF THE FARMERS INSURANCE OF COLUMBUS, INC.

**SCHEDULE Y**  
**PART 1A - DETAILS OF INSURANCE HOLDING COMPANY SYSTEM**

1	2	3	4	5	6	7	8	9	10	11	12	13	14	15	16
Group Code	Group Name	NAIC Company Code	ID Number	Federal RSSD	CIK	Name of Securities Exchange if Publicly Traded (U.S. or International)	Names of Parent, Subsidiaries Or Affiliates	Domi-ciliary Location	Relation-ship to Reporting Entity	Directly Controlled by (Name of Entity/Person)	Type of Control (Ownership, Board, Management, Attorney-in-Fact, Influence, Other)	If Control is Ownership Provide Percentage	Ultimate Controlling Entity(ies)/Person(s)	Is an SCA Filing Re-quired? (Yes/No)	*
		00000					Zurich Intermediary Group Limited	.GBR	OTH	Zurich Financial Services (UKISA) Nominees Limited	Ownership	0.001	Zurich Insurance Group Ltd.	NO	11
		00000	AA-1120018				Zurich International (UK) Limited	.GBR	OTH	Zurich Holdings (UK) Limited	Ownership	100.000	Zurich Insurance Group Ltd.	NO	11
		00000					Zurich International Life Limited	.GBR	OTH	Zurich Versicherungs-Gesellschaft AG	Ownership	100.000	Zurich Insurance Group Ltd.	NO	11
		00000					Zurich International Pensions Administration Limited	.IMN	OTH	Zurich International Life Limited	Ownership	100.000	Zurich Insurance Group Ltd.	NO	11
		00000					Zurich Invest AG	.CHE	OTH	Zurich Versicherungs-Gesellschaft AG	Ownership	100.000	Zurich Insurance Group Ltd.	NO	11
		00000					Zurich Investment Management Limited	.AUS	OTH	Zurich Australia Limited	Ownership	100.000	Zurich Insurance Group Ltd.	NO	11
		00000					Zurich Investment Services Limited	.BMU	OTH	Zurich Finance Company Ltd	Ownership	100.000	Zurich Insurance Group Ltd.	NO	11
		00000					Zurich Investments Life S.p.A.	.ITA	OTH	Zurich Insurance Company Ltd - Rappresentanza Generale per I	Ownership	100.000	Zurich Insurance Group Ltd.	NO	11
		00000					ZURICH IRELAND MASTER TRUSTEE DESIGNATED ACTIVITY COMPANY	.IRL	OTH	Zurich Life Assurance plc	Ownership	100.000	Zurich Insurance Group Ltd.	NO	11
		00000					Zurich Italy S.p.A.	.ITA	OTH	Zürich Versicherungs-Gesellschaft AG	Ownership	100.000	Zurich Insurance Group Ltd.	NO	11
		00000					Zurich JVCompany Servicios Mexico, S.A. DE C.V.	.MEX	OTH	Zurich Santander Seguros Mexico, S.A.	Ownership	99.998	Zurich Insurance Group Ltd.	NO	11
		00000					Zurich JVCompany Servicios Mexico, S.A. DE C.V.	.MEX	OTH	Zurich Vida, Compania de Seguros, S.A.	Ownership	0.002	Zurich Insurance Group Ltd.	NO	11
		00000					Zurich Kotak General Insurance Company (India) Limited	.IND	OTH	Zurich Shared Services Malaysia Sdn Bhd	Ownership	0.000	Zurich Insurance Group Ltd.	NO	11
		00000					Zurich Kotak General Insurance Company (India) Limited	.IND	OTH	Zürich Versicherungs-Gesellschaft AG	Ownership	70.000	Zurich Insurance Group Ltd.	NO	11
		00000					Zurich Kotak General Insurance Company (India) Limited	.IND	OTH	Zurich Finance Company AG	Ownership	0.000	Zurich Insurance Group Ltd.	NO	11
		00000					Zurich Kotak General Insurance Company (India) Limited	.IND	OTH	Zurich Services Malaysia Sdn Bhd	Ownership	0.000	Zurich Insurance Group Ltd.	NO	11
		00000					Zurich Kotak General Insurance Company (India) Limited	.IND	OTH	Zurich Australian Insurance Properties Pty Limited	Ownership	0.000	Zurich Insurance Group Ltd.	NO	11
		00000					Zurich Kotak General Insurance Company (India) Limited	.IND	OTH	Zurich Insurance Mobile Solutions AG	Ownership	0.000	Zurich Insurance Group Ltd.	NO	11
		00000					Zurich Kunden Center GmbH	.DEU	OTH	Zurich Beteiligungs-Aktiengesellschaft (Deutschland)	Ownership	100.000	Zurich Insurance Group Ltd.	NO	11
		00000					Zurich Latin America Holding S.L. - Sociedad Unipersonal	.ESP	OTH	Zurich Lebensversicherungs-Gesellschaft AG	Ownership	100.000	Zurich Insurance Group Ltd.	NO	11
		00000					Zurich Latin American Services S.A.	.ARG	OTH	Inversiones Suizo-Argentina S.A.	Ownership	6.320	Zurich Insurance Group Ltd.	NO	11
		00000					Zurich Latin American Services S.A.	.ARG	OTH	Zurich Versicherungs-Gesellschaft AG	Ownership	93.680	Zurich Insurance Group Ltd.	NO	11
		00000					Zurich Lebensversicherungs-Gesellschaft AG	.CHE	OTH	Zurich Versicherungs-Gesellschaft AG	Ownership	100.000	Zurich Insurance Group Ltd.	NO	11
		00000					Zurich Legacy Solutions Services (UK) Limited	.GBR	OTH	Zurich Versicherungs-Gesellschaft AG	Ownership	100.000	Zurich Insurance Group Ltd.	YES	9
		00000					Zurich Life Assurance plc	.IRL	OTH	Zurich Holding Ireland Limited	Ownership	100.000	Zurich Insurance Group Ltd.	NO	11
		00000					Zurich Life Insurance (Hong Kong) Limited	.HKG	OTH	Zürich Versicherungs-Gesellschaft AG	Ownership	100.000	Zurich Insurance Group Ltd.	NO	11
		00000					Zurich Life Insurance Company Ltd., Representative office Buenos Aires	.ARG	OTH	Zurich Lebensversicherungs-Gesellschaft AG	Ownership	100.000	Zurich Insurance Group Ltd.	NO	11
		00000					Zurich Life Preparatory Japan Co. Ltd.	.JPN	OTH	Zürich Lebensversicherungs-Gesellschaft AG	Ownership	100.000	Zurich Insurance Group Ltd.	NO	11
		00000					Zurich LivellEl Services and Solutions AG	.CHE	OTH	Zürich Versicherungs-Gesellschaft AG	Ownership	100.000	Zurich Insurance Group Ltd.	NO	11
		00000					Zurich Management (Bermuda) Ltd	.BMU	OTH	Zurich Versicherungs-Gesellschaft AG	Ownership	100.000	Zurich Insurance Group Ltd.	NO	11
		00000					Zurich Management Services Limited	.GBR	OTH	Zurich Holdings (UK) Limited	Ownership	100.000	Zurich Insurance Group Ltd.	NO	11
		00000					Zurich Medical Analytics Pty Ltd	.AUS	OTH	Zürich Versicherungs-Gesellschaft AG	Ownership	100.000	Zurich Insurance Group Ltd.	NO	11
		00000					Zurich Minas Brasil Seguros S.A.	.BRA	OTH	Zurich Versicherungs-Gesellschaft AG	Ownership	100.000	Zurich Insurance Group Ltd.	NO	11
		00000					Zurich Pension Trustees Ireland Limited	.IRL	OTH	Zurich Insurance plc	Ownership	50.000	Zurich Insurance Group Ltd.	NO	11

ANNUAL STATEMENT FOR THE YEAR 2025 OF THE FARMERS INSURANCE OF COLUMBUS, INC.

**SCHEDULE Y**  
**PART 1A - DETAILS OF INSURANCE HOLDING COMPANY SYSTEM**

1	2	3	4	5	6	7	8	9	10	11	12	13	14	15	16
Group Code	Group Name	NAIC Company Code	ID Number	Federal RSSD	CIK	Name of Securities Exchange if Publicly Traded (U.S. or International)	Names of Parent, Subsidiaries Or Affiliates	Domiciliary Location	Relationship to Reporting Entity	Directly Controlled by (Name of Entity/Person)	Type of Control (Ownership, Board, Management, Attorney-in-Fact, Influence, Other)	If Control is Ownership Provide Percentage	Ultimate Controlling Entity(ies)/Person(s)	Is an SCA Filing Required? (Yes/No)	*
		00000					Zurich Pension Trustees Ireland Limited	.IRL	OTH	Zurich Trustee Services Limited	Ownership	50.000	Zurich Insurance Group Ltd.	NO	11
		00000					Zurich Pension Trustees Limited	.GBR	OTH	Zurich Assurance Ltd	Ownership	100.000	Zurich Insurance Group Ltd.	NO	11
		00000					Zurich Pensions Management Limited	.GBR	OTH	Allied Dunbar Assurance plc	Ownership	100.000	Zurich Insurance Group Ltd.	NO	11
		00000					Zurich Pensionskassen-Beratung AG	.CHE	OTH	Zurich Lebensversicherungs-Gesellschaft AG	Ownership	100.000	Zurich Insurance Group Ltd.	NO	11
		00000					Zurich Professional Limited	.GBR	OTH	Zurich Holdings (UK) Limited	Ownership	100.000	Zurich Insurance Group Ltd.	NO	11
		00000					Zurich Project Finance (UK) Limited	.GBR	OTH	Zürich Versicherungs-Gesellschaft AG	Ownership	100.000	Zurich Insurance Group Ltd.	NO	11
		00000					Zurich Properties Pty Limited	.AUS	OTH	Zurich Australia Limited	Ownership	40.001	Zurich Insurance Group Ltd.	NO	11
		00000					Zurich Properties Pty Limited	.AUS	OTH	Zurich Australian Insurance Limited	Ownership	59.999	Zurich Insurance Group Ltd.	NO	11
		00000					Zurich Property Services Malaysia Sdn Bhd	.MYS	OTH	Zurich Versicherungs-Gesellschaft AG	Ownership	100.000	Zurich Insurance Group Ltd.	NO	11
		00000	30-0165071				Zurich Realty, Inc.	.MD	OTH	Zurich Holding Company of America, Inc.	Ownership	100.000	Zurich Insurance Group Ltd.	NO	11
		00000					Zurich Rechtsschutz-Schadenservice GmbH	.DEU	OTH	Zurich Beteiligungs-Aktiengesellschaft (Deutschland)	Ownership	100.000	Zurich Insurance Group Ltd.	NO	11
		00000					Zurich Resseguradora Brasil S.A.	.BRA	OTH	Zurich Lebensversicherungs-Gesellschaft AG	Ownership	0.001	Zurich Insurance Group Ltd.	NO	11
		00000					Zurich Resseguradora Brasil S.A.	.BRA	OTH	Zurich Versicherungs-Gesellschaft AG	Ownership	99.999	Zurich Insurance Group Ltd.	NO	11
		00000					Zurich Risk Management Services (India) Private Limited	.IND	OTH	Zürich Rückversicherungs-Gesellschaft AG	Ownership	1.000	Zurich Insurance Group Ltd.	NO	11
		00000					Zurich Risk Management Services (India) Private Limited	.IND	OTH	Zurich Versicherungs-Gesellschaft AG	Ownership	99.000	Zurich Insurance Group Ltd.	NO	11
		00000					Zurich Ruckversicherungs-Gesellschaft AG	.CHE	OTH	Zurich Versicherungs-Gesellschaft AG	Ownership	100.000	Zurich Insurance Group Ltd.	NO	11
		00000					Zurich Sander Vermögensverwaltungs AG (Deutschland)	.DEU	OTH	Zürich Beteiligungs-Aktiengesellschaft (Deutschland)	Ownership	32.460	Zurich Insurance Group Ltd.	NO	11
		00000					Zurich Sander Vermögensverwaltungs AG (Deutschland)	.DEU	OTH	Deutscher Herold Aktiengesellschaft	Ownership	67.540	Zurich Insurance Group Ltd.	NO	11
		00000					Zurich Santander Brasil Odonto LTDA.	.BRA	OTH	Zurich Santander Brasil Seguros e Previd ncia S.A.	Ownership	99.000	Zurich Insurance Group Ltd.	NO	11
		00000					Zurich Santander Brasil Odonto LTDA.	.BRA	OTH	Zurich Santander Brasil Seguros S.A.	Ownership	1.000	Zurich Insurance Group Ltd.	NO	11
		00000					Zurich Santander Brasil Seguros e Previd ncia S.A.	.BRA	OTH	Zurich Latin America Holding S.L. - Sociedad Unipersonal	Ownership	0.220	Zurich Insurance Group Ltd.	NO	11
		00000					Zurich Santander Brasil Seguros e Previd ncia S.A.	.BRA	OTH	Zurich Santander Holding (Spain), S.L.	Ownership	99.568	Zurich Insurance Group Ltd.	NO	11
		00000					Zurich Santander Brasil Seguros S.A.	.BRA	OTH	Zurich Santander Brasil Seguros e Previd ncia S.A.	Ownership	100.000	Zurich Insurance Group Ltd.	NO	11
		00000					Zurich Santander Holding (Spain), S.L.	.ESP	OTH	Zurich Santander Insurance America, S.L.	Ownership	100.000	Zurich Insurance Group Ltd.	NO	11
		00000					Zurich Santander Holding Dos (Spain), S.L.	.ESP	OTH	Zurich Santander Insurance America, S.L.	Ownership	100.000	Zurich Insurance Group Ltd.	NO	11
		00000					Zurich Santander Insurance America, S.L.	.ESP	OTH	Zurich Latin America Holding S.L. - Sociedad Unipersonal	Ownership	51.000	Zurich Insurance Group Ltd.	NO	11
		00000					Zurich Santander Seguros Argentina S.A.	.ARG	OTH	Inversiones ZS America SpA	Ownership	4.000	Zurich Insurance Group Ltd.	NO	11
		00000					Zurich Santander Seguros Argentina S.A.	.ARG	OTH	Zurich Santander Insurance America, S.L.	Ownership	96.000	Zurich Insurance Group Ltd.	NO	11
		00000					Zurich Santander Seguros de Vida Chile S.A.	.CHL	OTH	Inversiones ZS America Dos Limitada	Ownership	99.782	Zurich Insurance Group Ltd.	NO	11
		00000					Zurich Santander Seguros de Vida Chile S.A.	.CHL	OTH	Inversiones ZS America SpA	Ownership	0.218	Zurich Insurance Group Ltd.	NO	11
		00000					Zurich Santander Seguros Generales Chile S.A.	.CHL	OTH	Inversiones ZS America Dos Limitada	Ownership	99.505	Zurich Insurance Group Ltd.	NO	11
		00000					Zurich Santander Seguros Generales Chile S.A.	.CHL	OTH	Inversiones ZS America SpA	Ownership	0.495	Zurich Insurance Group Ltd.	NO	11
		00000					Zurich Santander Seguros Mexico, S.A.	.MEX	OTH	Inversiones ZS America SpA	Ownership	0.001	Zurich Insurance Group Ltd.	NO	11
		00000					Zurich Santander Seguros Mexico, S.A.	.MEX	OTH	Zurich Santander Insurance America, S.L.	Ownership	99.999	Zurich Insurance Group Ltd.	NO	11
		00000					Zurich Schweiz Services AG	.CHE	OTH	Zürich Versicherungs-Gesellschaft AG	Ownership	100.000	Zurich Insurance Group Ltd.	NO	11
		00000					Zurich Seguros Ecuador, S.A.	.ECU	OTH	Zürich Versicherungs-Gesellschaft AG	Ownership	100.000	Zurich Insurance Group Ltd.	NO	11
		00000					Zurich Seguros Rentas Vitalicias Chile S.A.	.CHL	OTH	Zurich Servicios e Inversiones S.A.	Ownership	0.010	Zurich Insurance Group Ltd.	NO	11

ANNUAL STATEMENT FOR THE YEAR 2025 OF THE FARMERS INSURANCE OF COLUMBUS, INC.

**SCHEDULE Y**  
**PART 1A - DETAILS OF INSURANCE HOLDING COMPANY SYSTEM**

1	2	3	4	5	6	7	8	9	10	11	12	13	14	15	16
Group Code	Group Name	NAIC Company Code	ID Number	Federal RSSD	CIK	Name of Securities Exchange if Publicly Traded (U.S. or International)	Names of Parent, Subsidiaries Or Affiliates	Domiciliary Location	Relationship to Reporting Entity	Directly Controlled by (Name of Entity/Person)	Type of Control (Ownership, Board, Management, Attorney-in-Fact, Influence, Other)	If Control is Ownership Provide Percentage	Ultimate Controlling Entity(ies)/Person(s)	Is an SCA Filing Required? (Yes/No)	*
		00000					Zurich Service GmbH	.DEU	OTH	Zurich Versicherungs-Aktiengesellschaft ...	Ownership	100.000	Zurich Insurance Group Ltd.	NO	11
		00000					Zurich Services (Australia) Pty Limited	.AUS	OTH	Zurich Financial Services Australia Limited	Ownership	100.000	Zurich Insurance Group Ltd.	NO	11
		00000					Zurich Services (Hong Kong) Limited	.HKG	OTH	Zurich Insurance Holdings (Hong Kong) Limited	Ownership	99.997	Zurich Insurance Group Ltd.	NO	11
		00000					Zurich Services (Hong Kong) Limited	.HKG	OTH	Zürich Versicherungs-Gesellschaft AG	Ownership	0.003	Zurich Insurance Group Ltd.	NO	11
		00000					Zurich Services A.I.E.	.ESP	OTH	AIDE Asistencia Seguros y Reaseguros, S.A. - Sociedad Uniper	Ownership	0.001	Zurich Insurance Group Ltd.	NO	11
		00000					Zurich Services A.I.E.	.ESP	OTH	Bansabadell Pensiones, E.G.F.P, S.A.	Ownership	0.001	Zurich Insurance Group Ltd.	NO	11
		00000					Zurich Services A.I.E.	.ESP	OTH	Bansabadell Seguros Generales, S.A. de Seguros y Reaseguros	Ownership	0.001	Zurich Insurance Group Ltd.	NO	11
		00000					Zurich Services A.I.E.	.ESP	OTH	Bansabadell Vida S.A. de Seguros y Reaseguros	Ownership	0.001	Zurich Insurance Group Ltd.	NO	11
		00000					Zurich Services A.I.E.	.ESP	OTH	Zurich Insurance plc, Sucursal en Espana	Ownership	97.180	Zurich Insurance Group Ltd.	NO	11
		00000					Zurich Services A.I.E.	.ESP	OTH	Zurich Vida, Compania de Seguros y Reaseguros, S.A. - Sociad	Ownership	2.816	Zurich Insurance Group Ltd.	NO	11
		00000					Zurich Services Company (Pty) Ltd	.AUS	OTH	Zürich Versicherungs-Gesellschaft AG	Ownership	100.000	Zurich Insurance Group Ltd.	NO	11
		00000	35-2546417				Zurich Services US, LLC	.DE	OTH	Farmers Group, Inc.	Ownership	50.000	Zurich Insurance Group Ltd.	NO	7
		00000	35-2546417				Zurich Services US, LLC	.DE	OTH	Zurich Holding Company of America, Inc.	Ownership	50.000	Zurich Insurance Group Ltd.	NO	11
		00000					Zurich Servicios de Mexico, S.A. de C.V.	.MEX	OTH	Zurich Vida, Compania de Seguros, S.A.	Ownership	90.000	Zurich Insurance Group Ltd.	NO	11
		00000					Zurich Servicios de Mexico, S.A. de C.V.	.MEX	OTH	Zurich, Compania de Seguros, S.A.	Ownership	10.000	Zurich Insurance Group Ltd.	NO	11
		00000					ZURICH SERVICIOS DIRECTO ESPAÑA, S.L.	.ESP	OTH	Zurich Insurance Mobile Solutions AG	Ownership	100.000	Zurich Insurance Group Ltd.	NO	11
		00000					Zurich Servicios y Soporte México, S.A. de C.V.	.MEX	OTH	Zürich Lebensversicherungs-Gesellschaft AG	Ownership	0.020	Zurich Insurance Group Ltd.	NO	11
		00000					Zurich Servicios y Soporte México, S.A. de C.V.	.MEX	OTH	Zürich Versicherungs-Gesellschaft AG	Ownership	99.980	Zurich Insurance Group Ltd.	NO	11
		00000					Zurich Shared Services S.A.	.CHL	OTH	Inversiones Suizo Chilena S.A.	Ownership	99.987	Zurich Insurance Group Ltd.	NO	11
		00000					Zurich Shared Services S.A.	.CHL	OTH	Zurich Investments Chile S.A.	Ownership	0.013	Zurich Insurance Group Ltd.	NO	11
		00000					Zurich Sigorta A.S.	.TUR	OTH	Zurich Versicherungs-Gesellschaft AG	Ownership	100.000	Zurich Insurance Group Ltd.	NO	11
		00000					Zurich Small Amount and Short Term Insurance Ltd	.JPN	OTH	Zürich Versicherungs-Gesellschaft AG	Ownership	100.000	Zurich Insurance Group Ltd.	NO	11
		00000					Zurich South America Invest AB	.SWE	OTH	Zurich Versicherungs-Gesellschaft AG	Ownership	100.000	Zurich Insurance Group Ltd.	NO	11
		00000					Zurich Specialties London Limited	.GBR	OTH	Zurich Holdings (UK) Limited	Ownership	100.000	Zurich Insurance Group Ltd.	NO	11
		00000	98-0140278				Zurich Structured Finance, Inc.	.DE	OTH	Zurich Finance Company Ltd	Ownership	100.000	Zurich Insurance Group Ltd.	NO	11
		00000					Zurich Takaful Malaysia Berhad (ZTMB)	.MYS	OTH	Zurich Versicherungs-Gesellschaft AG	Ownership	100.000	Zurich Insurance Group Ltd.	NO	11
		00000					Zurich Technical and Consulting Services (Beijing) Co. Ltd.	.CHN	OTH	Zurich Insurance Holdings (Hong Kong) Limited	Ownership	100.000	Zurich Insurance Group Ltd.	NO	11
		00000					Zurich Technical Development (China) Limited	.CHN	OTH	Zurich Insurance Holdings (Hong Kong) Limited	Ownership	100.000	Zurich Insurance Group Ltd.	NO	11
		00000					Zurich Technology Malaysia Sdn Bhd	.MYS	OTH	Zurich Technology Services Malaysia Sdn Bhd	Ownership	100.000	Zurich Insurance Group Ltd.	NO	11
		00000					Zurich Technology Services Malaysia Sdn Bhd	.MYS	OTH	Zurich Versicherungs-Gesellschaft AG	Ownership	100.000	Zurich Insurance Group Ltd.	NO	11
		00000					Zurich Transitional Services Limited	.GBR	OTH	Zurich Holdings (UK) Limited	Ownership	100.000	Zurich Insurance Group Ltd.	NO	11
		00000					Zurich Travel Solutions Pty Limited	.AUS	OTH	Zürich Versicherungs-Gesellschaft AG	Ownership	100.000	Zurich Insurance Group Ltd.	NO	11
		00000					Zurich Treasury Services Limited	.IRL	OTH	Limited	Ownership	100.000	Zurich Insurance Group Ltd.	NO	11
		00000					Zurich Trustee Services Limited	.IRL	OTH	Zurich Life Assurance plc	Ownership	100.000	Zurich Insurance Group Ltd.	NO	11
		00000					Zurich UK General Employee Services Limited	.GBR	OTH	Zurich UK General Services Limited	Ownership	100.000	Zurich Insurance Group Ltd.	NO	11
		00000					Zurich UK General Services Limited	.GBR	OTH	Zurich Holdings (UK) Limited	Ownership	100.000	Zurich Insurance Group Ltd.	NO	11
		00000	AA-1220080				Zurich Versicherungs-Aktiengesellschaft	.AUT	OTH	Zurich Versicherungs-Gesellschaft AG	Ownership	99.981	Zurich Insurance Group Ltd.	NO	10
		00000	AA-1460190				Zurich Versicherungs-Gesellschaft AG	.CHE	OTH	Zurich Insurance Group Ltd.	Ownership	100.000	Zurich Insurance Group Ltd.	YES	9

ANNUAL STATEMENT FOR THE YEAR 2025 OF THE FARMERS INSURANCE OF COLUMBUS, INC.

**SCHEDULE Y**

**PART 1A - DETAILS OF INSURANCE HOLDING COMPANY SYSTEM**

1	2	3	4	5	6	7	8	9	10	11	12	13	14	15	16
Group Code	Group Name	NAIC Company Code	ID Number	Federal RSSD	CIK	Name of Securities Exchange if Publicly Traded (U.S. or International)	Names of Parent, Subsidiaries Or Affiliates	Domi-ciliary Loca-tion	Relation-ship to Reporting Entity	Directly Controlled by (Name of Entity/Person)	Type of Control (Ownership, Board, Management, Attorney-in-Fact, Influence, Other)	If Control is Ownership Provide Percen-tage	Ultimate Controlling Entity(ies)/Person(s)	Is an SCA Filing Re-quired? (Yes/No)	*
		00000					Zurich Vida e Previdencia S.A. ....	.BRA.....	OTH.....	Zurich Minas Brasil Seguros S.A. ....	Ownership.....	100.000 ...	Zurich Insurance Group Ltd. ....	NO.....	11 ....
		00000	AA-1840022 ..				Zurich Vida, Compañía de Seguros y Reaseguros, S.A. - Sociad .....	.ESP.....	OTH.....	Zurich Lebensversicherungs-Gesellschaft AG	Ownership.....	100.000 ...	Zurich Insurance Group Ltd. ....	NO.....	11 ....
		00000	AA-2734111 ..				Zurich Vida, Compañía de Seguros, S.A. ....	.MEX.....	OTH.....	Zurich Versicherungs-Gesellschaft AG .....	Ownership.....	100.000 ...	Zurich Insurance Group Ltd. ....	NO.....	11 ....
		00000					Zurich Vorsorge-Beratungs und Vertriebs GmbH (Deutschland) .....	.DEU.....	OTH.....	Zürich Beteiligungs-Aktiengesellschaft (Deutschland) .....	Ownership.....	100.000 ...	Zurich Insurance Group Ltd. ....	NO.....	11 ....
		00000					Zurich Workplace Solutions (Middle East) Limited .....	.ARE.....	OTH.....	Zurich International Life Limited .....	Ownership.....	100.000 ...	Zurich Insurance Group Ltd. ....	NO.....	11 ....

Asterisk	Explanation
	Note 1: Farmers Insurance Exchange is a California interinsurance exchange owned by its policyholders. Its attorney-in-fact is Farmers Group, Inc. dba Farmers Underwriters Association, which is a subsidiary of Zurich Insurance Group Ltd. ....
	Note 2: Farmers Group Inc, as attorney-in-fact for Farmers Insurance Exchange, provides management services to Farmers Texas County Mutual Insurance Company. ....
	Note 3: Fire Insurance Exchange is a California interinsurance exchange owned by its policyholders. Its attorney-in-fact is Fire Underwriters Association, which is a subsidiary of Zurich Insurance Group Ltd. ....
	Note 4: Foremost County Mutual Insurance Company is a Texas County mutual insurance company managed by Foremost Insurance Company Grand Rapids, Michigan. ....
	Note 5: Foremost Lloyds of Texas is a Texas domiciled Lloyds insurer with ownership vested in its underwriters and with Farmers Lloyds, Inc. as its attorney-in-fact. ....
	Note 6: Truck Insurance Exchange is a California interinsurance exchange owned by its policyholders. Its attorney-in-fact is Truck Underwriters Association, which is a subsidiary of Zurich Insurance Group Ltd. ....
	Note 7: An affiliate entity is the attorney-in-fact of Farmers Insurance Exchange, Fire Insurance Exchange and Truck Insurance Exchange (collectively Exchanges). The reporting entity's relationship to the Exchanges, their subsidiaries, and the affiliates that they manage is classified as OTHER. ....
	Note 8: Farmers Lloyds Insurance Company of Texas is a Texas company managed by Farmers Lloyds, Inc. ....
	Note 9: Zurich Versicherungs-Gesellschaft AG also known as Zurich Insurance Company, Ltd operates branches in the following countries: Spain, Italy, Canada, Hong Kong, Ireland, Japan, and Singapore. It also operates a management entity Alpina International in Switzerland. ....
	Note 10: Zurich Versicherungs-Aktiengesellschaft operates a branch in Germany. ....
	Note 11: This company is a subsidiary of Zurich Insurance Group Ltd., and is an affiliate of Farmers Group, Inc. ....

ANNUAL STATEMENT FOR THE YEAR 2025 OF THE FARMERS INSURANCE OF COLUMBUS, INC.

**SCHEDULE Y**

**PART 2 - SUMMARY OF INSURER'S TRANSACTIONS WITH ANY AFFILIATES**

1	2	3	4	5	6	7	8	9	10	11	12	13
NAIC Company Code	ID Number	Names of Insurers and Parent, Subsidiaries or Affiliates	Shareholder Dividends	Capital Contributions	Purchases, Sales or Exchanges of Loans, Securities, Real Estate, Mortgage Loans or Other Investments	Income/ (Disbursements) Incurred in Connection with Guarantees or Undertakings for the Benefit of any Affiliate(s)	Management Agreements and Service Contracts	Income/ (Disbursements) Incurred Under Reinsurance Agreements	*	Any Other Material Activity Not in the Ordinary Course of the Insurer's Business	Totals	Reinsurance Recoverable/ (Payable) on Losses and/or Reserve Credit Taken/(Liability)
36404	95-4136306	21st Century Casualty Company										372,253,466
34789	23-2044095	21st Century Centennial Insurance Company										91,352,373
12963	95-2565072	21st Century Insurance Company										59,554,773
	95-1935264	21st Century Insurance Group										
32220	13-3333609	21st Century North America Insurance Company										12,538,173
10710	13-3922232	21st Century Pinnacle Insurance Company										3,755
20796	22-1721971	21st Century Premier Insurance Company										161,580
10245	86-0812982	American Federation Insurance Company										8,380,214
10805	13-3953213	American Pacific Insurance Company, Inc.										4,274
11034	34-1893500	Bristol West Casualty Insurance Company										22,734,005
	13-3994449	Bristol West Holdings, Inc.										
19658	38-1865162	Bristol West Insurance Company										475,826,808
	65-0880876	Bristol West Insurance Services of California, Inc.										
	65-0616769	Bristol West Insurance Services, Inc. of Florida										
12774	86-1174452	Bristol West Preferred Insurance Company										106,573,652
	65-0919338	BWIS of Nevada, Inc.										
10315	95-4528269	Civic Property and Casualty Company							*			(218,941,450)
	76-0543593	Coast National General Agency										
	33-0246699	Coast National Holding Company										
25089	33-0246701	Coast National Insurance Company										560,393,321
22926	36-1022580	Economy Fire & Casualty Company										194,255,232
38067	36-3027848	Economy Preferred Insurance Company										349,804,334
40649	36-3105737	Economy Premier Assurance Company										307,936,695
10318	95-4528266	Exact Property and Casualty Company							*			(220,057,389)
40169	05-0393243	Farmers Casualty Insurance Company										447,972,909
25321	23-1903575	Farmers Direct Property and Casualty Insurance Company										233,841,248
	77-0530616	Farmers Financial Solutions, LLC										
34339	13-2915260	Farmers Group Property and Casualty Insurance Company										731,631,755
21598	95-2626387	Farmers Insurance Company of Arizona										335,084,180
21601	95-2626385	Farmers Insurance Company of Idaho							*			(86,927,058)
21636	95-2655893	Farmers Insurance Company of Oregon					(262,344,198)		*	(262,344,198)		(1,324,607,769)
21644	95-2655894	Farmers Insurance Company of Washington							*			(191,429,202)
21628	48-0609012	Farmers Insurance Company, Inc.						(157,387,149)	*	(157,387,149)		347,585,283
21652	95-2575893	Farmers Insurance Exchange					(2,159,167,481)	249,082,257	*	(1,910,085,224)		(10,322,080,573)
28487	22-2640040	Farmers Insurance Hawaii, Inc.										6,838,914
36889	31-0956373	Farmers Insurance of Columbus Inc.							*			(150,104,118)
13938	75-2483187	Farmers Lloyds Insurance Company of Texas										69,808,324
	05-0476998	Farmers Lloyds, Inc.										

ANNUAL STATEMENT FOR THE YEAR 2025 OF THE FARMERS INSURANCE OF COLUMBUS, INC.

**SCHEDULE Y**

**PART 2 - SUMMARY OF INSURER'S TRANSACTIONS WITH ANY AFFILIATES**

1	2	3	4	5	6	7	8	9	10	11	12	13
NAIC Company Code	ID Number	Names of Insurers and Parent, Subsidiaries or Affiliates	Shareholder Dividends	Capital Contributions	Purchases, Sales or Exchanges of Loans, Securities, Real Estate, Mortgage Loans or Other Investments	Income/ (Disbursements) Incurred in Connection with Guarantees or Undertakings for the Benefit of any Affiliate(s)	Management Agreements and Service Contracts	Income/ (Disbursements) Incurred Under Reinsurance Agreements	*	Any Other Material Activity Not in the Ordinary Course of the Insurer's Business	Totals	Reinsurance Recoverable/ (Payable) on Losses and/or Reserve Credit Taken/(Liability)
10806	36-4165395	Farmers New Century Insurance Company							*			(33,210,696)
26298	13-2725441	Farmers Property and Casualty Insurance Company						(228,507,885)			(228,507,885)	1,349,078,911
43699	59-2326047	Farmers Specialty Insurance Company										121,646
24392	74-1067657	Farmers Texas County Mutual Insurance Company						(181,597,783)			(181,597,783)	801,744,263
	27-0342907	FCOA, LLC										
	77-0530617	FFS Holdings, LLC										
21660	95-6235715	Fire Insurance Exchange					(281,083,069)	1,259,258,797	*		978,175,728	(353,135,483)
29254	38-1721730	Foremost County Mutual Insurance Company										497,609,643
11185	38-1407533	Foremost Insurance Company Grand Rapids, Michigan						(674,299,846)			(674,299,846)	4,397,694,003
41688	75-1779175	Foremost Lloyds of Texas										178,589,459
11800	35-1604635	Foremost Property and Casualty Insurance Company										129,836,143
41513	38-2430150	Foremost Signature Insurance Company										42,175,910
	99-0083322	Hawaii Insurance Consultants, Ltd.		(750,000)							(750,000)	
21679	36-2661515	Illinois Farmers Insurance Company							*			78,258,157
	65-0881673	Insurance Data Systems, G.P.										
21687	95-6016640	Mid-Century Insurance Company		750,000			(754,727,002)	(305,160,885)	*		(1,059,137,887)	(504,741,284)
28673	74-2448744	Mid-Century Insurance Company of Texas										743,610,798
10317	95-4528264	Neighborhood Spirit Property and Casualty Company							*			(217,552,029)
33120	65-0109120	Security National Insurance Company										439,225,792
21695	94-1663548	Texas Farmers Insurance Company						(190,592,006)	*		(190,592,006)	346,674,738
44245	13-3551577	Toggle Insurance Company										110,390,752
	83-3256280	Toggle Services, LLC										
21709	95-2575892	Truck Insurance Exchange					(290,452,505)		*		(290,452,505)	1,431,559,977
		The following Zurich Insurance Group entities within NAIC Group Code 0212 have transactions with Farmers Insurance Group entities within NAIC Group Code 0069										
40142	36-3141762	American Zurich Insurance Company										
19305	13-6081895	Assurance Company of America										
	95-3003951	Farmers General Insurance Agency, Inc.										
	95-0725935	Farmers Group, Inc.					3,207,477,580				3,207,477,580	
63177	91-0335750	Farmers New World Life Insurance Company					(54,100,322)				(54,100,322)	10,966
10873	95-4650862	Farmers Reinsurance Company						229,204,499			229,204,499	(326,694,767)
	95-2670247	Fire Underwriters Association					319,310,367				319,310,367	
19372	13-5283360	Northern Insurance Company of New York										
	95-2670330	Truck Underwriters Association					275,086,630				275,086,630	

**SCHEDULE Y**

**PART 2 - SUMMARY OF INSURER'S TRANSACTIONS WITH ANY AFFILIATES**

1	2	3	4	5	6	7	8	9	10	11	12	13
NAIC Company Code	ID Number	Names of Insurers and Parent, Subsidiaries or Affiliates	Shareholder Dividends	Capital Contributions	Purchases, Sales or Exchanges of Loans, Securities, Real Estate, Mortgage Loans or Other Investments	Income/ (Disbursements) Incurred in Connection with Guarantees or Undertakings for the Benefit of any Affiliate(s)	Management Agreements and Service Contracts	Income/ (Disbursements) Incurred Under Reinsurance Agreements	*	Any Other Material Activity Not in the Ordinary Course of the Insurer's Business	Totals	Reinsurance Recoverable/ (Payable) on Losses and/or Reserve Credit Taken/(Liability)
.....70173 .....	43-0824418 .....	Universal Underwriters Life Insurance Company .....										
.....90557 .....	36-3050975 .....	Zurich America Life Insurance Company .....										
.....16535 .....	36-4233459 .....	Zurich American Insurance Company .....										51,078,564
	AA-1460190 .....	Zurich Insurance Company, Ltd. ....										(1,369,057,099)
	AA-3190947 .....	Zurich Global Ltd .....										
	AA-1460036 .....	Zurich Reinsurance Company, Ltd. ....										(13,656,074)
9999999	Control Totals								XXX			

ANNUAL STATEMENT FOR THE YEAR 2025 OF THE FARMERS INSURANCE OF COLUMBUS, INC.

\*Please refer to Note 26 for an explanation of Farmers Insurance Group of Companies Intercompany Pooling Agreement. A reinsurance pooling agreement between certain members of the Farmers Insurance Group of Companies became effective on December 31, 1985 and was modified as of January 1, 1992, as of January 1, 1993, as of January 1, 1994, January 1, 1998, and January 1, 1999. The pooling participants and their respective shares are as follows:

	1991 & Prior	1992	1993	1994 - 1997	1998	1999 - Present
Farmers Insurance Exchange	71.61	64.00	66.46	68.76	68.01	51.75
Truck Insurance Exchange	10.42	10.24	9.00	8.65	8.65	7.75
Fire Insurance Exchange	9.93	10.00	10.00	8.05	8.05	7.50
Farmers Insurance Company of Oregon	4.28	10.00	10.24	10.24	10.24	7.00
Mid-Century Insurance Company	1.46	1.46	0.00	0.00	0.00	16.00
Texas Farmers Insurance Company	1.03	1.03	1.03	1.03	1.03	1.00
Farmers Insurance Company, Inc.	0.65	0.65	0.65	0.65	0.65	0.75
Illinois Farmers Insurance Company	0.62	0.62	0.62	0.62	0.62	0.75
Farmers Insurance Company of Washington	0.00	2.00	2.00	2.00	2.00	2.00
Farmers New Century Insurance Company	0.00	0.00	0.00	0.00	0.75	0.75
Farmers Insurance Co of Idaho	0.00	0.00	0.00	0.00	0.00	0.75
Farmers Insurance of Columbus, Inc.	0.00	0.00	0.00	0.00	0.00	1.00
Civic Property & Casualty Company	0.00	0.00	0.00	0.00	0.00	1.00
Exact Property & Casualty Company	0.00	0.00	0.00	0.00	0.00	1.00
Neighborhood Spirit Property & Casualty Co.	0.00	0.00	0.00	0.00	0.00	1.00

ANNUAL STATEMENT FOR THE YEAR 2025 OF THE FARMERS INSURANCE OF COLUMBUS, INC.

**SCHEDULE Y**

**PART 3 - ULTIMATE CONTROLLING PARTY AND LISTING OF OTHER U.S. INSURANCE GROUPS OR ENTITIES UNDER THAT ULTIMATE CONTROLLING PARTY'S CONTROL**

1 Insurers in Holding Company	2 Owners with Greater Than 10% Ownership	3 Ownership Percentage Column 2 of Column 1	4 Granted Disclaimer of Control/ Affiliation of Column 2 Over Column 1 (Yes/No)	5 Ultimate Controlling Party	6 U.S. Insurance Groups or Entities Controlled by Column 5	7 Ownership Percentage (Column 5 of Column 6)	8 Granted Disclaimer of Control/ Affiliation of Column 5 Over Column 6 (Yes/No)
21st Century Casualty Company	21st Century Insurance Group	100.000	NO	Farmers Insurance Exchange	Farmers Insurance Group	0.000	NO
21st Century Centennial Insurance Company	Mid-Century Insurance Company	100.000	NO	Farmers Insurance Exchange	Farmers Insurance Group	0.000	NO
21st Century Insurance Company	21st Century Insurance Group	100.000	NO	Farmers Insurance Exchange	Farmers Insurance Group	0.000	NO
21st Century North America Insurance Company	Mid-Century Insurance Company	100.000	NO	Farmers Insurance Exchange	Farmers Insurance Group	0.000	NO
21st Century Pinnacle Insurance Company	21st Century North America Insurance Company	100.000	NO	Farmers Insurance Exchange	Farmers Insurance Group	0.000	NO
21st Century Premier Insurance Company	21st Century Centennial Insurance Company	100.000	NO	Farmers Insurance Exchange	Farmers Insurance Group	0.000	NO
American Federation Insurance Company	21st Century Insurance Group	100.000	NO	Farmers Insurance Exchange	Farmers Insurance Group	0.000	NO
American Pacific Insurance Company, Inc.	Farmers Insurance Hawaii, Inc.	100.000	NO	Farmers Insurance Exchange	Farmers Insurance Group	0.000	NO
Bristol West Casualty Insurance Company	Coast National Insurance Company	100.000	NO	Farmers Insurance Exchange	Farmers Insurance Group	0.000	NO
Bristol West Insurance Company	Coast National Insurance Company	100.000	NO	Farmers Insurance Exchange	Farmers Insurance Group	0.000	NO
Bristol West Preferred Insurance Company	Bristol West Holdings, Inc.	100.000	NO	Farmers Insurance Exchange	Farmers Insurance Group	0.000	NO
Civic Property and Casualty Company	Fire Insurance Exchange	80.000	NO	Fire Insurance Exchange	Farmers Insurance Group	0.000	NO
Civic Property and Casualty Company	Truck Insurance Exchange	20.000	NO	Fire Insurance Exchange	Farmers Insurance Group	0.000	NO
Coast National Insurance Company	Coast National Holding Company	100.000	NO	Farmers Insurance Exchange	Farmers Insurance Group	0.000	NO
Economy Fire & Casualty Company	Farmers Property and Casualty Insurance Company	100.000	NO	Farmers Insurance Exchange	Farmers Insurance Group	0.000	NO
Economy Preferred Insurance Company	Economy Fire & Casualty Company	100.000	NO	Farmers Insurance Exchange	Farmers Insurance Group	0.000	NO
Economy Premier Assurance Company	Economy Fire & Casualty Company	100.000	NO	Farmers Insurance Exchange	Farmers Insurance Group	0.000	NO
Exact Property and Casualty Company	Fire Insurance Exchange	80.000	NO	Fire Insurance Exchange	Farmers Insurance Group	0.000	NO
Exact Property and Casualty Company	Truck Insurance Exchange	20.000	NO	Fire Insurance Exchange	Farmers Insurance Group	0.000	NO
Farmers Casualty Insurance Company	Farmers Property and Casualty Insurance Company	100.000	NO	Farmers Insurance Exchange	Farmers Insurance Group	0.000	NO
Farmers Direct Property and Casualty Insurance Company	Farmers Property and Casualty Insurance Company	100.000	NO	Farmers Insurance Exchange	Farmers Insurance Group	0.000	NO
Farmers Group Property and Casualty Insurance Company	Farmers Property and Casualty Insurance Company	100.000	NO	Farmers Insurance Exchange	Farmers Insurance Group	0.000	NO
Farmers Insurance Company of Arizona	Farmers Insurance Exchange	70.000	NO	Farmers Insurance Exchange	Farmers Insurance Group	0.000	NO
Farmers Insurance Company of Arizona	Truck Insurance Exchange	20.000	NO	Farmers Insurance Exchange	Farmers Insurance Group	0.000	NO
Farmers Insurance Company of Idaho	Farmers Insurance Exchange	80.000	NO	Farmers Insurance Exchange	Farmers Insurance Group	0.000	NO
Farmers Insurance Company of Idaho	Truck Insurance Exchange	13.300	NO	Farmers Insurance Exchange	Farmers Insurance Group	0.000	NO
Farmers Insurance Company of Oregon	Farmers Insurance Exchange	80.000	NO	Farmers Insurance Exchange	Farmers Insurance Group	0.000	NO
Farmers Insurance Company of Oregon	Truck Insurance Exchange	20.000	NO	Farmers Insurance Exchange	Farmers Insurance Group	0.000	NO
Farmers Insurance Company of Washington	Fire Insurance Exchange	80.000	NO	Fire Insurance Exchange	Farmers Insurance Group	0.000	NO
Farmers Insurance Company of Washington	Truck Insurance Exchange	20.000	NO	Fire Insurance Exchange	Farmers Insurance Group	0.000	NO
Farmers Insurance Company, Inc.	Farmers Insurance Exchange	90.000	NO	Farmers Insurance Exchange	Farmers Insurance Group	0.000	NO
Farmers Insurance Exchange	Interinsurance Exchange (See Note 1)	0.000	NO	Farmers Insurance Exchange	Farmers Insurance Group	0.000	NO
Farmers Insurance Hawaii, Inc.	Mid-Century Insurance Company	100.000	NO	Farmers Insurance Exchange	Farmers Insurance Group	0.000	NO
Farmers Insurance of Columbus, Inc.	Farmers Insurance Exchange	100.000	NO	Farmers Insurance Exchange	Farmers Insurance Group	0.000	NO
Farmers Lloyds Insurance Company of Texas	Farmers Lloyds, Inc. (See Note 2)	0.000	NO	Farmers Insurance Exchange	Farmers Insurance Group	0.000	NO
Farmers New Century Insurance Company	Illinois Farmers Insurance Company	100.000	NO	Farmers Insurance Exchange	Farmers Insurance Group	0.000	NO
Farmers Property and Casualty Insurance Company	Farmers Insurance Exchange	80.000	NO	Farmers Insurance Exchange	Farmers Insurance Group	0.000	NO
Farmers Specialty Insurance Company	Foremost Insurance Company Grand Rapids, Michigan	100.000	NO	Farmers Insurance Exchange	Farmers Insurance Group	0.000	NO
Farmers Texas County Mutual Insurance Company	County Mutual Company (See Note 3)	0.000	NO	Farmers Insurance Exchange	Farmers Insurance Group	0.000	NO
Fire Insurance Exchange	Interinsurance Exchange (See Note 4)	0.000	NO	Farmers Insurance Exchange	Farmers Insurance Group	0.000	NO
Foremost County Mutual Insurance Company	County Mutual Company (See Note 5)	0.000	NO	Farmers Insurance Exchange	Farmers Insurance Group	0.000	NO
Foremost Insurance Company Grand Rapids, Michigan	Farmers Insurance Exchange	80.000	NO	Farmers Insurance Exchange	Farmers Insurance Group	0.000	NO
Foremost Lloyds of Texas	Lloyds Company (See Note 6)	0.000	NO	Farmers Insurance Exchange	Farmers Insurance Group	0.000	NO

ANNUAL STATEMENT FOR THE YEAR 2025 OF THE FARMERS INSURANCE OF COLUMBUS, INC.

**SCHEDULE Y**

**PART 3 - ULTIMATE CONTROLLING PARTY AND LISTING OF OTHER U.S. INSURANCE GROUPS OR ENTITIES UNDER THAT ULTIMATE CONTROLLING PARTY'S CONTROL**

1 Insurers in Holding Company	2 Owners with Greater Than 10% Ownership	3 Ownership Percentage Column 2 of Column 1	4 Granted Disclaimer of Control/ Affiliation of Column 2 Over Column 1 (Yes/No)	5 Ultimate Controlling Party	6 U.S. Insurance Groups or Entities Controlled by Column 5	7 Ownership Percentage (Column 5 of Column 6)	8 Granted Disclaimer of Control/ Affiliation of Column 5 Over Column 6 (Yes/No)
Foremost Property & Casualty Insurance Company .....	Foremost Insurance Company Grand Rapids, Michigan ..	100.000	NO	Farmers Insurance Exchange .....	Farmers Insurance Group .....	0.000	NO
Foremost Signature Insurance Company .....	Foremost Insurance Company Grand Rapids, Michigan ..	100.000	NO	Farmers Insurance Exchange .....	Farmers Insurance Group .....	0.000	NO
Illinois Farmers Insurance Company .....	Farmers Insurance Exchange .....	100.000	NO	Farmers Insurance Exchange .....	Farmers Insurance Group .....	0.000	NO
Mid-Century Insurance Company .....	Farmers Insurance Exchange .....	80.000	NO	Farmers Insurance Exchange .....	Farmers Insurance Group .....	0.000	NO
Mid-Century Insurance Company of Texas .....	Farmers Insurance Exchange .....	100.000	NO	Farmers Insurance Exchange .....	Farmers Insurance Group .....	0.000	NO
Neighborhood Spirit Property and Casualty Company ..	Fire Insurance Exchange .....	80.000	NO	Fire Insurance Exchange .....	Farmers Insurance Group .....	0.000	NO
Neighborhood Spirit Property and Casualty Company ..	Truck Insurance Exchange .....	20.000	NO	Fire Insurance Exchange .....	Farmers Insurance Group .....	0.000	NO
Security National Insurance Company .....	Bristol West Holdings, Inc. ....	100.000	NO	Farmers Insurance Exchange .....	Farmers Insurance Group .....	0.000	NO
Texas Farmers Insurance Company .....	Farmers Insurance Exchange .....	86.280	NO	Farmers Insurance Exchange .....	Farmers Insurance Group .....	0.000	NO
Texas Farmers Insurance Company .....	Mid-Century Insurance Company .....	13.720	NO	Farmers Insurance Exchange .....	Farmers Insurance Group .....	0.000	NO
Toggle Insurance Company .....	Mid-Century Insurance Company .....	100.000	NO	Farmers Insurance Exchange .....	Farmers Insurance Group .....	0.000	NO
Truck Insurance Exchange .....	Interinsurance Exchange (See Note 7) .....	0.000	NO		Farmers Insurance Group .....	0.000	NO
***THE FOLLOWING ARE ZURICH INSURANCE GROUP ENTITIES WITHIN NAIC GROUP CODE 0212 AND ARE NOT INCLUDED IN FARMERS INSURANCE GROUP WITHIN NAIC GROUP CODE 0069							
American Guarantee and Liability Insurance Company .	Zurich American Insurance Company .....	100.000	NO	Zurich Insurance Group Ltd. ....	Zurich U.S. Insurance Pool Group .....	100.000	NO
American Zurich Insurance Company .....	Steadfast Insurance Company .....	100.000	NO	Zurich Insurance Group Ltd. ....	Zurich U.S. Insurance Pool Group .....	100.000	NO
Centre Insurance Company .....	Centre Solutions (U.S.) Limited .....	100.000	NO	Zurich Insurance Group Ltd. ....	Zurich Ins Group .....	100.000	NO
Centre Life Insurance Company .....	Centre Solutions (U.S.) Limited .....	100.000	NO	Zurich Insurance Group Ltd. ....	Zurich Ins Group .....	100.000	NO
Colonial American Casualty and Surety Company .....	Fidelity and Deposit Company of Maryland .....	100.000	NO	Zurich Insurance Group Ltd. ....	Zurich U.S. Insurance Pool Group .....	100.000	NO
Empire Fire and Marine Insurance Company .....	Zurich American Insurance Company .....	100.000	NO	Zurich Insurance Group Ltd. ....	Zurich U.S. Insurance Pool Group .....	100.000	NO
Empire Indemnity Insurance Company .....	Zurich American Insurance Company .....	100.000	NO	Zurich Insurance Group Ltd. ....	Zurich U.S. Insurance Pool Group .....	100.000	NO
Farmers New World Life Insurance Company .....	Farmers Group, Inc. ....	100.000	NO	Zurich Insurance Group Ltd. ....	Zurich Ins Group .....	100.000	NO
Farmers Reinsurance Company .....	Farmers Group, Inc. ....	100.000	NO	Zurich Insurance Group Ltd. ....	Zurich Ins Group .....	100.000	NO
Fidelity and Deposit Company of Maryland .....	Zurich American Insurance Company .....	100.000	NO	Zurich Insurance Group Ltd. ....	Zurich U.S. Insurance Pool Group .....	100.000	NO
Rural Community Insurance Company .....	Zurich American Insurance Company .....	100.000	NO	Zurich Insurance Group Ltd. ....	Zurich Ins Group .....	100.000	NO
Steadfast Insurance Company .....	Zurich American Insurance Company .....	100.000	NO	Zurich Insurance Group Ltd. ....	Zurich U.S. Insurance Pool Group .....	100.000	NO
Universal Underwriters Insurance Company .....	Zurich American Insurance Company .....	100.000	NO	Zurich Insurance Group Ltd. ....	Zurich U.S. Insurance Pool Group .....	100.000	NO
Universal Underwriters of Texas Insurance Company ..	Universal Underwriters Insurance Company .....	100.000	NO	Zurich Insurance Group Ltd. ....	Zurich U.S. Insurance Pool Group .....	100.000	NO
Zurich American Insurance Company .....	Zurich Holding Company of America, Inc. ....	100.000	NO	Zurich Insurance Group Ltd. ....	Zurich U.S. Insurance Pool Group .....	100.000	NO
Zurich American Insurance Company of Illinois .....	American Zurich Insurance Company .....	100.000	NO	Zurich Insurance Group Ltd. ....	Zurich U.S. Insurance Pool Group .....	100.000	NO
Zurich American Life Insurance Company .....	Zurich Holding Company of America, Inc. ....	100.000	NO	Zurich Insurance Group Ltd. ....	Zurich Ins Group .....	100.000	NO
Zurich American Life Insurance Company of New York .	Zurich American Life Insurance Company .....	100.000	NO	Zurich Insurance Group Ltd. ....	Zurich Ins Group .....	100.000	NO
Note 1 Farmers Insurance Exchange, formed and organized pursuant to California Insurance Code Section 1280, et seq., is owned by its policyholders. Its attorney-in-fact, Farmers Group, Inc., dba Farmers Underwriters Association, which is a subsidiary of Zurich Insurance Group Ltd. (See also Schedule Y, Part 1A) .....							

100.1

**SCHEDULE Y**

**PART 3 - ULTIMATE CONTROLLING PARTY AND LISTING OF OTHER U.S. INSURANCE GROUPS OR ENTITIES UNDER THAT ULTIMATE CONTROLLING PARTY'S CONTROL**

1 Insurers in Holding Company	2 Owners with Greater Than 10% Ownership	3 Ownership Percentage Column 2 of Column 1	4 Granted Disclaimer of Control/ Affiliation of Column 2 Over Column 1 (Yes/No)	5 Ultimate Controlling Party	6 U.S. Insurance Groups or Entities Controlled by Column 5	7 Ownership Percentage (Column 5 of Column 6)	8 Granted Disclaimer of Control/ Affiliation of Column 5 Over Column 6 (Yes/No)
Note 2 Farmers Lloyds Insurance Company of Texas is a Texas company managed by Farmers Lloyds, Inc. ....							
Note 3 Farmers Texas County Mutual Insurance Company, formed and organized pursuant to Chapter 912 of the Texas Insurance Code, is managed by Farmers Group, Inc., dba Farmers Underwriters Association .....							
Note 4 Fire Insurance Exchange, formed and organized pursuant to California Insurance Code Section 1280, et seq., is owned by its policyholders. Its attorney-in-fact, Fire Underwriters Association, which is a subsidiary of Zurich Insurance Group Ltd. (See also Schedule Y, Part 1A) .....							
Note 5 Foremost County Mutual Insurance Company is a Texas County mutual insurance company managed by Foremost Insurance Company Grand Rapids, Michigan ..							
Note 6 Foremost Lloyds of Texas is a Texas company managed by Foremost Insurance Company Grand Rapids, Michigan. ....							
Note 7 Truck Insurance Exchange, formed and organized pursuant to California Insurance Code Section 1280, et seq., is owned by its policyholders. Its attorney-in-fact, Truck Underwriters Association, which is a subsidiary of Zurich Insurance Group Ltd. (See also Schedule Y, Part 1A) .....							

**ANNUAL STATEMENT FOR THE YEAR 2025 OF THE FARMERS INSURANCE OF COLUMBUS, INC.  
SUPPLEMENTAL EXHIBITS AND SCHEDULES INTERROGATORIES**

**REQUIRED FILINGS**

The following supplemental reports are required to be filed as part of your statement filing unless specifically waived by the domiciliary state. However, in the event that your domiciliary state waives the filing requirement, your response of **WAIVED** to the specific interrogatory will be accepted in lieu of filing a "NONE" report and a bar code will be printed below. If the supplement is required of your company but is not being filed for whatever reason enter **SEE EXPLANATION** and provide an explanation following the interrogatory questions.

	<u>Responses</u>
<b>MARCH FILING</b>	
1. Will an Actuarial Opinion be filed by March 1? .....	YES
2. Will the Supplemental Compensation Exhibit be filed with the state of domicile by March 1? .....	YES
3. Will the confidential Risk-based Capital Report be filed with the NAIC by March 1? .....	YES
4. Will the confidential Risk-based Capital Report be filed with the state of domicile, if required by March 1? .....	YES
<b>APRIL FILING</b>	
5. Will the Insurance Expense Exhibit be filed with the state of domicile and the NAIC by April 1? .....	YES
6. Will Management's Discussion and Analysis be filed by April 1? .....	YES
7. Will the Supplemental Investment Risk Interrogatories be filed by April 1? .....	YES
<b>MAY FILING</b>	
8. Will this company be included in a combined annual statement which is filed with the NAIC by May 1? .....	YES
<b>JUNE FILING</b>	
9. Will an Audited Financial Report be filed by June 1? .....	YES
10. Will Accountant's Letter of Qualifications be filed with the state of domicile and electronically with the NAIC by June 1? .....	YES

**SUPPLEMENTAL FILINGS**




The following supplemental reports are required to be filed as part of your annual statement filing **if your company is engaged in the type of business covered by the supplement. However, in the event that your company does not transact the type of business for which the special report must be filed, your response of NO to the specific interrogatory will be accepted in lieu of filing a "NONE" report and a bar code will be printed below.** If the supplement is required of your company but is not being filed for whatever reason enter **SEE EXPLANATION** and provide an explanation following the interrogatory questions.

<b>MARCH FILING</b>	
11. Will Schedule SIS (Stockholder Information Supplement) be filed with the state of domicile by March 1? .....	NO
12. Will the Financial Guaranty Insurance Exhibit be filed by March 1? .....	NO
13. Will the Medicare Supplement Insurance Experience Exhibit be filed with the state of domicile and the NAIC by March 1? .....	NO
14. Will Supplement A to Schedule T (Medical Professional Liability Supplement) be filed by March 1? .....	NO
15. Will the Trusteed Surplus Statement be filed with the state of domicile and the NAIC by March 1? .....	NO
16. Will the Premiums Attributed to Protected Cells Exhibit be filed by March 1? .....	NO
17. Will the Reinsurance Summary Supplemental Filing for General Interrogatory 9 be filed with the state of domicile and the NAIC by March 1? .....	NO
18. Will the Medicare Part D Coverage Supplement be filed with the state of domicile and the NAIC by March 1? .....	NO
19. Will the confidential Actuarial Opinion Summary be filed with the state of domicile, if required, by March 15 (or the date otherwise specified)? .....	YES
20. Will the Reinsurance Attestation Supplement be filed with the state of domicile and the NAIC by March 1? .....	NO
21. Will the Exceptions to the Reinsurance Attestation Supplement be filed with the state of domicile by March 1? .....	NO
22. Will the Bail Bond Supplement be filed with the state of domicile and the NAIC by March 1? .....	NO
23. Will the Director and Officer Insurance Coverage Supplement be filed with the state of domicile and the NAIC by March 1? .....	NO
24. Will an approval from the reporting entity's state of domicile for relief related to the five-year rotation requirement for lead audit partner be filed electronically with the NAIC by March 1? .....	NO
25. Will an approval from the reporting entity's state of domicile for relief related to the one-year cooling off period for independent CPA be filed electronically with the NAIC by March 1? .....	NO
26. Will an approval from the reporting entity's state of domicile for relief related to the Requirements for Audit Committees be filed electronically with the NAIC by March 1? .....	NO
27. Will the Supplemental Schedule for Reinsurance Counterparty Reporting Exception - Asbestos and Pollution Contracts be filed with the state of domicile and the NAIC by March 1? .....	NO
28. Will the Exhibit of Other Liabilities by Lines of Business be filed with the state of domicile and the NAIC by March 1? .....	NO
29. Will the Market Conduct Annual Statement (MCAS) Premium Exhibit for Year be filed with appropriate jurisdictions and with the NAIC by March 1? .....	YES
<b>APRIL FILING</b>	
30. Will the Credit Insurance Experience Exhibit be filed with the state of domicile and the NAIC by April 1? .....	NO
31. Will the Long-term Care Experience Reporting Forms be filed with the state of domicile and the NAIC by April 1? .....	NO
32. Will the Accident and Health Policy Experience Exhibit be filed by April 1? .....	NO
33. Will the Supplemental Health Care Exhibit (Parts 1 and 2) be filed with the state of domicile and the NAIC by April 1? .....	NO
34. Will the Cybersecurity Insurance Coverage Supplement be filed with the state of domicile and the NAIC by April 1? .....	NO
35. Will the Life, Health & Annuity Guaranty Association Assessable Premium Exhibit - Parts 1 and 2 be filed with the state of domicile and the NAIC by April 1? .....	NO
36. Will the Private Flood Insurance Supplement be filed with the state of domicile and the NAIC by April 1? .....	NO
37. Will the Mortgage Guaranty Insurance Exhibit be filed with the state of domicile and the NAIC by April 1? .....	NO
<b>AUGUST FILING</b>	
38. Will Management's Report of Internal Control Over Financial Reporting be filed with the state of domicile by August 1? .....	YES

**Explanations:**

- 11.
- 12.
- 13.
- 14.
- 15.
- 16.
- 17.
- 18.
- 20.
- 21.
- 22.
- 23.
- 24.
- 25.
- 26.
- 27.
- 28.
- 30.
- 31.
- 32.
- 33.
- 34.
- 35.
- 36.
- 37.

**Bar Codes:**

11. SIS Stockholder Information Supplement [Document Identifier 420]	
12. Financial Guaranty Insurance Exhibit [Document Identifier 240]	
13. Medicare Supplement Insurance Experience Exhibit [Document Identifier 360]	
14. Supplement A to Schedule T [Document Identifier 455]	
15. Trusteed Surplus Statement [Document Identifier 490]	
16. Premiums Attributed to Protected Cells Exhibit [Document Identifier 385]	

**SUPPLEMENTAL EXHIBITS AND SCHEDULES INTERROGATORIES**

17. Reinsurance Summary Supplemental Filing [Document Identifier 401]



18. Medicare Part D Coverage Supplement [Document Identifier 365]



20. Reinsurance Attestation Supplement [Document Identifier 399]



21. Exceptions to the Reinsurance Attestation Supplement [Document Identifier 400]



22. Bail Bond Supplement [Document Identifier 500]



23. Director and Officer Insurance Coverage Supplement [Document Identifier 505]



24. Relief from the five-year rotation requirement for lead audit partner [Document Identifier 224]



25. Relief from the one-year cooling off period for independent CPA [Document Identifier 225]



26. Relief from the Requirements for Audit Committees [Document Identifier 226]



27. Reinsurance Counterparty Reporting Exception – Asbestos and Pollution Contracts [Document Identifier 555]



28. Exhibit of Other Liabilities by Lines of Business [Document Identifier 570]



30. Credit Insurance Experience Exhibit [Document Identifier 230]



31. Long-Term Care Experience Reporting Forms [Document Identifier 306]



32. Accident and Health Policy Experience Exhibit [Document Identifier 210]



33. Supplemental Health Care Exhibit (Parts 1 and 2) [Document Identifier 216]



34. Cybersecurity Insurance Coverage Supplement [Document Identifier 550]



35. Life, Health & Annuity Guaranty Association Assessable Premium Exhibit - Parts 1 and 2 [Document Identifier 290]



36. Private Flood Insurance Supplement [Document Identifier 560]



37. Will the Mortgage Guaranty Insurance Exhibit [Document Identifier 565]



**OVERFLOW PAGE FOR WRITE-INS**

Additional Write-ins for Liabilities Line 25

		1	2
		Current Year	Prior Year
2504.	Pooled share of unauthorized reinsurance .....	169,082	4,462
2597.	Summary of remaining write-ins for Line 25 from overflow page	169,082	4,462

Additional Write-ins for Underwriting and Investment Exhibit Part 3 Line 24

		1	2	3	4
		Loss Adjustment Expenses	Other Underwriting Expenses	Investment Expenses	Total
2404.	Miscellaneous investment expenses .....			5,391	5,391
2497.	Summary of remaining write-ins for Line 24 from overflow page			5,391	5,391



SUPPLEMENT FOR THE YEAR 2025 OF THE FARMERS INSURANCE OF COLUMBUS, INC.  
**MARKET CONDUCT ANNUAL STATEMENT (MCAS) PREMIUM EXHIBIT FOR YEAR**

For The Year Ended December 31, 2025  
 (To Be Filed by March 1)

**FOR THE STATE OF: California**

NAIC Group Code 0069

NAIC Company Code 36889

MCAS LINE OF BUSINESS	MCAS Reportable Premium/Considerations (Yes/No)
1. Disability income .....	NO
2. Health .....	NO
3. Homeowners .....	NO
4. Individual annuity .....	NO
5. Individual life .....	NO
6. Lender-placed home and auto .....	NO
7. Long-term care .....	NO
8. Other health .....	NO
9. Private flood .....	NO
10. Private passenger auto .....	NO
11. Short-term limited duration health plans .....	NO
12. Travel .....	NO
13. Pet insurance plans	NO



SUPPLEMENT FOR THE YEAR 2025 OF THE FARMERS INSURANCE OF COLUMBUS, INC.  
**MARKET CONDUCT ANNUAL STATEMENT (MCAS) PREMIUM EXHIBIT FOR YEAR**

For The Year Ended December 31, 2025  
 (To Be Filed by March 1)

**FOR THE STATE OF: Michigan**

NAIC Group Code 0069

NAIC Company Code 36889

MCAS LINE OF BUSINESS	MCAS Reportable Premium/Considerations (Yes/No)
1. Disability income .....	NO
2. Health .....	NO
3. Homeowners .....	NO
4. Individual annuity .....	NO
5. Individual life .....	NO
6. Lender-placed home and auto .....	NO
7. Long-term care .....	NO
8. Other health .....	NO
9. Private flood .....	NO
10. Private passenger auto .....	NO
11. Short-term limited duration health plans .....	NO
12. Travel .....	NO
13. Pet insurance plans	NO



SUPPLEMENT FOR THE YEAR 2025 OF THE FARMERS INSURANCE OF COLUMBUS, INC.  
**MARKET CONDUCT ANNUAL STATEMENT (MCAS) PREMIUM EXHIBIT FOR YEAR**

For The Year Ended December 31, 2025  
 (To Be Filed by March 1)

**FOR THE STATE OF: Ohio**

NAIC Group Code 0069

NAIC Company Code 36889

MCAS LINE OF BUSINESS	MCAS Reportable Premium/Considerations (Yes/No)
1. Disability income .....	NO
2. Health .....	NO
3. Homeowners .....	YES
4. Individual annuity .....	NO
5. Individual life .....	NO
6. Lender-placed home and auto .....	NO
7. Long-term care .....	NO
8. Other health .....	NO
9. Private flood .....	NO
10. Private passenger auto .....	YES
11. Short-term limited duration health plans .....	NO
12. Travel .....	NO
13. Pet insurance plans	NO