



PROPERTY AND CASUALTY COMPANIES - ASSOCIATION EDITION

ANNUAL STATEMENT

FOR THE YEAR ENDED DECEMBER 31, 2025
OF THE CONDITION AND AFFAIRS OF THE

NATIONWIDE INSURANCE COMPANY OF AMERICA

NAIC Group Code 0140 0140 NAIC Company Code 25453 Employer's ID Number 95-2130882
(Current) (Prior)

Organized under the Laws of OHIO, State of Domicile or Port of Entry OH
Country of Domicile United States of America

Incorporated/Organized 06/30/1960 Commenced Business 08/31/1960

Statutory Home Office ONE WEST NATIONWIDE BLVD. COLUMBUS, OH, US 43215-2220
(Street and Number) (City or Town, State, Country and Zip Code)

Main Administrative Office ONE WEST NATIONWIDE BLVD.
(Street and Number)
COLUMBUS, OH, US 43215-2220 614-249-1545
(City or Town, State, Country and Zip Code) (Area Code) (Telephone Number)

Mail Address ONE WEST NATIONWIDE BLVD., 1-14-301 COLUMBUS, OH, US 43215-2220
(Street and Number or P.O. Box) (City or Town, State, Country and Zip Code)

Primary Location of Books and Records ONE WEST NATIONWIDE BLVD., 1-14-301
(Street and Number)
COLUMBUS, OH, US 43215-2220 614-249-1545
(City or Town, State, Country and Zip Code) (Area Code) (Telephone Number)

Internet Website Address WWW.NATIONWIDE.COM

Statutory Statement Contact ANDREA D. IACOBONI 614-249-1545
(Name) (Area Code) (Telephone Number)
FINRPT@NATIONWIDE.COM 866-315-1430
(E-mail Address) (FAX Number)

OFFICERS

PRESIDENT & COO MARK ALLEN BERVEN VP & TREASURER KELLY SUTHERLAND BERRY #
SVP & SECRETARY DENISE LYNN SKINGLE

OTHER

KEVIN PAUL SCHEIDERER, VP-CHIEF TAX OFFC

DIRECTORS OR TRUSTEES

MARK ALLEN BERVEN OSCAR GUERRERO CASEY ELLEN KEMPTON
DAVID NEIL NELSON # GEORGE MIDDLETON WILLIAMS III

State of OHIO SS
County of FRANKLIN

The officers of this reporting entity being duly sworn, each depose and say that they are the described officers of said reporting entity, and that on the reporting period stated above, all of the herein described assets were the absolute property of the said reporting entity, free and clear from any liens or claims thereon, except as herein stated, and that this statement, together with related exhibits, schedules and explanations therein contained, annexed or referred to, is a full and true statement of all the assets and liabilities and of the condition and affairs of the said reporting entity as of the reporting period stated above, and of its income and deductions therefrom for the period ended, and have been completed in accordance with the NAIC Annual Statement Instructions and Accounting Practices and Procedures manual except to the extent that: (1) state law may differ; or, (2) that state rules or regulations require differences in reporting not related to accounting practices and procedures, according to the best of their information, knowledge and belief, respectively. Furthermore, the scope of this attestation by the described officers also includes the related corresponding electronic filing with the NAIC, when required, that is an exact copy (except for formatting differences due to electronic filing) of the enclosed statement. The electronic filing may be requested by various regulators in lieu of or in addition to the enclosed statement.

MARK ALLEN BERVEN
PRESIDENT & COO

DENISE LYNN SKINGLE
SVP & SECRETARY

KELLY SUTHERLAND BERRY
VP & TREASURER

Subscribed and sworn to before me this 20 day of January
Lauren Garverick

- a. Is this an original filing? Yes [X] No []
b. If no,
1. State the amendment number.....
2. Date filed
3. Number of pages attached.....



Lauren Garverick
Notary Public, State of Ohio
Commission #: 2025-RE-891568
My Commission Expires 06-16-30



PROPERTY AND CASUALTY COMPANIES - ASSOCIATION EDITION

ANNUAL STATEMENT

FOR THE YEAR ENDED DECEMBER 31, 2025
OF THE CONDITION AND AFFAIRS OF THE

NATIONWIDE INSURANCE COMPANY OF AMERICA

NAIC Group Code 0140 (Current) 0140 (Prior) NAIC Company Code 25453 Employer's ID Number 95-2130882

Organized under the Laws of OHIO, State of Domicile or Port of Entry OH
Country of Domicile United States of America

Incorporated/Organized 06/30/1960 Commenced Business 08/31/1960

Statutory Home Office ONE WEST NATIONWIDE BLVD., COLUMBUS, OH, US 43215-2220
(Street and Number) (City or Town, State, Country and Zip Code)

Main Administrative Office ONE WEST NATIONWIDE BLVD., COLUMBUS, OH, US 43215-2220
(Street and Number) (City or Town, State, Country and Zip Code)
614-249-1545 (Area Code) (Telephone Number)

Mail Address ONE WEST NATIONWIDE BLVD., 1-14-301, COLUMBUS, OH, US 43215-2220
(Street and Number or P.O. Box) (City or Town, State, Country and Zip Code)

Primary Location of Books and Records ONE WEST NATIONWIDE BLVD., 1-14-301, COLUMBUS, OH, US 43215-2220
(Street and Number) (City or Town, State, Country and Zip Code)
614-249-1545 (Area Code) (Telephone Number)

Internet Website Address WWW.NATIONWIDE.COM

Statutory Statement Contact ANDREA D. IACOBONI, 614-249-1545
(Name) (Area Code) (Telephone Number)
FINRPT@NATIONWIDE.COM, 866-315-1430
(E-mail Address) (FAX Number)

OFFICERS

PRESIDENT & COO MARK ALLEN BERVEN VP & TREASURER KELLY SUTHERLAND BERRY #
SVP & SECRETARY DENISE LYNN SKINGLE

OTHER

KEVIN PAUL SCHEIDERER, VP-CHIEF TAX OFFC

DIRECTORS OR TRUSTEES

MARK ALLEN BERVEN OSCAR GUERRERO CASEY ELLEN KEMPTON
DAVID NEIL NELSON # GEORGE MIDDLETON WILLIAMS III

State of Ohio County of Franklin SS

The officers of this reporting entity being duly sworn, each depose and say that they are the described officers of said reporting entity, and that on the reporting period stated above, all of the herein described assets were the absolute property of the said reporting entity, free and clear from any liens or claims thereon, except as herein stated, and that this statement, together with related exhibits, schedules and explanations therein contained, annexed or referred to, is a full and true statement of all the assets and liabilities and of the condition and affairs of the said reporting entity as of the reporting period stated above, and of its income and deductions therefrom for the period ended, and have been completed in accordance with the NAIC Annual Statement Instructions and Accounting Practices and Procedures manual except to the extent that: (1) state law may differ; or, (2) that state rules or regulations require differences in reporting not related to accounting practices and procedures, according to the best of their information, knowledge and belief, respectively. Furthermore, the scope of this attestation by the described officers also includes the related corresponding electronic filing with the NAIC, when required, that is an exact copy (except for formatting differences due to electronic filing) of the enclosed statement. The electronic filing may be requested by various regulators in lieu of or in addition to the enclosed statement.

MARK ALLEN BERVEN
PRESIDENT & COO

DENISE LYNN SKINGLE
SVP & SECRETARY

KELLY SUTHERLAND BERRY
VP & TREASURER

Subscribed and sworn to before me this 22 day of January 2026
Nicole Sours

- a. Is this an original filing? Yes [X] No []
b. If no,
1. State the amendment number.....
2. Date filed
3. Number of pages attached.....



Nicole Sours
Notary Public, State of Ohio
My Commission Expires 11-26-2027



PROPERTY AND CASUALTY COMPANIES - ASSOCIATION EDITION

ANNUAL STATEMENT

FOR THE YEAR ENDED DECEMBER 31, 2025
OF THE CONDITION AND AFFAIRS OF THE

NATIONWIDE INSURANCE COMPANY OF AMERICA

NAIC Group Code 0140 0140 NAIC Company Code 25453 Employer's ID Number 95-2130882
(Current) (Prior)

Organized under the Laws of OHIO, State of Domicile or Port of Entry OH
Country of Domicile United States of America

Incorporated/Organized 06/30/1960 Commenced Business 08/31/1960

Statutory Home Office ONE WEST NATIONWIDE BLVD., COLUMBUS, OH, US 43215-2220
(Street and Number) (City or Town, State, Country and Zip Code)

Main Administrative Office ONE WEST NATIONWIDE BLVD.
(Street and Number)
COLUMBUS, OH, US 43215-2220 614-249-1545
(City or Town, State, Country and Zip Code) (Area Code) (Telephone Number)

Mail Address ONE WEST NATIONWIDE BLVD., 1-14-301, COLUMBUS, OH, US 43215-2220
(Street and Number or P.O. Box) (City or Town, State, Country and Zip Code)

Primary Location of Books and Records ONE WEST NATIONWIDE BLVD., 1-14-301
(Street and Number)
COLUMBUS, OH, US 43215-2220 614-249-1545
(City or Town, State, Country and Zip Code) (Area Code) (Telephone Number)

Internet Website Address WWW.NATIONWIDE.COM

Statutory Statement Contact ANDREA D. IACOBONI, 614-249-1545
(Name) (Area Code) (Telephone Number)
FINRPT@NATIONWIDE.COM 866-315-1430
(E-mail Address) (FAX Number)

OFFICERS

PRESIDENT & COO MARK ALLEN BERVEN VP & TREASURER KELLY SUTHERLAND BERRY #
SVP & SECRETARY DENISE LYNN SKINGLE

OTHER

KEVIN PAUL SCHEIDERER, VP-CHIEF TAX OFFC

DIRECTORS OR TRUSTEES

MARK ALLEN BERVEN OSCAR GUERRERO CASEY ELLEN KEMPTON
DAVID NEIL NELSON # GEORGE MIDDLETON WILLIAMS III

State of OHIO SS
County of FRANKLIN

The officers of this reporting entity being duly sworn, each depose and say that they are the described officers of said reporting entity, and that on the reporting period stated above, all of the herein described assets were the absolute property of the said reporting entity, free and clear from any liens or claims thereon, except as herein stated, and that this statement, together with related exhibits, schedules and explanations therein contained, annexed or referred to, is a full and true statement of all the assets and liabilities and of the condition and affairs of the said reporting entity as of the reporting period stated above, and of its income and deductions therefrom for the period ended, and have been completed in accordance with the NAIC Annual Statement Instructions and Accounting Practices and Procedures manual except to the extent that: (1) state law may differ; or, (2) that state rules or regulations require differences in reporting not related to accounting practices and procedures, according to the best of their information, knowledge and belief, respectively. Furthermore, the scope of this attestation by the described officers also includes the related corresponding electronic filing with the NAIC, when required, that is an exact copy (except for formatting differences due to electronic filing) of the enclosed statement. The electronic filing may be requested by various regulators in lieu of or in addition to the enclosed statement.

MARK ALLEN BERVEN
PRESIDENT & COO

DENISE LYNN SKINGLE
SVP & SECRETARY

Kelly Berry
KELLY SUTHERLAND BERRY
VP & TREASURER

Subscribed and sworn to before me this 21 day of January
Lauren Garverick

- a. Is this an original filing? Yes [X] No []
b. If no,
1. State the amendment number.....
2. Date filed
3. Number of pages attached.....



Lauren Garverick
Notary Public, State of Ohio
Commission #: 2025-RE-891568
My Commission Expires 06-16-30



ANNUAL STATEMENT FOR THE YEAR 2025 OF THE NATIONWIDE INSURANCE COMPANY OF AMERICA

EXHIBIT OF PREMIUMS AND LOSSES (Statutory Page 14)

NAIC Group Code 0140

BUSINESS IN THE STATE OF Alabama

DURING THE YEAR 2025

NAIC Company Code 25453

Table with 12 columns: Line of Business, Direct Premiums Written, Direct Premiums Earned, Dividends Paid or Credited to Policyholders on Direct Business, Direct Unearned Premium Reserves, Direct Losses Paid (deducting salvage), Direct Losses Incurred, Direct Losses Unpaid, Direct Defense and Cost Containment Expense Paid, Direct Defense and Cost Containment Expense Incurred, Direct Defense and Cost Containment Expense Unpaid, Commissions and Brokerage Expenses, Taxes, Licenses and Fees. Rows include various insurance categories like Fire, Auto, Life, etc., and a total row at the bottom.

(a) Finance and service charges not included in Lines 1 to 35 \$ 168,837

(b) For health business on indicated lines report: Number of persons insured under PPO managed care products and number of persons insured under indemnity only products

19AL



ANNUAL STATEMENT FOR THE YEAR 2025 OF THE NATIONWIDE INSURANCE COMPANY OF AMERICA

EXHIBIT OF PREMIUMS AND LOSSES (Statutory Page 14)

NAIC Group Code 0140

BUSINESS IN THE STATE OF Alaska

DURING THE YEAR 2025

NAIC Company Code 25453

Table with 12 columns: Line of Business, Direct Premiums Written, Direct Premiums Earned, Dividends Paid or Credited to Policyholders on Direct Business, Direct Unearned Premium Reserves, Direct Losses Paid (deducting salvage), Direct Losses Incurred, Direct Losses Unpaid, Direct Defense and Cost Containment Expense Paid, Direct Defense and Cost Containment Expense Incurred, Direct Defense and Cost Containment Expense Unpaid, Commissions and Brokerage Expenses, Taxes, Licenses and Fees. Rows include various insurance categories like Fire, Auto, Life, and a Total (a) row.

19AK

(a) Finance and service charges not included in Lines 1 to 35 \$ (b) For health business on indicated lines report: Number of persons insured under PPO managed care products and number of persons insured under indemnity only products



ANNUAL STATEMENT FOR THE YEAR 2025 OF THE NATIONWIDE INSURANCE COMPANY OF AMERICA

EXHIBIT OF PREMIUMS AND LOSSES (Statutory Page 14)

NAIC Group Code 0140

BUSINESS IN THE STATE OF Arizona

DURING THE YEAR 2025

NAIC Company Code 25453

Table with 12 columns: Line of Business, Direct Premiums Written, Direct Premiums Earned, Dividends Paid or Credited to Policyholders on Direct Business, Direct Unearned Premium Reserves, Direct Losses Paid (deducting salvage), Direct Losses Incurred, Direct Losses Unpaid, Direct Defense and Cost Containment Expense Paid, Direct Defense and Cost Containment Expense Incurred, Direct Defense and Cost Containment Expense Unpaid, Commissions and Brokerage Expenses, Taxes, Licenses and Fees. Rows include various insurance categories like Fire, Auto, Life, and Health, ending with a Total (a) row.

(a) Finance and service charges not included in Lines 1 to 35 \$ 98,355

(b) For health business on indicated lines report: Number of persons insured under PPO managed care products and number of persons insured under indemnity only products

19AZ



ANNUAL STATEMENT FOR THE YEAR 2025 OF THE NATIONWIDE INSURANCE COMPANY OF AMERICA

EXHIBIT OF PREMIUMS AND LOSSES (Statutory Page 14)

NAIC Group Code 0140

BUSINESS IN THE STATE OF Arkansas

DURING THE YEAR 2025

NAIC Company Code 25453

Table with 12 columns: Line of Business, Gross Premiums (Direct Written, Direct Earned), Dividends Paid, Direct Unearned Premium Reserves, Direct Losses Paid, Direct Losses Incurred, Direct Losses Unpaid, Direct Defense and Cost Containment Expense Paid, Direct Defense and Cost Containment Expense Incurred, Direct Defense and Cost Containment Expense Unpaid, Commissions and Brokerage Expenses, Taxes, Licenses and Fees. Rows include various insurance categories like Fire, Auto, Life, and a Total (a) row.

(a) Finance and service charges not included in Lines 1 to 35 \$ 7,248

(b) For health business on indicated lines report: Number of persons insured under PPO managed care products and number of persons insured under indemnity only products

19 AR



ANNUAL STATEMENT FOR THE YEAR 2025 OF THE NATIONWIDE INSURANCE COMPANY OF AMERICA

EXHIBIT OF PREMIUMS AND LOSSES (Statutory Page 14)

NAIC Group Code 0140

BUSINESS IN THE STATE OF California

DURING THE YEAR 2025

NAIC Company Code 25453

Table with 12 columns: Line of Business, Direct Premiums Written, Direct Premiums Earned, Dividends Paid or Credited to Policyholders on Direct Business, Direct Unearned Premium Reserves, Direct Losses Paid (deducting salvage), Direct Losses Incurred, Direct Losses Unpaid, Direct Defense and Cost Containment Expense Paid, Direct Defense and Cost Containment Expense Incurred, Direct Defense and Cost Containment Expense Unpaid, Commissions and Brokerage Expenses, Taxes, Licenses and Fees. Rows include various insurance categories like Fire, Multiple peril crop, Federal flood, etc., ending with a Total (a) row.

(a) Finance and service charges not included in Lines 1 to 35 \$ 2,184,364

(b) For health business on indicated lines report: Number of persons insured under PPO managed care products and number of persons insured under indemnity only products

19 CA



ANNUAL STATEMENT FOR THE YEAR 2025 OF THE NATIONWIDE INSURANCE COMPANY OF AMERICA

EXHIBIT OF PREMIUMS AND LOSSES (Statutory Page 14)

NAIC Group Code 0140

BUSINESS IN THE STATE OF Colorado

DURING THE YEAR 2025

NAIC Company Code 25453

Table with 12 columns: Line of Business, Direct Premiums Written, Direct Premiums Earned, Dividends Paid or Credited to Policyholders on Direct Business, Direct Unearned Premium Reserves, Direct Losses Paid (deducting salvage), Direct Losses Incurred, Direct Losses Unpaid, Direct Defense and Cost Containment Expense Paid, Direct Defense and Cost Containment Expense Incurred, Direct Defense and Cost Containment Expense Unpaid, Commissions and Brokerage Expenses, Taxes, Licenses and Fees. Rows include various insurance categories like Fire, Auto, Life, and Health, ending with a Total (a) row.

(a) Finance and service charges not included in Lines 1 to 35 \$ 141,334

(b) For health business on indicated lines report: Number of persons insured under PPO managed care products and number of persons insured under indemnity only products

19 CO



ANNUAL STATEMENT FOR THE YEAR 2025 OF THE NATIONWIDE INSURANCE COMPANY OF AMERICA

EXHIBIT OF PREMIUMS AND LOSSES (Statutory Page 14)

NAIC Group Code 0140

BUSINESS IN THE STATE OF Connecticut

DURING THE YEAR 2025

NAIC Company Code 25453

Table with 12 columns: Line of Business, Direct Premiums Written, Direct Premiums Earned, Dividends Paid or Credited to Policyholders on Direct Business, Direct Unearned Premium Reserves, Direct Losses Paid (deducting salvage), Direct Losses Incurred, Direct Losses Unpaid, Direct Defense and Cost Containment Expense Paid, Direct Defense and Cost Containment Expense Incurred, Direct Defense and Cost Containment Expense Unpaid, Commissions and Brokerage Expenses, Taxes, Licenses and Fees. Rows include various insurance categories like Fire, Multiple peril crop, Commercial multiple peril, etc.

(a) Finance and service charges not included in Lines 1 to 35 \$ 310,715

(b) For health business on indicated lines report: Number of persons insured under PPO managed care products and number of persons insured under indemnity only products

19 CT



ANNUAL STATEMENT FOR THE YEAR 2025 OF THE NATIONWIDE INSURANCE COMPANY OF AMERICA

EXHIBIT OF PREMIUMS AND LOSSES (Statutory Page 14)

NAIC Group Code 0140

BUSINESS IN THE STATE OF Delaware

DURING THE YEAR 2025

NAIC Company Code 25453

Table with 12 columns: Line of Business, Direct Premiums Written, Direct Premiums Earned, Dividends Paid or Credited to Policyholders on Direct Business, Direct Unearned Premium Reserves, Direct Losses Paid (deducting salvage), Direct Losses Incurred, Direct Losses Unpaid, Direct Defense and Cost Containment Expense Paid, Direct Defense and Cost Containment Expense Incurred, Direct Defense and Cost Containment Expense Unpaid, Commissions and Brokerage Expenses, Taxes, Licenses and Fees. Rows include various insurance categories like Fire, Multiple peril crop, Commercial multiple peril, etc.

(a) Finance and service charges not included in Lines 1 to 35 \$ 1,754

(b) For health business on indicated lines report: Number of persons insured under PPO managed care products and number of persons insured under indemnity only products

19 DE



ANNUAL STATEMENT FOR THE YEAR 2025 OF THE NATIONWIDE INSURANCE COMPANY OF AMERICA

EXHIBIT OF PREMIUMS AND LOSSES (Statutory Page 14)

NAIC Group Code 0140

BUSINESS IN THE STATE OF District of Columbia

DURING THE YEAR 2025

NAIC Company Code 25453

Table with 12 columns: Line of Business, Direct Premiums Written, Direct Premiums Earned, Dividends Paid or Credited to Policyholders on Direct Business, Direct Unearned Premium Reserves, Direct Losses Paid (deducting salvage), Direct Losses Incurred, Direct Losses Unpaid, Direct Defense and Cost Containment Expense Paid, Direct Defense and Cost Containment Expense Incurred, Direct Defense and Cost Containment Expense Unpaid, Commissions and Brokerage Expenses, Taxes, Licenses and Fees. Rows include various insurance categories like Fire, Commercial multiple peril, Workers' compensation, etc.

(a) Finance and service charges not included in Lines 1 to 35 \$ 1,958

(b) For health business on indicated lines report: Number of persons insured under PPO managed care products and number of persons insured under indemnity only products

19DC



ANNUAL STATEMENT FOR THE YEAR 2025 OF THE NATIONWIDE INSURANCE COMPANY OF AMERICA

EXHIBIT OF PREMIUMS AND LOSSES (Statutory Page 14)

NAIC Group Code 0140

BUSINESS IN THE STATE OF Florida

DURING THE YEAR 2025

NAIC Company Code 25453

Table with 12 columns: Line of Business, Direct Premiums Written, Direct Premiums Earned, Dividends Paid or Credited to Policyholders on Direct Business, Direct Unearned Premium Reserves, Direct Losses Paid (deducting salvage), Direct Losses Incurred, Direct Losses Unpaid, Direct Defense and Cost Containment Expense Paid, Direct Defense and Cost Containment Expense Incurred, Direct Defense and Cost Containment Expense Unpaid, Commissions and Brokerage Expenses, Taxes, Licenses and Fees. Rows include various insurance categories like Fire, Auto, Life, and a Total (a) row.

(a) Finance and service charges not included in Lines 1 to 35 \$ 58,487

(b) For health business on indicated lines report: Number of persons insured under PPO managed care products and number of persons insured under indemnity only products

19 FL



ANNUAL STATEMENT FOR THE YEAR 2025 OF THE NATIONWIDE INSURANCE COMPANY OF AMERICA

EXHIBIT OF PREMIUMS AND LOSSES (Statutory Page 14)

NAIC Group Code 0140

BUSINESS IN THE STATE OF Georgia

DURING THE YEAR 2025

NAIC Company Code 25453

Table with 12 columns: Line of Business, Direct Premiums Written, Direct Premiums Earned, Dividends Paid or Credited to Policyholders on Direct Business, Direct Unearned Premium Reserves, Direct Losses Paid (deducting salvage), Direct Losses Incurred, Direct Losses Unpaid, Direct Defense and Cost Containment Expense Paid, Direct Defense and Cost Containment Expense Incurred, Direct Defense and Cost Containment Expense Unpaid, Commissions and Brokerage Expenses, Taxes, Licenses and Fees. Rows include various insurance categories like Fire, Auto, Life, and Total (a).

(a) Finance and service charges not included in Lines 1 to 35 \$ 173,062
(b) For health business on indicated lines report: Number of persons insured under PPO managed care products and number of persons insured under indemnity only products

19 GA



ANNUAL STATEMENT FOR THE YEAR 2025 OF THE NATIONWIDE INSURANCE COMPANY OF AMERICA

EXHIBIT OF PREMIUMS AND LOSSES (Statutory Page 14)

NAIC Group Code 0140

BUSINESS IN THE STATE OF Idaho

DURING THE YEAR 2025

NAIC Company Code 25453

Table with 12 columns: Line of Business, Direct Premiums Written, Direct Premiums Earned, Dividends Paid or Credited to Policyholders on Direct Business, Direct Unearned Premium Reserves, Direct Losses Paid (deducting salvage), Direct Losses Incurred, Direct Losses Unpaid, Direct Defense and Cost Containment Expense Paid, Direct Defense and Cost Containment Expense Incurred, Direct Defense and Cost Containment Expense Unpaid, Commissions and Brokerage Expenses, Taxes, Licenses and Fees. Rows include various insurance categories like Fire, Commercial multiple peril, and Total (a).

(a) Finance and service charges not included in Lines 1 to 35 \$ 64,919

(b) For health business on indicated lines report: Number of persons insured under PPO managed care products and number of persons insured under indemnity only products

191D



ANNUAL STATEMENT FOR THE YEAR 2025 OF THE NATIONWIDE INSURANCE COMPANY OF AMERICA

EXHIBIT OF PREMIUMS AND LOSSES (Statutory Page 14)

NAIC Group Code 0140

BUSINESS IN THE STATE OF Illinois

DURING THE YEAR 2025

NAIC Company Code 25453

Table with 12 columns: Line of Business, Direct Premiums Written, Direct Premiums Earned, Dividends Paid or Credited to Policyholders on Direct Business, Direct Unearned Premium Reserves, Direct Losses Paid (deducting salvage), Direct Losses Incurred, Direct Losses Unpaid, Direct Defense and Cost Containment Expense Paid, Direct Defense and Cost Containment Expense Incurred, Direct Defense and Cost Containment Expense Unpaid, Commissions and Brokerage Expenses, Taxes, Licenses and Fees. Rows include various insurance categories like Fire, Auto, Life, and Health, ending with a Total (a) row.

(a) Finance and service charges not included in Lines 1 to 35 \$ 175,341

(b) For health business on indicated lines report: Number of persons insured under PPO managed care products and number of persons insured under indemnity only products

19.1L



ANNUAL STATEMENT FOR THE YEAR 2025 OF THE NATIONWIDE INSURANCE COMPANY OF AMERICA

EXHIBIT OF PREMIUMS AND LOSSES (Statutory Page 14)

NAIC Group Code 0140

BUSINESS IN THE STATE OF Indiana

DURING THE YEAR 2025

NAIC Company Code 25453

Table with 12 columns: Line of Business, Direct Premiums Written, Direct Premiums Earned, Dividends Paid or Credited to Policyholders on Direct Business, Direct Unearned Premium Reserves, Direct Losses Paid (deducting salvage), Direct Losses Incurred, Direct Losses Unpaid, Direct Defense and Cost Containment Expense Paid, Direct Defense and Cost Containment Expense Incurred, Direct Defense and Cost Containment Expense Unpaid, Commissions and Brokerage Expenses, Taxes, Licenses and Fees. Rows include various insurance categories like Fire, Multiple peril crop, Commercial multiple peril, etc., ending with a Total (a) row.

(a) Finance and service charges not included in Lines 1 to 35 \$ (5,462)

(b) For health business on indicated lines report: Number of persons insured under PPO managed care products and number of persons insured under indemnity only products

19.1N



ANNUAL STATEMENT FOR THE YEAR 2025 OF THE NATIONWIDE INSURANCE COMPANY OF AMERICA

EXHIBIT OF PREMIUMS AND LOSSES (Statutory Page 14)

NAIC Group Code 0140

BUSINESS IN THE STATE OF Iowa

DURING THE YEAR 2025

NAIC Company Code 25453

Table with 12 columns: Line of Business, Direct Premiums Written, Direct Premiums Earned, Dividends Paid or Credited to Policyholders on Direct Business, Direct Unearned Premium Reserves, Direct Losses Paid (deducting salvage), Direct Losses Incurred, Direct Losses Unpaid, Direct Defense and Cost Containment Expense Paid, Direct Defense and Cost Containment Expense Incurred, Direct Defense and Cost Containment Expense Unpaid, Commissions and Brokerage Expenses, Taxes, Licenses and Fees. Rows include various insurance categories like Fire, Multiple peril crop, Commercial multiple peril, etc.

(a) Finance and service charges not included in Lines 1 to 35 \$ 2,452

(b) For health business on indicated lines report: Number of persons insured under PPO managed care products and number of persons insured under indemnity only products

191A



ANNUAL STATEMENT FOR THE YEAR 2025 OF THE NATIONWIDE INSURANCE COMPANY OF AMERICA

EXHIBIT OF PREMIUMS AND LOSSES (Statutory Page 14)

NAIC Group Code 0140

BUSINESS IN THE STATE OF Kansas

DURING THE YEAR 2025

NAIC Company Code 25453

Table with 12 columns: Line of Business, Direct Premiums Written, Direct Premiums Earned, Dividends Paid or Credited to Policyholders on Direct Business, Direct Unearned Premium Reserves, Direct Losses Paid (deducting salvage), Direct Losses Incurred, Direct Losses Unpaid, Direct Defense and Cost Containment Expense Paid, Direct Defense and Cost Containment Expense Incurred, Direct Defense and Cost Containment Expense Unpaid, Commissions and Brokerage Expenses, Taxes, Licenses and Fees. Rows include various insurance categories like Fire, Multiple peril crop, Federal flood, etc., and a 'Total (a)' row.

(a) Finance and service charges not included in Lines 1 to 35 \$ 167,634

(b) For health business on indicated lines report: Number of persons insured under PPO managed care products and number of persons insured under indemnity only products

19 KS



ANNUAL STATEMENT FOR THE YEAR 2025 OF THE NATIONWIDE INSURANCE COMPANY OF AMERICA

EXHIBIT OF PREMIUMS AND LOSSES (Statutory Page 14)

NAIC Group Code 0140

BUSINESS IN THE STATE OF Kentucky

DURING THE YEAR 2025

NAIC Company Code 25453

Table with 12 columns: Line of Business, Direct Premiums Written, Direct Premiums Earned, Dividends Paid or Credited to Policyholders on Direct Business, Direct Unearned Premium Reserves, Direct Losses Paid (deducting salvage), Direct Losses Incurred, Direct Losses Unpaid, Direct Defense and Cost Containment Expense Paid, Direct Defense and Cost Containment Expense Incurred, Direct Defense and Cost Containment Expense Unpaid, Commissions and Brokerage Expenses, Taxes, Licenses and Fees. Rows include Fire, Multiple peril crop, Federal flood, Private crop, Private flood, Farmowners multiple peril, Homeowners multiple peril, Commercial multiple peril (non-liability portion), Commercial multiple peril (liability portion), Mortgage guaranty, Ocean marine, Inland marine, Pet insurance plans, Financial guaranty, Medical professional liability - occurrence, Medical professional liability - claims-made, Earthquake, Comprehensive (hospital and medical) ind (b), Comprehensive (hospital and medical) group (b), Credit A&H (group and Individual), Vision only (b), Dental only (b), Disability income (b), Medicare supplement (b), Medicaid Title XIX (b), Medicare Title XVIII (b), Long-term care (b), Federal employees health benefits plan (b), Other health (b), Workers' compensation, Other liability - occurrence, Other liability - claims-Made, Excess workers' compensation, Products liability - occurrence, Products liability - claims-made, Private passenger auto no-fault (personal injury protection), Other private passenger auto liability, Commercial auto no-fault (personal injury protection), Other commercial auto liability, Private passenger auto physical damage, Commercial auto physical damage, Aircraft (all perils), Fidelity, Surety, Burglary and theft, Boiler and machinery, Credit, International, Warranty, Reins nonproportional assumed property, Reins nonproportional assumed liability, Reins nonproportional assumed financial lines, Aggregate write-ins for other lines of business, Total (a), and DETAILS OF WRITE-INS (3401-3403, 3498, 3499).

(a) Finance and service charges not included in Lines 1 to 35 \$ 81,832

(b) For health business on indicated lines report: Number of persons insured under PPO managed care products and number of persons insured under indemnity only products

19 KY



ANNUAL STATEMENT FOR THE YEAR 2025 OF THE NATIONWIDE INSURANCE COMPANY OF AMERICA

EXHIBIT OF PREMIUMS AND LOSSES (Statutory Page 14)

NAIC Group Code 0140

BUSINESS IN THE STATE OF Maine

DURING THE YEAR 2025

NAIC Company Code 25453

Table with 12 columns: Line of Business, Direct Premiums Written, Direct Premiums Earned, Dividends Paid or Credited to Policyholders on Direct Business, Direct Unearned Premium Reserves, Direct Losses Paid (deducting salvage), Direct Losses Incurred, Direct Losses Unpaid, Direct Defense and Cost Containment Expense Paid, Direct Defense and Cost Containment Expense Incurred, Direct Defense and Cost Containment Expense Unpaid, Commissions and Brokerage Expenses, Taxes, Licenses and Fees. Rows include various insurance categories like Fire, Multiple peril crop, Commercial multiple peril, etc.

(a) Finance and service charges not included in Lines 1 to 35 \$ 217

(b) For health business on indicated lines report: Number of persons insured under PPO managed care products and number of persons insured under indemnity only products

19 ME



ANNUAL STATEMENT FOR THE YEAR 2025 OF THE NATIONWIDE INSURANCE COMPANY OF AMERICA

EXHIBIT OF PREMIUMS AND LOSSES (Statutory Page 14)

NAIC Group Code 0140

BUSINESS IN THE STATE OF Maryland

DURING THE YEAR 2025

NAIC Company Code 25453

Table with 12 columns: Line of Business, Direct Premiums Written, Direct Premiums Earned, Dividends Paid or Credited to Policyholders on Direct Business, Direct Unearned Premium Reserves, Direct Losses Paid (deducting salvage), Direct Losses Incurred, Direct Losses Unpaid, Direct Defense and Cost Containment Expense Paid, Direct Defense and Cost Containment Expense Incurred, Direct Defense and Cost Containment Expense Unpaid, Commissions and Brokerage Expenses, Taxes, Licenses and Fees. Rows include various insurance categories like Fire, Auto, Life, and Total (a).

(a) Finance and service charges not included in Lines 1 to 35 \$ 1,112,248

(b) For health business on indicated lines report: Number of persons insured under PPO managed care products and number of persons insured under indemnity only products

19 MD



ANNUAL STATEMENT FOR THE YEAR 2025 OF THE NATIONWIDE INSURANCE COMPANY OF AMERICA

EXHIBIT OF PREMIUMS AND LOSSES (Statutory Page 14)

NAIC Group Code 0140

BUSINESS IN THE STATE OF Massachusetts

DURING THE YEAR 2025

NAIC Company Code 25453

Table with 12 columns: Line of Business, Direct Premiums Written, Direct Premiums Earned, Dividends Paid or Credited to Policyholders on Direct Business, Direct Unearned Premium Reserves, Direct Losses Paid (deducting salvage), Direct Losses Incurred, Direct Losses Unpaid, Direct Defense and Cost Containment Expense Paid, Direct Defense and Cost Containment Expense Incurred, Direct Defense and Cost Containment Expense Unpaid, Commissions and Brokerage Expenses, Taxes, Licenses and Fees. Rows include various insurance categories like Fire, Auto, Life, etc., and a 'Total (a)' row.

(a) Finance and service charges not included in Lines 1 to 35 \$ 68,642
(b) For health business on indicated lines report: Number of persons insured under PPO managed care products and number of persons insured under indemnity only products

19 MA



ANNUAL STATEMENT FOR THE YEAR 2025 OF THE NATIONWIDE INSURANCE COMPANY OF AMERICA

EXHIBIT OF PREMIUMS AND LOSSES (Statutory Page 14)

NAIC Group Code 0140

BUSINESS IN THE STATE OF Michigan

DURING THE YEAR 2025

NAIC Company Code 25453

Table with 12 columns: Line of Business, Direct Premiums Written, Direct Premiums Earned, Dividends Paid or Credited to Policyholders on Direct Business, Direct Unearned Premium Reserves, Direct Losses Paid (deducting salvage), Direct Losses Incurred, Direct Losses Unpaid, Direct Defense and Cost Containment Expense Paid, Direct Defense and Cost Containment Expense Incurred, Direct Defense and Cost Containment Expense Unpaid, Commissions and Brokerage Expenses, Taxes, Licenses and Fees. Rows include various insurance categories like Fire, Multiple peril crop, Commercial multiple peril, etc.

(a) Finance and service charges not included in Lines 1 to 35 \$ 7,935

(b) For health business on indicated lines report: Number of persons insured under PPO managed care products and number of persons insured under indemnity only products

19.MI



ANNUAL STATEMENT FOR THE YEAR 2025 OF THE NATIONWIDE INSURANCE COMPANY OF AMERICA

EXHIBIT OF PREMIUMS AND LOSSES (Statutory Page 14)

NAIC Group Code 0140

BUSINESS IN THE STATE OF Minnesota

DURING THE YEAR 2025

NAIC Company Code 25453

Table with 12 columns: Line of Business, Direct Premiums Written, Direct Premiums Earned, Dividends Paid or Credited to Policyholders on Direct Business, Direct Unearned Premium Reserves, Direct Losses Paid (deducting salvage), Direct Losses Incurred, Direct Losses Unpaid, Direct Defense and Cost Containment Expense Paid, Direct Defense and Cost Containment Expense Incurred, Direct Defense and Cost Containment Expense Unpaid, Commissions and Brokerage Expenses, Taxes, Licenses and Fees. Rows include various insurance categories like Fire, Auto, Life, and Total (a).

(a) Finance and service charges not included in Lines 1 to 35 \$ 73,932

(b) For health business on indicated lines report: Number of persons insured under PPO managed care products and number of persons insured under indemnity only products

19 JUN



ANNUAL STATEMENT FOR THE YEAR 2025 OF THE NATIONWIDE INSURANCE COMPANY OF AMERICA

EXHIBIT OF PREMIUMS AND LOSSES (Statutory Page 14)

NAIC Group Code 0140

BUSINESS IN THE STATE OF Mississippi

DURING THE YEAR 2025

NAIC Company Code 25453

Table with 12 columns: Line of Business, Gross Premiums (Direct Written, Direct Earned), Dividends Paid, Direct Unearned Premium Reserves, Direct Losses Paid, Direct Losses Incurred, Direct Losses Unpaid, Direct Defense and Cost Containment Expense Paid, Direct Defense and Cost Containment Expense Incurred, Direct Defense and Cost Containment Expense Unpaid, Commissions and Brokerage Expenses, Taxes, Licenses and Fees. Rows include various insurance categories like Fire, Auto, Life, etc., and a Total (a) row.

(a) Finance and service charges not included in Lines 1 to 35 \$ 260,419

(b) For health business on indicated lines report: Number of persons insured under PPO managed care products and number of persons insured under indemnity only products

19 MS



ANNUAL STATEMENT FOR THE YEAR 2025 OF THE NATIONWIDE INSURANCE COMPANY OF AMERICA

EXHIBIT OF PREMIUMS AND LOSSES (Statutory Page 14)

NAIC Group Code 0140

BUSINESS IN THE STATE OF Missouri

DURING THE YEAR 2025

NAIC Company Code 25453

Table with 12 columns: Line of Business, Gross Premiums (Written/Earned), Dividends Paid, Direct Unearned Premium Reserves, Direct Losses Paid, Direct Losses Incurred, Direct Losses Unpaid, Direct Defense and Cost Containment Expense Paid/Incurred, Direct Defense and Cost Containment Expense Unpaid, Commissions and Brokerage Expenses, Taxes, Licenses and Fees. Rows include various insurance categories like Fire, Auto, Life, and Health, ending with a Total (a) row.

(a) Finance and service charges not included in Lines 1 to 35 \$ 89,052
(b) For health business on indicated lines report: Number of persons insured under PPO managed care products and number of persons insured under indemnity only products

19 MO



ANNUAL STATEMENT FOR THE YEAR 2025 OF THE NATIONWIDE INSURANCE COMPANY OF AMERICA

EXHIBIT OF PREMIUMS AND LOSSES (Statutory Page 14)

NAIC Group Code 0140

BUSINESS IN THE STATE OF Montana

DURING THE YEAR 2025

NAIC Company Code 25453

Table with 12 columns: Line of Business, Direct Premiums Written, Direct Premiums Earned, Dividends Paid or Credited to Policyholders on Direct Business, Direct Unearned Premium Reserves, Direct Losses Paid (deducting salvage), Direct Losses Incurred, Direct Losses Unpaid, Direct Defense and Cost Containment Expense Paid, Direct Defense and Cost Containment Expense Incurred, Direct Defense and Cost Containment Expense Unpaid, Commissions and Brokerage Expenses, Taxes, Licenses and Fees. Rows include various insurance categories like Fire, Auto, Life, and a Total (a) row.

(a) Finance and service charges not included in Lines 1 to 35 \$ 586
(b) For health business on indicated lines report: Number of persons insured under PPO managed care products and number of persons insured under indemnity only products

19 MT



ANNUAL STATEMENT FOR THE YEAR 2025 OF THE NATIONWIDE INSURANCE COMPANY OF AMERICA

EXHIBIT OF PREMIUMS AND LOSSES (Statutory Page 14)

NAIC Group Code 0140

BUSINESS IN THE STATE OF Nebraska

DURING THE YEAR 2025

NAIC Company Code 25453

Table with 12 columns: Line of Business, Direct Premiums Written, Direct Premiums Earned, Dividends Paid or Credited to Policyholders on Direct Business, Direct Unearned Premium Reserves, Direct Losses Paid (deducting salvage), Direct Losses Incurred, Direct Losses Unpaid, Direct Defense and Cost Containment Expense Paid, Direct Defense and Cost Containment Expense Incurred, Direct Defense and Cost Containment Expense Unpaid, Commissions and Brokerage Expenses, Taxes, Licenses and Fees. Rows include various insurance lines like Fire, Auto, Life, etc., and a total row at the bottom.

(a) Finance and service charges not included in Lines 1 to 35 \$ 75,166

(b) For health business on indicated lines report: Number of persons insured under PPO managed care products and number of persons insured under indemnity only products

19 NIE



ANNUAL STATEMENT FOR THE YEAR 2025 OF THE NATIONWIDE INSURANCE COMPANY OF AMERICA

EXHIBIT OF PREMIUMS AND LOSSES (Statutory Page 14)

NAIC Group Code 0140

BUSINESS IN THE STATE OF Nevada

DURING THE YEAR 2025

NAIC Company Code 25453

Table with 12 columns: Line of Business, Direct Premiums Written, Direct Premiums Earned, Dividends Paid or Credited to Policyholders on Direct Business, Direct Unearned Premium Reserves, Direct Losses Paid (deducting salvage), Direct Losses Incurred, Direct Losses Unpaid, Direct Defense and Cost Containment Expense Paid, Direct Defense and Cost Containment Expense Incurred, Direct Defense and Cost Containment Expense Unpaid, Commissions and Brokerage Expenses, Taxes, Licenses and Fees. Rows include various insurance categories like Fire, Auto, Life, etc., and a total row at the bottom.

(a) Finance and service charges not included in Lines 1 to 35 \$ 55,220

(b) For health business on indicated lines report: Number of persons insured under PPO managed care products and number of persons insured under indemnity only products

19 NV



ANNUAL STATEMENT FOR THE YEAR 2025 OF THE NATIONWIDE INSURANCE COMPANY OF AMERICA

EXHIBIT OF PREMIUMS AND LOSSES (Statutory Page 14)

NAIC Group Code 0140

BUSINESS IN THE STATE OF New Hampshire

DURING THE YEAR 2025

NAIC Company Code 25453

Table with 12 columns: Line of Business, Direct Premiums Written, Direct Premiums Earned, Dividends Paid or Credited to Policyholders on Direct Business, Direct Unearned Premium Reserves, Direct Losses Paid (deducting salvage), Direct Losses Incurred, Direct Losses Unpaid, Direct Defense and Cost Containment Expense Paid, Direct Defense and Cost Containment Expense Incurred, Direct Defense and Cost Containment Expense Unpaid, Commissions and Brokerage Expenses, Taxes, Licenses and Fees. Rows include various insurance lines like Fire, Multiple peril crop, Commercial multiple peril, etc., ending with a Total (a) row.

(a) Finance and service charges not included in Lines 1 to 35 \$ 1,679

(b) For health business on indicated lines report: Number of persons insured under PPO managed care products and number of persons insured under indemnity only products

19 NH



ANNUAL STATEMENT FOR THE YEAR 2025 OF THE NATIONWIDE INSURANCE COMPANY OF AMERICA

EXHIBIT OF PREMIUMS AND LOSSES (Statutory Page 14)

NAIC Group Code 0140

BUSINESS IN THE STATE OF New Jersey

DURING THE YEAR 2025

NAIC Company Code 25453

Line of Business	Gross Premiums, Including Policy and Membership Fees, Less Return Premiums and Premiums on Policies not Taken		3 Dividends Paid or Credited to Policyholders on Direct Business	4 Direct Unearned Premium Reserves	5 Direct Losses Paid (deducting salvage)	6 Direct Losses Incurred	7 Direct Losses Unpaid	8 Direct Defense and Cost Containment Expense Paid	9 Direct Defense and Cost Containment Expense Incurred	10 Direct Defense and Cost Containment Expense Unpaid	11 Commissions and Brokerage Expenses	12 Taxes, Licenses and Fees
	1 Direct Premiums Written	2 Direct Premiums Earned										
1. Fire	421	32,682				(1,149)	413		24	119	63	17
2.1 Allied lines	3,587	41,285				(1,632)	289		29	146	538	86
2.2 Multiple peril crop												
2.3 Federal flood												
2.4 Private crop												
2.5 Private flood	39,186	16,558		25,860		3,294	3,426		67	88	5,150	874
3. Farmowners multiple peril												
4. Homeowners multiple peril												
5.1 Commercial multiple peril (non-liability portion)	729,419	341,785		463,562		(2,326)	(1,162)		811	874	104,888	16,096
5.2 Commercial multiple peril (liability portion)	3,103,224	1,712,611		1,826,417		685,534	756,631		293,659	313,228	460,159	71,010
6. Mortgage guaranty												
8. Ocean marine												
9.1 Inland marine												
9.2 Pet insurance plans												
10. Financial guaranty												
11.1 Medical professional liability - occurrence												
11.2 Medical professional liability - claims-made												
12. Earthquake	42,412	17,593		25,264		3,602	3,602		79	79	5,653	920
13.1 Comprehensive (hospital and medical) ind (b)												
13.2 Comprehensive (hospital and medical) group (b)												
14. Credit A&H (group and Individual)												
15.1 Vision only (b)												
15.2 Dental only (b)												
15.3 Disability income (b)												
15.4 Medicare supplement (b)												
15.5 Medicaid Title XIX (b)												
15.6 Medicare Title XVIII (b)												
15.7 Long-term care (b)												
15.8 Federal employees health benefits plan (b)												
15.9 Other health (b)												
16. Workers' compensation	102,270	97,120		60,543		(6,548)	(2,918)		5,379	7,183	7,315	2,580
17.1 Other liability - occurrence	357,892	258,430		139,849		89,142	107,368		46,014	50,258	45,715	8,277
17.2 Other liability - claims-Made	23,730	14,947		11,740		8,219	8,219		2,839	2,839	2,073	539
17.3 Excess workers' compensation												
18.1 Products liability - occurrence												
18.2 Products liability - claims-made												
19.1 Private passenger auto no-fault (personal injury protection)												
19.2 Other private passenger auto liability												
19.3 Commercial auto no-fault (personal injury protection)	1,818	1,218		600		513	513		40	40	258	38
19.4 Other commercial auto liability	624,105	422,663		202,200		80,185	80,506		13,179	13,212	86,449	13,305
21.1 Private passenger auto physical damage												
21.2 Commercial auto physical damage	85,835	58,483		27,529	12,381	13,246	871		1,953	1,953	12,290	1,826
22. Aircraft (all perils)												
23. Fidelity												
24. Surety												
26. Burglary and theft	1,929	1,379		1,688		307	320		6	7	320	42
27. Boiler and machinery	65,559	28,291		42,069		6,544	6,618		127	131	9,176	1,445
28. Credit												
29. International												
30. Warranty												
31. Reins nonproportional assumed property	XXX	XXX	XXX	XXX	XXX	XXX	XXX	XXX	XXX	XXX	XXX	XXX
32. Reins nonproportional assumed liability	XXX	XXX	XXX	XXX	XXX	XXX	XXX	XXX	XXX	XXX	XXX	XXX
33. Reins nonproportional assumed financial lines	XXX	XXX	XXX	XXX	XXX	XXX	XXX	XXX	XXX	XXX	XXX	XXX
34. Aggregate write-ins for other lines of business												
35. Total (a)	5,181,387	3,045,046		2,827,319	12,381	878,931	964,696		364,207	390,155	740,047	117,055
DETAILS OF WRITE-INS												
3401.												
3402.												
3403.												
3498. Summary of remaining write-ins for Line 34 from overflow page												
3499. Totals (Lines 3401 through 3403 plus 3498)(Line 34 above)												

(a) Finance and service charges not included in Lines 1 to 35 \$ 10,714

(b) For health business on indicated lines report: Number of persons insured under PPO managed care products and number of persons insured under indemnity only products

19 NJ



ANNUAL STATEMENT FOR THE YEAR 2025 OF THE NATIONWIDE INSURANCE COMPANY OF AMERICA

EXHIBIT OF PREMIUMS AND LOSSES (Statutory Page 14)

NAIC Group Code 0140

BUSINESS IN THE STATE OF New Mexico

DURING THE YEAR 2025

NAIC Company Code 25453

Table with 12 columns: Line of Business, Direct Premiums Written, Direct Premiums Earned, Dividends Paid or Credited to Policyholders on Direct Business, Direct Unearned Premium Reserves, Direct Losses Paid (deducting salvage), Direct Losses Incurred, Direct Losses Unpaid, Direct Defense and Cost Containment Expense Paid, Direct Defense and Cost Containment Expense Incurred, Direct Defense and Cost Containment Expense Unpaid, Commissions and Brokerage Expenses, Taxes, Licenses and Fees. Rows include various insurance categories like Fire, Auto, Life, and Total (a).

(a) Finance and service charges not included in Lines 1 to 35 \$ 21,810

(b) For health business on indicated lines report: Number of persons insured under PPO managed care products and number of persons insured under indemnity only products

19 NM



ANNUAL STATEMENT FOR THE YEAR 2025 OF THE NATIONWIDE INSURANCE COMPANY OF AMERICA

EXHIBIT OF PREMIUMS AND LOSSES (Statutory Page 14)

NAIC Group Code 0140

BUSINESS IN THE STATE OF New York

DURING THE YEAR 2025

NAIC Company Code 25453

Table with 12 columns: Line of Business, Direct Premiums Written, Direct Premiums Earned, Dividends Paid or Credited to Policyholders on Direct Business, Direct Unearned Premium Reserves, Direct Losses Paid (deducting salvage), Direct Losses Incurred, Direct Losses Unpaid, Direct Defense and Cost Containment Expense Paid, Direct Defense and Cost Containment Expense Incurred, Direct Defense and Cost Containment Expense Unpaid, Commissions and Brokerage Expenses, Taxes, Licenses and Fees. Rows include various insurance lines like Fire, Multiple peril crop, Federal flood, etc., ending with a Total (a) row.

(a) Finance and service charges not included in Lines 1 to 35 \$ 264,783

(b) For health business on indicated lines report: Number of persons insured under PPO managed care products and number of persons insured under indemnity only products

19.NY



ANNUAL STATEMENT FOR THE YEAR 2025 OF THE NATIONWIDE INSURANCE COMPANY OF AMERICA

EXHIBIT OF PREMIUMS AND LOSSES (Statutory Page 14)

NAIC Group Code 0140

BUSINESS IN THE STATE OF North Carolina

DURING THE YEAR 2025

NAIC Company Code 25453

Table with 12 columns: Line of Business, Direct Premiums Written, Direct Premiums Earned, Dividends Paid or Credited to Policyholders on Direct Business, Direct Unearned Premium Reserves, Direct Losses Paid (deducting salvage), Direct Losses Incurred, Direct Losses Unpaid, Direct Defense and Cost Containment Expense Paid, Direct Defense and Cost Containment Expense Incurred, Direct Defense and Cost Containment Expense Unpaid, Commissions and Brokerage Expenses, Taxes, Licenses and Fees. Rows include various insurance categories like Fire, Multiple peril crop, Commercial multiple peril, etc.

(a) Finance and service charges not included in Lines 1 to 35 \$ 1,185,612
(b) For health business on indicated lines report: Number of persons insured under PPO managed care products and number of persons insured under indemnity only products

19 NC



ANNUAL STATEMENT FOR THE YEAR 2025 OF THE NATIONWIDE INSURANCE COMPANY OF AMERICA

EXHIBIT OF PREMIUMS AND LOSSES (Statutory Page 14)

NAIC Group Code 0140

BUSINESS IN THE STATE OF North Dakota

DURING THE YEAR 2025

NAIC Company Code 25453

Line of Business	Gross Premiums, Including Policy and Membership Fees, Less Return Premiums and Premiums on Policies not Taken		3 Dividends Paid or Credited to Policyholders on Direct Business	4 Direct Unearned Premium Reserves	5 Direct Losses Paid (deducting salvage)	6 Direct Losses Incurred	7 Direct Losses Unpaid	8 Direct Defense and Cost Containment Expense Paid	9 Direct Defense and Cost Containment Expense Incurred	10 Direct Defense and Cost Containment Expense Unpaid	11 Commissions and Brokerage Expenses	12 Taxes, Licenses and Fees
	1 Direct Premiums Written	2 Direct Premiums Earned										
1. Fire	10,603	4,092		10,161		(75)	53		13		1,914	186
2.1 Allied lines	11,327	7,728		10,854		(140)	114		25	34	2,045	198
2.2 Multiple peril crop												
2.3 Federal flood												
2.4 Private crop												
2.5 Private flood												
3. Farmowners multiple peril												
4. Homeowners multiple peril												
5.1 Commercial multiple peril (non-liability portion)	299,891	95,747		209,579		(1,195)	(1,040)		130	135	52,318	5,432
5.2 Commercial multiple peril (liability portion)	18,049	3,475		14,574		1,323	1,570		480	551	2,648	346
6. Mortgage guaranty												
8. Ocean marine												
9.1 Inland marine												
9.2 Pet insurance plans												
10. Financial guaranty												
11.1 Medical professional liability - occurrence												
11.2 Medical professional liability - claims-made												
12. Earthquake												
13.1 Comprehensive (hospital and medical) ind (b)												
13.2 Comprehensive (hospital and medical) group (b)												
14. Credit A&H (group and Individual)												
15.1 Vision only (b)												
15.2 Dental only (b)												
15.3 Disability income (b)												
15.4 Medicare supplement (b)												
15.5 Medicaid Title XIX (b)												
15.6 Medicare Title XVIII (b)												
15.7 Long-term care (b)												
15.8 Federal employees health benefits plan (b)												
15.9 Other health (b)												
16. Workers' compensation	1,293	428		890		(30)	(15)		20	26	127	23
17.1 Other liability - occurrence												
17.2 Other liability - claims-Made	18,822	13,332		5,490		8,991	8,991		3,284	3,284	3,460	1,347
17.3 Excess workers' compensation												
18.1 Products liability - occurrence												
18.2 Products liability - claims-made												
19.1 Private passenger auto no-fault (personal injury protection)							2		(1)	1		
19.2 Other private passenger auto liability						(81)	(3)		(21)	18		
19.3 Commercial auto no-fault (personal injury protection)	267	1,584				528	742		43	68	40	12
19.4 Other commercial auto liability	10,991	65,304			5,071	14,896	16,180		1,916	2,513	1,649	507
21.1 Private passenger auto physical damage						(18)	(17)		(7)	5		
21.2 Commercial auto physical damage	9,860	52,685		58,803		68,654	12,219	139	2,008	1,880	1,479	526
22. Aircraft (all perils)												
23. Fidelity												
24. Surety												
26. Burglary and theft												
27. Boiler and machinery	26,741	8,117		19,432		2,642	2,671		39	40	4,752	482
28. Credit												
29. International												
30. Warranty												
31. Reins nonproportional assumed property	XXX	XXX	XXX	XXX	XXX	XXX	XXX	XXX	XXX	XXX	XXX	XXX
32. Reins nonproportional assumed liability	XXX	XXX	XXX	XXX	XXX	XXX	XXX	XXX	XXX	XXX	XXX	XXX
33. Reins nonproportional assumed financial lines	XXX	XXX	XXX	XXX	XXX	XXX	XXX	XXX	XXX	XXX	XXX	XXX
34. Aggregate write-ins for other lines of business												
35. Total (a)	407,844	252,492		270,980	63,874	95,496	41,466	139	7,929	8,573	70,432	9,059
DETAILS OF WRITE-INS												
3401.												
3402.												
3403.												
3498. Summary of remaining write-ins for Line 34 from overflow page												
3499. Totals (Lines 3401 through 3403 plus 3498)(Line 34 above)												

(a) Finance and service charges not included in Lines 1 to 35 \$ 353

(b) For health business on indicated lines report: Number of persons insured under PPO managed care products and number of persons insured under indemnity only products

19.ND



ANNUAL STATEMENT FOR THE YEAR 2025 OF THE NATIONWIDE INSURANCE COMPANY OF AMERICA

EXHIBIT OF PREMIUMS AND LOSSES (Statutory Page 14)

NAIC Group Code 0140

BUSINESS IN THE STATE OF Ohio

DURING THE YEAR 2025

NAIC Company Code 25453

Table with 12 columns: Line of Business, Direct Premiums Written, Direct Premiums Earned, Dividends Paid or Credited to Policyholders on Direct Business, Direct Unearned Premium Reserves, Direct Losses Paid (deducting salvage), Direct Losses Incurred, Direct Losses Unpaid, Direct Defense and Cost Containment Expense Paid, Direct Defense and Cost Containment Expense Incurred, Direct Defense and Cost Containment Expense Unpaid, Commissions and Brokerage Expenses, Taxes, Licenses and Fees. Rows include various insurance categories like Fire, Multiple peril crop, Federal flood, etc., ending with a Total (a) row.

(a) Finance and service charges not included in Lines 1 to 35 \$ 903,839

(b) For health business on indicated lines report: Number of persons insured under PPO managed care products and number of persons insured under indemnity only products

19 OH



ANNUAL STATEMENT FOR THE YEAR 2025 OF THE NATIONWIDE INSURANCE COMPANY OF AMERICA

EXHIBIT OF PREMIUMS AND LOSSES (Statutory Page 14)

NAIC Group Code 0140

BUSINESS IN THE STATE OF Oklahoma

DURING THE YEAR 2025

NAIC Company Code 25453

Table with 12 columns: Line of Business, Direct Premiums Written, Direct Premiums Earned, Dividends Paid or Credited to Policyholders on Direct Business, Direct Unearned Premium Reserves, Direct Losses Paid (deducting salvage), Direct Losses Incurred, Direct Losses Unpaid, Direct Defense and Cost Containment Expense Paid, Direct Defense and Cost Containment Expense Incurred, Direct Defense and Cost Containment Expense Unpaid, Commissions and Brokerage Expenses, Taxes, Licenses and Fees. Rows include various insurance categories like Fire, Multiple peril crop, Federal flood, etc., ending with a Total (a) row.

(a) Finance and service charges not included in Lines 1 to 35 \$
(b) For health business on indicated lines report: Number of persons insured under PPO managed care products and number of persons insured under indemnity only products

19 OK



ANNUAL STATEMENT FOR THE YEAR 2025 OF THE NATIONWIDE INSURANCE COMPANY OF AMERICA
EXHIBIT OF PREMIUMS AND LOSSES (Statutory Page 14)

NAIC Group Code 0140

BUSINESS IN THE STATE OF Oregon

DURING THE YEAR 2025

NAIC Company Code 25453

Line of Business	Gross Premiums, Including Policy and Membership Fees, Less Return Premiums and Premiums on Policies not Taken		3 Dividends Paid or Credited to Policyholders on Direct Business	4 Direct Unearned Premium Reserves	5 Direct Losses Paid (deducting salvage)	6 Direct Losses Incurred	7 Direct Losses Unpaid	8 Direct Defense and Cost Containment Expense Paid	9 Direct Defense and Cost Containment Expense Incurred	10 Direct Defense and Cost Containment Expense Unpaid	11 Commissions and Brokerage Expenses	12 Taxes, Licenses and Fees
	1 Direct Premiums Written	2 Direct Premiums Earned										
1. Fire	136,741	80,306		81,884		(6,309)	(339)		(1,125)	1,889	22,473	5,395
2.1 Allied lines	134,710	47,290		97,503		(2,187)	508		(497)	951	19,026	3,428
2.2 Multiple peril crop												
2.3 Federal flood												
2.4 Private crop												
2.5 Private flood	4,246	1,592		2,654		325	325	7		7	637	97
3. Farmowners multiple peril												
4. Homeowners multiple peril	(2,161)	(1,808)		(1,369)	371,212	(501,057)	49,321	67,044	46,198	26,623	(101)	(1,766)
5.1 Commercial multiple peril (non-liability portion)	424,473	371,001		118,525		177,595	182,733		4,516	4,920	59,170	14,102
5.2 Commercial multiple peril (liability portion)	71,673	174,373		16,543		49,830	73,957		22,421	36,804	11,646	12,353
6. Mortgage guaranty												
8. Ocean marine												
9.1 Inland marine				2,410		(156)	771		(65)	4		(3)
9.2 Pet insurance plans												
10. Financial guaranty												
11.1 Medical professional liability - occurrence												
11.2 Medical professional liability - claims-made												
12. Earthquake	(185)	(185)				(791)	344		(1,282)	2,518	(1)	(95)
13.1 Comprehensive (hospital and medical) ind (b)												
13.2 Comprehensive (hospital and medical) group (b)												
14. Credit A&H (group and Individual)												
15.1 Vision only (b)												
15.2 Dental only (b)												
15.3 Disability income (b)												
15.4 Medicare supplement (b)												
15.5 Medicaid Title XIX (b)												
15.6 Medicare Title XVIII (b)												
15.7 Long-term care (b)												
15.8 Federal employees health benefits plan (b)												
15.9 Other health (b)												
16. Workers' compensation	63,922	61,264		29,565	5,728	6,444	1,177	965	3,114	3,961	5,872	3,826
17.1 Other liability - occurrence	839	16,947		(2,410)	2,234	248,162	328,486		822	6,759	126	2,903
17.2 Other liability - claims-Made	315	1,289		223		610	610		170	170	140	124
17.3 Excess workers' compensation												
18.1 Products liability - occurrence												
18.2 Products liability - claims-made												
19.1 Private passenger auto no-fault (personal injury protection)					165	18,789	16,536		(85,942)	268		(9)
19.2 Other private passenger auto liability					87	144,283	162,277		25,798	43,966		(2)
19.3 Commercial auto no-fault (personal injury protection)	1,722	2,500		729		345	1,149		42	162	400	199
19.4 Other commercial auto liability	71,242	89,549		38,064	14,833	29,462	23,915		2,889	3,809	12,630	5,415
21.1 Private passenger auto physical damage					(10,051)	(10,657)	(13,626)		(135)	248		(1)
21.2 Commercial auto physical damage	9,692	17,029		4,896		(331)	30		593	598	1,938	1,119
22. Aircraft (all perils)												
23. Fidelity												
24. Surety												
26. Burglary and theft	6,243	5,196		2,139		1,257	1,324		22	26	898	212
27. Boiler and machinery	76,874	55,782		31,816		16,137	17,073		212	288	11,178	3,080
28. Credit												
29. International												
30. Warranty												
31. Reins nonproportional assumed property	XXX	XXX	XXX	XXX	XXX	XXX	XXX	XXX	XXX	XXX	XXX	XXX
32. Reins nonproportional assumed liability	XXX	XXX	XXX	XXX	XXX	XXX	XXX	XXX	XXX	XXX	XXX	XXX
33. Reins nonproportional assumed financial lines	XXX	XXX	XXX	XXX	XXX	XXX	XXX	XXX	XXX	XXX	XXX	XXX
34. Aggregate write-ins for other lines of business												
35. Total (a)	1,000,346	922,124		423,173	384,207	171,750	846,572	68,401	17,758	133,970	146,033	50,387
DETAILS OF WRITE-INS												
3401.												
3402.												
3403.												
3498. Summary of remaining write-ins for Line 34 from overflow page												
3499. Totals (Lines 3401 through 3403 plus 3498)(Line 34 above)												

(a) Finance and service charges not included in Lines 1 to 35 \$ 2,511

(b) For health business on indicated lines report: Number of persons insured under PPO managed care products and number of persons insured under indemnity only products

19 OR



ANNUAL STATEMENT FOR THE YEAR 2025 OF THE NATIONWIDE INSURANCE COMPANY OF AMERICA

EXHIBIT OF PREMIUMS AND LOSSES (Statutory Page 14)

NAIC Group Code 0140

BUSINESS IN THE STATE OF Pennsylvania

DURING THE YEAR 2025

NAIC Company Code 25453

Table with 12 columns: Line of Business, Direct Premiums Written, Direct Premiums Earned, Dividends Paid or Credited to Policyholders on Direct Business, Direct Unearned Premium Reserves, Direct Losses Paid (deducting salvage), Direct Losses Incurred, Direct Losses Unpaid, Direct Defense and Cost Containment Expense Paid, Direct Defense and Cost Containment Expense Incurred, Direct Defense and Cost Containment Expense Unpaid, Commissions and Brokerage Expenses, Taxes, Licenses and Fees. Rows include various insurance categories like Fire, Auto, Life, etc., and a 'Total (a)' row.

(a) Finance and service charges not included in Lines 1 to 35 \$ 1,046,995

(b) For health business on indicated lines report: Number of persons insured under PPO managed care products and number of persons insured under indemnity only products

19 PA



ANNUAL STATEMENT FOR THE YEAR 2025 OF THE NATIONWIDE INSURANCE COMPANY OF AMERICA

EXHIBIT OF PREMIUMS AND LOSSES (Statutory Page 14)

NAIC Group Code 0140

BUSINESS IN THE STATE OF Rhode Island

DURING THE YEAR 2025

NAIC Company Code 25453

Table with 12 columns: Line of Business, Direct Premiums Written, Direct Premiums Earned, Dividends Paid or Credited to Policyholders on Direct Business, Direct Unearned Premium Reserves, Direct Losses Paid (deducting salvage), Direct Losses Incurred, Direct Losses Unpaid, Direct Defense and Cost Containment Expense Paid, Direct Defense and Cost Containment Expense Incurred, Direct Defense and Cost Containment Expense Unpaid, Commissions and Brokerage Expenses, Taxes, Licenses and Fees. Rows include various insurance categories like Fire, Multiple peril crop, Commercial multiple peril, etc.

(a) Finance and service charges not included in Lines 1 to 35 \$ 214

(b) For health business on indicated lines report: Number of persons insured under PPO managed care products and number of persons insured under indemnity only products

19.RI



ANNUAL STATEMENT FOR THE YEAR 2025 OF THE NATIONWIDE INSURANCE COMPANY OF AMERICA

EXHIBIT OF PREMIUMS AND LOSSES (Statutory Page 14)

NAIC Group Code 0140

BUSINESS IN THE STATE OF South Carolina

DURING THE YEAR 2025

NAIC Company Code 25453

Table with 12 columns: Line of Business, Direct Premiums Written, Direct Premiums Earned, Dividends Paid or Credited to Policyholders on Direct Business, Direct Unearned Premium Reserves, Direct Losses Paid (deducting salvage), Direct Losses Incurred, Direct Losses Unpaid, Direct Defense and Cost Containment Expense Paid, Direct Defense and Cost Containment Expense Incurred, Direct Defense and Cost Containment Expense Unpaid, Commissions and Brokerage Expenses, Taxes, Licenses and Fees. Rows include various insurance categories like Fire, Auto, Life, and a Total (a) row.

(a) Finance and service charges not included in Lines 1 to 35 \$ 511,755

(b) For health business on indicated lines report: Number of persons insured under PPO managed care products and number of persons insured under indemnity only products

19 SC



ANNUAL STATEMENT FOR THE YEAR 2025 OF THE NATIONWIDE INSURANCE COMPANY OF AMERICA

EXHIBIT OF PREMIUMS AND LOSSES (Statutory Page 14)

NAIC Group Code 0140

BUSINESS IN THE STATE OF South Dakota

DURING THE YEAR 2025

NAIC Company Code 25453

Table with 12 columns: Line of Business, Direct Premiums Written, Direct Premiums Earned, Dividends Paid or Credited to Policyholders on Direct Business, Direct Unearned Premium Reserves, Direct Losses Paid (deducting salvage), Direct Losses Incurred, Direct Losses Unpaid, Direct Defense and Cost Containment Expense Paid, Direct Defense and Cost Containment Expense Incurred, Direct Defense and Cost Containment Expense Unpaid, Commissions and Brokerage Expenses, Taxes, Licenses and Fees. Rows include various insurance categories like Fire, Multiple peril crop, Commercial multiple peril, etc.

19 SD

(a) Finance and service charges not included in Lines 1 to 35 \$ 1,103

(b) For health business on indicated lines report: Number of persons insured under PPO managed care products and number of persons insured under indemnity only products



ANNUAL STATEMENT FOR THE YEAR 2025 OF THE NATIONWIDE INSURANCE COMPANY OF AMERICA

EXHIBIT OF PREMIUMS AND LOSSES (Statutory Page 14)

NAIC Group Code 0140

BUSINESS IN THE STATE OF Tennessee

DURING THE YEAR 2025

NAIC Company Code 25453

Line of Business	Gross Premiums, Including Policy and Membership Fees, Less Return Premiums and Premiums on Policies not Taken		3 Dividends Paid or Credited to Policyholders on Direct Business	4 Direct Unearned Premium Reserves	5 Direct Losses Paid (deducting salvage)	6 Direct Losses Incurred	7 Direct Losses Unpaid	8 Direct Defense and Cost Containment Expense Paid	9 Direct Defense and Cost Containment Expense Incurred	10 Direct Defense and Cost Containment Expense Unpaid	11 Commissions and Brokerage Expenses	12 Taxes, Licenses and Fees
	1 Direct Premiums Written	2 Direct Premiums Earned										
1. Fire	93,383	35,102		58,364	(408)	(408)			207	207	11,300	2,619
2.1 Allied lines	87,600	33,063		54,749	(385)	(385)			195	195	10,600	2,457
2.2 Multiple peril crop												
2.3 Federal flood												
2.4 Private crop												
2.5 Private flood												
3. Farmowners multiple peril												
4. Homeowners multiple peril	51,803,001	51,139,530		26,563,677	25,688,370	23,285,969	8,027,529	935,006	836,694	954,105	7,456,750	1,471,406
5.1 Commercial multiple peril (non-liability portion)	139,580	45,283		94,297	(613)	(613)			197	197	18,495	3,902
5.2 Commercial multiple peril (liability portion)	793,416	490,375		306,086	270,248	270,260			96,340	96,360	107,900	22,355
6. Mortgage guaranty												
8. Ocean marine												
9.1 Inland marine	511,791	504,062		275,457	76,908	66,138	9,966	390	(414)	(376)	81,345	14,605
9.2 Pet insurance plans												
10. Financial guaranty												
11.1 Medical professional liability - occurrence												
11.2 Medical professional liability - claims-made												
12. Earthquake	273,063	272,263		144,658	(18,229)	(18,229)	2,719		(3,202)	3,129	36,759	7,662
13.1 Comprehensive (hospital and medical) ind (b)												
13.2 Comprehensive (hospital and medical) group (b)												
14. Credit A&H (group and Individual)												
15.1 Vision only (b)												
15.2 Dental only (b)												
15.3 Disability income (b)												
15.4 Medicare supplement (b)												
15.5 Medicaid Title XIX (b)												
15.6 Medicare Title XVIII (b)												
15.7 Long-term care (b)												
15.8 Federal employees health benefits plan (b)												
15.9 Other health (b)												
16. Workers' compensation	166,695	147,553		74,410	6,334	75,119	104,516	70	5,339	19,479	25,849	5,663
17.1 Other liability - occurrence	392,084	416,562		216,964		116,306	121,152		14,329	16,348	56,257	11,316
17.2 Other liability - claims-Made	103,287	31,255		72,211		20,797	20,797		7,570	7,570	12,539	2,903
17.3 Excess workers' compensation												
18.1 Products liability - occurrence												
18.2 Products liability - claims-made												
19.1 Private passenger auto no-fault (personal injury protection)												
19.2 Other private passenger auto liability	11,944,571	13,261,693		3,748,996	10,259,729	7,415,110	8,965,284	585,806	500,416	1,011,018	1,805,628	347,994
19.3 Commercial auto no-fault (personal injury protection)												
19.4 Other commercial auto liability	197,054	76,061		120,994		12,430	12,430		2,332	2,332	24,672	5,570
21.1 Private passenger auto physical damage	11,042,872	12,261,357		3,485,330	5,284,892	4,874,982	98,377	8,148	700	14,597	1,661,696	322,228
21.2 Commercial auto physical damage	33,615	16,335		17,280	5,563	12,324	6,761	180	726	546	4,314	955
22. Aircraft (all perils)												
23. Fidelity												
24. Surety												
26. Burglary and theft												
27. Boiler and machinery	120,698	100,137		65,257	24,606	21,434	(3,172)	545	435	(110)	17,592	3,407
28. Credit												
29. International												
30. Warranty												
31. Reins nonproportional assumed property	XXX	XXX	XXX	XXX	XXX	XXX	XXX	XXX	XXX	XXX	XXX	XXX
32. Reins nonproportional assumed liability	XXX	XXX	XXX	XXX	XXX	XXX	XXX	XXX	XXX	XXX	XXX	XXX
33. Reins nonproportional assumed financial lines	XXX	XXX	XXX	XXX	XXX	XXX	XXX	XXX	XXX	XXX	XXX	XXX
34. Aggregate write-ins for other lines of business												
35. Total (a)	77,702,710	78,830,630		35,298,730	41,346,402	36,151,221	17,635,211	1,530,144	1,461,863	2,125,598	11,331,696	2,225,043
DETAILS OF WRITE-INS												
3401.												
3402.												
3403.												
3498. Summary of remaining write-ins for Line 34 from overflow page												
3499. Totals (Lines 3401 through 3403 plus 3498)(Line 34 above)												

(a) Finance and service charges not included in Lines 1 to 35 \$ 515,210

(b) For health business on indicated lines report: Number of persons insured under PPO managed care products and number of persons insured under indemnity only products

19.TN



ANNUAL STATEMENT FOR THE YEAR 2025 OF THE NATIONWIDE INSURANCE COMPANY OF AMERICA

EXHIBIT OF PREMIUMS AND LOSSES (Statutory Page 14)

NAIC Group Code 0140

BUSINESS IN THE STATE OF Texas

DURING THE YEAR 2025

NAIC Company Code 25453

Table with 12 columns: Line of Business, Direct Premiums Written, Direct Premiums Earned, Dividends Paid or Credited to Policyholders on Direct Business, Direct Unearned Premium Reserves, Direct Losses Paid (deducting salvage), Direct Losses Incurred, Direct Losses Unpaid, Direct Defense and Cost Containment Expense Paid, Direct Defense and Cost Containment Expense Incurred, Direct Defense and Cost Containment Expense Unpaid, Commissions and Brokerage Expenses, Taxes, Licenses and Fees. Rows include various insurance categories like Fire, Multiple peril crop, Commercial multiple peril, etc.

(a) Finance and service charges not included in Lines 1 to 35 \$ 60,971

(b) For health business on indicated lines report: Number of persons insured under PPO managed care products and number of persons insured under indemnity only products

19.TX



ANNUAL STATEMENT FOR THE YEAR 2025 OF THE NATIONWIDE INSURANCE COMPANY OF AMERICA

EXHIBIT OF PREMIUMS AND LOSSES (Statutory Page 14)

NAIC Group Code 0140

BUSINESS IN THE STATE OF Utah

DURING THE YEAR 2025

NAIC Company Code 25453

Table with 12 columns: Line of Business, Direct Premiums Written, Direct Premiums Earned, Dividends Paid or Credited to Policyholders on Direct Business, Direct Unearned Premium Reserves, Direct Losses Paid (deducting salvage), Direct Losses Incurred, Direct Losses Unpaid, Direct Defense and Cost Containment Expense Paid, Direct Defense and Cost Containment Expense Incurred, Direct Defense and Cost Containment Expense Unpaid, Commissions and Brokerage Expenses, Taxes, Licenses and Fees. Rows include various insurance categories like Fire, Multiple peril crop, Commercial multiple peril, etc.

(a) Finance and service charges not included in Lines 1 to 35 \$ 77,932

(b) For health business on indicated lines report: Number of persons insured under PPO managed care products and number of persons insured under indemnity only products

19 UT



ANNUAL STATEMENT FOR THE YEAR 2025 OF THE NATIONWIDE INSURANCE COMPANY OF AMERICA

EXHIBIT OF PREMIUMS AND LOSSES (Statutory Page 14)

NAIC Group Code 0140

BUSINESS IN THE STATE OF Vermont

DURING THE YEAR 2025

NAIC Company Code 25453

Table with 12 columns: Line of Business, Direct Premiums Written, Direct Premiums Earned, Dividends Paid or Credited to Policyholders on Direct Business, Direct Unearned Premium Reserves, Direct Losses Paid (deducting salvage), Direct Losses Incurred, Direct Losses Unpaid, Direct Defense and Cost Containment Expense Paid, Direct Defense and Cost Containment Expense Incurred, Direct Defense and Cost Containment Expense Unpaid, Commissions and Brokerage Expenses, Taxes, Licenses and Fees. Rows include Fire, Multiple peril crop, Federal flood, Private crop, Farmowners multiple peril, Homeowners multiple peril, Commercial multiple peril (non-liability portion), Commercial multiple peril (liability portion), Mortgage guaranty, Ocean marine, Inland marine, Pet insurance plans, Financial guaranty, Medical professional liability, Earthquake, Comprehensive (hospital and medical) ind (b), Comprehensive (hospital and medical) group (b), Credit A&H (group and Individual), Vision only (b), Dental only (b), Disability income (b), Medicare supplement (b), Medicaid Title XIX (b), Medicare Title XVIII (b), Long-term care (b), Federal employees health benefits plan (b), Other health (b), Workers' compensation, Other liability - occurrence, Other liability - claims-Made, Excess workers' compensation, Products liability - occurrence, Products liability - claims-made, Private passenger auto no-fault (personal injury protection), Other private passenger auto liability, Commercial auto no-fault (personal injury protection), Other commercial auto liability, Private passenger auto physical damage, Commercial auto physical damage, Aircraft (all perils), Fidelity, Surety, Burglary and theft, Boiler and machinery, Credit, International, Warranty, Reins nonproportional assumed property, Reins nonproportional assumed liability, Reins nonproportional assumed financial lines, Aggregate write-ins for other lines of business, Total (a), and DETAILS OF WRITE-INS (3401-3499).

(a) Finance and service charges not included in Lines 1 to 35 \$ 87

(b) For health business on indicated lines report: Number of persons insured under PPO managed care products and number of persons insured under indemnity only products

19.VT



ANNUAL STATEMENT FOR THE YEAR 2025 OF THE NATIONWIDE INSURANCE COMPANY OF AMERICA

EXHIBIT OF PREMIUMS AND LOSSES (Statutory Page 14)

NAIC Group Code 0140

BUSINESS IN THE STATE OF Virginia

DURING THE YEAR 2025

NAIC Company Code 25453

Line of Business	Gross Premiums, Including Policy and Membership Fees, Less Return Premiums and Premiums on Policies not Taken		3 Dividends Paid or Credited to Policyholders on Direct Business	4 Direct Unearned Premium Reserves	5 Direct Losses Paid (deducting salvage)	6 Direct Losses Incurred	7 Direct Losses Unpaid	8 Direct Defense and Cost Containment Expense Paid	9 Direct Defense and Cost Containment Expense Incurred	10 Direct Defense and Cost Containment Expense Unpaid	11 Commissions and Brokerage Expenses	12 Taxes, Licenses and Fees
	1 Direct Premiums Written	2 Direct Premiums Earned										
1. Fire	212,041	186,713		107,017	115,551	107,211	15,639	11,912	11,282	3,560	35,634	2,224
2.1 Allied lines	151,803	128,541		67,410	44,443	46,109	8,003	9,496	9,863	2,012	134	1,614
2.2 Multiple peril crop												
2.3 Federal flood												
2.4 Private crop												
2.5 Private flood		14,817				2,927	3,061		65	80		(2)
3. Farmowners multiple peril												
4. Homeowners multiple peril	69,425,070	67,863,090		35,412,193	27,748,856	25,382,024	9,387,078	874,875	647,964	1,086,822	10,667,008	743,412
5.1 Commercial multiple peril (non-liability portion)	633,110	767,945		368,728	19,775	3,121	(853)	848	1,790	2,279	97,047	4,021
5.2 Commercial multiple peril (liability portion)	334,731	369,353		137,450		172,204	206,224		68,039	80,582	44,542	3,110
6. Mortgage guaranty												
8. Ocean marine												
9.1 Inland marine	714,852	714,407		370,721	117,574	64,414	14,092	12,052	10,937	(530)	120,361	7,669
9.2 Pet insurance plans												
10. Financial guaranty												
11.1 Medical professional liability - occurrence												
11.2 Medical professional liability - claims-made												
12. Earthquake	147,068	146,604		74,474		(6,141)	3,389		(1,425)	1,482	22,949	1,480
13.1 Comprehensive (hospital and medical) ind (b)												
13.2 Comprehensive (hospital and medical) group (b)												
14. Credit A&H (group and Individual)												
15.1 Vision only (b)												
15.2 Dental only (b)												
15.3 Disability income (b)												
15.4 Medicare supplement (b)												
15.5 Medicaid Title XIX (b)												
15.6 Medicare Title XVIII (b)												
15.7 Long-term care (b)												
15.8 Federal employees health benefits plan (b)												
15.9 Other health (b)												
16. Workers' compensation	284,814	585,651		134,999	219,790	70,150	365,828	5,602	3,862	101,396	68,144	2,281
17.1 Other liability - occurrence	623,299	655,995		336,074	4,501	351,422	360,739	839	10,318	14,139	95,331	7,200
17.2 Other liability - claims-Made	71,639	102,837		10,711		78,633	78,633		25,105	25,105	12,455	119
17.3 Excess workers' compensation												
18.1 Products liability - occurrence												
18.2 Products liability - claims-made												
19.1 Private passenger auto no-fault (personal injury protection)												
19.2 Other private passenger auto liability	44,116,778	48,213,994		14,595,068	33,442,055	23,959,969	32,418,428	1,484,861	864,813	2,479,178	7,497,060	462,774
19.3 Commercial auto no-fault (personal injury protection)												
19.4 Other commercial auto liability	272,745	253,278		95,314	3,567	38,791	69,650		7,801	11,045	47,513	3,767
21.1 Private passenger auto physical damage	32,021,182	34,841,915		10,650,440	18,906,713	17,424,320	1,091,407	40,061	16,063	41,267	5,425,020	336,565
21.2 Commercial auto physical damage	50,820	47,229		22,920	1,474	(3,212)	(3,825)		1,439	1,480	8,786	1,152
22. Aircraft (all perils)												
23. Fidelity												
24. Surety												
26. Burglary and theft	9,692	10,062		5,245	27	2,180	2,258	100	134	65	911	67
27. Boiler and machinery	269,870	290,646		143,587	121,010	72,351	(27,418)	4,720	4,633	36	41,296	2,705
28. Credit												
29. International												
30. Warranty												
31. Reins nonproportional assumed property	XXX	XXX	XXX	XXX	XXX	XXX	XXX	XXX	XXX	XXX	XXX	XXX
32. Reins nonproportional assumed liability	XXX	XXX	XXX	XXX	XXX	XXX	XXX	XXX	XXX	XXX	XXX	XXX
33. Reins nonproportional assumed financial lines	XXX	XXX	XXX	XXX	XXX	XXX	XXX	XXX	XXX	XXX	XXX	XXX
34. Aggregate write-ins for other lines of business												
35. Total (a)	149,339,512	155,193,076		62,532,349	80,745,336	67,766,473	43,992,333	2,445,386	1,682,683	3,849,997	24,184,192	1,580,156
DETAILS OF WRITE-INS												
3401.												
3402.												
3403.												
3498. Summary of remaining write-ins for Line 34 from overflow page												
3499. Totals (Lines 3401 through 3403 plus 3498)(Line 34 above)												

(a) Finance and service charges not included in Lines 1 to 35 \$ 1,329,107

(b) For health business on indicated lines report: Number of persons insured under PPO managed care products and number of persons insured under indemnity only products

19 VA



ANNUAL STATEMENT FOR THE YEAR 2025 OF THE NATIONWIDE INSURANCE COMPANY OF AMERICA

EXHIBIT OF PREMIUMS AND LOSSES (Statutory Page 14)

NAIC Group Code 0140

BUSINESS IN THE STATE OF Washington

DURING THE YEAR 2025

NAIC Company Code 25453

Table with 12 columns: Line of Business, Direct Premiums Written, Direct Premiums Earned, Dividends Paid or Credited to Policyholders on Direct Business, Direct Unearned Premium Reserves, Direct Losses Paid (deducting salvage), Direct Losses Incurred, Direct Losses Unpaid, Direct Defense and Cost Containment Expense Paid, Direct Defense and Cost Containment Expense Incurred, Direct Defense and Cost Containment Expense Unpaid, Commissions and Brokerage Expenses, Taxes, Licenses and Fees. Rows include various insurance categories like Fire, Auto, Life, and Health.

(a) Finance and service charges not included in Lines 1 to 35 \$ 315,364

(b) For health business on indicated lines report: Number of persons insured under PPO managed care products and number of persons insured under indemnity only products

19/WA



ANNUAL STATEMENT FOR THE YEAR 2025 OF THE NATIONWIDE INSURANCE COMPANY OF AMERICA

EXHIBIT OF PREMIUMS AND LOSSES (Statutory Page 14)

NAIC Group Code 0140

BUSINESS IN THE STATE OF West Virginia

DURING THE YEAR 2025

NAIC Company Code 25453

Table with 12 columns: Line of Business, Direct Premiums Written, Direct Premiums Earned, Dividends Paid or Credited to Policyholders on Direct Business, Direct Unearned Premium Reserves, Direct Losses Paid (deducting salvage), Direct Losses Incurred, Direct Losses Unpaid, Direct Defense and Cost Containment Expense Paid, Direct Defense and Cost Containment Expense Incurred, Direct Defense and Cost Containment Expense Unpaid, Commissions and Brokerage Expenses, Taxes, Licenses and Fees. Rows include various insurance categories like Fire, Auto, Life, and a Total (a) row.

19.WV

(a) Finance and service charges not included in Lines 1 to 35 \$ 426,969
(b) For health business on indicated lines report: Number of persons insured under PPO managed care products and number of persons insured under indemnity only products



ANNUAL STATEMENT FOR THE YEAR 2025 OF THE NATIONWIDE INSURANCE COMPANY OF AMERICA

EXHIBIT OF PREMIUMS AND LOSSES (Statutory Page 14)

NAIC Group Code 0140

BUSINESS IN THE STATE OF Wisconsin

DURING THE YEAR 2025

NAIC Company Code 25453

Table with 12 columns: Line of Business, Direct Premiums Written, Direct Premiums Earned, Dividends Paid or Credited to Policyholders on Direct Business, Direct Unearned Premium Reserves, Direct Losses Paid (deducting salvage), Direct Losses Incurred, Direct Losses Unpaid, Direct Defense and Cost Containment Expense Paid, Direct Defense and Cost Containment Expense Incurred, Direct Defense and Cost Containment Expense Unpaid, Commissions and Brokerage Expenses, Taxes, Licenses and Fees. Rows include various insurance categories like Fire, Auto, Life, and Health, ending with a Total (a) row.

(a) Finance and service charges not included in Lines 1 to 35 \$ 61,505

(b) For health business on indicated lines report: Number of persons insured under PPO managed care products and number of persons insured under indemnity only products

19.W1



ANNUAL STATEMENT FOR THE YEAR 2025 OF THE NATIONWIDE INSURANCE COMPANY OF AMERICA

EXHIBIT OF PREMIUMS AND LOSSES (Statutory Page 14)

NAIC Group Code 0140

BUSINESS IN THE STATE OF Wyoming

DURING THE YEAR 2025

NAIC Company Code 25453

Table with 12 columns: Line of Business, Direct Premiums Written, Direct Premiums Earned, Dividends Paid or Credited to Policyholders on Direct Business, Direct Unearned Premium Reserves, Direct Losses Paid (deducting salvage), Direct Losses Incurred, Direct Losses Unpaid, Direct Defense and Cost Containment Expense Paid, Direct Defense and Cost Containment Expense Incurred, Direct Defense and Cost Containment Expense Unpaid, Commissions and Brokerage Expenses, Taxes, Licenses and Fees. Rows include various insurance categories like Fire, Auto, Life, and Total (a).

19.WV

(a) Finance and service charges not included in Lines 1 to 35 \$ 46,127

(b) For health business on indicated lines report: Number of persons insured under PPO managed care products and number of persons insured under indemnity only products



ANNUAL STATEMENT FOR THE YEAR 2025 OF THE NATIONWIDE INSURANCE COMPANY OF AMERICA

EXHIBIT OF PREMIUMS AND LOSSES (Statutory Page 14)

NAIC Group Code 0140

BUSINESS IN THE STATE OF Grand Total

DURING THE YEAR 2025

NAIC Company Code 25453

Table with columns: Line of Business, Direct Premiums Written, Direct Premiums Earned, Dividends Paid or Credited to Policyholders on Direct Business, Direct Unearned Premium Reserves, Direct Losses Paid (deducting salvage), Direct Losses Incurred, Direct Losses Unpaid, Direct Defense and Cost Containment Expense Paid, Direct Defense and Cost Containment Expense Incurred, Direct Defense and Cost Containment Expense Unpaid, Commissions and Brokerage Expenses, Taxes, Licenses and Fees. Rows include various insurance categories like Fire, Auto, Life, etc., and a total row at the bottom.

(a) Finance and service charges not included in Lines 1 to 35 \$ 12,160,886

(b) For health business on indicated lines report: Number of persons insured under PPO managed care products and number of persons insured under indemnity only products

19GT

ANNUAL STATEMENT FOR THE YEAR 2025 OF THE NATIONWIDE INSURANCE COMPANY OF AMERICA

SCHEDULE F - PART 1

Assumed Reinsurance as of December 31, Current Year (\$000 Omitted)

1 ID Number	2 NAIC Com- pany Code	3 Name of Reinsured	4 Domiciliary Jurisdiction	5 Assumed Premium	Reinsurance On		8 Cols. 6 + 7	9 Contingent Commissions Payable	10 Assumed Premiums Receivable	11 Unearned Premium	12 Funds Held By or Deposited With Reinsured Companies	13 Letters of Credit Posted	14 Amount of Assets Pledged or Compensating Balances to Secure Letters of Credit	15 Amount of Assets Pledged or Collateral Held in Trust
					6 Paid Losses and Loss Adjustment Expenses	7 Known Case Losses and LAE								
31-4177100	.23787	Nationwide Mutual Insurance Company	OH	164,735	4,765	64,400	69,165	2,581	47,500	76,218	439			
0199999		Affiliates - U.S. intercompany pooling		164,735	4,765	64,400	69,165	2,581	47,500	76,218	439			
0499999		Total - U.S. non-pool												
0799999		Total - other (non-U.S.)												
0899999		Total - affiliates		164,735	4,765	64,400	69,165	2,581	47,500	76,218	439			
94-1517098	.25534	TIG Insurance Company	CA			1,784	1,784							
0999999		Total other U.S. unaffiliated insurers				1,784	1,784							
AA-9991105	.00000	California Commercial Auto Ins Procedure	CA	13		32	32			5	11			
AA-9991107	.00000	Colorado Commercial Auto Ins Procedure	CO	1						1				
AA-9991207	.00000	Indiana Fair Plan	IN	(3)						4				
AA-9991210	.00000	Kentucky Fair Plan	KY	3		1	1			2				
AA-9991212	.00000	Maryland Fair Plan	MD	13		3	3			7				
AA-9991215	.00000	Minnesota Fair Plan	MN			1	1			2				
AA-9991217	.00000	Missouri Property Insurance Placement Facility	MO	9						6				
AA-9992118	.00000	National Workers Comp Reins Pool	NY	213		157	157		31	69				
AA-9991137	.00000	New York Special Risk Distribution Progr	NY			1	1				1			
AA-9991139	.00000	North Carolina Reins Facility	NC	15,328		8,292	8,292			6,724				
AA-9991222	.00000	Ohio Fair Plan	OH	238		14	14			128				
AA-9991223	.00000	Oregon Fair Plan	OR							1				
AA-9991224	.00000	Pennsylvania Fair Plan	PA	66		11	11			34				
AA-9991153	.00000	Virginia Commercial Auto Ins Procedure	VA			1	1							
AA-9991227	.00000	Washington Fair Plan	WA	2						1				
AA-9991156	.00000	West Virginia Commercial Auto Ins Procedure	WV			1	1							
1099999		Total pools, associations or other similar facilities - mandatory pools		15,883		8,514	8,514		31	6,984	12			
1299999		Total - pools and associations		15,883		8,514	8,514		31	6,984	12			
9999999		Totals		180,618	4,765	74,698	79,463	2,581	47,531	83,202	451			

SCHEDULE F - PART 2

Premium Portfolio Reinsurance Effected or (Canceled) during Current Year

1 ID Number	2 NAIC Com- pany Code	3 Name of Company	4 Date of Contract	5 Original Premium	6 Reinsurance Premium
NONE					

ANNUAL STATEMENT FOR THE YEAR 2025 OF THE NATIONWIDE INSURANCE COMPANY OF AMERICA

SCHEDULE F - PART 3

Ceded Reinsurance as of December 31, Current Year (\$000 Omitted)

1 ID Number	2 NAIC Com- pany Code	3 Name of Reinsurer	4 Domiciliary Jurisdiction	5 Special Code	6 Reinsurance Premiums Ceded	Reinsurance Recoverable On									16 Amount in Dispute included in Column 15	Reinsurance Payable		19 Net Amount Recoverable From Reinsurers Cols. 15 - [17 + 18]	20 Funds Held by Company Under Reinsurance Treaties
						7 Paid Losses	8 Paid LAE	9 Known Case Loss Reserves	10 Known Case LAE Reserves	11 IBNR Loss Reserves	12 IBNR LAE Reserves	13 Unearned Premiums	14 Contingent Commis- sions	15 Columns 7 through 14 Totals		17 Ceded Balances Payable	18 Other Amounts Due to Reinsurers		
31-4177100	.23787	Nationwide Mutual Insurance Company	OH		1,870,969	74,845	4,727	415,982		293,186	123,925	783,755	10,152	1,706,572	571,451	(39)	1,135,160	12	
0199999		Total authorized - affiliates - U.S. intercompany pooling			1,870,969	74,845	4,727	415,982		293,186	123,925	783,755	10,152	1,706,572	571,451	(39)	1,135,160	12	
0499999		Total authorized - affiliates - U.S. non-pool																	
0799999		Total authorized - affiliates - other (non-U.S.)																	
0899999		Total authorized - affiliates			1,870,969	74,845	4,727	415,982		293,186	123,925	783,755	10,152	1,706,572	571,451	(39)	1,135,160	12	
04-2672903	.37915	Essentia Insurance Company	MO					(9)						(9)			(9)		
0999999		Total authorized - other U.S. unaffiliated insurers						(9)						(9)			(9)		
AA-9991500	.00000	Illinois Mine Subsidence Fund	IL		119				(2)		11			9	8		1		
AA-9991501	.00000	Indiana Mine Subsidence Fund	IN		33	270			(1)		4			273	3		270		
AA-9991159	.00000	Michigan Catastrophic Claims Assn	MI		29	4,506		115,429		25				119,960			119,960		
AA-9991139	.00000	North Carolina Reinsurance Facility	NC												385		(385)		
AA-9991503	.00000	Ohio Mine Subsidence Fund	OH		32				(1)		1			1			(1)		
1099999		Total authorized - pools - mandatory pools			213	4,776		115,429		21		16		120,242	397		119,845		
1499999		Total authorized excluding Protected Cells (Sum of 0899999, 0999999, 1099999, 1199999 and 1299999)			1,871,182	79,621	4,727	531,402		293,207	123,925	783,771	10,152	1,826,805	571,848	(39)	1,254,996	12	
1899999		Total unauthorized - affiliates - U.S. non-pool																	
2199999		Total unauthorized - affiliates - other (non-U.S.)																	
2299999		Total unauthorized - affiliates																	
2899999		Total unauthorized excluding Protected Cells (Sum of 2299999, 2399999, 2499999, 2599999 and 2699999)																	
3299999		Total certified - affiliates - U.S. non-pool																	
3599999		Total certified - affiliates - other (non-U.S.)																	
3699999		Total certified - affiliates																	
4299999		Total certified excluding Protected Cells (Sum of 3699999, 3799999, 3899999, 3999999 and 4099999)																	
4699999		Total reciprocal jurisdiction - affiliates - U.S. non-pool																	
4999999		Total reciprocal jurisdiction - affiliates - other (non-U.S.)																	
5099999		Total reciprocal jurisdiction - affiliates																	
5699999		Total reciprocal jurisdiction excluding Protected Cells (Sum of 5099999, 5199999, 5299999, 5399999 and 5499999)																	
5799999		Total authorized, unauthorized, reciprocal jurisdiction and certified excluding Protected Cells (Sum of 1499999, 2899999, 4299999 and 5699999)			1,871,182	79,621	4,727	531,402		293,207	123,925	783,771	10,152	1,826,805	571,848	(39)	1,254,996	12	
5899999		Total Protected Cells (Sum of 1399999, 2799999, 4199999 and 5599999)																	
9999999		Totals			1,871,182	79,621	4,727	531,402		293,207	123,925	783,771	10,152	1,826,805	571,848	(39)	1,254,996	12	

ANNUAL STATEMENT FOR THE YEAR 2025 OF THE NATIONWIDE INSURANCE COMPANY OF AMERICA

SCHEDULE F - PART 3 (Continued)

Ceded Reinsurance as of December 31, Current Year (\$000 Omitted)
(Credit Risk)

ID Number From Col. 1	Name of Reinsurer From Col. 3	Collateral				25 Total Funds Held, Payables & Collateral	26 Net Recoverable Net of Funds Held & Collateral	27 Applicable Sch. F Penalty (Col. 78)	Ceded Reinsurance Credit Risk								
		21 Multiple Beneficiary Trusts	22 Letters of Credit	23 Issuing or Confirming Bank Reference Number	24 Single Beneficiary Trusts & Other Allowable Collateral				28 Total Amount Recoverable from Reinsurers Less Penalty (Cols. 15-27)	29 Stressed Recoverable (Col. 28 * 120%)	30 Reinsurance Payable & Funds Held (Cols. 17+18+20; but not in excess of Col. 29)	31 Stressed Net Recoverable (Cols. 29-30)	32 Total Collateral (Cols. 21+22 + 24, not in Excess of Col. 31)	33 Stressed Net Recoverable Net of Collateral Offsets (Cols. 31-32)	34 Reinsurer Designation Equivalent	35 Credit Risk on Collateralized Recoverables (Col. 32 * Factor Applicable to Reinsurer Designation Equivalent in Col. 34)	36 Credit Risk on Un-collateralized Recoverables (Col. 33 * Factor Applicable to Reinsurer Designation Equivalent in Col. 34)
31-4177100	Nationwide Mutual Insurance Company					571,424	1,135,148		XXX	XXX	XXX	XXX	XXX	XXX	XXX	XXX	XXX
0199999	Total authorized - affiliates - U.S. intercompany pooling			XXX		571,424	1,135,148		XXX	XXX	XXX	XXX	XXX	XXX	XXX	XXX	XXX
0499999	Total authorized - affiliates - U.S. non-pool			XXX					XXX	XXX	XXX	XXX	XXX	XXX	XXX	XXX	XXX
0799999	Total authorized - affiliates - other (non-U.S.)			XXX											XXX		
0899999	Total authorized - affiliates			XXX		571,424	1,135,148								XXX		
04-2672903	Essentia Insurance Company					(9)										2	
0999999	Total authorized - other U.S. unaffiliated insurers			XXX		(9)										XXX	
AA-9991500	Illinois Mine Subsidence Fund					.8	1		XXX	XXX	XXX	XXX	XXX	XXX	XXX	XXX	XXX
AA-9991501	Indiana Mine Subsidence Fund					.3	270		XXX	XXX	XXX	XXX	XXX	XXX	XXX	XXX	XXX
AA-9991159	Michigan Catastrophic Claims Assn						119,960		XXX	XXX	XXX	XXX	XXX	XXX	XXX	XXX	XXX
AA-9991139	North Carolina Reinsurance Facility								XXX	XXX	XXX	XXX	XXX	XXX	XXX	XXX	XXX
AA-9991503	Ohio Mine Subsidence Fund								XXX	XXX	XXX	XXX	XXX	XXX	XXX	XXX	XXX
1099999	Total authorized - pools - mandatory pools			XXX		11	120,231		XXX	XXX	XXX	XXX	XXX	XXX	XXX	XXX	XXX
1499999	Total authorized excluding Protected Cells (Sum of 0899999, 0999999, 1099999, 1199999 and 1299999)			XXX		571,426	1,255,379								XXX		
1899999	Total unauthorized - affiliates - U.S. non-pool			XXX					XXX	XXX	XXX	XXX	XXX	XXX	XXX	XXX	XXX
2199999	Total unauthorized - affiliates - other (non-U.S.)			XXX											XXX		
2299999	Total unauthorized - affiliates			XXX											XXX		
2899999	Total unauthorized excluding Protected Cells (Sum of 2299999, 2399999, 2499999, 2599999 and 2699999)			XXX											XXX		
3299999	Total certified - affiliates - U.S. non-pool			XXX					XXX	XXX	XXX	XXX	XXX	XXX	XXX	XXX	XXX
3599999	Total certified - affiliates - other (non-U.S.)			XXX											XXX		
3699999	Total certified - affiliates			XXX											XXX		
4299999	Total certified excluding Protected Cells (Sum of 3699999, 3799999, 3899999, 3999999 and 4099999)			XXX											XXX		
4699999	Total reciprocal jurisdiction - affiliates - U.S. non-pool			XXX					XXX	XXX	XXX	XXX	XXX	XXX	XXX	XXX	XXX
4999999	Total reciprocal jurisdiction - affiliates - other (non-U.S.)			XXX											XXX		
5099999	Total reciprocal jurisdiction - affiliates			XXX											XXX		
5699999	Total reciprocal jurisdiction excluding Protected Cells (Sum of 5099999, 5199999, 5299999, 5399999 and 5499999)			XXX											XXX		
5799999	Total authorized, unauthorized, reciprocal jurisdiction and certified excluding Protected Cells (Sum of 1499999, 2899999, 4299999 and 5699999)			XXX		571,426	1,255,379								XXX		
5899999	Total Protected Cells (Sum of 1399999, 2799999, 4199999 and 5599999)			XXX					XXX	XXX	XXX	XXX	XXX	XXX	XXX	XXX	XXX
9999999	Totals			XXX		571,426	1,255,379								XXX		

ANNUAL STATEMENT FOR THE YEAR 2025 OF THE NATIONWIDE INSURANCE COMPANY OF AMERICA

SCHEDULE F - PART 3 (Continued)

Ceded Reinsurance as of December 31, Current Year (\$000 Omitted)
(Aging of Ceded Reinsurance)

ID Number From Col. 1	Name of Reinsurer From Col. 3	Reinsurance Recoverable on Paid Losses and Paid Loss Adjustment Expenses							44 Total Recoverable on Paid Losses & LAE Amounts in Dispute Included in Col. 43	45 Recoverable on Paid Losses & LAE Over 90 Days Past Due Amounts in Dispute Included in Cols. 40 & 41	46 Total Recoverable on Paid Losses & LAE Amounts Not in Dispute (Cols 43-44)	47 Recoverable on Paid Losses & LAE Over 90 Days Past Due Amounts Not in Dispute (Cols. 40 + 41 - 45)	48 Amounts Received Prior 90 Days	49 Percentage Overdue Col. 42/Col. 43	50 Percentage of Amounts More Than 90 Days Overdue Not in Dispute (Col. 47/[Cols. 46+48])	51 Percentage More Than 120 Days Overdue (Col. 41/ Col. 43)	52 Is the Amount in Col. 50 Less Than 20%? (Yes or No)	53 Amounts in Col. 47 for Reinsurers with Values Less Than 20% in Col. 50
		37 Current	38 Overdue				43 Total Due Cols. 37+42 (In total should equal Cols. 7+8)											
			38 1 - 29 Days	39 30 - 90 Days	40 91 - 120 Days	41 Over 120 Days		42 Total Overdue Cols. 38+39 +40+41										
31-4177100	Nationwide Mutual Insurance Company	79,572						79,572		79,572								
0199999	Total authorized - affiliates - U.S. intercompany pooling	79,572						79,572		79,572								XXX
0499999	Total authorized - affiliates - U.S. non-pool																	XXX
0799999	Total authorized - affiliates - other (non-U.S.)																	XXX
0899999	Total authorized - affiliates	79,572						79,572		79,572								XXX
04-2672903	Essentia Insurance Company																	YES
0999999	Total authorized - other U.S. unaffiliated insurers																	XXX
AA-9991500	Illinois Mine Subsidence Fund																	YES
AA-9991501	Indiana Mine Subsidence Fund	270						270		270								YES
AA-9991159	Michigan Catastrophic Claims Assn	4,506						4,506		4,506								YES
AA-9991139	North Carolina Reinsurance Facility																	YES
AA-9991503	Ohio Mine Subsidence Fund																	YES
1099999	Total authorized - pools - mandatory pools	4,776						4,776		4,776								XXX
1499999	Total authorized excluding Protected Cells (Sum of 0899999, 0999999, 1099999, 1199999 and 1299999)	84,348						84,348		84,348								XXX
1899999	Total unauthorized - affiliates - U.S. non-pool																	XXX
2199999	Total unauthorized - affiliates - other (non-U.S.)																	XXX
2299999	Total unauthorized - affiliates																	XXX
2899999	Total unauthorized excluding Protected Cells (Sum of 2299999, 2399999, 2499999, 2599999 and 2699999)																	XXX
3299999	Total certified - affiliates - U.S. non-pool																	XXX
3599999	Total certified - affiliates - other (non-U.S.)																	XXX
3699999	Total certified - affiliates																	XXX
4299999	Total certified excluding Protected Cells (Sum of 3699999, 3799999, 3899999, 3999999 and 4099999)																	XXX
4699999	Total reciprocal jurisdiction - affiliates - U.S. non-pool																	XXX
4999999	Total reciprocal jurisdiction - affiliates - other (non-U.S.)																	XXX
5099999	Total reciprocal jurisdiction - affiliates																	XXX
5699999	Total reciprocal jurisdiction excluding Protected Cells (Sum of 5099999, 5199999, 5299999, 5399999 and 5499999)																	XXX
5799999	Total authorized, unauthorized, reciprocal jurisdiction and certified excluding Protected Cells (Sum of 1499999, 2899999, 4299999 and 5699999)	84,348						84,348		84,348								XXX
5899999	Total Protected Cells (Sum of 1399999, 2799999, 4199999 and 5599999)																	XXX

ANNUAL STATEMENT FOR THE YEAR 2025 OF THE NATIONWIDE INSURANCE COMPANY OF AMERICA

SCHEDULE F - PART 3 (Continued)

Ceded Reinsurance as of December 31, Current Year (\$000 Omitted)
(Provision for Reinsurance for Certified Reinsurers)

ID Number From Col. 1	Name of Reinsurer From Col. 3	Provision for Certified Reinsurance													Complete if Col. 52 = "No"; Otherwise Enter 0			69 Provision for Overdue Reinsurance Ceded to Certified Reinsurers (Greater of [Col. 62 + Col. 65] or Col.68; not to Exceed Col. 63)
		54	55	56	57	58	59	60	61	62	63	64	65	66	67	68		
		Certified Reinsurer Rating (1 through 6)	Effective Date of Certified Reinsurer Rating	Percent Collateral Required for Full Credit (0% through 100%)	Catastrophe Recoverables Qualifying for Collateral Deferral	Net Recoverables Subject to Collateral Requirements for Full Credit (Col. 19 - Col. 57)	Dollar Amount of Collateral Required (Col. 56 * Col. 58)	Percent of Collateral Provided for Net Recoverables Subject to Collateral Requirements ([Col. 20 + Col. 21 + Col. 22 + Col. 24] / Col. 58)	Percent Credit Allowed on Net Recoverables Subject to Collateral Requirements (Col. 60 / Col. 56, not to exceed 100%)	20% of Recoverable on Paid Losses & LAE Over 90 Days Past Due Amounts in Dispute (Col. 45 * 20%)	Amount of Credit Allowed for Net Recoverables (Col. 57 + [Col. 58 * Col. 61])	Provision for Reinsurance with Certified Reinsurers Due to Collateral Deficiency (Col. 19 - Col. 63)	20% of Recoverable on Paid Losses & LAE Over 90 Days Past Due Amounts Not in Dispute (Col. 47 * 20%)	Total Collateral Provided (Col. 20 + Col. 21 + Col. 22 + Col. 24, not to Exceed Col. 63)	Net Unsecured Recoverable for Which Credit is Allowed (Col. 63 - Col. 66)	20% of Amount in Col. 67		
31-4177100	Nationwide Mutual Insurance Company	XXX	XXX	XXX	XXX	XXX	XXX	XXX	XXX	XXX	XXX	XXX	XXX	XXX	XXX	XXX	XXX	
0199999	Total authorized - affiliates - U.S. intercompany pooling			XXX	XXX	XXX	XXX	XXX	XXX	XXX	XXX	XXX	XXX	XXX	XXX	XXX	XXX	
0499999	Total authorized - affiliates - U.S. non-pool			XXX	XXX	XXX	XXX	XXX	XXX	XXX	XXX	XXX	XXX	XXX	XXX	XXX	XXX	
0799999	Total authorized - affiliates - other (non-U.S.)			XXX	XXX	XXX	XXX	XXX	XXX	XXX	XXX	XXX	XXX	XXX	XXX	XXX	XXX	
0899999	Total authorized - affiliates			XXX	XXX	XXX	XXX	XXX	XXX	XXX	XXX	XXX	XXX	XXX	XXX	XXX	XXX	
04-2672903	Essentia Insurance Company	XXX	XXX	XXX	XXX	XXX	XXX	XXX	XXX	XXX	XXX	XXX	XXX	XXX	XXX	XXX	XXX	
0999999	Total authorized - other U.S. unaffiliated insurers			XXX	XXX	XXX	XXX	XXX	XXX	XXX	XXX	XXX	XXX	XXX	XXX	XXX	XXX	
AA-9991500	Illinois Mine Subsidence Fund	XXX	XXX	XXX	XXX	XXX	XXX	XXX	XXX	XXX	XXX	XXX	XXX	XXX	XXX	XXX	XXX	
AA-9991501	Indiana Mine Subsidence Fund	XXX	XXX	XXX	XXX	XXX	XXX	XXX	XXX	XXX	XXX	XXX	XXX	XXX	XXX	XXX	XXX	
AA-9991159	Michigan Catastrophic Claims Assn	XXX	XXX	XXX	XXX	XXX	XXX	XXX	XXX	XXX	XXX	XXX	XXX	XXX	XXX	XXX	XXX	
AA-9991139	North Carolina Reinsurance Facility	XXX	XXX	XXX	XXX	XXX	XXX	XXX	XXX	XXX	XXX	XXX	XXX	XXX	XXX	XXX	XXX	
AA-9991503	Ohio Mine Subsidence Fund	XXX	XXX	XXX	XXX	XXX	XXX	XXX	XXX	XXX	XXX	XXX	XXX	XXX	XXX	XXX	XXX	
1099999	Total authorized - pools - mandatory pools			XXX	XXX	XXX	XXX	XXX	XXX	XXX	XXX	XXX	XXX	XXX	XXX	XXX	XXX	
1499999	Total authorized excluding Protected Cells (Sum of 0899999, 0999999, 1099999, 1199999 and 1299999)			XXX	XXX	XXX	XXX	XXX	XXX	XXX	XXX	XXX	XXX	XXX	XXX	XXX	XXX	
1899999	Total unauthorized - affiliates - U.S. non-pool			XXX	XXX	XXX	XXX	XXX	XXX	XXX	XXX	XXX	XXX	XXX	XXX	XXX	XXX	
2199999	Total unauthorized - affiliates - other (non-U.S.)			XXX	XXX	XXX	XXX	XXX	XXX	XXX	XXX	XXX	XXX	XXX	XXX	XXX	XXX	
2299999	Total unauthorized - affiliates			XXX	XXX	XXX	XXX	XXX	XXX	XXX	XXX	XXX	XXX	XXX	XXX	XXX	XXX	
2899999	Total unauthorized excluding Protected Cells (Sum of 2299999, 2399999, 2499999, 2599999 and 2699999)			XXX	XXX	XXX	XXX	XXX	XXX	XXX	XXX	XXX	XXX	XXX	XXX	XXX	XXX	
3299999	Total certified - affiliates - U.S. non-pool			XXX				XXX	XXX									
3599999	Total certified - affiliates - other (non-U.S.)			XXX				XXX	XXX									
3699999	Total certified - affiliates			XXX				XXX	XXX									
4299999	Total certified excluding Protected Cells (Sum of 3699999, 3799999, 3899999, 3999999 and 4099999)			XXX				XXX	XXX									
4699999	Total reciprocal jurisdiction - affiliates - U.S. non-pool			XXX	XXX	XXX	XXX	XXX	XXX	XXX	XXX	XXX	XXX	XXX	XXX	XXX	XXX	
4999999	Total reciprocal jurisdiction - affiliates - other (non-U.S.)			XXX	XXX	XXX	XXX	XXX	XXX	XXX	XXX	XXX	XXX	XXX	XXX	XXX	XXX	
5099999	Total reciprocal jurisdiction - affiliates			XXX	XXX	XXX	XXX	XXX	XXX	XXX	XXX	XXX	XXX	XXX	XXX	XXX	XXX	
5699999	Total reciprocal jurisdiction excluding Protected Cells (Sum of 5099999, 5199999, 5299999, 5399999 and 5499999)			XXX	XXX	XXX	XXX	XXX	XXX	XXX	XXX	XXX	XXX	XXX	XXX	XXX	XXX	
5799999	Total authorized, unauthorized, reciprocal jurisdiction and certified excluding Protected Cells (Sum of 1499999, 2899999, 4299999 and 5699999)			XXX				XXX	XXX									
5899999	Total Protected Cells (Sum of 1399999, 2799999, 4199999 and 5599999)			XXX				XXX	XXX									
9999999	Totals			XXX				XXX	XXX									

ANNUAL STATEMENT FOR THE YEAR 2025 OF THE NATIONWIDE INSURANCE COMPANY OF AMERICA

SCHEDULE F - PART 3 (Continued)

Ceded Reinsurance as of December 31, Current Year (\$000 Omitted)
(Total Provision for Reinsurance)

ID Number From Col. 1	Name of Reinsurer From Col. 3	70 20% of Recoverable on Paid Losses & LAE Over 90 Days past Due Amounts Not in Dispute (Col. 47 * 20%)	71 Provision for Unauthorized Reinsurance		73 Provision for Overdue Authorized and Reciprocal Jurisdiction Reinsurance		75 Total Provision for Reinsurance			
			72 Provision for Reinsurance with Unauthorized Reinsurers Due to Collateral Deficiency (Col. 26)	72 Provision for Overdue Reinsurance from Unauthorized Reinsurers and Amounts in Dispute (Col. 70 + 20% of the Amount in Col. 16)	74 Complete if Col. 52 = "Yes"; Otherwise Enter 0 20% of Recoverable on Paid Losses & LAE Over 90 Days Past Due Amounts Not in Dispute + 20% of Amounts in Dispute ([Col. 47 * 20%] + [Col. 45 * 20%])	74 Complete if Col. 52 = "No"; Otherwise Enter 0 Greater of 20% of Net Recoverable Net of Funds Held & Collateral, or 20% of Recoverable on Paid Losses & LAE Over 90 Days Past Due (Greater of Col. 26 * 20% or Cols. [40 + 41] * 20%)	75 Provision for Amounts Ceded to Authorized and Reciprocal Jurisdiction Reinsurers (Cols. 73 + 74)	76 Provision for Amounts Ceded to Unauthorized Reinsurers (Cols. 71 + 72 Not in Excess of Col. 15)	77 Provision for Amounts Ceded to Certified Reinsurers (Cols. 64 + 69)	78 Total Provision for Reinsurance (Cols. 75 + 76 + 77)
31-4177100	Nationwide Mutual Insurance Company		XXX	XXX				XXX	XXX	
0199999	Total authorized - affiliates - U.S. intercompany pooling		XXX	XXX				XXX	XXX	
0499999	Total authorized - affiliates - U.S. non-pool		XXX	XXX				XXX	XXX	
0799999	Total authorized - affiliates - other (non-U.S.)		XXX	XXX				XXX	XXX	
0899999	Total authorized - affiliates		XXX	XXX				XXX	XXX	
04-2672903	Essentia Insurance Company		XXX	XXX				XXX	XXX	
0999999	Total authorized - other U.S. unaffiliated insurers		XXX	XXX				XXX	XXX	
AA-9991500	Illinois Mine Subsidence Fund		XXX	XXX				XXX	XXX	
AA-9991501	Indiana Mine Subsidence Fund		XXX	XXX				XXX	XXX	
AA-9991159	Michigan Catastrophic Claims Assn		XXX	XXX				XXX	XXX	
AA-9991139	North Carolina Reinsurance Facility		XXX	XXX				XXX	XXX	
AA-9991503	Ohio Mine Subsidence Fund		XXX	XXX				XXX	XXX	
1099999	Total authorized - pools - mandatory pools		XXX	XXX				XXX	XXX	
1499999	Total authorized excluding Protected Cells (Sum of 0899999, 0999999, 1099999, 1199999 and 1299999)		XXX	XXX				XXX	XXX	
1899999	Total unauthorized - affiliates - U.S. non-pool				XXX	XXX	XXX		XXX	
2199999	Total unauthorized - affiliates - other (non-U.S.)				XXX	XXX	XXX		XXX	
2299999	Total unauthorized - affiliates				XXX	XXX	XXX		XXX	
2899999	Total unauthorized excluding Protected Cells (Sum of 2299999, 2399999, 2499999, 2599999 and 2699999)				XXX	XXX	XXX		XXX	
3299999	Total certified - affiliates - U.S. non-pool	XXX	XXX	XXX	XXX	XXX	XXX	XXX	XXX	
3599999	Total certified - affiliates - other (non-U.S.)	XXX	XXX	XXX	XXX	XXX	XXX	XXX	XXX	
3699999	Total certified - affiliates	XXX	XXX	XXX	XXX	XXX	XXX	XXX	XXX	
4299999	Total certified excluding Protected Cells (Sum of 3699999, 3799999, 3899999, 3999999 and 4099999)	XXX	XXX	XXX	XXX	XXX	XXX	XXX	XXX	
4699999	Total reciprocal jurisdiction - affiliates - U.S. non-pool		XXX	XXX				XXX	XXX	
4999999	Total reciprocal jurisdiction - affiliates - other (non-U.S.)		XXX	XXX				XXX	XXX	
5099999	Total reciprocal jurisdiction - affiliates		XXX	XXX				XXX	XXX	
5699999	Total reciprocal jurisdiction excluding Protected Cells (Sum of 5099999, 5199999, 5299999, 5399999 and 5499999)		XXX	XXX				XXX	XXX	
5799999	Total authorized, unauthorized, reciprocal jurisdiction and certified excluding Protected Cells (Sum of 1499999, 2899999, 4299999 and 5699999)									
5899999	Total Protected Cells (Sum of 1399999, 2799999, 4199999 and 5599999)									
9999999	Totals									

ANNUAL STATEMENT FOR THE YEAR 2025 OF THE NATIONWIDE INSURANCE COMPANY OF AMERICA

SCHEDULE F - PART 4

Issuing or Confirming Banks for Letters of Credit from Schedule F, Part 3 (\$000 Omitted)

1 Issuing or Confirming Bank Reference Number Used in Col. 23 of Sch F Part 3	2 Letters of Credit Code	3 American Bankers Association (ABA) Routing Number	4 Issuing or Confirming Bank Name	5 Letters of Credit Amount
NONE				
Total				

ANNUAL STATEMENT FOR THE YEAR 2025 OF THE NATIONWIDE INSURANCE COMPANY OF AMERICA

SCHEDULE F - PART 5

Interrogatories for Schedule F, Part 3 (000 Omitted)

A. Report the five largest provisional commission rates included in the cedant's reinsurance treaties. The commission rate to be reported is by contract with ceded premium in excess of \$50,000:

	1 <u>Name of Reinsurer</u>	2 <u>Commission Rate</u>	3 <u>Ceded Premium</u>
1.
2.
3.
4.
5.

B. Report the five largest reinsurance recoverables reported in Schedule F, Part 3, Column 15, due from any one reinsurer (based on the total recoverables, Schedule F, Part 3, Line 9999999, Column 15), the amount of ceded premium, and indicate whether the recoverables are due from an affiliated insurer.

	1 <u>Name of Reinsurer</u>	2 <u>Total Recoverables</u>	3 <u>Ceded Premiums</u>	4 <u>Affiliated</u>
6.	Nationwide Mutual Insurance Company	1,706,572	1,870,969	Yes [X] No []
7.	Michigan Catastrophic Claims Assn	119,960	29	Yes [] No [X]
8.	Indiana Mine Subsidence Fund	273	33	Yes [] No [X]
9.	Illinois Mine Subsidence Fund	9	119	Yes [] No [X]
10.	Essentia Insurance Company	(9)	Yes [] No [X]

NOTE: Disclosure of the five largest provisional commission rates should exclude mandatory pools and joint underwriting associations.

ANNUAL STATEMENT FOR THE YEAR 2025 OF THE NATIONWIDE INSURANCE COMPANY OF AMERICA

SCHEDULE F - PART 6

Restatement of Balance Sheet to Identify Net Credit for Reinsurance

	1 As Reported (Net of Ceded)	2 Restatement Adjustments	3 Restated (Gross of Ceded)
ASSETS (Page 2, Col. 3)			
1. Cash and invested assets (Line 12)	491,448,006		491,448,006
2. Premiums and considerations (Line 15)	448,049,527		448,049,527
3. Reinsurance recoverable on loss and loss adjustment expense payments (Line 16.1)	84,348,347	(79,571,883)	4,776,464
4. Funds held by or deposited with reinsured companies (Line 16.2)	450,598		450,598
5. Other assets	95,623,590	38,587	95,662,177
6. Net amount recoverable from reinsurers		1,135,099,731	1,135,099,731
7. Protected cell assets (Line 27)			
8. Totals (Line 28)	1,119,920,068	1,055,566,436	2,175,486,504
LIABILITIES (Page 3)			
9. Losses and loss adjustment expenses (Lines 1 through 3)	161,583,796	833,084,084	994,667,880
10. Taxes, expenses, and other obligations (Lines 4 through 8)	13,129,381	10,190,568	23,319,949
11. Unearned premiums (Line 9)	76,218,388	783,755,235	859,973,623
12. Advance premiums (Line 10)	1,102,266		1,102,266
13. Dividends declared and unpaid (Line 11.1 and 11.2)	28,775		28,775
14. Ceded reinsurance premiums payable (net of ceding commissions (Line 12)	571,848,076	(571,451,434)	396,642
15. Funds held by company under reinsurance treaties (Line 13)	12,017	(12,017)	
16. Amounts withheld or retained by company for account of others (Line 14)	7,501,240		7,501,240
17. Provision for reinsurance (Line 16)			
18. Other liabilities	1,035,426		1,035,426
19. Total liabilities excluding protected cell business (Line 26)	832,459,365	1,055,566,436	1,888,025,801
20. Protected cell liabilities (Line 27)			
21. Surplus as regards policyholders (Line 37)	287,460,703	XXX	287,460,703
22. Totals (Line 38)	1,119,920,068	1,055,566,436	2,175,486,504

NOTE: Is the restatement of this exhibit the result of grossing up balances ceded to affiliates under 100 percent reinsurance or pooling arrangements? Yes [X] No []

If yes, give full explanation: See Notes to Financial Statements #26

ANNUAL STATEMENT FOR THE YEAR 2025 OF THE NATIONWIDE INSURANCE COMPANY OF AMERICA

SCHEDULE H - ACCIDENT AND HEALTH EXHIBIT
PART 1 - ANALYSIS OF UNDERWRITING OPERATIONS

	Total		Comprehensive (Hospital and Medical) Individual		Comprehensive (Hospital and Medical) Group		Medicare Supplement		Vision Only		Dental Only		Federal Employees Health Benefits Plan	
	1 Amount	2 %	3 Amount	4 %	5 Amount	6 %	7 Amount	8 %	9 Amount	10 %	11 Amount	12 %	13 Amount	14 %
1. Premiums written	3,876,220	XXX		XXX	322,406	XXX	10	XXX	1,807	XXX	23,239	XXX		XXX
2. Premiums earned	3,880,202	XXX		XXX	322,406	XXX	10	XXX	1,807	XXX	23,239	XXX		XXX
3. Incurred claims	2,985,083	76.9			98,747	30.6	(132)	(1,320.0)	2,387	132.1	(2,214)	(9.5)		
4. Cost containment expenses	(34)	0.0					(20)	(200.0)						
5. Incurred claims and cost containment expenses (Lines 3 and 4)	2,985,049	76.9			98,747	30.6	(152)	(1,520.0)	2,387	132.1	(2,214)	(9.5)		
6. Increase in contract reserves														
7. Commissions (a)	(3,076)	(0.1)			87,507	27.1			(8,066)	(446.4)	(44,967)	(193.5)		
8. Other general insurance expenses	929,190	23.9			287,285	89.1			8,585	475.1	51,560	221.9		
9. Taxes, licenses and fees	96,150	2.5			6,067	1.9			1,387	76.8	7,154	30.8		
10. Total other expenses incurred	1,022,264	26.3			380,859	118.1			1,906	105.5	13,747	59.2		
11. Aggregate write-ins for deductions														
12. Gain from underwriting before dividends or refunds	(127,111)	(3.3)			(157,200)	(48.8)	162	1,620.0	(2,486)	(137.6)	11,706	50.4		
13. Dividends or refunds														
14. Gain from underwriting after dividends or refunds	(127,111)	(3.3)			(157,200)	(48.8)	162	1,620.0	(2,486)	(137.6)	11,706	50.4		
DETAILS OF WRITE-INS														
1101.														
1102.														
1103.														
1198. Summary of remaining write-ins for Line 11 from overflow page														
1199. Totals (Lines 1101 through 1103 plus 1198)(Line 11 above)														

	Medicare Title XVIII		Medicaid Title XIX		Credit A&H		Disability Income		Long-Term Care		Other Health	
	15 Amount	16 %	17 Amount	18 %	19 Amount	20 %	21 Amount	22 %	23 Amount	24 %	25 Amount	26 %
1. Premiums written		XXX		XXX		XXX	353	XXX		XXX	3,528,405	XXX
2. Premiums earned		XXX		XXX		XXX	3,180	XXX		XXX	3,529,560	XXX
3. Incurred claims							3,168	99.6			2,883,127	81.7
4. Cost containment expenses							(14)	(0.4)				
5. Incurred claims and cost containment expenses (Lines 3 and 4)							3,154	99.2			2,883,127	81.7
6. Increase in contract reserves												
7. Commissions (a)							43	1.4			(37,593)	(1.1)
8. Other general insurance expenses											581,760	16.5
9. Taxes, licenses and fees							240	7.5			81,302	2.3
10. Total other expenses incurred							283	8.9			625,469	17.7
11. Aggregate write-ins for deductions												
12. Gain from underwriting before dividends or refunds							(257)	(8.1)			20,964	0.6
13. Dividends or refunds												
14. Gain from underwriting after dividends or refunds							(257)	(8.1)			20,964	0.6
DETAILS OF WRITE-INS												
1101.												
1102.												
1103.												
1198. Summary of remaining write-ins for Line 11 from overflow page												
1199. Totals (Lines 1101 through 1103 plus 1198)(Line 11 above)												

(a) Includes \$ reported as "Contract, membership and other fees retained by agents."

ANNUAL STATEMENT FOR THE YEAR 2025 OF THE NATIONWIDE INSURANCE COMPANY OF AMERICA

SCHEDULE H - ACCIDENT AND HEALTH EXHIBIT (Continued)

PART 2. - RESERVES AND LIABILITIES

	1	2	3	4	5	6	7	8	9	10	11	12	13
	Total	Comprehensive (Hospital and Medical) Individual	Comprehensive (Hospital and Medical) Group	Medicare Supplement	Vision Only	Dental Only	Federal Employees Health Benefits Plan	Medicare Title XVIII	Medicaid Title XIX	Credit A&H	Disability Income	Long-Term Care	Other Health
A. Premium Reserves:													
1. Unearned premiums	2,911		2								(60)		2,969
2. Advance premiums													
3. Reserve for rate credits	(821)										(1,697)		876
4. Total premium reserves, current year	2,090		2								(1,757)		3,845
5. Total premium reserves, prior year	6,072		2								1,070		5,000
6. Increase in total premium reserves	(3,982)										(2,827)		(1,155)
B. Contract Reserves:													
1. Additional reserves (a)													
2. Reserve for future contingent benefits													
3. Total contract reserves, current year													
4. Total contract reserves, prior year													
5. Increase in contract reserves													
C. Claim Reserves and Liabilities:													
1. Total current year	69,948		557	(1,893)							(1,742)		73,026
2. Total prior year	75,697		770	(1,434)							(1,489)		77,850
3. Increase	(5,749)		(213)	(459)							(253)		(4,824)

PART 3. - TEST OF PRIOR YEAR'S CLAIM RESERVES AND LIABILITIES

	1	2	3	4	5	6	7	8	9	10	11	12	13
	Total	Comprehensive (Hospital and Medical) Individual	Comprehensive (Hospital and Medical) Group	Medicare Supplement	Vision Only	Dental Only	Federal Employees Health Benefits Plan	Medicare Title XVIII	Medicaid Title XIX	Credit A&H	Disability Income	Long-Term Care	Other Health
1. Claims paid during the year:													
1.1 On claims incurred prior to current year	152,035		(100,138)	327		(16,822)					3,345		265,323
1.2 On claims incurred during current year	2,838,797		199,098		2,387	14,608					76		2,622,628
2. Claim reserves and liabilities, December 31, current year:													
2.1 On claims incurred prior to current year	7,109			(3,380)							(5,091)		15,580
2.2 On claims incurred during current year	62,839		557	1,487							3,349		57,446
3. Test:													
3.1 Lines 1.1 and 2.1	159,144		(100,138)	(3,053)		(16,822)					(1,746)		280,903
3.2 Claim reserves and liabilities, December 31, prior year	75,697		770	(1,434)							(1,489)		77,850
3.3 Line 3.1 minus Line 3.2	83,447		(100,908)	(1,619)		(16,822)					(257)		203,053

PART 4. - REINSURANCE

	1	2	3	4	5	6	7	8	9	10	11	12	13
	Total	Comprehensive (Hospital and Medical) Individual	Comprehensive (Hospital and Medical) Group	Medicare Supplement	Vision Only	Dental Only	Federal Employees Health Benefits Plan	Medicare Title XVIII	Medicaid Title XIX	Credit A&H	Disability Income	Long-Term Care	Other Health
A. Reinsurance Assumed:													
1. Premiums written	3,876,220		322,406	10	1,807	23,239					353		3,528,405
2. Premiums earned	3,880,202		322,406	10	1,807	23,239					3,180		3,529,560
3. Incurred claims	2,985,083		98,747	(132)	2,387	(2,214)					3,167		2,883,128
4. Commissions	(3,076)		87,507		(8,066)	(44,967)					43		(37,593)
B. Reinsurance Ceded:													
1. Premiums written													
2. Premiums earned													
3. Incurred claims													
4. Commissions													

(a) Includes \$ premium deficiency reserve.

ANNUAL STATEMENT FOR THE YEAR 2025 OF THE NATIONWIDE INSURANCE COMPANY OF AMERICA

SCHEDULE H - PART 5 - HEALTH CLAIMS

	1 Comprehensive (Hospital and Medical) Individual	2 Comprehensive (Hospital and Medical) Group	3 Medicare Supplement	4 Vision Only	5 Dental Only	6 Federal Employees Health Benefits Plan	7 Medicare Title XVIII	8 Medicaid Title XIX	9 Credit A&H	10 Disability Income	11 Long-Term Care	12 Other Health	13 Total
A. Direct:													
1. Incurred claims													
2. Beginning claim reserves and liabilities													
3. Ending claim reserves and liabilities													
4. Claims paid													
B. Assumed Reinsurance:													
1. Incurred claims		98,747	(132)	2,387	(2,214)					3,167		2,883,128	2,985,083
2. Beginning claim reserves and liabilities		770	(1,434)							(1,489)		77,849	75,696
3. Ending claim reserves and liabilities		556	(1,893)							(1,743)		73,027	69,947
4. Claims paid		98,960	327	2,387	(2,214)					3,421		2,887,951	2,990,832
C. Ceded Reinsurance:													
1. Incurred claims													
2. Beginning claim reserves and liabilities													
3. Ending claim reserves and liabilities													
4. Claims paid													
D. Net:													
1. Incurred claims		98,747	(132)	2,387	(2,214)					3,167		2,883,128	2,985,083
2. Beginning claim reserves and liabilities		770	(1,434)							(1,489)		77,849	75,696
3. Ending claim reserves and liabilities		556	(1,893)							(1,743)		73,027	69,947
4. Claims paid		98,960	327	2,387	(2,214)					3,421		2,887,951	2,990,832
E. Net Incurred Claims and Cost Containment Expenses:													
1. Incurred claims and cost containment expenses		98,747	(152)	2,387	(2,214)					3,154		2,883,127	2,985,049
2. Beginning reserves and liabilities		770	(1,371)							(1,419)		77,660	75,640
3. Ending reserves and liabilities		556	(1,810)							(1,666)		72,837	69,917
4. Paid claims and cost containment expenses		98,961	287	2,387	(2,214)					3,401		2,887,950	2,990,772

ANNUAL STATEMENT FOR THE YEAR 2025 OF THE NATIONWIDE INSURANCE COMPANY OF AMERICA
SCHEDULE P - PART 1A - HOMEOWNERS/FARMOWNERS
(\$000 OMITTED)

Years in Which Premiums Were Earned and Losses Were Incurred	Premiums Earned			Loss and Loss Expense Payments						10 Salvage and Subrogation Received	11 Total Net Paid Cols (4 - 5 + 6 - 7 + 8 - 9)	12 Number of Claims Reported Direct and Assumed	
	1 Direct and Assumed	2 Ceded	3 Net (1 - 2)	Loss Payments		Defense and Cost Containment Payments		Adjusting and Other Payments					
				4 Direct and Assumed	5 Ceded	6 Direct and Assumed	7 Ceded	8 Direct and Assumed	9 Ceded				
1. Prior.....	XXX.....	XXX.....	XXX.....	1.....		1.....				5.....	2.....	XXX.....	
2. 2016.....	37,498.....	1,145.....	36,353.....	22,154.....	10.....	537.....			2,251.....	1.....	316.....	24,930.....	1,995.....
3. 2017.....	37,851.....	1,092.....	36,759.....	34,138.....	834.....	752.....	5.....		2,683.....	3.....	3,965.....	36,731.....	2,231.....
4. 2018.....	37,435.....	1,091.....	36,344.....	27,576.....	135.....	616.....			2,606.....		1,732.....	30,661.....	1,992.....
5. 2019.....	37,376.....	1,334.....	36,043.....	24,642.....	11.....	629.....			2,226.....		635.....	27,486.....	1,738.....
6. 2020.....	38,476.....	1,609.....	36,867.....	30,992.....	2,065.....	984.....	8.....		2,394.....		357.....	32,297.....	2,001.....
7. 2021.....	39,754.....	1,686.....	38,068.....	27,919.....	1,227.....	863.....	9.....		2,262.....		674.....	29,808.....	1,742.....
8. 2022.....	41,985.....	1,882.....	40,104.....	30,736.....	364.....	843.....	1.....		2,485.....	10.....	338.....	33,689.....	1,726.....
9. 2023.....	46,035.....	2,123.....	43,913.....	32,758.....	28.....	776.....	1.....		2,602.....		262.....	36,107.....	1,786.....
10. 2024.....	45,499.....	2,299.....	43,200.....	24,339.....	16.....	440.....	1.....		2,534.....		160.....	27,296.....	1,369.....
11. 2025.....	41,984.....	1,940.....	40,044.....	13,069.....	14.....	181.....	1.....		1,745.....		235.....	14,980.....	774.....
12. Totals.....	XXX.....	XXX.....	XXX.....	268,324.....	4,706.....	6,621.....	26.....		23,789.....	14.....	8,679.....	293,987.....	XXX.....

	Losses Unpaid				Defense and Cost Containment Unpaid				Adjusting and Other Unpaid		23 Salvage and Subrogation Anticipated	24 Total Net Losses and Expenses Unpaid	25 Number of Claims Outstanding Direct and Assumed
	Case Basis		Bulk + IBNR		Case Basis		Bulk + IBNR						
	13 Direct and Assumed	14 Ceded	15 Direct and Assumed	16 Ceded	17 Direct and Assumed	18 Ceded	19 Direct and Assumed	20 Ceded	21 Direct and Assumed	22 Ceded			
1. Prior.....	25.....	(2).....			1.....		1.....		2.....		(3).....	30.....	48.....
2. 2016.....	13.....		1.....				2.....					17.....	
3. 2017.....	35.....	92.....	7.....				4.....		2.....			(44).....	2.....
4. 2018.....	28.....	2.....	12.....				7.....		3.....		(3).....	48.....	2.....
5. 2019.....	73.....		2.....				9.....		3.....		4.....	87.....	1.....
6. 2020.....	128.....		30.....	194.....	1.....		22.....		3.....		1.....	(10).....	1.....
7. 2021.....	141.....	1.....	156.....	91.....	1.....		38.....		10.....		(32).....	253.....	1.....
8. 2022.....	322.....	2.....	67.....	3.....	2.....		133.....		20.....		30.....	539.....	2.....
9. 2023.....	573.....	3.....	159.....		3.....		222.....		28.....		52.....	981.....	4.....
10. 2024.....	1,541.....	2.....	781.....		2.....		342.....		50.....		104.....	2,714.....	15.....
11. 2025.....	3,529.....	2.....	2,519.....	37.....	1.....		404.....	1.....	579.....		111.....	6,992.....	51.....
12. Totals.....	6,409.....	103.....	3,734.....	324.....	11.....		1,183.....	1.....	699.....		262.....	11,607.....	126.....

	Total Losses and Loss Expenses Incurred			Loss and Loss Expense Percentage (Incurred / Premiums Earned)			Nontabular Discount		34 Inter-Company Pooling Participation Percentage	Net Balance Sheet Reserves After Discount	
	26 Direct and Assumed	27 Ceded	28 Net	29 Direct and Assumed	30 Ceded	31 Net	32 Loss	33 Loss Expense		35 Losses Unpaid	36 Loss Expenses Unpaid
	1. Prior.....	XXX.....	XXX.....	XXX.....	XXX.....	XXX.....	XXX.....				XXX.....
2. 2016.....	24,959.....	11.....	24,948.....	66.6.....	1.0.....	68.6.....			1.0.....	15.....	2.....
3. 2017.....	37,621.....	934.....	36,687.....	99.4.....	85.5.....	99.8.....			1.0.....	(50).....	6.....
4. 2018.....	30,847.....	138.....	30,709.....	82.4.....	12.6.....	84.5.....			1.0.....	38.....	10.....
5. 2019.....	27,584.....	12.....	27,572.....	73.8.....	0.9.....	76.5.....			1.0.....	74.....	13.....
6. 2020.....	34,555.....	2,267.....	32,287.....	89.8.....	140.9.....	87.6.....			1.0.....	(35).....	26.....
7. 2021.....	31,390.....	1,329.....	30,061.....	79.0.....	78.8.....	79.0.....			1.0.....	204.....	49.....
8. 2022.....	34,607.....	380.....	34,228.....	82.4.....	20.2.....	85.3.....			1.0.....	385.....	155.....
9. 2023.....	37,121.....	33.....	37,088.....	80.6.....	1.6.....	84.5.....			1.0.....	729.....	252.....
10. 2024.....	30,029.....	19.....	30,010.....	66.0.....	0.8.....	69.5.....			1.0.....	2,320.....	394.....
11. 2025.....	22,026.....	54.....	21,972.....	52.5.....	2.8.....	54.9.....			1.0.....	6,009.....	983.....
12. Totals.....	XXX.....	XXX.....	XXX.....	XXX.....	XXX.....	XXX.....			XXX.....	9,715.....	1,892.....

ANNUAL STATEMENT FOR THE YEAR 2025 OF THE NATIONWIDE INSURANCE COMPANY OF AMERICA
SCHEDULE P - PART 1B - PRIVATE PASSENGER AUTO LIABILITY/MEDICAL
(\$000 OMITTED)

Years in Which Premiums Were Earned and Losses Were Incurred	Premiums Earned			Loss and Loss Expense Payments						10 Salvage and Subrogation Received	11 Total Net Paid Cols (4 - 5 + 6 - 7 + 8 - 9)	12 Number of Claims Reported Direct and Assumed
	1	2	3	Loss Payments		Defense and Cost Containment Payments		Adjusting and Other Payments				
				4	5	6	7	8	9			
	Direct and Assumed	Ceded	Net (1 - 2)	Direct and Assumed	Ceded	Direct and Assumed	Ceded	Direct and Assumed	Ceded			
1. Prior.....	XXX.....	XXX.....	XXX.....	425.....	339.....	8.....		7.....	3.....	2.....	99.....	XXX.....
2. 2016.....	44,417.....	945.....	43,472.....	32,473.....	992.....	1,156.....		3,916.....	100.....	821.....	36,454.....	7,483.....
3. 2017.....	44,362.....	1,221.....	43,141.....	29,903.....	1,012.....	1,145.....	35.....	3,907.....	134.....	795.....	33,774.....	6,686.....
4. 2018.....	41,540.....	986.....	40,554.....	25,435.....	693.....	968.....	(1).....	3,414.....	99.....	725.....	29,025.....	5,494.....
5. 2019.....	37,725.....	896.....	36,829.....	23,593.....	615.....	871.....		3,063.....	83.....	679.....	26,830.....	4,740.....
6. 2020.....	33,735.....	698.....	33,037.....	17,646.....	384.....	638.....		2,508.....	138.....	521.....	20,271.....	3,424.....
7. 2021.....	32,107.....	555.....	31,552.....	20,098.....	359.....	733.....		2,449.....	34.....	617.....	22,886.....	3,737.....
8. 2022.....	30,374.....	499.....	29,876.....	21,030.....	503.....	659.....		2,449.....	25.....	596.....	23,610.....	3,692.....
9. 2023.....	29,822.....	526.....	29,296.....	18,794.....	358.....	446.....		2,330.....	37.....	568.....	21,175.....	3,345.....
10. 2024.....	27,005.....	532.....	26,474.....	12,428.....	261.....	166.....		1,994.....	42.....	382.....	14,285.....	2,391.....
11. 2025.....	22,740.....	382.....	22,357.....	5,104.....	120.....	22.....		1,505.....	35.....	213.....	6,476.....	1,694.....
12. Totals	XXX	XXX	XXX	206,929	5,637	6,813	34	27,542	727	5,919	234,885	XXX

	Losses Unpaid				Defense and Cost Containment Unpaid				Adjusting and Other Unpaid		23 Salvage and Subrogation Anticipated	24 Total Net Losses and Expenses Unpaid	25 Number of Claims Outstanding Direct and Assumed
	Case Basis		Bulk + IBNR		Case Basis		Bulk + IBNR		21	22			
	13	14	15	16	17	18	19	20					
	Direct and Assumed	Ceded	Direct and Assumed	Ceded	Direct and Assumed	Ceded	Direct and Assumed	Ceded	Direct and Assumed	Ceded			
1. Prior.....	8,918.....	7,340.....	252.....	176.....			24.....		20.....		1.....	1,698.....	10.....
2. 2016.....	214.....	149.....	30.....	30.....			6.....		3.....		1.....	73.....	4.....
3. 2017.....	534.....	476.....	23.....	21.....			10.....		3.....		1.....	73.....	5.....
4. 2018.....	33.....	6.....	25.....	21.....			17.....		5.....		2.....	53.....	6.....
5. 2019.....	188.....	75.....	158.....	17.....			35.....		7.....		3.....	295.....	6.....
6. 2020.....	185.....	30.....	54.....	14.....			55.....		7.....		4.....	258.....	3.....
7. 2021.....	377.....	238.....	111.....	7.....			132.....		12.....		10.....	388.....	6.....
8. 2022.....	765.....	1.....	348.....	(32).....			299.....		23.....		16.....	1,465.....	12.....
9. 2023.....	1,700.....	13.....	752.....	16.....			527.....		48.....		45.....	2,998.....	28.....
10. 2024.....	2,904.....	25.....	1,858.....	9.....			633.....		91.....		71.....	5,452.....	61.....
11. 2025.....	4,127.....	57.....	4,544.....	45.....			626.....		367.....		124.....	9,563.....	220.....
12. Totals	19,944	8,409	8,157	325	1		2,363		587		277	22,318	363

	Total Losses and Loss Expenses Incurred			Loss and Loss Expense Percentage (Incurred / Premiums Earned)			Nontabular Discount		34 Inter-Company Pooling Participation Percentage	Net Balance Sheet Reserves After Discount	
	26	27	28	29	30	31	32	33		35 Losses Unpaid	36 Loss Expenses Unpaid
	Direct and Assumed	Ceded	Net	Direct and Assumed	Ceded	Net	Loss	Loss Expense			
1. Prior.....	XXX.....	XXX.....	XXX.....	XXX.....	XXX.....	XXX.....			XXX.....	1,655.....	43.....
2. 2016.....	37,798.....	1,271.....	36,527.....	85.1.....	134.5.....	84.0.....			1.0.....	65.....	9.....
3. 2017.....	35,525.....	1,677.....	33,848.....	80.1.....	137.4.....	78.5.....			1.0.....	60.....	14.....
4. 2018.....	29,897.....	818.....	29,079.....	72.0.....	83.0.....	71.7.....			1.0.....	31.....	22.....
5. 2019.....	27,914.....	790.....	27,125.....	74.0.....	88.1.....	73.7.....			1.0.....	254.....	41.....
6. 2020.....	21,095.....	566.....	20,529.....	62.5.....	81.0.....	62.1.....			1.0.....	195.....	63.....
7. 2021.....	23,912.....	637.....	23,275.....	74.5.....	114.8.....	73.8.....			1.0.....	244.....	145.....
8. 2022.....	25,572.....	497.....	25,075.....	84.2.....	99.7.....	83.9.....			1.0.....	1,144.....	322.....
9. 2023.....	24,596.....	423.....	24,173.....	82.5.....	80.5.....	82.5.....			1.0.....	2,424.....	574.....
10. 2024.....	20,075.....	338.....	19,738.....	74.3.....	63.5.....	74.6.....			1.0.....	4,728.....	725.....
11. 2025.....	16,296.....	257.....	16,039.....	71.7.....	67.3.....	71.7.....			1.0.....	8,569.....	993.....
12. Totals	XXX	XXX	XXX	XXX	XXX	XXX			XXX	19,367	2,951

ANNUAL STATEMENT FOR THE YEAR 2025 OF THE NATIONWIDE INSURANCE COMPANY OF AMERICA
SCHEDULE P - PART 1C - COMMERCIAL AUTO/TRUCK LIABILITY/MEDICAL
(\$000 OMITTED)

Years in Which Premiums Were Earned and Losses Were Incurred	Premiums Earned			Loss and Loss Expense Payments						10 Salvage and Subrogation Received	11 Total Net Paid Cols (4 - 5 + 6 - 7 + 8 - 9)	12 Number of Claims Reported Direct and Assumed
	1 Direct and Assumed	2 Ceded	3 Net (1 - 2)	Loss Payments		Defense and Cost Containment Payments		Adjusting and Other Payments				
				4 Direct and Assumed	5 Ceded	6 Direct and Assumed	7 Ceded	8 Direct and Assumed	9 Ceded			
	1. Prior.....	XXX.....	XXX.....	XXX.....	68.....	28.....	12.....		4.....			
2. 2016.....	15,279.....	2,398.....	12,881.....	12,848.....	2,013.....	832.....	115.....	987.....	124.....	109.....	12,414.....	809.....
3. 2017.....	15,043.....	2,149.....	12,894.....	11,863.....	1,521.....	790.....	89.....	1,006.....	139.....	109.....	11,909.....	767.....
4. 2018.....	14,836.....	2,272.....	12,564.....	11,256.....	1,636.....	725.....	93.....	902.....	132.....	119.....	11,023.....	644.....
5. 2019.....	14,887.....	2,354.....	12,533.....	11,222.....	1,839.....	683.....	104.....	793.....	97.....	112.....	10,658.....	542.....
6. 2020.....	14,890.....	2,345.....	12,545.....	8,643.....	1,452.....	575.....	101.....	695.....	83.....	84.....	8,277.....	362.....
7. 2021.....	15,548.....	2,608.....	12,940.....	9,603.....	1,614.....	637.....	111.....	689.....	93.....	93.....	9,111.....	376.....
8. 2022.....	15,558.....	2,884.....	12,674.....	8,631.....	1,472.....	555.....	112.....	720.....	95.....	87.....	8,228.....	349.....
9. 2023.....	13,596.....	2,319.....	11,277.....	6,013.....	850.....	338.....	74.....	655.....	91.....	69.....	5,990.....	279.....
10. 2024.....	8,143.....	807.....	7,336.....	2,182.....	240.....	85.....	6.....	390.....	25.....	38.....	2,385.....	150.....
11. 2025.....	7,081.....	832.....	6,249.....	479.....	6.....	16.....		271.....	10.....	24.....	750.....	88.....
12. Totals.....	XXX.....	XXX.....	XXX.....	82,809.....	12,673.....	5,248.....	805.....	7,110.....	892.....	845.....	80,798.....	XXX.....

	Losses Unpaid				Defense and Cost Containment Unpaid				Adjusting and Other Unpaid		23 Salvage and Subrogation Anticipated	24 Total Net Losses and Expenses Unpaid	25 Number of Claims Outstanding Direct and Assumed
	Case Basis		Bulk + IBNR		Case Basis		Bulk + IBNR		21 Direct and Assumed	22 Ceded			
	13 Direct and Assumed	14 Ceded	15 Direct and Assumed	16 Ceded	17 Direct and Assumed	18 Ceded	19 Direct and Assumed	20 Ceded					
	1. Prior.....	636.....	495.....	300.....	1.....	1.....	1.....	58.....	3.....	6.....			
2. 2016.....	36.....	12.....	7.....	1.....	1.....		2.....	2.....	3.....		1.....	35.....	1.....
3. 2017.....	23.....	2.....	1.....	1.....			10.....	2.....	2.....	1.....	1.....	30.....	1.....
4. 2018.....	115.....	28.....	23.....	3.....	3.....		9.....	2.....	6.....	1.....	1.....	123.....	
5. 2019.....	217.....	33.....	5.....	(10).....	7.....	1.....	3.....	2.....	5.....	1.....	1.....	209.....	
6. 2020.....	283.....	4.....	36.....	14.....	9.....	2.....	22.....		5.....	1.....	1.....	334.....	
7. 2021.....	708.....	75.....	278.....	64.....	25.....	5.....	30.....	8.....	12.....	3.....	(1).....	899.....	1.....
8. 2022.....	1,232.....	202.....	448.....	101.....	48.....	17.....	153.....	15.....	26.....	7.....	6.....	1,566.....	2.....
9. 2023.....	2,306.....	342.....	1,134.....	320.....	63.....	15.....	337.....	47.....	24.....	5.....	15.....	3,135.....	4.....
10. 2024.....	1,753.....	143.....	1,454.....	352.....	22.....	4.....	229.....	26.....	24.....	3.....	13.....	2,955.....	4.....
11. 2025.....	1,335.....	46.....	2,324.....	463.....	7.....	1.....	242.....	37.....	84.....	5.....		3,441.....	7.....
12. Totals.....	8,644.....	1,383.....	6,012.....	1,311.....	187.....	46.....	1,097.....	144.....	196.....	27.....	39.....	13,225.....	523.....

	Total Losses and Loss Expenses Incurred			Loss and Loss Expense Percentage (Incurred / Premiums Earned)			Nontabular Discount		34 Inter-Company Pooling Participation Percentage	Net Balance Sheet Reserves After Discount	
	26 Direct and Assumed	27 Ceded	28 Net	29 Direct and Assumed	30 Ceded	31 Net	32 Loss	33 Loss Expense		35 Losses Unpaid	36 Loss Expenses Unpaid
	1. Prior.....	XXX.....	XXX.....	XXX.....	XXX.....	XXX.....	XXX.....				XXX.....
2. 2016.....	14,716.....	2,267.....	12,449.....	96.3.....	94.5.....	96.6.....			1.0.....	30.....	4.....
3. 2017.....	13,695.....	1,756.....	11,939.....	91.0.....	81.7.....	92.6.....			1.0.....	20.....	10.....
4. 2018.....	13,040.....	1,895.....	11,145.....	87.9.....	83.4.....	88.7.....			1.0.....	107.....	15.....
5. 2019.....	12,935.....	2,068.....	10,867.....	86.9.....	87.9.....	86.7.....			1.0.....	199.....	10.....
6. 2020.....	10,268.....	1,657.....	8,611.....	69.0.....	70.7.....	68.6.....			1.0.....	301.....	33.....
7. 2021.....	11,983.....	1,973.....	10,010.....	77.1.....	75.7.....	77.4.....			1.0.....	848.....	51.....
8. 2022.....	11,814.....	2,020.....	9,793.....	75.9.....	70.1.....	77.3.....			1.0.....	1,378.....	188.....
9. 2023.....	10,870.....	1,745.....	9,125.....	80.0.....	75.3.....	80.9.....			1.0.....	2,779.....	356.....
10. 2024.....	6,140.....	800.....	5,340.....	75.4.....	99.2.....	72.8.....			1.0.....	2,712.....	243.....
11. 2025.....	4,758.....	567.....	4,191.....	67.2.....	68.2.....	67.1.....			1.0.....	3,150.....	291.....
12. Totals.....	XXX.....	XXX.....	XXX.....	XXX.....	XXX.....	XXX.....			XXX.....	11,962.....	1,262.....

ANNUAL STATEMENT FOR THE YEAR 2025 OF THE NATIONWIDE INSURANCE COMPANY OF AMERICA

SCHEDULE P - PART 1D - WORKERS' COMPENSATION
(EXCLUDING EXCESS WORKERS' COMPENSATION)

(\$000 OMITTED)

Years in Which Premiums Were Earned and Losses Were Incurred	Premiums Earned			Loss and Loss Expense Payments						10 Salvage and Subrogation Received	11 Total Net Paid Cols (4 - 5 + 6 - 7 + 8 - 9)	12 Number of Claims Reported Direct and Assumed
	1 Direct and Assumed	2 Ceded	3 Net (1 - 2)	Loss Payments		Defense and Cost Containment Payments		Adjusting and Other Payments				
				4 Direct and Assumed	5 Ceded	6 Direct and Assumed	7 Ceded	8 Direct and Assumed	9 Ceded			
1. Prior.....	XXX	XXX	XXX	180	52	10	3	7	1	2	142	XXX
2. 2016.....	5,621	712	4,909	2,508	292	217	36	407	53	48	2,751	357
3. 2017.....	5,182	609	4,573	2,248	275	195	25	398	42	56	2,498	314
4. 2018.....	4,730	806	3,924	2,032	313	185	34	366	52	50	2,185	245
5. 2019.....	4,527	919	3,608	1,943	337	194	45	307	50	67	2,013	215
6. 2020.....	4,606	1,072	3,533	1,773	345	180	45	335	74	131	1,824	165
7. 2021.....	4,507	1,098	3,409	1,942	426	204	53	331	79	162	1,919	182
8. 2022.....	4,983	1,274	3,708	1,850	451	202	51	365	88	122	1,827	193
9. 2023.....	5,809	1,813	3,995	2,093	657	218	68	372	99	75	1,859	194
10. 2024.....	6,361	2,511	3,850	1,975	788	174	68	431	133	37	1,590	186
11. 2025.....	7,978	3,414	4,564	961	398	50	21	350	110	9	832	189
12. Totals	XXX	XXX	XXX	19,506	4,333	1,828	450	3,670	781	760	19,440	XXX

	Losses Unpaid				Defense and Cost Containment Unpaid				Adjusting and Other Unpaid		23 Salvage and Subrogation Anticipated	24 Total Net Losses and Expenses Unpaid	25 Number of Claims Outstanding Direct and Assumed
	Case Basis		Bulk + IBNR		Case Basis		Bulk + IBNR						
	13 Direct and Assumed	14 Ceded	15 Direct and Assumed	16 Ceded	17 Direct and Assumed	18 Ceded	19 Direct and Assumed	20 Ceded	21 Direct and Assumed	22 Ceded			
1. Prior.....	2,381	612	239	5	6	2	50	(17)	45	4	1	2,115	16
2. 2016.....	118	12	28	5	2	1	3	2	12	3		140	1
3. 2017.....	149	36	31	6	1		9	(2)	10	1	1	159	1
4. 2018.....	143	18	40	10	3	1	2	(1)	14	3	(2)	171	1
5. 2019.....	204	27	21	14	4	2	10	2	16	4	4	206	1
6. 2020.....	184	41	122	16	6	3	22	9	19	7	2	278	2
7. 2021.....	364	108	74	21	10	5	31	14	34	13	5	353	3
8. 2022.....	694	258	61	17	14	7	50	22	45	18	3	543	4
9. 2023.....	799	283	159	114	16	8	130	42	37	15	15	677	8
10. 2024.....	1,458	625	755	313	34	18	98	90	59	27	(18)	1,330	18
11. 2025.....	2,238	942	1,394	681	39	19	494	224	35	6		2,329	57
12. Totals	8,731	2,961	2,925	1,202	136	69	899	384	327	100	13	8,301	111

	Total Losses and Loss Expenses Incurred			Loss and Loss Expense Percentage (Incurred / Premiums Earned)			Nontabular Discount		34 Inter-Company Pooling Participation Percentage	Net Balance Sheet Reserves After Discount	
	26 Direct and Assumed	27 Ceded	28 Net	29 Direct and Assumed	30 Ceded	31 Net	32 Loss	33 Loss Expense		35 Losses Unpaid	36 Loss Expenses Unpaid
1. Prior.....	XXX	XXX	XXX	XXX	XXX	XXX			XXX	2,003	112
2. 2016.....	3,295	404	2,891	58.6	56.7	58.9			1.0	129	11
3. 2017.....	3,041	384	2,657	58.7	63.0	58.1			1.0	139	20
4. 2018.....	2,785	429	2,355	58.9	53.3	60.0			1.0	155	16
5. 2019.....	2,699	480	2,219	59.6	52.3	61.5			1.0	184	22
6. 2020.....	2,642	540	2,102	57.4	50.4	59.5			1.0	249	29
7. 2021.....	2,990	719	2,272	66.4	65.5	66.6			1.0	309	43
8. 2022.....	3,282	912	2,370	65.9	71.5	63.9			1.0	480	62
9. 2023.....	3,822	1,286	2,536	65.8	70.9	63.5			1.0	561	116
10. 2024.....	4,983	2,062	2,921	78.3	82.1	75.9			1.0	1,274	56
11. 2025.....	5,563	2,402	3,161	69.7	70.4	69.3			1.0	2,010	319
12. Totals	XXX	XXX	XXX	XXX	XXX	XXX			XXX	7,493	808

ANNUAL STATEMENT FOR THE YEAR 2025 OF THE NATIONWIDE INSURANCE COMPANY OF AMERICA
SCHEDULE P - PART 1E - COMMERCIAL MULTIPLE PERIL

(\$000 OMITTED)

Years in Which Premiums Were Earned and Losses Were Incurred	Premiums Earned			Loss and Loss Expense Payments						10 Salvage and Subrogation Received	11 Total Net Paid Cols (4 - 5 + 6 - 7 + 8 - 9)	12 Number of Claims Reported Direct and Assumed
	1	2	3	Loss Payments		Defense and Cost Containment Payments		Adjusting and Other Payments				
				4	5	6	7	8	9			
	Direct and Assumed	Ceded	Net (1 - 2)	Direct and Assumed	Ceded	Direct and Assumed	Ceded	Direct and Assumed	Ceded			
1. Prior.....	XXX.....	XXX.....	XXX.....	404.....	53.....	202.....	11.....	41.....	6.....	6.....	577.....	XXX.....
2. 2016.....	26,755.....	1,618.....	25,137.....	14,097.....	684.....	1,841.....	20.....	1,288.....	93.....	336.....	16,429.....	671.....
3. 2017.....	26,429.....	1,945.....	24,484.....	17,960.....	1,719.....	1,745.....	17.....	1,371.....	83.....	744.....	19,256.....	615.....
4. 2018.....	25,072.....	1,796.....	23,276.....	16,526.....	890.....	1,582.....	20.....	1,427.....	108.....	717.....	18,516.....	540.....
5. 2019.....	24,622.....	2,098.....	22,524.....	14,266.....	998.....	1,321.....	10.....	1,324.....	98.....	393.....	15,805.....	452.....
6. 2020.....	25,544.....	2,668.....	22,876.....	17,996.....	3,242.....	1,236.....	10.....	1,282.....	81.....	350.....	17,182.....	397.....
7. 2021.....	27,726.....	3,256.....	24,470.....	17,360.....	1,847.....	1,256.....	76.....	1,299.....	64.....	440.....	17,928.....	399.....
8. 2022.....	28,874.....	3,466.....	25,407.....	16,624.....	955.....	1,170.....	65.....	1,348.....	45.....	344.....	18,077.....	418.....
9. 2023.....	29,982.....	4,037.....	25,944.....	12,267.....	410.....	782.....	30.....	1,134.....	21.....	315.....	13,722.....	332.....
10. 2024.....	19,484.....	1,475.....	18,009.....	5,059.....	22.....	242.....	1.....	743.....	1.....	79.....	6,019.....	157.....
11. 2025.....	16,112.....	832.....	15,280.....	2,422.....	87.....	44.....	2.....	596.....	53.....	2,973.....	63.....
12. Totals.....	XXX.....	XXX.....	XXX.....	134,981.....	10,909.....	11,422.....	262.....	11,853.....	601.....	3,777.....	146,484.....	XXX.....

	Losses Unpaid				Defense and Cost Containment Unpaid				Adjusting and Other Unpaid		23 Salvage and Subrogation Anticipated	24 Total Net Losses and Expenses Unpaid	25 Number of Claims Outstanding Direct and Assumed
	Case Basis		Bulk + IBNR		Case Basis		Bulk + IBNR		21	22			
	13	14	15	16	17	18	19	20					
	Direct and Assumed	Ceded	Direct and Assumed	Ceded	Direct and Assumed	Ceded	Direct and Assumed	Ceded	Direct and Assumed	Ceded			
1. Prior.....	572.....	56.....	236.....	(7).....	89.....	21.....	366.....	23.....	34.....	3.....	2.....	1,199.....	387.....
2. 2016.....	353.....	18.....	82.....	4.....	6.....	2.....	89.....	(1).....	14.....	3.....	520.....	2.....
3. 2017.....	345.....	2.....	113.....	5.....	5.....	113.....	(1).....	16.....	3.....	587.....	1.....
4. 2018.....	474.....	18.....	158.....	20.....	5.....	1.....	129.....	29.....	4.....	755.....	1.....
5. 2019.....	543.....	23.....	152.....	15.....	19.....	3.....	173.....	(1).....	22.....	1.....	870.....	1.....
6. 2020.....	862.....	161.....	399.....	242.....	15.....	3.....	220.....	3.....	224.....	141.....	14.....	1,170.....	1.....
7. 2021.....	1,100.....	116.....	1,616.....	915.....	30.....	7.....	436.....	49.....	200.....	119.....	14.....	2,175.....	8.....
8. 2022.....	1,794.....	126.....	1,377.....	499.....	40.....	11.....	509.....	13.....	63.....	5.....	45.....	3,129.....	25.....
9. 2023.....	1,997.....	77.....	1,614.....	298.....	52.....	15.....	761.....	3.....	81.....	3.....	78.....	4,109.....	33.....
10. 2024.....	1,405.....	11.....	2,289.....	188.....	22.....	1.....	1,056.....	1.....	74.....	1.....	77.....	4,646.....	19.....
11. 2025.....	1,677.....	45.....	2,593.....	333.....	12.....	781.....	3.....	258.....	2.....	25.....	4,939.....	11.....
12. Totals.....	11,122.....	652.....	10,629.....	2,510.....	295.....	64.....	4,634.....	93.....	1,015.....	275.....	264.....	24,101.....	490.....

	Total Losses and Loss Expenses Incurred			Loss and Loss Expense Percentage (Incurred / Premiums Earned)			Nontabular Discount		34 Inter-Company Pooling Participation Percentage	Net Balance Sheet Reserves After Discount	
	26	27	28	29	30	31	32	33		35	36
	Direct and Assumed	Ceded	Net	Direct and Assumed	Ceded	Net	Loss	Loss Expense		Losses Unpaid	Loss Expenses Unpaid
1. Prior.....	XXX.....	XXX.....	XXX.....	XXX.....	XXX.....	XXX.....	XXX.....	759.....	441.....
2. 2016.....	17,769.....	820.....	16,949.....	66.4.....	50.7.....	67.4.....	1.0.....	413.....	107.....
3. 2017.....	21,668.....	1,825.....	19,843.....	82.0.....	93.8.....	81.0.....	1.0.....	452.....	134.....
4. 2018.....	20,331.....	1,059.....	19,272.....	81.1.....	58.9.....	82.8.....	1.0.....	594.....	162.....
5. 2019.....	17,821.....	1,146.....	16,675.....	72.4.....	54.6.....	74.0.....	1.0.....	658.....	212.....
6. 2020.....	22,235.....	3,883.....	18,352.....	87.0.....	145.5.....	80.2.....	1.0.....	858.....	312.....
7. 2021.....	23,297.....	3,193.....	20,103.....	84.0.....	98.1.....	82.2.....	1.0.....	1,684.....	491.....
8. 2022.....	22,925.....	1,719.....	21,206.....	79.4.....	49.6.....	83.5.....	1.0.....	2,547.....	583.....
9. 2023.....	18,689.....	857.....	17,832.....	62.3.....	21.2.....	68.7.....	1.0.....	3,236.....	873.....
10. 2024.....	10,891.....	226.....	10,666.....	55.9.....	15.3.....	59.2.....	1.0.....	3,497.....	1,150.....
11. 2025.....	8,383.....	471.....	7,912.....	52.0.....	56.7.....	51.8.....	1.0.....	3,892.....	1,047.....
12. Totals.....	XXX.....	XXX.....	XXX.....	XXX.....	XXX.....	XXX.....	XXX.....	18,589.....	5,512.....

ANNUAL STATEMENT FOR THE YEAR 2025 OF THE NATIONWIDE INSURANCE COMPANY OF AMERICA
SCHEDULE P - PART 1F - SECTION 1 - MEDICAL PROFESSIONAL LIABILITY - OCCURRENCE
(\$000 OMITTED)

Years in Which Premiums Were Earned and Losses Were Incurred	Premiums Earned			Loss and Loss Expense Payments						10 Salvage and Subrogation Received	11 Total Net Paid Cols (4 - 5 + 6 - 7 + 8 - 9)	12 Number of Claims Reported Direct and Assumed
	1 Direct and Assumed	2 Ceded	3 Net (1 - 2)	Loss Payments		Defense and Cost Containment Payments		Adjusting and Other Payments				
				4 Direct and Assumed	5 Ceded	6 Direct and Assumed	7 Ceded	8 Direct and Assumed	9 Ceded			
1. Prior.....	XXX	XXX	XXX									XXX
2. 2016.....								1				1
3. 2017.....				14		5						19
4. 2018.....				16		6		1				24
5. 2019.....												
6. 2020.....				3	2							2
7. 2021.....	(9)	(5)	(5)	1								1
8. 2022.....	20	10	10									
9. 2023.....	76	38	38	(3)	(1)			1				(1)
10. 2024.....	36	22	14									
11. 2025.....	1		1									
12. Totals	XXX	XXX	XXX	33	1	11		4				46

	Losses Unpaid				Defense and Cost Containment Unpaid				Adjusting and Other Unpaid		23 Salvage and Subrogation Anticipated	24 Total Net Losses and Expenses Unpaid	25 Number of Claims Outstanding Direct and Assumed
	Case Basis		Bulk + IBNR		Case Basis		Bulk + IBNR						
	13 Direct and Assumed	14 Ceded	15 Direct and Assumed	16 Ceded	17 Direct and Assumed	18 Ceded	19 Direct and Assumed	20 Ceded	21 Direct and Assumed	22 Ceded			
1. Prior.....												(1)	
2. 2016.....													
3. 2017.....													
4. 2018.....													
5. 2019.....													
6. 2020.....	(1)		(3)	(1)								(2)	
7. 2021.....			(1)										
8. 2022.....													
9. 2023.....	2	1	11	6	1		5	3	2	1		10	
10. 2024.....			31	15			13	7	4	2		24	
11. 2025.....	1		37	19			16	8	5	2		29	
12. Totals	3	1	74	38	1		34	17	10	5		60	

	Total Losses and Loss Expenses Incurred			Loss and Loss Expense Percentage (Incurred / Premiums Earned)			Nontabular Discount		34 Inter-Company Pooling Participation Percentage	Net Balance Sheet Reserves After Discount	
	26 Direct and Assumed	27 Ceded	28 Net	29 Direct and Assumed	30 Ceded	31 Net	32 Loss	33 Loss Expense		35 Losses Unpaid	36 Loss Expenses Unpaid
	1. Prior.....	XXX	XXX	XXX	XXX	XXX	XXX				XXX
2. 2016.....	1		1	415.6		511.5			1.0		
3. 2017.....	19		19			(14,760.3)			1.0		
4. 2018.....	24		24			(26,217.9)			1.0		
5. 2019.....						250.1			1.0		
6. 2020.....						(925.0)			1.0	(2)	
7. 2021.....				(2.3)		(4.5)			1.0		
8. 2022.....				0.4	0.0	0.7			1.0		
9. 2023.....	19	9	10	24.6	23.9	25.4			1.0	7	4
10. 2024.....	48	24	24	133.3	110.2	168.2			1.0	15	8
11. 2025.....	58	29	29	4,299.7	(27,978.8)	1,978.2			1.0	19	10
12. Totals	XXX	XXX	XXX	XXX	XXX	XXX			XXX	38	22

ANNUAL STATEMENT FOR THE YEAR 2025 OF THE NATIONWIDE INSURANCE COMPANY OF AMERICA
SCHEDULE P - PART 1F - SECTION 2 - MEDICAL PROFESSIONAL LIABILITY - CLAIMS-MADE
(\$000 OMITTED)

Years in Which Premiums Were Earned and Losses Were Incurred	Premiums Earned			Loss and Loss Expense Payments						10 Salvage and Subrogation Received	11 Total Net Paid Cols (4 - 5 + 6 - 7 + 8 - 9)	12 Number of Claims Reported Direct and Assumed	
	1 Direct and Assumed	2 Ceded	3 Net (1 - 2)	Loss Payments		Defense and Cost Containment Payments		Adjusting and Other Payments					
				4 Direct and Assumed	5 Ceded	6 Direct and Assumed	7 Ceded	8 Direct and Assumed	9 Ceded				
	1. Prior.....	XXX	XXX	XXX									
2. 2016.....	60		60	26		11		2		1		39	
3. 2017.....	32		31	22		10		1				33	
4. 2018.....	2		2	11		3		1				15	
5. 2019.....				16	4	3		2				16	
6. 2020.....				21	13	3	2	1				9	
7. 2021.....				68	38	9	5					33	
8. 2022.....				243	142	11	6					106	
9. 2023.....				176	98	4	2					80	
10. 2024.....	640	324	316	200	81	9	4	15				139	
11. 2025.....	1,179	586	594					2				2	
12. Totals	XXX	XXX	XXX	783	377	62	20	23		1		472	XXX

	Losses Unpaid				Defense and Cost Containment Unpaid				Adjusting and Other Unpaid		23 Salvage and Subrogation Anticipated	24 Total Net Losses and Expenses Unpaid	25 Number of Claims Outstanding Direct and Assumed
	Case Basis		Bulk + IBNR		Case Basis		Bulk + IBNR						
	13 Direct and Assumed	14 Ceded	15 Direct and Assumed	16 Ceded	17 Direct and Assumed	18 Ceded	19 Direct and Assumed	20 Ceded	21 Direct and Assumed	22 Ceded			
	1. Prior.....	5											
2. 2016.....													
3. 2017.....	1					(1)							
4. 2018.....					1	(1)							
5. 2019.....	4	3	(18)	(12)	1	(2)	(2)					(5)	
6. 2020.....	(3)	1	(24)	(20)		(1)	(7)	(3)				(12)	
7. 2021.....	25	12	(129)	(72)	5	3	(9)	(4)	4	3		(45)	
8. 2022.....	6	4	60	47		1	109	68	42	26		71	
9. 2023.....	(1)	2	141	74	6	4	125	69	42	23		141	
10. 2024.....	111	52	(17)	14	32	13	130	68	49	24		133	
11. 2025.....			583	289			231	114	53	26		438	
12. Totals	147	74	597	320	45	20	575	311	191	103		726	4

	Total Losses and Loss Expenses Incurred			Loss and Loss Expense Percentage (Incurred / Premiums Earned)			Nontabular Discount		34 Inter-Company Pooling Participation Percentage	Net Balance Sheet Reserves After Discount	
	26 Direct and Assumed	27 Ceded	28 Net	29 Direct and Assumed	30 Ceded	31 Net	32 Loss	33 Loss Expense		35 Losses Unpaid	36 Loss Expenses Unpaid
	1. Prior.....	XXX	XXX	XXX	XXX	XXX	XXX				XXX
2. 2016.....	39		39	65.7	663.4	65.6			1.0		
3. 2017.....	33		33	102.9	9.9	103.8			1.0		
4. 2018.....	15		15	612.2		616.7			1.0		
5. 2019.....	5	(6)	10	3,436.9		7,381.9			1.0	(5)	(1)
6. 2020.....	(10)	(8)	(2)	(34,083.3)		(7,113.2)			1.0	(9)	(2)
7. 2021.....	(27)	(15)	(12)						1.0	(44)	(1)
8. 2022.....	471	294	177						1.0	15	56
9. 2023.....	494	273	221						1.0	64	77
10. 2024.....	529	257	272	82.6	79.2	86.1			1.0	28	105
11. 2025.....	870	429	440	73.8	73.3	74.2			1.0	295	143
12. Totals	XXX	XXX	XXX	XXX	XXX	XXX			XXX	349	377

ANNUAL STATEMENT FOR THE YEAR 2025 OF THE NATIONWIDE INSURANCE COMPANY OF AMERICA
SCHEDULE P - PART 1G - SPECIAL LIABILITY (OCEAN MARINE, AIRCRAFT (ALL PERILS),
BOILER AND MACHINERY)

(\$000 OMITTED)

Years in Which Premiums Were Earned and Losses Were Incurred	Premiums Earned			Loss and Loss Expense Payments						10 Salvage and Subrogation Received	11 Total Net Paid Cols (4 - 5 + 6 - 7 + 8 - 9)	12 Number of Claims Reported Direct and Assumed
	1	2	3	Loss Payments		Defense and Cost Containment Payments		Adjusting and Other Payments				
	Direct and Assumed	Ceded	Net (1 - 2)	4 Direct and Assumed	5 Ceded	6 Direct and Assumed	7 Ceded	8 Direct and Assumed	9 Ceded			
1. Prior.....	XXX	XXX	XXX	2	4						(1)	XXX
2. 2016.....	731	639	92	387	280	12	5	33	8	1	140	XXX
3. 2017.....	784	680	103	401	308	28	9	41	10	8	143	XXX
4. 2018.....	799	673	126	318	232	30	15	33	9	1	126	XXX
5. 2019.....	802	677	125	402	277	39	18	31	8	1	168	XXX
6. 2020.....	1,101	912	189	499	351	42	22	55	21	1	203	XXX
7. 2021.....	1,952	1,406	546	1,101	746	51	29	86	38	10	425	XXX
8. 2022.....	1,831	1,219	611	622	362	19	10	64	21	2	311	XXX
9. 2023.....	1,602	1,067	535	509	287	34	17	59	18	9	280	XXX
10. 2024.....	1,583	1,050	533	303	183	16	8	34	10	4	152	XXX
11. 2025.....	1,383	905	478	95	63	2	1	20	5	1	49	XXX
12. Totals	XXX	XXX	XXX	4,640	3,093	273	134	457	147	38	1,996	XXX

	Losses Unpaid				Defense and Cost Containment Unpaid				Adjusting and Other Unpaid		23 Salvage and Subrogation Anticipated	24 Total Net Losses and Expenses Unpaid	25 Number of Claims Outstanding Direct and Assumed
	Case Basis		Bulk + IBNR		Case Basis		Bulk + IBNR		21 Direct and Assumed	22 Ceded			
	13 Direct and Assumed	14 Ceded	15 Direct and Assumed	16 Ceded	17 Direct and Assumed	18 Ceded	19 Direct and Assumed	20 Ceded					
1. Prior.....	9	4			2	1						6	33
2. 2016.....													
3. 2017.....			(50)									(50)	
4. 2018.....	70	42	2	1	1	1	4	2				31	
5. 2019.....		6	9	2			7	4	1			5	
6. 2020.....	9	5	33	22	2	1	1		(4)	(3)		17	
7. 2021.....	43	28	(22)	(20)	2	1	5	1	(6)	(4)		15	
8. 2022.....	24	10	29	35	2	1	12	6	2	1	2	16	
9. 2023.....	45	20	33	14	11	6	18	8	4	1	2	61	
10. 2024.....	50	28	134	68	14	7	28	15	11	4	4	116	
11. 2025.....	65	52	322	158	4	2	36	20	13	3	1	205	
12. Totals	315	197	489	279	38	19	110	56	21	1	10	421	34

	Total Losses and Loss Expenses Incurred			Loss and Loss Expense Percentage (Incurred /Premiums Earned)			Nontabular Discount		34 Inter-Company Pooling Participation Percentage	Net Balance Sheet Reserves After Discount	
	26	27	28	29	30	31	32	33		35	36
	Direct and Assumed	Ceded	Net	Direct and Assumed	Ceded	Net	Loss	Loss Expense		Losses Unpaid	Loss Expenses Unpaid
1. Prior.....	XXX	XXX	XXX	XXX	XXX	XXX			XXX	5	1
2. 2016.....	433	293	140	59.1	45.8	151.9			1.0		
3. 2017.....	420	328	93	53.6	48.2	89.7			1.0	(50)	
4. 2018.....	458	301	157	57.4	44.8	124.9			1.0	28	3
5. 2019.....	488	315	173	60.9	46.5	138.5			1.0	1	4
6. 2020.....	638	418	221	58.0	45.8	116.7			1.0	15	2
7. 2021.....	1,259	820	439	64.5	58.3	80.5			1.0	12	3
8. 2022.....	772	445	327	42.2	36.5	53.5			1.0	8	8
9. 2023.....	712	371	342	44.5	34.7	63.8			1.0	43	18
10. 2024.....	590	322	267	37.3	30.7	50.2			1.0	89	27
11. 2025.....	557	304	254	40.3	33.6	53.0			1.0	177	27
12. Totals	XXX	XXX	XXX	XXX	XXX	XXX			XXX	328	92

ANNUAL STATEMENT FOR THE YEAR 2025 OF THE NATIONWIDE INSURANCE COMPANY OF AMERICA
SCHEDULE P - PART 1H - SECTION 1 - OTHER LIABILITY - OCCURRENCE
(\$000 OMITTED)

Years in Which Premiums Were Earned and Losses Were Incurred	Premiums Earned			Loss and Loss Expense Payments						10 Salvage and Subrogation Received	11 Total Net Paid Cols (4 - 5 + 6 - 7 + 8 - 9)	12 Number of Claims Reported Direct and Assumed
	1 Direct and Assumed	2 Ceded	3 Net (1 - 2)	Loss Payments		Defense and Cost Containment Payments		Adjusting and Other Payments				
				4 Direct and Assumed	5 Ceded	6 Direct and Assumed	7 Ceded	8 Direct and Assumed	9 Ceded			
1. Prior.....	XXX	XXX	XXX	875	247	280	32	264	14	6	1,127	XXX
2. 2016.....	15,417	2,103	13,313	9,902	1,749	953	25	807	143	85	9,746	240
3. 2017.....	14,961	1,967	12,994	9,626	1,709	1,060	81	818	127	50	9,588	233
4. 2018.....	14,282	1,846	12,436	8,767	1,351	832	58	715	128	24	8,777	202
5. 2019.....	14,569	2,004	12,566	7,295	1,034	802	14	690	101	21	7,638	192
6. 2020.....	15,145	2,449	12,697	7,017	1,188	597	72	509	55	27	6,807	146
7. 2021.....	16,855	3,465	13,390	9,316	2,297	749	169	651	96	15	8,153	147
8. 2022.....	19,685	5,769	13,916	7,563	1,833	677	148	573	52	11	6,780	141
9. 2023.....	18,461	4,474	13,988	4,609	954	435	83	466	29	8	4,445	117
10. 2024.....	16,703	3,442	13,261	1,537	174	121	15	336	12	3	1,793	73
11. 2025.....	18,029	4,435	13,594	317	14	22	4	243	11	3	554	40
12. Totals	XXX	XXX	XXX	66,824	12,549	6,529	702	6,072	768	252	65,406	XXX

	Losses Unpaid				Defense and Cost Containment Unpaid				Adjusting and Other Unpaid		23 Salvage and Subrogation Anticipated	24 Total Net Losses and Expenses Unpaid	25 Number of Claims Outstanding Direct and Assumed
	Case Basis		Bulk + IBNR		Case Basis		Bulk + IBNR		21 Direct and Assumed	22 Ceded			
	13 Direct and Assumed	14 Ceded	15 Direct and Assumed	16 Ceded	17 Direct and Assumed	18 Ceded	19 Direct and Assumed	20 Ceded					
1. Prior.....	1,654	680	1,263	104	513	97	307	(42)	259	12	4	3,145	589
2. 2016.....	448	120	155	53	33	3	15		(8)	1	2	466	1
3. 2017.....	659	224	312	149	55	14	26	3	19	1	5	680	
4. 2018.....	589	137	664	264	37	5	41	2	23	1	15	946	1
5. 2019.....	1,092	474	307	242	46	5	81	(2)	26	1	9	834	1
6. 2020.....	499	93	1,007	222	37	6	218	18	234	145	18	1,511	1
7. 2021.....	713	75	2,554	719	89	30	278	13	231	123	29	2,904	2
8. 2022.....	2,051	552	2,847	1,311	147	44	625	104	108	29	35	3,739	4
9. 2023.....	3,013	988	5,322	1,960	182	45	1,031	202	155	50	60	6,460	6
10. 2024.....	1,716	194	6,462	1,778	103	18	997	212	162	32	35	7,206	7
11. 2025.....	1,140	94	9,508	2,177	43	11	1,253	335	479	49	43	9,757	8
12. Totals	13,576	3,629	30,400	8,978	1,285	277	4,872	846	1,688	442	256	37,648	621

	Total Losses and Loss Expenses Incurred			Loss and Loss Expense Percentage (Incurred / Premiums Earned)			Nontabular Discount		34 Inter-Company Pooling Participation Percentage	Net Balance Sheet Reserves After Discount	
	26 Direct and Assumed	27 Ceded	28 Net	29 Direct and Assumed	30 Ceded	31 Net	32 Loss	33 Loss Expense		35 Losses Unpaid	36 Loss Expenses Unpaid
2. 2016.....	12,305	2,093	10,212	79.8	99.5	76.7		1.0	430	36	
3. 2017.....	12,574	2,306	10,268	84.0	117.3	79.0		1.0	598	82	
4. 2018.....	11,669	1,945	9,724	81.7	105.4	78.2		1.0	852	94	
5. 2019.....	10,341	1,869	8,471	71.0	93.3	67.4		1.0	684	150	
6. 2020.....	10,116	1,799	8,317	66.8	73.5	65.5		1.0	1,190	321	
7. 2021.....	14,580	3,523	11,057	86.5	101.7	82.6		1.0	2,473	430	
8. 2022.....	14,591	4,073	10,519	74.1	70.6	75.6		1.0	3,035	704	
9. 2023.....	15,214	4,310	10,904	82.4	96.3	78.0		1.0	5,388	1,072	
10. 2024.....	11,434	2,435	8,999	68.5	70.8	67.9		1.0	6,206	1,000	
11. 2025.....	13,006	2,694	10,312	72.1	60.7	75.9		1.0	8,378	1,379	
12. Totals	XXX	XXX	XXX	XXX	XXX	XXX		XXX	31,368	6,280	

ANNUAL STATEMENT FOR THE YEAR 2025 OF THE NATIONWIDE INSURANCE COMPANY OF AMERICA
SCHEDULE P - PART 1H - SECTION 2 - OTHER LIABILITY - CLAIMS-MADE
(\$000 OMITTED)

Years in Which Premiums Were Earned and Losses Were Incurred	Premiums Earned			Loss and Loss Expense Payments						10 Salvage and Subrogation Received	11 Total Net Paid Cols (4 - 5 + 6 - 7 + 8 - 9)	12 Number of Claims Reported Direct and Assumed
	1 Direct and Assumed	2 Ceded	3 Net (1 - 2)	Loss Payments		Defense and Cost Containment Payments		Adjusting and Other Payments				
				4 Direct and Assumed	5 Ceded	6 Direct and Assumed	7 Ceded	8 Direct and Assumed	9 Ceded			
1. Prior.....	XXX	XXX	XXX	271	136	14	6	2			144	XXX
2. 2016.....	5,776	1,674	4,102	2,151	957	1,411	473	138	9	32	2,261	10
3. 2017.....	6,151	1,564	4,588	2,893	654	1,054	222	174	9	13	3,237	10
4. 2018.....	6,907	1,730	5,178	3,641	888	1,358	221	217	7	25	4,099	13
5. 2019.....	7,986	2,046	5,940	4,004	1,270	1,336	292	228	12	33	3,995	14
6. 2020.....	10,369	2,829	7,540	4,240	1,343	1,676	367	259	12	25	4,453	14
7. 2021.....	13,425	3,557	9,867	3,100	817	1,190	201	280	18	29	3,534	22
8. 2022.....	15,504	4,199	11,305	3,231	928	1,225	239	339	25	76	3,602	33
9. 2023.....	16,005	4,615	11,390	3,069	1,047	1,127	292	412	27	20	3,243	55
10. 2024.....	17,260	5,736	11,524	1,757	429	637	163	286	34	10	2,055	31
11. 2025.....	16,500	4,913	11,587	362	83	133	25	209	16	3	580	17
12. Totals	XXX	XXX	XXX	28,720	8,552	11,162	2,501	2,544	169	264	31,203	XXX

	Losses Unpaid				Defense and Cost Containment Unpaid				Adjusting and Other Unpaid		23 Salvage and Subrogation Anticipated	24 Total Net Losses and Expenses Unpaid	25 Number of Claims Outstanding Direct and Assumed
	Case Basis		Bulk + IBNR		Case Basis		Bulk + IBNR		21 Direct and Assumed	22 Ceded			
	13 Direct and Assumed	14 Ceded	15 Direct and Assumed	16 Ceded	17 Direct and Assumed	18 Ceded	19 Direct and Assumed	20 Ceded					
1. Prior.....	328	212	160	86	29	17	44	24		3	2	220	46
2. 2016.....	19	(16)	108	59	32	13	9	4	1		1	109	
3. 2017.....	52	51	33	11	14	14	44	15	(3)	1	3	49	
4. 2018.....	486	289	361	218	16	(5)	91	40	6		15	418	
5. 2019.....	246	68	658	324	43	16	171	68	(16)	(2)	10	630	1
6. 2020.....	358	42	831	334	99	13	1	6	15	1	22	908	1
7. 2021.....	411	110	1,350	588	126	23	322	123	17		22	1,382	9
8. 2022.....	887	241	2,030	758	287	93	352	118	36	15	46	2,367	20
9. 2023.....	1,133	423	3,391	1,297	225	45	816	215	91	32	67	3,645	41
10. 2024.....	1,041	303	3,958	1,667	584	214	933	243	92	39	94	4,142	22
11. 2025.....	845	259	5,130	1,556	397	106	1,489	345	396	60	153	5,930	15
12. Totals	5,805	1,983	18,011	6,897	1,854	550	4,272	1,201	637	149	436	19,799	155

	Total Losses and Loss Expenses Incurred			Loss and Loss Expense Percentage (Incurred / Premiums Earned)			Nontabular Discount		34 Inter-Company Pooling Participation Percentage	Net Balance Sheet Reserves After Discount	
	26 Direct and Assumed	27 Ceded	28 Net	29 Direct and Assumed	30 Ceded	31 Net	32 Loss	33 Loss Expense		35 Losses Unpaid	36 Loss Expenses Unpaid
1. Prior.....	XXX	XXX	XXX	XXX	XXX	XXX			XXX	190	30
2. 2016.....	3,869	1,500	2,369	67.0	89.6	57.8			1.0	84	25
3. 2017.....	4,262	977	3,285	69.3	62.5	71.6			1.0	23	26
4. 2018.....	6,176	1,658	4,518	89.4	95.9	87.3			1.0	340	78
5. 2019.....	6,670	2,046	4,624	83.5	100.0	77.8			1.0	512	118
6. 2020.....	7,480	2,120	5,361	72.1	74.9	71.1			1.0	813	94
7. 2021.....	6,796	1,881	4,915	50.6	52.9	49.8			1.0	1,062	319
8. 2022.....	8,386	2,417	5,970	54.1	57.5	52.8			1.0	1,918	449
9. 2023.....	10,266	3,378	6,888	64.1	73.2	60.5			1.0	2,804	841
10. 2024.....	9,289	3,092	6,197	53.8	53.9	53.8			1.0	3,029	1,112
11. 2025.....	8,961	2,451	6,511	54.3	49.9	56.2			1.0	4,160	1,770
12. Totals	XXX	XXX	XXX	XXX	XXX	XXX			XXX	14,936	4,863

ANNUAL STATEMENT FOR THE YEAR 2025 OF THE NATIONWIDE INSURANCE COMPANY OF AMERICA
SCHEDULE P - PART 11 - SPECIAL PROPERTY (FIRE, ALLIED LINES, INLAND MARINE,
EARTHQUAKE, BURGLARY AND THEFT)
(\$000 OMITTED)

Years in Which Premiums Were Earned and Losses Were Incurred	Premiums Earned			Loss and Loss Expense Payments						10 Salvage and Subrogation Received	11 Total Net Paid Cols (4 - 5 + 6 - 7 + 8 - 9)	12 Number of Claims Reported Direct and Assumed
	1	2	3	Loss Payments		Defense and Cost Containment Payments		Adjusting and Other Payments				
	Direct and Assumed	Ceded	Net (1 - 2)	4 Direct and Assumed	5 Ceded	6 Direct and Assumed	7 Ceded	8 Direct and Assumed	9 Ceded			
1. Prior.....	XXX	XXX	XXX	10		17		1		3	28	XXX
2. 2016.....	11,171	3,684	7,487	6,966	1,535	143	3	528	72	164	6,027	XXX
3. 2017.....	9,367	899	8,469	7,789	812	343	47	603	16	355	7,859	XXX
4. 2018.....	9,263	941	8,322	5,295	372	129	2	429	16	352	5,462	XXX
5. 2019.....	9,162	1,043	8,119	4,850	661	125	8	290	17	112	4,579	XXX
6. 2020.....	9,243	984	8,260	7,052	1,278	262	25	405	17	112	6,399	XXX
7. 2021.....	11,199	2,240	8,959	7,146	1,201	205	31	441	23	182	6,536	XXX
8. 2022.....	15,106	4,425	10,681	7,562	1,895	202	82	436	50	104	6,172	XXX
9. 2023.....	16,960	5,560	11,399	7,282	1,991	145	33	493	81	65	5,816	XXX
10. 2024.....	19,261	7,458	11,803	6,425	2,160	122	35	451	71	56	4,732	XXX
11. 2025.....	19,161	7,729	11,432	3,680	868	32	7	300	49	22	3,089	XXX
12. Totals	XXX	XXX	XXX	64,057	12,773	1,724	273	4,376	412	1,527	56,699	XXX

	Losses Unpaid				Defense and Cost Containment Unpaid				Adjusting and Other Unpaid		23 Salvage and Subrogation Anticipated	24 Total Net Losses and Expenses Unpaid	25 Number of Claims Outstanding Direct and Assumed
	Case Basis		Bulk + IBNR		Case Basis		Bulk + IBNR		21 Direct and Assumed	22 Ceded			
	13 Direct and Assumed	14 Ceded	15 Direct and Assumed	16 Ceded	17 Direct and Assumed	18 Ceded	19 Direct and Assumed	20 Ceded					
1. Prior.....	26	28	1				(2)		2			(1)	7,219
2. 2016.....	24	3	(1)		1		(1)		2			22	3,836
3. 2017.....	106	118	107	105	2	1	2		4		1	(4)	4,490
4. 2018.....	(6)						2				1	(4)	8,509
5. 2019.....	(17)	(17)	(38)	(29)	(1)	(1)	1	(2)	1		1	(5)	4,791
6. 2020.....	(66)	(122)	(569)	(344)	3		(19)	(16)	4		2	(166)	3,111
7. 2021.....	271	140	(806)	(453)	11	4	(11)	(10)	10		1	(204)	3,589
8. 2022.....	807	627	(180)	(107)	16	7	24	4	22	5	11	152	1,385
9. 2023.....	952	666	27	6	24	16	32	8	39	13	19	364	815
10. 2024.....	1,772	1,191	809	446	18	16	143	64	79	35	40	1,070	21
11. 2025.....	2,266	1,432	3,330	1,537	16	20	237	83	245	39	50	2,983	19
12. Totals	6,137	4,066	2,679	1,162	89	63	409	131	408	92	126	4,208	37,783

	Total Losses and Loss Expenses Incurred			Loss and Loss Expense Percentage (Incurred /Premiums Earned)			Nontabular Discount		34 Inter-Company Pooling Participation Percentage	Net Balance Sheet Reserves After Discount	
	26	27	28	29	30	31	32	33		35	36
	Direct and Assumed	Ceded	Net	Direct and Assumed	Ceded	Net	Loss	Loss Expense		Losses Unpaid	Loss Expenses Unpaid
1. Prior.....	XXX	XXX	XXX	XXX	XXX	XXX			XXX	(1)	
2. 2016.....	7,661	1,613	6,049	68.6	43.8	80.8			1.0	21	2
3. 2017.....	8,955	1,100	7,856	95.6	122.4	92.8			1.0	(11)	7
4. 2018.....	5,849	391	5,458	63.1	41.6	65.6			1.0	(6)	2
5. 2019.....	5,212	637	4,575	56.9	61.1	56.3			1.0	(9)	5
6. 2020.....	7,071	838	6,233	76.5	85.2	75.5			1.0	(169)	3
7. 2021.....	7,267	936	6,332	64.9	41.8	70.7			1.0	(222)	18
8. 2022.....	8,888	2,564	6,325	58.8	57.9	59.2			1.0	107	46
9. 2023.....	8,994	2,815	6,180	53.0	50.6	54.2			1.0	307	57
10. 2024.....	9,819	4,016	5,802	51.0	53.9	49.2			1.0	945	126
11. 2025.....	10,107	4,035	6,072	52.7	52.2	53.1			1.0	2,627	356
12. Totals	XXX	XXX	XXX	XXX	XXX	XXX			XXX	3,587	621

ANNUAL STATEMENT FOR THE YEAR 2025 OF THE NATIONWIDE INSURANCE COMPANY OF AMERICA
SCHEDULE P - PART 1J - AUTO PHYSICAL DAMAGE
(\$000 OMITTED)

Years in Which Premiums Were Earned and Losses Were Incurred	Premiums Earned			Loss and Loss Expense Payments						10 Salvage and Subrogation Received	11 Total Net Paid Cols (4 - 5 + 6 - 7 + 8 - 9)	12 Number of Claims Reported Direct and Assumed
	1 Direct and Assumed	2 Ceded	3 Net (1 - 2)	Loss Payments		Defense and Cost Containment Payments		Adjusting and Other Payments				
				4 Direct and Assumed	5 Ceded	6 Direct and Assumed	7 Ceded	8 Direct and Assumed	9 Ceded			
	1. Prior.....	XXX.....	XXX.....	XXX.....	(5).....							
2. 2016.....	35,438.....	808.....	34,629.....	23,039.....	418.....	208.....	31.....	2,552.....	44.....	5,699.....	25,306.....	18,798.....
3. 2017.....	35,330.....	738.....	34,592.....	21,920.....	404.....	213.....	27.....	2,638.....	47.....	5,817.....	24,293.....	16,636.....
4. 2018.....	33,132.....	766.....	32,366.....	19,492.....	334.....	133.....	28.....	2,427.....	50.....	5,642.....	21,641.....	14,132.....
5. 2019.....	31,122.....	779.....	30,343.....	18,419.....	306.....	96.....	9.....	2,305.....	63.....	5,384.....	20,443.....	12,708.....
6. 2020.....	29,650.....	701.....	28,949.....	15,310.....	259.....	57.....	7.....	1,951.....	51.....	4,521.....	17,000.....	9,746.....
7. 2021.....	28,634.....	664.....	27,970.....	18,743.....	260.....	65.....	7.....	1,911.....	29.....	5,958.....	20,423.....	10,061.....
8. 2022.....	28,445.....	726.....	27,720.....	21,682.....	322.....	59.....	6.....	1,928.....	31.....	6,045.....	23,309.....	9,667.....
9. 2023.....	28,672.....	570.....	28,102.....	20,271.....	228.....	44.....	4.....	1,785.....	17.....	5,924.....	21,850.....	8,573.....
10. 2024.....	26,255.....	198.....	26,057.....	14,238.....	47.....	26.....	1.....	1,368.....	5.....	4,427.....	15,579.....	6,236.....
11. 2025.....	22,344.....	96.....	22,247.....	9,597.....	27.....	11.....		1,167.....	1.....	2,378.....	10,748.....	4,488.....
12. Totals.....	XXX.....	XXX.....	XXX.....	182,705.....	2,604.....	911.....	121.....	20,033.....	338.....	51,801.....	200,586.....	XXX.....

	Losses Unpaid				Defense and Cost Containment Unpaid				Adjusting and Other Unpaid		23 Salvage and Subrogation Anticipated	24 Total Net Losses and Expenses Unpaid	25 Number of Claims Outstanding Direct and Assumed
	Case Basis		Bulk + IBNR		Case Basis		Bulk + IBNR						
	13	14	15	16	17	18	19	20	21	22			
	Direct and Assumed	Ceded	Direct and Assumed	Ceded	Direct and Assumed	Ceded	Direct and Assumed	Ceded	Direct and Assumed	Ceded			
1. Prior.....	(7).....	(1).....	(22).....		1.....				2.....	1.....	22.....	(26).....	57.....
2. 2016.....	1.....		(9).....		1.....	1.....			4.....	2.....	9.....	(5).....	2.....
3. 2017.....	1.....		(10).....		1.....				1.....		10.....	(8).....	25.....
4. 2018.....	2.....		(12).....				1.....		1.....		11.....	(10).....	15.....
5. 2019.....	2.....		112.....				1.....		1.....		13.....	115.....	3.....
6. 2020.....	2.....		(13).....		1.....		3.....		1.....		12.....	(7).....	1.....
7. 2021.....	3.....		(23).....				4.....	1.....	3.....		21.....	(14).....	1.....
8. 2022.....	4.....	3.....	(27).....		1.....		10.....	3.....	5.....	1.....	32.....	(15).....	1.....
9. 2023.....	4.....	1.....	(41).....	(1).....	4.....	2.....	10.....	3.....	9.....	2.....	58.....	(20).....	1.....
10. 2024.....	8.....	1.....	16.....	(1).....	1.....		8.....	1.....	8.....	1.....	86.....	38.....	1.....
11. 2025.....	876.....	5.....	256.....	1.....	1.....		67.....	1.....	106.....	2.....	953.....	1,296.....	135.....
12. Totals.....	896.....	9.....	227.....		11.....	5.....	104.....	10.....	139.....	9.....	1,226.....	1,344.....	241.....

	Total Losses and Loss Expenses Incurred			Loss and Loss Expense Percentage (Incurred / Premiums Earned)			Nontabular Discount		34 Inter-Company Pooling Participation Percentage	Net Balance Sheet Reserves After Discount	
	26	27	28	29	30	31	32	33		35	36
	Direct and Assumed	Ceded	Net	Direct and Assumed	Ceded	Net	Loss	Loss Expense		Losses Unpaid	Loss Expenses Unpaid
1. Prior.....	XXX.....	XXX.....	XXX.....	XXX.....	XXX.....	XXX.....			XXX.....	(28).....	2.....
2. 2016.....	25,796.....	496.....	25,300.....	72.8.....	61.3.....	73.1.....			1.0.....	(8).....	3.....
3. 2017.....	24,764.....	478.....	24,285.....	70.1.....	64.8.....	70.2.....			1.0.....	(9).....	1.....
4. 2018.....	22,042.....	412.....	21,631.....	66.5.....	53.8.....	66.8.....			1.0.....	(11).....	1.....
5. 2019.....	20,936.....	378.....	20,558.....	67.3.....	48.5.....	67.8.....			1.0.....	113.....	2.....
6. 2020.....	17,311.....	318.....	16,993.....	58.4.....	45.4.....	58.7.....			1.0.....	(11).....	4.....
7. 2021.....	20,706.....	298.....	20,409.....	72.3.....	44.8.....	73.0.....			1.0.....	(20).....	6.....
8. 2022.....	23,661.....	367.....	23,294.....	83.2.....	50.6.....	84.0.....			1.0.....	(26).....	10.....
9. 2023.....	22,086.....	256.....	21,830.....	77.0.....	44.9.....	77.7.....			1.0.....	(36).....	16.....
10. 2024.....	15,673.....	56.....	15,617.....	59.7.....	28.0.....	59.9.....			1.0.....	23.....	15.....
11. 2025.....	12,081.....	37.....	12,043.....	54.1.....	38.6.....	54.1.....			1.0.....	1,126.....	170.....
12. Totals.....	XXX.....	XXX.....	XXX.....	XXX.....	XXX.....	XXX.....			XXX.....	1,114.....	230.....

ANNUAL STATEMENT FOR THE YEAR 2025 OF THE NATIONWIDE INSURANCE COMPANY OF AMERICA
SCHEDULE P - PART 1K - FIDELITY/SURETY
(\$000 OMITTED)

Years in Which Premiums Were Earned and Losses Were Incurred	Premiums Earned			Loss and Loss Expense Payments						10 Salvage and Subrogation Received	11 Total Net Paid Cols (4 - 5 + 6 - 7 + 8 - 9)	12 Number of Claims Reported Direct and Assumed
	1 Direct and Assumed	2 Ceded	3 Net (1 - 2)	Loss Payments		Defense and Cost Containment Payments		Adjusting and Other Payments				
				4 Direct and Assumed	5 Ceded	6 Direct and Assumed	7 Ceded	8 Direct and Assumed	9 Ceded			
1. Prior.....	XXX.....	XXX.....	XXX.....	(2).....	(1).....						(1).....	XXX.....
2. 2016.....	410.....	41.....	369.....	48.....	2.....	8.....	3.....	10.....	2.....	89.....	60.....	XXX.....
3. 2017.....	429.....	37.....	392.....	207.....	9.....	42.....	3.....	13.....	3.....	30.....	248.....	XXX.....
4. 2018.....	470.....	43.....	427.....	86.....		8.....		9.....		29.....	102.....	XXX.....
5. 2019.....	569.....	43.....	526.....	59.....	225.....	6.....	27.....	13.....		13.....	(174).....	XXX.....
6. 2020.....	711.....	96.....	615.....	53.....		17.....		22.....		41.....	91.....	XXX.....
7. 2021.....	923.....	134.....	789.....	69.....		15.....		16.....		38.....	99.....	XXX.....
8. 2022.....	1,265.....	199.....	1,066.....	126.....		10.....		21.....		21.....	157.....	XXX.....
9. 2023.....	1,628.....	243.....	1,386.....	828.....	425.....	23.....	1.....	31.....		73.....	456.....	XXX.....
10. 2024.....	1,943.....	363.....	1,580.....	603.....	421.....	13.....	9.....	39.....	1.....	18.....	225.....	XXX.....
11. 2025.....	2,391.....	426.....	1,965.....	59.....		1.....		46.....	1.....	9.....	105.....	XXX.....
12. Totals.....	XXX.....	XXX.....	XXX.....	2,136.....	1,080.....	143.....	42.....	220.....	7.....	361.....	1,369.....	XXX.....

	Losses Unpaid				Defense and Cost Containment Unpaid				Adjusting and Other Unpaid		23 Salvage and Subrogation Anticipated	24 Total Net Losses and Expenses Unpaid	25 Number of Claims Outstanding Direct and Assumed
	Case Basis		Bulk + IBNR		Case Basis		Bulk + IBNR						
	13 Direct and Assumed	14 Ceded	15 Direct and Assumed	16 Ceded	17 Direct and Assumed	18 Ceded	19 Direct and Assumed	20 Ceded	21 Direct and Assumed	22 Ceded			
1. Prior.....	18.....	12.....	1.....	1.....							101.....	7.....	
2. 2016.....						(2).....					7.....	3.....	
3. 2017.....	8.....				6.....	1.....	1.....				30.....	13.....	
4. 2018.....	33.....	13.....	19.....	(11).....							11.....	50.....	
5. 2019.....		8.....	(7).....			6.....			1.....		9.....	(21).....	
6. 2020.....			2.....	3.....			1.....		1.....		20.....	1.....	
7. 2021.....			9.....	5.....			5.....				2.....	9.....	
8. 2022.....			20.....	7.....			11.....				22.....	24.....	
9. 2023.....	28.....		90.....	9.....			21.....				13.....	129.....	
10. 2024.....	56.....	38.....	131.....	44.....	3.....	1.....	37.....	(5).....	4.....		37.....	152.....	
11. 2025.....	1.....		520.....	132.....	2.....	1.....	95.....	20.....	42.....	5.....	26.....	500.....	
12. Totals.....	144.....	72.....	785.....	190.....	11.....	7.....	171.....	16.....	48.....	5.....	279.....	868.....	

	Total Losses and Loss Expenses Incurred			Loss and Loss Expense Percentage (Incurred / Premiums Earned)			Nontabular Discount		34 Inter-Company Pooling Participation Percentage	Net Balance Sheet Reserves After Discount	
	26 Direct and Assumed	27 Ceded	28 Net	29 Direct and Assumed	30 Ceded	31 Net	32 Loss	33 Loss Expense		35 Losses Unpaid	36 Loss Expenses Unpaid
1. Prior.....	XXX.....	XXX.....	XXX.....	XXX.....	XXX.....	XXX.....			XXX.....	6.....	
2. 2016.....	67.....	4.....	63.....	16.3.....	9.5.....	17.1.....			1.0.....		2.....
3. 2017.....	277.....	15.....	261.....	64.4.....	41.9.....	66.5.....			1.0.....	8.....	5.....
4. 2018.....	154.....	2.....	152.....	32.8.....	4.3.....	35.7.....			1.0.....	50.....	1.....
5. 2019.....	71.....	266.....	(195).....	12.5.....	619.4.....	(37.1).....			1.0.....	(15).....	(5).....
6. 2020.....	96.....	3.....	93.....	13.5.....	3.6.....	15.1.....			1.0.....	(1).....	2.....
7. 2021.....	114.....	6.....	108.....	12.3.....	4.3.....	13.7.....			1.0.....	4.....	5.....
8. 2022.....	189.....	7.....	181.....	14.9.....	3.7.....	17.0.....			1.0.....	13.....	11.....
9. 2023.....	1,021.....	436.....	586.....	62.7.....	179.5.....	42.3.....			1.0.....	109.....	21.....
10. 2024.....	886.....	508.....	378.....	45.6.....	139.9.....	23.9.....			1.0.....	104.....	48.....
11. 2025.....	765.....	160.....	605.....	32.0.....	37.6.....	30.8.....			1.0.....	388.....	112.....
12. Totals.....	XXX.....	XXX.....	XXX.....	XXX.....	XXX.....	XXX.....			XXX.....	666.....	202.....

ANNUAL STATEMENT FOR THE YEAR 2025 OF THE NATIONWIDE INSURANCE COMPANY OF AMERICA
SCHEDULE P - PART 1L - OTHER (INCLUDING CREDIT, ACCIDENT AND HEALTH)
(\$000 OMITTED)

Years in Which Premiums Were Earned and Losses Were Incurred	Premiums Earned			Loss and Loss Expense Payments						10 Salvage and Subrogation Received	11 Total Net Paid Cols (4 - 5 + 6 - 7 + 8 - 9)	12 Number of Claims Reported Direct and Assumed	
	1 Direct and Assumed	2 Ceded	3 Net (1 - 2)	Loss Payments		Defense and Cost Containment Payments		Adjusting and Other Payments					
				4 Direct and Assumed	5 Ceded	6 Direct and Assumed	7 Ceded	8 Direct and Assumed	9 Ceded				
1. Prior.....	XXX	XXX	XXX	(3)							(3)	XXX	
2. 2016.....	2,060	24	2,036	1,342	27							1,315	XXX
3. 2017.....	1,561	8	1,554	797	28							769	XXX
4. 2018.....	2,768	175	2,593	1,348	160							1,188	XXX
5. 2019.....	3,138	365	2,772	2,537	334			1				2,203	XXX
6. 2020.....	3,129	438	2,691	2,396	418			3				1,981	XXX
7. 2021.....	2,845	90	2,755	1,808	(103)			1				1,912	XXX
8. 2022.....	3,195	200	2,995	2,097	181			4				1,920	XXX
9. 2023.....	3,212	119	3,093	2,276	133							2,144	XXX
10. 2024.....	3,662	129	3,533	3,046	125							2,921	XXX
11. 2025.....	4,075	149	3,926	2,907	68							2,839	XXX
12. Totals	XXX	XXX	XXX	20,552	1,372			9				19,189	XXX

	Losses Unpaid				Defense and Cost Containment Unpaid				Adjusting and Other Unpaid		23 Salvage and Subrogation Anticipated	24 Total Net Losses and Expenses Unpaid	25 Number of Claims Outstanding Direct and Assumed
	Case Basis		Bulk + IBNR		Case Basis		Bulk + IBNR		Adjusting and Other Unpaid				
	13 Direct and Assumed	14 Ceded	15 Direct and Assumed	16 Ceded	17 Direct and Assumed	18 Ceded	19 Direct and Assumed	20 Ceded	21 Direct and Assumed	22 Ceded			
1. Prior.....	1											1	1
2. 2016.....													
3. 2017.....													
4. 2018.....													
5. 2019.....													
6. 2020.....													
7. 2021.....													
8. 2022.....													
9. 2023.....			1										
10. 2024.....			9	3								6	
11. 2025.....			99	26			5					77	
12. Totals	2	1	108	29			5					84	1

	Total Losses and Loss Expenses Incurred			Loss and Loss Expense Percentage (Incurred / Premiums Earned)			Nontabular Discount		34 Inter-Company Pooling Participation Percentage	Net Balance Sheet Reserves After Discount	
	26 Direct and Assumed	27 Ceded	28 Net	29 Direct and Assumed	30 Ceded	31 Net	32 Loss	33 Loss Expense		35 Losses Unpaid	36 Loss Expenses Unpaid
	1. Prior.....	XXX	XXX	XXX	XXX	XXX	XXX				XXX
2. 2016.....	1,342	27	1,315	65.1	114.0	64.6			1.0		
3. 2017.....	797	28	769	51.1	370.1	49.5			1.0		
4. 2018.....	1,349	160	1,188	48.7	91.7	45.8			1.0		
5. 2019.....	2,538	334	2,203	80.9	91.5	79.5			1.0		
6. 2020.....	2,399	418	1,981	76.7	95.4	73.6			1.0		
7. 2021.....	1,810	(103)	1,912	63.6	(114.0)	69.4			1.0		
8. 2022.....	2,101	181	1,920	65.7	90.4	64.1			1.0		
9. 2023.....	2,278	134	2,144	70.9	112.0	69.3			1.0		
10. 2024.....	3,055	128	2,927	83.4	99.1	82.9			1.0	6	
11. 2025.....	3,011	95	2,916	73.9	64.0	74.3			1.0	72	5
12. Totals	XXX	XXX	XXX	XXX	XXX	XXX			XXX	79	5

ANNUAL STATEMENT FOR THE YEAR 2025 OF THE NATIONWIDE INSURANCE COMPANY OF AMERICA
SCHEDULE P - PART 1M - INTERNATIONAL
(\$000 OMITTED)

Years in Which Premiums Were Earned and Losses Were Incurred	Premiums Earned			Loss and Loss Expense Payments						10 Salvage and Subrogation Received	11 Total Net Paid Cols (4 - 5 + 6 - 7 + 8 - 9)	12 Number of Claims Reported Direct and Assumed	
	1 Direct and Assumed	2 Ceded	3 Net (1 - 2)	Loss Payments		Defense and Cost Containment Payments		Adjusting and Other Payments					
				4 Direct and Assumed	5 Ceded	6 Direct and Assumed	7 Ceded	8 Direct and Assumed	9 Ceded				
1. Prior.....	XXX	XXX	XXX	17							17	XXX	
2. 2016.....												XXX	
3. 2017.....	1		1									XXX	
4. 2018.....												XXX	
5. 2019.....												XXX	
6. 2020.....												XXX	
7. 2021.....												XXX	
8. 2022.....												XXX	
9. 2023.....												XXX	
10. 2024.....												XXX	
11. 2025.....												XXX	
12. Totals	XXX	XXX	XXX	17								17	XXX

	Losses Unpaid				Defense and Cost Containment Unpaid				Adjusting and Other Unpaid		23 Salvage and Subrogation Anticipated	24 Total Net Losses and Expenses Unpaid	25 Number of Claims Outstanding Direct and Assumed
	Case Basis		Bulk + IBNR		Case Basis		Bulk + IBNR		Adjusting and Other Unpaid				
	13 Direct and Assumed	14 Ceded	15 Direct and Assumed	16 Ceded	17 Direct and Assumed	18 Ceded	19 Direct and Assumed	20 Ceded	21 Direct and Assumed	22 Ceded			
1. Prior.....	2	1	1	1									28
2. 2016.....													
3. 2017.....													
4. 2018.....													
5. 2019.....													
6. 2020.....													
7. 2021.....													
8. 2022.....													
9. 2023.....													
10. 2024.....													
11. 2025.....													
12. Totals	2	1	1	1									28

	Total Losses and Loss Expenses Incurred			Loss and Loss Expense Percentage (Incurred / Premiums Earned)			Nontabular Discount		34 Inter-Company Pooling Participation Percentage	Net Balance Sheet Reserves After Discount	
	26 Direct and Assumed	27 Ceded	28 Net	29 Direct and Assumed	30 Ceded	31 Net	32 Loss	33 Loss Expense		35 Losses Unpaid	36 Loss Expenses Unpaid
	1. Prior.....	XXX	XXX	XXX	XXX	XXX	XXX				XXX
2. 2016.....									1.0		
3. 2017.....									1.0		
4. 2018.....									1.0		
5. 2019.....									1.0		
6. 2020.....									1.0		
7. 2021.....									1.0		
8. 2022.....									1.0		
9. 2023.....									1.0		
10. 2024.....									1.0		
11. 2025.....				164.3	107.8	345.3			1.0		
12. Totals	XXX	XXX	XXX	XXX	XXX	XXX			XXX		

ANNUAL STATEMENT FOR THE YEAR 2025 OF THE NATIONWIDE INSURANCE COMPANY OF AMERICA
SCHEDULE P - PART 1N - REINSURANCE - NONPROPORTIONAL ASSUMED PROPERTY
(\$000 OMITTED)

Years in Which Premiums Were Earned and Losses Were Incurred	Premiums Earned			Loss and Loss Expense Payments						10 Salvage and Subrogation Received	11 Total Net Paid Cols (4 - 5 + 6 - 7 + 8 - 9)	12 Number of Claims Reported Direct and Assumed	
	1 Direct and Assumed	2 Ceded	3 Net (1 - 2)	Loss Payments		Defense and Cost Containment Payments		Adjusting and Other Payments					
				4 Direct and Assumed	5 Ceded	6 Direct and Assumed	7 Ceded	8 Direct and Assumed	9 Ceded				
1. Prior.....	XXX	XXX	XXX									XXX	
2. 2016.....												XXX	
3. 2017.....												XXX	
4. 2018.....												XXX	
5. 2019.....												XXX	
6. 2020.....				68	63	(1)	(1)					5	XXX
7. 2021.....				30	16							15	XXX
8. 2022.....				32	18							14	XXX
9. 2023.....	825	430	396	95	47	1			9			56	XXX
10. 2024.....	776	470	306	62	31	1						32	XXX
11. 2025.....	744	424	320	46	23							23	XXX
12. Totals	XXX	XXX	XXX	334	198	2			9			145	XXX

	Losses Unpaid				Defense and Cost Containment Unpaid				Adjusting and Other Unpaid		23 Salvage and Subrogation Anticipated	24 Total Net Losses and Expenses Unpaid	25 Number of Claims Outstanding Direct and Assumed
	Case Basis		Bulk + IBNR		Case Basis		Bulk + IBNR		Adjusting and Other Unpaid				
	13 Direct and Assumed	14 Ceded	15 Direct and Assumed	16 Ceded	17 Direct and Assumed	18 Ceded	19 Direct and Assumed	20 Ceded	21 Direct and Assumed	22 Ceded			
1. Prior.....	2	2											XXX
2. 2016.....													XXX
3. 2017.....													XXX
4. 2018.....													XXX
5. 2019.....													XXX
6. 2020.....	(52)	(48)	(15)	(15)			1	1				(5)	XXX
7. 2021.....	4	2	(34)	(17)	1	1	(1)	(1)				(15)	XXX
8. 2022.....	(32)	(18)										(14)	XXX
9. 2023.....	108	54	(525)	(275)	2	1	11	6	3	2		(189)	XXX
10. 2024.....	196	128	(53)	(33)	1		16	6	2	1		59	XXX
11. 2025.....	31	16	213	107			9	4	8	4		131	XXX
12. Totals	256	135	(414)	(233)	3	1	36	17	13	7		(32)	XXX

	Total Losses and Loss Expenses Incurred			Loss and Loss Expense Percentage (Incurred / Premiums Earned)			Nontabular Discount		34 Inter-Company Pooling Participation Percentage	Net Balance Sheet Reserves After Discount	
	26 Direct and Assumed	27 Ceded	28 Net	29 Direct and Assumed	30 Ceded	31 Net	32 Loss	33 Loss Expense		35 Losses Unpaid	36 Loss Expenses Unpaid
1. Prior.....	XXX	XXX	XXX	XXX	XXX	XXX			XXX		
2. 2016.....									1.0		
3. 2017.....									1.0		
4. 2018.....									1.0		
5. 2019.....									1.0		
6. 2020.....									1.0	(5)	
7. 2021.....									1.0	(15)	
8. 2022.....									1.0	(14)	
9. 2023.....	(297)	(164)	(133)	(36.0)	(38.2)	(33.5)			1.0	(196)	7
10. 2024.....	225	134	91	29.0	28.6	29.7			1.0	48	11
11. 2025.....	308	154	154	41.4	36.2	48.1			1.0	121	9
12. Totals	XXX	XXX	XXX	XXX	XXX	XXX			XXX	(59)	27

ANNUAL STATEMENT FOR THE YEAR 2025 OF THE NATIONWIDE INSURANCE COMPANY OF AMERICA
SCHEDULE P - PART 10 - REINSURANCE - NONPROPORTIONAL ASSUMED LIABILITY
(\$000 OMITTED)

Years in Which Premiums Were Earned and Losses Were Incurred	Premiums Earned			Loss and Loss Expense Payments						10 Salvage and Subrogation Received	11 Total Net Paid Cols (4 - 5 + 6 - 7 + 8 - 9)	12 Number of Claims Reported Direct and Assumed
	1 Direct and Assumed	2 Ceded	3 Net (1 - 2)	Loss Payments		Defense and Cost Containment Payments		Adjusting and Other Payments				
				4 Direct and Assumed	5 Ceded	6 Direct and Assumed	7 Ceded	8 Direct and Assumed	9 Ceded			
1. Prior.....	XXX	XXX	XXX	54	53	2	2				2	XXX
2. 2016.....												XXX
3. 2017.....	(1)	(1)										XXX
4. 2018.....												XXX
5. 2019.....				1								XXX
6. 2020.....				25	12							12
7. 2021.....				22	11							11
8. 2022.....	9	4	4	19	9							9
9. 2023.....	332	166	166	6	3			2				5
10. 2024.....	359	179	180	23	11							12
11. 2025.....	1,026	515	511									
12. Totals	XXX	XXX	XXX	149	100	3	2	2				52

	Losses Unpaid				Defense and Cost Containment Unpaid				Adjusting and Other Unpaid		23 Salvage and Subrogation Anticipated	24 Total Net Losses and Expenses Unpaid	25 Number of Claims Outstanding Direct and Assumed
	Case Basis		Bulk + IBNR		Case Basis		Bulk + IBNR		21 Direct and Assumed	22 Ceded			
	13 Direct and Assumed	14 Ceded	15 Direct and Assumed	16 Ceded	17 Direct and Assumed	18 Ceded	19 Direct and Assumed	20 Ceded					
1. Prior.....	207	202	464	435	4	4						34	XXX
2. 2016.....													XXX
3. 2017.....													XXX
4. 2018.....													XXX
5. 2019.....			(1)										XXX
6. 2020.....	(9)	(5)	(15)	(8)								(12)	XXX
7. 2021.....	31	16	(54)	(27)	1		(1)	(1)				(11)	XXX
8. 2022.....	8	4	(25)	(12)								(8)	XXX
9. 2023.....	21	10	291	146	2	1	66	33	20	10		200	XXX
10. 2024.....	57	28	391	196	1	1	92	46	26	13		283	XXX
11. 2025.....	3	1	620	310	1		122	61	28	14		387	XXX
12. Totals	317	257	1,672	1,040	9	6	279	140	74	37		871	XXX

	Total Losses and Loss Expenses Incurred			Loss and Loss Expense Percentage (Incurred / Premiums Earned)			Nontabular Discount		34 Inter-Company Pooling Participation Percentage	Net Balance Sheet Reserves After Discount	
	26 Direct and Assumed	27 Ceded	28 Net	29 Direct and Assumed	30 Ceded	31 Net	32 Loss	33 Loss Expense		35 Losses Unpaid	36 Loss Expenses Unpaid
1. Prior.....	XXX	XXX	XXX	XXX	XXX	XXX			XXX	34	
2. 2016.....									1.0		
3. 2017.....									1.0		
4. 2018.....									1.0		
5. 2019.....									1.0		
6. 2020.....					0.0				1.0	(12)	
7. 2021.....									1.0	(11)	
8. 2022.....	2	1	1	26.4	25.9	27.0			1.0	(9)	
9. 2023.....	407	203	205	122.8	122.1	123.4			1.0	156	44
10. 2024.....	590	295	295	164.3	164.8	163.8			1.0	224	60
11. 2025.....	774	387	387	75.4	75.1	75.7			1.0	311	75
12. Totals	XXX	XXX	XXX	XXX	XXX	XXX			XXX	692	179

ANNUAL STATEMENT FOR THE YEAR 2025 OF THE NATIONWIDE INSURANCE COMPANY OF AMERICA
SCHEDULE P - PART 1P - REINSURANCE - NONPROPORTIONAL ASSUMED FINANCIAL LINES
(\$000 OMITTED)

Years in Which Premiums Were Earned and Losses Were Incurred	Premiums Earned			Loss and Loss Expense Payments						10 Salvage and Subrogation Received	11 Total Net Paid Cols (4 - 5 + 6 - 7 + 8 - 9)	12 Number of Claims Reported Direct and Assumed	
	1 Direct and Assumed	2 Ceded	3 Net (1 - 2)	Loss Payments		Defense and Cost Containment Payments		Adjusting and Other Payments					
				4 Direct and Assumed	5 Ceded	6 Direct and Assumed	7 Ceded	8 Direct and Assumed	9 Ceded				
1. Prior.....	XXX	XXX	XXX		(41)		(3)				43	XXX	
2. 2016.....												XXX	
3. 2017.....					(1)		1					XXX	
4. 2018.....												XXX	
5. 2019.....		(1)	1									XXX	
6. 2020.....												XXX	
7. 2021.....		7	(7)									XXX	
8. 2022.....												XXX	
9. 2023.....		1	(1)									XXX	
10. 2024.....												XXX	
11. 2025.....		(6)	6									XXX	
12. Totals	XXX	XXX	XXX		(41)		(2)					43	XXX

	Losses Unpaid				Defense and Cost Containment Unpaid				Adjusting and Other Unpaid		23 Salvage and Subrogation Anticipated	24 Total Net Losses and Expenses Unpaid	25 Number of Claims Outstanding Direct and Assumed
	Case Basis		Bulk + IBNR		Case Basis		Bulk + IBNR		21 Direct and Assumed	22 Ceded			
	13 Direct and Assumed	14 Ceded	15 Direct and Assumed	16 Ceded	17 Direct and Assumed	18 Ceded	19 Direct and Assumed	20 Ceded					
1. Prior.....													XXX
2. 2016.....													XXX
3. 2017.....													XXX
4. 2018.....													XXX
5. 2019.....													XXX
6. 2020.....													XXX
7. 2021.....													XXX
8. 2022.....													XXX
9. 2023.....													XXX
10. 2024.....													XXX
11. 2025.....													XXX
12. Totals													XXX

	Total Losses and Loss Expenses Incurred			Loss and Loss Expense Percentage (Incurred / Premiums Earned)			Nontabular Discount		34 Inter-Company Pooling Participation Percentage	Net Balance Sheet Reserves After Discount	
	26 Direct and Assumed	27 Ceded	28 Net	29 Direct and Assumed	30 Ceded	31 Net	32 Loss	33 Loss Expense		35 Losses Unpaid	36 Loss Expenses Unpaid
1. Prior.....	XXX	XXX	XXX	XXX	XXX	XXX			XXX		
2. 2016.....									1.0		
3. 2017.....									1.0		
4. 2018.....									1.0		
5. 2019.....									1.0		
6. 2020.....									1.0		
7. 2021.....									1.0		
8. 2022.....									1.0		
9. 2023.....									1.0		
10. 2024.....									1.0		
11. 2025.....									1.0		
12. Totals	XXX	XXX	XXX	XXX	XXX	XXX			XXX		

ANNUAL STATEMENT FOR THE YEAR 2025 OF THE NATIONWIDE INSURANCE COMPANY OF AMERICA
SCHEDULE P - PART 1R - SECTION 1 - PRODUCTS LIABILITY - OCCURRENCE
(\$000 OMITTED)

Years in Which Premiums Were Earned and Losses Were Incurred	Premiums Earned			Loss and Loss Expense Payments						10 Salvage and Subrogation Received	11 Total Net Paid Cols (4 - 5 + 6 - 7 + 8 - 9)	12 Number of Claims Reported Direct and Assumed
	1 Direct and Assumed	2 Ceded	3 Net (1 - 2)	Loss Payments		Defense and Cost Containment Payments		Adjusting and Other Payments				
				4 Direct and Assumed	5 Ceded	6 Direct and Assumed	7 Ceded	8 Direct and Assumed	9 Ceded			
	1. Prior.....	XXX.....	XXX.....	XXX.....	1,174.....	104.....	661.....	13.....	17.....			
2. 2016.....	1,102.....	18.....	1,084.....	315.....	14.....	217.....	3.....	55.....	1.....	3.....	569.....	25.....
3. 2017.....	1,031.....	13.....	1,019.....	362.....	17.....	168.....	32.....	51.....	1.....	6.....	532.....	29.....
4. 2018.....	920.....	2.....	918.....	345.....	10.....	130.....	1.....	45.....	14.....	508.....	22.....
5. 2019.....	794.....	(3).....	797.....	445.....	19.....	135.....	5.....	46.....	8.....	602.....	26.....
6. 2020.....	877.....	8.....	869.....	333.....	20.....	106.....	1.....	40.....	3.....	459.....	20.....
7. 2021.....	913.....	76.....	836.....	350.....	39.....	100.....	13.....	36.....	1.....	1.....	433.....	18.....
8. 2022.....	956.....	100.....	856.....	353.....	75.....	104.....	11.....	34.....	1.....	3.....	406.....	17.....
9. 2023.....	876.....	121.....	755.....	295.....	24.....	61.....	19.....	26.....	1.....	1.....	338.....	11.....
10. 2024.....	894.....	168.....	726.....	113.....	20.....	32.....	10.....	22.....	1.....	1.....	136.....	11.....
11. 2025.....	1,189.....	274.....	915.....	43.....	2.....	4.....	2.....	18.....	1.....	60.....	5.....
12. Totals.....	XXX.....	XXX.....	XXX.....	4,128.....	343.....	1,716.....	108.....	390.....	6.....	42.....	5,777.....	XXX.....

	Losses Unpaid				Defense and Cost Containment Unpaid				Adjusting and Other Unpaid		23 Salvage and Subrogation Anticipated	24 Total Net Losses and Expenses Unpaid	25 Number of Claims Outstanding Direct and Assumed
	Case Basis		Bulk + IBNR		Case Basis		Bulk + IBNR		21 Direct and Assumed	22 Ceded			
	13 Direct and Assumed	14 Ceded	15 Direct and Assumed	16 Ceded	17 Direct and Assumed	18 Ceded	19 Direct and Assumed	20 Ceded					
	1. Prior.....	1,122.....	33.....	2,860.....	267.....	860.....	16.....	2,410.....	181.....	301.....			
2. 2016.....	13.....	35.....	7.....	16.....	(7).....	63.....	
3. 2017.....	31.....	22.....	37.....	14.....	3.....	22.....	3.....	82.....	
4. 2018.....	45.....	52.....	17.....	50.....	4.....	(2).....	169.....	
5. 2019.....	58.....	(1).....	91.....	27.....	44.....	7.....	228.....	
6. 2020.....	94.....	(6).....	81.....	32.....	101.....	8.....	3.....	322.....	
7. 2021.....	104.....	19.....	143.....	8.....	34.....	3.....	106.....	(3).....	6.....	2.....	366.....	1.....	
8. 2022.....	86.....	11.....	98.....	40.....	5.....	118.....	4.....	12.....	3.....	333.....	1.....	
9. 2023.....	119.....	35.....	212.....	18.....	47.....	8.....	133.....	6.....	1.....	19.....	443.....	1.....	
10. 2024.....	96.....	25.....	296.....	49.....	32.....	5.....	138.....	18.....	16.....	2.....	480.....	1.....	
11. 2025.....	84.....	36.....	352.....	64.....	10.....	3.....	95.....	17.....	86.....	507.....	2.....	
12. Totals.....	1,853.....	175.....	4,256.....	407.....	1,120.....	43.....	3,233.....	223.....	437.....	3.....	10,049.....	733.....	

	Total Losses and Loss Expenses Incurred			Loss and Loss Expense Percentage (Incurred / Premiums Earned)			Nontabular Discount		34 Inter-Company Pooling Participation Percentage	Net Balance Sheet Reserves After Discount	
	26 Direct and Assumed	27 Ceded	28 Net	29 Direct and Assumed	30 Ceded	31 Net	32 Loss	33 Loss Expense		35 Losses Unpaid	36 Loss Expenses Unpaid
	1. Prior.....	XXX.....	XXX.....	XXX.....	XXX.....	XXX.....	XXX.....	XXX.....
2. 2016.....	651.....	18.....	633.....	59.0.....	97.1.....	58.4.....	1.0.....	47.....	16.....
3. 2017.....	689.....	75.....	613.....	66.8.....	601.5.....	60.2.....	1.0.....	45.....	36.....
4. 2018.....	688.....	11.....	677.....	74.7.....	528.8.....	73.7.....	1.0.....	97.....	71.....
5. 2019.....	853.....	22.....	831.....	107.4.....	(747.2).....	104.2.....	1.0.....	150.....	78.....
6. 2020.....	795.....	15.....	781.....	90.7.....	177.5.....	89.9.....	1.0.....	181.....	141.....
7. 2021.....	879.....	80.....	799.....	96.4.....	104.9.....	95.6.....	1.0.....	220.....	147.....
8. 2022.....	845.....	106.....	739.....	88.4.....	106.5.....	86.3.....	1.0.....	172.....	161.....
9. 2023.....	893.....	112.....	781.....	101.9.....	92.8.....	103.4.....	1.0.....	277.....	166.....
10. 2024.....	745.....	128.....	617.....	83.4.....	76.4.....	85.0.....	1.0.....	318.....	162.....
11. 2025.....	692.....	125.....	567.....	58.2.....	45.6.....	61.9.....	1.0.....	335.....	171.....
12. Totals.....	XXX.....	XXX.....	XXX.....	XXX.....	XXX.....	XXX.....	XXX.....	5,526.....	4,523.....

ANNUAL STATEMENT FOR THE YEAR 2025 OF THE NATIONWIDE INSURANCE COMPANY OF AMERICA
SCHEDULE P - PART 1R - SECTION 2 - PRODUCTS LIABILITY - CLAIMS-MADE
(\$000 OMITTED)

Years in Which Premiums Were Earned and Losses Were Incurred	Premiums Earned			Loss and Loss Expense Payments						10 Salvage and Subrogation Received	11 Total Net Paid Cols (4 - 5 + 6 - 7 + 8 - 9)	12 Number of Claims Reported Direct and Assumed	
	1 Direct and Assumed	2 Ceded	3 Net (1 - 2)	Loss Payments		Defense and Cost Containment Payments		Adjusting and Other Payments					
				4 Direct and Assumed	5 Ceded	6 Direct and Assumed	7 Ceded	8 Direct and Assumed	9 Ceded				
1. Prior.....	XXX	XXX	XXX	1								XXX	
2. 2016.....	8		7										
3. 2017.....	2		2										
4. 2018.....	1		1										
5. 2019.....	1		1										
6. 2020.....	14	11	2										
7. 2021.....	81	51	30	2	1		1	2				2	
8. 2022.....	131	74	57	122	49	12	9	6				82	
9. 2023.....	165	76	88	4	41	1	2	3				(36)	
10. 2024.....	150	53	98	23	5	1	1	5				24	
11. 2025.....	391	169	222	6	1	1		3				9	
12. Totals	XXX	XXX	XXX	158	97	15	12	19				82	XXX

	Losses Unpaid				Defense and Cost Containment Unpaid				Adjusting and Other Unpaid		23 Salvage and Subrogation Anticipated	24 Total Net Losses and Expenses Unpaid	25 Number of Claims Outstanding Direct and Assumed
	Case Basis		Bulk + IBNR		Case Basis		Bulk + IBNR						
	13 Direct and Assumed	14 Ceded	15 Direct and Assumed	16 Ceded	17 Direct and Assumed	18 Ceded	19 Direct and Assumed	20 Ceded	21 Direct and Assumed	22 Ceded			
1. Prior.....													1
2. 2016.....													
3. 2017.....													
4. 2018.....													
5. 2019.....													
6. 2020.....													
7. 2021.....													
8. 2022.....	1	1	(1)	(1)	5	3			1		2	3	
9. 2023.....	2	2	3									2	
10. 2024.....	79	18	(13)	(3)	2	1	(1)		1		1	52	
11. 2025.....	9	1	153	64	9	2	19	8	10	4	5	122	1
12. Totals	91	22	142	61	16	6	18	8	12	4	8	180	3

	Total Losses and Loss Expenses Incurred			Loss and Loss Expense Percentage (Incurred / Premiums Earned)			Nontabular Discount		34 Inter-Company Pooling Participation Percentage	Net Balance Sheet Reserves After Discount		
	26 Direct and Assumed	27 Ceded	28 Net	29 Direct and Assumed	30 Ceded	31 Net	32 Loss	33 Loss Expense		35 Losses Unpaid	36 Loss Expenses Unpaid	
1. Prior.....	XXX	XXX	XXX	XXX	XXX	XXX			XXX			
2. 2016.....				2.1	7.4	1.8			1.0			
3. 2017.....				2.2		2.0			1.0			
4. 2018.....				12.9		13.1			1.0			
5. 2019.....						(0.6)			1.0			
6. 2020.....				1.5	0.7	6.1			1.0			
7. 2021.....	4	2	2	5.0	3.4	7.7			1.0			
8. 2022.....	145	61	84	110.7	82.4	147.0			1.0		3	
9. 2023.....	13	46	(33)	7.6	59.8	(37.5)			1.0		3	
10. 2024.....	98	22	76	65.3	41.8	78.0			1.0		51	
11. 2025.....	211	80	131	53.9	47.3	58.9			1.0		98	
12. Totals	XXX	XXX	XXX	XXX	XXX	XXX			XXX		152	28

ANNUAL STATEMENT FOR THE YEAR 2025 OF THE NATIONWIDE INSURANCE COMPANY OF AMERICA
SCHEDULE P - PART 1S - FINANCIAL GUARANTY/MORTGAGE GUARANTY
(\$000 OMITTED)

Years in Which Premiums Were Earned and Losses Were Incurred	Premiums Earned			Loss and Loss Expense Payments						10 Salvage and Subrogation Received	11 Total Net Paid Cols (4 - 5 + 6 - 7 + 8 - 9)	12 Number of Claims Reported Direct and Assumed
	1 Direct and Assumed	2 Ceded	3 Net (1 - 2)	Loss Payments		Defense and Cost Containment Payments		Adjusting and Other Payments				
				4 Direct and Assumed	5 Ceded	6 Direct and Assumed	7 Ceded	8 Direct and Assumed	9 Ceded			
1. Prior.....	XXX	XXX	XXX									XXX
2. 2016.....												XXX
3. 2017.....												XXX
4. 2018.....												XXX
5. 2019.....												XXX
6. 2020.....												XXX
7. 2021.....												XXX
8. 2022.....												XXX
9. 2023.....												XXX
10. 2024.....												XXX
11. 2025.....												XXX
12. Totals	XXX	XXX	XXX									XXX

NONE

	Losses Unpaid				Defense and Cost Containment Unpaid				Adjusting and Other Unpaid		23 Salvage and Subrogation Anticipated	24 Total Net Losses and Expenses Unpaid	25 Number of Claims Outstanding Direct and Assumed
	Case Basis		Bulk + IBNR		Case Basis		Bulk + IBNR		Adjusting and Other Unpaid				
	13 Direct and Assumed	14 Ceded	15 Direct and Assumed	16 Ceded	17 Direct and Assumed	18 Ceded	19 Direct and Assumed	20 Ceded	21 Direct and Assumed	22 Ceded			
1. Prior.....													
2. 2016.....													
3. 2017.....													
4. 2018.....													
5. 2019.....													
6. 2020.....													
7. 2021.....													
8. 2022.....													
9. 2023.....													
10. 2024.....													
11. 2025.....													
12. Totals													

NONE

	Total Losses and Loss Expenses Incurred			Loss and Loss Expense Percentage (Incurred / Premiums Earned)			Nontabular Discount		34 Inter-Company Pooling Participation Percentage	Net Balance Sheet Reserves After Discount	
	26 Direct and Assumed	27 Ceded	28 Net	29 Direct and Assumed	30 Ceded	31 Net	32 Loss	33 Loss Expense		35 Losses Unpaid	36 Loss Expenses Unpaid
	1. Prior.....	XXX	XXX	XXX	XXX	XXX	XXX				XXX
2. 2016.....											
3. 2017.....											
4. 2018.....											
5. 2019.....											
6. 2020.....											
7. 2021.....											
8. 2022.....											
9. 2023.....											
10. 2024.....											
11. 2025.....											
12. Totals	XXX	XXX	XXX	XXX	XXX	XXX			XXX		

NONE

ANNUAL STATEMENT FOR THE YEAR 2025 OF THE NATIONWIDE INSURANCE COMPANY OF AMERICA
SCHEDULE P - PART 1T - WARRANTY
(\$000 OMITTED)

Years in Which Premiums Were Earned and Losses Were Incurred	Premiums Earned			Loss and Loss Expense Payments						10 Salvage and Subrogation Received	11 Total Net Paid Cols (4 - 5 + 6 - 7 + 8 - 9)	12 Number of Claims Reported Direct and Assumed
	1 Direct and Assumed	2 Ceded	3 Net (1 - 2)	Loss Payments		Defense and Cost Containment Payments		Adjusting and Other Payments				
				4 Direct and Assumed	5 Ceded	6 Direct and Assumed	7 Ceded	8 Direct and Assumed	9 Ceded			
1. Prior.....	XXX	XXX	XXX									XXX
2. 2016.....	507	452	55	97	49			1				48
3. 2017.....	541	503	38	390	345							45
4. 2018.....	664	604	60	807	765							41
5. 2019.....	768	725	43	1,070	1,028			1				42
6. 2020.....	1,088	1,039	49	1,157	1,201			2	1			(43)
7. 2021.....	820	736	84	1,008	856			4	1			153
8. 2022.....	785	642	144	717	603			8	3			119
9. 2023.....	320	102	218	217	57			2	(2)			164
10. 2024.....	165	37	128	218	61			6	1			162
11. 2025.....	274	109	165	148	36			7	1			117
12. Totals	XXX	XXX	XXX	5,828	5,002			31	7			851

	Losses Unpaid				Defense and Cost Containment Unpaid				Adjusting and Other Unpaid		23 Salvage and Subrogation Anticipated	24 Total Net Losses and Expenses Unpaid	25 Number of Claims Outstanding Direct and Assumed
	Case Basis		Bulk + IBNR		Case Basis		Bulk + IBNR						
	13 Direct and Assumed	14 Ceded	15 Direct and Assumed	16 Ceded	17 Direct and Assumed	18 Ceded	19 Direct and Assumed	20 Ceded	21 Direct and Assumed	22 Ceded			
1. Prior.....													17
2. 2016.....													
3. 2017.....													
4. 2018.....													
5. 2019.....													
6. 2020.....													
7. 2021.....			1										
8. 2022.....			1	1							1		
9. 2023.....			1	1					4	2	4	2	
10. 2024.....			2						34	11	4	24	
11. 2025.....	2		(78)	7			10		86	25	66	(12)	
12. Totals	2		(74)	9			10		124	39	75	14	17

	Total Losses and Loss Expenses Incurred			Loss and Loss Expense Percentage (Incurred / Premiums Earned)			Nontabular Discount		34 Inter-Company Pooling Participation Percentage	Net Balance Sheet Reserves After Discount	
	26 Direct and Assumed	27 Ceded	28 Net	29 Direct and Assumed	30 Ceded	31 Net	32 Loss	33 Loss Expense		35 Losses Unpaid	36 Loss Expenses Unpaid
1. Prior.....	XXX	XXX	XXX	XXX	XXX	XXX			XXX		
2. 2016.....	98	49	48	19.3	11.0	87.7			1.0		
3. 2017.....	390	345	45	72.2	68.6	118.5			1.0		
4. 2018.....	807	766	42	121.5	126.8	68.6			1.0		
5. 2019.....	1,071	1,028	42	139.4	142.0	97.2			1.0		
6. 2020.....	1,159	1,202	(43)	106.6	115.7	(86.3)			1.0		
7. 2021.....	1,012	858	154	123.4	116.6	183.6			1.0		
8. 2022.....	726	607	119	92.5	94.6	83.1			1.0		
9. 2023.....	224	57	167	69.9	56.1	76.4			1.0		2
10. 2024.....	260	74	186	157.8	200.5	145.5			1.0	1	23
11. 2025.....	175	70	105	63.8	64.1	63.6			1.0	(83)	71
12. Totals	XXX	XXX	XXX	XXX	XXX	XXX			XXX	(81)	96

ANNUAL STATEMENT FOR THE YEAR 2025 OF THE NATIONWIDE INSURANCE COMPANY OF AMERICA
SCHEDULE P - PART 1U - PET INSURANCE PLANS
(\$000 OMITTED)

Years in Which Premiums Were Earned and Losses Were Incurred	Premiums Earned			Loss and Loss Expense Payments						12 Number of Claims Reported Direct and Assumed			
	1 Direct and Assumed	2 Ceded	3 Net (1 - 2)	Loss Payments		Defense and Cost Containment Payments		Adjusting and Other Payments			10 Salvage and Subrogation Received	11 Total Net Paid Cols (4 - 5 + 6 - 7 + 8 - 9)	
				4 Direct and Assumed	5 Ceded	6 Direct and Assumed	7 Ceded	8 Direct and Assumed	9 Ceded				
1. Prior.....	XXX.....	XXX.....	XXX.....	1.....							1.....	XXX.....	
2. 2016.....	6,590.....	2,435.....	4,154.....	3,640.....	1,632.....			99.....				2,107.....	XXX.....
3. 2017.....	6,341.....	2,837.....	3,505.....	4,637.....	2,074.....			102.....				2,665.....	XXX.....
4. 2018.....	7,569.....	3,380.....	4,189.....	5,547.....	2,463.....			101.....				3,185.....	XXX.....
5. 2019.....	9,000.....	4,004.....	4,996.....	6,471.....	2,832.....			139.....				3,778.....	XXX.....
6. 2020.....	10,905.....	4,828.....	6,077.....	8,176.....	3,530.....			144.....				4,790.....	XXX.....
7. 2021.....	13,183.....	5,775.....	7,408.....	10,193.....	4,358.....			160.....				5,995.....	XXX.....
8. 2022.....	14,767.....	6,455.....	8,312.....	11,141.....	4,749.....			175.....				6,567.....	XXX.....
9. 2023.....	15,917.....	6,964.....	8,952.....	12,535.....	5,355.....			190.....				7,370.....	XXX.....
10. 2024.....	17,486.....	7,609.....	9,877.....	13,179.....	5,679.....			224.....				7,723.....	XXX.....
11. 2025.....	17,794.....	7,815.....	9,979.....	11,170.....	4,866.....			181.....				6,485.....	XXX.....
12. Totals.....	XXX.....	XXX.....	XXX.....	86,691.....	37,539.....			1,514.....				50,666.....	XXX.....

	Losses Unpaid				Defense and Cost Containment Unpaid				Adjusting and Other Unpaid		23 Salvage and Subrogation Anticipated	24 Total Net Losses and Expenses Unpaid	25 Number of Claims Outstanding Direct and Assumed
	Case Basis		Bulk + IBNR		Case Basis		Bulk + IBNR						
	13 Direct and Assumed	14 Ceded	15 Direct and Assumed	16 Ceded	17 Direct and Assumed	18 Ceded	19 Direct and Assumed	20 Ceded	21 Direct and Assumed	22 Ceded			
1. Prior.....													3.....
2. 2016.....													1.....
3. 2017.....			1.....										2.....
4. 2018.....			4.....	2.....									3.....
5. 2019.....			9.....	4.....									3.....
6. 2020.....			16.....	8.....									7.....
7. 2021.....			35.....	17.....					1.....				12.....
8. 2022.....			61.....	29.....					2.....	1.....			25.....
9. 2023.....			110.....	52.....					3.....	1.....			382.....
10. 2024.....			174.....	75.....					5.....	2.....			1,992.....
11. 2025.....			1,385.....	610.....					38.....	17.....			1,182.....
12. Totals.....			1,795.....	798.....					50.....	22.....			3,613.....

	Total Losses and Loss Expenses Incurred			Loss and Loss Expense Percentage (Incurred / Premiums Earned)			Nontabular Discount		34 Inter-Company Pooling Participation Percentage	Net Balance Sheet Reserves After Discount	
	26 Direct and Assumed	27 Ceded	28 Net	29 Direct and Assumed	30 Ceded	31 Net	32 Loss	33 Loss Expense		35 Losses Unpaid	36 Loss Expenses Unpaid
1. Prior.....	XXX.....	XXX.....	XXX.....	XXX.....	XXX.....	XXX.....			XXX.....		
2. 2016.....	3,739.....	1,632.....	2,107.....	56.7.....	67.0.....	50.7.....			1.0.....		
3. 2017.....	4,740.....	2,074.....	2,665.....	74.7.....	73.1.....	76.1.....			1.0.....		
4. 2018.....	5,652.....	2,465.....	3,187.....	74.7.....	72.9.....	76.1.....			1.0.....	2.....	
5. 2019.....	6,619.....	2,836.....	3,783.....	73.5.....	70.8.....	75.7.....			1.0.....	5.....	
6. 2020.....	8,337.....	3,538.....	4,799.....	76.4.....	73.3.....	79.0.....			1.0.....	9.....	
7. 2021.....	10,390.....	4,375.....	6,014.....	78.8.....	75.8.....	81.2.....			1.0.....	18.....	1.....
8. 2022.....	11,379.....	4,779.....	6,600.....	77.1.....	74.0.....	79.4.....			1.0.....	32.....	1.....
9. 2023.....	12,838.....	5,409.....	7,429.....	80.7.....	77.7.....	83.0.....			1.0.....	58.....	2.....
10. 2024.....	13,582.....	5,757.....	7,825.....	77.7.....	75.7.....	79.2.....			1.0.....	99.....	3.....
11. 2025.....	12,774.....	5,494.....	7,281.....	71.8.....	70.3.....	73.0.....			1.0.....	774.....	21.....
12. Totals.....	XXX.....	XXX.....	XXX.....	XXX.....	XXX.....	XXX.....			XXX.....	998.....	28.....

ANNUAL STATEMENT FOR THE YEAR 2025 OF THE NATIONWIDE INSURANCE COMPANY OF AMERICA

SCHEDULE P - PART 2A - HOMEOWNERS/FAROWNERS

Years in Which Losses Were Incurred	INCURRED NET LOSSES AND DEFENSE AND COST CONTAINMENT EXPENSES REPORTED AT YEAR END (\$000 OMITTED)										DEVELOPMENT	
	1 2016	2 2017	3 2018	4 2019	5 2020	6 2021	7 2022	8 2023	9 2024	10 2025	11 One Year	12 Two Year
1. Prior.....	2,834	2,341	2,175	2,246	2,249	2,284	2,280	2,292	2,301	2,288	(14)	(4)
2. 2016.....	22,539	22,736	22,704	22,674	22,677	22,676	22,678	22,685	22,691	22,697	6	12
3. 2017.....	XXX	35,149	35,319	34,680	34,298	34,214	34,104	34,092	34,096	34,004	(92)	(87)
4. 2018.....	XXX	XXX	28,224	28,044	28,284	28,308	28,236	28,158	28,166	28,100	(66)	(58)
5. 2019.....	XXX	XXX	XXX	24,987	25,274	25,404	25,293	25,313	25,334	25,343	9	30
6. 2020.....	XXX	XXX	XXX	XXX	31,172	30,167	29,994	29,911	29,895	29,891	(4)	(21)
7. 2021.....	XXX	XXX	XXX	XXX	XXX	27,353	27,746	28,068	28,037	27,789	(248)	(279)
8. 2022.....	XXX	XXX	XXX	XXX	XXX	XXX	30,506	32,090	31,840	31,734	(106)	(356)
9. 2023.....	XXX	XXX	XXX	XXX	XXX	XXX	XXX	35,911	34,750	34,457	(293)	(1,454)
10. 2024.....	XXX	XXX	XXX	XXX	XXX	XXX	XXX	XXX	28,743	27,427	(1,317)	XXX
11. 2025.....	XXX	XXX	XXX	XXX	XXX	XXX	XXX	XXX	XXX	19,648	XXX	XXX
12. Totals											(2,124)	(2,218)

SCHEDULE P - PART 2B - PRIVATE PASSENGER AUTO LIABILITY/MEDICAL

1. Prior.....	16,125	15,252	15,138	15,209	15,286	15,378	15,394	15,647	15,782	15,914	132	267
2. 2016.....	33,783	32,721	32,348	32,458	32,506	32,577	32,663	32,665	32,668	32,707	39	42
3. 2017.....	XXX	30,068	29,420	29,507	29,805	29,928	30,111	30,090	30,078	30,071	(7)	(19)
4. 2018.....	XXX	XXX	24,883	24,882	25,339	25,519	25,694	25,734	25,777	25,759	(18)	25
5. 2019.....	XXX	XXX	XXX	21,766	23,388	23,965	24,145	24,158	24,175	24,137	(37)	(21)
6. 2020.....	XXX	XXX	XXX	XXX	18,610	18,553	18,416	18,237	18,238	18,151	(86)	(86)
7. 2021.....	XXX	XXX	XXX	XXX	XXX	20,608	21,198	20,873	21,002	20,848	(154)	(26)
8. 2022.....	XXX	XXX	XXX	XXX	XXX	XXX	21,636	22,494	22,639	22,628	(11)	134
9. 2023.....	XXX	XXX	XXX	XXX	XXX	XXX	XXX	21,609	21,899	21,832	(66)	223
10. 2024.....	XXX	XXX	XXX	XXX	XXX	XXX	XXX	XXX	18,112	17,694	(417)	XXX
11. 2025.....	XXX	XXX	XXX	XXX	XXX	XXX	XXX	XXX	XXX	14,201	XXX	XXX
12. Totals											(627)	541

SCHEDULE P - PART 2C - COMMERCIAL AUTO/TRUCK LIABILITY/MEDICAL

1. Prior.....	11,017	11,455	11,578	11,909	12,042	12,100	12,261	12,164	12,288	12,385	96	221
2. 2016.....	9,511	10,302	10,773	11,279	11,437	11,476	11,583	11,597	11,594	11,584	(10)	(13)
3. 2017.....	XXX	9,987	10,313	10,669	10,995	10,963	11,077	11,114	11,090	11,070	(20)	(44)
4. 2018.....	XXX	XXX	9,397	9,679	10,417	10,287	10,363	10,355	10,365	10,370	6	16
5. 2019.....	XXX	XXX	XXX	8,910	9,875	10,006	10,184	10,205	10,185	10,167	(18)	(38)
6. 2020.....	XXX	XXX	XXX	XXX	8,428	8,290	8,233	8,099	8,091	7,996	(96)	(103)
7. 2021.....	XXX	XXX	XXX	XXX	XXX	9,058	9,252	9,428	9,487	9,406	(81)	(22)
8. 2022.....	XXX	XXX	XXX	XXX	XXX	XXX	8,542	9,332	9,347	9,150	(198)	(183)
9. 2023.....	XXX	XXX	XXX	XXX	XXX	XXX	XXX	8,070	8,526	8,542	16	472
10. 2024.....	XXX	XXX	XXX	XXX	XXX	XXX	XXX	XXX	4,963	4,954	(9)	XXX
11. 2025.....	XXX	XXX	XXX	XXX	XXX	XXX	XXX	XXX	XXX	3,851	XXX	XXX
12. Totals											(314)	305

**SCHEDULE P - PART 2D - WORKERS' COMPENSATION
(EXCLUDING EXCESS WORKERS' COMPENSATION)**

1. Prior.....	10,193	9,630	9,366	8,807	7,929	7,367	6,902	6,614	6,338	5,967	(371)	(647)
2. 2016.....	3,039	2,894	2,885	2,794	2,671	2,648	2,597	2,578	2,574	2,528	(46)	(50)
3. 2017.....	XXX	3,111	3,030	2,882	2,748	2,506	2,376	2,344	2,318	2,292	(26)	(51)
4. 2018.....	XXX	XXX	2,644	2,423	2,274	2,219	2,119	2,074	2,073	2,030	(42)	(43)
5. 2019.....	XXX	XXX	XXX	2,432	2,275	2,179	2,083	2,008	1,985	1,949	(36)	(59)
6. 2020.....	XXX	XXX	XXX	XXX	2,295	1,989	1,931	1,811	1,806	1,829	23	19
7. 2021.....	XXX	XXX	XXX	XXX	XXX	2,320	2,145	2,055	2,059	1,999	(59)	(56)
8. 2022.....	XXX	XXX	XXX	XXX	XXX	XXX	2,028	2,082	2,117	2,064	(53)	(18)
9. 2023.....	XXX	XXX	XXX	XXX	XXX	XXX	XXX	2,404	2,504	2,241	(262)	(163)
10. 2024.....	XXX	XXX	XXX	XXX	XXX	XXX	XXX	XXX	2,450	2,590	140	XXX
11. 2025.....	XXX	XXX	XXX	XXX	XXX	XXX	XXX	XXX	XXX	2,893	XXX	XXX
12. Totals											(733)	(1,068)

SCHEDULE P - PART 2E - COMMERCIAL MULTIPLE PERIL

1. Prior.....	17,983	18,691	18,453	18,551	18,633	18,698	18,836	18,964	19,276	19,674	398	710
2. 2016.....	14,760	15,126	15,155	15,231	15,225	15,381	15,458	15,567	15,697	15,740	43	173
3. 2017.....	XXX	17,643	17,670	17,738	17,998	18,191	18,312	18,391	18,476	18,539	64	148
4. 2018.....	XXX	XXX	16,665	16,846	17,180	17,366	17,565	17,730	17,872	17,925	53	195
5. 2019.....	XXX	XXX	XXX	14,365	14,595	14,992	15,079	15,164	15,360	15,428	68	264
6. 2020.....	XXX	XXX	XXX	XXX	16,830	16,100	16,718	16,791	17,139	17,067	(72)	276
7. 2021.....	XXX	XXX	XXX	XXX	XXX	16,815	17,436	18,460	18,806	18,787	(19)	326
8. 2022.....	XXX	XXX	XXX	XXX	XXX	XXX	18,076	19,739	19,810	19,846	36	107
9. 2023.....	XXX	XXX	XXX	XXX	XXX	XXX	XXX	16,495	16,026	16,640	614	145
10. 2024.....	XXX	XXX	XXX	XXX	XXX	XXX	XXX	XXX	10,397	9,851	(546)	XXX
11. 2025.....	XXX	XXX	XXX	XXX	XXX	XXX	XXX	XXX	XXX	7,060	XXX	XXX
12. Totals											639	2,343

ANNUAL STATEMENT FOR THE YEAR 2025 OF THE NATIONWIDE INSURANCE COMPANY OF AMERICA

SCHEDULE P - PART 2F - SECTION 1 - MEDICAL PROFESSIONAL LIABILITY - OCCURRENCE

Years in Which Losses Were Incurred	INCURRED NET LOSSES AND DEFENSE AND COST CONTAINMENT EXPENSES REPORTED AT YEAR END (\$000 OMITTED)										DEVELOPMENT	
	1 2016	2 2017	3 2018	4 2019	5 2020	6 2021	7 2022	8 2023	9 2024	10 2025	11 One Year	12 Two Year
1. Prior.....	15	10	10	9	8	8	8	8	9	9		1
2. 2016.....												
3. 2017.....	XXX	14	12	16	19	20	19	19	19	19		
4. 2018.....	XXX	XXX	9	11	16	21	21	22	23	23		
5. 2019.....	XXX	XXX	XXX									
6. 2020.....	XXX	XXX	XXX	XXX								
7. 2021.....	XXX	XXX	XXX	XXX	XXX							
8. 2022.....	XXX	XXX	XXX	XXX	XXX	XXX						
9. 2023.....	XXX	XXX	XXX	XXX	XXX	XXX	XXX	10	10	8	(1)	(1)
10. 2024.....	XXX	XXX	XXX	XXX	XXX	XXX	XXX	XXX	21	22	1	XXX
11. 2025.....	XXX	XXX	XXX	XXX	XXX	XXX	XXX	XXX	XXX	27	XXX	XXX
12. Totals												(1)

SCHEDULE P - PART 2F - SECTION 2 - MEDICAL PROFESSIONAL LIABILITY - CLAIMS-MADE

1. Prior.....	90	64	54	50	49	48	47	50	50	50		(1)
2. 2016.....	71	58	42	41	39	38	39	38	38	38		
3. 2017.....	XXX	31	33	36	34	33	34	33	32	32		(1)
4. 2018.....	XXX	XXX	13	10	9	9	9	14	16	14	(2)	
5. 2019.....	XXX	XXX	XXX	8	9	11	12	12	12	9	(3)	(3)
6. 2020.....	XXX	XXX	XXX	XXX						(3)	(3)	(3)
7. 2021.....	XXX	XXX	XXX	XXX	XXX				55	(13)	(68)	(13)
8. 2022.....	XXX	XXX	XXX	XXX	XXX	XXX			158	161	2	161
9. 2023.....	XXX	XXX	XXX	XXX	XXX	XXX	XXX	2	220	202	(18)	200
10. 2024.....	XXX	XXX	XXX	XXX	XXX	XXX	XXX	XXX	223	233	10	XXX
11. 2025.....	XXX	XXX	XXX	XXX	XXX	XXX	XXX	XXX	XXX	411	XXX	XXX
12. Totals											(83)	340

SCHEDULE P - PART 2G - SPECIAL LIABILITY (OCEAN MARINE, AIRCRAFT (ALL PERILS), BOILER AND MACHINERY)

1. Prior.....	47	59	58	59	60	59	62	72	70	72	2	
2. 2016.....	109	101	104	108	110	113	113	114	114	114		
3. 2017.....	XXX	120	92	98	112	112	113	112	111	61	(50)	(50)
4. 2018.....	XXX	XXX	109	74	87	89	98	104	112	132	20	28
5. 2019.....	XXX	XXX	XXX	105	104	102	116	137	136	149	14	12
6. 2020.....	XXX	XXX	XXX	XXX	171	196	184	159	178	187	9	28
7. 2021.....	XXX	XXX	XXX	XXX	XXX	422	377	378	371	393	22	15
8. 2022.....	XXX	XXX	XXX	XXX	XXX	XXX	385	352	313	283	(30)	(69)
9. 2023.....	XXX	XXX	XXX	XXX	XXX	XXX	XXX	338	286	298	11	(40)
10. 2024.....	XXX	XXX	XXX	XXX	XXX	XXX	XXX	XXX	220	237	16	XXX
11. 2025.....	XXX	XXX	XXX	XXX	XXX	XXX	XXX	XXX	XXX	228	XXX	XXX
12. Totals											15	(75)

SCHEDULE P - PART 2H - SECTION 1 - OTHER LIABILITY - OCCURRENCE

1. Prior.....	20,455	21,882	23,762	24,863	25,488	25,437	25,341	25,975	26,217	26,395	178	420
2. 2016.....	8,043	8,429	8,662	9,536	9,585	9,458	9,610	9,753	9,630	9,556	(74)	(197)
3. 2017.....	XXX	7,993	7,728	8,386	8,808	8,951	9,061	9,489	9,525	9,558	33	69
4. 2018.....	XXX	XXX	7,775	8,012	8,208	8,196	8,385	8,834	8,879	9,115	236	280
5. 2019.....	XXX	XXX	XXX	7,566	7,538	7,411	7,546	7,482	7,652	7,858	206	376
6. 2020.....	XXX	XXX	XXX	XXX	8,001	7,859	7,694	7,323	7,507	7,774	267	451
7. 2021.....	XXX	XXX	XXX	XXX	XXX	8,584	8,690	9,585	10,030	10,394	364	809
8. 2022.....	XXX	XXX	XXX	XXX	XXX	XXX	8,640	9,237	9,482	9,919	436	681
9. 2023.....	XXX	XXX	XXX	XXX	XXX	XXX	XXX	9,505	9,897	10,362	465	858
10. 2024.....	XXX	XXX	XXX	XXX	XXX	XXX	XXX	XXX	8,181	8,545	364	XXX
11. 2025.....	XXX	XXX	XXX	XXX	XXX	XXX	XXX	XXX	XXX	9,650	XXX	XXX
12. Totals											2,475	3,747

SCHEDULE P - PART 2H - SECTION 2 - OTHER LIABILITY - CLAIMS-MADE

1. Prior.....	2,646	2,736	2,868	2,722	2,542	2,634	2,712	2,741	2,844	2,854	10	113
2. 2016.....	2,187	2,115	2,270	2,192	2,343	2,301	2,307	2,308	2,302	2,240	(61)	(68)
3. 2017.....	XXX	2,462	2,607	2,894	2,889	3,067	2,971	2,966	3,103	3,125	22	159
4. 2018.....	XXX	XXX	3,025	3,280	3,721	3,596	3,775	3,902	4,204	4,302	97	400
5. 2019.....	XXX	XXX	XXX	3,523	3,717	3,843	4,014	4,023	4,402	4,421	20	398
6. 2020.....	XXX	XXX	XXX	XXX	4,845	4,727	4,548	4,741	4,789	5,100	311	359
7. 2021.....	XXX	XXX	XXX	XXX	XXX	5,737	5,310	5,057	5,064	4,636	(428)	(421)
8. 2022.....	XXX	XXX	XXX	XXX	XXX	XXX	6,187	6,269	5,589	5,635	46	(634)
9. 2023.....	XXX	XXX	XXX	XXX	XXX	XXX	XXX	6,093	6,022	6,443	422	350
10. 2024.....	XXX	XXX	XXX	XXX	XXX	XXX	XXX	XXX	5,391	5,891	501	XXX
11. 2025.....	XXX	XXX	XXX	XXX	XXX	XXX	XXX	XXX	XXX	5,982	XXX	XXX
12. Totals											939	656

**ANNUAL STATEMENT FOR THE YEAR 2025 OF THE NATIONWIDE INSURANCE COMPANY OF AMERICA
SCHEDULE P - PART 2I - SPECIAL PROPERTY (FIRE, ALLIED LINES, INLAND MARINE,
EARTHQUAKE, BURGLARY, AND THEFT)**

Years in Which Losses Were Incurred	INCURRED NET LOSSES AND DEFENSE AND COST CONTAINMENT EXPENSES REPORTED AT YEAR END (\$000 OMITTED)										DEVELOPMENT	
	1 2016	2 2017	3 2018	4 2019	5 2020	6 2021	7 2022	8 2023	9 2024	10 2025	11 One Year	12 Two Year
1. Prior.....	494	477	489	497	495	507	469	492	527	544	17	52
2. 2016.....	5,446	5,623	5,602	5,597	5,572	5,570	5,584	5,594	5,590	5,592	2	(2)
3. 2017.....	XXX	6,612	7,392	7,441	7,340	7,315	7,297	7,238	7,243	7,265	22	27
4. 2018.....	XXX	XXX	5,743	5,232	5,110	5,060	5,068	5,056	5,053	5,045	(8)	(11)
5. 2019.....	XXX	XXX	XXX	4,427	4,335	4,297	4,338	4,304	4,300	4,300		(3)
6. 2020.....	XXX	XXX	XXX	XXX	5,566	5,849	5,973	5,895	5,849	5,841	(8)	(54)
7. 2021.....	XXX	XXX	XXX	XXX	XXX	6,121	6,088	6,102	5,987	5,903	(83)	(198)
8. 2022.....	XXX	XXX	XXX	XXX	XXX	XXX	5,920	6,165	5,972	5,922	(50)	(243)
9. 2023.....	XXX	XXX	XXX	XXX	XXX	XXX	XXX	6,471	6,071	5,742	(329)	(729)
10. 2024.....	XXX	XXX	XXX	XXX	XXX	XXX	XXX	XXX	5,940	5,378	(562)	XXX
11. 2025.....	XXX	XXX	XXX	XXX	XXX	XXX	XXX	XXX	XXX	5,614	XXX	XXX
12. Totals											(1,000)	(1,162)

SCHEDULE P - PART 2J - AUTO PHYSICAL DAMAGE

1. Prior.....	(121)	(60)	(43)	(27)	(24)	(67)	(53)	(43)	(61)	(48)	13	(5)
2. 2016.....	22,801	22,822	22,798	22,788	22,795	22,797	22,791	22,790	22,790	22,790		
3. 2017.....	XXX	21,916	21,739	21,735	21,742	21,744	21,705	21,694	21,694	21,694		
4. 2018.....	XXX	XXX	19,345	19,263	19,279	19,274	19,248	19,246	19,252	19,253	1	7
5. 2019.....	XXX	XXX	XXX	18,181	18,395	18,402	18,302	18,305	18,316	18,315	(1)	10
6. 2020.....	XXX	XXX	XXX	XXX	15,440	15,087	15,123	15,113	15,107	15,092	(15)	(21)
7. 2021.....	XXX	XXX	XXX	XXX	XXX	18,424	18,576	18,545	18,532	18,524	(8)	(21)
8. 2022.....	XXX	XXX	XXX	XXX	XXX	XXX	21,307	21,496	21,400	21,394	(6)	(102)
9. 2023.....	XXX	XXX	XXX	XXX	XXX	XXX	XXX	20,850	20,073	20,055	(18)	(795)
10. 2024.....	XXX	XXX	XXX	XXX	XXX	XXX	XXX	XXX	14,884	14,247	(637)	XXX
11. 2025.....	XXX	XXX	XXX	XXX	XXX	XXX	XXX	XXX	XXX	10,773	XXX	XXX
12. Totals											(669)	(926)

SCHEDULE P - PART 2K - FIDELITY/SURETY

1. Prior.....	19	13	7	6	6	6	6	4	4	4		(1)
2. 2016.....	98	89	74	72	61	56	59	57	55	55		(2)
3. 2017.....	XXX	111	100	95	149	162	257	257	253	252	(2)	(5)
4. 2018.....	XXX	XXX	59	59	144	125	110	105	101	144	42	39
5. 2019.....	XXX	XXX	XXX	85	(71)	(87)	(176)	(190)	(196)	(208)	(12)	(18)
6. 2020.....	XXX	XXX	XXX	XXX	108	120	129	115	94	70	(24)	(45)
7. 2021.....	XXX	XXX	XXX	XXX	XXX	154	145	144	90	92	2	(52)
8. 2022.....	XXX	XXX	XXX	XXX	XXX	XXX	215	219	186	160	(26)	(59)
9. 2023.....	XXX	XXX	XXX	XXX	XXX	XXX	XXX	323	471	554	83	231
10. 2024.....	XXX	XXX	XXX	XXX	XXX	XXX	XXX	XXX	352	335	(17)	XXX
11. 2025.....	XXX	XXX	XXX	XXX	XXX	XXX	XXX	XXX	XXX	523	XXX	XXX
12. Totals											46	88

SCHEDULE P - PART 2L - OTHER (INCLUDING CREDIT, ACCIDENT AND HEALTH)

1. Prior.....	6	(47)	(60)	(58)	(52)	(56)	(42)	(41)	(41)	(45)	(4)	(4)
2. 2016.....	1,445	1,322	1,311	1,312	1,308	1,313	1,314	1,314	1,314	1,315	1	1
3. 2017.....	XXX	1,011	787	777	773	771	769	769	769	769		
4. 2018.....	XXX	XXX	2,004	1,285	1,199	1,185	1,188	1,189	1,188	1,188		(1)
5. 2019.....	XXX	XXX	XXX	2,720	2,366	2,223	2,208	2,203	2,201	2,203	1	
6. 2020.....	XXX	XXX	XXX	XXX	2,199	2,131	1,992	1,988	1,979	1,978		(10)
7. 2021.....	XXX	XXX	XXX	XXX	XXX	1,950	1,959	1,911	1,915	1,911	(4)	
8. 2022.....	XXX	XXX	XXX	XXX	XXX	XXX	2,098	2,083	1,924	1,916	(8)	(167)
9. 2023.....	XXX	XXX	XXX	XXX	XXX	XXX	XXX	2,260	2,485	2,144	(341)	(117)
10. 2024.....	XXX	XXX	XXX	XXX	XXX	XXX	XXX	XXX	2,491	2,927	436	XXX
11. 2025.....	XXX	XXX	XXX	XXX	XXX	XXX	XXX	XXX	XXX	2,916	XXX	XXX
12. Totals											81	(297)

SCHEDULE P - PART 2M - INTERNATIONAL

1. Prior.....	58	69	50	25	25	38	34	44	36	35		(8)
2. 2016.....												
3. 2017.....	XXX											
4. 2018.....	XXX	XXX										
5. 2019.....	XXX	XXX	XXX									
6. 2020.....	XXX	XXX	XXX	XXX								
7. 2021.....	XXX	XXX	XXX	XXX	XXX							
8. 2022.....	XXX	XXX	XXX	XXX	XXX	XXX						
9. 2023.....	XXX	XXX	XXX	XXX	XXX	XXX	XXX					
10. 2024.....	XXX	XXX	XXX	XXX	XXX	XXX	XXX	XXX				XXX
11. 2025.....	XXX	XXX	XXX	XXX	XXX	XXX	XXX	XXX	XXX		XXX	XXX
12. Totals												(8)

ANNUAL STATEMENT FOR THE YEAR 2025 OF THE NATIONWIDE INSURANCE COMPANY OF AMERICA

**SCHEDULE P - PART 2N - REINSURANCE
NONPROPORTIONAL ASSUMED PROPERTY**

Years in Which Losses Were Incurred	INCURRED NET LOSSES AND DEFENSE AND COST CONTAINMENT EXPENSES REPORTED AT YEAR END (\$000 OMITTED)										DEVELOPMENT	
	1 2016	2 2017	3 2018	4 2019	5 2020	6 2021	7 2022	8 2023	9 2024	10 2025	11 One Year	12 Two Year
1. Prior.....												
2. 2016.....												
3. 2017.....	XXX											
4. 2018.....	XXX	XXX										
5. 2019.....	XXX	XXX	XXX									
6. 2020.....	XXX	XXX	XXX	XXX								
7. 2021.....	XXX	XXX	XXX	XXX	XXX							
8. 2022.....	XXX	XXX	XXX	XXX	XXX	XXX						
9. 2023.....	XXX	XXX	XXX	XXX	XXX	XXX	XXX	90	(358)	(142)	215	(232)
10. 2024.....	XXX	XXX	XXX	XXX	XXX	XXX	XXX	XXX	139	90	(49)	XXX
11. 2025.....	XXX	XXX	XXX	XXX	XXX	XXX	XXX	XXX	XXX	150	XXX	XXX
12. Totals											166	(232)

**SCHEDULE P - PART 2O - REINSURANCE
NONPROPORTIONAL ASSUMED LIABILITY**

1. Prior.....	81	76	77	78	9	6	5	5	(1)	(1)	1	(6)
2. 2016.....												
3. 2017.....	XXX											
4. 2018.....	XXX	XXX										
5. 2019.....	XXX	XXX	XXX									
6. 2020.....	XXX	XXX	XXX	XXX								
7. 2021.....	XXX	XXX	XXX	XXX	XXX							
8. 2022.....	XXX	XXX	XXX	XXX	XXX	XXX			1	1		1
9. 2023.....	XXX	XXX	XXX	XXX	XXX	XXX	XXX	93	156	193	37	100
10. 2024.....	XXX	XXX	XXX	XXX	XXX	XXX	XXX	XXX	315	282	(33)	XXX
11. 2025.....	XXX	XXX	XXX	XXX	XXX	XXX	XXX	XXX	XXX	373	XXX	XXX
12. Totals											5	95

**SCHEDULE P - PART 2P - REINSURANCE
NONPROPORTIONAL ASSUMED FINANCIAL LINES**

1. Prior.....									42	43	1	43
2. 2016.....												
3. 2017.....	XXX		(1)	(10)	(10)	(10)	(10)					
4. 2018.....	XXX	XXX										
5. 2019.....	XXX	XXX	XXX									
6. 2020.....	XXX	XXX	XXX	XXX								
7. 2021.....	XXX	XXX	XXX	XXX	XXX							
8. 2022.....	XXX	XXX	XXX	XXX	XXX	XXX						
9. 2023.....	XXX	XXX	XXX	XXX	XXX	XXX	XXX					
10. 2024.....	XXX	XXX	XXX	XXX	XXX	XXX	XXX	XXX				XXX
11. 2025.....	XXX	XXX	XXX	XXX	XXX	XXX	XXX	XXX	XXX		XXX	XXX
12. Totals											1	43

ANNUAL STATEMENT FOR THE YEAR 2025 OF THE NATIONWIDE INSURANCE COMPANY OF AMERICA

SCHEDULE P - PART 2R - SECTION 1 - PRODUCTS LIABILITY - OCCURRENCE

Years in Which Losses Were Incurred	INCURRED NET LOSSES AND DEFENSE AND COST CONTAINMENT EXPENSES REPORTED AT YEAR END (\$000 OMITTED)										DEVELOPMENT	
	1 2016	2 2017	3 2018	4 2019	5 2020	6 2021	7 2022	8 2023	9 2024	10 2025	11 One Year	12 Two Year
1. Prior.....	15,447	15,802	16,054	16,319	16,379	16,858	17,037	17,768	18,157	18,924	767	1,156
2. 2016.....	642	634	645	613	657	641	578	577	595	585	(10)	8
3. 2017.....	XXX	651	648	603	606	583	563	553	596	560	(36)	7
4. 2018.....	XXX	XXX	659	632	678	648	614	598	617	628	10	29
5. 2019.....	XXX	XXX	XXX	769	759	743	774	742	739	777	38	36
6. 2020.....	XXX	XXX	XXX	XXX	781	746	685	648	687	733	46	84
7. 2021.....	XXX	XXX	XXX	XXX	XXX	734	713	723	740	757	17	34
8. 2022.....	XXX	XXX	XXX	XXX	XXX	XXX	781	693	713	694	(20)	1
9. 2023.....	XXX	XXX	XXX	XXX	XXX	XXX	XXX	580	764	755	(8)	175
10. 2024.....	XXX	XXX	XXX	XXX	XXX	XXX	XXX	XXX	679	582	(98)	XXX
11. 2025.....	XXX	XXX	XXX	XXX	XXX	XXX	XXX	XXX	XXX	464	XXX	XXX
12. Totals											707	1,529

SCHEDULE P - PART 2R - SECTION 2 - PRODUCTS LIABILITY - CLAIMS-MADE

1. Prior.....	(8)	1	1	(1)								1
2. 2016.....												
3. 2017.....	XXX											
4. 2018.....	XXX	XXX										
5. 2019.....	XXX	XXX	XXX									
6. 2020.....	XXX	XXX	XXX	XXX								
7. 2021.....	XXX	XXX	XXX	XXX	XXX	1	1	1	1	1		
8. 2022.....	XXX	XXX	XXX	XXX	XXX	XXX	61	86	77	78	1	(8)
9. 2023.....	XXX	XXX	XXX	XXX	XXX	XXX	XXX	1	(38)	(36)	2	(37)
10. 2024.....	XXX	XXX	XXX	XXX	XXX	XXX	XXX	XXX	62	70	8	XXX
11. 2025.....	XXX	XXX	XXX	XXX	XXX	XXX	XXX	XXX	XXX	121	XXX	XXX
12. Totals											12	(44)

SCHEDULE P - PART 2S - FINANCIAL GUARANTY/MORTGAGE GUARANTY

1. Prior.....												
2. 2016.....												
3. 2017.....	XXX											
4. 2018.....	XXX	XXX										
5. 2019.....	XXX	XXX	XXX			(1)	(1)	(1)				1
6. 2020.....	XXX	XXX	XXX	XXX		(4)	(4)	(4)				4
7. 2021.....	XXX	XXX	XXX	XXX	XXX							
8. 2022.....	XXX	XXX	XXX	XXX	XXX	XXX						
9. 2023.....	XXX	XXX	XXX	XXX	XXX	XXX	XXX					
10. 2024.....	XXX	XXX	XXX	XXX	XXX	XXX	XXX	XXX				XXX
11. 2025.....	XXX	XXX	XXX	XXX	XXX	XXX	XXX	XXX	XXX		XXX	XXX
12. Totals												6

SCHEDULE P - PART 2T - WARRANTY

1. Prior.....	(13)	1	1	1	1	1	1	1	1	1	1	
2. 2016.....	54	30	48	48	48	48	48	48	48	48	48	
3. 2017.....	XXX	52	22	45	45	45	45	45	45	45	45	
4. 2018.....	XXX	XXX	57	34	41	41	41	41	41	41	41	
5. 2019.....	XXX	XXX	XXX	41	33	42	42	42	42	42	42	
6. 2020.....	XXX	XXX	XXX	XXX	49	43	(44)	(44)	(44)	(44)	(44)	
7. 2021.....	XXX	XXX	XXX	XXX	XXX	70	152	151	151	151	151	
8. 2022.....	XXX	XXX	XXX	XXX	XXX	XXX	117	114	114	114	114	
9. 2023.....	XXX	XXX	XXX	XXX	XXX	XXX	XXX	156	160	160	160	5
10. 2024.....	XXX	XXX	XXX	XXX	XXX	XXX	XXX	XXX	125	159	33	XXX
11. 2025.....	XXX	XXX	XXX	XXX	XXX	XXX	XXX	XXX	XXX	39	XXX	XXX
12. Totals											33	5

SCHEDULE P - PART 2U - PET INSURANCE PLANS

1. Prior.....	55	64	52	60	57	56	59	59	60	61	1	1
2. 2016.....	1,984	2,006	2,011	2,009	2,010	2,008	2,008	2,008	2,008	2,008		
3. 2017.....	XXX	2,625	2,569	2,568	2,568	2,565	2,564	2,565	2,564	2,564		(1)
4. 2018.....	XXX	XXX	3,126	3,094	3,091	3,087	3,086	3,086	3,087	3,086	(1)	
5. 2019.....	XXX	XXX	XXX	3,658	3,657	3,648	3,645	3,643	3,644	3,644	1	1
6. 2020.....	XXX	XXX	XXX	XXX	4,627	4,665	4,657	4,654	4,655	4,655		1
7. 2021.....	XXX	XXX	XXX	XXX	XXX	5,948	5,852	5,851	5,852	5,854	2	3
8. 2022.....	XXX	XXX	XXX	XXX	XXX	XXX	6,420	6,425	6,422	6,424	2	(1)
9. 2023.....	XXX	XXX	XXX	XXX	XXX	XXX	XXX	7,307	7,238	7,238		(69)
10. 2024.....	XXX	XXX	XXX	XXX	XXX	XXX	XXX	XXX	7,665	7,599	(67)	XXX
11. 2025.....	XXX	XXX	XXX	XXX	XXX	XXX	XXX	XXX	XXX	7,078	XXX	XXX
12. Totals											(62)	(65)

ANNUAL STATEMENT FOR THE YEAR 2025 OF THE NATIONWIDE INSURANCE COMPANY OF AMERICA

SCHEDULE P - PART 3A - HOMEOWNERS/FAROWNERS

Years in Which Losses Were Incurred	CUMULATIVE PAID NET LOSSES AND DEFENSE AND COST CONTAINMENT EXPENSES REPORTED AT YEAR END (\$000 OMITTED)										11 Number of Claims Closed With Loss Payment	12 Number of Claims Closed Without Loss Payment
	1	2	3	4	5	6	7	8	9	10		
	2016	2017	2018	2019	2020	2021	2022	2023	2024	2025		
1. Prior.....	000.....	941.....	1,516.....	1,863.....	2,025.....	2,127.....	2,206.....	2,240.....	2,257.....	2,259.....	66.....	8.....
2. 2016.....	16,955.....	21,426.....	22,117.....	22,392.....	22,511.....	22,585.....	22,645.....	22,669.....	22,675.....	22,680.....	1,770.....	224.....
3. 2017.....	XXX.....	25,144.....	33,817.....	34,417.....	33,864.....	34,204.....	34,025.....	34,002.....	34,025.....	34,051.....	1,857.....	372.....
4. 2018.....	XXX.....	XXX.....	20,723.....	26,113.....	27,175.....	27,636.....	27,873.....	27,973.....	28,025.....	28,056.....	1,767.....	223.....
5. 2019.....	XXX.....	XXX.....	XXX.....	18,337.....	23,812.....	24,709.....	24,944.....	25,128.....	25,218.....	25,259.....	1,534.....	203.....
6. 2020.....	XXX.....	XXX.....	XXX.....	XXX.....	23,205.....	29,309.....	28,828.....	29,594.....	29,829.....	29,904.....	1,746.....	255.....
7. 2021.....	XXX.....	XXX.....	XXX.....	XXX.....	XXX.....	19,325.....	25,835.....	27,084.....	27,601.....	27,545.....	1,482.....	259.....
8. 2022.....	XXX.....	XXX.....	XXX.....	XXX.....	XXX.....	XXX.....	21,518.....	29,474.....	30,733.....	31,214.....	1,463.....	262.....
9. 2023.....	XXX.....	XXX.....	XXX.....	XXX.....	XXX.....	XXX.....	XXX.....	25,331.....	32,219.....	33,504.....	1,477.....	306.....
10. 2024.....	XXX.....	XXX.....	XXX.....	XXX.....	XXX.....	XXX.....	XXX.....	XXX.....	19,403.....	24,763.....	1,118.....	237.....
11. 2025.....	XXX.....	XXX.....	XXX.....	XXX.....	XXX.....	XXX.....	XXX.....	XXX.....	XXX.....	13,235.....	615.....	108.....

SCHEDULE P - PART 3B - PRIVATE PASSENGER AUTO LIABILITY/MEDICAL

1. Prior.....	000.....	7,518.....	10,931.....	12,384.....	12,921.....	13,383.....	13,613.....	13,765.....	14,142.....	14,236.....	300.....	50.....
2. 2016.....	13,692.....	24,310.....	28,869.....	30,917.....	31,761.....	32,185.....	32,488.....	32,571.....	32,619.....	32,637.....	4,130.....	3,349.....
3. 2017.....	XXX.....	12,753.....	22,139.....	26,072.....	28,076.....	29,110.....	29,711.....	29,885.....	29,971.....	30,001.....	3,718.....	2,963.....
4. 2018.....	XXX.....	XXX.....	10,634.....	18,561.....	22,116.....	23,933.....	25,022.....	25,420.....	25,644.....	25,710.....	3,045.....	2,443.....
5. 2019.....	XXX.....	XXX.....	XXX.....	9,026.....	17,066.....	20,592.....	22,486.....	23,351.....	23,706.....	23,849.....	2,580.....	2,154.....
6. 2020.....	XXX.....	XXX.....	XXX.....	XXX.....	6,778.....	12,939.....	15,738.....	17,003.....	17,657.....	17,901.....	1,758.....	1,663.....
7. 2021.....	XXX.....	XXX.....	XXX.....	XXX.....	XXX.....	7,509.....	14,917.....	18,228.....	19,739.....	20,472.....	1,785.....	1,946.....
8. 2022.....	XXX.....	XXX.....	XXX.....	XXX.....	XXX.....	XXX.....	8,182.....	16,018.....	19,506.....	21,186.....	1,702.....	1,978.....
9. 2023.....	XXX.....	XXX.....	XXX.....	XXX.....	XXX.....	XXX.....	XXX.....	8,256.....	15,440.....	18,882.....	1,529.....	1,787.....
10. 2024.....	XXX.....	XXX.....	XXX.....	XXX.....	XXX.....	XXX.....	XXX.....	XXX.....	6,799.....	12,333.....	1,087.....	1,243.....
11. 2025.....	XXX.....	XXX.....	XXX.....	XXX.....	XXX.....	XXX.....	XXX.....	XXX.....	XXX.....	5,006.....	592.....	881.....

SCHEDULE P - PART 3C - COMMERCIAL AUTO/TRUCK LIABILITY/MEDICAL

1. Prior.....	000.....	4,976.....	8,472.....	10,538.....	11,236.....	11,540.....	11,723.....	11,844.....	11,838.....	11,890.....	81.....	1.....
2. 2016.....	1,973.....	4,441.....	7,141.....	9,317.....	10,441.....	10,932.....	11,318.....	11,477.....	11,528.....	11,552.....	494.....	313.....
3. 2017.....	XXX.....	1,936.....	4,714.....	7,064.....	8,829.....	9,842.....	10,614.....	10,912.....	10,998.....	11,042.....	466.....	299.....
4. 2018.....	XXX.....	XXX.....	1,769.....	4,400.....	6,832.....	8,352.....	9,337.....	9,875.....	10,128.....	10,252.....	397.....	247.....
5. 2019.....	XXX.....	XXX.....	XXX.....	1,621.....	4,351.....	6,584.....	8,125.....	9,303.....	9,795.....	9,962.....	330.....	212.....
6. 2020.....	XXX.....	XXX.....	XXX.....	XXX.....	1,240.....	3,222.....	5,061.....	6,529.....	7,379.....	7,665.....	216.....	146.....
7. 2021.....	XXX.....	XXX.....	XXX.....	XXX.....	XXX.....	1,371.....	3,753.....	5,888.....	7,742.....	8,516.....	214.....	161.....
8. 2022.....	XXX.....	XXX.....	XXX.....	XXX.....	XXX.....	XXX.....	1,494.....	3,909.....	6,115.....	7,603.....	193.....	154.....
9. 2023.....	XXX.....	XXX.....	XXX.....	XXX.....	XXX.....	XXX.....	XXX.....	1,361.....	3,511.....	5,426.....	152.....	123.....
10. 2024.....	XXX.....	XXX.....	XXX.....	XXX.....	XXX.....	XXX.....	XXX.....	XXX.....	739.....	2,020.....	79.....	67.....
11. 2025.....	XXX.....	XXX.....	XXX.....	XXX.....	XXX.....	XXX.....	XXX.....	XXX.....	XXX.....	489.....	41.....	41.....

**SCHEDULE P - PART 3D - WORKERS' COMPENSATION
(EXCLUDING EXCESS WORKERS' COMPENSATION)**

1. Prior.....	000.....	1,134.....	1,944.....	2,507.....	2,833.....	3,141.....	3,410.....	3,596.....	3,758.....	3,893.....	99.....	9.....
2. 2016.....	670.....	1,414.....	1,817.....	2,047.....	2,148.....	2,235.....	2,292.....	2,349.....	2,378.....	2,397.....	254.....	102.....
3. 2017.....	XXX.....	647.....	1,356.....	1,705.....	1,913.....	2,037.....	2,078.....	2,107.....	2,126.....	2,142.....	219.....	94.....
4. 2018.....	XXX.....	XXX.....	565.....	1,178.....	1,474.....	1,659.....	1,741.....	1,803.....	1,845.....	1,871.....	184.....	60.....
5. 2019.....	XXX.....	XXX.....	XXX.....	546.....	1,119.....	1,385.....	1,555.....	1,661.....	1,720.....	1,755.....	162.....	52.....
6. 2020.....	XXX.....	XXX.....	XXX.....	XXX.....	459.....	946.....	1,202.....	1,387.....	1,496.....	1,564.....	118.....	45.....
7. 2021.....	XXX.....	XXX.....	XXX.....	XXX.....	XXX.....	526.....	1,085.....	1,381.....	1,564.....	1,668.....	128.....	51.....
8. 2022.....	XXX.....	XXX.....	XXX.....	XXX.....	XXX.....	XXX.....	447.....	1,066.....	1,374.....	1,549.....	131.....	59.....
9. 2023.....	XXX.....	XXX.....	XXX.....	XXX.....	XXX.....	XXX.....	XXX.....	541.....	1,164.....	1,585.....	130.....	56.....
10. 2024.....	XXX.....	XXX.....	XXX.....	XXX.....	XXX.....	XXX.....	XXX.....	XXX.....	533.....	1,292.....	121.....	47.....
11. 2025.....	XXX.....	XXX.....	XXX.....	XXX.....	XXX.....	XXX.....	XXX.....	XXX.....	XXX.....	592.....	90.....	42.....

SCHEDULE P - PART 3E - COMMERCIAL MULTIPLE PERIL

1. Prior.....	000.....	5,799.....	10,240.....	13,118.....	14,651.....	15,722.....	16,739.....	17,382.....	17,964.....	18,506.....	271.....	25.....
2. 2016.....	5,680.....	8,730.....	10,575.....	12,217.....	13,256.....	13,852.....	14,435.....	14,745.....	15,030.....	15,234.....	368.....	302.....
3. 2017.....	XXX.....	7,884.....	11,718.....	13,614.....	15,102.....	16,302.....	16,927.....	17,498.....	17,771.....	17,968.....	354.....	260.....
4. 2018.....	XXX.....	XXX.....	7,133.....	11,283.....	13,134.....	14,504.....	15,574.....	16,419.....	16,834.....	17,198.....	332.....	207.....
5. 2019.....	XXX.....	XXX.....	XXX.....	6,409.....	9,712.....	11,337.....	12,638.....	13,591.....	14,200.....	14,579.....	278.....	173.....
6. 2020.....	XXX.....	XXX.....	XXX.....	XXX.....	8,110.....	12,009.....	12,894.....	14,357.....	15,332.....	15,980.....	262.....	134.....
7. 2021.....	XXX.....	XXX.....	XXX.....	XXX.....	XXX.....	8,228.....	11,971.....	13,954.....	15,617.....	16,693.....	263.....	128.....
8. 2022.....	XXX.....	XXX.....	XXX.....	XXX.....	XXX.....	XXX.....	7,659.....	12,938.....	15,022.....	16,774.....	267.....	126.....
9. 2023.....	XXX.....	XXX.....	XXX.....	XXX.....	XXX.....	XXX.....	XXX.....	6,936.....	10,618.....	12,609.....	202.....	97.....
10. 2024.....	XXX.....	XXX.....	XXX.....	XXX.....	XXX.....	XXX.....	XXX.....	XXX.....	3,488.....	5,278.....	90.....	48.....
11. 2025.....	XXX.....	XXX.....	XXX.....	XXX.....	XXX.....	XXX.....	XXX.....	XXX.....	XXX.....	2,377.....	33.....	19.....

ANNUAL STATEMENT FOR THE YEAR 2025 OF THE NATIONWIDE INSURANCE COMPANY OF AMERICA
SCHEDULE P - PART 3F - SECTION 1 - MEDICAL PROFESSIONAL LIABILITY - OCCURRENCE

Years in Which Losses Were Incurred	CUMULATIVE PAID NET LOSSES AND DEFENSE AND COST CONTAINMENT EXPENSES REPORTED AT YEAR END (\$000 OMITTED)										11 Number of Claims Closed With Loss Payment	12 Number of Claims Closed Without Loss Payment	
	1	2	3	4	5	6	7	8	9	10			
	2016	2017	2018	2019	2020	2021	2022	2023	2024	2025			
1. Prior.....	000.....	7.....	9.....	9.....	9.....	9.....	9.....	9.....	9.....	9.....	9.....		
2. 2016.....													
3. 2017.....	XXX.....		11.....	13.....	15.....	19.....	19.....	19.....	19.....	19.....	19.....		
4. 2018.....	XXX.....	XXX.....		4.....	14.....	17.....	18.....	20.....	23.....	23.....	23.....		
5. 2019.....	XXX.....	XXX.....	XXX.....										
6. 2020.....	XXX.....	XXX.....	XXX.....	XXX.....				1.....	2.....	2.....	2.....		
7. 2021.....	XXX.....	XXX.....	XXX.....	XXX.....	XXX.....								
8. 2022.....	XXX.....	XXX.....	XXX.....	XXX.....	XXX.....	XXX.....							
9. 2023.....	XXX.....	XXX.....	XXX.....	XXX.....	XXX.....	XXX.....	XXX.....		(1).....	(1).....	(1).....		
10. 2024.....	XXX.....	XXX.....	XXX.....	XXX.....	XXX.....	XXX.....	XXX.....	XXX.....					
11. 2025.....	XXX.....	XXX.....	XXX.....	XXX.....	XXX.....	XXX.....	XXX.....	XXX.....	XXX.....	XXX.....	XXX.....		

SCHEDULE P - PART 3F - SECTION 2 - MEDICAL PROFESSIONAL LIABILITY - CLAIMS-MADE

1. Prior.....	000.....	21.....	38.....	39.....	39.....	39.....	40.....	45.....	45.....	45.....	45.....		
2. 2016.....	2.....	10.....	34.....	34.....	34.....	35.....	38.....	38.....	38.....	38.....	38.....		
3. 2017.....	XXX.....	1.....	7.....	29.....	30.....	30.....	30.....	31.....	31.....	31.....	31.....		
4. 2018.....	XXX.....	XXX.....		2.....	3.....	3.....	3.....	3.....	4.....	4.....	4.....		
5. 2019.....	XXX.....	XXX.....	XXX.....	5.....	7.....	8.....	11.....	11.....	12.....	12.....	14.....		
6. 2020.....	XXX.....	XXX.....	XXX.....	XXX.....					3.....	3.....	9.....		
7. 2021.....	XXX.....	XXX.....	XXX.....	XXX.....	XXX.....				5.....	5.....	33.....		
8. 2022.....	XXX.....	XXX.....	XXX.....	XXX.....	XXX.....	XXX.....			40.....	40.....	106.....		
9. 2023.....	XXX.....	XXX.....	XXX.....	XXX.....	XXX.....	XXX.....	XXX.....		51.....	51.....	80.....		
10. 2024.....	XXX.....	XXX.....	XXX.....	XXX.....	XXX.....	XXX.....	XXX.....	XXX.....			124.....		
11. 2025.....	XXX.....	XXX.....	XXX.....	XXX.....	XXX.....	XXX.....	XXX.....	XXX.....	XXX.....	XXX.....	XXX.....		

**SCHEDULE P - PART 3G - SPECIAL LIABILITY (OCEAN MARINE, AIRCRAFT (ALL PERILS),
BOILER AND MACHINERY)**

1. Prior.....	000.....	22.....	41.....	48.....	49.....	50.....	65.....	67.....	68.....	67.....	XXX.....	XXX.....
2. 2016.....	50.....	86.....	95.....	104.....	110.....	113.....	113.....	113.....	114.....	114.....	XXX.....	XXX.....
3. 2017.....	XXX.....	26.....	72.....	87.....	99.....	109.....	111.....	112.....	112.....	112.....	XXX.....	XXX.....
4. 2018.....	XXX.....	XXX.....	26.....	47.....	63.....	82.....	91.....	93.....	101.....	101.....	XXX.....	XXX.....
5. 2019.....	XXX.....	XXX.....	XXX.....	36.....	75.....	86.....	107.....	138.....	139.....	145.....	XXX.....	XXX.....
6. 2020.....	XXX.....	XXX.....	XXX.....	XXX.....	41.....	106.....	124.....	138.....	142.....	169.....	XXX.....	XXX.....
7. 2021.....	XXX.....	XXX.....	XXX.....	XXX.....	XXX.....	149.....	272.....	343.....	359.....	376.....	XXX.....	XXX.....
8. 2022.....	XXX.....	XXX.....	XXX.....	XXX.....	XXX.....	XXX.....	108.....	217.....	261.....	269.....	XXX.....	XXX.....
9. 2023.....	XXX.....	XXX.....	XXX.....	XXX.....	XXX.....	XXX.....	XXX.....	112.....	198.....	240.....	XXX.....	XXX.....
10. 2024.....	XXX.....	XXX.....	XXX.....	XXX.....	XXX.....	XXX.....	XXX.....	XXX.....	83.....	128.....	XXX.....	XXX.....
11. 2025.....	XXX.....	XXX.....	XXX.....	XXX.....	XXX.....	XXX.....	XXX.....	XXX.....	XXX.....	33.....	XXX.....	XXX.....

SCHEDULE P - PART 3H - SECTION 1 - OTHER LIABILITY - OCCURRENCE

1. Prior.....	000.....	6,025.....	11,129.....	14,728.....	16,821.....	17,980.....	20,422.....	21,885.....	22,621.....	23,497.....	248.....	2.....
2. 2016.....	521.....	1,777.....	3,472.....	5,535.....	6,621.....	7,221.....	8,045.....	8,566.....	8,770.....	9,081.....	111.....	128.....
3. 2017.....	XXX.....	474.....	1,743.....	3,352.....	4,719.....	6,187.....	7,043.....	7,699.....	8,243.....	8,896.....	112.....	121.....
4. 2018.....	XXX.....	XXX.....	439.....	2,078.....	3,516.....	4,753.....	5,938.....	7,230.....	7,708.....	8,190.....	98.....	103.....
5. 2019.....	XXX.....	XXX.....	XXX.....	418.....	1,719.....	2,980.....	4,455.....	5,769.....	6,466.....	7,050.....	93.....	98.....
6. 2020.....	XXX.....	XXX.....	XXX.....	XXX.....	380.....	1,692.....	3,257.....	4,465.....	5,629.....	6,353.....	72.....	72.....
7. 2021.....	XXX.....	XXX.....	XXX.....	XXX.....	XXX.....	368.....	2,141.....	3,855.....	5,965.....	7,598.....	74.....	71.....
8. 2022.....	XXX.....	XXX.....	XXX.....	XXX.....	XXX.....	XXX.....	448.....	1,995.....	4,018.....	6,259.....	71.....	67.....
9. 2023.....	XXX.....	XXX.....	XXX.....	XXX.....	XXX.....	XXX.....	XXX.....	506.....	1,808.....	4,008.....	54.....	57.....
10. 2024.....	XXX.....	XXX.....	XXX.....	XXX.....	XXX.....	XXX.....	XXX.....	XXX.....	367.....	1,469.....	29.....	37.....
11. 2025.....	XXX.....	XXX.....	XXX.....	XXX.....	XXX.....	XXX.....	XXX.....	XXX.....	XXX.....	322.....	12.....	19.....

SCHEDULE P - PART 3H - SECTION 2 - OTHER LIABILITY - CLAIMS-MADE

1. Prior.....	000.....	860.....	1,550.....	1,848.....	2,025.....	2,235.....	2,424.....	2,493.....	2,489.....	2,632.....	3.....	
2. 2016.....	178.....	883.....	1,382.....	1,663.....	1,776.....	1,888.....	1,949.....	2,098.....	2,110.....	2,132.....	7.....	3.....
3. 2017.....	XXX.....	217.....	1,039.....	1,604.....	2,170.....	2,424.....	2,599.....	2,738.....	2,895.....	3,072.....	7.....	3.....
4. 2018.....	XXX.....	XXX.....	318.....	1,247.....	2,007.....	2,431.....	2,869.....	3,306.....	3,678.....	3,890.....	9.....	4.....
5. 2019.....	XXX.....	XXX.....	XXX.....	357.....	1,259.....	1,914.....	2,545.....	2,957.....	3,645.....	3,778.....	9.....	4.....
6. 2020.....	XXX.....	XXX.....	XXX.....	XXX.....	418.....	1,304.....	2,216.....	2,952.....	3,590.....	4,206.....	10.....	4.....
7. 2021.....	XXX.....	XXX.....	XXX.....	XXX.....	XXX.....	391.....	1,273.....	2,049.....	2,924.....	3,271.....	9.....	4.....
8. 2022.....	XXX.....	XXX.....	XXX.....	XXX.....	XXX.....	XXX.....	337.....	1,384.....	2,267.....	3,289.....	8.....	5.....
9. 2023.....	XXX.....	XXX.....	XXX.....	XXX.....	XXX.....	XXX.....	XXX.....	344.....	1,461.....	2,857.....	7.....	8.....
10. 2024.....	XXX.....	XXX.....	XXX.....	XXX.....	XXX.....	XXX.....	XXX.....	XXX.....	299.....	1,803.....	5.....	5.....
11. 2025.....	XXX.....	XXX.....	XXX.....	XXX.....	XXX.....	XXX.....	XXX.....	XXX.....	XXX.....	387.....	1.....	1.....

**ANNUAL STATEMENT FOR THE YEAR 2025 OF THE NATIONWIDE INSURANCE COMPANY OF AMERICA
SCHEDULE P - PART 3I - SPECIAL PROPERTY (FIRE, ALLIED LINES, INLAND MARINE,
EARTHQUAKE, BURGLARY, AND THEFT)**

Years in Which Losses Were Incurred	CUMULATIVE PAID NET LOSSES AND DEFENSE AND COST CONTAINMENT EXPENSES REPORTED AT YEAR END (\$000 OMITTED)										11 Number of Claims Closed With Loss Payment	12 Number of Claims Closed Without Loss Payment
	1	2	3	4	5	6	7	8	9	10		
	2016	2017	2018	2019	2020	2021	2022	2023	2024	2025		
1. Prior	000	283	392	414	435	459	461	482	519	546	XXX	XXX
2. 2016	4,017	5,331	5,486	5,535	5,555	5,561	5,571	5,570	5,572	5,571	XXX	XXX
3. 2017	XXX	4,374	6,307	6,842	7,061	7,169	7,151	7,218	7,213	7,273	XXX	XXX
4. 2018	XXX	XXX	3,387	4,764	4,942	5,015	5,037	5,047	5,050	5,049	XXX	XXX
5. 2019	XXX	XXX	XXX	2,939	4,045	4,201	4,284	4,300	4,305	4,306	XXX	XXX
6. 2020	XXX	XXX	XXX	XXX	3,806	5,334	5,511	5,897	5,988	6,011	XXX	XXX
7. 2021	XXX	XXX	XXX	XXX	XXX	3,661	5,248	5,664	5,896	6,118	XXX	XXX
8. 2022	XXX	XXX	XXX	XXX	XXX	XXX	3,469	5,249	5,604	5,786	XXX	XXX
9. 2023	XXX	XXX	XXX	XXX	XXX	XXX	XXX	3,627	5,024	5,404	XXX	XXX
10. 2024	XXX	XXX	XXX	XXX	XXX	XXX	XXX	XXX	3,064	4,352	XXX	XXX
11. 2025	XXX	XXX	XXX	XXX	XXX	XXX	XXX	XXX	XXX	2,838	XXX	XXX

SCHEDULE P - PART 3J - AUTO PHYSICAL DAMAGE

1. Prior	000	22	43	46	40	21	7	1	(16)	(21)		
2. 2016	21,468	22,822	22,785	22,789	22,794	22,797	22,800	22,799	22,798	22,797	15,434	3,361
3. 2017	XXX	20,616	21,735	21,714	21,716	21,716	21,706	21,705	21,703	21,702	14,090	2,521
4. 2018	XXX	XXX	18,127	19,275	19,245	19,252	19,256	19,261	19,262	19,263	12,358	1,758
5. 2019	XXX	XXX	XXX	17,139	18,208	18,192	18,188	18,194	18,203	18,201	11,145	1,559
6. 2020	XXX	XXX	XXX	XXX	14,404	15,124	15,118	15,121	15,113	15,101	8,624	1,121
7. 2021	XXX	XXX	XXX	XXX	XXX	16,889	18,597	18,553	18,546	18,541	8,832	1,229
8. 2022	XXX	XXX	XXX	XXX	XXX	XXX	19,429	21,501	21,425	21,413	8,432	1,234
9. 2023	XXX	XXX	XXX	XXX	XXX	XXX	XXX	18,826	20,118	20,082	7,484	1,089
10. 2024	XXX	XXX	XXX	XXX	XXX	XXX	XXX	XXX	13,607	14,215	5,499	736
11. 2025	XXX	XXX	XXX	XXX	XXX	XXX	XXX	XXX	XXX	9,581	3,868	485

SCHEDULE P - PART 3K - FIDELITY/SURETY

1. Prior	000	(1)	(3)	(2)	(3)	(3)	(2)	(2)	(2)	(3)	XXX	XXX
2. 2016	22	32	56	56	55	52	54	52	52	52	XXX	XXX
3. 2017	XXX	31	55	55	113	167	220	236	237	238	XXX	XXX
4. 2018	XXX	XXX	7	20	68	77	100	97	95	94	XXX	XXX
5. 2019	XXX	XXX	XXX	8	(67)	(117)	(160)	(177)	(181)	(187)	XXX	XXX
6. 2020	XXX	XXX	XXX	XXX	8	38	73	69	71	69	XXX	XXX
7. 2021	XXX	XXX	XXX	XXX	XXX	10	73	53	73	83	XXX	XXX
8. 2022	XXX	XXX	XXX	XXX	XXX	XXX	16	106	124	136	XXX	XXX
9. 2023	XXX	XXX	XXX	XXX	XXX	XXX	XXX	90	241	425	XXX	XXX
10. 2024	XXX	XXX	XXX	XXX	XXX	XXX	XXX	XXX	78	187	XXX	XXX
11. 2025	XXX	XXX	XXX	XXX	XXX	XXX	XXX	XXX	XXX	60	XXX	XXX

SCHEDULE P - PART 3L - OTHER (INCLUDING CREDIT, ACCIDENT AND HEALTH)

1. Prior	000	(45)	(53)	(49)	(42)	(44)	(44)	(43)	(42)	(45)	XXX	XXX
2. 2016	1,429	1,320	1,312	1,312	1,308	1,313	1,314	1,314	1,314	1,315	XXX	XXX
3. 2017	XXX	986	785	776	772	770	769	769	769	769	XXX	XXX
4. 2018	XXX	XXX	1,964	1,283	1,196	1,183	1,187	1,188	1,188	1,188	XXX	XXX
5. 2019	XXX	XXX	XXX	2,675	2,360	2,215	2,205	2,201	2,201	2,203	XXX	XXX
6. 2020	XXX	XXX	XXX	XXX	2,193	2,137	1,987	1,985	1,979	1,978	XXX	XXX
7. 2021	XXX	XXX	XXX	XXX	XXX	1,955	1,955	1,910	1,915	1,911	XXX	XXX
8. 2022	XXX	XXX	XXX	XXX	XXX	XXX	2,020	2,080	1,923	1,916	XXX	XXX
9. 2023	XXX	XXX	XXX	XXX	XXX	XXX	XXX	2,196	2,471	2,144	XXX	XXX
10. 2024	XXX	XXX	XXX	XXX	XXX	XXX	XXX	XXX	2,429	2,921	XXX	XXX
11. 2025	XXX	XXX	XXX	XXX	XXX	XXX	XXX	XXX	XXX	2,839	XXX	XXX

SCHEDULE P - PART 3M - INTERNATIONAL

1. Prior	000	(2)	(1)		1	4	8	19	19	35	XXX	XXX
2. 2016											XXX	XXX
3. 2017	XXX										XXX	XXX
4. 2018	XXX	XXX									XXX	XXX
5. 2019	XXX	XXX	XXX								XXX	XXX
6. 2020	XXX	XXX	XXX	XXX							XXX	XXX
7. 2021	XXX	XXX	XXX	XXX	XXX						XXX	XXX
8. 2022	XXX	XXX	XXX	XXX	XXX	XXX					XXX	XXX
9. 2023	XXX	XXX	XXX	XXX	XXX	XXX	XXX				XXX	XXX
10. 2024	XXX	XXX	XXX	XXX	XXX	XXX	XXX	XXX			XXX	XXX
11. 2025	XXX	XXX	XXX	XXX	XXX	XXX	XXX	XXX	XXX		XXX	XXX

**SCHEDULE P - PART 3N - REINSURANCE
NONPROPORTIONAL ASSUMED PROPERTY**

Years in Which Losses Were Incurred	CUMULATIVE PAID NET LOSSES AND DEFENSE AND COST CONTAINMENT EXPENSES REPORTED AT YEAR END (\$000 OMITTED)										11 Number of Claims Closed With Loss Payment	12 Number of Claims Closed Without Loss Payment	
	1	2	3	4	5	6	7	8	9	10			
	2016	2017	2018	2019	2020	2021	2022	2023	2024	2025			
1. Prior.....	000.....											XXX.....	XXX.....
2. 2016.....												XXX.....	XXX.....
3. 2017.....	XXX.....											XXX.....	XXX.....
4. 2018.....	XXX.....	XXX.....										XXX.....	XXX.....
5. 2019.....	XXX.....	XXX.....	XXX.....									XXX.....	XXX.....
6. 2020.....	XXX.....	XXX.....	XXX.....	XXX.....						2.....	5.....	XXX.....	XXX.....
7. 2021.....	XXX.....	XXX.....	XXX.....	XXX.....	XXX.....					10.....	15.....	XXX.....	XXX.....
8. 2022.....	XXX.....	XXX.....	XXX.....	XXX.....	XXX.....	XXX.....				18.....	14.....	XXX.....	XXX.....
9. 2023.....	XXX.....	XXX.....	XXX.....	XXX.....	XXX.....	XXX.....	XXX.....	40.....		67.....	48.....	XXX.....	XXX.....
10. 2024.....	XXX.....	XXX.....	XXX.....	XXX.....	XXX.....	XXX.....	XXX.....	XXX.....	XXX.....	4.....	32.....	XXX.....	XXX.....
11. 2025.....	XXX.....	XXX.....	XXX.....	XXX.....	XXX.....	XXX.....	XXX.....	XXX.....	XXX.....	XXX.....	23.....	XXX.....	XXX.....

**SCHEDULE P - PART 3O - REINSURANCE
NONPROPORTIONAL ASSUMED LIABILITY**

1. Prior.....	000.....	2.....	7.....	9.....	(37).....	(36).....	(35).....	(30).....	(36).....	(34).....	XXX.....	XXX.....	
2. 2016.....											XXX.....	XXX.....	
3. 2017.....	XXX.....										XXX.....	XXX.....	
4. 2018.....	XXX.....	XXX.....									XXX.....	XXX.....	
5. 2019.....	XXX.....	XXX.....	XXX.....							3.....	XXX.....	XXX.....	
6. 2020.....	XXX.....	XXX.....	XXX.....	XXX.....						6.....	12.....	XXX.....	XXX.....
7. 2021.....	XXX.....	XXX.....	XXX.....	XXX.....	XXX.....					17.....	11.....	XXX.....	XXX.....
8. 2022.....	XXX.....	XXX.....	XXX.....	XXX.....	XXX.....	XXX.....				6.....	9.....	XXX.....	XXX.....
9. 2023.....	XXX.....	XXX.....	XXX.....	XXX.....	XXX.....	XXX.....	XXX.....			1.....	3.....	XXX.....	XXX.....
10. 2024.....	XXX.....	XXX.....	XXX.....	XXX.....	XXX.....	XXX.....	XXX.....	XXX.....	XXX.....	1.....	12.....	XXX.....	XXX.....
11. 2025.....	XXX.....	XXX.....	XXX.....	XXX.....	XXX.....	XXX.....	XXX.....	XXX.....	XXX.....	XXX.....	XXX.....	XXX.....	XXX.....

**SCHEDULE P - PART 3P - REINSURANCE
NONPROPORTIONAL ASSUMED FINANCIAL LINES**

1. Prior.....	000.....										43.....	XXX.....	XXX.....
2. 2016.....												XXX.....	XXX.....
3. 2017.....	XXX.....		(1).....	(32).....	(32).....	(32).....	(32).....					XXX.....	XXX.....
4. 2018.....	XXX.....	XXX.....										XXX.....	XXX.....
5. 2019.....	XXX.....	XXX.....	XXX.....									XXX.....	XXX.....
6. 2020.....	XXX.....	XXX.....	XXX.....	XXX.....								XXX.....	XXX.....
7. 2021.....	XXX.....	XXX.....	XXX.....	XXX.....	XXX.....							XXX.....	XXX.....
8. 2022.....	XXX.....	XXX.....	XXX.....	XXX.....	XXX.....	XXX.....						XXX.....	XXX.....
9. 2023.....	XXX.....	XXX.....	XXX.....	XXX.....	XXX.....	XXX.....	XXX.....	XXX.....				XXX.....	XXX.....
10. 2024.....	XXX.....	XXX.....	XXX.....	XXX.....	XXX.....	XXX.....	XXX.....	XXX.....	XXX.....			XXX.....	XXX.....
11. 2025.....	XXX.....	XXX.....	XXX.....	XXX.....	XXX.....	XXX.....	XXX.....	XXX.....	XXX.....	XXX.....		XXX.....	XXX.....

ANNUAL STATEMENT FOR THE YEAR 2025 OF THE NATIONWIDE INSURANCE COMPANY OF AMERICA
SCHEDULE P - PART 3R - SECTION 1 - PRODUCTS LIABILITY - OCCURRENCE

Years in Which Losses Were Incurred	CUMULATIVE PAID NET LOSSES AND DEFENSE AND COST CONTAINMENT EXPENSES REPORTED AT YEAR END (\$000 OMITTED)										11 Number of Claims Closed With Loss Payment	12 Number of Claims Closed Without Loss Payment
	1	2	3	4	5	6	7	8	9	10		
	2016	2017	2018	2019	2020	2021	2022	2023	2024	2025		
1. Prior.....	000.....	1,538.....	3,136.....	4,507.....	5,488.....	6,510.....	7,721.....	8,918.....	10,452.....	12,169.....	1,331.....	
2. 2016.....	66.....	173.....	239.....	299.....	345.....	405.....	448.....	470.....	498.....	515.....	10.....	15
3. 2017.....	XXX.....	68.....	136.....	195.....	236.....	307.....	375.....	421.....	476.....	481.....	11.....	18
4. 2018.....	XXX.....	XXX.....	33.....	133.....	180.....	278.....	350.....	396.....	428.....	463.....	9.....	12
5. 2019.....	XXX.....	XXX.....	XXX.....	69.....	172.....	223.....	300.....	435.....	491.....	556.....	13.....	13
6. 2020.....	XXX.....	XXX.....	XXX.....	XXX.....	54.....	138.....	190.....	273.....	330.....	419.....	9.....	11
7. 2021.....	XXX.....	XXX.....	XXX.....	XXX.....	XXX.....	56.....	156.....	240.....	313.....	398.....	8.....	10
8. 2022.....	XXX.....	XXX.....	XXX.....	XXX.....	XXX.....	XXX.....	76.....	213.....	281.....	372.....	9.....	8
9. 2023.....	XXX.....	XXX.....	XXX.....	XXX.....	XXX.....	XXX.....	XXX.....	43.....	212.....	313.....	4.....	6
10. 2024.....	XXX.....	XXX.....	XXX.....	XXX.....	XXX.....	XXX.....	XXX.....	XXX.....	30.....	115.....	3.....	8
11. 2025.....	XXX.....	XXX.....	XXX.....	XXX.....	XXX.....	XXX.....	XXX.....	XXX.....	XXX.....	43.....	1.....	2

SCHEDULE P - PART 3R - SECTION 2 - PRODUCTS LIABILITY - CLAIMS-MADE

1. Prior.....	000.....	1.....	1.....	(1).....								
2. 2016.....												
3. 2017.....	XXX.....											
4. 2018.....	XXX.....	XXX.....										
5. 2019.....	XXX.....	XXX.....	XXX.....									
6. 2020.....	XXX.....	XXX.....	XXX.....	XXX.....								
7. 2021.....	XXX.....	XXX.....	XXX.....	XXX.....	XXX.....		1.....	1.....	1.....	1.....		
8. 2022.....	XXX.....	XXX.....	XXX.....	XXX.....	XXX.....	XXX.....		10.....	72.....	76.....		
9. 2023.....	XXX.....	XXX.....	XXX.....	XXX.....	XXX.....	XXX.....	XXX.....		(39).....	(38).....		
10. 2024.....	XXX.....	XXX.....	XXX.....	XXX.....	XXX.....	XXX.....	XXX.....	XXX.....		19.....		
11. 2025.....	XXX.....	XXX.....	XXX.....	XXX.....	XXX.....	XXX.....	XXX.....	XXX.....	XXX.....	5.....		5

SCHEDULE P - PART 3S - FINANCIAL GUARANTY/MORTGAGE GUARANTY

1. Prior.....	000.....										XXX.....	XXX.....
2. 2016.....											XXX.....	XXX.....
3. 2017.....	XXX.....										XXX.....	XXX.....
4. 2018.....	XXX.....	XXX.....									XXX.....	XXX.....
5. 2019.....	XXX.....	XXX.....	XXX.....								XXX.....	XXX.....
6. 2020.....	XXX.....	XXX.....	XXX.....	XXX.....							XXX.....	XXX.....
7. 2021.....	XXX.....	XXX.....	XXX.....	XXX.....	XXX.....						XXX.....	XXX.....
8. 2022.....	XXX.....	XXX.....	XXX.....	XXX.....	XXX.....	XXX.....					XXX.....	XXX.....
9. 2023.....	XXX.....	XXX.....	XXX.....	XXX.....	XXX.....	XXX.....	XXX.....				XXX.....	XXX.....
10. 2024.....	XXX.....	XXX.....	XXX.....	XXX.....	XXX.....	XXX.....	XXX.....	XXX.....			XXX.....	XXX.....
11. 2025.....	XXX.....	XXX.....	XXX.....	XXX.....	XXX.....	XXX.....	XXX.....	XXX.....	XXX.....		XXX.....	XXX.....

SCHEDULE P - PART 3T - WARRANTY

1. Prior.....	000.....	1.....	1.....	1.....	1.....	1.....	1.....	1.....	1.....	1.....		
2. 2016.....	33.....	47.....	48.....	48.....	48.....	48.....	48.....	48.....	48.....	48.....		
3. 2017.....	XXX.....	32.....	45.....	45.....	45.....	45.....	45.....	45.....	45.....	45.....		
4. 2018.....	XXX.....	XXX.....	29.....	41.....	41.....	41.....	41.....	41.....	41.....	41.....		
5. 2019.....	XXX.....	XXX.....	XXX.....	28.....	42.....	42.....	42.....	42.....	42.....	42.....		
6. 2020.....	XXX.....	XXX.....	XXX.....	XXX.....	25.....	(43).....	(44).....	(44).....	(44).....	(44).....		
7. 2021.....	XXX.....	XXX.....	XXX.....	XXX.....	XXX.....	134.....	151.....	151.....	151.....	151.....		
8. 2022.....	XXX.....	XXX.....	XXX.....	XXX.....	XXX.....	XXX.....	79.....	114.....	114.....	114.....	17.....	
9. 2023.....	XXX.....	XXX.....	XXX.....	XXX.....	XXX.....	XXX.....	XXX.....	118.....	160.....	160.....	39.....	
10. 2024.....	XXX.....	XXX.....	XXX.....	XXX.....	XXX.....	XXX.....	XXX.....	XXX.....	119.....	157.....	40.....	
11. 2025.....	XXX.....	XXX.....	XXX.....	XXX.....	XXX.....	XXX.....	XXX.....	XXX.....	XXX.....	112.....	27.....	

SCHEDULE P - PART 3U - PET INSURANCE PLANS

1. Prior.....	000.....	26.....	38.....	46.....	52.....	55.....	57.....	59.....	60.....	61.....	XXX.....	XXX.....
2. 2016.....	1,721.....	1,974.....	1,991.....	1,998.....	2,003.....	2,004.....	2,005.....	2,006.....	2,007.....	2,008.....	XXX.....	XXX.....
3. 2017.....	XXX.....	2,177.....	2,524.....	2,546.....	2,554.....	2,557.....	2,559.....	2,561.....	2,563.....	2,563.....	XXX.....	XXX.....
4. 2018.....	XXX.....	XXX.....	2,603.....	3,041.....	3,064.....	3,072.....	3,077.....	3,080.....	3,083.....	3,084.....	XXX.....	XXX.....
5. 2019.....	XXX.....	XXX.....	XXX.....	3,253.....	3,596.....	3,618.....	3,628.....	3,633.....	3,637.....	3,640.....	XXX.....	XXX.....
6. 2020.....	XXX.....	XXX.....	XXX.....	XXX.....	4,147.....	4,592.....	4,620.....	4,634.....	4,642.....	4,646.....	XXX.....	XXX.....
7. 2021.....	XXX.....	XXX.....	XXX.....	XXX.....	XXX.....	5,239.....	5,766.....	5,809.....	5,826.....	5,835.....	XXX.....	XXX.....
8. 2022.....	XXX.....	XXX.....	XXX.....	XXX.....	XXX.....	XXX.....	5,834.....	6,334.....	6,375.....	6,392.....	XXX.....	XXX.....
9. 2023.....	XXX.....	XXX.....	XXX.....	XXX.....	XXX.....	XXX.....	XXX.....	6,613.....	7,140.....	7,180.....	XXX.....	XXX.....
10. 2024.....	XXX.....	XXX.....	XXX.....	XXX.....	XXX.....	XXX.....	XXX.....	XXX.....	7,010.....	7,499.....	XXX.....	XXX.....
11. 2025.....	XXX.....	XXX.....	XXX.....	XXX.....	XXX.....	XXX.....	XXX.....	XXX.....	XXX.....	6,304.....	XXX.....	XXX.....

ANNUAL STATEMENT FOR THE YEAR 2025 OF THE NATIONWIDE INSURANCE COMPANY OF AMERICA

SCHEDULE P - PART 4A - HOMEOWNERS/FAROWNERS

Years in Which Losses Were Incurred	BULK AND IBNR RESERVES ON NET LOSSES AND DEFENSE AND COST CONTAINMENT EXPENSES REPORTED AT YEAR END (\$000 OMITTED)									
	1	2	3	4	5	6	7	8	9	10
	2016	2017	2018	2019	2020	2021	2022	2023	2024	2025
1. Prior.....	308	154	52	28	14	12	7	7	12	1
2. 2016.....	2,133	195	73	27	3	(7)	(2)	5	6	3
3. 2017.....	XXX	741	(2,653)	(2,316)	(807)	(547)	(114)	34	85	10
4. 2018.....	XXX	XXX	1,967	(323)	(130)	(118)	13	32	65	18
5. 2019.....	XXX	XXX	XXX	2,592	216	(19)		61	38	11
6. 2020.....	XXX	XXX	XXX	XXX	2,827	(1,312)	48	(167)	(161)	(141)
7. 2021.....	XXX	XXX	XXX	XXX	XXX	3,454	77	160	106	103
8. 2022.....	XXX	XXX	XXX	XXX	XXX	XXX	4,199	876	409	198
9. 2023.....	XXX	XXX	XXX	XXX	XXX	XXX	XXX	5,967	967	381
10. 2024.....	XXX	XXX	XXX	XXX	XXX	XXX	XXX	XXX	4,809	1,122
11. 2025.....	XXX	XXX	XXX	XXX	XXX	XXX	XXX	XXX	XXX	2,886

SCHEDULE P - PART 4B - PRIVATE PASSENGER AUTO LIABILITY/MEDICAL

1. Prior.....	3,597	1,107	342	193	107	89	76	93	99	100
2. 2016.....	7,939	2,092	620	240	96	70	36	24	16	5
3. 2017.....	XXX	6,474	1,716	711	247	145	82	50	32	12
4. 2018.....	XXX	XXX	5,287	1,492	693	294	155	92	56	21
5. 2019.....	XXX	XXX	XXX	4,829	1,763	988	559	325	240	176
6. 2020.....	XXX	XXX	XXX	XXX	5,654	1,999	940	396	238	95
7. 2021.....	XXX	XXX	XXX	XXX	XXX	6,171	2,421	995	603	237
8. 2022.....	XXX	XXX	XXX	XXX	XXX	XXX	6,489	2,623	1,349	678
9. 2023.....	XXX	XXX	XXX	XXX	XXX	XXX	XXX	7,063	2,799	1,263
10. 2024.....	XXX	XXX	XXX	XXX	XXX	XXX	XXX	XXX	6,067	2,482
11. 2025.....	XXX	XXX	XXX	XXX	XXX	XXX	XXX	XXX	XXX	5,125

SCHEDULE P - PART 4C - COMMERCIAL AUTO/TRUCK LIABILITY/MEDICAL

1. Prior.....	3,170	1,431	495	252	188	197	264	135	302	354
2. 2016.....	4,010	1,811	805	352	158	107	65	45	20	6
3. 2017.....	XXX	4,224	1,958	968	489	208	93	74	31	7
4. 2018.....	XXX	XXX	4,011	2,138	1,296	520	223	103	39	28
5. 2019.....	XXX	XXX	XXX	4,241	2,538	1,228	577	215	119	15
6. 2020.....	XXX	XXX	XXX	XXX	4,764	2,647	1,212	446	172	45
7. 2021.....	XXX	XXX	XXX	XXX	XXX	4,747	2,592	1,140	396	236
8. 2022.....	XXX	XXX	XXX	XXX	XXX	XXX	4,335	2,481	1,235	486
9. 2023.....	XXX	XXX	XXX	XXX	XXX	XXX	XXX	4,164	2,234	1,105
10. 2024.....	XXX	XXX	XXX	XXX	XXX	XXX	XXX	XXX	2,538	1,305
11. 2025.....	XXX	XXX	XXX	XXX	XXX	XXX	XXX	XXX	XXX	2,067

**SCHEDULE P - PART 4D - WORKERS' COMPENSATION
(EXCLUDING EXCESS WORKERS' COMPENSATION)**

1. Prior.....	2,512	2,117	1,950	1,800	1,326	1,064	849	753	568	301
2. 2016.....	897	325	199	181	95	92	78	58	63	24
3. 2017.....	XXX	704	284	175	98	87	72	55	54	37
4. 2018.....	XXX	XXX	637	252	141	136	66	58	72	33
5. 2019.....	XXX	XXX	XXX	671	242	157	126	66	57	15
6. 2020.....	XXX	XXX	XXX	XXX	853	289	215	99	108	119
7. 2021.....	XXX	XXX	XXX	XXX	XXX	609	311	149	153	71
8. 2022.....	XXX	XXX	XXX	XXX	XXX	XXX	518	205	219	72
9. 2023.....	XXX	XXX	XXX	XXX	XXX	XXX	XXX	745	523	133
10. 2024.....	XXX	XXX	XXX	XXX	XXX	XXX	XXX	XXX	742	449
11. 2025.....	XXX	XXX	XXX	XXX	XXX	XXX	XXX	XXX	XXX	984

SCHEDULE P - PART 4E - COMMERCIAL MULTIPLE PERIL

1. Prior.....	6,559	4,192	2,496	1,879	1,402	1,056	852	647	551	586
2. 2016.....	5,359	2,968	1,795	1,076	594	436	282	216	197	167
3. 2017.....	XXX	5,173	2,784	1,519	889	550	450	268	272	223
4. 2018.....	XXX	XXX	4,483	2,652	1,645	966	599	393	398	268
5. 2019.....	XXX	XXX	XXX	4,911	2,840	1,732	1,069	616	503	312
6. 2020.....	XXX	XXX	XXX	XXX	4,902	2,061	1,893	934	707	374
7. 2021.....	XXX	XXX	XXX	XXX	XXX	4,967	2,945	2,333	1,586	1,087
8. 2022.....	XXX	XXX	XXX	XXX	XXX	XXX	6,312	4,029	2,379	1,374
9. 2023.....	XXX	XXX	XXX	XXX	XXX	XXX	XXX	5,984	2,727	2,075
10. 2024.....	XXX	XXX	XXX	XXX	XXX	XXX	XXX	XXX	4,988	3,157
11. 2025.....	XXX	XXX	XXX	XXX	XXX	XXX	XXX	XXX	XXX	3,038

ANNUAL STATEMENT FOR THE YEAR 2025 OF THE NATIONWIDE INSURANCE COMPANY OF AMERICA
SCHEDULE P - PART 4F - SECTION 1 - MEDICAL PROFESSIONAL LIABILITY - OCCURRENCE

Years in Which Losses Were Incurred	BULK AND IBNR RESERVES ON NET LOSSES AND DEFENSE AND COST CONTAINMENT EXPENSES REPORTED AT YEAR END (\$000 OMITTED)									
	1	2	3	4	5	6	7	8	9	10
	2016	2017	2018	2019	2020	2021	2022	2023	2024	2025
1. Prior.....	3	1	1					(1)		
2. 2016.....										
3. 2017.....	XXX									
4. 2018.....	XXX	XXX								
5. 2019.....	XXX	XXX	XXX							
6. 2020.....	XXX	XXX	XXX	XXX			(1)	(1)	(2)	(1)
7. 2021.....	XXX	XXX	XXX	XXX	XXX			(1)		
8. 2022.....	XXX	XXX	XXX	XXX	XXX	XXX				
9. 2023.....	XXX	XXX	XXX	XXX	XXX	XXX	XXX	9	9	8
10. 2024.....	XXX	XXX	XXX	XXX	XXX	XXX	XXX	XXX	21	22
11. 2025.....	XXX	XXX	XXX	XXX	XXX	XXX	XXX	XXX	XXX	26

SCHEDULE P - PART 4F - SECTION 2 - MEDICAL PROFESSIONAL LIABILITY - CLAIMS-MADE

1. Prior.....	40	14	5	4	2	1	1	1		
2. 2016.....	34	12	2	5	2		1			
3. 2017.....	XXX	15	3	5	3	2	2	1		(1)
4. 2018.....	XXX	XXX	2	2	1					(1)
5. 2019.....	XXX	XXX	XXX		(1)				1	(7)
6. 2020.....	XXX	XXX	XXX	XXX					1	(9)
7. 2021.....	XXX	XXX	XXX	XXX	XXX				46	(61)
8. 2022.....	XXX	XXX	XXX	XXX	XXX	XXX			148	54
9. 2023.....	XXX	XXX	XXX	XXX	XXX	XXX	XXX	2	183	124
10. 2024.....	XXX	XXX	XXX	XXX	XXX	XXX	XXX	XXX	222	31
11. 2025.....	XXX	XXX	XXX	XXX	XXX	XXX	XXX	XXX	XXX	411

SCHEDULE P - PART 4G - SPECIAL LIABILITY (OCEAN MARINE, AIRCRAFT (ALL PERILS), BOILER AND MACHINERY)

1. Prior.....	12	3	4	4	5	5	(6)	4		
2. 2016.....	39	4								
3. 2017.....	XXX	66	9	2						(50)
4. 2018.....	XXX	XXX	57	15	5	(3)		(1)		3
5. 2019.....	XXX	XXX	XXX	48	23	11	7	4	1	10
6. 2020.....	XXX	XXX	XXX	XXX	108	46	21	17	13	13
7. 2021.....	XXX	XXX	XXX	XXX	XXX	203	70	(8)	(25)	1
8. 2022.....	XXX	XXX	XXX	XXX	XXX	XXX	235	98	42	
9. 2023.....	XXX	XXX	XXX	XXX	XXX	XXX	XXX	165	51	28
10. 2024.....	XXX	XXX	XXX	XXX	XXX	XXX	XXX	XXX	143	80
11. 2025.....	XXX	XXX	XXX	XXX	XXX	XXX	XXX	XXX	XXX	180

SCHEDULE P - PART 4H - SECTION 1 - OTHER LIABILITY - OCCURRENCE

1. Prior.....	9,490	6,488	5,509	5,115	4,853	4,260	2,554	2,327	2,127	1,507
2. 2016.....	5,582	3,435	2,011	1,520	1,090	732	476	425	237	117
3. 2017.....	XXX	5,430	3,552	2,384	1,527	1,034	545	446	312	185
4. 2018.....	XXX	XXX	5,352	3,638	2,504	1,444	761	604	341	440
5. 2019.....	XXX	XXX	XXX	5,753	3,957	2,559	1,423	678	329	148
6. 2020.....	XXX	XXX	XXX	XXX	6,340	4,735	2,963	1,552	1,060	984
7. 2021.....	XXX	XXX	XXX	XXX	XXX	6,712	4,677	3,546	2,565	2,099
8. 2022.....	XXX	XXX	XXX	XXX	XXX	XXX	6,215	4,701	3,159	2,057
9. 2023.....	XXX	XXX	XXX	XXX	XXX	XXX	XXX	7,400	5,768	4,192
10. 2024.....	XXX	XXX	XXX	XXX	XXX	XXX	XXX	XXX	6,446	5,469
11. 2025.....	XXX	XXX	XXX	XXX	XXX	XXX	XXX	XXX	XXX	8,250

SCHEDULE P - PART 4H - SECTION 2 - OTHER LIABILITY - CLAIMS-MADE

1. Prior.....	1,763	1,086	770	490	289	191	146	138	148	94
2. 2016.....	1,571	865	527	350	292	199	176	76	106	54
3. 2017.....	XXX	1,789	1,089	735	535	461	300	195	37	52
4. 2018.....	XXX	XXX	2,155	1,474	1,066	648	526	372	283	194
5. 2019.....	XXX	XXX	XXX	2,648	1,932	1,384	955	597	491	438
6. 2020.....	XXX	XXX	XXX	XXX	3,916	2,735	1,673	1,209	746	492
7. 2021.....	XXX	XXX	XXX	XXX	XXX	4,735	3,344	2,395	1,602	961
8. 2022.....	XXX	XXX	XXX	XXX	XXX	XXX	5,301	4,179	2,455	1,505
9. 2023.....	XXX	XXX	XXX	XXX	XXX	XXX	XXX	4,997	3,421	2,696
10. 2024.....	XXX	XXX	XXX	XXX	XXX	XXX	XXX	XXX	4,302	2,981
11. 2025.....	XXX	XXX	XXX	XXX	XXX	XXX	XXX	XXX	XXX	4,718

**ANNUAL STATEMENT FOR THE YEAR 2025 OF THE NATIONWIDE INSURANCE COMPANY OF AMERICA
SCHEDULE P - PART 4I - SPECIAL PROPERTY (FIRE, ALLIED LINES, INLAND MARINE,
EARTHQUAKE, BURGLARY, AND THEFT)**

Years in Which Losses Were Incurred	BULK AND IBNR RESERVES ON NET LOSSES AND DEFENSE AND COST CONTAINMENT EXPENSES REPORTED AT YEAR END (\$000 OMITTED)									
	1	2	3	4	5	6	7	8	9	10
	2016	2017	2018	2019	2020	2021	2022	2023	2024	2025
1. Prior.....	127	33	9	1		(2)	(2)	(3)	(2)	(1)
2. 2016.....	579	94	26	9		(1)	(7)	2	(1)	(2)
3. 2017.....	XXX	767	301	81		(9)	(10)	(8)	14	3
4. 2018.....	XXX	XXX	1,136	187	74	27	18	14	8	2
5. 2019.....	XXX	XXX	XXX	811	171	60	37	1	(4)	(6)
6. 2020.....	XXX	XXX	XXX	XXX	858	(59)	120	(216)	(293)	(229)
7. 2021.....	XXX	XXX	XXX	XXX	XXX	1,316	317	1	(158)	(353)
8. 2022.....	XXX	XXX	XXX	XXX	XXX	XXX	1,541	369	81	(54)
9. 2023.....	XXX	XXX	XXX	XXX	XXX	XXX	XXX	2,028	628	44
10. 2024.....	XXX	XXX	XXX	XXX	XXX	XXX	XXX	XXX	1,891	443
11. 2025.....	XXX	XXX	XXX	XXX	XXX	XXX	XXX	XXX	XXX	1,948

SCHEDULE P - PART 4J - AUTO PHYSICAL DAMAGE

1. Prior.....	(188)	(122)	(107)	(86)	(77)	(59)	(52)	(43)	(40)	(22)
2. 2016.....	(154)	(35)	(5)	(12)	(15)	(12)	(11)	(12)	(10)	(9)
3. 2017.....	XXX	(51)	(41)	(8)	(20)	(11)	(12)	(15)	(11)	(10)
4. 2018.....	XXX	XXX	(438)	(62)	(14)	(9)	(14)	(19)	(13)	(12)
5. 2019.....	XXX	XXX	XXX	(486)	65	112	108	105	111	112
6. 2020.....	XXX	XXX	XXX	XXX	(151)	(74)	(6)	(15)	(9)	(11)
7. 2021.....	XXX	XXX	XXX	XXX	XXX	(346)	(62)	(30)	(18)	(19)
8. 2022.....	XXX	XXX	XXX	XXX	XXX	XXX	(88)	(72)	(34)	(21)
9. 2023.....	XXX	XXX	XXX	XXX	XXX	XXX	XXX	453	(82)	(33)
10. 2024.....	XXX	XXX	XXX	XXX	XXX	XXX	XXX	XXX	199	24
11. 2025.....	XXX	XXX	XXX	XXX	XXX	XXX	XXX	XXX	XXX	320

SCHEDULE P - PART 4K - FIDELITY/SURETY

1. Prior.....	5	1	1				(1)			
2. 2016.....	41	32	15	13			1	2		
3. 2017.....	XXX	55	45	20	(8)	(18)	5	5	2	1
4. 2018.....	XXX	XXX	48	9	36	27	9	8	6	31
5. 2019.....	XXX	XXX	XXX	74	62	58	17	4		(7)
6. 2020.....	XXX	XXX	XXX	XXX	99	55	55	46	23	1
7. 2021.....	XXX	XXX	XXX	XXX	XXX	133	70	91	14	8
8. 2022.....	XXX	XXX	XXX	XXX	XXX	XXX	164	113	52	24
9. 2023.....	XXX	XXX	XXX	XXX	XXX	XXX	XXX	189	42	101
10. 2024.....	XXX	XXX	XXX	XXX	XXX	XXX	XXX	XXX	254	129
11. 2025.....	XXX	XXX	XXX	XXX	XXX	XXX	XXX	XXX	XXX	462

SCHEDULE P - PART 4L - OTHER (INCLUDING CREDIT, ACCIDENT AND HEALTH)

1. Prior.....	6	2	2	1	(1)					
2. 2016.....	16	2								
3. 2017.....	XXX	25	1	1	1	1				
4. 2018.....	XXX	XXX	38	1	1					
5. 2019.....	XXX	XXX	XXX	45	1	4	3	1		
6. 2020.....	XXX	XXX	XXX	XXX	5	(7)	4	3		
7. 2021.....	XXX	XXX	XXX	XXX	XXX	(5)	4			
8. 2022.....	XXX	XXX	XXX	XXX	XXX	XXX	78	3		
9. 2023.....	XXX	XXX	XXX	XXX	XXX	XXX	XXX	65	14	
10. 2024.....	XXX	XXX	XXX	XXX	XXX	XXX	XXX	XXX	63	6
11. 2025.....	XXX	XXX	XXX	XXX	XXX	XXX	XXX	XXX	XXX	77

SCHEDULE P - PART 4M - INTERNATIONAL

1. Prior.....	30	44	39	4	20	24	18	17	(1)	
2. 2016.....										
3. 2017.....	XXX									
4. 2018.....	XXX	XXX								
5. 2019.....	XXX	XXX	XXX							
6. 2020.....	XXX	XXX	XXX	XXX						
7. 2021.....	XXX	XXX	XXX	XXX	XXX					
8. 2022.....	XXX	XXX	XXX	XXX	XXX	XXX				
9. 2023.....	XXX	XXX	XXX	XXX	XXX	XXX	XXX			
10. 2024.....	XXX	XXX	XXX	XXX	XXX	XXX	XXX	XXX		
11. 2025.....	XXX	XXX	XXX	XXX	XXX	XXX	XXX	XXX	XXX	

ANNUAL STATEMENT FOR THE YEAR 2025 OF THE NATIONWIDE INSURANCE COMPANY OF AMERICA

**SCHEDULE P - PART 4N - REINSURANCE
NONPROPORTIONAL ASSUMED PROPERTY**

Years in Which Losses Were Incurred	BULK AND IBNR RESERVES ON NET LOSSES AND DEFENSE AND COST CONTAINMENT EXPENSES REPORTED AT YEAR END (\$000 OMITTED)									
	1	2	3	4	5	6	7	8	9	10
	2016	2017	2018	2019	2020	2021	2022	2023	2024	2025
1. Prior.....										
2. 2016.....										
3. 2017.....	XXX									
4. 2018.....	XXX	XXX								
5. 2019.....	XXX	XXX	XXX							
6. 2020.....	XXX	XXX	XXX	XXX				2	3	
7. 2021.....	XXX	XXX	XXX	XXX	XXX				(5)	(18)
8. 2022.....	XXX	XXX	XXX	XXX	XXX	XXX			(4)	
9. 2023.....	XXX	XXX	XXX	XXX	XXX	XXX	XXX	11	(479)	(245)
10. 2024.....	XXX	XXX	XXX	XXX	XXX	XXX	XXX	XXX	121	(10)
11. 2025.....	XXX	XXX	XXX	XXX	XXX	XXX	XXX	XXX	XXX	111

**SCHEDULE P - PART 4O - REINSURANCE
NONPROPORTIONAL ASSUMED LIABILITY**

1. Prior.....	64	57	54	50	31	27	27	27	27	28
2. 2016.....										
3. 2017.....	XXX									
4. 2018.....	XXX	XXX								
5. 2019.....	XXX	XXX	XXX						(3)	
6. 2020.....	XXX	XXX	XXX	XXX					(2)	(8)
7. 2021.....	XXX	XXX	XXX	XXX	XXX				(33)	(27)
8. 2022.....	XXX	XXX	XXX	XXX	XXX	XXX			(8)	(12)
9. 2023.....	XXX	XXX	XXX	XXX	XXX	XXX	XXX	84	144	179
10. 2024.....	XXX	XXX	XXX	XXX	XXX	XXX	XXX	XXX	305	241
11. 2025.....	XXX	XXX	XXX	XXX	XXX	XXX	XXX	XXX	XXX	371

**SCHEDULE P - PART 4P - REINSURANCE
NONPROPORTIONAL ASSUMED FINANCIAL LINES**

1. Prior.....										
2. 2016.....										
3. 2017.....	XXX									
4. 2018.....	XXX	XXX								
5. 2019.....	XXX	XXX	XXX							
6. 2020.....	XXX	XXX	XXX	XXX						
7. 2021.....	XXX	XXX	XXX	XXX	XXX					
8. 2022.....	XXX	XXX	XXX	XXX	XXX	XXX				
9. 2023.....	XXX	XXX	XXX	XXX	XXX	XXX	XXX			
10. 2024.....	XXX	XXX	XXX	XXX	XXX	XXX	XXX	XXX		
11. 2025.....	XXX	XXX	XXX	XXX	XXX	XXX	XXX	XXX	XXX	

NONE

ANNUAL STATEMENT FOR THE YEAR 2025 OF THE NATIONWIDE INSURANCE COMPANY OF AMERICA

SCHEDULE P - PART 4R - SECTION 1 - PRODUCTS LIABILITY - OCCURRENCE

Years in Which Losses Were Incurred	BULK AND IBNR RESERVES ON NET LOSSES AND DEFENSE AND COST CONTAINMENT EXPENSES REPORTED AT YEAR END (\$000 OMITTED)									
	1	2	3	4	5	6	7	8	9	10
	2016	2017	2018	2019	2020	2021	2022	2023	2024	2025
1. Prior.....	11,324	10,424	9,654	8,974	8,297	7,682	6,848	6,484	5,530	4,822
2. 2016.....	446	312	258	194	189	139	69	48	49	50
3. 2017.....	XXX	446	379	259	245	196	124	94	86	59
4. 2018.....	XXX	XXX	497	357	326	273	174	122	115	102
5. 2019.....	XXX	XXX	XXX	531	418	348	300	199	149	135
6. 2020.....	XXX	XXX	XXX	XXX	627	524	376	248	215	181
7. 2021.....	XXX	XXX	XXX	XXX	XXX	588	473	336	284	244
8. 2022.....	XXX	XXX	XXX	XXX	XXX	XXX	599	357	311	212
9. 2023.....	XXX	XXX	XXX	XXX	XXX	XXX	XXX	466	446	320
10. 2024.....	XXX	XXX	XXX	XXX	XXX	XXX	XXX	XXX	543	368
11. 2025.....	XXX	XXX	XXX	XXX	XXX	XXX	XXX	XXX	XXX	365

SCHEDULE P - PART 4R - SECTION 2 - PRODUCTS LIABILITY - CLAIMS-MADE

1. Prior.....										
2. 2016.....										
3. 2017.....	XXX									
4. 2018.....	XXX	XXX								
5. 2019.....	XXX	XXX	XXX							
6. 2020.....	XXX	XXX	XXX	XXX						
7. 2021.....	XXX	XXX	XXX	XXX	XXX					
8. 2022.....	XXX	XXX	XXX	XXX	XXX	XXX				(1)
9. 2023.....	XXX	XXX	XXX	XXX	XXX	XXX	XXX			3
10. 2024.....	XXX	XXX	XXX	XXX	XXX	XXX	XXX	XXX		(11)
11. 2025.....	XXX	XXX	XXX	XXX	XXX	XXX	XXX	XXX	XXX	101

SCHEDULE P - PART 4S - FINANCIAL GUARANTY/MORTGAGE GUARANTY

1. Prior.....										
2. 2016.....										
3. 2017.....	XXX									
4. 2018.....	XXX	XXX								
5. 2019.....	XXX	XXX	XXX			(1)	(1)	(1)		
6. 2020.....	XXX	XXX	XXX	XXX		(4)	(4)	(4)		
7. 2021.....	XXX	XXX	XXX	XXX	XXX					
8. 2022.....	XXX	XXX	XXX	XXX	XXX	XXX				
9. 2023.....	XXX	XXX	XXX	XXX	XXX	XXX	XXX			
10. 2024.....	XXX	XXX	XXX	XXX	XXX	XXX	XXX	XXX		
11. 2025.....	XXX	XXX	XXX	XXX	XXX	XXX	XXX	XXX	XXX	

SCHEDULE P - PART 4T - WARRANTY

1. Prior.....	(12)	1	1	1						
2. 2016.....	21	(18)								
3. 2017.....	XXX	20	(23)							
4. 2018.....	XXX	XXX	27	(8)						
5. 2019.....	XXX	XXX	XXX	13	(9)					
6. 2020.....	XXX	XXX	XXX	XXX	24	86				
7. 2021.....	XXX	XXX	XXX	XXX	XXX	(63)	1			
8. 2022.....	XXX	XXX	XXX	XXX	XXX	XXX	36			
9. 2023.....	XXX	XXX	XXX	XXX	XXX	XXX	XXX	35		
10. 2024.....	XXX	XXX	XXX	XXX	XXX	XXX	XXX	XXX	(25)	1
11. 2025.....	XXX	XXX	XXX	XXX	XXX	XXX	XXX	XXX	XXX	(75)

SCHEDULE P - PART 4U - PET INSURANCE PLANS

1. Prior.....	55	34	16	12	8	5	2	1		
2. 2016.....	263	32	20	10	7	4	3	1		
3. 2017.....	XXX	448	45	23	15	8	5	3	1	
4. 2018.....	XXX	XXX	523	53	27	15	9	5	4	2
5. 2019.....	XXX	XXX	XXX	405	61	30	17	10	6	5
6. 2020.....	XXX	XXX	XXX	XXX	481	73	36	21	13	9
7. 2021.....	XXX	XXX	XXX	XXX	XXX	709	86	42	26	18
8. 2022.....	XXX	XXX	XXX	XXX	XXX	XXX	586	91	48	32
9. 2023.....	XXX	XXX	XXX	XXX	XXX	XXX	XXX	695	98	58
10. 2024.....	XXX	XXX	XXX	XXX	XXX	XXX	XXX	XXX	655	99
11. 2025.....	XXX	XXX	XXX	XXX	XXX	XXX	XXX	XXX	XXX	774

ANNUAL STATEMENT FOR THE YEAR 2025 OF THE NATIONWIDE INSURANCE COMPANY OF AMERICA
SCHEDULE P - PART 5A - HOMEOWNERS/FARMOWNERS
SECTION 1

Years in Which Premiums Were Earned and Losses Were Incurred	CUMULATIVE NUMBER OF CLAIMS CLOSED WITH LOSS PAYMENT DIRECT AND ASSUMED AT YEAR END									
	1	2	3	4	5	6	7	8	9	10
	2016	2017	2018	2019	2020	2021	2022	2023	2024	2025
1. Prior.....	360	36	19	6	2	1	1			
2. 2016.....	1,351	1,732	1,758	1,766	1,768	1,769	1,770	1,770	1,770	1,770
3. 2017.....	XXX	1,434	1,808	1,841	1,851	1,854	1,856	1,857	1,857	1,857
4. 2018.....	XXX	XXX	1,370	1,733	1,755	1,761	1,765	1,766	1,767	1,767
5. 2019.....	XXX	XXX	XXX	1,266	1,507	1,526	1,531	1,533	1,534	1,534
6. 2020.....	XXX	XXX	XXX	XXX	1,461	1,715	1,737	1,743	1,745	1,746
7. 2021.....	XXX	XXX	XXX	XXX	XXX	1,204	1,456	1,475	1,480	1,482
8. 2022.....	XXX	XXX	XXX	XXX	XXX	XXX	1,146	1,437	1,457	1,463
9. 2023.....	XXX	XXX	XXX	XXX	XXX	XXX	XXX	1,240	1,457	1,477
10. 2024.....	XXX	XXX	XXX	XXX	XXX	XXX	XXX	XXX	959	1,118
11. 2025.....	XXX	XXX	XXX	XXX	XXX	XXX	XXX	XXX	XXX	615

SECTION 2

Years in Which Premiums Were Earned and Losses Were Incurred	NUMBER OF CLAIMS OUTSTANDING DIRECT AND ASSUMED AT YEAR END									
	1	2	3	4	5	6	7	8	9	10
	2016	2017	2018	2019	2020	2021	2022	2023	2024	2025
1. Prior.....	109	58	54	41	50	50	48	48	48	48
2. 2016.....	202	29	12	3	2	2	1	1	1	
3. 2017.....	XXX	183	30	9	6	4	2	2	2	2
4. 2018.....	XXX	XXX	198	21	10	7	3	2	2	2
5. 2019.....	XXX	XXX	XXX	113	18	9	3	2	1	1
6. 2020.....	XXX	XXX	XXX	XXX	140	27	6	2	1	1
7. 2021.....	XXX	XXX	XXX	XXX	XXX	145	19	6	2	1
8. 2022.....	XXX	XXX	XXX	XXX	XXX	XXX	136	18	5	2
9. 2023.....	XXX	XXX	XXX	XXX	XXX	XXX	XXX	107	16	4
10. 2024.....	XXX	XXX	XXX	XXX	XXX	XXX	XXX	XXX	91	15
11. 2025.....	XXX	XXX	XXX	XXX	XXX	XXX	XXX	XXX	XXX	51

SECTION 3

Years in Which Premiums Were Earned and Losses Were Incurred	CUMULATIVE NUMBER OF CLAIMS REPORTED DIRECT AND ASSUMED AT YEAR END									
	1	2	3	4	5	6	7	8	9	10
	2016	2017	2018	2019	2020	2021	2022	2023	2024	2025
1. Prior.....	271	(1)	21	5	2	1	(1)			
2. 2016.....	1,700	1,970	1,988	1,993	1,994	1,995	1,994	1,995	1,995	1,995
3. 2017.....	XXX	1,927	2,195	2,217	2,225	2,229	2,229	2,230	2,230	2,231
4. 2018.....	XXX	XXX	1,726	1,962	1,978	1,987	1,989	1,991	1,991	1,992
5. 2019.....	XXX	XXX	XXX	1,526	1,713	1,733	1,735	1,736	1,737	1,738
6. 2020.....	XXX	XXX	XXX	XXX	1,789	1,982	1,994	1,998	2,000	2,001
7. 2021.....	XXX	XXX	XXX	XXX	XXX	1,535	1,722	1,736	1,740	1,742
8. 2022.....	XXX	XXX	XXX	XXX	XXX	XXX	1,469	1,709	1,722	1,726
9. 2023.....	XXX	XXX	XXX	XXX	XXX	XXX	XXX	1,580	1,771	1,786
10. 2024.....	XXX	XXX	XXX	XXX	XXX	XXX	XXX	XXX	1,240	1,369
11. 2025.....	XXX	XXX	XXX	XXX	XXX	XXX	XXX	XXX	XXX	774

ANNUAL STATEMENT FOR THE YEAR 2025 OF THE NATIONWIDE INSURANCE COMPANY OF AMERICA
SCHEDULE P - PART 5B - PRIVATE PASSENGER AUTO LIABILITY/MEDICAL
SECTION 1

Years in Which Premiums Were Earned and Losses Were Incurred	CUMULATIVE NUMBER OF CLAIMS CLOSED WITH LOSS PAYMENT DIRECT AND ASSUMED AT YEAR END									
	1	2	3	4	5	6	7	8	9	10
	2016	2017	2018	2019	2020	2021	2022	2023	2024	2025
1. Prior	1,065	191	64	23	12	4	3	2	2	1
2. 2016	3,056	3,944	4,068	4,108	4,121	4,126	4,129	4,129	4,130	4,130
3. 2017	XXX	2,773	3,543	3,660	3,695	3,709	3,715	3,716	3,717	3,718
4. 2018	XXX	XXX	2,241	2,894	2,993	3,025	3,038	3,042	3,044	3,045
5. 2019	XXX	XXX	XXX	1,870	2,437	2,531	2,564	2,574	2,579	2,580
6. 2020	XXX	XXX	XXX	XXX	1,280	1,654	1,722	1,747	1,755	1,758
7. 2021	XXX	XXX	XXX	XXX	XXX	1,218	1,678	1,754	1,777	1,785
8. 2022	XXX	XXX	XXX	XXX	XXX	XXX	1,184	1,615	1,682	1,702
9. 2023	XXX	XXX	XXX	XXX	XXX	XXX	XXX	1,124	1,469	1,529
10. 2024	XXX	XXX	XXX	XXX	XXX	XXX	XXX	XXX	848	1,087
11. 2025	XXX	XXX	XXX	XXX	XXX	XXX	XXX	XXX	XXX	592

SECTION 2

Years in Which Premiums Were Earned and Losses Were Incurred	NUMBER OF CLAIMS OUTSTANDING DIRECT AND ASSUMED AT YEAR END									
	1	2	3	4	5	6	7	8	9	10
	2016	2017	2018	2019	2020	2021	2022	2023	2024	2025
1. Prior	250	88	43	26	24	19	17	15	11	10
2. 2016	816	141	53	22	13	8	5	5	4	4
3. 2017	XXX	686	129	49	24	13	8	7	5	5
4. 2018	XXX	XXX	626	115	47	22	12	9	7	6
5. 2019	XXX	XXX	XXX	625	124	49	21	12	7	6
6. 2020	XXX	XXX	XXX	XXX	482	99	37	15	6	3
7. 2021	XXX	XXX	XXX	XXX	XXX	612	108	38	14	6
8. 2022	XXX	XXX	XXX	XXX	XXX	XXX	531	93	32	12
9. 2023	XXX	XXX	XXX	XXX	XXX	XXX	XXX	423	83	28
10. 2024	XXX	XXX	XXX	XXX	XXX	XXX	XXX	XXX	296	61
11. 2025	XXX	XXX	XXX	XXX	XXX	XXX	XXX	XXX	XXX	220

SECTION 3

Years in Which Premiums Were Earned and Losses Were Incurred	CUMULATIVE NUMBER OF CLAIMS REPORTED DIRECT AND ASSUMED AT YEAR END									
	1	2	3	4	5	6	7	8	9	10
	2016	2017	2018	2019	2020	2021	2022	2023	2024	2025
1. Prior	837	79	35	13	12	2	2	1	(1)	1
2. 2016	6,811	7,385	7,452	7,473	7,480	7,483	7,483	7,483	7,483	7,483
3. 2017	XXX	6,071	6,587	6,655	6,675	6,682	6,685	6,686	6,685	6,686
4. 2018	XXX	XXX	4,987	5,410	5,468	5,485	5,491	5,493	5,494	5,494
5. 2019	XXX	XXX	XXX	4,366	4,676	4,719	4,734	4,738	4,739	4,740
6. 2020	XXX	XXX	XXX	XXX	3,224	3,389	3,414	3,422	3,424	3,424
7. 2021	XXX	XXX	XXX	XXX	XXX	3,498	3,702	3,729	3,735	3,737
8. 2022	XXX	XXX	XXX	XXX	XXX	XXX	3,452	3,662	3,685	3,692
9. 2023	XXX	XXX	XXX	XXX	XXX	XXX	XXX	3,161	3,324	3,345
10. 2024	XXX	XXX	XXX	XXX	XXX	XXX	XXX	XXX	2,283	2,391
11. 2025	XXX	XXX	XXX	XXX	XXX	XXX	XXX	XXX	XXX	1,694

ANNUAL STATEMENT FOR THE YEAR 2025 OF THE NATIONWIDE INSURANCE COMPANY OF AMERICA
SCHEDULE P - PART 5C - COMMERCIAL AUTO/TRUCK LIABILITY/MEDICAL
SECTION 1

Years in Which Premiums Were Earned and Losses Were Incurred	CUMULATIVE NUMBER OF CLAIMS CLOSED WITH LOSS PAYMENT DIRECT AND ASSUMED AT YEAR END									
	1	2	3	4	5	6	7	8	9	10
	2016	2017	2018	2019	2020	2021	2022	2023	2024	2025
1. Prior.....	158	46	22	9	2	1	1			
2. 2016.....	328	447	475	487	491	493	494	494	494	494
3. 2017.....	XXX	312	426	450	459	463	465	466	466	466
4. 2018.....	XXX	XXX	269	363	382	390	394	396	396	397
5. 2019.....	XXX	XXX	XXX	222	301	317	324	328	329	330
6. 2020.....	XXX	XXX	XXX	XXX	146	195	207	212	215	216
7. 2021.....	XXX	XXX	XXX	XXX	XXX	143	195	206	212	214
8. 2022.....	XXX	XXX	XXX	XXX	XXX	XXX	129	177	188	193
9. 2023.....	XXX	XXX	XXX	XXX	XXX	XXX	XXX	109	142	152
10. 2024.....	XXX	XXX	XXX	XXX	XXX	XXX	XXX	XXX	62	79
11. 2025.....	XXX	XXX	XXX	XXX	XXX	XXX	XXX	XXX	XXX	41

SECTION 2

Years in Which Premiums Were Earned and Losses Were Incurred	NUMBER OF CLAIMS OUTSTANDING DIRECT AND ASSUMED AT YEAR END									
	1	2	3	4	5	6	7	8	9	10
	2016	2017	2018	2019	2020	2021	2022	2023	2024	2025
1. Prior.....	547	516	505	320	504	503	503	503	503	502
2. 2016.....	105	29	9	4	3	2	1	1	1	1
3. 2017.....	XXX	97	17	8	6	3	2	2	1	1
4. 2018.....	XXX	XXX	45	12	8	4	1	1		
5. 2019.....	XXX	XXX	XXX	38	14	4		1		
6. 2020.....	XXX	XXX	XXX	XXX	39	11	5	2	1	
7. 2021.....	XXX	XXX	XXX	XXX	XXX	38	11	6	3	1
8. 2022.....	XXX	XXX	XXX	XXX	XXX	XXX	33	10	4	2
9. 2023.....	XXX	XXX	XXX	XXX	XXX	XXX	XXX	23	9	4
10. 2024.....	XXX	XXX	XXX	XXX	XXX	XXX	XXX	XXX	10	4
11. 2025.....	XXX	XXX	XXX	XXX	XXX	XXX	XXX	XXX	XXX	7

SECTION 3

Years in Which Premiums Were Earned and Losses Were Incurred	CUMULATIVE NUMBER OF CLAIMS REPORTED DIRECT AND ASSUMED AT YEAR END									
	1	2	3	4	5	6	7	8	9	10
	2016	2017	2018	2019	2020	2021	2022	2023	2024	2025
1. Prior.....	173	32	14	7	3	1	1			
2. 2016.....	657	774	791	803	807	808	808	808	809	809
3. 2017.....	XXX	625	726	753	762	764	766	766	767	767
4. 2018.....	XXX	XXX	494	611	633	639	641	643	644	644
5. 2019.....	XXX	XXX	XXX	420	517	530	535	541	542	542
6. 2020.....	XXX	XXX	XXX	XXX	295	346	356	360	362	362
7. 2021.....	XXX	XXX	XXX	XXX	XXX	305	360	370	374	376
8. 2022.....	XXX	XXX	XXX	XXX	XXX	XXX	280	335	345	349
9. 2023.....	XXX	XXX	XXX	XXX	XXX	XXX	XXX	230	271	279
10. 2024.....	XXX	XXX	XXX	XXX	XXX	XXX	XXX	XXX	128	150
11. 2025.....	XXX	XXX	XXX	XXX	XXX	XXX	XXX	XXX	XXX	88

ANNUAL STATEMENT FOR THE YEAR 2025 OF THE NATIONWIDE INSURANCE COMPANY OF AMERICA

**SCHEDULE P - PART 5D - WORKERS' COMPENSATION
(EXCLUDING EXCESS WORKERS' COMPENSATION)**

SECTION 1

Years in Which Premiums Were Earned and Losses Were Incurred	CUMULATIVE NUMBER OF CLAIMS CLOSED WITH LOSS PAYMENT DIRECT AND ASSUMED AT YEAR END									
	1	2	3	4	5	6	7	8	9	10
	2016	2017	2018	2019	2020	2021	2022	2023	2024	2025
1. Prior.....	119	38	29	11	5	3	4	3	2	3
2. 2016.....	128	220	241	248	251	252	253	254	254	254
3. 2017.....	XXX	124	197	211	215	217	218	219	219	219
4. 2018.....	XXX	XXX	105	164	175	179	181	183	183	184
5. 2019.....	XXX	XXX	XXX	92	142	152	157	160	161	162
6. 2020.....	XXX	XXX	XXX	XXX	62	102	110	115	117	118
7. 2021.....	XXX	XXX	XXX	XXX	XXX	72	112	121	126	128
8. 2022.....	XXX	XXX	XXX	XXX	XXX	XXX	75	117	127	131
9. 2023.....	XXX	XXX	XXX	XXX	XXX	XXX	XXX	77	120	130
10. 2024.....	XXX	XXX	XXX	XXX	XXX	XXX	XXX	XXX	76	121
11. 2025.....	XXX	XXX	XXX	XXX	XXX	XXX	XXX	XXX	XXX	90

SECTION 2

Years in Which Premiums Were Earned and Losses Were Incurred	NUMBER OF CLAIMS OUTSTANDING DIRECT AND ASSUMED AT YEAR END									
	1	2	3	4	5	6	7	8	9	10
	2016	2017	2018	2019	2020	2021	2022	2023	2024	2025
1. Prior.....	319	192	40	36	30	25	23	20	19	16
2. 2016.....	276	202	7	8	3	2	2	1	1	1
3. 2017.....	XXX	258	12	11	5	3	2	1	1	1
4. 2018.....	XXX	XXX	35	26	11	5	3	1	1	1
5. 2019.....	XXX	XXX	XXX	83	24	10	5	1	2	1
6. 2020.....	XXX	XXX	XXX	XXX	66	13	7	2	2	2
7. 2021.....	XXX	XXX	XXX	XXX	XXX	39	13	3	4	3
8. 2022.....	XXX	XXX	XXX	XXX	XXX	XXX	35	5	7	4
9. 2023.....	XXX	XXX	XXX	XXX	XXX	XXX	XXX	11	14	8
10. 2024.....	XXX	XXX	XXX	XXX	XXX	XXX	XXX	XXX	50	18
11. 2025.....	XXX	XXX	XXX	XXX	XXX	XXX	XXX	XXX	XXX	57

SECTION 3

Years in Which Premiums Were Earned and Losses Were Incurred	CUMULATIVE NUMBER OF CLAIMS REPORTED DIRECT AND ASSUMED AT YEAR END									
	1	2	3	4	5	6	7	8	9	10
	2016	2017	2018	2019	2020	2021	2022	2023	2024	2025
1. Prior.....	57	(87)	(120)	10	(1)	1	6	3	2	3
2. 2016.....	477	516	347	357	356	356	357	357	357	357
3. 2017.....	XXX	457	299	315	313	313	313	313	314	314
4. 2018.....	XXX	XXX	186	248	246	244	244	244	245	245
5. 2019.....	XXX	XXX	XXX	216	215	212	213	213	214	215
6. 2020.....	XXX	XXX	XXX	XXX	159	159	162	161	165	165
7. 2021.....	XXX	XXX	XXX	XXX	XXX	149	174	175	181	182
8. 2022.....	XXX	XXX	XXX	XXX	XXX	XXX	155	179	192	193
9. 2023.....	XXX	XXX	XXX	XXX	XXX	XXX	XXX	133	189	194
10. 2024.....	XXX	XXX	XXX	XXX	XXX	XXX	XXX	XXX	162	186
11. 2025.....	XXX	XXX	XXX	XXX	XXX	XXX	XXX	XXX	XXX	189

ANNUAL STATEMENT FOR THE YEAR 2025 OF THE NATIONWIDE INSURANCE COMPANY OF AMERICA
SCHEDULE P - PART 5E - COMMERCIAL MULTIPLE PERIL
SECTION 1

Years in Which Premiums Were Earned and Losses Were Incurred	CUMULATIVE NUMBER OF CLAIMS CLOSED WITH LOSS PAYMENT DIRECT AND ASSUMED AT YEAR END									
	1	2	3	4	5	6	7	8	9	10
	2016	2017	2018	2019	2020	2021	2022	2023	2024	2025
1. Prior.....	150	54	34	47	52	12	11	13	27	19
2. 2016.....	235	323	346	358	363	365	367	367	368	368
3. 2017.....	XXX	234	317	336	344	349	352	353	354	354
4. 2018.....	XXX	XXX	224	303	317	324	329	331	332	332
5. 2019.....	XXX	XXX	XXX	192	253	266	272	275	277	278
6. 2020.....	XXX	XXX	XXX	XXX	189	242	252	258	260	262
7. 2021.....	XXX	XXX	XXX	XXX	XXX	186	244	255	260	263
8. 2022.....	XXX	XXX	XXX	XXX	XXX	XXX	180	250	261	267
9. 2023.....	XXX	XXX	XXX	XXX	XXX	XXX	XXX	155	193	202
10. 2024.....	XXX	XXX	XXX	XXX	XXX	XXX	XXX	XXX	71	90
11. 2025.....	XXX	XXX	XXX	XXX	XXX	XXX	XXX	XXX	XXX	33

SECTION 2

Years in Which Premiums Were Earned and Losses Were Incurred	NUMBER OF CLAIMS OUTSTANDING DIRECT AND ASSUMED AT YEAR END									
	1	2	3	4	5	6	7	8	9	10
	2016	2017	2018	2019	2020	2021	2022	2023	2024	2025
1. Prior.....	431	411	421	336	402	386	392	401	392	387
2. 2016.....	53	22	13	8	6	4	3	2	2	2
3. 2017.....	XXX	55	18	12	9	5	3	2	2	1
4. 2018.....	XXX	XXX	35	14	10	7	4	2	2	1
5. 2019.....	XXX	XXX	XXX	27	11	6	3	2	2	1
6. 2020.....	XXX	XXX	XXX	XXX	30	10	6	3	2	1
7. 2021.....	XXX	XXX	XXX	XXX	XXX	29	9	7	7	8
8. 2022.....	XXX	XXX	XXX	XXX	XXX	XXX	21	13	20	25
9. 2023.....	XXX	XXX	XXX	XXX	XXX	XXX	XXX	16	24	33
10. 2024.....	XXX	XXX	XXX	XXX	XXX	XXX	XXX	XXX	13	19
11. 2025.....	XXX	XXX	XXX	XXX	XXX	XXX	XXX	XXX	XXX	11

SECTION 3

Years in Which Premiums Were Earned and Losses Were Incurred	CUMULATIVE NUMBER OF CLAIMS REPORTED DIRECT AND ASSUMED AT YEAR END									
	1	2	3	4	5	6	7	8	9	10
	2016	2017	2018	2019	2020	2021	2022	2023	2024	2025
1. Prior.....	196	51	35	16	6	3	23	26	22	21
2. 2016.....	478	613	647	662	666	668	670	671	671	671
3. 2017.....	XXX	456	568	596	606	610	612	613	614	615
4. 2018.....	XXX	XXX	383	504	525	533	537	538	539	540
5. 2019.....	XXX	XXX	XXX	332	421	438	444	447	450	452
6. 2020.....	XXX	XXX	XXX	XXX	308	375	387	393	396	397
7. 2021.....	XXX	XXX	XXX	XXX	XXX	298	371	385	394	399
8. 2022.....	XXX	XXX	XXX	XXX	XXX	XXX	278	378	403	418
9. 2023.....	XXX	XXX	XXX	XXX	XXX	XXX	XXX	239	308	332
10. 2024.....	XXX	XXX	XXX	XXX	XXX	XXX	XXX	XXX	120	157
11. 2025.....	XXX	XXX	XXX	XXX	XXX	XXX	XXX	XXX	XXX	63

ANNUAL STATEMENT FOR THE YEAR 2025 OF THE NATIONWIDE INSURANCE COMPANY OF AMERICA
SCHEDULE P - PART 5F - MEDICAL PROFESSIONAL LIABILITY - OCCURRENCE

SECTION 1A

Years in Which Premiums Were Earned and Losses Were Incurred	CUMULATIVE NUMBER OF CLAIMS CLOSED WITH LOSS PAYMENT DIRECT AND ASSUMED AT YEAR END									
	1	2	3	4	5	6	7	8	9	10
	2016	2017	2018	2019	2020	2021	2022	2023	2024	2025
1. Prior.....										
2. 2016.....										
3. 2017.....	XXX									
4. 2018.....	XXX	XXX								
5. 2019.....	XXX	XXX	XXX							
6. 2020.....	XXX	XXX	XXX	XXX						
7. 2021.....	XXX	XXX	XXX	XXX	XXX					
8. 2022.....	XXX	XXX	XXX	XXX	XXX	XXX				
9. 2023.....	XXX	XXX	XXX	XXX	XXX	XXX	XXX			
10. 2024.....	XXX	XXX	XXX	XXX	XXX	XXX	XXX	XXX		
11. 2025	XXX	XXX	XXX	XXX	XXX	XXX	XXX	XXX	XXX	XXX

SECTION 2A

Years in Which Premiums Were Earned and Losses Were Incurred	NUMBER OF CLAIMS OUTSTANDING DIRECT AND ASSUMED AT YEAR END									
	1	2	3	4	5	6	7	8	9	10
	2016	2017	2018	2019	2020	2021	2022	2023	2024	2025
1. Prior.....	1		1							
2. 2016.....										
3. 2017.....	XXX									
4. 2018.....	XXX	XXX								
5. 2019.....	XXX	XXX	XXX							
6. 2020.....	XXX	XXX	XXX	XXX						
7. 2021.....	XXX	XXX	XXX	XXX	XXX					
8. 2022.....	XXX	XXX	XXX	XXX	XXX	XXX				
9. 2023.....	XXX	XXX	XXX	XXX	XXX	XXX	XXX			
10. 2024.....	XXX	XXX	XXX	XXX	XXX	XXX	XXX	XXX		
11. 2025	XXX	XXX	XXX	XXX	XXX	XXX	XXX	XXX	XXX	XXX

SECTION 3A

Years in Which Premiums Were Earned and Losses Were Incurred	CUMULATIVE NUMBER OF CLAIMS REPORTED DIRECT AND ASSUMED AT YEAR END									
	1	2	3	4	5	6	7	8	9	10
	2016	2017	2018	2019	2020	2021	2022	2023	2024	2025
1. Prior.....										
2. 2016.....										
3. 2017.....	XXX									
4. 2018.....	XXX	XXX								
5. 2019.....	XXX	XXX	XXX							
6. 2020.....	XXX	XXX	XXX	XXX						
7. 2021.....	XXX	XXX	XXX	XXX	XXX					
8. 2022.....	XXX	XXX	XXX	XXX	XXX	XXX				
9. 2023.....	XXX	XXX	XXX	XXX	XXX	XXX	XXX			
10. 2024.....	XXX	XXX	XXX	XXX	XXX	XXX	XXX	XXX		
11. 2025	XXX	XXX	XXX	XXX	XXX	XXX	XXX	XXX	XXX	XXX

NONE

**ANNUAL STATEMENT FOR THE YEAR 2025 OF THE NATIONWIDE INSURANCE COMPANY OF AMERICA
SCHEDULE P - PART 5F - MEDICAL PROFESSIONAL LIABILITY - CLAIMS-MADE
SECTION 1B**

Years in Which Premiums Were Earned and Losses Were Incurred	CUMULATIVE NUMBER OF CLAIMS CLOSED WITH LOSS PAYMENT DIRECT AND ASSUMED AT YEAR END									
	1	2	3	4	5	6	7	8	9	10
	2016	2017	2018	2019	2020	2021	2022	2023	2024	2025
1. Prior.....										
2. 2016.....										
3. 2017.....	XXX									
4. 2018.....	XXX	XXX								
5. 2019.....	XXX	XXX	XXX							
6. 2020.....	XXX	XXX	XXX	XXX						
7. 2021.....	XXX	XXX	XXX	XXX	XXX					
8. 2022.....	XXX	XXX	XXX	XXX	XXX	XXX				
9. 2023.....	XXX	XXX	XXX	XXX	XXX	XXX	XXX			
10. 2024.....	XXX	XXX	XXX	XXX	XXX	XXX	XXX	XXX		
11. 2025.....	XXX	XXX	XXX	XXX	XXX	XXX	XXX	XXX	XXX	XXX

SECTION 2B

Years in Which Premiums Were Earned and Losses Were Incurred	NUMBER OF CLAIMS OUTSTANDING DIRECT AND ASSUMED AT YEAR END									
	1	2	3	4	5	6	7	8	9	10
	2016	2017	2018	2019	2020	2021	2022	2023	2024	2025
1. Prior.....	4	4	4	2	4	4	4	4	4	4
2. 2016.....										
3. 2017.....	XXX									
4. 2018.....	XXX	XXX								
5. 2019.....	XXX	XXX	XXX							
6. 2020.....	XXX	XXX	XXX	XXX						
7. 2021.....	XXX	XXX	XXX	XXX	XXX					
8. 2022.....	XXX	XXX	XXX	XXX	XXX	XXX				
9. 2023.....	XXX	XXX	XXX	XXX	XXX	XXX	XXX			
10. 2024.....	XXX	XXX	XXX	XXX	XXX	XXX	XXX	XXX		
11. 2025.....	XXX	XXX	XXX	XXX	XXX	XXX	XXX	XXX	XXX	XXX

SECTION 3B

Years in Which Premiums Were Earned and Losses Were Incurred	CUMULATIVE NUMBER OF CLAIMS REPORTED DIRECT AND ASSUMED AT YEAR END									
	1	2	3	4	5	6	7	8	9	10
	2016	2017	2018	2019	2020	2021	2022	2023	2024	2025
1. Prior.....										
2. 2016.....										
3. 2017.....	XXX									
4. 2018.....	XXX	XXX								
5. 2019.....	XXX	XXX	XXX							
6. 2020.....	XXX	XXX	XXX	XXX						
7. 2021.....	XXX	XXX	XXX	XXX	XXX					
8. 2022.....	XXX	XXX	XXX	XXX	XXX	XXX				
9. 2023.....	XXX	XXX	XXX	XXX	XXX	XXX	XXX			
10. 2024.....	XXX	XXX	XXX	XXX	XXX	XXX	XXX	XXX		
11. 2025.....	XXX	XXX	XXX	XXX	XXX	XXX	XXX	XXX	XXX	XXX

**ANNUAL STATEMENT FOR THE YEAR 2025 OF THE NATIONWIDE INSURANCE COMPANY OF AMERICA
SCHEDULE P - PART 5H - OTHER LIABILITY - OCCURRENCE**

SECTION 1A

Years in Which Premiums Were Earned and Losses Were Incurred	CUMULATIVE NUMBER OF CLAIMS CLOSED WITH LOSS PAYMENT DIRECT AND ASSUMED AT YEAR END									
	1	2	3	4	5	6	7	8	9	10
	2016	2017	2018	2019	2020	2021	2022	2023	2024	2025
1. Prior.....	92	52	35	30	29	11	22	24	27	19
2. 2016.....	49	81	92	100	104	107	108	109	110	111
3. 2017.....	XXX	51	84	95	102	106	109	111	112	112
4. 2018.....	XXX	XXX	43	72	82	88	93	96	98	98
5. 2019.....	XXX	XXX	XXX	42	69	78	85	90	92	93
6. 2020.....	XXX	XXX	XXX	XXX	33	54	62	67	70	72
7. 2021.....	XXX	XXX	XXX	XXX	XXX	33	55	64	70	74
8. 2022.....	XXX	XXX	XXX	XXX	XXX	XXX	32	54	64	71
9. 2023.....	XXX	XXX	XXX	XXX	XXX	XXX	XXX	26	44	54
10. 2024.....	XXX	XXX	XXX	XXX	XXX	XXX	XXX	XXX	16	29
11. 2025.....	XXX	XXX	XXX	XXX	XXX	XXX	XXX	XXX	XXX	12

SECTION 2A

Years in Which Premiums Were Earned and Losses Were Incurred	NUMBER OF CLAIMS OUTSTANDING DIRECT AND ASSUMED AT YEAR END									
	1	2	3	4	5	6	7	8	9	10
	2016	2017	2018	2019	2020	2021	2022	2023	2024	2025
1. Prior.....	461	677	636	601	620	631	620	608	598	589
2. 2016.....	27	15	8	6	5	3	2	2	1	1
3. 2017.....	XXX	33	12	8	6	3	2	2		
4. 2018.....	XXX	XXX	23	11	9	5	3	1	1	1
5. 2019.....	XXX	XXX	XXX	20	12	7	4	2	1	1
6. 2020.....	XXX	XXX	XXX	XXX	20	8	6	4	2	1
7. 2021.....	XXX	XXX	XXX	XXX	XXX	17	9	6	4	2
8. 2022.....	XXX	XXX	XXX	XXX	XXX	XXX	17	9	6	4
9. 2023.....	XXX	XXX	XXX	XXX	XXX	XXX	XXX	13	9	6
10. 2024.....	XXX	XXX	XXX	XXX	XXX	XXX	XXX	XXX	10	7
11. 2025.....	XXX	XXX	XXX	XXX	XXX	XXX	XXX	XXX	XXX	8

SECTION 3A

Years in Which Premiums Were Earned and Losses Were Incurred	CUMULATIVE NUMBER OF CLAIMS REPORTED DIRECT AND ASSUMED AT YEAR END									
	1	2	3	4	5	6	7	8	9	10
	2016	2017	2018	2019	2020	2021	2022	2023	2024	2025
1. Prior.....	112	44	23	11	7	2	59	64	50	53
2. 2016.....	139	198	216	226	232	234	236	238	238	240
3. 2017.....	XXX	142	193	210	220	225	229	231	232	233
4. 2018.....	XXX	XXX	113	166	184	190	196	199	201	202
5. 2019.....	XXX	XXX	XXX	111	162	175	183	188	190	192
6. 2020.....	XXX	XXX	XXX	XXX	88	122	134	140	144	146
7. 2021.....	XXX	XXX	XXX	XXX	XXX	86	122	136	143	147
8. 2022.....	XXX	XXX	XXX	XXX	XXX	XXX	78	118	133	141
9. 2023.....	XXX	XXX	XXX	XXX	XXX	XXX	XXX	67	102	117
10. 2024.....	XXX	XXX	XXX	XXX	XXX	XXX	XXX	XXX	49	73
11. 2025.....	XXX	XXX	XXX	XXX	XXX	XXX	XXX	XXX	XXX	40

ANNUAL STATEMENT FOR THE YEAR 2025 OF THE NATIONWIDE INSURANCE COMPANY OF AMERICA

SCHEDULE P - PART 5H - OTHER LIABILITY - CLAIMS-MADE

SECTION 1B

Years in Which Premiums Were Earned and Losses Were Incurred	CUMULATIVE NUMBER OF CLAIMS CLOSED WITH LOSS PAYMENT DIRECT AND ASSUMED AT YEAR END									
	1	2	3	4	5	6	7	8	9	10
	2016	2017	2018	2019	2020	2021	2022	2023	2024	2025
1. Prior.....	8		2	1						
2. 2016.....	1	4	6	6	7	7	7	7	7	7
3. 2017.....	XXX	1	4	6	6	6	6	7	7	7
4. 2018.....	XXX	XXX	2	5	7	8	8	8	9	9
5. 2019.....	XXX	XXX	XXX	2	6	7	8	9	9	9
6. 2020.....	XXX	XXX	XXX	XXX	2	5	7	8	9	10
7. 2021.....	XXX	XXX	XXX	XXX	XXX	2	5	7	8	9
8. 2022.....	XXX	XXX	XXX	XXX	XXX	XXX	1	5	7	8
9. 2023.....	XXX	XXX	XXX	XXX	XXX	XXX	XXX	1	5	7
10. 2024.....	XXX	XXX	XXX	XXX	XXX	XXX	XXX	XXX	1	5
11. 2025.....	XXX	XXX	XXX	XXX	XXX	XXX	XXX	XXX	XXX	1

SECTION 2B

Years in Which Premiums Were Earned and Losses Were Incurred	NUMBER OF CLAIMS OUTSTANDING DIRECT AND ASSUMED AT YEAR END									
	1	2	3	4	5	6	7	8	9	10
	2016	2017	2018	2019	2020	2021	2022	2023	2024	2025
1. Prior.....	72	60	34	30	46	46	46	46	46	46
2. 2016.....	3	2	1							
3. 2017.....	XXX	3	2	1	1	1	1	1	1	
4. 2018.....	XXX	XXX	3	2						
5. 2019.....	XXX	XXX	XXX	2	2			1	1	1
6. 2020.....	XXX	XXX	XXX	XXX	5	2	2	1	1	1
7. 2021.....	XXX	XXX	XXX	XXX	XXX	5	3	6	8	9
8. 2022.....	XXX	XXX	XXX	XXX	XXX	XXX	5	12	18	20
9. 2023.....	XXX	XXX	XXX	XXX	XXX	XXX	XXX	16	33	41
10. 2024.....	XXX	XXX	XXX	XXX	XXX	XXX	XXX	XXX	13	22
11. 2025.....	XXX	XXX	XXX	XXX	XXX	XXX	XXX	XXX	XXX	15

SECTION 3B

Years in Which Premiums Were Earned and Losses Were Incurred	CUMULATIVE NUMBER OF CLAIMS REPORTED DIRECT AND ASSUMED AT YEAR END									
	1	2	3	4	5	6	7	8	9	10
	2016	2017	2018	2019	2020	2021	2022	2023	2024	2025
1. Prior.....	7	(6)	2	1						
2. 2016.....	4	8	9	10	10	10	10	10	10	10
3. 2017.....	XXX	4	8	9	9	9	10	10	10	10
4. 2018.....	XXX	XXX	5	9	10	11	11	12	12	13
5. 2019.....	XXX	XXX	XXX	5	9	10	11	13	13	14
6. 2020.....	XXX	XXX	XXX	XXX	8	10	12	13	14	14
7. 2021.....	XXX	XXX	XXX	XXX	XXX	7	11	16	21	22
8. 2022.....	XXX	XXX	XXX	XXX	XXX	XXX	7	19	28	33
9. 2023.....	XXX	XXX	XXX	XXX	XXX	XXX	XXX	20	44	55
10. 2024.....	XXX	XXX	XXX	XXX	XXX	XXX	XXX	XXX	16	31
11. 2025.....	XXX	XXX	XXX	XXX	XXX	XXX	XXX	XXX	XXX	17

ANNUAL STATEMENT FOR THE YEAR 2025 OF THE NATIONWIDE INSURANCE COMPANY OF AMERICA
SCHEDULE P - PART 5R - PRODUCTS LIABILITY - OCCURRENCE
SECTION 1A

Years in Which Premiums Were Earned and Losses Were Incurred	CUMULATIVE NUMBER OF CLAIMS CLOSED WITH LOSS PAYMENT DIRECT AND ASSUMED AT YEAR END									
	1	2	3	4	5	6	7	8	9	10
	2016	2017	2018	2019	2020	2021	2022	2023	2024	2025
1. Prior	134	98	146	183	270	88	122	139	136	150
2. 2016	5	7	8	8	9	9	9	10	10	10
3. 2017	XXX	5	8	9	9	9	10	10	10	11
4. 2018	XXX	XXX	3	7	7	8	8	9	9	9
5. 2019	XXX	XXX	XXX	6	10	11	11	12	12	13
6. 2020	XXX	XXX	XXX	XXX	5	7	8	8	8	9
7. 2021	XXX	XXX	XXX	XXX	XXX	4	7	7	8	8
8. 2022	XXX	XXX	XXX	XXX	XXX	XXX	5	7	8	9
9. 2023	XXX	XXX	XXX	XXX	XXX	XXX	XXX	2	4	4
10. 2024	XXX	XXX	XXX	XXX	XXX	XXX	XXX	XXX	1	3
11. 2025	XXX	XXX	XXX	XXX	XXX	XXX	XXX	XXX	XXX	1

SECTION 2A

Years in Which Premiums Were Earned and Losses Were Incurred	NUMBER OF CLAIMS OUTSTANDING DIRECT AND ASSUMED AT YEAR END									
	1	2	3	4	5	6	7	8	9	10
	2016	2017	2018	2019	2020	2021	2022	2023	2024	2025
1. Prior	994	980	946	826	811	798	767	729	740	727
2. 2016	5	2	1	1	1					
3. 2017	XXX	6	2	1	1	1	1			
4. 2018	XXX	XXX	5	1	1	1	1	1		
5. 2019	XXX	XXX	XXX	5	2	1	1	1	1	
6. 2020	XXX	XXX	XXX	XXX	4	1	1	1	1	
7. 2021	XXX	XXX	XXX	XXX	XXX	4	1	1	1	1
8. 2022	XXX	XXX	XXX	XXX	XXX	XXX	3	1	1	1
9. 2023	XXX	XXX	XXX	XXX	XXX	XXX	XXX	2	1	1
10. 2024	XXX	XXX	XXX	XXX	XXX	XXX	XXX	XXX	2	1
11. 2025	XXX	XXX	XXX	XXX	XXX	XXX	XXX	XXX	XXX	2

SECTION 3A

Years in Which Premiums Were Earned and Losses Were Incurred	CUMULATIVE NUMBER OF CLAIMS REPORTED DIRECT AND ASSUMED AT YEAR END									
	1	2	3	4	5	6	7	8	9	10
	2016	2017	2018	2019	2020	2021	2022	2023	2024	2025
1. Prior	7	5	3	2	2	1	143	175	187	192
2. 2016	19	22	23	24	24	24	25	25	25	25
3. 2017	XXX	21	25	26	27	27	28	28	28	29
4. 2018	XXX	XXX	15	19	20	20	21	21	21	22
5. 2019	XXX	XXX	XXX	18	23	24	25	26	26	26
6. 2020	XXX	XXX	XXX	XXX	15	18	19	19	20	20
7. 2021	XXX	XXX	XXX	XXX	XXX	14	17	17	18	18
8. 2022	XXX	XXX	XXX	XXX	XXX	XXX	12	16	17	17
9. 2023	XXX	XXX	XXX	XXX	XXX	XXX	XXX	7	10	11
10. 2024	XXX	XXX	XXX	XXX	XXX	XXX	XXX	XXX	6	11
11. 2025	XXX	XXX	XXX	XXX	XXX	XXX	XXX	XXX	XXX	5

ANNUAL STATEMENT FOR THE YEAR 2025 OF THE NATIONWIDE INSURANCE COMPANY OF AMERICA
SCHEDULE P - PART 5R - PRODUCTS LIABILITY - CLAIMS-MADE
SECTION 1B

Years in Which Premiums Were Earned and Losses Were Incurred	CUMULATIVE NUMBER OF CLAIMS CLOSED WITH LOSS PAYMENT DIRECT AND ASSUMED AT YEAR END									
	1	2	3	4	5	6	7	8	9	10
	2016	2017	2018	2019	2020	2021	2022	2023	2024	2025
1. Prior.....										
2. 2016.....										
3. 2017.....	XXX									
4. 2018.....	XXX	XXX								
5. 2019.....	XXX	XXX	XXX							
6. 2020.....	XXX	XXX	XXX	XXX						
7. 2021.....	XXX	XXX	XXX	XXX	XXX					
8. 2022.....	XXX	XXX	XXX	XXX	XXX	XXX				
9. 2023.....	XXX	XXX	XXX	XXX	XXX	XXX	XXX			
10. 2024.....	XXX	XXX	XXX	XXX	XXX	XXX	XXX	XXX		
11. 2025.....	XXX	XXX	XXX	XXX	XXX	XXX	XXX	XXX	XXX	

NONE

SECTION 2B

Years in Which Premiums Were Earned and Losses Were Incurred	NUMBER OF CLAIMS OUTSTANDING DIRECT AND ASSUMED AT YEAR END									
	1	2	3	4	5	6	7	8	9	10
	2016	2017	2018	2019	2020	2021	2022	2023	2024	2025
1. Prior.....	1	1	1	1	1	1	1	1	1	1
2. 2016.....										
3. 2017.....	XXX									
4. 2018.....	XXX	XXX								
5. 2019.....	XXX	XXX	XXX							
6. 2020.....	XXX	XXX	XXX	XXX						
7. 2021.....	XXX	XXX	XXX	XXX	XXX					
8. 2022.....	XXX	XXX	XXX	XXX	XXX	XXX				
9. 2023.....	XXX	XXX	XXX	XXX	XXX	XXX	XXX			
10. 2024.....	XXX	XXX	XXX	XXX	XXX	XXX	XXX	XXX		
11. 2025.....	XXX	XXX	XXX	XXX	XXX	XXX	XXX	XXX	XXX	1

SECTION 3B

Years in Which Premiums Were Earned and Losses Were Incurred	CUMULATIVE NUMBER OF CLAIMS REPORTED DIRECT AND ASSUMED AT YEAR END									
	1	2	3	4	5	6	7	8	9	10
	2016	2017	2018	2019	2020	2021	2022	2023	2024	2025
1. Prior.....										1
2. 2016.....										
3. 2017.....	XXX									
4. 2018.....	XXX	XXX								
5. 2019.....	XXX	XXX	XXX							
6. 2020.....	XXX	XXX	XXX	XXX						
7. 2021.....	XXX	XXX	XXX	XXX	XXX					
8. 2022.....	XXX	XXX	XXX	XXX	XXX	XXX				
9. 2023.....	XXX	XXX	XXX	XXX	XXX	XXX	XXX			
10. 2024.....	XXX	XXX	XXX	XXX	XXX	XXX	XXX	XXX		
11. 2025.....	XXX	XXX	XXX	XXX	XXX	XXX	XXX	XXX	XXX	6

ANNUAL STATEMENT FOR THE YEAR 2025 OF THE NATIONWIDE INSURANCE COMPANY OF AMERICA

SCHEDULE P - PART 5T - WARRANTY

SECTION 1

Years in Which Premiums Were Earned and Losses Were Incurred	CUMULATIVE NUMBER OF CLAIMS CLOSED WITH LOSS PAYMENT DIRECT AND ASSUMED AT YEAR END									
	1	2	3	4	5	6	7	8	9	10
	2016	2017	2018	2019	2020	2021	2022	2023	2024	2025
1. Prior.....										
2. 2016.....										
3. 2017.....	XXX									
4. 2018.....	XXX	XXX								
5. 2019.....	XXX	XXX	XXX							
6. 2020.....	XXX	XXX	XXX	XXX						
7. 2021.....	XXX	XXX	XXX	XXX	XXX					
8. 2022.....	XXX	XXX	XXX	XXX	XXX	XXX			17	17
9. 2023.....	XXX	XXX	XXX	XXX	XXX	XXX	XXX	32	39	39
10. 2024.....	XXX	XXX	XXX	XXX	XXX	XXX	XXX	XXX	32	40
11. 2025	XXX	XXX	XXX	XXX	XXX	XXX	XXX	XXX	XXX	27

SECTION 2

Years in Which Premiums Were Earned and Losses Were Incurred	NUMBER OF CLAIMS OUTSTANDING DIRECT AND ASSUMED AT YEAR END									
	1	2	3	4	5	6	7	8	9	10
	2016	2017	2018	2019	2020	2021	2022	2023	2024	2025
1. Prior.....									17	17
2. 2016.....										
3. 2017.....	XXX									
4. 2018.....	XXX	XXX								
5. 2019.....	XXX	XXX	XXX							
6. 2020.....	XXX	XXX	XXX	XXX						
7. 2021.....	XXX	XXX	XXX	XXX	XXX					
8. 2022.....	XXX	XXX	XXX	XXX	XXX	XXX				
9. 2023.....	XXX	XXX	XXX	XXX	XXX	XXX	XXX			
10. 2024.....	XXX	XXX	XXX	XXX	XXX	XXX	XXX	XXX		
11. 2025	XXX	XXX	XXX	XXX	XXX	XXX	XXX	XXX	XXX	

SECTION 3

Years in Which Premiums Were Earned and Losses Were Incurred	CUMULATIVE NUMBER OF CLAIMS REPORTED DIRECT AND ASSUMED AT YEAR END									
	1	2	3	4	5	6	7	8	9	10
	2016	2017	2018	2019	2020	2021	2022	2023	2024	2025
1. Prior.....										
2. 2016.....										
3. 2017.....	XXX									
4. 2018.....	XXX	XXX								
5. 2019.....	XXX	XXX	XXX							
6. 2020.....	XXX	XXX	XXX	XXX						
7. 2021.....	XXX	XXX	XXX	XXX	XXX					
8. 2022.....	XXX	XXX	XXX	XXX	XXX	XXX			17	17
9. 2023.....	XXX	XXX	XXX	XXX	XXX	XXX	XXX	32	39	39
10. 2024.....	XXX	XXX	XXX	XXX	XXX	XXX	XXX	XXX	32	40
11. 2025	XXX	XXX	XXX	XXX	XXX	XXX	XXX	XXX	XXX	27

ANNUAL STATEMENT FOR THE YEAR 2025 OF THE NATIONWIDE INSURANCE COMPANY OF AMERICA
SCHEDULE P - PART 6C - COMMERCIAL AUTO/TRUCK LIABILITY/MEDICAL
SECTION 1

Years in Which Premiums Were Earned and Losses Were Incurred	CUMULATIVE PREMIUMS EARNED DIRECT AND ASSUMED AT YEAR END (\$000 OMITTED)										11 Current Year Premiums Earned
	1	2	3	4	5	6	7	8	9	10	
	2016	2017	2018	2019	2020	2021	2022	2023	2024	2025	
1. Prior.....											
2. 2016.....	15,279	15,279	15,279	15,279	15,279	15,279	15,279	15,279	15,279	15,279	
3. 2017.....	XXX	15,043	15,043	15,043	15,043	15,043	15,043	15,043	15,043	15,043	
4. 2018.....	XXX	XXX	14,836	14,836	14,836	14,836	14,836	14,836	14,836	14,836	
5. 2019.....	XXX	XXX	XXX	14,887	14,887	14,887	14,887	14,887	14,887	14,887	
6. 2020.....	XXX	XXX	XXX	XXX	14,890	14,890	14,890	14,890	14,890	14,890	
7. 2021.....	XXX	XXX	XXX	XXX	XXX	15,548	15,548	15,548	15,548	15,548	
8. 2022.....	XXX	XXX	XXX	XXX	XXX	XXX	15,558	15,558	15,558	15,558	
9. 2023.....	XXX	XXX	XXX	XXX	XXX	XXX	XXX	13,596	13,596	13,596	
10. 2024.....	XXX	XXX	XXX	XXX	XXX	XXX	XXX	XXX	8,143	8,143	
11. 2025.....	XXX	XXX	XXX	XXX	XXX	XXX	XXX	XXX	XXX	7,081	7,081
12. Totals.....	XXX	XXX	XXX	XXX	XXX	XXX	XXX	XXX	XXX	XXX	7,081
13. Earned Premiums (Sch P-Pt. 1)	15,279	15,043	14,836	14,887	14,890	15,548	15,558	13,596	8,143	7,081	XXX

SECTION 2

Years in Which Premiums Were Earned and Losses Were Incurred	CUMULATIVE PREMIUMS EARNED CEDED AT YEAR END (\$000 OMITTED)										11 Current Year Premiums Earned
	1	2	3	4	5	6	7	8	9	10	
	2016	2017	2018	2019	2020	2021	2022	2023	2024	2025	
1. Prior.....											
2. 2016.....	2,398	2,398	2,398	2,398	2,398	2,398	2,398	2,398	2,398	2,398	
3. 2017.....	XXX	2,149	2,149	2,149	2,149	2,149	2,149	2,149	2,149	2,149	
4. 2018.....	XXX	XXX	2,272	2,272	2,272	2,272	2,272	2,272	2,272	2,272	
5. 2019.....	XXX	XXX	XXX	2,354	2,354	2,354	2,354	2,354	2,354	2,354	
6. 2020.....	XXX	XXX	XXX	XXX	2,345	2,345	2,345	2,345	2,345	2,345	
7. 2021.....	XXX	XXX	XXX	XXX	XXX	2,608	2,608	2,608	2,608	2,608	
8. 2022.....	XXX	XXX	XXX	XXX	XXX	XXX	2,884	2,884	2,884	2,884	
9. 2023.....	XXX	XXX	XXX	XXX	XXX	XXX	XXX	2,319	2,319	2,319	
10. 2024.....	XXX	XXX	XXX	XXX	XXX	XXX	XXX	XXX	807	807	
11. 2025.....	XXX	XXX	XXX	XXX	XXX	XXX	XXX	XXX	XXX	832	832
12. Totals.....	XXX	XXX	XXX	XXX	XXX	XXX	XXX	XXX	XXX	XXX	832
13. Earned Premiums (Sch P-Pt. 1)	2,398	2,149	2,272	2,354	2,345	2,608	2,884	2,319	807	832	XXX

SCHEDULE P - PART 6D - WORKERS' COMPENSATION
(EXCLUDING EXCESS WORKERS' COMPENSATION)
SECTION 1

Years in Which Premiums Were Earned and Losses Were Incurred	CUMULATIVE PREMIUMS EARNED DIRECT AND ASSUMED AT YEAR END (\$000 OMITTED)										11 Current Year Premiums Earned
	1	2	3	4	5	6	7	8	9	10	
	2016	2017	2018	2019	2020	2021	2022	2023	2024	2025	
1. Prior.....											
2. 2016.....	5,621	5,621	5,621	5,621	5,621	5,621	5,621	5,621	5,621	5,621	
3. 2017.....	XXX	5,182	5,182	5,182	5,182	5,182	5,182	5,182	5,182	5,182	
4. 2018.....	XXX	XXX	4,730	4,730	4,730	4,730	4,730	4,730	4,730	4,730	
5. 2019.....	XXX	XXX	XXX	4,527	4,527	4,527	4,527	4,527	4,527	4,527	
6. 2020.....	XXX	XXX	XXX	XXX	4,606	4,606	4,606	4,606	4,606	4,606	
7. 2021.....	XXX	XXX	XXX	XXX	XXX	4,507	4,507	4,507	4,507	4,507	
8. 2022.....	XXX	XXX	XXX	XXX	XXX	XXX	4,983	4,983	4,983	4,983	
9. 2023.....	XXX	XXX	XXX	XXX	XXX	XXX	XXX	5,809	5,809	5,809	
10. 2024.....	XXX	XXX	XXX	XXX	XXX	XXX	XXX	XXX	6,361	6,361	
11. 2025.....	XXX	XXX	XXX	XXX	XXX	XXX	XXX	XXX	XXX	7,978	7,978
12. Totals.....	XXX	XXX	XXX	XXX	XXX	XXX	XXX	XXX	XXX	XXX	7,978
13. Earned Premiums (Sch P-Pt. 1)	5,621	5,182	4,730	4,527	4,606	4,507	4,983	5,809	6,361	7,978	XXX

SECTION 2

Years in Which Premiums Were Earned and Losses Were Incurred	CUMULATIVE PREMIUMS EARNED CEDED AT YEAR END (\$000 OMITTED)										11 Current Year Premiums Earned
	1	2	3	4	5	6	7	8	9	10	
	2016	2017	2018	2019	2020	2021	2022	2023	2024	2025	
1. Prior.....											
2. 2016.....	712	712	712	712	712	712	712	712	712	712	
3. 2017.....	XXX	609	609	609	609	609	609	609	609	609	
4. 2018.....	XXX	XXX	806	806	806	806	806	806	806	806	
5. 2019.....	XXX	XXX	XXX	919	919	919	919	919	919	919	
6. 2020.....	XXX	XXX	XXX	XXX	1,072	1,072	1,072	1,072	1,072	1,072	
7. 2021.....	XXX	XXX	XXX	XXX	XXX	1,098	1,098	1,098	1,098	1,098	
8. 2022.....	XXX	XXX	XXX	XXX	XXX	XXX	1,274	1,274	1,274	1,274	
9. 2023.....	XXX	XXX	XXX	XXX	XXX	XXX	XXX	1,813	1,813	1,813	
10. 2024.....	XXX	XXX	XXX	XXX	XXX	XXX	XXX	XXX	2,511	2,511	
11. 2025.....	XXX	XXX	XXX	XXX	XXX	XXX	XXX	XXX	XXX	3,414	3,414
12. Totals.....	XXX	XXX	XXX	XXX	XXX	XXX	XXX	XXX	XXX	XXX	3,414
13. Earned Premiums (Sch P-Pt. 1)	712	609	806	919	1,072	1,098	1,274	1,813	2,511	3,414	XXX

ANNUAL STATEMENT FOR THE YEAR 2025 OF THE NATIONWIDE INSURANCE COMPANY OF AMERICA
SCHEDULE P - PART 6E - COMMERCIAL MULTIPLE PERIL
SECTION 1

Years in Which Premiums Were Earned and Losses Were Incurred	CUMULATIVE PREMIUMS EARNED DIRECT AND ASSUMED AT YEAR END (\$000 OMITTED)										11 Current Year Premiums Earned
	1	2	3	4	5	6	7	8	9	10	
	2016	2017	2018	2019	2020	2021	2022	2023	2024	2025	
1. Prior.....											
2. 2016.....	26,755	26,755	26,755	26,755	26,755	26,755	26,755	26,755	26,755	26,755	
3. 2017.....	XXX	26,429	26,429	26,429	26,429	26,429	26,429	26,429	26,429	26,429	
4. 2018.....	XXX	XXX	25,072	25,072	25,072	25,072	25,072	25,072	25,072	25,072	
5. 2019.....	XXX	XXX	XXX	24,622	24,622	24,622	24,622	24,622	24,622	24,622	
6. 2020.....	XXX	XXX	XXX	XXX	25,544	25,544	25,544	25,544	25,544	25,544	
7. 2021.....	XXX	XXX	XXX	XXX	XXX	27,726	27,726	27,726	27,726	27,726	
8. 2022.....	XXX	XXX	XXX	XXX	XXX	XXX	28,874	28,874	28,874	28,874	
9. 2023.....	XXX	XXX	XXX	XXX	XXX	XXX	XXX	29,982	29,982	29,982	
10. 2024.....	XXX	XXX	XXX	XXX	XXX	XXX	XXX	XXX	19,484	19,484	
11. 2025.....	XXX	XXX	XXX	XXX	XXX	XXX	XXX	XXX	XXX	16,112	16,112
12. Totals.....	XXX	XXX	XXX	XXX	XXX	XXX	XXX	XXX	XXX	XXX	16,112
13. Earned Premiums (Sch P-Pt. 1)	26,755	26,429	25,072	24,622	25,544	27,726	28,874	29,982	19,484	16,112	XXX

SECTION 2

Years in Which Premiums Were Earned and Losses Were Incurred	CUMULATIVE PREMIUMS EARNED CEDED AT YEAR END (\$000 OMITTED)										11 Current Year Premiums Earned
	1	2	3	4	5	6	7	8	9	10	
	2016	2017	2018	2019	2020	2021	2022	2023	2024	2025	
1. Prior.....											
2. 2016.....	1,618	1,618	1,618	1,618	1,618	1,618	1,618	1,618	1,618	1,618	
3. 2017.....	XXX	1,945	1,945	1,945	1,945	1,945	1,945	1,945	1,945	1,945	
4. 2018.....	XXX	XXX	1,796	1,796	1,796	1,796	1,796	1,796	1,796	1,796	
5. 2019.....	XXX	XXX	XXX	2,098	2,098	2,098	2,098	2,098	2,098	2,098	
6. 2020.....	XXX	XXX	XXX	XXX	2,668	2,668	2,668	2,668	2,668	2,668	
7. 2021.....	XXX	XXX	XXX	XXX	XXX	3,256	3,256	3,256	3,256	3,256	
8. 2022.....	XXX	XXX	XXX	XXX	XXX	XXX	3,466	3,466	3,466	3,466	
9. 2023.....	XXX	XXX	XXX	XXX	XXX	XXX	XXX	4,037	4,037	4,037	
10. 2024.....	XXX	XXX	XXX	XXX	XXX	XXX	XXX	XXX	1,475	1,475	
11. 2025.....	XXX	XXX	XXX	XXX	XXX	XXX	XXX	XXX	XXX	832	832
12. Totals.....	XXX	XXX	XXX	XXX	XXX	XXX	XXX	XXX	XXX	XXX	832
13. Earned Premiums (Sch P-Pt. 1)	1,618	1,945	1,796	2,098	2,668	3,256	3,466	4,037	1,475	832	XXX

SCHEDULE P - PART 6H - OTHER LIABILITY - OCCURRENCE
SECTION 1A

Years in Which Premiums Were Earned and Losses Were Incurred	CUMULATIVE PREMIUMS EARNED DIRECT AND ASSUMED AT YEAR END (\$000 OMITTED)										11 Current Year Premiums Earned
	1	2	3	4	5	6	7	8	9	10	
	2016	2017	2018	2019	2020	2021	2022	2023	2024	2025	
1. Prior.....											
2. 2016.....	15,417	15,417	15,417	15,417	15,417	15,417	15,417	15,417	15,417	15,417	
3. 2017.....	XXX	14,961	14,961	14,961	14,961	14,961	14,961	14,961	14,961	14,961	
4. 2018.....	XXX	XXX	14,282	14,282	14,282	14,282	14,282	14,282	14,282	14,282	
5. 2019.....	XXX	XXX	XXX	14,569	14,569	14,569	14,569	14,569	14,569	14,569	
6. 2020.....	XXX	XXX	XXX	XXX	15,145	15,145	15,145	15,145	15,145	15,145	
7. 2021.....	XXX	XXX	XXX	XXX	XXX	16,855	16,855	16,855	16,855	16,855	
8. 2022.....	XXX	XXX	XXX	XXX	XXX	XXX	19,685	19,685	19,685	19,685	
9. 2023.....	XXX	XXX	XXX	XXX	XXX	XXX	XXX	18,461	18,461	18,461	
10. 2024.....	XXX	XXX	XXX	XXX	XXX	XXX	XXX	XXX	16,703	16,703	
11. 2025.....	XXX	XXX	XXX	XXX	XXX	XXX	XXX	XXX	XXX	18,029	18,029
12. Totals.....	XXX	XXX	XXX	XXX	XXX	XXX	XXX	XXX	XXX	XXX	18,029
13. Earned Premiums (Sch P-Pt. 1)	15,417	14,961	14,282	14,569	15,145	16,855	19,685	18,461	16,703	18,029	XXX

SECTION 2A

Years in Which Premiums Were Earned and Losses Were Incurred	CUMULATIVE PREMIUMS EARNED CEDED AT YEAR END (\$000 OMITTED)										11 Current Year Premiums Earned
	1	2	3	4	5	6	7	8	9	10	
	2016	2017	2018	2019	2020	2021	2022	2023	2024	2025	
1. Prior.....											
2. 2016.....	2,103	2,103	2,103	2,103	2,103	2,103	2,103	2,103	2,103	2,103	
3. 2017.....	XXX	1,967	1,967	1,967	1,967	1,967	1,967	1,967	1,967	1,967	
4. 2018.....	XXX	XXX	1,846	1,846	1,846	1,846	1,846	1,846	1,846	1,846	
5. 2019.....	XXX	XXX	XXX	2,004	2,004	2,004	2,004	2,004	2,004	2,004	
6. 2020.....	XXX	XXX	XXX	XXX	2,449	2,449	2,449	2,449	2,449	2,449	
7. 2021.....	XXX	XXX	XXX	XXX	XXX	3,465	3,465	3,465	3,465	3,465	
8. 2022.....	XXX	XXX	XXX	XXX	XXX	XXX	5,769	5,769	5,769	5,769	
9. 2023.....	XXX	XXX	XXX	XXX	XXX	XXX	XXX	4,474	4,474	4,474	
10. 2024.....	XXX	XXX	XXX	XXX	XXX	XXX	XXX	XXX	3,442	3,442	
11. 2025.....	XXX	XXX	XXX	XXX	XXX	XXX	XXX	XXX	XXX	4,435	4,435
12. Totals.....	XXX	XXX	XXX	XXX	XXX	XXX	XXX	XXX	XXX	XXX	4,435
13. Earned Premiums (Sch P-Pt. 1)	2,103	1,967	1,846	2,004	2,449	3,465	5,769	4,474	3,442	4,435	XXX

ANNUAL STATEMENT FOR THE YEAR 2025 OF THE NATIONWIDE INSURANCE COMPANY OF AMERICA

SCHEDULE P - PART 6H - OTHER LIABILITY - CLAIMS-MADE

SECTION 1B

Years in Which Premiums Were Earned and Losses Were Incurred	CUMULATIVE PREMIUMS EARNED DIRECT AND ASSUMED AT YEAR END (\$000 OMITTED)										11 Current Year Premiums Earned
	1	2	3	4	5	6	7	8	9	10	
	2016	2017	2018	2019	2020	2021	2022	2023	2024	2025	
1. Prior.....											
2. 2016.....	5,776	5,776	5,776	5,776	5,776	5,776	5,776	5,776	5,776	5,776	
3. 2017.....	XXX	6,151	6,151	6,151	6,151	6,151	6,151	6,151	6,151	6,151	
4. 2018.....	XXX	XXX	6,907	6,907	6,907	6,907	6,907	6,907	6,907	6,907	
5. 2019.....	XXX	XXX	XXX	7,986	7,986	7,986	7,986	7,986	7,986	7,986	
6. 2020.....	XXX	XXX	XXX	XXX	10,369	10,369	10,369	10,369	10,369	10,369	
7. 2021.....	XXX	XXX	XXX	XXX	XXX	13,425	13,425	13,425	13,425	13,425	
8. 2022.....	XXX	XXX	XXX	XXX	XXX	XXX	15,504	15,504	15,504	15,504	
9. 2023.....	XXX	XXX	XXX	XXX	XXX	XXX	XXX	16,005	16,005	16,005	
10. 2024.....	XXX	XXX	XXX	XXX	XXX	XXX	XXX	XXX	17,260	17,260	
11. 2025.....	XXX	XXX	XXX	XXX	XXX	XXX	XXX	XXX	XXX	16,500	16,500
12. Totals.....	XXX	XXX	XXX	XXX	XXX	XXX	XXX	XXX	XXX	XXX	16,500
13. Earned Premiums (Sch P-Pt. 1)	5,776	6,151	6,907	7,986	10,369	13,425	15,504	16,005	17,260	16,500	XXX

SECTION 2B

Years in Which Premiums Were Earned and Losses Were Incurred	CUMULATIVE PREMIUMS EARNED CEDED AT YEAR END (\$000 OMITTED)										11 Current Year Premiums Earned
	1	2	3	4	5	6	7	8	9	10	
	2016	2017	2018	2019	2020	2021	2022	2023	2024	2025	
1. Prior.....											
2. 2016.....	1,674	1,674	1,674	1,674	1,674	1,674	1,674	1,674	1,674	1,674	
3. 2017.....	XXX	1,564	1,564	1,564	1,564	1,564	1,564	1,564	1,564	1,564	
4. 2018.....	XXX	XXX	1,730	1,730	1,730	1,730	1,730	1,730	1,730	1,730	
5. 2019.....	XXX	XXX	XXX	2,046	2,046	2,046	2,046	2,046	2,046	2,046	
6. 2020.....	XXX	XXX	XXX	XXX	2,829	2,829	2,829	2,829	2,829	2,829	
7. 2021.....	XXX	XXX	XXX	XXX	XXX	3,557	3,557	3,557	3,557	3,557	
8. 2022.....	XXX	XXX	XXX	XXX	XXX	XXX	4,199	4,199	4,199	4,199	
9. 2023.....	XXX	XXX	XXX	XXX	XXX	XXX	XXX	4,615	4,615	4,615	
10. 2024.....	XXX	XXX	XXX	XXX	XXX	XXX	XXX	XXX	5,736	5,736	
11. 2025.....	XXX	XXX	XXX	XXX	XXX	XXX	XXX	XXX	XXX	4,913	4,913
12. Totals.....	XXX	XXX	XXX	XXX	XXX	XXX	XXX	XXX	XXX	XXX	4,913
13. Earned Premiums (Sch P-Pt. 1)	1,674	1,564	1,730	2,046	2,829	3,557	4,199	4,615	5,736	4,913	XXX

SCHEDULE P - PART 6M - INTERNATIONAL

SECTION 1

Years in Which Premiums Were Earned and Losses Were Incurred	CUMULATIVE PREMIUMS EARNED DIRECT AND ASSUMED AT YEAR END (\$000 OMITTED)										11 Current Year Premiums Earned
	1	2	3	4	5	6	7	8	9	10	
	2016	2017	2018	2019	2020	2021	2022	2023	2024	2025	
1. Prior.....											
2. 2016.....											
3. 2017.....	XXX	1	1	1	1	1	1	1	1	1	
4. 2018.....	XXX	XXX									
5. 2019.....	XXX	XXX	XXX								
6. 2020.....	XXX	XXX	XXX	XXX							
7. 2021.....	XXX	XXX	XXX	XXX	XXX						
8. 2022.....	XXX	XXX	XXX	XXX	XXX	XXX					
9. 2023.....	XXX	XXX	XXX	XXX	XXX	XXX	XXX				
10. 2024.....	XXX	XXX	XXX	XXX	XXX	XXX	XXX	XXX			
11. 2025.....	XXX	XXX	XXX	XXX	XXX	XXX	XXX	XXX	XXX		
12. Totals.....	XXX	XXX	XXX	XXX	XXX	XXX	XXX	XXX	XXX	XXX	
13. Earned Premiums (Sch P-Pt. 1)		1									XXX

SECTION 2

Years in Which Premiums Were Earned and Losses Were Incurred	CUMULATIVE PREMIUMS EARNED CEDED AT YEAR END (\$000 OMITTED)										11 Current Year Premiums Earned
	1	2	3	4	5	6	7	8	9	10	
	2016	2017	2018	2019	2020	2021	2022	2023	2024	2025	
1. Prior.....											
2. 2016.....											
3. 2017.....	XXX										
4. 2018.....	XXX	XXX									
5. 2019.....	XXX	XXX	XXX								
6. 2020.....	XXX	XXX	XXX	XXX							
7. 2021.....	XXX	XXX	XXX	XXX	XXX						
8. 2022.....	XXX	XXX	XXX	XXX	XXX	XXX					
9. 2023.....	XXX	XXX	XXX	XXX	XXX	XXX	XXX				
10. 2024.....	XXX	XXX	XXX	XXX	XXX	XXX	XXX	XXX			
11. 2025.....	XXX	XXX	XXX	XXX	XXX	XXX	XXX	XXX	XXX		
12. Totals.....	XXX	XXX	XXX	XXX	XXX	XXX	XXX	XXX	XXX	XXX	
13. Earned Premiums (Sch P-Pt. 1)											XXX

ANNUAL STATEMENT FOR THE YEAR 2025 OF THE NATIONWIDE INSURANCE COMPANY OF AMERICA
SCHEDULE P - PART 6N - REINSURANCE - NONPROPORTIONAL ASSUMED PROPERTY
SECTION 1

Years in Which Premiums Were Earned and Losses Were Incurred	CUMULATIVE PREMIUMS EARNED DIRECT AND ASSUMED AT YEAR END (\$000 OMITTED)										11 Current Year Premiums Earned
	1 2016	2 2017	3 2018	4 2019	5 2020	6 2021	7 2022	8 2023	9 2024	10 2025	
1. Prior.....											
2. 2016.....											
3. 2017.....	XXX										
4. 2018.....	XXX	XXX									
5. 2019.....	XXX	XXX	XXX								
6. 2020.....	XXX	XXX	XXX	XXX							
7. 2021.....	XXX	XXX	XXX	XXX	XXX						
8. 2022.....	XXX	XXX	XXX	XXX	XXX	XXX					
9. 2023.....	XXX	XXX	XXX	XXX	XXX	XXX	XXX	825	825	825	
10. 2024.....	XXX	XXX	XXX	XXX	XXX	XXX	XXX	XXX	776	776	
11. 2025.....	XXX	XXX	XXX	XXX	XXX	XXX	XXX	XXX	XXX	744	744
12. Totals.....	XXX	XXX	XXX	XXX	XXX	XXX	XXX	XXX	XXX	XXX	744
13. Earned Premiums (Sch P-Pt. 1)								825	776	744	XXX

SECTION 2

Years in Which Premiums Were Earned and Losses Were Incurred	CUMULATIVE PREMIUMS EARNED CEDED AT YEAR END (\$000 OMITTED)										11 Current Year Premiums Earned
	1 2016	2 2017	3 2018	4 2019	5 2020	6 2021	7 2022	8 2023	9 2024	10 2025	
1. Prior.....											
2. 2016.....											
3. 2017.....	XXX										
4. 2018.....	XXX	XXX									
5. 2019.....	XXX	XXX	XXX								
6. 2020.....	XXX	XXX	XXX	XXX							
7. 2021.....	XXX	XXX	XXX	XXX	XXX						
8. 2022.....	XXX	XXX	XXX	XXX	XXX	XXX					
9. 2023.....	XXX	XXX	XXX	XXX	XXX	XXX	XXX	430	430	430	
10. 2024.....	XXX	XXX	XXX	XXX	XXX	XXX	XXX	XXX	470	470	
11. 2025.....	XXX	XXX	XXX	XXX	XXX	XXX	XXX	XXX	XXX	424	424
12. Totals.....	XXX	XXX	XXX	XXX	XXX	XXX	XXX	XXX	XXX	XXX	424
13. Earned Premiums (Sch P-Pt. 1)								430	470	424	XXX

SCHEDULE P - PART 6O - REINSURANCE - NONPROPORTIONAL ASSUMED LIABILITY
SECTION 1

Years in Which Premiums Were Earned and Losses Were Incurred	CUMULATIVE PREMIUMS EARNED DIRECT AND ASSUMED AT YEAR END (\$000 OMITTED)										11 Current Year Premiums Earned
	1 2016	2 2017	3 2018	4 2019	5 2020	6 2021	7 2022	8 2023	9 2024	10 2025	
1. Prior.....											
2. 2016.....											
3. 2017.....	XXX	(1)	(1)	(1)	(1)	(1)	(1)	(1)	(1)	(1)	
4. 2018.....	XXX	XXX									
5. 2019.....	XXX	XXX	XXX								
6. 2020.....	XXX	XXX	XXX	XXX							
7. 2021.....	XXX	XXX	XXX	XXX	XXX						
8. 2022.....	XXX	XXX	XXX	XXX	XXX	XXX	9	9	9	9	
9. 2023.....	XXX	XXX	XXX	XXX	XXX	XXX	XXX	332	332	332	
10. 2024.....	XXX	XXX	XXX	XXX	XXX	XXX	XXX	XXX	359	359	
11. 2025.....	XXX	XXX	XXX	XXX	XXX	XXX	XXX	XXX	XXX	1,026	1,026
12. Totals.....	XXX	XXX	XXX	XXX	XXX	XXX	XXX	XXX	XXX	XXX	1,026
13. Earned Premiums (Sch P-Pt. 1)		(1)					9	332	359	1,026	XXX

SECTION 2

Years in Which Premiums Were Earned and Losses Were Incurred	CUMULATIVE PREMIUMS EARNED CEDED AT YEAR END (\$000 OMITTED)										11 Current Year Premiums Earned
	1 2016	2 2017	3 2018	4 2019	5 2020	6 2021	7 2022	8 2023	9 2024	10 2025	
1. Prior.....											
2. 2016.....											
3. 2017.....	XXX	(1)	(1)	(1)	(1)	(1)	(1)	(1)	(1)	(1)	
4. 2018.....	XXX	XXX									
5. 2019.....	XXX	XXX	XXX								
6. 2020.....	XXX	XXX	XXX	XXX							
7. 2021.....	XXX	XXX	XXX	XXX	XXX						
8. 2022.....	XXX	XXX	XXX	XXX	XXX	XXX	4	4	4	4	
9. 2023.....	XXX	XXX	XXX	XXX	XXX	XXX	XXX	166	166	166	
10. 2024.....	XXX	XXX	XXX	XXX	XXX	XXX	XXX	XXX	179	179	
11. 2025.....	XXX	XXX	XXX	XXX	XXX	XXX	XXX	XXX	XXX	515	515
12. Totals.....	XXX	XXX	XXX	XXX	XXX	XXX	XXX	XXX	XXX	XXX	515
13. Earned Premiums (Sch P-Pt. 1)		(1)					4	166	179	515	XXX

ANNUAL STATEMENT FOR THE YEAR 2025 OF THE NATIONWIDE INSURANCE COMPANY OF AMERICA
SCHEDULE P - PART 6R - PRODUCTS LIABILITY - OCCURRENCE
SECTION 1A

Years in Which Premiums Were Earned and Losses Were Incurred	CUMULATIVE PREMIUMS EARNED DIRECT AND ASSUMED AT YEAR END (\$000 OMITTED)										11 Current Year Premiums Earned
	1	2	3	4	5	6	7	8	9	10	
	2016	2017	2018	2019	2020	2021	2022	2023	2024	2025	
1. Prior.....											
2. 2016.....	1,102	1,102	1,102	1,102	1,102	1,102	1,102	1,102	1,102	1,102	1,102
3. 2017.....	XXX	1,031	1,031	1,031	1,031	1,031	1,031	1,031	1,031	1,031	1,031
4. 2018.....	XXX	XXX	920	920	920	920	920	920	920	920	920
5. 2019.....	XXX	XXX	XXX	794	794	794	794	794	794	794	794
6. 2020.....	XXX	XXX	XXX	XXX	877	877	877	877	877	877	877
7. 2021.....	XXX	XXX	XXX	XXX	XXX	913	913	913	913	913	913
8. 2022.....	XXX	XXX	XXX	XXX	XXX	XXX	956	956	956	956	956
9. 2023.....	XXX	XXX	XXX	XXX	XXX	XXX	XXX	876	876	876	876
10. 2024.....	XXX	XXX	XXX	XXX	XXX	XXX	XXX	XXX	894	894	894
11. 2025.....	XXX	XXX	XXX	XXX	XXX	XXX	XXX	XXX	XXX	1,189	1,189
12. Totals.....	XXX	XXX	XXX	XXX	XXX	XXX	XXX	XXX	XXX	XXX	1,189
13. Earned Premiums (Sch P-Pt. 1)	1,102	1,031	920	794	877	913	956	876	894	1,189	XXX

SECTION 2A

Years in Which Premiums Were Earned and Losses Were Incurred	CUMULATIVE PREMIUMS EARNED CEDED AT YEAR END (\$000 OMITTED)										11 Current Year Premiums Earned
	1	2	3	4	5	6	7	8	9	10	
	2016	2017	2018	2019	2020	2021	2022	2023	2024	2025	
1. Prior.....											
2. 2016.....	18	18	18	18	18	18	18	18	18	18	18
3. 2017.....	XXX	13	13	13	13	13	13	13	13	13	13
4. 2018.....	XXX	XXX	2	2	2	2	2	2	2	2	2
5. 2019.....	XXX	XXX	XXX	(3)	(3)	(3)	(3)	(3)	(3)	(3)	(3)
6. 2020.....	XXX	XXX	XXX	XXX	8	8	8	8	8	8	8
7. 2021.....	XXX	XXX	XXX	XXX	XXX	76	76	76	76	76	76
8. 2022.....	XXX	XXX	XXX	XXX	XXX	XXX	100	100	100	100	100
9. 2023.....	XXX	XXX	XXX	XXX	XXX	XXX	XXX	121	121	121	121
10. 2024.....	XXX	XXX	XXX	XXX	XXX	XXX	XXX	XXX	168	168	168
11. 2025.....	XXX	XXX	XXX	XXX	XXX	XXX	XXX	XXX	XXX	274	274
12. Totals.....	XXX	XXX	XXX	XXX	XXX	XXX	XXX	XXX	XXX	XXX	274
13. Earned Premiums (Sch P-Pt. 1)	18	13	2	(3)	8	76	100	121	168	274	XXX

SCHEDULE P - PART 6R - PRODUCTS LIABILITY - CLAIMS-MADE
SECTION 1B

Years in Which Premiums Were Earned and Losses Were Incurred	CUMULATIVE PREMIUMS EARNED DIRECT AND ASSUMED AT YEAR END (\$000 OMITTED)										11 Current Year Premiums Earned
	1	2	3	4	5	6	7	8	9	10	
	2016	2017	2018	2019	2020	2021	2022	2023	2024	2025	
1. Prior.....											
2. 2016.....	8	8	8	8	8	8	8	8	8	8	8
3. 2017.....	XXX	2	2	2	2	2	2	2	2	2	2
4. 2018.....	XXX	XXX	1	1	1	1	1	1	1	1	1
5. 2019.....	XXX	XXX	XXX	1	1	1	1	1	1	1	1
6. 2020.....	XXX	XXX	XXX	XXX	14	14	14	14	14	14	14
7. 2021.....	XXX	XXX	XXX	XXX	XXX	81	81	81	81	81	81
8. 2022.....	XXX	XXX	XXX	XXX	XXX	XXX	131	131	131	131	131
9. 2023.....	XXX	XXX	XXX	XXX	XXX	XXX	XXX	165	165	165	165
10. 2024.....	XXX	XXX	XXX	XXX	XXX	XXX	XXX	XXX	150	150	150
11. 2025.....	XXX	XXX	XXX	XXX	XXX	XXX	XXX	XXX	XXX	391	391
12. Totals.....	XXX	XXX	XXX	XXX	XXX	XXX	XXX	XXX	XXX	XXX	391
13. Earned Premiums (Sch P-Pt. 1)	8	2	1	1	14	81	131	165	150	391	XXX

SECTION 2B

Years in Which Premiums Were Earned and Losses Were Incurred	CUMULATIVE PREMIUMS EARNED CEDED AT YEAR END (\$000 OMITTED)										11 Current Year Premiums Earned
	1	2	3	4	5	6	7	8	9	10	
	2016	2017	2018	2019	2020	2021	2022	2023	2024	2025	
1. Prior.....											
2. 2016.....											
3. 2017.....	XXX										
4. 2018.....	XXX	XXX									
5. 2019.....	XXX	XXX	XXX								
6. 2020.....	XXX	XXX	XXX	XXX	11	11	11	11	11	11	11
7. 2021.....	XXX	XXX	XXX	XXX	XXX	51	51	51	51	51	51
8. 2022.....	XXX	XXX	XXX	XXX	XXX	XXX	74	74	74	74	74
9. 2023.....	XXX	XXX	XXX	XXX	XXX	XXX	XXX	76	76	76	76
10. 2024.....	XXX	XXX	XXX	XXX	XXX	XXX	XXX	XXX	53	53	53
11. 2025.....	XXX	XXX	XXX	XXX	XXX	XXX	XXX	XXX	XXX	169	169
12. Totals.....	XXX	XXX	XXX	XXX	XXX	XXX	XXX	XXX	XXX	XXX	169
13. Earned Premiums (Sch P-Pt. 1)					11	51	74	76	53	169	XXX

ANNUAL STATEMENT FOR THE YEAR 2025 OF THE NATIONWIDE INSURANCE COMPANY OF AMERICA
SCHEDULE P - PART 7A - PRIMARY LOSS SENSITIVE CONTRACTS (\$000 OMITTED)
SECTION 1

Schedule P - Part 1	1 Total Net Losses and Expenses Unpaid	2 Net Losses and Expenses Unpaid on Loss Sensitive Contracts	3 Loss Sensitive as Percentage of Total	4 Total Net Premiums Written	5 Net Premiums Written on Loss Sensitive Contracts	6 Loss Sensitive as Percentage of Total
1. Homeowners/farmowners	11,607			39,241		
2. Private passenger auto liability/medical	22,318			21,135		
3. Commercial auto/truck liability/medical	13,225	516	3.9	6,239	226	3.6
4. Workers' compensation	8,301			5,030		
5. Commercial multiple peril	24,101			15,362		
6. Medical professional liability - occurrence.....	60			29		
7. Medical professional liability - claims - made	726			539		
8. Special liability	421			444		
9. Other liability - occurrence	37,648	97	0.3	15,507	266	1.7
10. Other liability - claims-made	19,799			10,692		
11. Special property	4,208	156	3.7	11,218	147	1.3
12. Auto physical damage	1,344			21,047		
13. Fidelity/surety	868			2,222		
14. Other	84			4,032		
15. International						
16. Reinsurance - nonproportional assumed property	XXX	XXX	XXX	XXX	XXX	XXX
17. Reinsurance - nonproportional assumed liability	XXX	XXX	XXX	XXX	XXX	XXX
18. Reinsurance - nonproportional assumed financial lines	XXX	XXX	XXX	XXX	XXX	XXX
19. Products liability - occurrence	10,049			998		
20. Products liability - claims-made	180			270		
21. Financial guaranty/mortgage guaranty						
22. Warranty	14			121		
23. Pet insurance plans	1,025			9,563		
24. Totals	155,980	770	0.5	163,691	639	0.4

SECTION 2

Years in Which Policies Were Issued	INCURRED LOSSES AND DEFENSE AND COST CONTAINMENT EXPENSES REPORTED AT YEAR END (\$000 OMITTED)									
	1	2	3	4	5	6	7	8	9	10
	2016	2017	2018	2019	2020	2021	2022	2023	2024	2025
1. Prior.....										
2. 2016.....										
3. 2017.....	XXX									
4. 2018.....	XXX	XXX								
5. 2019.....	XXX	XXX	XXX							
6. 2020.....	XXX	XXX	XXX	XXX						
7. 2021.....	XXX	XXX	XXX	XXX	XXX					
8. 2022.....	XXX	XXX	XXX	XXX	XXX	XXX		4	24	(16)
9. 2023.....	XXX	XXX	XXX	XXX	XXX	XXX	XXX	234	179	187
10. 2024.....	XXX	XXX	XXX	XXX	XXX	XXX	XXX	XXX	267	111
11. 2025	XXX	XXX	XXX	XXX	XXX	XXX	XXX	XXX	XXX	305

SECTION 3

Years in Which Policies Were Issued	BULK AND INCURRED BUT NOT REPORTED RESERVES FOR LOSSES AND DEFENSE AND COST CONTAINMENT EXPENSES AT YEAR END (\$000 OMITTED)									
	1	2	3	4	5	6	7	8	9	10
	2016	2017	2018	2019	2020	2021	2022	2023	2024	2025
1. Prior.....										
2. 2016.....										
3. 2017.....	XXX									
4. 2018.....	XXX	XXX								
5. 2019.....	XXX	XXX	XXX							
6. 2020.....	XXX	XXX	XXX	XXX						
7. 2021.....	XXX	XXX	XXX	XXX	XXX					
8. 2022.....	XXX	XXX	XXX	XXX	XXX	XXX		4	4	4
9. 2023.....	XXX	XXX	XXX	XXX	XXX	XXX	XXX	234	181	102
10. 2024.....	XXX	XXX	XXX	XXX	XXX	XXX	XXX	XXX	232	213
11. 2025	XXX	XXX	XXX	XXX	XXX	XXX	XXX	XXX	XXX	329

ANNUAL STATEMENT FOR THE YEAR 2025 OF THE NATIONWIDE INSURANCE COMPANY OF AMERICA
SCHEDULE P - PART 7A - PRIMARY LOSS SENSITIVE CONTRACTS (Continued)

SECTION 4

Years in Which Policies Were Issued	NET EARNED PREMIUMS REPORTED AT YEAR END (\$000 OMITTED)									
	1	2	3	4	5	6	7	8	9	10
	2016	2017	2018	2019	2020	2021	2022	2023	2024	2025
1. Prior.....										
2. 2016.....										
3. 2017.....	XXX									
4. 2018.....	XXX	XXX								
5. 2019.....	XXX	XXX	XXX							
6. 2020.....	XXX	XXX	XXX	XXX						
7. 2021.....	XXX	XXX	XXX	XXX	XXX					
8. 2022.....	XXX	XXX	XXX	XXX	XXX	XXX				
9. 2023.....	XXX	XXX	XXX	XXX	XXX	XXX	XXX	288	288	288
10. 2024.....	XXX	XXX	XXX	XXX	XXX	XXX	XXX	XXX	418	418
11. 2025.....	XXX	XXX	XXX	XXX	XXX	XXX	XXX	XXX	XXX	540

SECTION 5

Years in Which Policies Were Issued	NET RESERVE FOR PREMIUM ADJUSTMENTS AND ACCRUED RETROSPECTIVE PREMIUMS AT YEAR END (\$000 OMITTED)									
	1	2	3	4	5	6	7	8	9	10
	2016	2017	2018	2019	2020	2021	2022	2023	2024	2025
1. Prior.....										
2. 2016.....										
3. 2017.....	XXX									
4. 2018.....	XXX	XXX								
5. 2019.....	XXX	XXX	XXX							
6. 2020.....	XXX	XXX	XXX	XXX						
7. 2021.....	XXX	XXX	XXX	XXX	XXX					
8. 2022.....	XXX	XXX	XXX	XXX	XXX	XXX				
9. 2023.....	XXX	XXX	XXX	XXX	XXX	XXX	XXX			
10. 2024.....	XXX	XXX	XXX	XXX	XXX	XXX	XXX	XXX		
11. 2025.....	XXX	XXX	XXX	XXX	XXX	XXX	XXX	XXX	XXX	

NONE

Schedule P - Part 7B - Section 1 - Reinsurance Loss Sensitive Contracts

N O N E

Schedule P - Part 7B - Section 2 - Reinsurance Loss Sensitive Contracts

N O N E

Schedule P - Part 7B - Section 3 - Reinsurance Loss Sensitive Contracts

N O N E

Schedule P - Part 7B - Section 4 - Reinsurance Loss Sensitive Contracts

N O N E

Schedule P - Part 7B - Section 5 - Reinsurance Loss Sensitive Contracts

N O N E

Schedule P - Part 7B - Section 6 - Reinsurance Loss Sensitive Contracts

N O N E

Schedule P - Part 7B - Section 7 - Reinsurance Loss Sensitive Contracts

N O N E

SCHEDULE P INTERROGATORIES

1. The following questions relate to yet-to-be-issued Extended Reporting Endorsements (EREs) arising from Death, Disability, or Retirement (DDR) provisions in Medical Professional Liability Claims Made insurance policies. EREs provided for reasons other than DDR are not to be included.
- 1.1 Does the company issue Medical Professional Liability Claims Made insurance policies that provide tail (also known as an extended reporting endorsement, or "ERE") benefits in the event of Death, Disability, or Retirement (DDR) at a reduced charge or at no additional cost? Yes [] No [X]
 If the answer to question 1.1 is "no", leave the following questions blank. If the answer to question 1.1 is "yes", please answer the following questions:
- 1.2 What is the total amount of the reserve for that provision (DDR Reserve), as reported, explicitly or not, elsewhere in this statement (in dollars)? \$
- 1.3 Does the company report any DDR reserve as Unearned Premium Reserve per SSAP #65? Yes [] No []
- 1.4 Does the company report any DDR reserve as loss or loss adjustment expense reserve? Yes [] No []
- 1.5 If the company reports DDR reserve as Unearned Premium Reserve, does that amount match the figure on the Underwriting and Investment Exhibit, Part 1A - Recapitulation of all Premiums (Page 7) Column 2, Lines 11.1 plus 11.2? Yes [] No [] N/A []
- 1.6 If the company reports DDR reserve as loss or loss adjustment expense reserve, please complete the following table corresponding to where these reserves are reported in Schedule P:

Years in Which Premiums Were Earned and Losses Were Incurred		DDR Reserve Included in Schedule P, Part 1F, Medical Professional Liability Column 24: Total Net Losses and Expenses Unpaid	
		1 Section 1: Occurrence	2 Section 2: Claims-Made
1.601	Prior		
1.602	2016		
1.603	2017		
1.604	2018		
1.605	2019		
1.606	2020		
1.607	2021		
1.608	2022		
1.609	2023		
1.610	2024		
1.611	2025		
1.612	Totals		

2. The definition of allocated loss adjustment expenses (ALAE) and, therefore, unallocated loss adjustment expenses (ULAE) was changed effective January 1, 1998. This change in definition applies to both paid and unpaid expenses. Are these expenses (now reported as "Defense and Cost Containment" and "Adjusting and Other") reported in compliance with these definitions in this statement? Yes [X] No []

3. The Adjusting and Other expense payments and reserves should be allocated to the years in which the losses were incurred based on the number of claims reported, closed and outstanding in those years. When allocating Adjusting and Other expense between companies in a group or a pool, the Adjusting and Other expense should be allocated in the same percentage used for the loss amounts and the claim counts. For reinsurers, Adjusting and Other expense assumed should be reported according to the reinsurance contract. For Adjusting and Other expense incurred by reinsurers, or in those situations where suitable claim count information is not available, Adjusting and Other expense should be allocated by a reasonable method determined by the company and described in Interrogatory 7, below. Are they so reported in this Statement? Yes [X] No []

4. Do any lines in Schedule P include reserves that are reported gross of any discount to present value of future payments, and that are reported net of such discounts on Page 10? Yes [] No [X]

If yes, proper disclosure must be made in the Notes to Financial Statements, as specified in the Instructions. Also, the discounts must be reported in Schedule P - Part 1, Columns 32 and 33. Schedule P must be completed gross of non-tabular discounting. Work papers relating to discount calculations must be available for examination upon request.
 Discounting is allowed only if expressly permitted by the state insurance department to which this Annual Statement is being filed.

5. What were the net premiums in force at the end of the year for:
 (in thousands of dollars) 5.1 Fidelity 84
 5.2 Surety 2,138

6. Claim count information is reported per claim or per claimant (Indicate which) per claim.....
 If not the same in all years, explain in Interrogatory 7.

7.1 The information provided in Schedule P will be used by many persons to estimate the adequacy of the current loss and expense reserves, among other things. Are there any especially significant events, coverage, retention or accounting changes that have occurred that must be considered when making such analyses? Yes [] No [X]

7.2 (An extended statement may be attached.)

SCHEDULE T - PART 2
INTERSTATE COMPACT - EXHIBIT OF PREMIUMS WRITTEN

Allocated by States and Territories

States, Etc.		Direct Business Only					6 Totals
		1 Life (Group and Individual)	2 Annuities (Group and Individual)	3 Disability Income (Group and Individual)	4 Long-Term Care (Group and Individual)	5 Deposit-Type Contracts	
1. Alabama	AL						
2. Alaska	AK						
3. Arizona	AZ						
4. Arkansas	AR						
5. California	CA						
6. Colorado	CO						
7. Connecticut	CT						
8. Delaware	DE						
9. District of Columbia	DC						
10. Florida	FL						
11. Georgia	GA						
12. Hawaii	HI						
13. Idaho	ID						
14. Illinois	IL						
15. Indiana	IN						
16. Iowa	IA						
17. Kansas	KS						
18. Kentucky	KY						
19. Louisiana	LA						
20. Maine	ME						
21. Maryland	MD						
22. Massachusetts	MA						
23. Michigan	MI						
24. Minnesota	MN						
25. Mississippi	MS						
26. Missouri	MO						
27. Montana	MT						
28. Nebraska	NE						
29. Nevada	NV						
30. New Hampshire	NH						
31. New Jersey	NJ						
32. New Mexico	NM						
33. New York	NY						
34. North Carolina	NC						
35. North Dakota	ND						
36. Ohio	OH						
37. Oklahoma	OK						
38. Oregon	OR						
39. Pennsylvania	PA						
40. Rhode Island	RI						
41. South Carolina	SC						
42. South Dakota	SD						
43. Tennessee	TN						
44. Texas	TX						
45. Utah	UT						
46. Vermont	VT						
47. Virginia	VA						
48. Washington	WA						
49. West Virginia	WV						
50. Wisconsin	WI						
51. Wyoming	WY						
52. American Samoa	AS						
53. Guam	GU						
54. Puerto Rico	PR						
55. U.S. Virgin Islands	VI						
56. Northern Mariana Islands	MP						
57. Canada	CAN						
58. Aggregate other alien	OT						
59. Total							

NONE

ANNUAL STATEMENT FOR THE YEAR 2025 OF THE NATIONWIDE INSURANCE COMPANY OF AMERICA

SCHEDULE Y

PART 1A - DETAILS OF INSURANCE HOLDING COMPANY SYSTEM

1	2	3	4	5	6	7	8	9	10	11	12	13	14	15	16
Group Code	Group Name	NAIC Company Code	ID Number	Federal RSSD	CIK	Name of Securities Exchange if Publicly Traded (U.S. or International)	Names of Parent, Subsidiaries Or Affiliates	Domiciliary Location	Relationship to Reporting Entity	Directly Controlled by (Name of Entity/Person)	Type of Control (Ownership, Board, Management, Attorney-in-Fact, Influence, Other)	If Control is Ownership Provide Percentage	Ultimate Controlling Entity(ies)/Person(s)	Is an SCA Filing Required? (Yes/No)	*
.0140	Nationwide		31-1486309				10 W. Nationwide, LLC	OH	NIA	Nationwide Realty Investors, Ltd.	Ownership	100.000	Nationwide Mutual Insurance Company	NO	
.0140	Nationwide		31-1486309				100 Green Meadows Drive, LLC	OH	NIA	Nationwide Realty Investors, Ltd.	Ownership	100.000	Nationwide Mutual Insurance Company	NO	
.0140	Nationwide		31-1486309				1000 Yard Street, LLC	OH	NIA	Nationwide Realty Investors, Ltd.	Ownership	100.000	Nationwide Mutual Insurance Company	NO	
.0140	Nationwide		31-1486309				1050 Yard Street, LLC	OH	NIA	Nationwide Realty Investors, Ltd.	Ownership	100.000	Nationwide Mutual Insurance Company	NO	
.0140	Nationwide		20-4939866				1055 Yard Street, LLC	OH	NIA	GVY Residential, LLC	Ownership	100.000	Nationwide Mutual Insurance Company	NO	
.0140	Nationwide		31-1486309				1125 Rail Street, LLC	OH	NIA	Nationwide Realty Investors, Ltd.	Ownership	100.000	Nationwide Mutual Insurance Company	NO	
.0140	Nationwide		31-1733036				120 Acre Partners, LLC	DE	NIA	Nationwide Realty Investors, Ltd.	Ownership	95.000	Nationwide Mutual Insurance Company	NO	
.0140	Nationwide		20-4939866				1125 Yard Street, LLC	OH	NIA	NRI Equity Land Investments, LLC	Ownership	100.000	Nationwide Mutual Insurance Company	NO	
.0140	Nationwide		20-4939867				1175 Bobcat, LLC	OH	NIA	NRI Equity Land Investments, LLC	Ownership	100.000	Nationwide Mutual Insurance Company	NO	
.0140	Nationwide		26-2451988				1492 Capital, LLC	OH	NIA	Nationwide Mutual Insurance Company	Ownership	100.000	Nationwide Mutual Insurance Company	NO	
.0140	Nationwide		31-1486309				111 Rivulon Boulevard, LLC	OH	NIA	NRI-Rivulon, LLC	Ownership	100.000	Nationwide Mutual Insurance Company	NO	
.0140	Nationwide		31-1486309				155 Rivulon Boulevard, LLC	OH	NIA	NRI-Rivulon, LLC	Ownership	100.000	Nationwide Mutual Insurance Company	NO	
.0140	Nationwide		31-1486309				161 Rivulon Boulevard, LLC	OH	NIA	NRI-Rivulon, LLC	Ownership	100.000	Nationwide Mutual Insurance Company	NO	
.0140	Nationwide		31-1580283				170 Marconi, LLC	OH	NIA	NID Investments, LLC	Ownership	100.000	Nationwide Mutual Insurance Company	NO	
.0140	Nationwide		38-4118665				220 Vine St., LLC	OH	NIA	NID HP, LLC	Ownership	100.000	Nationwide Mutual Insurance Company	NO	
.0140	Nationwide		31-1580283				245 Parks Edge Place, LLC	OH	NIA	NID Investments, LLC	Ownership	100.000	Nationwide Mutual Insurance Company	NO	
.0140	Nationwide		31-1486309				275 Rivulon Boulevard, LLC	OH	NIA	NRI-Rivulon, LLC	Ownership	100.000	Nationwide Mutual Insurance Company	NO	
.0140	Nationwide		31-1486309				280 High Street, LLC	OH	NIA	Nationwide Realty Investors, Ltd.	Ownership	100.000	Nationwide Mutual Insurance Company	NO	
.0140	Nationwide		31-1486309				300 Rivulon Boulevard, LLC	OH	NIA	NRI-Rivulon, LLC	Ownership	100.000	Nationwide Mutual Insurance Company	NO	
.0140	Nationwide		31-1486309				310 Rivulon Boulevard, LLC	OH	NIA	NRI-Rivulon, LLC	Ownership	100.000	Nationwide Mutual Insurance Company	NO	
.0140	Nationwide		31-1486309				343 N. Front, LLC	OH	NIA	Nationwide Realty Investors, Ltd.	Ownership	100.000	Nationwide Mutual Insurance Company	NO	
.0140	Nationwide		31-1486309				400 Rivulon Boulevard, LLC	OH	NIA	NRI-Rivulon, LLC	Ownership	100.000	Nationwide Mutual Insurance Company	NO	
.0140	Nationwide		31-1580283				400 West Nationwide Boulevard, LLC	OH	NIA	NID Investments, LLC	Ownership	100.000	Nationwide Mutual Insurance Company	NO	
.0140	Nationwide		31-1486309				410 Rivulon Boulevard, LLC	OH	NIA	NRI-Rivulon, LLC	Ownership	100.000	Nationwide Mutual Insurance Company	NO	
.0140	Nationwide		31-1580283				425 West Nationwide Boulevard, LLC	OH	NIA	NID Investments, LLC	Ownership	100.000	Nationwide Mutual Insurance Company	NO	
.0140	Nationwide		31-1486309				44 Chestnut, LLC	OH	NIA	Nationwide Realty Investors, Ltd.	Ownership	100.000	Nationwide Mutual Insurance Company	NO	
.0140	Nationwide		38-4118665				500 Neil Avenue, LLC	OH	NIA	NID HP, LLC	Ownership	100.000	Nationwide Mutual Insurance Company	NO	
.0140	Nationwide		38-4118665				515 Kilbourne Street, LLC	OH	NIA	NID HP, LLC	Ownership	100.000	Nationwide Mutual Insurance Company	NO	
.0140	Nationwide		87-1954007				525 Cleveland Avenue, LLC	OH	NIA	Nationwide Financial Services, Inc.	Ownership	100.000	Nationwide Mutual Insurance Company	NO	
.0140	Nationwide		31-1486309				75 Rivulon Boulevard, LLC	OH	NIA	NRI-Rivulon, LLC	Ownership	100.000	Nationwide Mutual Insurance Company	NO	
.0140	Nationwide		20-4939866				775 Yard Street, LLC	OH	NIA	NRI Equity Land Investments, LLC	Ownership	100.000	Nationwide Mutual Insurance Company	NO	
.0140	Nationwide		20-4939866				777 Swan Street, LLC	OH	NIA	NRI Equity Land Investments, LLC	Ownership	100.000	Nationwide Mutual Insurance Company	NO	
.0140	Nationwide		20-4939866				780 Yard Street, LLC	OH	NIA	NRI Equity Land Investments, LLC	Ownership	100.000	Nationwide Mutual Insurance Company	NO	
.0140	Nationwide		20-4939866				795 Rail Street, LLC	OH	NIA	NRI Equity Land Investments, LLC	Ownership	100.000	Nationwide Mutual Insurance Company	NO	
.0140	Nationwide		20-4939866				800 Bobcat Avenue, LLC	OH	NIA	NRI Equity Land Investments, LLC	Ownership	100.000	Nationwide Mutual Insurance Company	NO	
.0140	Nationwide		20-4939866				800 Goodale Boulevard, LLC	OH	NIA	NRI Equity Land Investments, LLC	Ownership	100.000	Nationwide Mutual Insurance Company	NO	
.0140	Nationwide		20-4939866				800 Yard Street, LLC	OH	NIA	NRI Equity Land Investments, LLC	Ownership	100.000	Nationwide Mutual Insurance Company	NO	
.0140	Nationwide		20-4939866				805 Bobcat Avenue, LLC	OH	NIA	GVY Residential, LLC	Ownership	100.000	Nationwide Mutual Insurance Company	NO	
.0140	Nationwide		20-4939866				808 Yard Street, LLC	OH	NIA	GVY Residential, LLC	Ownership	100.000	Nationwide Mutual Insurance Company	NO	
.0140	Nationwide		20-4939866				820 Goodale Boulevard, LLC	OH	NIA	NRI Equity Land Investments, LLC	Ownership	100.000	Nationwide Mutual Insurance Company	NO	
.0140	Nationwide		20-4939866				822 Williams Avenue, LLC	OH	NIA	GVY Residential, LLC	Ownership	100.000	Nationwide Mutual Insurance Company	NO	
.0140	Nationwide		20-4939866				825 Junction Way, LLC	OH	NIA	GVY Residential, LLC	Ownership	100.000	Nationwide Mutual Insurance Company	NO	
.0140	Nationwide		20-4939866				828 Bobcat Avenue, LLC	OH	NIA	NRI Equity Land Investments, LLC	Ownership	100.000	Nationwide Mutual Insurance Company	NO	
.0140	Nationwide		20-4939866				840 Third Avenue, LLC	OH	NIA	NRI Equity Land Investments, LLC	Ownership	100.000	Nationwide Mutual Insurance Company	NO	
.0140	Nationwide		20-4939866				840 Yard Street, LLC	OH	NIA	NRI Equity Land Investments, LLC	Ownership	100.000	Nationwide Mutual Insurance Company	NO	
.0140	Nationwide		20-4939866				845 Yard Street, LLC	OH	NIA	GVY Residential, LLC	Ownership	100.000	Nationwide Mutual Insurance Company	NO	
.0140	Nationwide		20-4939866				855 Third Avenue, LLC	OH	NIA	NRI Equity Land Investments, LLC	Ownership	100.000	Nationwide Mutual Insurance Company	NO	
.0140	Nationwide		20-4939866				860 Third Avenue, LLC	OH	NIA	NRI Equity Land Investments, LLC	Ownership	100.000	Nationwide Mutual Insurance Company	NO	
.0140	Nationwide		20-4939866				875 First Avenue, LLC	OH	NIA	GVY Residential, LLC	Ownership	100.000	Nationwide Mutual Insurance Company	NO	

ANNUAL STATEMENT FOR THE YEAR 2025 OF THE NATIONWIDE INSURANCE COMPANY OF AMERICA

SCHEDULE Y

PART 1A - DETAILS OF INSURANCE HOLDING COMPANY SYSTEM

1	2	3	4	5	6	7	8	9	10	11	12	13	14	15	16
Group Code	Group Name	NAIC Company Code	ID Number	Federal RSSD	CIK	Name of Securities Exchange if Publicly Traded (U.S. or International)	Names of Parent, Subsidiaries Or Affiliates	Domiciliary Location	Relationship to Reporting Entity	Directly Controlled by (Name of Entity/Person)	Type of Control (Ownership, Board, Management, Attorney-in-Fact, Influence, Other)	If Control is Ownership Provide Percentage	Ultimate Controlling Entity(ies)/Person(s)	Is an SCA Filing Required? (Yes/No)	*
.0140	Nationwide		20-4939866				875 Junction Way, LLC	..OH.....	..NIA.....	NRI Equity Land Investments, LLC	Ownership.....	100.000	Nationwide Mutual Insurance CompanyNO.....	
.0140	Nationwide		20-4939866				880 Third Avenue, LLC	..OH.....	..NIA.....	NRI Equity Land Investments, LLC	Ownership.....	100.000	Nationwide Mutual Insurance CompanyNO.....	
.0140	Nationwide		20-4939866				880 Yard Street, LLC	..OH.....	..NIA.....	GVY Residential, LLC	Ownership.....	100.000	Nationwide Mutual Insurance CompanyNO.....	
.0140	Nationwide		20-4939866				895 W. Third Avenue, LLC	..OH.....	..NIA.....	NRI Equity Land Investments, LLC	Ownership.....	100.000	Nationwide Mutual Insurance CompanyNO.....	
.0140	Nationwide		20-4939866				950 Dorchester Way, LLC	..OH.....	..NIA.....	GVY Residential, LLC	Ownership.....	100.000	Nationwide Mutual Insurance CompanyNO.....	
.0140	Nationwide		20-4939866				950 Goodale Boulevard, LLC	..OH.....	..NIA.....	NRI Equity Land Investments, LLC	Ownership.....	100.000	Nationwide Mutual Insurance CompanyNO.....	
.0140	Nationwide		31-1486309				960 Bobcat Avenue, LLC	..OH.....	..NIA.....	Nationwide Realty Investors, Ltd.	Ownership.....	100.000	Nationwide Mutual Insurance CompanyNO.....	
.0140	Nationwide		31-1486309				975 Rail Street, LLC	..OH.....	..NIA.....	Nationwide Realty Investors, Ltd.	Ownership.....	100.000	Nationwide Mutual Insurance CompanyNO.....	
.0140	Nationwide		31-1486309				995 Yard Street, LLC	..OH.....	..NIA.....	Nationwide Realty Investors, Ltd.	Ownership.....	100.000	Nationwide Mutual Insurance CompanyNO.....	
.0140	Nationwide		31-1486309				12062 Sycamore Trace, LLC	..OH.....	..NIA.....	Jerome Village Company, LLC	Ownership.....	100.000	Nationwide Mutual Insurance CompanyNO.....	
.0140	Nationwide		31-1486309				18615 Claret Drive, LLC	..OH.....	..NIA.....	NRI Cavasson, LLC	Ownership.....	100.000	Nationwide Mutual Insurance CompanyNO.....	
.0140	Nationwide		31-1486309				18655 Claret Drive, LLC	..OH.....	..NIA.....	NRI Cavasson, LLC	Ownership.....	100.000	Nationwide Mutual Insurance CompanyNO.....	
.0140	Nationwide		31-1486309				18700 Hayden Road, LLC	..OH.....	..NIA.....	NRI Cavasson, LLC	Ownership.....	100.000	Nationwide Mutual Insurance CompanyNO.....	
.0140	Nationwide		31-1486309				18750 Hayden Road, LLC	..OH.....	..NIA.....	NRI Cavasson, LLC	Ownership.....	100.000	Nationwide Mutual Insurance CompanyNO.....	
.0140	Nationwide		31-1580283				AD DORA, LLC	..OH.....	..NIA.....	NID Investments, LLC	Ownership.....	100.000	Nationwide Mutual Insurance CompanyNO.....	
.0140	Nationwide		31-1580283				ADTV, LLC	..OH.....	..NIA.....	NID Investments, LLC	Ownership.....	100.000	Nationwide Mutual Insurance CompanyNO.....	
.0140	Nationwide	10127	27-0114983				ALLIED Insurance Company of America	..OH.....	..IA.....	Nationwide Mutual Insurance Company	Ownership.....	100.000	Nationwide Mutual Insurance CompanyNO.....	
.0140	Nationwide	42579	42-1201931				ALLIED Property and Casualty Insurance Company	..IA.....	..IA.....	Nationwide Mutual Insurance Company	Ownership.....	100.000	Nationwide Mutual Insurance CompanyNO.....	
.0140	Nationwide		42-1527863				ALLIED Texas Agency, Inc.	..TX.....	..IA.....	AMCO Insurance Company	Ownership.....	100.000	Nationwide Mutual Insurance CompanyNO.....	
.0140	Nationwide	19100	42-6054959				AMCO Insurance Company	..IA.....	..IA.....	Nationwide Mutual Insurance Company	Ownership.....	100.000	Nationwide Mutual Insurance CompanyNO.....	
.0140	Nationwide		59-1031596				American Marine Underwriters, Inc.	..FL.....	..NIA.....	Nationwide Mutual Insurance Company	Ownership.....	100.000	Nationwide Mutual Insurance CompanyNO.....	
.0140	Nationwide		81-4532504				American Tax Credit Fund 2017-A, LLC	..OH.....	..OTH.....	Nationwide Life Insurance Company	Other.....	0.010	Nationwide Mutual Insurance CompanyNO.....	1
.0140	Nationwide		82-2001573				American Tax Credit Fund 2017-B, LLC	..OH.....	..OTH.....	Nationwide Life Insurance Company	Other.....	0.010	Nationwide Mutual Insurance CompanyNO.....	1
.0140	Nationwide		82-4591498				American Tax Credit Fund 2018-A, LLC	..OH.....	..OTH.....	Nationwide Life Insurance Company	Other.....	0.010	Nationwide Mutual Insurance CompanyNO.....	1
.0140	Nationwide		83-0606592				American Tax Credit Fund 2018-B, LLC	..OH.....	..OTH.....	Nationwide Life Insurance Company	Other.....	0.010	Nationwide Mutual Insurance CompanyNO.....	1
.0140	Nationwide		83-0620232				American Tax Credit Fund 2018-C, LLC	..OH.....	..OTH.....	Nationwide Life Insurance Company	Other.....	0.010	Nationwide Mutual Insurance CompanyNO.....	1
.0140	Nationwide		83-3900932				American Tax Credit Fund 2019-A, LLC	..OH.....	..OTH.....	Nationwide Life Insurance Company	Other.....	0.010	Nationwide Mutual Insurance CompanyNO.....	1
.0140	Nationwide		83-3953721				American Tax Credit Fund 2019-B, LLC	..OH.....	..OTH.....	Nationwide Life Insurance Company	Other.....	0.010	Nationwide Mutual Insurance CompanyNO.....	1
.0140	Nationwide		84-3443067				American Tax Credit Fund 2020-A, LLC	..OH.....	..OTH.....	Nationwide Life Insurance Company	Other.....	0.010	Nationwide Mutual Insurance CompanyNO.....	1
.0140	Nationwide		85-2359702				American Tax Credit Fund 2020-B, LLC	..OH.....	..OTH.....	Nationwide Life Insurance Company	Other.....	0.010	Nationwide Mutual Insurance CompanyNO.....	1
.0140	Nationwide		85-2649655				American Tax Credit Fund 2021-A, LLC (fka American Tax Credit Fund 2020-C, LLC)	..OH.....	..OTH.....	Nationwide Life Insurance Company	Other.....	0.010	Nationwide Mutual Insurance CompanyNO.....	1
.0140	Nationwide		86-2502912				American Tax Credit Fund 2021-B, LLC	..OH.....	..OTH.....	Nationwide Life Insurance Company	Other.....	0.010	Nationwide Mutual Insurance CompanyNO.....	1
.0140	Nationwide		87-1349942				American Tax Credit Fund 2021-C, LLC	..OH.....	..OTH.....	Nationwide Life Insurance Company	Other.....	0.010	Nationwide Mutual Insurance CompanyNO.....	1
.0140	Nationwide		87-4753681				American Tax Credit Fund 2023-B, LLC (fka American Tax Credit Fund 2022-A, LLC)	..OH.....	..OTH.....	Nationwide Life Insurance Company	Other.....	0.010	Nationwide Mutual Insurance CompanyNO.....	1
.0140	Nationwide		87-4771309				American Tax Credit Fund 2023-C, LLC (fka American Tax Credit Fund 2022-B, LLC)	..OH.....	..OTH.....	Nationwide Life Insurance Company	Other.....	0.010	Nationwide Mutual Insurance CompanyNO.....	1
.0140	Nationwide		92-1389304				American Tax Credit Fund 2023-A, LLC	..OH.....	..OTH.....	Nationwide Life Insurance Company	Other.....	0.010	Nationwide Mutual Insurance CompanyNO.....	1
.0140	Nationwide		99-0672884				American Tax Credit Fund 2024-A, LLC	..OH.....	..OTH.....	Nationwide Life Insurance Company	Other.....	0.010	Nationwide Mutual Insurance CompanyNO.....	1
.0140	Nationwide		31-1580283				Arena District CA 1, LLC	..OH.....	..NIA.....	NID Investments, LLC	Ownership.....	100.000	Nationwide Mutual Insurance CompanyNO.....	
.0140	Nationwide		90-0280710				Arena District Owners Association	..OH.....	..OTH.....	Other non-Nationwide	Other.....		Other non-NationwideNO.....	2
.0140	Nationwide		31-1486309				Cavasson Hotel, LLC	..OH.....	..NIA.....	Cavasson Hotel Holdings, LLC	Ownership.....	100.000	Nationwide Mutual Insurance CompanyNO.....	
.0140	Nationwide		31-1486309				Cavasson Hotel Holdings, LLC	..OH.....	..NIA.....	NRI Cavasson, LLC	Ownership.....	100.000	Nationwide Mutual Insurance CompanyNO.....	
.0140	Nationwide		20-1618232				CNRI-Cannonsport Condominium, LLC	..OH.....	..NIA.....	CNRI-Cannonsport, LLC	Ownership.....	100.000	Nationwide Mutual Insurance CompanyNO.....	
.0140	Nationwide		20-1618232				CNRI-Cannonsport, LLC	..OH.....	..NIA.....	Nationwide Realty Investors, Ltd.	Ownership.....	100.000	Nationwide Mutual Insurance CompanyNO.....	
.0140	Nationwide	29262	74-1061659				Colonial County Mutual Insurance Company	..TX.....	..IA.....	Other non-Nationwide	Other.....		Other non-NationwideNO.....	2
.0140	Nationwide	18961	68-0068866				Crestbrook Insurance Company	..OH.....	..IA.....	Nationwide Mutual Insurance Company	Ownership.....	100.000	Nationwide Mutual Insurance CompanyNO.....	
.0140	Nationwide		31-1486309				Crewville, Ltd.	..OH.....	..NIA.....	Nationwide Realty Investors, Ltd.	Ownership.....	100.000	Nationwide Mutual Insurance CompanyNO.....	

ANNUAL STATEMENT FOR THE YEAR 2025 OF THE NATIONWIDE INSURANCE COMPANY OF AMERICA

SCHEDULE Y

PART 1A - DETAILS OF INSURANCE HOLDING COMPANY SYSTEM

1	2	3	4	5	6	7	8	9	10	11	12	13	14	15	16
Group Code	Group Name	NAIC Company Code	ID Number	Federal RSSD	CIK	Name of Securities Exchange if Publicly Traded (U.S. or International)	Names of Parent, Subsidiaries Or Affiliates	Domiciliary Location	Relationship to Reporting Entity	Directly Controlled by (Name of Entity/Person)	Type of Control (Ownership, Board, Management, Attorney-in-Fact, Influence, Other)	If Control is Ownership Provide Percentage	Ultimate Controlling Entity(ies)/Person(s)	Is an SCA Filing Required? (Yes/No)	*
.0140	Nationwide		84-5052608				Danforth, LLC	..OH.....	..NIA.....	Nationwide Mutual Insurance Company	Ownership.....	100.000	Nationwide Mutual Insurance Company	...NO.....	
.0140	Nationwide	42587	42-1207150				Depositors Insurance Company	..IA.....	..IA.....	Nationwide Mutual Insurance Company	Ownership.....	100.000	Nationwide Mutual Insurance Company	...NO.....	
			46-4104813				Discover Affordable Housing Investment Fund I LLC	..OH.....	..OTH.....	Other non-Nationwide	Other.....		Other non-Nationwide	...NO.....	2
.0140	Nationwide		33-0096671				DVM Insurance Agency	..CA.....	..NIA.....	Veterinary Pet Insurance Company	Ownership.....	100.000	Nationwide Mutual Insurance Company	...NO.....	
.0140	Nationwide	15821	47-4523959				Eagle Captive Reinsurance, LLC	..OH.....	..IA.....	Nationwide Life Insurance Company	Ownership.....	100.000	Nationwide Mutual Insurance Company	...NO.....	
.0140	Nationwide		26-3260559				E-Risk Services, L.L.C.	..DE.....	..NIA.....	Nationwide Mutual Insurance Company	Ownership.....	100.000	Nationwide Mutual Insurance Company	...NO.....	
.0140	Nationwide	22209	75-6013587				Freedom Specialty Insurance Company	..OH.....	..IA.....	Scottsdale Insurance Company	Ownership.....	100.000	Nationwide Mutual Insurance Company	...NO.....	
.0140	Nationwide		20-4939866				Grandview Yard Hotel Holdings, LLC	..OH.....	..NIA.....	NRI Equity Land Investments, LLC	Ownership.....	100.000	Nationwide Mutual Insurance Company	...NO.....	
.0140	Nationwide		20-4939866				Grandview Yard Hotel, LLC	..OH.....	..NIA.....	Grandview Yard Hotel Holdings, LLC	Ownership.....	100.000	Nationwide Mutual Insurance Company	...NO.....	
.0140	Nationwide		20-4939866				GVY Residential, LLC	..OH.....	..NIA.....	NRI Equity Land Investments, LLC	Ownership.....	100.000	Nationwide Mutual Insurance Company	...NO.....	
.0140	Nationwide	23582	41-0417250				Harleysville Insurance Company	..OH.....	..IA.....	Nationwide Mutual Insurance Company	Ownership.....	100.000	Nationwide Mutual Insurance Company	...NO.....	
							Harleysville Insurance Company of New Jersey	..OH.....	..IA.....	Nationwide Mutual Insurance Company	Ownership.....	100.000	Nationwide Mutual Insurance Company	...NO.....	
.0140	Nationwide	42900	23-2253669					..NJ.....	..IA.....	Nationwide Mutual Insurance Company	Ownership.....	100.000	Nationwide Mutual Insurance Company	...NO.....	
.0140	Nationwide	10674	23-2864924				Harleysville Insurance Company of New York	..OH.....	..IA.....	Nationwide Mutual Insurance Company	Ownership.....	100.000	Nationwide Mutual Insurance Company	...NO.....	
.0140	Nationwide	35696	23-2384978				Harleysville Preferred Insurance Company	..OH.....	..IA.....	Nationwide Mutual Insurance Company	Ownership.....	100.000	Nationwide Mutual Insurance Company	...NO.....	
.0140	Nationwide	26182	04-1989660				Harleysville Worcester Insurance Company	..OH.....	..IA.....	Nationwide Mutual Insurance Company	Ownership.....	100.000	Nationwide Mutual Insurance Company	...NO.....	
.0140	Nationwide	64017	75-0300900				Jefferson National Life Insurance Company	..TX.....	..IA.....	Nationwide Life Insurance Company	Ownership.....	100.000	Nationwide Mutual Insurance Company	...NO.....	
.0140	Nationwide		31-1486309				Jerome Village Company, LLC	..OH.....	..NIA.....	Nationwide Realty Investors, Ltd.	Ownership.....	100.000	Nationwide Mutual Insurance Company	...NO.....	
.0140	Nationwide		74-1395229				Lone Star General Agency, Inc.	..TX.....	..IA.....	Nationwide Mutual Insurance Company	Ownership.....	100.000	Nationwide Mutual Insurance Company	...NO.....	
.0140	Nationwide	11991	38-0865250				National Casualty Company	..OH.....	..IA.....	Nationwide Mutual Insurance Company	Ownership.....	100.000	Nationwide Mutual Insurance Company	...NO.....	
.0140	Nationwide						National Casualty Company of America, Ltd.	..GBR.....	..IA.....	National Casualty Company	Ownership.....	100.000	Nationwide Mutual Insurance Company	...NO.....	
.0140	Nationwide		42-1154244				Nationwide Advantage Mortgage Company	..IA.....	..NIA.....	AMCO Insurance Company	Ownership.....	87.300	Nationwide Mutual Insurance Company	...YES.....	
							Nationwide Advantage Mortgage Company	..IA.....	..NIA.....	ALLIED Property & Casualty Insurance Company	Ownership.....	8.470	Nationwide Mutual Insurance Company	...YES.....	
.0140	Nationwide		42-1154244				Nationwide Advantage Mortgage Company	..IA.....	..NIA.....	Depositors Insurance Company	Ownership.....	4.230	Nationwide Mutual Insurance Company	...YES.....	
.0140	Nationwide	26093	48-0470690				Nationwide Affinity Insurance Company of America	..OH.....	..IA.....	Nationwide Mutual Insurance Company	Ownership.....	100.000	Nationwide Mutual Insurance Company	...NO.....	
.0140	Nationwide	28223	42-1015537				Nationwide Agribusiness Insurance Company	..IA.....	..IA.....	Nationwide Mutual Insurance Company	Ownership.....	100.000	Nationwide Mutual Insurance Company	...NO.....	
.0140	Nationwide		31-1578869				Nationwide Arena, LLC	..OH.....	..NIA.....	NRI Arena, LLC	Ownership.....	90.000	Nationwide Mutual Insurance Company	...NO.....	
.0140	Nationwide		20-8670712				Nationwide Asset Management, LLC	..OH.....	..NIA.....	Nationwide Mutual Insurance Company	Ownership.....	100.000	Nationwide Mutual Insurance Company	...NO.....	
.0140	Nationwide	10723	95-0639970				Nationwide Assurance Company	..OH.....	..IA.....	Nationwide Mutual Insurance Company	Ownership.....	100.000	Nationwide Mutual Insurance Company	...NO.....	
.0140	Nationwide		31-1036287				Nationwide Cash Management Company	..OH.....	..NIA.....	Nationwide Mutual Insurance Company	Ownership.....	100.000	Nationwide Mutual Insurance Company	...NO.....	
.0140	Nationwide		31-4416546				Nationwide Corporation	..OH.....	..NIA.....	Nationwide Mutual Insurance Company	Ownership.....	100.000	Nationwide Mutual Insurance Company	...YES.....	
.0140	Nationwide		31-1667326				Nationwide Financial Assignment Company	..OH.....	..NIA.....	Nationwide Life Insurance Company	Ownership.....	100.000	Nationwide Mutual Insurance Company	...NO.....	
.0140	Nationwide		23-2412039				Nationwide Financial General Agency, Inc.	..PA.....	..NIA.....	NFS Distributors, Inc.	Ownership.....	100.000	Nationwide Mutual Insurance Company	...NO.....	
.0140	Nationwide		31-6554353				Nationwide Financial Services Capital Trust	..DE.....	..NIA.....	Nationwide Financial Services, Inc.	Ownership.....	100.000	Nationwide Mutual Insurance Company	...NO.....	
.0140	Nationwide		31-1486870				Nationwide Financial Services, Inc.	..DE.....	..NIA.....	Nationwide Corporation	Ownership.....	100.000	Nationwide Mutual Insurance Company	...NO.....	
.0140	Nationwide		52-6969857				Nationwide Fund Advisors	..DE.....	..NIA.....	Nationwide Financial Services, Inc.	Ownership.....	100.000	Nationwide Mutual Insurance Company	...NO.....	
.0140	Nationwide		31-1748721				Nationwide Fund Distributors LLC	..DE.....	..NIA.....	NFS Distributors, Inc.	Ownership.....	100.000	Nationwide Mutual Insurance Company	...NO.....	
.0140	Nationwide		31-0900518				Nationwide Fund Management LLC	..DE.....	..NIA.....	NFS Distributors, Inc.	Ownership.....	100.000	Nationwide Mutual Insurance Company	...NO.....	
.0140	Nationwide	23760	31-4425763				Nationwide General Insurance Company	..OH.....	..IA.....	Nationwide Mutual Insurance Company	Ownership.....	100.000	Nationwide Mutual Insurance Company	...NO.....	
							Nationwide Global Services Company Private Limited	..IND.....	..NIA.....	Nationwide GSC Holding, Inc.	Ownership.....	99.990	Nationwide Mutual Insurance Company	...NO.....	
							Nationwide Global Services Company Private Limited	..IND.....	..NIA.....	Nationwide Nom, LLC	Ownership.....	0.010	Nationwide Mutual Insurance Company	...NO.....	
.0140	Nationwide		33-3724100				Nationwide GSC Holding, Inc.	..OH.....	..NIA.....	Nationwide Mutual Insurance Company	Ownership.....	100.000	Nationwide Mutual Insurance Company	...NO.....	
.0140	Nationwide	10070	31-1399201				Nationwide Indemnity Company	..OH.....	..IA.....	Nationwide Mutual Insurance Company	Ownership.....	100.000	Nationwide Mutual Insurance Company	...NO.....	
.0140	Nationwide	25453	95-2130882				Nationwide Insurance Company of America	..OH.....	..IA.....	Nationwide Mutual Insurance Company	Ownership.....	100.000	Nationwide Mutual Insurance Company	...NO.....	
.0140	Nationwide	10948	31-1613686				Nationwide Insurance Company of Florida	..OH.....	..IA.....	Nationwide Mutual Insurance Company	Ownership.....	100.000	Nationwide Mutual Insurance Company	...NO.....	

ANNUAL STATEMENT FOR THE YEAR 2025 OF THE NATIONWIDE INSURANCE COMPANY OF AMERICA

SCHEDULE Y

PART 1A - DETAILS OF INSURANCE HOLDING COMPANY SYSTEM

1	2	3	4	5	6	7	8	9	10	11	12	13	14	15	16
Group Code	Group Name	NAIC Company Code	ID Number	Federal RSSD	CIK	Name of Securities Exchange if Publicly Traded (U.S. or International)	Names of Parent, Subsidiaries Or Affiliates	Domi-ciliary Location	Relation-ship to Reporting Entity	Directly Controlled by (Name of Entity/Person)	Type of Control (Ownership, Board, Management, Attorney-in-Fact, Influence, Other)	If Control is Ownership Provide Percentage	Ultimate Controlling Entity(ies)/Person(s)	Is an SCA Filing Re-quired? (Yes/No)	*
.0140	Nationwide		41-2206199				Nationwide Investment Advisors, LLC	..OH.....	..NIA.....	Nationwide Life Insurance Company	Ownership.....	100.000	Nationwide Mutual Insurance Company	..NO.....	
.0140	Nationwide		73-0988442				Nationwide Investment Services Corporation .. Nationwide Life and Annuity Insurance Company	..OK.....	..NIA.....	Nationwide Life Insurance Company	Ownership.....	100.000	Nationwide Mutual Insurance Company	..YES.....	
.0140	Nationwide	92657	31-1000740				Nationwide Life and Benefits Insurance Company (fka Direct General Life Insurance Company)	..OH.....	..IA.....	Nationwide Life Insurance Company	Ownership.....	100.000	Nationwide Mutual Insurance Company	..NO.....	
.0140	Nationwide	97705	13-3139500				Nationwide Life Insurance Company	..SC.....	..IA.....	Nationwide Life Insurance Company	Ownership.....	100.000	Nationwide Mutual Insurance Company	..NO.....	
.0140	Nationwide	66869	31-4156830				Nationwide Life Insurance Company	..OH.....	..IA.....	Nationwide Financial Services, Inc.	Ownership.....	100.000	Nationwide Mutual Insurance Company	..NO.....	
.0140	Nationwide		54-2113175				Nationwide Life Tax Credit Partners 2003-A, LLC	..OH.....	..OTH.....	Nationwide Life Insurance Company	Other.....	0.010	Nationwide Mutual Insurance Company	..NO.....	1
.0140	Nationwide		58-2672725				Nationwide Life Tax Credit Partners 2003-B, LLC	..OH.....	..OTH.....	Nationwide Life Insurance Company	Other.....	0.010	Nationwide Mutual Insurance Company	..NO.....	1
.0140	Nationwide		20-0382144				Nationwide Life Tax Credit Partners 2004-A, LLC	..OH.....	..OTH.....	Nationwide Life Insurance Company	Other.....	0.010	Nationwide Mutual Insurance Company	..NO.....	1
.0140	Nationwide		20-2303694				Nationwide Life Tax Credit Partners 2005-A, LLC	..OH.....	..OTH.....	Nationwide Life Insurance Company	Other.....	0.010	Nationwide Mutual Insurance Company	..NO.....	1
.0140	Nationwide		20-2303602				Nationwide Life Tax Credit Partners 2005-B, LLC	..OH.....	..OTH.....	Nationwide Life Insurance Company	Other.....	0.010	Nationwide Mutual Insurance Company	..NO.....	1
.0140	Nationwide		27-1362364				Nationwide Life Tax Credit Partners 2009-1, LLC	..OH.....	..OTH.....	Nationwide Life Insurance Company	Other.....	0.010	Nationwide Mutual Insurance Company	..NO.....	1
.0140	Nationwide		33-3698490				Nationwide Nom, LLC	..OH.....	..NIA.....	Nationwide Mutual Insurance Company	Ownership.....	100.000	Nationwide Mutual Insurance Company	..NO.....	
.0140	Nationwide		42-1373380				Nationwide Sales Solutions, Inc. (fka Nationwide Member Solutions Agency Inc.)	..IA.....	..NIA.....	Nationwide Mutual Insurance Company	Ownership.....	100.000	Nationwide Mutual Insurance Company	..NO.....	
.0140	Nationwide		75-3191025				Nationwide Mutual Capital, LLC	..OH.....	..NIA.....	Nationwide Mutual Insurance Company	Ownership.....	100.000	Nationwide Mutual Insurance Company	..NO.....	
.0140	Nationwide	23787	31-4177100				Nationwide Mutual Insurance Company	..OH.....	..RE.....	Other non-Nationwide	Ownership.....		Other non-Nationwide	..NO.....	
.0140	Nationwide		34-2012765				Nationwide Private Equity Fund, LLC	..OH.....	..NIA.....	Nationwide Mutual Insurance Company	Ownership.....	100.000	Nationwide Mutual Insurance Company	..NO.....	
.0140	Nationwide	37877	31-0970750				Nationwide Property and Casualty Insurance Company	..OH.....	..IA.....	Nationwide Mutual Insurance Company	Ownership.....	100.000	Nationwide Mutual Insurance Company	..NO.....	
.0140	Nationwide		31-1486309				Nationwide Realty Investors, Ltd.	..OH.....	..NIA.....	Nationwide Mutual Insurance Company	Ownership.....	97.150	Nationwide Mutual Insurance Company	..NO.....	
.0140	Nationwide		31-1486309				Nationwide Realty Investors, Ltd.	..OH.....	..NIA.....	Nationwide Indemnity Company	Ownership.....	2.850	Nationwide Mutual Insurance Company	..NO.....	
.0140	Nationwide		31-1486309				Nationwide Realty Management, LLC	..OH.....	..NIA.....	Nationwide Realty Investors, Ltd.	Ownership.....	100.000	Nationwide Mutual Insurance Company	..NO.....	
.0140	Nationwide		31-1486309				Nationwide Realty Services, Ltd.	..OH.....	..NIA.....	Nationwide Mutual Insurance Company	Ownership.....	100.000	Nationwide Mutual Insurance Company	..NO.....	
.0140	Nationwide		73-0948330				Nationwide Retirement Solutions, Inc.	..DE.....	..NIA.....	NFS Distributors, Inc.	Ownership.....	100.000	Nationwide Mutual Insurance Company	..NO.....	
.0140	Nationwide		83-2250056				Nationwide SBL, LLC	..OH.....	..NIA.....	Nationwide Life and Annuity Insurance Company	Ownership.....	100.000	Nationwide Mutual Insurance Company	..NO.....	
.0140	Nationwide		36-2434406				Nationwide Securities, LLC	..OH.....	..NIA.....	NFS Distributors, Inc.	Ownership.....	100.000	Nationwide Mutual Insurance Company	..NO.....	
.0140	Nationwide		46-1952215				Nationwide Tax Credit Partners 2013-A, LLC	..OH.....	..OTH.....	Nationwide Life Insurance Company	Other.....	0.010	Nationwide Mutual Insurance Company	..NO.....	1
.0140	Nationwide		46-1971926				Nationwide Tax Credit Partners 2013-B, LLC	..OH.....	..OTH.....	Nationwide Life Insurance Company	Other.....	0.010	Nationwide Mutual Insurance Company	..NO.....	1
.0140	Nationwide		31-1592130	2729677			Nationwide Trust Company, FSB	..US.....	..NIA.....	Nationwide Financial Services, Inc.	Ownership.....	100.000	Nationwide Mutual Insurance Company	..NO.....	
.0140	Nationwide		20-5976272				Nationwide Ventures, LLC	..OH.....	..NIA.....	Nationwide Mutual Insurance Company	Ownership.....	100.000	Nationwide Mutual Insurance Company	..NO.....	
.0140	Nationwide		85-4193218				NCS Arizona, LLC	..OH.....	..NIA.....	Nationwide Mutual Insurance Company	Ownership.....	100.000	Nationwide Mutual Insurance Company	..NO.....	
.0140	Nationwide		11-3651828				ND La Quinta Partners, LLC	..DE.....	..NIA.....	Nationwide Realty Investors, Ltd.	Ownership.....	95.000	Nationwide Mutual Insurance Company	..NO.....	
.0140	Nationwide		31-1630871				NFS Distributors, Inc.	..DE.....	..NIA.....	Nationwide Financial Services, Inc.	Ownership.....	100.000	Nationwide Mutual Insurance Company	..NO.....	
.0140	Nationwide		93-4557312				NLAIC REO Holdings, LLC	..OH.....	..NIA.....	Nationwide Life and Annuity Insurance Company	Ownership.....	100.000	Nationwide Mutual Insurance Company	..NO.....	
.0140	Nationwide		82-5195340				NLIC REO Holdings, LLC	..OH.....	..NIA.....	Nationwide Life Insurance Company	Ownership.....	100.000	Nationwide Mutual Insurance Company	..NO.....	
.0140	Nationwide		82-5194959				NMIC REO Holdings, LLC	..OH.....	..NIA.....	Nationwide Mutual Insurance Company	Ownership.....	100.000	Nationwide Mutual Insurance Company	..NO.....	
.0140	Nationwide		46-3762545				NNOV8, LLC	..OH.....	..NIA.....	Nationwide Mutual Insurance Company	Ownership.....	100.000	Nationwide Mutual Insurance Company	..NO.....	
.0140	Nationwide		20-4939866				North of Third, LLC	..OH.....	..NIA.....	NRI Equity Land Investments, LLC	Ownership.....	100.000	Nationwide Mutual Insurance Company	..NO.....	
.0140	Nationwide		31-1486309				NRI Arena, LLC	..OH.....	..NIA.....	Nationwide Realty Investors, Ltd.	Ownership.....	100.000	Nationwide Mutual Insurance Company	..NO.....	
.0140	Nationwide		31-1486309				NRI Brookside, LLC	..OH.....	..NIA.....	Nationwide Realty Investors, Ltd.	Ownership.....	100.000	Nationwide Mutual Insurance Company	..NO.....	

ANNUAL STATEMENT FOR THE YEAR 2025 OF THE NATIONWIDE INSURANCE COMPANY OF AMERICA

SCHEDULE Y

PART 1A - DETAILS OF INSURANCE HOLDING COMPANY SYSTEM

1	2	3	4	5	6	7	8	9	10	11	12	13	14	15	16
Group Code	Group Name	NAIC Company Code	ID Number	Federal RSSD	CIK	Name of Securities Exchange if Publicly Traded (U.S. or International)	Names of Parent, Subsidiaries Or Affiliates	Domi-ciliary Location	Relation-ship to Reporting Entity	Directly Controlled by (Name of Entity/Person)	Type of Control (Ownership, Board, Management, Attorney-in-Fact, Influence, Other)	If Control is Ownership Provide Percentage	Ultimate Controlling Entity(ies)/Person(s)	Is an SCA Filing Re-quired? (Yes/No)	*
.0140	Nationwide		31-1486309				NRI Builders, LLC	OH	NIA	Nationwide Realty Investors, Ltd.	Ownership	100.000	Nationwide Mutual Insurance Company	NO	
.0140	Nationwide		31-1486309				NRI Cavasson, LLC	OH	NIA	Nationwide Realty Investors, Ltd.	Ownership	100.000	Nationwide Mutual Insurance Company	NO	
.0140	Nationwide		31-1486309				NRI Corporate Housing, LLC	OH	NIA	Nationwide Realty Investors, Ltd.	Ownership	100.000	Nationwide Mutual Insurance Company	NO	
.0140	Nationwide		31-1486309				NRI Cramer Creek, LLC	OH	NIA	Nationwide Realty Investors, Ltd.	Ownership	100.000	Nationwide Mutual Insurance Company	NO	
.0140	Nationwide		20-4939866				NRI Equity Land Investments, LLC	OH	NIA	Nationwide Realty Investors, Ltd.	Ownership	80.000	Nationwide Mutual Insurance Company	NO	
.0140	Nationwide		26-0212217				NRI Equity Tampa, LLC	OH	NIA	Nationwide Realty Investors, Ltd.	Ownership	100.000	Nationwide Mutual Insurance Company	NO	
.0140	Nationwide		31-1486309				NRI Office Ventures, Ltd	OH	NIA	Nationwide Realty Investors, Ltd.	Ownership	100.000	Nationwide Mutual Insurance Company	NO	
.0140	Nationwide		31-1580283				NRI Telecom, LLC	OH	NIA	NID Investments, LLC	Ownership	100.000	Nationwide Mutual Insurance Company	NO	
.0140	Nationwide		31-1486309				NRI-Rivulon, LLC	OH	NIA	Nationwide Realty Investors, Ltd.	Ownership	100.000	Nationwide Mutual Insurance Company	NO	
.0140	Nationwide		65-0416844				NSM Sales Corporation	NV	NIA	Nationwide Life Insurance Company	Ownership	100.000	Nationwide Mutual Insurance Company	NO	
.0140	Nationwide		90-0729552				NTCIF-2011, LLC	OH	NIA	Nationwide Mutual Insurance Company	Ownership	100.000	Nationwide Mutual Insurance Company	NO	
.0140	Nationwide		27-4700627				NTCP 2011-A, LLC	OH	OTH	Nationwide Life Insurance Company	Other	0.010	Nationwide Mutual Insurance Company	NO	1
.0140	Nationwide		46-0741029				NTCP 2012-A, LLC	OH	OTH	Nationwide Life Insurance Company	Other	0.010	Nationwide Mutual Insurance Company	NO	1
.0140	Nationwide		46-3309896				NTCP 2013-C, LLC	OH	OTH	Nationwide Life Insurance Company	Other	0.010	Nationwide Mutual Insurance Company	NO	1
.0140	Nationwide		46-4111078				NTCP 2014-A, LLC	OH	OTH	Nationwide Life Insurance Company	Other	0.010	Nationwide Mutual Insurance Company	NO	1
.0140	Nationwide		47-1404116				NTCP 2014-B, LLC	OH	OTH	Nationwide Life Insurance Company	Other	0.010	Nationwide Mutual Insurance Company	NO	1
.0140	Nationwide		47-1413242				NTCP 2014-C, LLC	OH	NIA	Nationwide Life Insurance Company	Ownership	100.000	Nationwide Mutual Insurance Company	NO	
.0140	Nationwide		47-3909345				NTCP 2015-A, LLC	OH	OTH	Nationwide Life Insurance Company	Other	0.010	Nationwide Mutual Insurance Company	NO	1
.0140	Nationwide		47-4148470				NTCP 2015-B, LLC	OH	OTH	Nationwide Life Insurance Company	Other	0.010	Nationwide Mutual Insurance Company	NO	1
.0140	Nationwide		81-3836925				NTCP 2016-A, LLC	OH	OTH	Nationwide Life Insurance Company	Other	0.010	Nationwide Mutual Insurance Company	NO	1
.0140	Nationwide		82-2015065				NTCP 2017-A, LLC	OH	OTH	Nationwide Life Insurance Company	Other	0.010	Nationwide Mutual Insurance Company	NO	1
.0140	Nationwide		44-1969518				NW Fyrebyrd, LLC	OH	NIA	NNOV8, LLC	Ownership	100.000	Nationwide Mutual Insurance Company	NO	
.0140	Nationwide		85-3363961				NW Next, LLC	OH	NIA	NNOV8, LLC	Ownership	100.000	Nationwide Mutual Insurance Company	NO	
.0140	Nationwide		81-0936428				NW Private Debt, LLC	OH	NIA	Nationwide Mutual Insurance Company	Ownership	100.000	Nationwide Mutual Insurance Company	NO	
.0140	Nationwide		26-1903919				NW REI, LLC	DE	NIA	Nationwide Mutual Insurance Company	Ownership	100.000	Nationwide Mutual Insurance Company	NO	
.0140	Nationwide		92-1294202				NW-Adams, LLC	OH	NIA	NW REI, LLC	Ownership	100.000	Nationwide Mutual Insurance Company	NO	
.0140	Nationwide		41-3171928				NW-Aureum II & III, LLC	OH	NIA	Nationwide Mutual Insurance Company	Ownership	100.000	Nationwide Mutual Insurance Company	NO	
.0140	Nationwide		41-2593219				NW-Aureum II, LLC	OH	NIA	Nationwide Mutual Insurance Company	Ownership	100.000	Nationwide Mutual Insurance Company	NO	
.0140	Nationwide		41-2621410				NW-Aureum III, LLC	OH	NIA	Nationwide Mutual Insurance Company	Ownership	100.000	Nationwide Mutual Insurance Company	NO	
.0140	Nationwide		99-3508624				NW-Aureum, LLC	OH	NIA	NW REI (NLIC), LLC	Ownership	100.000	Nationwide Mutual Insurance Company	NO	
.0140	Nationwide		92-2674633				NW-Brandon LLC	OH	NIA	NW REI (NLIC), LLC	Ownership	100.000	Nationwide Mutual Insurance Company	NO	
.0140	Nationwide		87-0847675				NW-Broadway at Surf, LLC	OH	NIA	NMIC REO Holdings, LLC	Ownership	100.000	Nationwide Mutual Insurance Company	NO	
.0140	Nationwide		88-2152576				NW-Coifax, LLC	OH	NIA	NW REI (NLAIC), LLC	Ownership	100.000	Nationwide Mutual Insurance Company	NO	
.0140	Nationwide		92-0292630				NW-Conroe, LLC	OH	NIA	Nationwide Life Insurance Company	Ownership	100.000	Nationwide Mutual Insurance Company	NO	
.0140	Nationwide		87-3648595				NW-Corazon, LLC	OH	NIA	Nationwide Life Insurance Company	Ownership	100.000	Nationwide Mutual Insurance Company	NO	
.0140	Nationwide		99-3065627				NW-Denton, LLC	OH	NIA	NW REI, LLC	Ownership	100.000	Nationwide Mutual Insurance Company	NO	
.0140	Nationwide		86-1538532				NW-Escalante II, LLC	OH	NIA	NW REI, LLC	Ownership	100.000	Nationwide Mutual Insurance Company	NO	
.0140	Nationwide		92-3310596				NW-FSU, LLC	OH	NIA	NW REI (NLIC), LLC	Ownership	100.000	Nationwide Mutual Insurance Company	NO	
.0140	Nationwide		31-1580283				NWD 205 Vine, LLC	OH	NIA	NID Investments, LLC	Ownership	100.000	Nationwide Mutual Insurance Company	NO	
.0140	Nationwide		31-1580283				NWD 225 Nationwide, LLC	OH	NIA	NID Investments, LLC	Ownership	100.000	Nationwide Mutual Insurance Company	NO	
.0140	Nationwide		31-1580283				NWD 230 West, LLC	OH	NIA	NID Investments, LLC	Ownership	100.000	Nationwide Mutual Insurance Company	NO	
.0140	Nationwide		31-1580283				NWD 240 Nationwide, LLC	OH	NIA	NID Investments, LLC	Ownership	100.000	Nationwide Mutual Insurance Company	NO	
.0140	Nationwide		31-1580283				NWD 250 Brodbelt, LLC	OH	NIA	NID Investments, LLC	Ownership	100.000	Nationwide Mutual Insurance Company	NO	
.0140	Nationwide		31-1580283				NWD 250 West, LLC	OH	NIA	NID Investments, LLC	Ownership	100.000	Nationwide Mutual Insurance Company	NO	
.0140	Nationwide		31-1580283				NWD 265 Neil, LLC	OH	NIA	NID Investments, LLC	Ownership	100.000	Nationwide Mutual Insurance Company	NO	
.0140	Nationwide		31-1580283				NWD 275 Marconi, LLC	OH	NIA	NID Investments, LLC	Ownership	100.000	Nationwide Mutual Insurance Company	NO	
.0140	Nationwide		31-1580283				NWD 300 Neil, LLC	OH	NIA	NID Investments, LLC	Ownership	100.000	Nationwide Mutual Insurance Company	NO	
.0140	Nationwide		31-1580283				NWD 300 Spring, LLC	OH	NIA	NID Investments, LLC	Ownership	100.000	Nationwide Mutual Insurance Company	NO	
.0140	Nationwide		31-1580283				NWD 355 McConnell, LLC	OH	NIA	NID Investments, LLC	Ownership	100.000	Nationwide Mutual Insurance Company	NO	

ANNUAL STATEMENT FOR THE YEAR 2025 OF THE NATIONWIDE INSURANCE COMPANY OF AMERICA

SCHEDULE Y

PART 1A - DETAILS OF INSURANCE HOLDING COMPANY SYSTEM

1	2	3	4	5	6	7	8	9	10	11	12	13	14	15	16
Group Code	Group Name	NAIC Company Code	ID Number	Federal RSSD	CIK	Name of Securities Exchange if Publicly Traded (U.S. or International)	Names of Parent, Subsidiaries Or Affiliates	Domiciliary Location	Relationship to Reporting Entity	Directly Controlled by (Name of Entity/Person)	Type of Control (Ownership, Board, Management, Attorney-in-Fact, Influence, Other)	If Control is Ownership Provide Percentage	Ultimate Controlling Entity(ies)/Person(s)	Is an SCA Filing Required? (Yes/No)	*
.0140	Nationwide		31-1580283				NWD 425 Nationwide, LLC	OH	NIA	NWD Investments, LLC	Ownership	100.000	Nationwide Mutual Insurance Company	NO	
.0140	Nationwide		31-1580283				NWD 500 Nationwide, LLC	OH	NIA	NWD Investments, LLC	Ownership	100.000	Nationwide Mutual Insurance Company	NO	
.0140	Nationwide		31-1580283				NWD Arena Crossing, LLC	OH	NIA	NWD Investments, LLC	Ownership	100.000	Nationwide Mutual Insurance Company	NO	
.0140	Nationwide		31-1580283				NWD Arena District I, LLC	OH	NIA	NWD Investments, LLC	Ownership	100.000	Nationwide Mutual Insurance Company	NO	
.0140	Nationwide		31-1580283				NWD Arena District II, LLC	OH	NIA	NWD Investments, LLC	Ownership	100.000	Nationwide Mutual Insurance Company	NO	
.0140	Nationwide		31-1580283				NWD Arena District MM, LLC	OH	NIA	NWD Investments, LLC	Ownership	100.000	Nationwide Mutual Insurance Company	NO	
.0140	Nationwide		31-1580283				NWD Arena District PW, LLC	OH	NIA	NWD Investments, LLC	Ownership	100.000	Nationwide Mutual Insurance Company	NO	
.0140	Nationwide		31-1580283				NWD Arena District V, LLC	OH	NIA	NWD Investments, LLC	Ownership	100.000	Nationwide Mutual Insurance Company	NO	
.0140	Nationwide		31-1580283				NWD Athletic Club, LLC	OH	NIA	NWD Investments, LLC	Ownership	100.000	Nationwide Mutual Insurance Company	NO	
.0140	Nationwide		88-2975730				NW-Boise, LLC	OH	NIA	Nationwide Life Insurance Company	Ownership	100.000	Nationwide Mutual Insurance Company	NO	
.0140	Nationwide		31-1580283				NWD Brodbelt, LLC	OH	NIA	NWD Investments, LLC	Ownership	100.000	Nationwide Mutual Insurance Company	NO	
.0140	Nationwide		30-0876022				NWD Franklinton, LLC	OH	NIA	Nationwide Realty Investors, Ltd.	Ownership	80.000	Nationwide Mutual Insurance Company	NO	
.0140	Nationwide		31-4118665				NWD HP, LLC	OH	NIA	NWD Investments, LLC	Ownership	75.000	Nationwide Mutual Insurance Company	NO	
.0140	Nationwide		31-1580283				NWD Investments, LLC	OH	NIA	Nationwide Realty Investors, Ltd.	Ownership	80.000	Nationwide Mutual Insurance Company	NO	
.0140	Nationwide		31-1486309				NWGH, LLC	OH	NIA	Nationwide Realty Investors, Ltd.	Ownership	75.000	Nationwide Mutual Insurance Company	NO	
.0140	Nationwide		92-2943602				NW-Holly Springs, LLC	OH	NIA	Nationwide Mutual Insurance Company	Ownership	100.000	Nationwide Mutual Insurance Company	NO	
.0140	Nationwide		92-3558072				NW-Huntersville, LLC	OH	NIA	NW REI, LLC	Ownership	100.000	Nationwide Mutual Insurance Company	NO	
.0140	Nationwide		47-2482818				NW-Jasper WAG, LLC	OH	NIA	NW REI, LLC	Ownership	100.000	Nationwide Mutual Insurance Company	NO	
.0140	Nationwide		87-3767006				NW-Kingsbury, LLC	OH	NIA	Nationwide Life Insurance Company	Ownership	100.000	Nationwide Mutual Insurance Company	NO	
.0140	Nationwide		81-5146596				NW-Logan, LLC	OH	NIA	NW REI, LLC	Ownership	100.000	Nationwide Mutual Insurance Company	NO	
.0140	Nationwide		87-1565013				NW-Midtown, LLC	OH	NIA	NW REI, LLC	Ownership	100.000	Nationwide Mutual Insurance Company	NO	
.0140	Nationwide		88-2595124				NW-OG, LLC	OH	NIA	NW REI, LLC	Ownership	100.000	Nationwide Mutual Insurance Company	NO	
.0140	Nationwide		39-3873420				NW-One Kelly, LLC	OH	NIA	NW REI, LLC	Ownership	100.000	Nationwide Mutual Insurance Company	NO	
.0140	Nationwide		83-2260477				NW-ORBD, LLC	OH	NIA	NW REI (NMFIC), LLC	Ownership	100.000	Nationwide Mutual Insurance Company	NO	
.0140	Nationwide		93-1728625				NW-Pleasant Prairie, LLC	OH	NIA	NW REI (NLIC), LLC	Ownership	100.000	Nationwide Mutual Insurance Company	NO	
.0140	Nationwide		47-2449044				NW-Promenade at Madison, LLC	OH	NIA	NW REI, LLC	Ownership	100.000	Nationwide Mutual Insurance Company	NO	
.0140	Nationwide		87-1367836				NW-Rancho, LLC	OH	NIA	NW REI, LLC	Ownership	100.000	Nationwide Mutual Insurance Company	NO	
.0140	Nationwide		86-3702669				NW-RPG Cranberry, LLC	OH	NIA	NW REI, LLC	Ownership	100.000	Nationwide Mutual Insurance Company	NO	
.0140	Nationwide		87-3273918				NW-San Marco, LLC	OH	NIA	Nationwide Life Insurance Company	Ownership	100.000	Nationwide Mutual Insurance Company	NO	
.0140	Nationwide		33-4906424				NW-Southpointe, LLC	OH	NIA	NLIC REO Holdings, LLC	Ownership	100.000	Nationwide Mutual Insurance Company	NO	
.0140	Nationwide		87-3289289				NW-San Pablo, LLC	OH	NIA	NW REI, LLC	Ownership	100.000	Nationwide Mutual Insurance Company	NO	
.0140	Nationwide		81-3212025				NW-Springfield, LLC	OH	NIA	NW REI, LLC	Ownership	100.000	Nationwide Mutual Insurance Company	NO	
.0140	Nationwide		93-2022585				NW-Spring Hill, LLC	OH	NIA	NW REI, LLC	Ownership	100.000	Nationwide Mutual Insurance Company	NO	
.0140	Nationwide		92-2878794				NW-SR-16, LLC	OH	NIA	NW REI, LLC	Ownership	100.000	Nationwide Mutual Insurance Company	NO	
.0140	Nationwide		39-2934629				NW-Twin Lakes (Charlotte), LLC	OH	NIA	NW REI (NLIC), LLC	Ownership	100.000	Nationwide Mutual Insurance Company	NO	
.0140	Nationwide		92-0677233				NW-UNCC, LLC	OH	NIA	NW REI (NLIC), LLC	Ownership	100.000	Nationwide Mutual Insurance Company	NO	
.0140	Nationwide		81-1603024				NW REI (NLAIC), LLC	OH	NIA	Nationwide Life and Annuity Insurance Company	Ownership	100.000	Nationwide Mutual Insurance Company	NO	
.0140	Nationwide		81-1619428				NW REI (NLIC), LLC	OH	NIA	Nationwide Life Insurance Company	Ownership	100.000	Nationwide Mutual Insurance Company	NO	
.0140	Nationwide		81-1861190				NW REI (NMFIC), LLC	OH	NIA	Nationwide Mutual Insurance Company	Ownership	100.000	Nationwide Mutual Insurance Company	NO	
.0140	Nationwide		31-0947092				OCH Company, LLC	OH	NIA	Nationwide Realty Investors, Ltd.	Ownership	100.000	Nationwide Mutual Insurance Company	NO	
			26-0263012				Old Track Street Owners Association, Inc.	OH	OTH	Other non-Nationwide	Other		Other non-Nationwide	NO	2
.0140	Nationwide	13999	27-1712056				Olentangy Reinsurance, LLC	VT	IA	Nationwide Life and Annuity Insurance Company	Ownership	100.000	Nationwide Mutual Insurance Company	NO	
.0140	Nationwide		31-1486309				Perimeter A, Ltd.	OH	NIA	Nationwide Realty Investors, Ltd.	Ownership	100.000	Nationwide Mutual Insurance Company	NO	
.0140	Nationwide		20-4939866				Rail Street Parking, LLC	OH	NIA	NRI Equity Land Investments, LLC	Ownership	100.000	Nationwide Mutual Insurance Company	NO	
							Registered Investment Advisors Services, Inc.								
.0140	Nationwide		75-2938844					TX	NIA	Nationwide Financial Services, Inc.	Ownership	100.000	Nationwide Mutual Insurance Company	NO	
.0140	Nationwide		82-0549218				Retention Alternatives Ltd.	BMJ	IA	Nationwide Mutual Insurance Company	Ownership	100.000	Nationwide Mutual Insurance Company	NO	

98.5

ANNUAL STATEMENT FOR THE YEAR 2025 OF THE NATIONWIDE INSURANCE COMPANY OF AMERICA

SCHEDULE Y

PART 1A - DETAILS OF INSURANCE HOLDING COMPANY SYSTEM

1	2	3	4	5	6	7	8	9	10	11	12	13	14	15	16
Group Code	Group Name	NAIC Company Code	ID Number	Federal RSSD	CIK	Name of Securities Exchange if Publicly Traded (U.S. or International)	Names of Parent, Subsidiaries Or Affiliates	Domiciliary Location	Relationship to Reporting Entity	Directly Controlled by (Name of Entity/Person)	Type of Control (Ownership, Board, Management, Attorney-in-Fact, Influence, Other)	If Control is Ownership Provide Percentage	Ultimate Controlling Entity(ies)/Person(s)	Is an SCA Filing Required? (Yes/No)	*
.0140	Nationwide	15580	31-1117969				Scottsdale Indemnity Company	..OH.....	..IA.....	Nationwide Mutual Insurance Company	Ownership.....	100.000	Nationwide Mutual Insurance CompanyNO.....	
.0140	Nationwide	41297	31-1024978				Scottsdale Insurance Company	..OH.....	..IA.....	Nationwide Mutual Insurance Company	Ownership.....	100.000	Nationwide Mutual Insurance CompanyNO.....	
.0140	Nationwide	10672	86-0835870				Scottsdale Surplus Lines Insurance Company	..AZ.....	..IA.....	Scottsdale Insurance Company	Ownership.....	100.000	Nationwide Mutual Insurance CompanyNO.....	
.0140	Nationwide						The Association Benefits Solution, LLC	..DE.....	..NIA.....	Nationwide Life Insurance Company	Ownership.....	100.000	Nationwide Mutual Insurance CompanyNO.....	
.0140	Nationwide		31-1610040				The Waterfront Partners, LLC	..OH.....	..NIA.....	Nationwide Realty Investors, Ltd.	Ownership.....	50.000	Nationwide Mutual Insurance CompanyNO.....	
.0140	Nationwide	36269	86-0619597				Titan Insurance Company	..MI.....	..IA.....	Nationwide Mutual Insurance Company	Ownership.....	100.000	Nationwide Mutual Insurance CompanyNO.....	
.0140	Nationwide		75-1284530				Titan Insurance Services, Inc.	..TX.....	..IA.....	Nationwide Mutual Insurance Company	Ownership.....	100.000	Nationwide Mutual Insurance CompanyNO.....	
.0140	Nationwide		33-0160222				V.P.I. Services, Inc.	..CA.....	..IA.....	Veterinary Pet Insurance Company	Ownership.....	100.000	Nationwide Mutual Insurance CompanyNO.....	
.0140	Nationwide	42285	95-3750113				Veterinary Pet Insurance Company	..OH.....	..IA.....	Scottsdale Insurance Company	Ownership.....	100.000	Nationwide Mutual Insurance CompanyNO.....	
.0140	Nationwide	42889	34-1394913				Victoria Fire & Casualty Company	..OH.....	..IA.....	Nationwide Mutual Insurance Company	Ownership.....	100.000	Nationwide Mutual Insurance CompanyNO.....	
.0140	Nationwide	10105	34-1777972				Victoria Select Insurance Company	..OH.....	..IA.....	Victoria Fire & Casualty Insurance Company	Ownership.....	100.000	Nationwide Mutual Insurance CompanyNO.....	
.0140	Nationwide		87-3248762				Virtuo 2920, LLC	..DE.....	..NIA.....	Nationwide Mutual Insurance Company	Ownership.....	100.000	Nationwide Mutual Insurance CompanyNO.....	
.0140	Nationwide		87-3271892				Virtuo 2920 Mezz, LLC	..DE.....	..NIA.....	Nationwide Mutual Insurance Company	Ownership.....	100.000	Nationwide Mutual Insurance CompanyNO.....	

Asterisk	Explanation
1	Nationwide retains management responsibility for these entities, despite a minority ownership stake.
2	Other ownership indicates a non-ownership circumstance by a Nationwide entity.

ANNUAL STATEMENT FOR THE YEAR 2025 OF THE NATIONWIDE INSURANCE COMPANY OF AMERICA

SCHEDULE Y

PART 2 - SUMMARY OF INSURER'S TRANSACTIONS WITH ANY AFFILIATES

1	2	3	4	5	6	7	8	9	10	11	12	13
NAIC Company Code	ID Number	Names of Insurers and Parent, Subsidiaries or Affiliates	Shareholder Dividends	Capital Contributions	Purchases, Sales or Exchanges of Loans, Securities, Real Estate, Mortgage Loans or Other Investments	Income/ (Disbursements) Incurred in Connection with Guarantees or Undertakings for the Benefit of any Affiliate(s)	Management Agreements and Service Contracts	Income/ (Disbursements) Incurred Under Reinsurance Agreements	*	Any Other Material Activity Not in the Ordinary Course of the Insurer's Business	Totals	Reinsurance Recoverable/ (Payable) on Losses and/or Reserve Credit Taken/(Liability)
10127	27-0114983	Allied Insurance Company of America							*			94,446,066
42579	42-1201931	Allied Property & Casualty Insurance Company							*			375,402,864
19100	42-6054959	AMCO Insurance Company							*			466,413,275
29262	74-1061659	Colonial County Mutual Insurance Company							*			119,467,440
18961	68-0066866	Crestbrook Insurance Company							*			551,046,285
42587	42-1207150	Depositors Insurance Company							*			382,352,588
	33-0096671	DVM Insurance Agency, Inc	(224,208)								(224,208)	
15821	47-4523959	Eagle Captive Reinsurance, LLC	(530,000,000)								(530,000,000)	(4,422,481,212)
22209	75-6013587	Freedom Specialty Insurance Company										968,422,932
23582	41-0417250	Harleysville Insurance Company							*			358,077,118
42900	16-1075588	Harleysville Insurance Company of New Jersey							*			163,235,865
10674	23-2864924	Harleysville Insurance Company of New York							*			494,948,951
35696	23-2384978	Harleysville Preferred Insurance Company							*			145,349,425
26182	04-1989660	Harleysville Worcester Insurance Company							*			300,122,856
64017	75-0300900	Jefferson National Life Insurance Co	(7,648,883)								(7,648,883)	
11991	38-0865250	National Casualty Company							*			2,439,100,114
26093	48-0470690	Nationwide Affinity Insurance Company of America							*			306,658,011
28223	42-1015537	Nationwide Agribusiness Insurance Company							*			1,065,360,470
10723	95-0639970	Nationwide Assurance Company							*			403,395,936
31-1486870	31-1486870	Nationwide Financial Services, Inc		(75,000,000)							(75,000,000)	
23760	31-4425763	Nationwide General Insurance Company							*			1,592,854,368
33-3724100	33-3724100	Nationwide GSC Holdings, Inc		28,800							28,800	
10070	31-1399201	Nationwide Indemnity Company	1,151,315						*		1,151,315	848,012,878
25453	95-2130882	Nationwide Insurance Company of America							*			1,458,617,759
10948	31-1613686	Nationwide Insurance Company of Florida							*			90,835,481
92657	31-1000740	Nationwide Life and Annuity Insurance Company		393,000,000							393,000,000	3,044,136,885
66869	31-4156830	Nationwide Life Insurance Company	537,648,883	(325,000,000)							212,648,883	1,378,344,327
75-3191025	75-3191025	Nationwide Mutual Capital, LLC	109,550								109,550	
23787	31-4177100	Nationwide Mutual Insurance Company	(12,535,212)	(195,483,476)					*		(208,018,688)	(19,793,120,996)
33-3698490	33-3698490	Nationwide Nom, LLC		1,200							1,200	
34-2012765	34-2012765	Nationwide Private Equity Fund, LLC	279,415	38,840							318,255	
37877	31-0970750	Nationwide Property & Casualty Insurance Company		4,394,880					*		4,394,880	1,097,130,781
31-1486309	31-1486309	Nationwide Realty Investors	(40,000,000)	9,332,617							(30,667,383)	
83-2250056	83-2250056	Nationwide SBL, LLC		7,000,000							7,000,000	
20-5976272	20-5976272	Nationwide Ventures, LLC		17,952,369							17,952,369	
31-0871532	31-0871532	NBS Insurance Agency, Inc	(9,482,533)								(9,482,533)	
85-4193218	85-4193218	NCS Arizona, LLC		2,000,000							2,000,000	
82-5194959	82-5194959	NMIC REO Holdings, LLC		39,251,834							39,251,834	

ANNUAL STATEMENT FOR THE YEAR 2025 OF THE NATIONWIDE INSURANCE COMPANY OF AMERICA

SCHEDULE Y

PART 2 - SUMMARY OF INSURER'S TRANSACTIONS WITH ANY AFFILIATES

1	2	3	4	5	6	7	8	9	10	11	12	13
NAIC Company Code	ID Number	Names of Insurers and Parent, Subsidiaries or Affiliates	Shareholder Dividends	Capital Contributions	Purchases, Sales or Exchanges of Loans, Securities, Real Estate, Mortgage Loans or Other Investments	Income/ (Disbursements) Incurred in Connection with Guarantees or Undertakings for the Benefit of any Affiliate(s)	Management Agreements and Service Contracts	Income/ (Disbursements) Incurred Under Reinsurance Agreements	*	Any Other Material Activity Not in the Ordinary Course of the Insurer's Business	Totals	Reinsurance Recoverable/ (Payable) on Losses and/or Reserve Credit Taken/(Liability)
.....	26-1903919	NW REI, LLC	57,321,782	36,850,358							94,172,140	
.....	82-4282099	OYS Fund, LLC	88,925								88,925	
.....	20-1169305	Prisma Polyphony Fund, LLC	456,331								456,331	
.....	15580	31-1117969	Scottsdale Indemnity Company									515,963,824
.....	41297	31-1024978	Scottsdale Insurance Company						*			5,331,929,029
.....	10672	86-0835870	Scottsdale Surplus Lines Insurance Company									
.....	36269	86-0619597	Titan Insurance Company		33,000,000						33,000,000	94,830,546
.....	42285	95-3750113	Veterinary Pet Insurance Company	224,208					*			(2,818)
.....	42889	34-1394913	Victoria Fire & Casualty Company						*		224,208	126,660,872
.....	10105	34-1777972	Victoria Select Insurance Company									2,097,549
.....	87-3248762	Virtuo 2920 Mezz, LLC	2,610,427	52,632,578							55,243,005	390,531
9999999	Control Totals								XXX			

ANNUAL STATEMENT FOR THE YEAR 2025 OF THE NATIONWIDE INSURANCE COMPANY OF AMERICA

SCHEDULE Y

PART 3 - ULTIMATE CONTROLLING PARTY AND LISTING OF OTHER U.S. INSURANCE GROUPS OR ENTITIES UNDER THAT ULTIMATE CONTROLLING PARTY'S CONTROL

1 Insurers in Holding Company	2 Owners with Greater Than 10% Ownership	3 Ownership Percentage Column 2 of Column 1	4 Granted Disclaimer of Control/ Affiliation of Column 2 Over Column 1 (Yes/No)	5 Ultimate Controlling Party	6 U.S. Insurance Groups or Entities Controlled by Column 5	7 Ownership Percentage (Column 5 of Column 6)	8 Granted Disclaimer of Control/ Affiliation of Column 5 Over Column 6 (Yes/No)
Allied Insurance Company of America	Nationwide Mutual Insurance Company	100.000	NO	Nationwide Mutual Insurance Company	Nationwide	100.000	NO
Allied Property & Casualty Insurance Company	Nationwide Mutual Insurance Company	100.000	NO	Nationwide Mutual Insurance Company	Nationwide	100.000	NO
AMCO Insurance Company	Nationwide Mutual Insurance Company	100.000	NO	Nationwide Mutual Insurance Company	Nationwide	100.000	NO
Colonial County Mutual Insurance Company	Lone Star General Agency, Inc.	100.000	NO	Nationwide Mutual Insurance Company	Nationwide	100.000	NO
Crestbrook Insurance Company	Nationwide Mutual Insurance Company	100.000	NO	Nationwide Mutual Insurance Company	Nationwide	100.000	NO
Depositors Insurance Company	Nationwide Mutual Insurance Company	100.000	NO	Nationwide Mutual Insurance Company	Nationwide	100.000	NO
Eagle Captive Reinsurance, LLC	Nationwide Life Insurance Company	100.000	NO	Nationwide Mutual Insurance Company	Nationwide	100.000	NO
Freedom Specialty Insurance Company	Scottsdale Insurance Company	100.000	NO	Nationwide Mutual Insurance Company	Nationwide	100.000	NO
Harleysville Insurance Company	Nationwide Mutual Insurance Company	100.000	NO	Nationwide Mutual Insurance Company	Nationwide	100.000	NO
Harleysville Insurance Company of New Jersey	Nationwide Mutual Insurance Company	100.000	NO	Nationwide Mutual Insurance Company	Nationwide	100.000	NO
Harleysville Insurance Company of New York	Nationwide Mutual Insurance Company	100.000	NO	Nationwide Mutual Insurance Company	Nationwide	100.000	NO
Harleysville Preferred Insurance Company	Nationwide Mutual Insurance Company	100.000	NO	Nationwide Mutual Insurance Company	Nationwide	100.000	NO
Harleysville Worcester Insurance Company	Nationwide Mutual Insurance Company	100.000	NO	Nationwide Mutual Insurance Company	Nationwide	100.000	NO
Jefferson National Life Insurance Company	Nationwide Life Insurance Company	100.000	NO	Nationwide Mutual Insurance Company	Nationwide	100.000	NO
National Casualty Company	Nationwide Mutual Insurance Company	100.000	NO	Nationwide Mutual Insurance Company	Nationwide	100.000	NO
Nationwide Affinity Insurance Company of America	Nationwide Mutual Insurance Company	100.000	NO	Nationwide Mutual Insurance Company	Nationwide	100.000	NO
Nationwide Agribusiness Insurance Company	Nationwide Mutual Insurance Company	100.000	NO	Nationwide Mutual Insurance Company	Nationwide	100.000	NO
Nationwide Assurance Company	Nationwide Mutual Insurance Company	100.000	NO	Nationwide Mutual Insurance Company	Nationwide	100.000	NO
Nationwide General Insurance Company	Nationwide Mutual Insurance Company	100.000	NO	Nationwide Mutual Insurance Company	Nationwide	100.000	NO
Nationwide Indemnity Company	Nationwide Mutual Insurance Company	100.000	NO	Nationwide Mutual Insurance Company	Nationwide	100.000	NO
Nationwide Insurance Company of America	Nationwide Mutual Insurance Company	100.000	NO	Nationwide Mutual Insurance Company	Nationwide	100.000	NO
Nationwide Insurance Company of Florida	Nationwide Mutual Insurance Company	100.000	NO	Nationwide Mutual Insurance Company	Nationwide	100.000	NO
Nationwide Life and Annuity Insurance Company	Nationwide Life Insurance Company	100.000	NO	Nationwide Mutual Insurance Company	Nationwide	100.000	NO
Nationwide Life and Benefits Insurance Company	Nationwide Life Insurance Company	100.000	NO	Nationwide Mutual Insurance Company	Nationwide	100.000	NO
Nationwide Life Insurance Company	Nationwide Financial Services, Inc.	100.000	NO	Nationwide Mutual Insurance Company	Nationwide	100.000	NO
Nationwide Mutual Insurance Company	n/a			Nationwide Mutual Insurance Company	Nationwide	0.000	NO
Nationwide Property & Casualty Insurance Company	Nationwide Mutual Insurance Company	100.000	NO	Nationwide Mutual Insurance Company	Nationwide	100.000	NO
Olentangy Reinsurance, LLC	Nationwide Life and Annuity Insurance Company	100.000	NO	Nationwide Mutual Insurance Company	Nationwide	100.000	NO
Scottsdale Indemnity Company	Nationwide Mutual Insurance Company	100.000	NO	Nationwide Mutual Insurance Company	Nationwide	100.000	NO
Scottsdale Insurance Company	Nationwide Mutual Insurance Company	100.000	NO	Nationwide Mutual Insurance Company	Nationwide	100.000	NO
Scottsdale Surplus Lines Insurance Company	Scottsdale Insurance Company	100.000	NO	Nationwide Mutual Insurance Company	Nationwide	100.000	NO
Titan Insurance Company	Nationwide Mutual Insurance Company	100.000	NO	Nationwide Mutual Insurance Company	Nationwide	100.000	NO
Veterinary Pet Insurance Company	Scottsdale Insurance Company	100.000	NO	Nationwide Mutual Insurance Company	Nationwide	100.000	NO
Victoria Fire & Casualty Company	Nationwide Mutual Insurance Company	100.000	NO	Nationwide Mutual Insurance Company	Nationwide	100.000	NO
Victoria Select Insurance Company	Victoria Fire & Casualty Company	100.000	NO	Nationwide Mutual Insurance Company	Nationwide	100.000	NO

**ANNUAL STATEMENT FOR THE YEAR 2025 OF THE NATIONWIDE INSURANCE COMPANY OF AMERICA
SUPPLEMENTAL EXHIBITS AND SCHEDULES INTERROGATORIES**

REQUIRED FILINGS

The following supplemental reports are required to be filed as part of your statement filing unless specifically waived by the domiciliary state. However, in the event that your domiciliary state waives the filing requirement, your response of **WAIVED** to the specific interrogatory will be accepted in lieu of filing a "NONE" report and a bar code will be printed below. If the supplement is required of your company but is not being filed for whatever reason enter **SEE EXPLANATION** and provide an explanation following the interrogatory questions.

	<u>Responses</u>
MARCH FILING	
1. Will an Actuarial Opinion be filed by March 1?	YES
2. Will the Supplemental Compensation Exhibit be filed with the state of domicile by March 1?	YES
3. Will the confidential Risk-based Capital Report be filed with the NAIC by March 1?	YES
4. Will the confidential Risk-based Capital Report be filed with the state of domicile, if required by March 1?	YES
APRIL FILING	
5. Will the Insurance Expense Exhibit be filed with the state of domicile and the NAIC by April 1?	YES
6. Will Management's Discussion and Analysis be filed by April 1?	YES
7. Will the Supplemental Investment Risk Interrogatories be filed by April 1?	YES
MAY FILING	
8. Will this company be included in a combined annual statement which is filed with the NAIC by May 1?	YES
JUNE FILING	
9. Will an Audited Financial Report be filed by June 1?	YES
10. Will Accountant's Letter of Qualifications be filed with the state of domicile and electronically with the NAIC by June 1?	YES

SUPPLEMENTAL FILINGS








The following supplemental reports are required to be filed as part of your annual statement filing **if your company is engaged in the type of business covered by the supplement. However, in the event that your company does not transact the type of business for which the special report must be filed, your response of NO to the specific interrogatory will be accepted in lieu of filing a "NONE" report and a bar code will be printed below.** If the supplement is required of your company but is not being filed for whatever reason enter **SEE EXPLANATION** and provide an explanation following the interrogatory questions.

MARCH FILING	
11. Will Schedule SIS (Stockholder Information Supplement) be filed with the state of domicile by March 1?	NO
12. Will the Financial Guaranty Insurance Exhibit be filed by March 1?	NO
13. Will the Medicare Supplement Insurance Experience Exhibit be filed with the state of domicile and the NAIC by March 1?	NO
14. Will Supplement A to Schedule T (Medical Professional Liability Supplement) be filed by March 1?	NO
15. Will the Trusteed Surplus Statement be filed with the state of domicile and the NAIC by March 1?	NO
16. Will the Premiums Attributed to Protected Cells Exhibit be filed by March 1?	NO
17. Will the Reinsurance Summary Supplemental Filing for General Interrogatory 9 be filed with the state of domicile and the NAIC by March 1? ...	NO
18. Will the Medicare Part D Coverage Supplement be filed with the state of domicile and the NAIC by March 1?	NO
19. Will the confidential Actuarial Opinion Summary be filed with the state of domicile, if required, by March 15 (or the date otherwise specified)?..	YES
20. Will the Reinsurance Attestation Supplement be filed with the state of domicile and the NAIC by March 1?	YES
21. Will the Exceptions to the Reinsurance Attestation Supplement be filed with the state of domicile by March 1?	NO
22. Will the Bail Bond Supplement be filed with the state of domicile and the NAIC by March 1?	NO
23. Will the Director and Officer Insurance Coverage Supplement be filed with the state of domicile and the NAIC by March 1?	YES
24. Will an approval from the reporting entity's state of domicile for relief related to the five-year rotation requirement for lead audit partner be filed electronically with the NAIC by March 1?	NO
25. Will an approval from the reporting entity's state of domicile for relief related to the one-year cooling off period for independent CPA be filed electronically with the NAIC by March 1?	NO
26. Will an approval from the reporting entity's state of domicile for relief related to the Requirements for Audit Committees be filed electronically with the NAIC by March 1?	NO
27. Will the Supplemental Schedule for Reinsurance Counterparty Reporting Exception - Asbestos and Pollution Contracts be filed with the state of domicile and the NAIC by March 1?	NO
28. Will the Exhibit of Other Liabilities by Lines of Business be filed with the state of domicile and the NAIC by March 1?	YES
29. Will the Market Conduct Annual Statement (MCAS) Premium Exhibit for Year be filed with appropriate jurisdictions and with the NAIC by March 1?	YES
APRIL FILING	
30. Will the Credit Insurance Experience Exhibit be filed with the state of domicile and the NAIC by April 1?	NO
31. Will the Long-term Care Experience Reporting Forms be filed with the state of domicile and the NAIC by April 1?	NO
32. Will the Accident and Health Policy Experience Exhibit be filed by April 1?	YES
33. Will the Supplemental Health Care Exhibit (Parts 1 and 2) be filed with the state of domicile and the NAIC by April 1?	NO
34. Will the Cybersecurity Insurance Coverage Supplement be filed with the state of domicile and the NAIC by April 1?	YES
35. Will the Life, Health & Annuity Guaranty Association Assessable Premium Exhibit - Parts 1 and 2 be filed with the state of domicile and the NAIC by April 1?	NO
36. Will the Private Flood Insurance Supplement be filed with the state of domicile and the NAIC by April 1?	YES
37. Will the Mortgage Guaranty Insurance Exhibit be filed with the state of domicile and the NAIC by April 1?	NO
AUGUST FILING	
38. Will Management's Report of Internal Control Over Financial Reporting be filed with the state of domicile by August 1?	YES

Explanations:

- 11.
- 12.
- 13.
- 14.
- 15.
- 16.
- 17.
- 18.
- 21.
- 22.
- 24.
- 25.
- 26.
- 27.
- 30.
- 31.
- 33.
- 35.
- 37.

Bar Codes:

11. SIS Stockholder Information Supplement [Document Identifier 420]	
12. Financial Guaranty Insurance Exhibit [Document Identifier 240]	
13. Medicare Supplement Insurance Experience Exhibit [Document Identifier 360]	
14. Supplement A to Schedule T [Document Identifier 455]	
15. Trusteed Surplus Statement [Document Identifier 490]	
16. Premiums Attributed to Protected Cells Exhibit [Document Identifier 385]	
17. Reinsurance Summary Supplemental Filing [Document Identifier 401]	

SUPPLEMENTAL EXHIBITS AND SCHEDULES INTERROGATORIES

18. Medicare Part D Coverage Supplement [Document Identifier 365]



21. Exceptions to the Reinsurance Attestation Supplement [Document Identifier 400]



22. Bail Bond Supplement [Document Identifier 500]



24. Relief from the five-year rotation requirement for lead audit partner [Document Identifier 224]



25. Relief from the one-year cooling off period for independent CPA [Document Identifier 225]



26. Relief from the Requirements for Audit Committees [Document Identifier 226]



27. Reinsurance Counterparty Reporting Exception – Asbestos and Pollution Contracts [Document Identifier 555]



30. Credit Insurance Experience Exhibit [Document Identifier 230]



31. Long-Term Care Experience Reporting Forms [Document Identifier 306]



33. Supplemental Health Care Exhibit (Parts 1 and 2) [Document Identifier 216]



35. Life, Health & Annuity Guaranty Association Assessable Premium Exhibit - Parts 1 and 2 [Document Identifier 290]



37. Will the Mortgage Guaranty Insurance Exhibit [Document Identifier 565]



ANNUAL STATEMENT FOR THE YEAR 2025 OF THE NATIONWIDE INSURANCE COMPANY OF AMERICA
OVERFLOW PAGE FOR WRITE-INS

Additional Write-ins for Assets Line 25

	Current Year			Prior Year
	1 Assets	2 Nonadmitted Assets	3 Net Admitted Assets (Cols. 1 - 2)	4 Net Admitted Assets
2504. Recoupment receivable	31,284		31,284	17,686
2505. Funds held equity pools & associations	1,886,647		1,886,647	1,899,730
2506. Deductible receivables	31,831	2,184	29,647	28,425
2507. State surcharge/recoupment receivable	10,298		10,298	
2597. Summary of remaining write-ins for Line 25 from overflow page	1,960,060	2,184	1,957,876	1,945,841

Additional Write-ins for Liabilities Line 25

	1 Current Year	2 Prior Year
2504. State surcharge/recoupment payable		147,942
2505. TPA assumed payable summary	92,400	133,072
2597. Summary of remaining write-ins for Line 25 from overflow page	92,400	281,014

Additional Write-ins for Exhibit of Nonadmitted Assets Line 25

	1 Current Year Total Nonadmitted Assets	2 Prior Year Total Nonadmitted Assets	3 Change in Total Nonadmitted Assets (Col. 2 - Col. 1)
2504. Deposits and prepaid assets	30,252	56,826	26,574
2597. Summary of remaining write-ins for Line 25 from overflow page	30,252	56,826	26,574



SUPPLEMENT FOR THE YEAR 2025 OF THE NATIONWIDE INSURANCE COMPANY OF AMERICA

DIRECTOR AND OFFICER INSURANCE COVERAGE SUPPLEMENT

For The Year Ended December 31, 2025
(To Be Filed by March 1)

NAIC Group Code 0140

NAIC Company Code 25453

Company Name NATIONWIDE INSURANCE COMPANY OF AMERICA

If the reporting entity writes any director and officer (D&O) business, please provide the following:

1. Monoline Policies

Direct Premiums		Direct Losses		Direct Defense and Cost Containment		Percentage of In Force Policies	
1 Written	2 Earned	3 Paid	4 Incurred	5 Paid	6 Incurred	7 Claims Made	8 Occurrence
\$	\$ 177	\$	\$	\$	\$ % %

2. Commercial Multiple Peril (CMP) Packaged Policies

- 2.1 Does the reporting entity provide D&O liability coverage as part of a CMP packaged policy? Yes [X] No []
- 2.2 Can the direct premium earned for D&O liability coverage provided as part of a CMP packaged policy be quantified or estimated? Yes [X] No []
- 2.3 If the answer to question 2.2 is yes, provide the quantified or estimated direct premium earned amount for D&O liability coverage in CMP packaged policies

2.31 Amount quantified:.....\$ 2,423

2.32 Amount estimated using reasonable assumptions:.....\$

2.4 If the answer to question 2.1 is yes, please provide the following:

Direct Losses		Direct Defense and Cost Containment		Percentage of In Force Policies	
1 Paid	2 Paid + Change in Case Reserves	3 Paid	4 Paid + Change in Case Reserves	5 Claims Made	6 Occurrence
\$	\$	\$	\$100.0 % %



SUPPLEMENT FOR THE YEAR 2025 OF THE NATIONWIDE INSURANCE COMPANY OF AMERICA

EXHIBIT OF OTHER LIABILITIES BY LINES OF BUSINESS

AS REPORTED ON LINE 17 OF THE EXHIBIT OF PREMIUMS AND LOSSES

(To Be Filed by March 1)

NAIC Group Code 0140

NAIC Company Code 25453

	Direct Business Only			
	Prior Year	Current Year		
	1 Written Premium	2 Written Premium	3 Losses Paid (deducting salvage)	4 Losses Unpaid (Case Base)
1. Completed operations	713,604	4,398,169	391,540	5,558,733
2. Errors & omissions (E&O)	180,693	1,285,523		25,000
3. Directors & officers (D&O)	1,593			
4. Environmental liability		2,830		
5. Excess workers' compensation				
6. Commercial excess & umbrella	(5,451)			291,176
7. Personal umbrella				
8. Employment liability	88,099	171,770		
9. Aggregate write-ins for facilities & premises (CGL)	9,993,506	4,952,419	4,354,959	1,084,479
10. Internet & cyber liability	48,215	91,625		
11. Aggregate write-ins for other				410,000
12. Total ASL 17 - other liability (sum of lines 1 through 11)	11,020,259	10,902,336	4,746,499	7,369,388
DETAILS OF WRITE-INS				
0901. Commercial General Liability				500,000
0902. Comprehensive Personal Liability				584,479
0903. Personal Injury Liability	4,827,614	4,702,502		
0998. Summary of remaining write-ins for Line 9 from overflow page	5,165,892	249,917	4,354,959	
0999. Totals (Lines 0901 through 0903 plus 0998)(Line 9 above)	9,993,506	4,952,419	4,354,959	1,084,479
1101. Aggregate of other lines of business less than 10% of category				410,000
1102.				
1103.				
1198. Summary of remaining write-ins for Line 11 from overflow page				
1199. Totals (Lines 1101 through 1103 plus 1198)(Line 11 above)				410,000

SUPPLEMENT FOR THE YEAR 2025 OF THE NATIONWIDE INSURANCE COMPANY OF AMERICA
OVERFLOW PAGE FOR WRITE-INS

Additional Write-ins for Exhibit of Other Liabilities by Lines of Business Line 9

	Direct Business Only			
	Prior Year	Current Year		
	1 Written Premium	2 Written Premium	3 Losses Paid (deducting salvage)	4 Losses Unpaid (Case Base)
0904. Premises and Operations Liability	5,063,902		3,869,262	
0905. Aggregate of facilities & premises (CGL) lines of business less than 10% of category	101,990	249,917	485,697	
0997. Summary of remaining write-ins for Line 9 from overflow page	5,165,892	249,917	4,354,959	



SUPPLEMENT FOR THE YEAR 2025 OF THE NATIONWIDE INSURANCE COMPANY OF AMERICA
MARKET CONDUCT ANNUAL STATEMENT (MCAS) PREMIUM EXHIBIT FOR YEAR

For The Year Ended December 31, 2025
 (To Be Filed by March 1)

FOR THE STATE OF: Alabama

NAIC Group Code 0140

NAIC Company Code 25453

MCAS LINE OF BUSINESS	MCAS Reportable Premium/Considerations (Yes/No)
1. Disability income	NO
2. Health	NO
3. Homeowners	NO
4. Individual annuity	NO
5. Individual life	NO
6. Lender-placed home and auto	NO
7. Long-term care	NO
8. Other health	NO
9. Private flood	NO
10. Private passenger auto	YES
11. Short-term limited duration health plans	NO
12. Travel	NO
13. Pet insurance plans	NO



SUPPLEMENT FOR THE YEAR 2025 OF THE NATIONWIDE INSURANCE COMPANY OF AMERICA
MARKET CONDUCT ANNUAL STATEMENT (MCAS) PREMIUM EXHIBIT FOR YEAR

For The Year Ended December 31, 2025
 (To Be Filed by March 1)

FOR THE STATE OF: Arizona

NAIC Group Code 0140

NAIC Company Code 25453

MCAS LINE OF BUSINESS	MCAS Reportable Premium/Considerations (Yes/No)
1. Disability income	NO
2. Health	NO
3. Homeowners	YES
4. Individual annuity	NO
5. Individual life	NO
6. Lender-placed home and auto	NO
7. Long-term care	NO
8. Other health	NO
9. Private flood	NO
10. Private passenger auto	YES
11. Short-term limited duration health plans	NO
12. Travel	NO
13. Pet insurance plans	NO



SUPPLEMENT FOR THE YEAR 2025 OF THE NATIONWIDE INSURANCE COMPANY OF AMERICA
MARKET CONDUCT ANNUAL STATEMENT (MCAS) PREMIUM EXHIBIT FOR YEAR

For The Year Ended December 31, 2025
 (To Be Filed by March 1)

FOR THE STATE OF: Arkansas

NAIC Group Code 0140

NAIC Company Code 25453

MCAS LINE OF BUSINESS	MCAS Reportable Premium/Considerations (Yes/No)
1. Disability income	NO
2. Health	NO
3. Homeowners	YES
4. Individual annuity	NO
5. Individual life	NO
6. Lender-placed home and auto	NO
7. Long-term care	NO
8. Other health	NO
9. Private flood	NO
10. Private passenger auto	NO
11. Short-term limited duration health plans	NO
12. Travel	NO
13. Pet insurance plans	NO



SUPPLEMENT FOR THE YEAR 2025 OF THE NATIONWIDE INSURANCE COMPANY OF AMERICA
MARKET CONDUCT ANNUAL STATEMENT (MCAS) PREMIUM EXHIBIT FOR YEAR

For The Year Ended December 31, 2025
 (To Be Filed by March 1)

FOR THE STATE OF: California

NAIC Group Code 0140

NAIC Company Code 25453

MCAS LINE OF BUSINESS	MCAS Reportable Premium/Considerations (Yes/No)
1. Disability income	NO
2. Health	NO
3. Homeowners	NO
4. Individual annuity	NO
5. Individual life	NO
6. Lender-placed home and auto	NO
7. Long-term care	NO
8. Other health	NO
9. Private flood	NO
10. Private passenger auto	YES
11. Short-term limited duration health plans	NO
12. Travel	NO
13. Pet insurance plans	NO



SUPPLEMENT FOR THE YEAR 2025 OF THE NATIONWIDE INSURANCE COMPANY OF AMERICA
MARKET CONDUCT ANNUAL STATEMENT (MCAS) PREMIUM EXHIBIT FOR YEAR

For The Year Ended December 31, 2025
 (To Be Filed by March 1)

FOR THE STATE OF: Colorado

NAIC Group Code 0140

NAIC Company Code 25453

MCAS LINE OF BUSINESS	MCAS Reportable Premium/Considerations (Yes/No)
1. Disability income	NO
2. Health	NO
3. Homeowners	YES
4. Individual annuity	NO
5. Individual life	NO
6. Lender-placed home and auto	NO
7. Long-term care	NO
8. Other health	NO
9. Private flood	NO
10. Private passenger auto	YES
11. Short-term limited duration health plans	NO
12. Travel	NO
13. Pet insurance plans	NO



SUPPLEMENT FOR THE YEAR 2025 OF THE NATIONWIDE INSURANCE COMPANY OF AMERICA
MARKET CONDUCT ANNUAL STATEMENT (MCAS) PREMIUM EXHIBIT FOR YEAR

For The Year Ended December 31, 2025
 (To Be Filed by March 1)

FOR THE STATE OF: Connecticut

NAIC Group Code 0140

NAIC Company Code 25453

MCAS LINE OF BUSINESS	MCAS Reportable Premium/Considerations (Yes/No)
1. Disability income	NO
2. Health	NO
3. Homeowners	NO
4. Individual annuity	NO
5. Individual life	NO
6. Lender-placed home and auto	NO
7. Long-term care	NO
8. Other health	NO
9. Private flood	NO
10. Private passenger auto	YES
11. Short-term limited duration health plans	NO
12. Travel	NO
13. Pet insurance plans	NO



SUPPLEMENT FOR THE YEAR 2025 OF THE NATIONWIDE INSURANCE COMPANY OF AMERICA
MARKET CONDUCT ANNUAL STATEMENT (MCAS) PREMIUM EXHIBIT FOR YEAR

For The Year Ended December 31, 2025
 (To Be Filed by March 1)

FOR THE STATE OF: Florida

NAIC Group Code 0140

NAIC Company Code 25453

MCAS LINE OF BUSINESS	MCAS Reportable Premium/Considerations (Yes/No)
1. Disability income	NO
2. Health	NO
3. Homeowners	NO
4. Individual annuity	NO
5. Individual life	NO
6. Lender-placed home and auto	NO
7. Long-term care	NO
8. Other health	NO
9. Private flood	NO
10. Private passenger auto	YES
11. Short-term limited duration health plans	NO
12. Travel	NO
13. Pet insurance plans	NO



SUPPLEMENT FOR THE YEAR 2025 OF THE NATIONWIDE INSURANCE COMPANY OF AMERICA
MARKET CONDUCT ANNUAL STATEMENT (MCAS) PREMIUM EXHIBIT FOR YEAR

For The Year Ended December 31, 2025
 (To Be Filed by March 1)

FOR THE STATE OF: Georgia

NAIC Group Code 0140

NAIC Company Code 25453

MCAS LINE OF BUSINESS	MCAS Reportable Premium/Considerations (Yes/No)
1. Disability income	NO
2. Health	NO
3. Homeowners	YES
4. Individual annuity	NO
5. Individual life	NO
6. Lender-placed home and auto	NO
7. Long-term care	NO
8. Other health	NO
9. Private flood	NO
10. Private passenger auto	YES
11. Short-term limited duration health plans	NO
12. Travel	NO
13. Pet insurance plans	NO



SUPPLEMENT FOR THE YEAR 2025 OF THE NATIONWIDE INSURANCE COMPANY OF AMERICA
MARKET CONDUCT ANNUAL STATEMENT (MCAS) PREMIUM EXHIBIT FOR YEAR

For The Year Ended December 31, 2025
 (To Be Filed by March 1)

FOR THE STATE OF: Idaho

NAIC Group Code 0140

NAIC Company Code 25453

MCAS LINE OF BUSINESS	MCAS Reportable Premium/Considerations (Yes/No)
1. Disability income	NO
2. Health	NO
3. Homeowners	YES
4. Individual annuity	NO
5. Individual life	NO
6. Lender-placed home and auto	NO
7. Long-term care	NO
8. Other health	NO
9. Private flood	NO
10. Private passenger auto	YES
11. Short-term limited duration health plans	NO
12. Travel	NO
13. Pet insurance plans	NO



SUPPLEMENT FOR THE YEAR 2025 OF THE NATIONWIDE INSURANCE COMPANY OF AMERICA
MARKET CONDUCT ANNUAL STATEMENT (MCAS) PREMIUM EXHIBIT FOR YEAR

For The Year Ended December 31, 2025
 (To Be Filed by March 1)

FOR THE STATE OF: Illinois

NAIC Group Code 0140

NAIC Company Code 25453

MCAS LINE OF BUSINESS	MCAS Reportable Premium/Considerations (Yes/No)
1. Disability income	NO
2. Health	NO
3. Homeowners	YES
4. Individual annuity	NO
5. Individual life	NO
6. Lender-placed home and auto	NO
7. Long-term care	NO
8. Other health	NO
9. Private flood	NO
10. Private passenger auto	YES
11. Short-term limited duration health plans	NO
12. Travel	NO
13. Pet insurance plans	NO



SUPPLEMENT FOR THE YEAR 2025 OF THE NATIONWIDE INSURANCE COMPANY OF AMERICA
MARKET CONDUCT ANNUAL STATEMENT (MCAS) PREMIUM EXHIBIT FOR YEAR

For The Year Ended December 31, 2025
 (To Be Filed by March 1)

FOR THE STATE OF: Indiana

NAIC Group Code 0140

NAIC Company Code 25453

MCAS LINE OF BUSINESS	MCAS Reportable Premium/Considerations (Yes/No)
1. Disability income	NO
2. Health	NO
3. Homeowners	YES
4. Individual annuity	NO
5. Individual life	NO
6. Lender-placed home and auto	NO
7. Long-term care	NO
8. Other health	NO
9. Private flood	NO
10. Private passenger auto	NO
11. Short-term limited duration health plans	NO
12. Travel	NO
13. Pet insurance plans	NO



SUPPLEMENT FOR THE YEAR 2025 OF THE NATIONWIDE INSURANCE COMPANY OF AMERICA
MARKET CONDUCT ANNUAL STATEMENT (MCAS) PREMIUM EXHIBIT FOR YEAR

For The Year Ended December 31, 2025
 (To Be Filed by March 1)

FOR THE STATE OF: Kansas

NAIC Group Code 0140

NAIC Company Code 25453

MCAS LINE OF BUSINESS	MCAS Reportable Premium/Considerations (Yes/No)
1. Disability income	NO
2. Health	NO
3. Homeowners	YES
4. Individual annuity	NO
5. Individual life	NO
6. Lender-placed home and auto	NO
7. Long-term care	NO
8. Other health	NO
9. Private flood	NO
10. Private passenger auto	YES
11. Short-term limited duration health plans	NO
12. Travel	NO
13. Pet insurance plans	NO



SUPPLEMENT FOR THE YEAR 2025 OF THE NATIONWIDE INSURANCE COMPANY OF AMERICA
MARKET CONDUCT ANNUAL STATEMENT (MCAS) PREMIUM EXHIBIT FOR YEAR

For The Year Ended December 31, 2025
 (To Be Filed by March 1)

FOR THE STATE OF: Kentucky

NAIC Group Code 0140

NAIC Company Code 25453

MCAS LINE OF BUSINESS	MCAS Reportable Premium/Considerations (Yes/No)
1. Disability income	NO
2. Health	NO
3. Homeowners	NO
4. Individual annuity	NO
5. Individual life	NO
6. Lender-placed home and auto	NO
7. Long-term care	NO
8. Other health	NO
9. Private flood	NO
10. Private passenger auto	YES
11. Short-term limited duration health plans	NO
12. Travel	NO
13. Pet insurance plans	NO



SUPPLEMENT FOR THE YEAR 2025 OF THE NATIONWIDE INSURANCE COMPANY OF AMERICA
MARKET CONDUCT ANNUAL STATEMENT (MCAS) PREMIUM EXHIBIT FOR YEAR

For The Year Ended December 31, 2025
 (To Be Filed by March 1)

FOR THE STATE OF: Maryland

NAIC Group Code 0140

NAIC Company Code 25453

MCAS LINE OF BUSINESS	MCAS Reportable Premium/Considerations (Yes/No)
1. Disability income	NO
2. Health	NO
3. Homeowners	YES
4. Individual annuity	NO
5. Individual life	NO
6. Lender-placed home and auto	NO
7. Long-term care	NO
8. Other health	NO
9. Private flood	NO
10. Private passenger auto	YES
11. Short-term limited duration health plans	NO
12. Travel	NO
13. Pet insurance plans	NO



SUPPLEMENT FOR THE YEAR 2025 OF THE NATIONWIDE INSURANCE COMPANY OF AMERICA
MARKET CONDUCT ANNUAL STATEMENT (MCAS) PREMIUM EXHIBIT FOR YEAR

For The Year Ended December 31, 2025
 (To Be Filed by March 1)

FOR THE STATE OF: Massachusetts

NAIC Group Code 0140

NAIC Company Code 25453

MCAS LINE OF BUSINESS	MCAS Reportable Premium/Considerations (Yes/No)
1. Disability income	NO
2. Health	NO
3. Homeowners	YES
4. Individual annuity	NO
5. Individual life	NO
6. Lender-placed home and auto	NO
7. Long-term care	NO
8. Other health	NO
9. Private flood	NO
10. Private passenger auto	YES
11. Short-term limited duration health plans	NO
12. Travel	NO
13. Pet insurance plans	NO



SUPPLEMENT FOR THE YEAR 2025 OF THE NATIONWIDE INSURANCE COMPANY OF AMERICA
MARKET CONDUCT ANNUAL STATEMENT (MCAS) PREMIUM EXHIBIT FOR YEAR

For The Year Ended December 31, 2025
 (To Be Filed by March 1)

FOR THE STATE OF: Minnesota

NAIC Group Code 0140

NAIC Company Code 25453

MCAS LINE OF BUSINESS	MCAS Reportable Premium/Considerations (Yes/No)
1. Disability income	NO
2. Health	NO
3. Homeowners	YES
4. Individual annuity	NO
5. Individual life	NO
6. Lender-placed home and auto	NO
7. Long-term care	NO
8. Other health	NO
9. Private flood	NO
10. Private passenger auto	YES
11. Short-term limited duration health plans	NO
12. Travel	NO
13. Pet insurance plans	NO



SUPPLEMENT FOR THE YEAR 2025 OF THE NATIONWIDE INSURANCE COMPANY OF AMERICA
MARKET CONDUCT ANNUAL STATEMENT (MCAS) PREMIUM EXHIBIT FOR YEAR

For The Year Ended December 31, 2025
 (To Be Filed by March 1)

FOR THE STATE OF: Mississippi

NAIC Group Code 0140

NAIC Company Code 25453

MCAS LINE OF BUSINESS	MCAS Reportable Premium/Considerations (Yes/No)
1. Disability income	NO
2. Health	NO
3. Homeowners	YES
4. Individual annuity	NO
5. Individual life	NO
6. Lender-placed home and auto	NO
7. Long-term care	NO
8. Other health	NO
9. Private flood	NO
10. Private passenger auto	YES
11. Short-term limited duration health plans	NO
12. Travel	NO
13. Pet insurance plans	NO



SUPPLEMENT FOR THE YEAR 2025 OF THE NATIONWIDE INSURANCE COMPANY OF AMERICA
MARKET CONDUCT ANNUAL STATEMENT (MCAS) PREMIUM EXHIBIT FOR YEAR

For The Year Ended December 31, 2025
 (To Be Filed by March 1)

FOR THE STATE OF: Missouri

NAIC Group Code 0140

NAIC Company Code 25453

MCAS LINE OF BUSINESS	MCAS Reportable Premium/Considerations (Yes/No)
1. Disability income	NO
2. Health	NO
3. Homeowners	YES
4. Individual annuity	NO
5. Individual life	NO
6. Lender-placed home and auto	NO
7. Long-term care	NO
8. Other health	NO
9. Private flood	NO
10. Private passenger auto	YES
11. Short-term limited duration health plans	NO
12. Travel	NO
13. Pet insurance plans	NO



SUPPLEMENT FOR THE YEAR 2025 OF THE NATIONWIDE INSURANCE COMPANY OF AMERICA
MARKET CONDUCT ANNUAL STATEMENT (MCAS) PREMIUM EXHIBIT FOR YEAR

For The Year Ended December 31, 2025
 (To Be Filed by March 1)

FOR THE STATE OF: Nebraska

NAIC Group Code 0140

NAIC Company Code 25453

MCAS LINE OF BUSINESS	MCAS Reportable Premium/Considerations (Yes/No)
1. Disability income	NO
2. Health	NO
3. Homeowners	YES
4. Individual annuity	NO
5. Individual life	NO
6. Lender-placed home and auto	NO
7. Long-term care	NO
8. Other health	NO
9. Private flood	NO
10. Private passenger auto	YES
11. Short-term limited duration health plans	NO
12. Travel	NO
13. Pet insurance plans	NO



SUPPLEMENT FOR THE YEAR 2025 OF THE NATIONWIDE INSURANCE COMPANY OF AMERICA
MARKET CONDUCT ANNUAL STATEMENT (MCAS) PREMIUM EXHIBIT FOR YEAR

For The Year Ended December 31, 2025
 (To Be Filed by March 1)

FOR THE STATE OF: Nevada

NAIC Group Code 0140

NAIC Company Code 25453

MCAS LINE OF BUSINESS	MCAS Reportable Premium/Considerations (Yes/No)
1. Disability income	NO
2. Health	NO
3. Homeowners	YES
4. Individual annuity	NO
5. Individual life	NO
6. Lender-placed home and auto	NO
7. Long-term care	NO
8. Other health	NO
9. Private flood	NO
10. Private passenger auto	YES
11. Short-term limited duration health plans	NO
12. Travel	NO
13. Pet insurance plans	NO



SUPPLEMENT FOR THE YEAR 2025 OF THE NATIONWIDE INSURANCE COMPANY OF AMERICA
MARKET CONDUCT ANNUAL STATEMENT (MCAS) PREMIUM EXHIBIT FOR YEAR

For The Year Ended December 31, 2025
 (To Be Filed by March 1)

FOR THE STATE OF: New Mexico

NAIC Group Code 0140

NAIC Company Code 25453

MCAS LINE OF BUSINESS	MCAS Reportable Premium/Considerations (Yes/No)
1. Disability income	NO
2. Health	NO
3. Homeowners	NO
4. Individual annuity	NO
5. Individual life	NO
6. Lender-placed home and auto	NO
7. Long-term care	NO
8. Other health	NO
9. Private flood	NO
10. Private passenger auto	YES
11. Short-term limited duration health plans	NO
12. Travel	NO
13. Pet insurance plans	NO



SUPPLEMENT FOR THE YEAR 2025 OF THE NATIONWIDE INSURANCE COMPANY OF AMERICA
MARKET CONDUCT ANNUAL STATEMENT (MCAS) PREMIUM EXHIBIT FOR YEAR

For The Year Ended December 31, 2025
 (To Be Filed by March 1)

FOR THE STATE OF: New York

NAIC Group Code 0140

NAIC Company Code 25453

MCAS LINE OF BUSINESS	MCAS Reportable Premium/Considerations (Yes/No)
1. Disability income	NO
2. Health	NO
3. Homeowners	NO
4. Individual annuity	NO
5. Individual life	NO
6. Lender-placed home and auto	NO
7. Long-term care	NO
8. Other health	NO
9. Private flood	YES
10. Private passenger auto	YES
11. Short-term limited duration health plans	NO
12. Travel	NO
13. Pet insurance plans	NO



SUPPLEMENT FOR THE YEAR 2025 OF THE NATIONWIDE INSURANCE COMPANY OF AMERICA
MARKET CONDUCT ANNUAL STATEMENT (MCAS) PREMIUM EXHIBIT FOR YEAR

For The Year Ended December 31, 2025
 (To Be Filed by March 1)

FOR THE STATE OF: North Carolina

NAIC Group Code 0140

NAIC Company Code 25453

MCAS LINE OF BUSINESS	MCAS Reportable Premium/Considerations (Yes/No)
1. Disability income	NO
2. Health	NO
3. Homeowners	NO
4. Individual annuity	NO
5. Individual life	NO
6. Lender-placed home and auto	NO
7. Long-term care	NO
8. Other health	NO
9. Private flood	NO
10. Private passenger auto	YES
11. Short-term limited duration health plans	NO
12. Travel	NO
13. Pet insurance plans	NO



SUPPLEMENT FOR THE YEAR 2025 OF THE NATIONWIDE INSURANCE COMPANY OF AMERICA
MARKET CONDUCT ANNUAL STATEMENT (MCAS) PREMIUM EXHIBIT FOR YEAR

For The Year Ended December 31, 2025
 (To Be Filed by March 1)

FOR THE STATE OF: Ohio

NAIC Group Code 0140

NAIC Company Code 25453

MCAS LINE OF BUSINESS	MCAS Reportable Premium/Considerations (Yes/No)
1. Disability income	NO
2. Health	NO
3. Homeowners	YES
4. Individual annuity	NO
5. Individual life	NO
6. Lender-placed home and auto	NO
7. Long-term care	NO
8. Other health	NO
9. Private flood	NO
10. Private passenger auto	YES
11. Short-term limited duration health plans	NO
12. Travel	NO
13. Pet insurance plans	NO



SUPPLEMENT FOR THE YEAR 2025 OF THE NATIONWIDE INSURANCE COMPANY OF AMERICA
MARKET CONDUCT ANNUAL STATEMENT (MCAS) PREMIUM EXHIBIT FOR YEAR

For The Year Ended December 31, 2025
 (To Be Filed by March 1)

FOR THE STATE OF: Pennsylvania

NAIC Group Code 0140

NAIC Company Code 25453

MCAS LINE OF BUSINESS	MCAS Reportable Premium/Considerations (Yes/No)
1. Disability income	NO
2. Health	NO
3. Homeowners	YES
4. Individual annuity	NO
5. Individual life	NO
6. Lender-placed home and auto	NO
7. Long-term care	NO
8. Other health	NO
9. Private flood	NO
10. Private passenger auto	YES
11. Short-term limited duration health plans	NO
12. Travel	NO
13. Pet insurance plans	NO



SUPPLEMENT FOR THE YEAR 2025 OF THE NATIONWIDE INSURANCE COMPANY OF AMERICA
MARKET CONDUCT ANNUAL STATEMENT (MCAS) PREMIUM EXHIBIT FOR YEAR

For The Year Ended December 31, 2025
 (To Be Filed by March 1)

FOR THE STATE OF: South Carolina

NAIC Group Code 0140

NAIC Company Code 25453

MCAS LINE OF BUSINESS	MCAS Reportable Premium/Considerations (Yes/No)
1. Disability income	NO
2. Health	NO
3. Homeowners	YES
4. Individual annuity	NO
5. Individual life	NO
6. Lender-placed home and auto	NO
7. Long-term care	NO
8. Other health	NO
9. Private flood	NO
10. Private passenger auto	YES
11. Short-term limited duration health plans	NO
12. Travel	NO
13. Pet insurance plans	NO



SUPPLEMENT FOR THE YEAR 2025 OF THE NATIONWIDE INSURANCE COMPANY OF AMERICA
MARKET CONDUCT ANNUAL STATEMENT (MCAS) PREMIUM EXHIBIT FOR YEAR

For The Year Ended December 31, 2025
 (To Be Filed by March 1)

FOR THE STATE OF: South Dakota

NAIC Group Code 0140

NAIC Company Code 25453

MCAS LINE OF BUSINESS	MCAS Reportable Premium/Considerations (Yes/No)
1. Disability income	NO
2. Health	NO
3. Homeowners	YES
4. Individual annuity	NO
5. Individual life	NO
6. Lender-placed home and auto	NO
7. Long-term care	NO
8. Other health	NO
9. Private flood	NO
10. Private passenger auto	NO
11. Short-term limited duration health plans	NO
12. Travel	NO
13. Pet insurance plans	NO



SUPPLEMENT FOR THE YEAR 2025 OF THE NATIONWIDE INSURANCE COMPANY OF AMERICA
MARKET CONDUCT ANNUAL STATEMENT (MCAS) PREMIUM EXHIBIT FOR YEAR

For The Year Ended December 31, 2025
 (To Be Filed by March 1)

FOR THE STATE OF: Tennessee

NAIC Group Code 0140

NAIC Company Code 25453

MCAS LINE OF BUSINESS	MCAS Reportable Premium/Considerations (Yes/No)
1. Disability income	NO
2. Health	NO
3. Homeowners	YES
4. Individual annuity	NO
5. Individual life	NO
6. Lender-placed home and auto	NO
7. Long-term care	NO
8. Other health	NO
9. Private flood	NO
10. Private passenger auto	YES
11. Short-term limited duration health plans	NO
12. Travel	NO
13. Pet insurance plans	NO



SUPPLEMENT FOR THE YEAR 2025 OF THE NATIONWIDE INSURANCE COMPANY OF AMERICA
MARKET CONDUCT ANNUAL STATEMENT (MCAS) PREMIUM EXHIBIT FOR YEAR

For The Year Ended December 31, 2025
 (To Be Filed by March 1)

FOR THE STATE OF: Texas

NAIC Group Code 0140

NAIC Company Code 25453

MCAS LINE OF BUSINESS	MCAS Reportable Premium/Considerations (Yes/No)
1. Disability income	NO
2. Health	NO
3. Homeowners	YES
4. Individual annuity	NO
5. Individual life	NO
6. Lender-placed home and auto	NO
7. Long-term care	NO
8. Other health	NO
9. Private flood	NO
10. Private passenger auto	NO
11. Short-term limited duration health plans	NO
12. Travel	NO
13. Pet insurance plans	NO



SUPPLEMENT FOR THE YEAR 2025 OF THE NATIONWIDE INSURANCE COMPANY OF AMERICA
MARKET CONDUCT ANNUAL STATEMENT (MCAS) PREMIUM EXHIBIT FOR YEAR

For The Year Ended December 31, 2025
 (To Be Filed by March 1)

FOR THE STATE OF: Utah

NAIC Group Code 0140

NAIC Company Code 25453

MCAS LINE OF BUSINESS	MCAS Reportable Premium/Considerations (Yes/No)
1. Disability income	NO
2. Health	NO
3. Homeowners	YES
4. Individual annuity	NO
5. Individual life	NO
6. Lender-placed home and auto	NO
7. Long-term care	NO
8. Other health	NO
9. Private flood	NO
10. Private passenger auto	YES
11. Short-term limited duration health plans	NO
12. Travel	NO
13. Pet insurance plans	NO



SUPPLEMENT FOR THE YEAR 2025 OF THE NATIONWIDE INSURANCE COMPANY OF AMERICA
MARKET CONDUCT ANNUAL STATEMENT (MCAS) PREMIUM EXHIBIT FOR YEAR

For The Year Ended December 31, 2025
 (To Be Filed by March 1)

FOR THE STATE OF: Virginia

NAIC Group Code 0140

NAIC Company Code 25453

MCAS LINE OF BUSINESS	MCAS Reportable Premium/Considerations (Yes/No)
1. Disability income	NO
2. Health	NO
3. Homeowners	YES
4. Individual annuity	NO
5. Individual life	NO
6. Lender-placed home and auto	NO
7. Long-term care	NO
8. Other health	NO
9. Private flood	NO
10. Private passenger auto	YES
11. Short-term limited duration health plans	NO
12. Travel	NO
13. Pet insurance plans	NO



SUPPLEMENT FOR THE YEAR 2025 OF THE NATIONWIDE INSURANCE COMPANY OF AMERICA
MARKET CONDUCT ANNUAL STATEMENT (MCAS) PREMIUM EXHIBIT FOR YEAR

For The Year Ended December 31, 2025
 (To Be Filed by March 1)

FOR THE STATE OF: Washington

NAIC Group Code 0140

NAIC Company Code 25453

MCAS LINE OF BUSINESS	MCAS Reportable Premium/Considerations (Yes/No)
1. Disability income	NO
2. Health	NO
3. Homeowners	YES
4. Individual annuity	NO
5. Individual life	NO
6. Lender-placed home and auto	NO
7. Long-term care	NO
8. Other health	NO
9. Private flood	NO
10. Private passenger auto	YES
11. Short-term limited duration health plans	NO
12. Travel	NO
13. Pet insurance plans	NO



SUPPLEMENT FOR THE YEAR 2025 OF THE NATIONWIDE INSURANCE COMPANY OF AMERICA
MARKET CONDUCT ANNUAL STATEMENT (MCAS) PREMIUM EXHIBIT FOR YEAR

For The Year Ended December 31, 2025
 (To Be Filed by March 1)

FOR THE STATE OF: West Virginia

NAIC Group Code 0140

NAIC Company Code 25453

MCAS LINE OF BUSINESS	MCAS Reportable Premium/Considerations (Yes/No)
1. Disability income	NO
2. Health	NO
3. Homeowners	NO
4. Individual annuity	NO
5. Individual life	NO
6. Lender-placed home and auto	NO
7. Long-term care	NO
8. Other health	NO
9. Private flood	NO
10. Private passenger auto	YES
11. Short-term limited duration health plans	NO
12. Travel	NO
13. Pet insurance plans	



SUPPLEMENT FOR THE YEAR 2025 OF THE NATIONWIDE INSURANCE COMPANY OF AMERICA
MARKET CONDUCT ANNUAL STATEMENT (MCAS) PREMIUM EXHIBIT FOR YEAR

For The Year Ended December 31, 2025
 (To Be Filed by March 1)

FOR THE STATE OF: Wisconsin

NAIC Group Code 0140

NAIC Company Code 25453

MCAS LINE OF BUSINESS	MCAS Reportable Premium/Considerations (Yes/No)
1. Disability income	NO
2. Health	NO
3. Homeowners	YES
4. Individual annuity	NO
5. Individual life	NO
6. Lender-placed home and auto	NO
7. Long-term care	NO
8. Other health	NO
9. Private flood	NO
10. Private passenger auto	YES
11. Short-term limited duration health plans	NO
12. Travel	NO
13. Pet insurance plans	NO



SUPPLEMENT FOR THE YEAR 2025 OF THE NATIONWIDE INSURANCE COMPANY OF AMERICA
MARKET CONDUCT ANNUAL STATEMENT (MCAS) PREMIUM EXHIBIT FOR YEAR

For The Year Ended December 31, 2025
 (To Be Filed by March 1)

FOR THE STATE OF: Wyoming

NAIC Group Code 0140

NAIC Company Code 25453

MCAS LINE OF BUSINESS	MCAS Reportable Premium/Considerations (Yes/No)
1. Disability income	NO
2. Health	NO
3. Homeowners	YES
4. Individual annuity	NO
5. Individual life	NO
6. Lender-placed home and auto	NO
7. Long-term care	NO
8. Other health	NO
9. Private flood	NO
10. Private passenger auto	YES
11. Short-term limited duration health plans	NO
12. Travel	NO
13. Pet insurance plans	NO