



PROPERTY AND CASUALTY COMPANIES - ASSOCIATION EDITION

# ANNUAL STATEMENT

FOR THE YEAR ENDED DECEMBER 31, 2025  
OF THE CONDITION AND AFFAIRS OF THE

## Vanliner Insurance Company

NAIC Group Code 0084 0084 NAIC Company Code 21172 Employer's ID Number 86-0114294  
(Current) (Prior)

Organized under the Laws of Ohio, State of Domicile or Port of Entry OH  
Country of Domicile United States of America

Incorporated/Organized 04/16/1953 Commenced Business 04/01/1954

Statutory Home Office 3250 Interstate Drive, Richfield, OH, US 44286  
(Street and Number) (City or Town, State, Country and Zip Code)

Main Administrative Office 3250 Interstate Drive  
(Street and Number)  
Richfield, OH, US 44286, 330-659-8900  
(City or Town, State, Country and Zip Code) (Area Code) (Telephone Number)

Mail Address 3250 Interstate Drive, Richfield, OH, US 44286  
(Street and Number or P.O. Box) (City or Town, State, Country and Zip Code)

Primary Location of Books and Records 3250 Interstate Drive  
(Street and Number)  
Richfield, OH, US 44286, 330-659-8900  
(City or Town, State, Country and Zip Code) (Area Code) (Telephone Number)

Internet Website Address www.vanliner.com

Statutory Statement Contact Leah Marie Blazek, 330-523-5498  
(Name) (Area Code) (Telephone Number)  
Leah.Blazek@natl.com, 330-659-8904  
(E-mail Address) (FAX Number)

### OFFICERS

President Colleen Frances Shepherd Senior VP, Chief Financial Officer & Treasurer Julie Ann McGraw  
Secretary Matthew David Felvus Senior Vice President Stephen Edward Winborn

### OTHER

David Bernard Slisz, Vice President Magdalena Franziska Kulik Grossman, Chief Compliance Officer Anthony Gerald Prinzo, Vice President  
Keith Raymond Boyle, Senior Vice President Jeannine Eileen Novak, Vice President Matthew John Stevens, Assistant Treasurer  
Andrew W Wilmers #, Assistant Treasurer Stephen Charles Beraha, Assistant Secretary Ryan Edward Herrmann, Vice President  
Leah Marie Blazek, Assistant Vice President Kelli Diana Johnson, Assistant Vice President Andrew Carlos Suvak #, Chief Information Officer, Vice President  
Daniel Alan Wemhoff, Assistant Vice President Ryan Christopher Ahillen #, Assistant Vice President Lauren Rachael Fronczek, Vice President  
Mark Russell Adriance, Assistant Vice President Randy Keith Runser, Assistant Vice President Ryan Jon Schroeder, Assistant Vice President

### DIRECTORS OR TRUSTEES

Michael Eugene Sullivan Jr. Brian Scott Hertzman Michelle Ann Gillis  
David Lawrence Thompson Jr. Anthony Joseph Mercurio

State of Ohio SS  
County of Summit

The officers of this reporting entity being duly sworn, each depose and say that they are the described officers of said reporting entity, and that on the reporting period stated above, all of the herein described assets were the absolute property of the said reporting entity, free and clear from any liens or claims thereon, except as herein stated, and that this statement, together with related exhibits, schedules and explanations therein contained, annexed or referred to, is a full and true statement of all the assets and liabilities and of the condition and affairs of the said reporting entity as of the reporting period stated above, and of its income and deductions therefrom for the period ended, and have been completed in accordance with the NAIC Annual Statement Instructions and Accounting Practices and Procedures manual except to the extent that: (1) state law may differ; or, (2) that state rules or regulations require differences in reporting not related to accounting practices and procedures, according to the best of their information, knowledge and belief, respectively. Furthermore, the scope of this attestation by the described officers also includes the related corresponding electronic filing with the NAIC, when required, that is an exact copy (except for formatting differences due to electronic filing) of the enclosed statement. The electronic filing may be requested by various regulators in lieu of or in addition to the enclosed statement.

Colleen Frances Shepherd  
President

Julie Ann McGraw  
Senior VP, Chief Financial Officer & Treasurer

Matthew David Felvus  
Secretary

Subscribed and sworn to before me this  
18th day of February, 2026

a. Is this an original filing? ..... Yes [ X ] No [ ]  
b. If no,  
1. State the amendment number.....  
2. Date filed .....  
3. Number of pages attached.....



**ANNUAL STATEMENT FOR THE YEAR 2025 OF THE VANLINER INSURANCE COMPANY**  
**EXHIBIT OF PREMIUMS AND LOSSES (Statutory Page 14)**

NAIC Group Code 0084

BUSINESS IN THE STATE OF Alabama

DURING THE YEAR 2025

NAIC Company Code 21172

Line of Business	Gross Premiums, Including Policy and Membership Fees, Less Return Premiums and Premiums on Policies not Taken		3 Dividends Paid or Credited to Policyholders on Direct Business	4 Direct Unearned Premium Reserves	5 Direct Losses Paid (deducting salvage)	6 Direct Losses Incurred	7 Direct Losses Unpaid	8 Direct Defense and Cost Containment Expense Paid	9 Direct Defense and Cost Containment Expense Incurred	10 Direct Defense and Cost Containment Expense Unpaid	11 Commissions and Brokerage Expenses	12 Taxes, Licenses and Fees
	1 Direct Premiums Written	2 Direct Premiums Earned										
1. Fire	826	1,822	0	690	0	(358)	4	0	(63)	1	99	40
2.1 Allied lines	4,025	2,382	0	3,363	0	(396)	4	0	(70)	1	483	193
2.2 Multiple peril crop	0	0	0	0	0	0	0	0	0	0	0	0
2.3 Federal flood	0	0	0	0	0	0	0	0	0	0	0	0
2.4 Private crop	0	0	0	0	0	0	0	0	0	0	0	0
2.5 Private flood	0	0	0	0	0	0	0	0	0	0	0	0
3. Farmowners multiple peril	0	0	0	0	0	0	0	0	0	0	0	0
4. Homeowners multiple peril	0	0	0	0	0	0	0	0	0	0	0	0
5.1 Commercial multiple peril (non-liability portion)	6,951	5,927	0	4,811	0	305	2,898	0	(398)	822	863	334
5.2 Commercial multiple peril (liability portion)	2,604	3,325	0	863	0	(274)	4,691	0	(1,097)	1,401	391	125
6. Mortgage guaranty	0	0	0	0	0	0	0	0	0	0	0	0
8. Ocean marine	0	0	0	0	0	0	0	0	0	0	0	0
9.1 Inland marine	4,653	4,652	0	3,493	0	1,020	660	0	131	47	558	224
9.2 Pet insurance plans	0	0	0	0	0	0	0	0	0	0	0	0
10. Financial guaranty	0	0	0	0	0	0	0	0	0	0	0	0
11.1 Medical professional liability - occurrence	0	0	0	0	0	0	0	0	0	0	0	0
11.2 Medical professional liability - claims-made	0	0	0	0	0	0	0	0	0	0	0	0
12. Earthquake	0	0	0	0	0	0	0	0	0	0	0	0
13.1 Comprehensive (hospital and medical) ind (b)	0	0	0	0	0	0	0	0	0	0	0	0
13.2 Comprehensive (hospital and medical) group (b)	0	0	0	0	0	0	0	0	0	0	0	0
14. Credit A&H (group and Individual)	0	0	0	0	0	0	0	0	0	0	0	0
15.1 Vision only (b)	0	0	0	0	0	0	0	0	0	0	0	0
15.2 Dental only (b)	0	0	0	0	0	0	0	0	0	0	0	0
15.3 Disability income (b)	0	0	0	0	0	0	0	0	0	0	0	0
15.4 Medicare supplement (b)	0	0	0	0	0	0	0	0	0	0	0	0
15.5 Medicaid Title XIX (b)	0	0	0	0	0	0	0	0	0	0	0	0
15.6 Medicare Title XVIII (b)	0	0	0	0	0	0	0	0	0	0	0	0
15.7 Long-term care (b)	0	0	0	0	0	0	0	0	0	0	0	0
15.8 Federal employees health benefits plan (b)	0	0	0	0	0	0	0	0	0	0	0	0
15.9 Other health (b)	0	0	0	0	0	0	0	0	0	0	0	0
16. Workers' compensation	992,563	870,759	0	569,313	411,728	105,716	703,409	36,958	2,384	110,022	77,196	49,802
17.1 Other liability - occurrence	252,619	224,603	0	181,174	2,000	(81,063)	126,098	16,742	(1,465)	22,442	12,442	12,138
17.2 Other liability - claims-Made	500	398	0	375	0	(169)	261	0	(105)	78	50	24
17.3 Excess workers' compensation	0	0	0	0	0	0	0	0	0	0	0	0
18.1 Products liability - occurrence	0	0	0	0	0	0	0	0	0	0	0	0
18.2 Products liability - claims-made	0	0	0	0	0	0	0	0	0	0	0	0
19.1 Private passenger auto no-fault (personal injury protection)	0	0	0	0	0	0	0	0	0	0	0	0
19.2 Other private passenger auto liability	0	0	0	0	0	0	0	0	0	0	0	0
19.3 Commercial auto no-fault (personal injury protection)	0	0	0	0	0	(2)	1	0	0	0	0	0
19.4 Other commercial auto liability	389,299	380,999	0	229,082	151,600	620,284	1,373,162	52,197	20,084	65,849	18,654	18,705
21.1 Private passenger auto physical damage	0	0	0	0	0	0	0	0	0	0	0	0
21.2 Commercial auto physical damage	44,882	51,277	0	31,823	6,504	23,132	18,782	0	2,128	2,549	4,470	2,156
22. Aircraft (all perils)	0	0	0	0	0	0	0	0	0	0	0	0
23. Fidelity	0	0	0	0	0	0	0	0	0	0	0	0
24. Surety	0	0	0	0	0	0	0	0	0	0	0	0
26. Burglary and theft	0	0	0	0	0	0	0	0	0	0	0	0
27. Boiler and machinery	148	344	0	124	0	(41)	63	0	(7)	11	18	7
28. Credit	0	0	0	0	0	0	0	0	0	0	0	0
29. International	0	0	0	0	0	0	0	0	0	0	0	0
30. Warranty	0	0	0	0	0	0	0	0	0	0	0	0
31. Reins nonproportional assumed property	XXX	XXX	XXX	XXX	XXX	XXX	XXX	XXX	XXX	XXX	XXX	XXX
32. Reins nonproportional assumed liability	XXX	XXX	XXX	XXX	XXX	XXX	XXX	XXX	XXX	XXX	XXX	XXX
33. Reins nonproportional assumed financial lines	XXX	XXX	XXX	XXX	XXX	XXX	XXX	XXX	XXX	XXX	XXX	XXX
34. Aggregate write-ins for other lines of business	0	0	0	0	0	0	0	0	0	0	0	0
35. Total (a)	1,699,070	1,546,488	0	1,025,112	571,833	668,154	2,230,032	105,897	21,521	203,222	115,224	83,747
<b>DETAILS OF WRITE-INS</b>												
3401.												
3402.												
3403.												
3498. Summary of remaining write-ins for Line 34 from overflow page	0	0	0	0	0	0	0	0	0	0	0	0
3499. Totals (Lines 3401 through 3403 plus 3498)(Line 34 above)	0	0	0	0	0	0	0	0	0	0	0	0

(a) Finance and service charges not included in Lines 1 to 35 \$ .....0  
 (b) For health business on indicated lines report: Number of persons insured under PPO managed care products .....0 and number of persons insured under indemnity only products .....0

19AL



**ANNUAL STATEMENT FOR THE YEAR 2025 OF THE VANLINER INSURANCE COMPANY**  
**EXHIBIT OF PREMIUMS AND LOSSES (Statutory Page 14)**

NAIC Group Code 0084

BUSINESS IN THE STATE OF Alaska

DURING THE YEAR 2025

NAIC Company Code 21172

Line of Business	Gross Premiums, Including Policy and Membership Fees, Less Return Premiums and Premiums on Policies not Taken		3 Dividends Paid or Credited to Policyholders on Direct Business	4 Direct Unearned Premium Reserves	5 Direct Losses Paid (deducting salvage)	6 Direct Losses Incurred	7 Direct Losses Unpaid	8 Direct Defense and Cost Containment Expense Paid	9 Direct Defense and Cost Containment Expense Incurred	10 Direct Defense and Cost Containment Expense Unpaid	11 Commissions and Brokerage Expenses	12 Taxes, Licenses and Fees
	1 Direct Premiums Written	2 Direct Premiums Earned										
1. Fire	0	0	0	0	0	0	0	0	0	0	0	0
2.1 Allied lines	0	0	0	0	0	0	0	0	0	0	0	0
2.2 Multiple peril crop	0	0	0	0	0	0	0	0	0	0	0	0
2.3 Federal flood	0	0	0	0	0	0	0	0	0	0	0	0
2.4 Private crop	0	0	0	0	0	0	0	0	0	0	0	0
2.5 Private flood	0	0	0	0	0	0	0	0	0	0	0	0
3. Farmowners multiple peril	0	0	0	0	0	0	0	0	0	0	0	0
4. Homeowners multiple peril	0	0	0	0	0	0	0	0	0	0	0	0
5.1 Commercial multiple peril (non-liability portion)	36,927	36,099	0	9,206	0	602	14,047	0	(1,476)	3,983	5,539	1,099
5.2 Commercial multiple peril (liability portion)	20,045	19,291	0	4,998	461,798	210,479	7,352	269,097	249,197	8,210	3,007	596
6. Mortgage guaranty	0	0	0	0	0	0	0	0	0	0	0	0
8. Ocean marine	0	0	0	0	0	0	0	0	0	0	0	0
9.1 Inland marine	2,593	2,560	0	646	0	451	586	0	31	42	389	77
9.2 Pet insurance plans	0	0	0	0	0	0	0	0	0	0	0	0
10. Financial guaranty	0	0	0	0	0	0	0	0	0	0	0	0
11.1 Medical professional liability - occurrence	0	0	0	0	0	0	0	0	0	0	0	0
11.2 Medical professional liability - claims-made	0	0	0	0	0	0	0	0	0	0	0	0
12. Earthquake	0	0	0	0	0	0	0	0	0	0	0	0
13.1 Comprehensive (hospital and medical) ind (b)	0	0	0	0	0	0	0	0	0	0	0	0
13.2 Comprehensive (hospital and medical) group (b)	0	0	0	0	0	0	0	0	0	0	0	0
14. Credit A&H (group and Individual)	0	0	0	0	0	0	0	0	0	0	0	0
15.1 Vision only (b)	0	0	0	0	0	0	0	0	0	0	0	0
15.2 Dental only (b)	0	0	0	0	0	0	0	0	0	0	0	0
15.3 Disability income (b)	0	0	0	0	0	0	0	0	0	0	0	0
15.4 Medicare supplement (b)	0	0	0	0	0	0	0	0	0	0	0	0
15.5 Medicaid Title XIX (b)	0	0	0	0	0	0	0	0	0	0	0	0
15.6 Medicare Title XVIII (b)	0	0	0	0	0	0	0	0	0	0	0	0
15.7 Long-term care (b)	0	0	0	0	0	0	0	0	0	0	0	0
15.8 Federal employees health benefits plan (b)	0	0	0	0	0	0	0	0	0	0	0	0
15.9 Other health (b)	0	0	0	0	0	0	0	0	0	0	0	0
16. Workers' compensation	50,442	51,953	0	19,004	11,081	378,015	650,518	180	53,994	107,771	4,881	1,501
17.1 Other liability - occurrence	97,423	93,989	0	25,198	0	(7,833)	68,240	0	(3,200)	12,148	11,705	2,899
17.2 Other liability - claims-Made	0	0	0	0	0	0	0	0	0	0	0	0
17.3 Excess workers' compensation	0	0	0	0	0	0	0	0	0	0	0	0
18.1 Products liability - occurrence	0	0	0	0	0	0	0	0	0	0	0	0
18.2 Products liability - claims-made	0	0	0	0	0	0	0	0	0	0	0	0
19.1 Private passenger auto no-fault (personal injury protection)	0	0	0	0	0	0	0	0	0	0	0	0
19.2 Other private passenger auto liability	0	0	0	0	0	0	0	0	0	0	0	0
19.3 Commercial auto no-fault (personal injury protection)	0	0	0	0	0	1	1	0	0	0	0	0
19.4 Other commercial auto liability	144,293	143,896	0	38,906	6,713	144,558	353,783	0	10,675	44,377	16,004	4,293
21.1 Private passenger auto physical damage	0	0	0	0	0	0	0	0	0	0	0	0
21.2 Commercial auto physical damage	37,703	37,298	0	9,758	0	540	16,083	0	(376)	2,187	4,061	1,122
22. Aircraft (all perils)	0	0	0	0	0	0	0	0	0	0	0	0
23. Fidelity	0	0	0	0	0	0	0	0	0	0	0	0
24. Surety	0	0	0	0	0	0	0	0	0	0	0	0
26. Burglary and theft	0	0	0	0	0	0	0	0	0	0	0	0
27. Boiler and machinery	0	0	0	0	0	4	0	0	1	0	0	0
28. Credit	0	0	0	0	0	0	0	0	0	0	0	0
29. International	0	0	0	0	0	0	0	0	0	0	0	0
30. Warranty	0	0	0	0	0	0	0	0	0	0	0	0
31. Reins nonproportional assumed property	XXX	XXX	XXX	XXX	XXX	XXX	XXX	XXX	XXX	XXX	XXX	XXX
32. Reins nonproportional assumed liability	XXX	XXX	XXX	XXX	XXX	XXX	XXX	XXX	XXX	XXX	XXX	XXX
33. Reins nonproportional assumed financial lines	XXX	XXX	XXX	XXX	XXX	XXX	XXX	XXX	XXX	XXX	XXX	XXX
34. Aggregate write-ins for other lines of business	0	0	0	0	0	0	0	0	0	0	0	0
35. Total (a)	389,426	385,086	0	107,716	479,593	726,817	1,110,611	269,278	308,845	178,719	45,586	11,587
<b>DETAILS OF WRITE-INS</b>												
3401.												
3402.												
3403.												
3498. Summary of remaining write-ins for Line 34 from overflow page	0	0	0	0	0	0	0	0	0	0	0	0
3499. Totals (Lines 3401 through 3403 plus 3498)(Line 34 above)	0	0	0	0	0	0	0	0	0	0	0	0

(a) Finance and service charges not included in Lines 1 to 35 \$ 0

(b) For health business on indicated lines report: Number of persons insured under PPO managed care products 0 and number of persons insured under indemnity only products 0

19AK



**ANNUAL STATEMENT FOR THE YEAR 2025 OF THE VANLINER INSURANCE COMPANY**  
**EXHIBIT OF PREMIUMS AND LOSSES (Statutory Page 14)**

NAIC Group Code 0084

BUSINESS IN THE STATE OF Arizona

DURING THE YEAR 2025

NAIC Company Code 21172

Line of Business	Gross Premiums, Including Policy and Membership Fees, Less Return Premiums and Premiums on Policies not Taken		3 Dividends Paid or Credited to Policyholders on Direct Business	4 Direct Unearned Premium Reserves	5 Direct Losses Paid (deducting salvage)	6 Direct Losses Incurred	7 Direct Losses Unpaid	8 Direct Defense and Cost Containment Expense Paid	9 Direct Defense and Cost Containment Expense Incurred	10 Direct Defense and Cost Containment Expense Unpaid	11 Commissions and Brokerage Expenses	12 Taxes, Licenses and Fees
	1 Direct Premiums Written	2 Direct Premiums Earned										
1. Fire	0	0	0	0	0	12	12	0	2	0	0	0
2.1 Allied lines	0	0	0	0	0	38	38	0	7	0	0	0
2.2 Multiple peril crop	0	0	0	0	0	0	0	0	0	0	0	0
2.3 Federal flood	0	0	0	0	0	0	0	0	0	0	0	0
2.4 Private crop	0	0	0	0	0	0	0	0	0	0	0	0
2.5 Private flood	0	0	0	0	0	0	0	0	0	0	0	0
3. Farmowners multiple peril	0	0	0	0	0	0	0	0	0	0	0	0
4. Homeowners multiple peril	0	0	0	0	0	0	0	0	0	0	0	0
5.1 Commercial multiple peril (non-liability portion)	181,195	165,591	0	45,744	13,535	7,781	49,538	0	(1,091)	14,048	22,520	3,923
5.2 Commercial multiple peril (liability portion)	4,912	2,050	0	3,270	0	1,980	2,666	0	487	796	688	106
6. Mortgage guaranty	0	0	0	0	0	0	0	0	0	0	0	0
8. Ocean marine	0	0	0	0	0	0	0	0	0	0	0	0
9.1 Inland marine	10,015	10,576	0	2,109	0	1,606	2,706	0	102	194	1,227	217
9.2 Pet insurance plans	0	0	0	0	0	0	0	0	0	0	0	0
10. Financial guaranty	0	0	0	0	0	0	0	0	0	0	0	0
11.1 Medical professional liability - occurrence	0	0	0	0	0	0	0	0	0	0	0	0
11.2 Medical professional liability - claims-made	0	0	0	0	0	0	0	0	0	0	0	0
12. Earthquake	0	0	0	0	0	0	0	0	0	0	0	0
13.1 Comprehensive (hospital and medical) ind (b)	0	0	0	0	0	0	0	0	0	0	0	0
13.2 Comprehensive (hospital and medical) group (b)	0	0	0	0	0	0	0	0	0	0	0	0
14. Credit A&H (group and Individual)	0	0	0	0	0	0	0	0	0	0	0	0
15.1 Vision only (b)	0	0	0	0	0	0	0	0	0	0	0	0
15.2 Dental only (b)	0	0	0	0	0	0	0	0	0	0	0	0
15.3 Disability income (b)	0	0	0	0	0	0	0	0	0	0	0	0
15.4 Medicare supplement (b)	0	0	0	0	0	0	0	0	0	0	0	0
15.5 Medicaid Title XIX (b)	0	0	0	0	0	0	0	0	0	0	0	0
15.6 Medicare Title XVIII (b)	0	0	0	0	0	0	0	0	0	0	0	0
15.7 Long-term care (b)	0	0	0	0	0	0	0	0	0	0	0	0
15.8 Federal employees health benefits plan (b)	0	0	0	0	0	0	0	0	0	0	0	0
15.9 Other health (b)	0	0	0	0	0	0	0	0	0	0	0	0
16. Workers' compensation	820,059	752,995	0	429,983	288,139	648,969	2,293,318	49,350	93,258	225,542	44,606	14,886
17.1 Other liability - occurrence	449,449	457,963	0	111,940	961,772	867,362	348,975	63,443	(27,934)	49,221	39,674	9,732
17.2 Other liability - claims-Made	1,084	0	0	224	0	1,934	4,805	0	137	1,438	122	26
17.3 Excess workers' compensation	0	0	0	0	0	0	0	0	0	0	0	0
18.1 Products liability - occurrence	0	0	0	0	0	0	0	0	0	0	0	0
18.2 Products liability - claims-made	0	0	0	0	0	0	0	0	0	0	0	0
19.1 Private passenger auto no-fault (personal injury protection)	0	0	0	0	0	0	0	0	0	0	0	0
19.2 Other private passenger auto liability	0	0	0	0	0	0	0	0	0	0	0	0
19.3 Commercial auto no-fault (personal injury protection)	0	0	0	0	0	(7)	2	0	0	0	0	0
19.4 Other commercial auto liability	1,189,675	1,271,288	0	539,813	174,375	444,705	1,797,645	13,403	15,450	200,346	89,483	25,760
21.1 Private passenger auto physical damage	0	0	0	0	0	0	0	0	0	0	0	0
21.2 Commercial auto physical damage	210,379	198,470	0	63,045	36,803	(3,638)	71,655	0	(10,201)	9,600	24,241	4,555
22. Aircraft (all perils)	0	0	0	0	0	0	0	0	0	0	0	0
23. Fidelity	0	0	0	0	0	0	0	0	0	0	0	0
24. Surety	0	0	0	0	0	0	0	0	0	0	0	0
26. Burglary and theft	0	0	0	0	0	8	8	0	1	1	0	0
27. Boiler and machinery	0	0	0	0	0	734	688	0	129	121	0	0
28. Credit	0	0	0	0	0	0	0	0	0	0	0	0
29. International	0	0	0	0	0	0	0	0	0	0	0	0
30. Warranty	0	0	0	0	0	0	0	0	0	0	0	0
31. Reins nonproportional assumed property	XXX	XXX	XXX	XXX	XXX	XXX	XXX	XXX	XXX	XXX	XXX	XXX
32. Reins nonproportional assumed liability	XXX	XXX	XXX	XXX	XXX	XXX	XXX	XXX	XXX	XXX	XXX	XXX
33. Reins nonproportional assumed financial lines	XXX	XXX	XXX	XXX	XXX	XXX	XXX	XXX	XXX	XXX	XXX	XXX
34. Aggregate write-ins for other lines of business	0	0	0	0	0	0	0	0	0	0	0	0
35. Total (a)	2,866,868	2,860,018	0	1,196,128	1,474,623	1,971,484	4,572,057	126,197	70,349	501,318	222,560	59,205
<b>DETAILS OF WRITE-INS</b>												
3401.												
3402.												
3403.												
3498. Summary of remaining write-ins for Line 34 from overflow page	0	0	0	0	0	0	0	0	0	0	0	0
3499. Totals (Lines 3401 through 3403 plus 3498)(Line 34 above)	0	0	0	0	0	0	0	0	0	0	0	0

(a) Finance and service charges not included in Lines 1 to 35 \$ .....0  
 (b) For health business on indicated lines report: Number of persons insured under PPO managed care products .....0 and number of persons insured under indemnity only products .....0

19AZ



**ANNUAL STATEMENT FOR THE YEAR 2025 OF THE VANLINER INSURANCE COMPANY**  
**EXHIBIT OF PREMIUMS AND LOSSES (Statutory Page 14)**

NAIC Group Code 0084

BUSINESS IN THE STATE OF Arkansas

DURING THE YEAR 2025

NAIC Company Code 21172

Line of Business	Gross Premiums, Including Policy and Membership Fees, Less Return Premiums and Premiums on Policies not Taken		3 Dividends Paid or Credited to Policyholders on Direct Business	4 Direct Unearned Premium Reserves	5 Direct Losses Paid (deducting salvage)	6 Direct Losses Incurred	7 Direct Losses Unpaid	8 Direct Defense and Cost Containment Expense Paid	9 Direct Defense and Cost Containment Expense Incurred	10 Direct Defense and Cost Containment Expense Unpaid	11 Commissions and Brokerage Expenses	12 Taxes, Licenses and Fees
	1 Direct Premiums Written	2 Direct Premiums Earned										
1. Fire	(5,054)	12	0	0	0	(34)	0	0	(6)	0	(758)	(130)
2.1 Allied lines	(7,766)	18	0	0	0	(53)	0	0	(9)	0	(1,165)	(199)
2.2 Multiple peril crop	0	0	0	0	0	0	0	0	0	0	0	0
2.3 Federal flood	0	0	0	0	0	0	0	0	0	0	0	0
2.4 Private crop	0	0	0	0	0	0	0	0	0	0	0	0
2.5 Private flood	0	0	0	0	0	0	0	0	0	0	0	0
3. Farmowners multiple peril	0	0	0	0	0	0	0	0	0	0	0	0
4. Homeowners multiple peril	0	0	0	0	0	0	0	0	0	0	0	0
5.1 Commercial multiple peril (non-liability portion)	15,229	61,733	0	0	0	4,933	6,354	0	1,207	1,802	2,094	391
5.2 Commercial multiple peril (liability portion)	4,945	6,793	0	14	0	499	536	0	147	160	540	127
6. Mortgage guaranty	0	0	0	0	0	0	0	0	0	0	0	0
8. Ocean marine	0	0	0	0	0	0	0	0	0	0	0	0
9.1 Inland marine	737	3,391	0	3	0	585	584	0	60	42	41	19
9.2 Pet insurance plans	0	0	0	0	0	0	0	0	0	0	0	0
10. Financial guaranty	0	0	0	0	0	0	0	0	0	0	0	0
11.1 Medical professional liability - occurrence	0	0	0	0	0	0	0	0	0	0	0	0
11.2 Medical professional liability - claims-made	0	0	0	0	0	0	0	0	0	0	0	0
12. Earthquake	0	0	0	0	0	0	0	0	0	0	0	0
13.1 Comprehensive (hospital and medical) ind (b)	0	0	0	0	0	0	0	0	0	0	0	0
13.2 Comprehensive (hospital and medical) group (b)	0	0	0	0	0	0	0	0	0	0	0	0
14. Credit A&H (group and Individual)	0	0	0	0	0	0	0	0	0	0	0	0
15.1 Vision only (b)	0	0	0	0	0	0	0	0	0	0	0	0
15.2 Dental only (b)	0	0	0	0	0	0	0	0	0	0	0	0
15.3 Disability income (b)	0	0	0	0	0	0	0	0	0	0	0	0
15.4 Medicare supplement (b)	0	0	0	0	0	0	0	0	0	0	0	0
15.5 Medicaid Title XIX (b)	0	0	0	0	0	0	0	0	0	0	0	0
15.6 Medicare Title XVIII (b)	0	0	0	0	0	0	0	0	0	0	0	0
15.7 Long-term care (b)	0	0	0	0	0	0	0	0	0	0	0	0
15.8 Federal employees health benefits plan (b)	0	0	0	0	0	0	0	0	0	0	0	0
15.9 Other health (b)	0	0	0	0	0	0	0	0	0	0	0	0
16. Workers' compensation	47,462	14,768	0	68,373	24,819	22,065	196,897	1,785	(3,520)	30,566	29,863	2,641
17.1 Other liability - occurrence	101,875	125,129	0	18,652	10,126	(33,579)	134,528	952	(27,857)	33,189	7,508	2,613
17.2 Other liability - claims-Made	500	500	0	63	0	(1,101)	600	0	(694)	180	75	13
17.3 Excess workers' compensation	0	0	0	0	0	0	0	0	0	0	0	0
18.1 Products liability - occurrence	0	0	0	0	0	0	0	0	0	0	0	0
18.2 Products liability - claims-made	0	0	0	0	0	0	0	0	0	0	0	0
19.1 Private passenger auto no-fault (personal injury protection)	0	0	0	0	0	0	0	0	0	0	0	0
19.2 Other private passenger auto liability	0	0	0	0	0	0	0	0	0	0	0	0
19.3 Commercial auto no-fault (personal injury protection)	0	0	0	0	0	(1)	1	0	0	0	0	0
19.4 Other commercial auto liability	160,829	199,739	0	43,173	17,766	691,584	1,072,885	7,097	78,352	88,436	16,233	4,126
21.1 Private passenger auto physical damage	0	0	0	0	0	0	0	0	0	0	0	0
21.2 Commercial auto physical damage	44,157	59,250	0	7,972	24,057	37,301	20,918	0	1,631	2,838	5,443	1,133
22. Aircraft (all perils)	0	0	0	0	0	0	0	0	0	0	0	0
23. Fidelity	0	0	0	0	0	0	0	0	0	0	0	0
24. Surety	0	0	0	0	0	0	0	0	0	0	0	0
26. Burglary and theft	0	0	0	0	0	0	0	0	0	0	0	0
27. Boiler and machinery	(2,077)	5	0	0	0	(19)	10	0	(3)	2	(312)	(53)
28. Credit	0	0	0	0	0	0	0	0	0	0	0	0
29. International	0	0	0	0	0	0	0	0	0	0	0	0
30. Warranty	0	0	0	0	0	0	0	0	0	0	0	0
31. Reins nonproportional assumed property	XXX	XXX	XXX	XXX	XXX	XXX	XXX	XXX	XXX	XXX	XXX	XXX
32. Reins nonproportional assumed liability	XXX	XXX	XXX	XXX	XXX	XXX	XXX	XXX	XXX	XXX	XXX	XXX
33. Reins nonproportional assumed financial lines	XXX	XXX	XXX	XXX	XXX	XXX	XXX	XXX	XXX	XXX	XXX	XXX
34. Aggregate write-ins for other lines of business	0	0	0	0	0	0	0	0	0	0	0	0
35. Total (a)	360,837	471,338	0	138,291	76,768	722,180	1,433,314	9,834	49,306	157,214	59,563	10,680
<b>DETAILS OF WRITE-INS</b>												
3401.												
3402.												
3403.												
3498. Summary of remaining write-ins for Line 34 from overflow page	0	0	0	0	0	0	0	0	0	0	0	0
3499. Totals (Lines 3401 through 3403 plus 3498)(Line 34 above)	0	0	0	0	0	0	0	0	0	0	0	0

(a) Finance and service charges not included in Lines 1 to 35 \$ 0

(b) For health business on indicated lines report: Number of persons insured under PPO managed care products 0 and number of persons insured under indemnity only products 0

19 AR



**ANNUAL STATEMENT FOR THE YEAR 2025 OF THE VANLINER INSURANCE COMPANY**  
**EXHIBIT OF PREMIUMS AND LOSSES (Statutory Page 14)**

NAIC Group Code 0084

BUSINESS IN THE STATE OF California

DURING THE YEAR 2025

NAIC Company Code 21172

Line of Business	Gross Premiums, Including Policy and Membership Fees, Less Return Premiums and Premiums on Policies not Taken		3 Dividends Paid or Credited to Policyholders on Direct Business	4 Direct Unearned Premium Reserves	5 Direct Losses Paid (deducting salvage)	6 Direct Losses Incurred	7 Direct Losses Unpaid	8 Direct Defense and Cost Containment Expense Paid	9 Direct Defense and Cost Containment Expense Incurred	10 Direct Defense and Cost Containment Expense Unpaid	11 Commissions and Brokerage Expenses	12 Taxes, Licenses and Fees
	1 Direct Premiums Written	2 Direct Premiums Earned										
1. Fire	2,784	2,190	0	731	0	(1,930)	32	0	(341)	6	396	67
2.1 Allied lines	7,089	5,667	0	2,274	0	(2,998)	61	0	(529)	11	1,014	171
2.2 Multiple peril crop	0	0	0	0	0	0	0	0	0	0	0	0
2.3 Federal flood	0	0	0	0	0	0	0	0	0	0	0	0
2.4 Private crop	0	0	0	0	0	0	0	0	0	0	0	0
2.5 Private flood	0	0	0	0	0	0	0	0	0	0	0	0
3. Farmowners multiple peril	0	0	0	0	0	0	0	0	0	0	0	0
4. Homeowners multiple peril	0	0	0	0	0	0	0	0	0	0	0	0
5.1 Commercial multiple peril (non-liability portion)	283,300	271,151	0	133,452	224,024	314,306	167,757	0	16,400	50,517	34,928	6,842
5.2 Commercial multiple peril (liability portion)	111,333	90,538	0	80,302	0	99,460	160,809	(3,205)	(3,284)	48,016	14,414	2,689
6. Mortgage guaranty	0	0	0	0	0	0	0	0	0	0	0	0
8. Ocean marine	0	0	0	0	0	0	0	0	0	0	0	0
9.1 Inland marine	69,814	69,904	0	31,991	190,608	296,832	120,332	0	29	1,461	8,090	1,686
9.2 Pet insurance plans	0	0	0	0	0	0	0	0	0	0	0	0
10. Financial guaranty	0	0	0	0	0	0	0	0	0	0	0	0
11.1 Medical professional liability - occurrence	0	0	0	0	0	0	0	0	0	0	0	0
11.2 Medical professional liability - claims-made	0	0	0	0	0	0	0	0	0	0	0	0
12. Earthquake	0	0	0	0	0	0	0	0	0	0	0	0
13.1 Comprehensive (hospital and medical) ind (b)	0	0	0	0	0	0	0	0	0	0	0	0
13.2 Comprehensive (hospital and medical) group (b)	0	0	0	0	0	0	0	0	0	0	0	0
14. Credit A&H (group and Individual)	0	0	0	0	0	0	0	0	0	0	0	0
15.1 Vision only (b)	0	0	0	0	0	0	0	0	0	0	0	0
15.2 Dental only (b)	0	0	0	0	0	0	0	0	0	0	0	0
15.3 Disability income (b)	0	0	0	0	0	0	0	0	0	0	0	0
15.4 Medicare supplement (b)	0	0	0	0	0	0	0	0	0	0	0	0
15.5 Medicaid Title XIX (b)	0	0	0	0	0	0	0	0	0	0	0	0
15.6 Medicare Title XVIII (b)	0	0	0	0	0	0	0	0	0	0	0	0
15.7 Long-term care (b)	0	0	0	0	0	0	0	0	0	0	0	0
15.8 Federal employees health benefits plan (b)	0	0	0	0	0	0	0	0	0	0	0	0
15.9 Other health (b)	0	0	0	0	0	0	0	0	0	0	0	0
16. Workers' compensation	32,084,573	31,973,237	0	10,666,678	16,932,940	17,807,651	54,547,234	2,617,991	1,722,883	5,208,329	2,017,328	774,931
17.1 Other liability - occurrence	3,139,880	2,890,686	0	1,226,725	824,707	634,673	2,686,680	40,148	9,962	457,433	275,933	75,837
17.2 Other liability - claims-Made	0	0	0	0	0	21,858	0	0	6,542	6,542	0	0
17.3 Excess workers' compensation	0	0	0	0	0	0	0	0	0	0	0	0
18.1 Products liability - occurrence	0	0	0	0	0	0	0	0	0	0	0	0
18.2 Products liability - claims-made	0	0	0	0	0	0	0	0	0	0	0	0
19.1 Private passenger auto no-fault (personal injury protection)	0	0	0	0	0	0	0	0	0	0	0	0
19.2 Other private passenger auto liability	0	0	0	0	0	0	0	0	0	0	0	0
19.3 Commercial auto no-fault (personal injury protection)	1	1	0	0	0	17	17	0	1	1	0	0
19.4 Other commercial auto liability	10,933,107	10,498,873	0	5,210,178	5,726,508	7,242,540	15,897,407	365,735	429,146	1,338,925	536,790	264,091
21.1 Private passenger auto physical damage	0	0	0	0	0	0	0	0	0	0	0	0
21.2 Commercial auto physical damage	1,055,880	1,015,546	0	511,242	507,137	582,282	417,020	135	(1,590)	55,184	123,982	25,503
22. Aircraft (all perils)	0	0	0	0	0	0	0	0	0	0	0	0
23. Fidelity	0	0	0	0	0	0	0	0	0	0	0	0
24. Surety	0	0	0	0	0	0	0	0	0	0	0	0
26. Burglary and theft	0	0	0	0	0	436	436	0	77	77	0	0
27. Boiler and machinery	1,883	1,475	0	547	0	208	1,709	0	37	302	273	45
28. Credit	0	0	0	0	0	0	0	0	0	0	0	0
29. International	0	0	0	0	0	0	0	0	0	0	0	0
30. Warranty	0	0	0	0	0	0	0	0	0	0	0	0
31. Reins nonproportional assumed property	XXX	XXX	XXX	XXX	XXX	XXX	XXX	XXX	XXX	XXX	XXX	XXX
32. Reins nonproportional assumed liability	XXX	XXX	XXX	XXX	XXX	XXX	XXX	XXX	XXX	XXX	XXX	XXX
33. Reins nonproportional assumed financial lines	XXX	XXX	XXX	XXX	XXX	XXX	XXX	XXX	XXX	XXX	XXX	XXX
34. Aggregate write-ins for other lines of business	0	0	0	0	0	0	0	0	0	0	0	0
35. Total (a)	47,689,644	46,819,267	0	17,864,120	24,405,924	26,995,345	74,021,352	3,020,803	2,179,333	7,166,803	3,013,148	1,151,864
<b>DETAILS OF WRITE-INS</b>												
3401.												
3402.												
3403.												
3498. Summary of remaining write-ins for Line 34 from overflow page	0	0	0	0	0	0	0	0	0	0	0	0
3499. Totals (Lines 3401 through 3403 plus 3498)(Line 34 above)	0	0	0	0	0	0	0	0	0	0	0	0

(a) Finance and service charges not included in Lines 1 to 35 \$ .....0  
 (b) For health business on indicated lines report: Number of persons insured under PPO managed care products .....0 and number of persons insured under indemnity only products .....0

19 CA



**ANNUAL STATEMENT FOR THE YEAR 2025 OF THE VANLINER INSURANCE COMPANY**  
**EXHIBIT OF PREMIUMS AND LOSSES (Statutory Page 14)**

NAIC Group Code 0084

BUSINESS IN THE STATE OF Colorado

DURING THE YEAR 2025

NAIC Company Code 21172

Line of Business	Gross Premiums, Including Policy and Membership Fees, Less Return Premiums and Premiums on Policies not Taken		3 Dividends Paid or Credited to Policyholders on Direct Business	4 Direct Unearned Premium Reserves	5 Direct Losses Paid (deducting salvage)	6 Direct Losses Incurred	7 Direct Losses Unpaid	8 Direct Defense and Cost Containment Expense Paid	9 Direct Defense and Cost Containment Expense Incurred	10 Direct Defense and Cost Containment Expense Unpaid	11 Commissions and Brokerage Expenses	12 Taxes, Licenses and Fees
	1 Direct Premiums Written	2 Direct Premiums Earned										
1. Fire	1,661	1,329	0	332	0	9	9	0	2	2	199	37
2.1 Allied lines	7,688	6,150	0	1,538	0	17	17	0	180	180	923	170
2.2 Multiple peril crop	0	0	0	0	0	0	0	0	0	0	0	0
2.3 Federal flood	0	0	0	0	0	0	0	0	0	0	0	0
2.4 Private crop	0	0	0	0	0	0	0	0	0	0	0	0
2.5 Private flood	0	0	0	0	0	0	0	0	0	0	0	0
3. Farmowners multiple peril	0	0	0	0	0	0	0	0	0	0	0	0
4. Homeowners multiple peril	0	0	0	0	0	0	0	0	0	0	0	0
5.1 Commercial multiple peril (non-liability portion)	141,790	175,297	0	96,201	0	22,148	61,393	0	3,960	17,410	17,903	3,141
5.2 Commercial multiple peril (liability portion)	8,621	9,789	0	4,063	0	5,184	6,899	0	1,397	2,060	1,060	191
6. Mortgage guaranty	0	0	0	0	0	0	0	0	0	0	0	0
8. Ocean marine	0	0	0	0	0	0	0	0	0	0	0	0
9.1 Inland marine	25,343	28,433	0	6,432	0	4,864	5,304	0	474	381	3,143	561
9.2 Pet insurance plans	0	0	0	0	0	0	0	0	0	0	0	0
10. Financial guaranty	0	0	0	0	0	0	0	0	0	0	0	0
11.1 Medical professional liability - occurrence	0	0	0	0	0	0	0	0	0	0	0	0
11.2 Medical professional liability - claims-made	0	0	0	0	0	0	0	0	0	0	0	0
12. Earthquake	0	0	0	0	0	0	0	0	0	0	0	0
13.1 Comprehensive (hospital and medical) ind (b)	0	0	0	0	0	0	0	0	0	0	0	0
13.2 Comprehensive (hospital and medical) group (b)	0	0	0	0	0	0	0	0	0	0	0	0
14. Credit A&H (group and Individual)	0	0	0	0	0	0	0	0	0	0	0	0
15.1 Vision only (b)	0	0	0	0	0	0	0	0	0	0	0	0
15.2 Dental only (b)	0	0	0	0	0	0	0	0	0	0	0	0
15.3 Disability income (b)	0	0	0	0	0	0	0	0	0	0	0	0
15.4 Medicare supplement (b)	0	0	0	0	0	0	0	0	0	0	0	0
15.5 Medicaid Title XIX (b)	0	0	0	0	0	0	0	0	0	0	0	0
15.6 Medicare Title XVIII (b)	0	0	0	0	0	0	0	0	0	0	0	0
15.7 Long-term care (b)	0	0	0	0	0	0	0	0	0	0	0	0
15.8 Federal employees health benefits plan (b)	0	0	0	0	0	0	0	0	0	0	0	0
15.9 Other health (b)	0	0	0	0	0	0	0	0	0	0	0	0
16. Workers' compensation	727,658	749,541	0	316,648	1,557,492	850,019	1,212,314	64,852	66,012	166,575	49,774	16,120
17.1 Other liability - occurrence	997,757	1,239,412	0	343,785	57,292	(404,929)	760,862	3,818	(68,040)	157,246	88,818	22,103
17.2 Other liability - claims-Made	1,500	1,517	0	458	0	4,305	10,900	0	201	3,262	160	33
17.3 Excess workers' compensation	0	0	0	0	0	0	0	0	0	0	0	0
18.1 Products liability - occurrence	0	0	0	0	0	0	0	0	0	0	0	0
18.2 Products liability - claims-made	0	0	0	0	0	0	0	0	0	0	0	0
19.1 Private passenger auto no-fault (personal injury protection)	0	0	0	0	0	0	0	0	0	0	0	0
19.2 Other private passenger auto liability	0	0	0	0	0	0	0	0	0	0	0	0
19.3 Commercial auto no-fault (personal injury protection)	0	0	0	0	0	(8)	3	0	(2)	0	0	0
19.4 Other commercial auto liability	2,207,165	2,394,387	0	891,272	475,409	1,368,125	3,405,998	48,956	123,298	324,451	104,596	48,895
21.1 Private passenger auto physical damage	0	0	0	0	0	0	0	0	0	0	0	0
21.2 Commercial auto physical damage	299,924	336,063	0	125,830	168,635	151,752	112,411	0	(5,982)	13,789	32,148	6,644
22. Aircraft (all perils)	0	0	0	0	0	0	0	0	0	0	0	0
23. Fidelity	0	0	0	0	0	0	0	0	0	0	0	0
24. Surety	0	0	0	0	0	0	0	0	0	0	0	0
26. Burglary and theft	1,426	1,397	0	356	0	(758)	619	0	(134)	109	171	32
27. Boiler and machinery	548	438	0	110	492	476	87	0	0	84	66	12
28. Credit	0	0	0	0	0	0	0	0	0	0	0	0
29. International	0	0	0	0	0	0	0	0	0	0	0	0
30. Warranty	0	0	0	0	0	0	0	0	0	0	0	0
31. Reins nonproportional assumed property	XXX	XXX	XXX	XXX	XXX	XXX	XXX	XXX	XXX	XXX	XXX	XXX
32. Reins nonproportional assumed liability	XXX	XXX	XXX	XXX	XXX	XXX	XXX	XXX	XXX	XXX	XXX	XXX
33. Reins nonproportional assumed financial lines	XXX	XXX	XXX	XXX	XXX	XXX	XXX	XXX	XXX	XXX	XXX	XXX
34. Aggregate write-ins for other lines of business	0	0	0	0	0	0	0	0	0	0	0	0
35. Total (a)	4,421,081	4,943,753	0	1,787,024	2,258,829	2,001,220	5,577,205	117,625	121,453	685,549	298,962	97,939
<b>DETAILS OF WRITE-INS</b>												
3401.												
3402.												
3403.												
3498. Summary of remaining write-ins for Line 34 from overflow page	0	0	0	0	0	0	0	0	0	0	0	0
3499. Totals (Lines 3401 through 3403 plus 3498)(Line 34 above)	0	0	0	0	0	0	0	0	0	0	0	0

(a) Finance and service charges not included in Lines 1 to 35 \$ .....0  
 (b) For health business on indicated lines report: Number of persons insured under PPO managed care products .....0 and number of persons insured under indemnity only products .....0 .

19 CO



ANNUAL STATEMENT FOR THE YEAR 2025 OF THE VANLINER INSURANCE COMPANY

EXHIBIT OF PREMIUMS AND LOSSES (Statutory Page 14)

NAIC Group Code 0084

BUSINESS IN THE STATE OF Connecticut

DURING THE YEAR 2025

NAIC Company Code 21172

Table with 12 columns: Line of Business, Direct Premiums Written, Direct Premiums Earned, Dividends Paid or Credited to Policyholders on Direct Business, Direct Unearned Premium Reserves, Direct Losses Paid (deducting salvage), Direct Losses Incurred, Direct Losses Unpaid, Direct Defense and Cost Containment Expense Paid, Direct Defense and Cost Containment Expense Incurred, Direct Defense and Cost Containment Expense Unpaid, Commissions and Brokerage Expenses, Taxes, Licenses and Fees. Rows include various insurance categories like Fire, Multiple peril crop, Federal flood, etc., ending with a Total (a) row.

(a) Finance and service charges not included in Lines 1 to 35 \$ ..... 50
(b) For health business on indicated lines report: Number of persons insured under PPO managed care products .....0 and number of persons insured under indemnity only products .....

19 CT



**ANNUAL STATEMENT FOR THE YEAR 2025 OF THE VANLINER INSURANCE COMPANY**  
**EXHIBIT OF PREMIUMS AND LOSSES (Statutory Page 14)**

NAIC Group Code 0084

BUSINESS IN THE STATE OF Delaware

DURING THE YEAR 2025

NAIC Company Code 21172

Line of Business	Gross Premiums, Including Policy and Membership Fees, Less Return Premiums and Premiums on Policies not Taken		3 Dividends Paid or Credited to Policyholders on Direct Business	4 Direct Unearned Premium Reserves	5 Direct Losses Paid (deducting salvage)	6 Direct Losses Incurred	7 Direct Losses Unpaid	8 Direct Defense and Cost Containment Expense Paid	9 Direct Defense and Cost Containment Expense Incurred	10 Direct Defense and Cost Containment Expense Unpaid	11 Commissions and Brokerage Expenses	12 Taxes, Licenses and Fees
	1 Direct Premiums Written	2 Direct Premiums Earned										
1. Fire	0	0	0	0	0	0	0	0	0	0	0	0
2.1 Allied lines	0	0	0	0	0	0	0	0	0	0	0	0
2.2 Multiple peril crop	0	0	0	0	0	0	0	0	0	0	0	0
2.3 Federal flood	0	0	0	0	0	0	0	0	0	0	0	0
2.4 Private crop	0	0	0	0	0	0	0	0	0	0	0	0
2.5 Private flood	0	0	0	0	0	0	0	0	0	0	0	0
3. Farmowners multiple peril	0	0	0	0	0	0	0	0	0	0	0	0
4. Homeowners multiple peril	0	0	0	0	0	0	0	0	0	0	0	0
5.1 Commercial multiple peril (non-liability portion)	10,767	8,045	0	4,115	0	5,348	9,461	0	1,276	2,683	1,507	222
5.2 Commercial multiple peril (liability portion)	0	0	0	0	0	1,607	2,041	0	454	610	0	0
6. Mortgage guaranty	0	0	0	0	0	0	0	0	0	0	0	0
8. Ocean marine	0	0	0	0	0	0	0	0	0	0	0	0
9.1 Inland marine	3,412	4,679	0	2,176	0	995	1,230	0	73	88	467	70
9.2 Pet insurance plans	0	0	0	0	0	0	0	0	0	0	0	0
10. Financial guaranty	0	0	0	0	0	0	0	0	0	0	0	0
11.1 Medical professional liability - occurrence	0	0	0	0	0	0	0	0	0	0	0	0
11.2 Medical professional liability - claims-made	0	0	0	0	0	0	0	0	0	0	0	0
12. Earthquake	0	0	0	0	0	0	0	0	0	0	0	0
13.1 Comprehensive (hospital and medical) ind (b)	0	0	0	0	0	0	0	0	0	0	0	0
13.2 Comprehensive (hospital and medical) group (b)	0	0	0	0	0	0	0	0	0	0	0	0
14. Credit A&H (group and Individual)	0	0	0	0	0	0	0	0	0	0	0	0
15.1 Vision only (b)	0	0	0	0	0	0	0	0	0	0	0	0
15.2 Dental only (b)	0	0	0	0	0	0	0	0	0	0	0	0
15.3 Disability income (b)	0	0	0	0	0	0	0	0	0	0	0	0
15.4 Medicare supplement (b)	0	0	0	0	0	0	0	0	0	0	0	0
15.5 Medicaid Title XIX (b)	0	0	0	0	0	0	0	0	0	0	0	0
15.6 Medicare Title XVIII (b)	0	0	0	0	0	0	0	0	0	0	0	0
15.7 Long-term care (b)	0	0	0	0	0	0	0	0	0	0	0	0
15.8 Federal employees health benefits plan (b)	0	0	0	0	0	0	0	0	0	0	0	0
15.9 Other health (b)	0	0	0	0	0	0	0	0	0	0	0	0
16. Workers' compensation	189,633	210,504	0	37,287	24,854	77,835	364,200	20,356	18,328	52,682	10,677	3,916
17.1 Other liability - occurrence	130,771	189,997	0	94,041	2,906	(73,956)	117,253	0	(14,613)	20,864	12,114	2,701
17.2 Other liability - claims-Made	500	500	0	375	0	(349)	2,558	0	(472)	765	50	10
17.3 Excess workers' compensation	0	0	0	0	0	0	0	0	0	0	0	0
18.1 Products liability - occurrence	0	0	0	0	0	0	0	0	0	0	0	0
18.2 Products liability - claims-made	0	0	0	0	0	0	0	0	0	0	0	0
19.1 Private passenger auto no-fault (personal injury protection)	0	0	0	0	0	0	0	0	0	0	0	0
19.2 Other private passenger auto liability	0	0	0	0	0	0	0	0	0	0	0	0
19.3 Commercial auto no-fault (personal injury protection)	1,791	2,842	0	1,078	0	(1)	15	0	(1)	1	177	37
19.4 Other commercial auto liability	121,088	216,432	0	57,741	56,462	67,195	237,234	900	6,224	29,757	12,178	2,501
21.1 Private passenger auto physical damage	0	0	0	0	0	0	0	0	0	0	0	0
21.2 Commercial auto physical damage	118,733	134,349	0	78,955	87,804	108,289	52,090	0	(2,537)	2,821	16,419	2,452
22. Aircraft (all perils)	0	0	0	0	0	0	0	0	0	0	0	0
23. Fidelity	0	0	0	0	0	0	0	0	0	0	0	0
24. Surety	0	0	0	0	0	0	0	0	0	0	0	0
26. Burglary and theft	0	0	0	0	0	0	0	0	0	0	0	0
27. Boiler and machinery	0	0	0	0	0	(11)	10	0	(2)	2	0	0
28. Credit	0	0	0	0	0	0	0	0	0	0	0	0
29. International	0	0	0	0	0	0	0	0	0	0	0	0
30. Warranty	0	0	0	0	0	0	0	0	0	0	0	0
31. Reins nonproportional assumed property	XXX	XXX	XXX	XXX	XXX	XXX	XXX	XXX	XXX	XXX	XXX	XXX
32. Reins nonproportional assumed liability	XXX	XXX	XXX	XXX	XXX	XXX	XXX	XXX	XXX	XXX	XXX	XXX
33. Reins nonproportional assumed financial lines	XXX	XXX	XXX	XXX	XXX	XXX	XXX	XXX	XXX	XXX	XXX	XXX
34. Aggregate write-ins for other lines of business	0	0	0	0	0	0	0	0	0	0	0	0
35. Total (a)	576,695	767,348	0	275,768	172,026	186,951	786,094	21,256	8,731	110,274	53,589	11,910
<b>DETAILS OF WRITE-INS</b>												
3401.												
3402.												
3403.												
3498. Summary of remaining write-ins for Line 34 from overflow page	0	0	0	0	0	0	0	0	0	0	0	0
3499. Totals (Lines 3401 through 3403 plus 3498)(Line 34 above)	0	0	0	0	0	0	0	0	0	0	0	0

(a) Finance and service charges not included in Lines 1 to 35 \$ 0

(b) For health business on indicated lines report: Number of persons insured under PPO managed care products 0 and number of persons insured under indemnity only products 0

19 DE



**ANNUAL STATEMENT FOR THE YEAR 2025 OF THE VANLINER INSURANCE COMPANY**  
**EXHIBIT OF PREMIUMS AND LOSSES (Statutory Page 14)**

NAIC Group Code 0084

BUSINESS IN THE STATE OF District of Columbia

DURING THE YEAR 2025

NAIC Company Code 21172

Line of Business	Gross Premiums, Including Policy and Membership Fees, Less Return Premiums and Premiums on Policies not Taken		3 Dividends Paid or Credited to Policyholders on Direct Business	4 Direct Unearned Premium Reserves	5 Direct Losses Paid (deducting salvage)	6 Direct Losses Incurred	7 Direct Losses Unpaid	8 Direct Defense and Cost Containment Expense Paid	9 Direct Defense and Cost Containment Expense Incurred	10 Direct Defense and Cost Containment Expense Unpaid	11 Commissions and Brokerage Expenses	12 Taxes, Licenses and Fees
	1 Direct Premiums Written	2 Direct Premiums Earned										
1. Fire	0	0	0	0	0	0	0	0	0	0	0	0
2.1 Allied lines	0	0	0	0	0	0	0	0	0	0	0	0
2.2 Multiple peril crop	0	0	0	0	0	0	0	0	0	0	0	0
2.3 Federal flood	0	0	0	0	0	0	0	0	0	0	0	0
2.4 Private crop	0	0	0	0	0	0	0	0	0	0	0	0
2.5 Private flood	0	0	0	0	0	0	0	0	0	0	0	0
3. Farmowners multiple peril	0	0	0	0	0	0	0	0	0	0	0	0
4. Homeowners multiple peril	0	0	0	0	0	0	0	0	0	0	0	0
5.1 Commercial multiple peril (non-liability portion)	0	0	0	0	0	3,888	3,888	0	1,102	1,102	0	0
5.2 Commercial multiple peril (liability portion)	0	0	0	0	0	8	8	0	2	2	0	0
6. Mortgage guaranty	0	0	0	0	0	0	0	0	0	0	0	0
8. Ocean marine	0	0	0	0	0	0	0	0	0	0	0	0
9.1 Inland marine	0	0	0	0	0	541	541	0	39	39	0	0
9.2 Pet insurance plans	0	0	0	0	0	0	0	0	0	0	0	0
10. Financial guaranty	0	0	0	0	0	0	0	0	0	0	0	0
11.1 Medical professional liability - occurrence	0	0	0	0	0	0	0	0	0	0	0	0
11.2 Medical professional liability - claims-made	0	0	0	0	0	0	0	0	0	0	0	0
12. Earthquake	0	0	0	0	0	0	0	0	0	0	0	0
13.1 Comprehensive (hospital and medical) ind (b)	0	0	0	0	0	0	0	0	0	0	0	0
13.2 Comprehensive (hospital and medical) group (b)	0	0	0	0	0	0	0	0	0	0	0	0
14. Credit A&H (group and Individual)	0	0	0	0	0	0	0	0	0	0	0	0
15.1 Vision only (b)	0	0	0	0	0	0	0	0	0	0	0	0
15.2 Dental only (b)	0	0	0	0	0	0	0	0	0	0	0	0
15.3 Disability income (b)	0	0	0	0	0	0	0	0	0	0	0	0
15.4 Medicare supplement (b)	0	0	0	0	0	0	0	0	0	0	0	0
15.5 Medicaid Title XIX (b)	0	0	0	0	0	0	0	0	0	0	0	0
15.6 Medicare Title XVIII (b)	0	0	0	0	0	0	0	0	0	0	0	0
15.7 Long-term care (b)	0	0	0	0	0	0	0	0	0	0	0	0
15.8 Federal employees health benefits plan (b)	0	0	0	0	0	0	0	0	0	0	0	0
15.9 Other health (b)	0	0	0	0	0	0	0	0	0	0	0	0
16. Workers' compensation	20,366	20,313	0	10,927	0	(19,960)	26,285	0	(2,699)	4,291	1,759	359
17.1 Other liability - occurrence	1	1	0	1	0	53,086	57,092	0	9,380	10,164	0	0
17.2 Other liability - claims-Made	0	0	0	0	0	566	566	0	169	169	0	0
17.3 Excess workers' compensation	0	0	0	0	0	0	0	0	0	0	0	0
18.1 Products liability - occurrence	0	0	0	0	0	0	0	0	0	0	0	0
18.2 Products liability - claims-made	0	0	0	0	0	0	0	0	0	0	0	0
19.1 Private passenger auto no-fault (personal injury protection)	0	0	0	0	0	0	0	0	0	0	0	0
19.2 Other private passenger auto liability	0	0	0	0	0	0	0	0	0	0	0	0
19.3 Commercial auto no-fault (personal injury protection)	0	46	0	0	0	0	0	0	0	0	0	0
19.4 Other commercial auto liability	3,246	3,011	0	1,894	0	17,719	19,694	0	2,137	2,470	312	57
21.1 Private passenger auto physical damage	0	0	0	0	0	0	0	0	0	0	0	0
21.2 Commercial auto physical damage	1,380	1,305	0	805	0	526	993	0	55	135	132	24
22. Aircraft (all perils)	0	0	0	0	0	0	0	0	0	0	0	0
23. Fidelity	0	0	0	0	0	0	0	0	0	0	0	0
24. Surety	0	0	0	0	0	0	0	0	0	0	0	0
26. Burglary and theft	0	0	0	0	0	0	0	0	0	0	0	0
27. Boiler and machinery	0	0	0	0	0	0	0	0	0	0	0	0
28. Credit	0	0	0	0	0	0	0	0	0	0	0	0
29. International	0	0	0	0	0	0	0	0	0	0	0	0
30. Warranty	0	0	0	0	0	0	0	0	0	0	0	0
31. Reins nonproportional assumed property	XXX	XXX	XXX	XXX	XXX	XXX	XXX	XXX	XXX	XXX	XXX	XXX
32. Reins nonproportional assumed liability	XXX	XXX	XXX	XXX	XXX	XXX	XXX	XXX	XXX	XXX	XXX	XXX
33. Reins nonproportional assumed financial lines	XXX	XXX	XXX	XXX	XXX	XXX	XXX	XXX	XXX	XXX	XXX	XXX
34. Aggregate write-ins for other lines of business	0	0	0	0	0	0	0	0	0	0	0	0
35. Total (a)	24,993	24,677	0	13,627	0	62,374	109,065	0	10,185	18,374	2,203	441
<b>DETAILS OF WRITE-INS</b>												
3401.												
3402.												
3403.												
3498. Summary of remaining write-ins for Line 34 from overflow page	0	0	0	0	0	0	0	0	0	0	0	0
3499. Totals (Lines 3401 through 3403 plus 3498)(Line 34 above)	0	0	0	0	0	0	0	0	0	0	0	0

(a) Finance and service charges not included in Lines 1 to 35 \$ 0

(b) For health business on indicated lines report: Number of persons insured under PPO managed care products 0 and number of persons insured under indemnity only products 0

19 DC



**ANNUAL STATEMENT FOR THE YEAR 2025 OF THE VANLINER INSURANCE COMPANY**  
**EXHIBIT OF PREMIUMS AND LOSSES (Statutory Page 14)**

NAIC Group Code 0084

BUSINESS IN THE STATE OF Florida

DURING THE YEAR 2025

NAIC Company Code 21172

Line of Business	Gross Premiums, Including Policy and Membership Fees, Less Return Premiums and Premiums on Policies not Taken		3 Dividends Paid or Credited to Policyholders on Direct Business	4 Direct Unearned Premium Reserves	5 Direct Losses Paid (deducting salvage)	6 Direct Losses Incurred	7 Direct Losses Unpaid	8 Direct Defense and Cost Containment Expense Paid	9 Direct Defense and Cost Containment Expense Incurred	10 Direct Defense and Cost Containment Expense Unpaid	11 Commissions and Brokerage Expenses	12 Taxes, Licenses and Fees
	1 Direct Premiums Written	2 Direct Premiums Earned										
1. Fire	0	0	0	0	0	0	0	0	0	0	0	0
2.1 Allied lines	0	0	0	0	0	0	0	0	0	0	0	0
2.2 Multiple peril crop	0	0	0	0	0	0	0	0	0	0	0	0
2.3 Federal flood	0	0	0	0	0	0	0	0	0	0	0	0
2.4 Private crop	0	0	0	0	0	0	0	0	0	0	0	0
2.5 Private flood	0	0	0	0	0	0	0	0	0	0	0	0
3. Farmowners multiple peril	0	0	0	0	0	0	0	0	0	0	0	0
4. Homeowners multiple peril	0	0	0	0	0	0	0	0	0	0	0	0
5.1 Commercial multiple peril (non-liability portion)	21,043	17,189	0	10,206	0	(2,410)	6,933	0	(1,948)	1,966	1,877	419
5.2 Commercial multiple peril (liability portion)	25,914	20,914	0	13,428	431	15,711	20,917	0	152	2,694	3,701	515
6. Mortgage guaranty	0	0	0	0	0	0	0	0	0	0	0	0
8. Ocean marine	0	0	0	0	0	(3,480)	819	0	(614)	145	0	0
9.1 Inland marine	21,182	27,431	0	10,963	0	13,357	14,092	0	1,072	1,012	2,726	421
9.2 Pet insurance plans	0	0	0	0	0	0	0	0	0	0	0	0
10. Financial guaranty	0	0	0	0	0	0	0	0	0	0	0	0
11.1 Medical professional liability - occurrence	0	0	0	0	0	0	0	0	0	0	0	0
11.2 Medical professional liability - claims-made	0	0	0	0	0	0	0	0	0	0	0	0
12. Earthquake	0	0	0	0	0	0	0	0	0	0	0	0
13.1 Comprehensive (hospital and medical) ind (b)	0	0	0	0	0	0	0	0	0	0	0	0
13.2 Comprehensive (hospital and medical) group (b)	0	0	0	0	0	0	0	0	0	0	0	0
14. Credit A&H (group and Individual)	0	0	0	0	0	0	0	0	0	0	0	0
15.1 Vision only (b)	0	0	0	0	0	0	0	0	0	0	0	0
15.2 Dental only (b)	0	0	0	0	0	0	0	0	0	0	0	0
15.3 Disability income (b)	0	0	0	0	0	0	0	0	0	0	0	0
15.4 Medicare supplement (b)	0	0	0	0	0	0	0	0	0	0	0	0
15.5 Medicaid Title XIX (b)	0	0	0	0	0	0	0	0	0	0	0	0
15.6 Medicare Title XVIII (b)	0	0	0	0	0	0	0	0	0	0	0	0
15.7 Long-term care (b)	0	0	0	0	0	0	0	0	0	0	0	0
15.8 Federal employees health benefits plan (b)	0	0	0	0	0	0	0	0	0	0	0	0
15.9 Other health (b)	0	0	0	0	0	0	0	0	0	0	0	0
16. Workers' compensation	4,445,993	4,612,276	0	2,580,446	3,050,376	1,997,749	7,426,046	191,995	241,973	1,016,130	198,509	90,013
17.1 Other liability - occurrence	4,784,724	4,415,848	0	2,863,226	2,305,678	1,830,189	3,800,619	54,699	59,555	498,728	178,422	153,774
17.2 Other liability - claims-Made	5,778	4,852	0	2,794	0	7,884	24,202	0	(513)	7,243	583	115
17.3 Excess workers' compensation	0	0	0	0	0	0	0	0	0	0	0	0
18.1 Products liability - occurrence	0	0	0	0	0	0	0	0	0	0	0	0
18.2 Products liability - claims-made	0	0	0	0	0	0	0	0	0	0	0	0
19.1 Private passenger auto no-fault (personal injury protection)	0	0	0	0	0	0	0	0	0	0	0	0
19.2 Other private passenger auto liability	0	0	0	0	0	0	0	0	0	0	0	0
19.3 Commercial auto no-fault (personal injury protection)	104,779	81,884	0	53,076	63,640	83,758	52,207	0	885	1,189	4,310	2,084
19.4 Other commercial auto liability	11,204,519	10,065,886	0	4,899,464	6,716,129	4,079,486	10,641,675	367,652	530,773	1,177,194	421,311	222,860
21.1 Private passenger auto physical damage	0	0	0	0	0	0	0	0	0	0	0	0
21.2 Commercial auto physical damage	840,797	820,167	0	397,254	358,522	543,365	370,944	(350)	6,594	37,199	71,905	16,724
22. Aircraft (all perils)	0	0	0	0	0	0	0	0	0	0	0	0
23. Fidelity	0	0	0	0	0	0	0	0	0	0	0	0
24. Surety	0	0	0	0	0	0	0	0	0	0	0	0
26. Burglary and theft	5,813	3,658	0	2,155	0	(526)	1,246	0	(93)	220	913	116
27. Boiler and machinery	0	0	0	0	0	0	0	0	0	0	0	0
28. Credit	0	0	0	0	0	0	0	0	0	0	0	0
29. International	0	0	0	0	0	0	0	0	0	0	0	0
30. Warranty	0	0	0	0	0	0	0	0	0	0	0	0
31. Reins nonproportional assumed property	XXX	XXX	XXX	XXX	XXX	XXX	XXX	XXX	XXX	XXX	XXX	XXX
32. Reins nonproportional assumed liability	XXX	XXX	XXX	XXX	XXX	XXX	XXX	XXX	XXX	XXX	XXX	XXX
33. Reins nonproportional assumed financial lines	XXX	XXX	XXX	XXX	XXX	XXX	XXX	XXX	XXX	XXX	XXX	XXX
34. Aggregate write-ins for other lines of business	0	0	0	0	0	0	0	0	0	0	0	0
35. Total (a)	21,460,541	20,070,105	0	10,833,013	12,494,776	8,565,083	22,359,699	613,996	837,836	2,743,721	884,257	487,040
<b>DETAILS OF WRITE-INS</b>												
3401.												
3402.												
3403.												
3498. Summary of remaining write-ins for Line 34 from overflow page	0	0	0	0	0	0	0	0	0	0	0	0
3499. Totals (Lines 3401 through 3403 plus 3498)(Line 34 above)	0	0	0	0	0	0	0	0	0	0	0	0

(a) Finance and service charges not included in Lines 1 to 35 \$ 0

(b) For health business on indicated lines report: Number of persons insured under PPO managed care products 0 and number of persons insured under indemnity only products 0

19 FL



ANNUAL STATEMENT FOR THE YEAR 2025 OF THE VANLINER INSURANCE COMPANY

EXHIBIT OF PREMIUMS AND LOSSES (Statutory Page 14)

NAIC Group Code 0084

BUSINESS IN THE STATE OF Georgia

DURING THE YEAR 2025

NAIC Company Code 21172

Table with 12 columns: Line of Business, Direct Premiums Written, Direct Premiums Earned, Dividends Paid or Credited to Policyholders on Direct Business, Direct Unearned Premium Reserves, Direct Losses Paid (deducting salvage), Direct Losses Incurred, Direct Losses Unpaid, Direct Defense and Cost Containment Expense Paid, Direct Defense and Cost Containment Expense Incurred, Direct Defense and Cost Containment Expense Unpaid, Commissions and Brokerage Expenses, Taxes, Licenses and Fees. Rows include various insurance categories like Fire, Auto, Life, etc., and a 'Total (a)' row.

(a) Finance and service charges not included in Lines 1 to 35 \$ .....0
(b) For health business on indicated lines report: Number of persons insured under PPO managed care products .....0 and number of persons insured under indemnity only products .....0 .

19 GA



**ANNUAL STATEMENT FOR THE YEAR 2025 OF THE VANLINER INSURANCE COMPANY**  
**EXHIBIT OF PREMIUMS AND LOSSES (Statutory Page 14)**

NAIC Group Code 0084

BUSINESS IN THE STATE OF Hawaii

DURING THE YEAR 2025

NAIC Company Code 21172

Line of Business	Gross Premiums, Including Policy and Membership Fees, Less Return Premiums and Premiums on Policies not Taken		3 Dividends Paid or Credited to Policyholders on Direct Business	4 Direct Unearned Premium Reserves	5 Direct Losses Paid (deducting salvage)	6 Direct Losses Incurred	7 Direct Losses Unpaid	8 Direct Defense and Cost Containment Expense Paid	9 Direct Defense and Cost Containment Expense Incurred	10 Direct Defense and Cost Containment Expense Unpaid	11 Commissions and Brokerage Expenses	12 Taxes, Licenses and Fees
	1 Direct Premiums Written	2 Direct Premiums Earned										
1. Fire	0	0	0	0	0	0	0	0	0	0	0	0
2.1 Allied lines	0	0	0	0	0	0	0	0	0	0	0	0
2.2 Multiple peril crop	0	0	0	0	0	0	0	0	0	0	0	0
2.3 Federal flood	0	0	0	0	0	0	0	0	0	0	0	0
2.4 Private crop	0	0	0	0	0	0	0	0	0	0	0	0
2.5 Private flood	0	0	0	0	0	0	0	0	0	0	0	0
3. Farmowners multiple peril	0	0	0	0	0	0	0	0	0	0	0	0
4. Homeowners multiple peril	0	0	0	0	0	0	0	0	0	0	0	0
5.1 Commercial multiple peril (non-liability portion)	0	0	0	0	0	67	67	0	19	19	0	0
5.2 Commercial multiple peril (liability portion)	0	0	0	0	0	139	139	0	42	42	0	0
6. Mortgage guaranty	0	0	0	0	0	0	0	0	0	0	0	0
8. Ocean marine	0	0	0	0	0	0	0	0	0	0	0	0
9.1 Inland marine	0	0	0	0	0	0	0	0	0	0	0	0
9.2 Pet insurance plans	0	0	0	0	0	0	0	0	0	0	0	0
10. Financial guaranty	0	0	0	0	0	0	0	0	0	0	0	0
11.1 Medical professional liability - occurrence	0	0	0	0	0	0	0	0	0	0	0	0
11.2 Medical professional liability - claims-made	0	0	0	0	0	0	0	0	0	0	0	0
12. Earthquake	0	0	0	0	0	0	0	0	0	0	0	0
13.1 Comprehensive (hospital and medical) ind (b)	0	0	0	0	0	0	0	0	0	0	0	0
13.2 Comprehensive (hospital and medical) group (b)	0	0	0	0	0	0	0	0	0	0	0	0
14. Credit A&H (group and Individual)	0	0	0	0	0	0	0	0	0	0	0	0
15.1 Vision only (b)	0	0	0	0	0	0	0	0	0	0	0	0
15.2 Dental only (b)	0	0	0	0	0	0	0	0	0	0	0	0
15.3 Disability income (b)	0	0	0	0	0	0	0	0	0	0	0	0
15.4 Medicare supplement (b)	0	0	0	0	0	0	0	0	0	0	0	0
15.5 Medicaid Title XIX (b)	0	0	0	0	0	0	0	0	0	0	0	0
15.6 Medicare Title XVIII (b)	0	0	0	0	0	0	0	0	0	0	0	0
15.7 Long-term care (b)	0	0	0	0	0	0	0	0	0	0	0	0
15.8 Federal employees health benefits plan (b)	0	0	0	0	0	0	0	0	0	0	0	0
15.9 Other health (b)	0	0	0	0	0	0	0	0	0	0	0	0
16. Workers' compensation	(18)	(9)	0	0	0	102,940	103,100	0	16,830	16,872	0	(1)
17.1 Other liability - occurrence	0	0	0	0	0	5,249	5,249	0	934	934	0	0
17.2 Other liability - claims-Made	0	0	0	0	0	0	0	0	0	0	0	0
17.3 Excess workers' compensation	0	0	0	0	0	0	0	0	0	0	0	0
18.1 Products liability - occurrence	0	0	0	0	0	0	0	0	0	0	0	0
18.2 Products liability - claims-made	0	0	0	0	0	0	0	0	0	0	0	0
19.1 Private passenger auto no-fault (personal injury protection)	0	0	0	0	0	0	0	0	0	0	0	0
19.2 Other private passenger auto liability	0	0	0	0	0	0	0	0	0	0	0	0
19.3 Commercial auto no-fault (personal injury protection)	36,618	32,686	0	11,930	1,189	2,212	1,125	0	327	353	3,943	1,588
19.4 Other commercial auto liability	1,858,367	1,697,071	0	655,926	401,167	590,218	683,535	1,687	39,738	66,378	197,373	112,989
21.1 Private passenger auto physical damage	0	0	0	0	0	0	0	0	0	0	0	0
21.2 Commercial auto physical damage	831,556	763,208	0	332,963	78,997	119,534	65,376	774	6,798	6,967	87,864	46,858
22. Aircraft (all perils)	0	0	0	0	0	0	0	0	0	0	0	0
23. Fidelity	0	0	0	0	0	0	0	0	0	0	0	0
24. Surety	0	0	0	0	0	0	0	0	0	0	0	0
26. Burglary and theft	0	0	0	0	0	0	0	0	0	0	0	0
27. Boiler and machinery	0	0	0	0	0	0	0	0	0	0	0	0
28. Credit	0	0	0	0	0	0	0	0	0	0	0	0
29. International	0	0	0	0	0	0	0	0	0	0	0	0
30. Warranty	0	0	0	0	0	0	0	0	0	0	0	0
31. Reins nonproportional assumed property	XXX	XXX	XXX	XXX	XXX	XXX	XXX	XXX	XXX	XXX	XXX	XXX
32. Reins nonproportional assumed liability	XXX	XXX	XXX	XXX	XXX	XXX	XXX	XXX	XXX	XXX	XXX	XXX
33. Reins nonproportional assumed financial lines	XXX	XXX	XXX	XXX	XXX	XXX	XXX	XXX	XXX	XXX	XXX	XXX
34. Aggregate write-ins for other lines of business	0	0	0	0	0	0	0	0	0	0	0	0
35. Total (a)	2,726,524	2,492,957	0	1,000,819	481,353	820,361	858,591	2,461	64,687	91,564	289,179	161,434
<b>DETAILS OF WRITE-INS</b>												
3401.												
3402.												
3403.												
3498. Summary of remaining write-ins for Line 34 from overflow page	0	0	0	0	0	0	0	0	0	0	0	0
3499. Totals (Lines 3401 through 3403 plus 3498)(Line 34 above)	0	0	0	0	0	0	0	0	0	0	0	0

(a) Finance and service charges not included in Lines 1 to 35 \$ 0

(b) For health business on indicated lines report: Number of persons insured under PPO managed care products 0 and number of persons insured under indemnity only products 0

19.HI



**ANNUAL STATEMENT FOR THE YEAR 2025 OF THE VANLINER INSURANCE COMPANY**  
**EXHIBIT OF PREMIUMS AND LOSSES (Statutory Page 14)**

NAIC Group Code 0084

BUSINESS IN THE STATE OF Idaho

DURING THE YEAR 2025

NAIC Company Code 21172

Line of Business	Gross Premiums, Including Policy and Membership Fees, Less Return Premiums and Premiums on Policies not Taken		3 Dividends Paid or Credited to Policyholders on Direct Business	4 Direct Unearned Premium Reserves	5 Direct Losses Paid (deducting salvage)	6 Direct Losses Incurred	7 Direct Losses Unpaid	8 Direct Defense and Cost Containment Expense Paid	9 Direct Defense and Cost Containment Expense Incurred	10 Direct Defense and Cost Containment Expense Unpaid	11 Commissions and Brokerage Expenses	12 Taxes, Licenses and Fees
	1 Direct Premiums Written	2 Direct Premiums Earned										
1. Fire	9,529	7,602	0	1,927	0	6	6	0	1	1	1,143	149
2.1 Allied lines	8,449	6,737	0	1,712	0	3	3	0	1	1	1,014	132
2.2 Multiple peril crop	0	0	0	0	0	0	0	0	0	0	0	0
2.3 Federal flood	0	0	0	0	0	0	0	0	0	0	0	0
2.4 Private crop	0	0	0	0	0	0	0	0	0	0	0	0
2.5 Private flood	0	0	0	0	0	0	0	0	0	0	0	0
3. Farmowners multiple peril	0	0	0	0	0	0	0	0	0	0	0	0
4. Homeowners multiple peril	0	0	0	0	0	0	0	0	0	0	0	0
5.1 Commercial multiple peril (non-liability portion)	304	2,120	0	0	0	4,956	5,383	0	1,264	1,526	33	5
5.2 Commercial multiple peril (liability portion)	327	780	0	0	3,328	1,210	1,325	0	242	396	49	5
6. Mortgage guaranty	0	0	0	0	0	0	0	0	0	0	0	0
8. Ocean marine	0	0	0	0	0	0	0	0	0	0	0	0
9.1 Inland marine	1,786	1,874	0	0	0	523	450	0	53	32	268	28
9.2 Pet insurance plans	0	0	0	0	0	0	0	0	0	0	0	0
10. Financial guaranty	0	0	0	0	0	0	0	0	0	0	0	0
11.1 Medical professional liability - occurrence	0	0	0	0	0	0	0	0	0	0	0	0
11.2 Medical professional liability - claims-made	0	0	0	0	0	0	0	0	0	0	0	0
12. Earthquake	0	0	0	0	0	0	0	0	0	0	0	0
13.1 Comprehensive (hospital and medical) ind (b)	0	0	0	0	0	0	0	0	0	0	0	0
13.2 Comprehensive (hospital and medical) group (b)	0	0	0	0	0	0	0	0	0	0	0	0
14. Credit A&H (group and Individual)	0	0	0	0	0	0	0	0	0	0	0	0
15.1 Vision only (b)	0	0	0	0	0	0	0	0	0	0	0	0
15.2 Dental only (b)	0	0	0	0	0	0	0	0	0	0	0	0
15.3 Disability income (b)	0	0	0	0	0	0	0	0	0	0	0	0
15.4 Medicare supplement (b)	0	0	0	0	0	0	0	0	0	0	0	0
15.5 Medicaid Title XIX (b)	0	0	0	0	0	0	0	0	0	0	0	0
15.6 Medicare Title XVIII (b)	0	0	0	0	0	0	0	0	0	0	0	0
15.7 Long-term care (b)	0	0	0	0	0	0	0	0	0	0	0	0
15.8 Federal employees health benefits plan (b)	0	0	0	0	0	0	0	0	0	0	0	0
15.9 Other health (b)	0	0	0	0	0	0	0	0	0	0	0	0
16. Workers' compensation	346,448	402,956	0	69,841	181,917	(91,825)	770,723	82,125	21,047	121,042	21,991	5,423
17.1 Other liability - occurrence	81,634	81,178	0	26,538	23,547	(47,387)	59,332	5,253	(15,828)	10,560	9,202	1,278
17.2 Other liability - claims-Made	0	137	0	0	0	57	57	0	17	17	21	2
17.3 Excess workers' compensation	0	0	0	0	0	0	0	0	0	0	0	0
18.1 Products liability - occurrence	0	0	0	0	0	0	0	0	0	0	0	0
18.2 Products liability - claims-made	0	0	0	0	0	0	0	0	0	0	0	0
19.1 Private passenger auto no-fault (personal injury protection)	0	0	0	0	0	0	0	0	0	0	0	0
19.2 Other private passenger auto liability	0	0	0	0	0	0	0	0	0	0	0	0
19.3 Commercial auto no-fault (personal injury protection)	0	0	0	0	0	(1)	1	0	0	0	0	0
19.4 Other commercial auto liability	178,138	168,380	0	76,716	36,807	132,112	265,959	1,000	(11)	26,475	18,742	2,788
21.1 Private passenger auto physical damage	0	0	0	0	0	0	0	0	0	0	0	0
21.2 Commercial auto physical damage	68,761	53,376	0	35,888	687	(10,347)	9,583	0	(141)	1,303	7,183	1,076
22. Aircraft (all perils)	0	0	0	0	0	0	0	0	0	0	0	0
23. Fidelity	0	0	0	0	0	0	0	0	0	0	0	0
24. Surety	0	0	0	0	0	0	0	0	0	0	0	0
26. Burglary and theft	0	0	0	0	0	0	0	0	0	0	0	0
27. Boiler and machinery	670	530	0	140	0	26	26	0	5	5	80	10
28. Credit	0	0	0	0	0	0	0	0	0	0	0	0
29. International	0	0	0	0	0	0	0	0	0	0	0	0
30. Warranty	0	0	0	0	0	0	0	0	0	0	0	0
31. Reins nonproportional assumed property	XXX	XXX	XXX	XXX	XXX	XXX	XXX	XXX	XXX	XXX	XXX	XXX
32. Reins nonproportional assumed liability	XXX	XXX	XXX	XXX	XXX	XXX	XXX	XXX	XXX	XXX	XXX	XXX
33. Reins nonproportional assumed financial lines	XXX	XXX	XXX	XXX	XXX	XXX	XXX	XXX	XXX	XXX	XXX	XXX
34. Aggregate write-ins for other lines of business	0	0	0	0	0	0	0	0	0	0	0	0
35. Total (a)	696,183	725,670	0	212,763	246,286	(10,667)	1,112,849	88,378	6,648	161,358	59,725	10,897
<b>DETAILS OF WRITE-INS</b>												
3401.												
3402.												
3403.												
3498. Summary of remaining write-ins for Line 34 from overflow page	0	0	0	0	0	0	0	0	0	0	0	0
3499. Totals (Lines 3401 through 3403 plus 3498)(Line 34 above)	0	0	0	0	0	0	0	0	0	0	0	0

(a) Finance and service charges not included in Lines 1 to 35 \$ .....0  
 (b) For health business on indicated lines report: Number of persons insured under PPO managed care products .....0 and number of persons insured under indemnity only products .....0 .

19.1D



**ANNUAL STATEMENT FOR THE YEAR 2025 OF THE VANLINER INSURANCE COMPANY**  
**EXHIBIT OF PREMIUMS AND LOSSES (Statutory Page 14)**

NAIC Group Code 0084

BUSINESS IN THE STATE OF Illinois

DURING THE YEAR 2025

NAIC Company Code 21172

Line of Business	Gross Premiums, Including Policy and Membership Fees, Less Return Premiums and Premiums on Policies not Taken		3 Dividends Paid or Credited to Policyholders on Direct Business	4 Direct Unearned Premium Reserves	5 Direct Losses Paid (deducting salvage)	6 Direct Losses Incurred	7 Direct Losses Unpaid	8 Direct Defense and Cost Containment Expense Paid	9 Direct Defense and Cost Containment Expense Incurred	10 Direct Defense and Cost Containment Expense Unpaid	11 Commissions and Brokerage Expenses	12 Taxes, Licenses and Fees
	1 Direct Premiums Written	2 Direct Premiums Earned										
1. Fire	0	0	0	0	0	57	57	0	10	10	0	0
2.1 Allied lines	0	0	0	0	0	53	53	0	9	9	0	0
2.2 Multiple peril crop	0	0	0	0	0	0	0	0	0	0	0	0
2.3 Federal flood	0	0	0	0	0	0	0	0	0	0	0	0
2.4 Private crop	0	0	0	0	0	0	0	0	0	0	0	0
2.5 Private flood	0	0	0	0	0	0	0	0	0	0	0	0
3. Farmowners multiple peril	0	0	0	0	0	0	0	0	0	0	0	0
4. Homeowners multiple peril	0	0	0	0	0	0	0	0	0	0	0	0
5.1 Commercial multiple peril (non-liability portion)	480,853	463,409	0	217,650	0	82,667	171,089	0	11,086	48,518	63,992	7,679
5.2 Commercial multiple peril (liability portion)	143,752	126,038	0	30,805	0	5,936	25,997	0	(542)	7,939	21,500	2,296
6. Mortgage guaranty	0	0	0	0	0	0	0	0	0	0	0	0
8. Ocean marine	0	0	0	0	0	0	0	0	0	0	0	0
9.1 Inland marine	102,358	102,111	0	50,398	0	(95)	12,724	0	(693)	914	13,558	1,635
9.2 Pet insurance plans	0	0	0	0	0	0	0	0	0	0	0	0
10. Financial guaranty	0	0	0	0	0	0	0	0	0	0	0	0
11.1 Medical professional liability - occurrence	0	0	0	0	0	0	0	0	0	0	0	0
11.2 Medical professional liability - claims-made	0	0	0	0	0	0	0	0	0	0	0	0
12. Earthquake	0	0	0	0	0	0	0	0	0	0	0	0
13.1 Comprehensive (hospital and medical) ind (b)	0	0	0	0	0	0	0	0	0	0	0	0
13.2 Comprehensive (hospital and medical) group (b)	0	0	0	0	0	0	0	0	0	0	0	0
14. Credit A&H (group and Individual)	0	0	0	0	0	0	0	0	0	0	0	0
15.1 Vision only (b)	0	0	0	0	0	0	0	0	0	0	0	0
15.2 Dental only (b)	0	0	0	0	0	0	0	0	0	0	0	0
15.3 Disability income (b)	0	0	0	0	0	0	0	0	0	0	0	0
15.4 Medicare supplement (b)	0	0	0	0	0	0	0	0	0	0	0	0
15.5 Medicaid Title XIX (b)	0	0	0	0	0	0	0	0	0	0	0	0
15.6 Medicare Title XVIII (b)	0	0	0	0	0	0	0	0	0	0	0	0
15.7 Long-term care (b)	0	0	0	0	0	0	0	0	0	0	0	0
15.8 Federal employees health benefits plan (b)	0	0	0	0	0	0	0	0	0	0	0	0
15.9 Other health (b)	0	0	0	0	0	0	0	0	0	0	0	0
16. Workers' compensation	4,669,851	4,429,777	0	1,683,995	2,401,523	2,809,727	8,186,614	238,035	278,476	1,124,754	252,750	74,164
17.1 Other liability - occurrence	4,048,549	2,660,641	0	2,552,746	2,131,066	1,699,030	1,738,691	172,982	85,822	362,607	332,910	64,448
17.2 Other liability - claims-Made	4,834	4,874	0	2,728	0	(1,170)	22,741	0	(2,576)	6,806	494	77
17.3 Excess workers' compensation	0	0	0	0	0	0	0	0	0	0	0	0
18.1 Products liability - occurrence	0	0	0	0	0	0	0	0	0	0	0	0
18.2 Products liability - claims-made	0	0	0	0	0	0	0	0	0	0	0	0
19.1 Private passenger auto no-fault (personal injury protection)	0	0	0	0	0	0	0	0	0	0	0	0
19.2 Other private passenger auto liability	0	0	0	0	0	0	0	0	0	0	0	0
19.3 Commercial auto no-fault (personal injury protection)	0	0	0	0	0	3	5	0	0	0	0	0
19.4 Other commercial auto liability	4,018,734	4,517,003	0	2,407,091	1,674,114	1,634,909	5,514,913	46,621	70,944	614,519	328,010	63,972
21.1 Private passenger auto physical damage	0	0	0	0	0	0	0	0	0	0	0	0
21.2 Commercial auto physical damage	1,140,707	1,141,615	0	464,339	189,504	381,600	410,698	0	9,096	44,604	135,953	18,217
22. Aircraft (all perils)	0	0	0	0	0	0	0	0	0	0	0	0
23. Fidelity	0	0	0	0	0	0	0	0	0	0	0	0
24. Surety	0	0	0	0	0	0	0	0	0	0	0	0
26. Burglary and theft	0	0	0	0	0	156	436	0	28	77	0	0
27. Boiler and machinery	0	0	0	0	0	1,184	1,326	0	209	234	0	0
28. Credit	0	0	0	0	0	0	0	0	0	0	0	0
29. International	0	0	0	0	0	0	0	0	0	0	0	0
30. Warranty	0	0	0	0	0	0	0	0	0	0	0	0
31. Reins nonproportional assumed property	XXX	XXX	XXX	XXX	XXX	XXX	XXX	XXX	XXX	XXX	XXX	XXX
32. Reins nonproportional assumed liability	XXX	XXX	XXX	XXX	XXX	XXX	XXX	XXX	XXX	XXX	XXX	XXX
33. Reins nonproportional assumed financial lines	XXX	XXX	XXX	XXX	XXX	XXX	XXX	XXX	XXX	XXX	XXX	XXX
34. Aggregate write-ins for other lines of business	0	0	0	0	0	0	0	0	0	0	0	0
35. Total (a)	14,609,639	13,445,469	0	7,409,750	6,396,207	6,614,057	16,085,346	457,638	451,869	2,210,993	1,149,168	232,487
<b>DETAILS OF WRITE-INS</b>												
3401.												
3402.												
3403.												
3498. Summary of remaining write-ins for Line 34 from overflow page	0	0	0	0	0	0	0	0	0	0	0	0
3499. Totals (Lines 3401 through 3403 plus 3498)(Line 34 above)	0	0	0	0	0	0	0	0	0	0	0	0

(a) Finance and service charges not included in Lines 1 to 35 \$ .....0  
 (b) For health business on indicated lines report: Number of persons insured under PPO managed care products .....0 and number of persons insured under indemnity only products .....0

19.1L



**ANNUAL STATEMENT FOR THE YEAR 2025 OF THE VANLINER INSURANCE COMPANY**  
**EXHIBIT OF PREMIUMS AND LOSSES (Statutory Page 14)**

NAIC Group Code 0084

BUSINESS IN THE STATE OF Indiana

DURING THE YEAR 2025

NAIC Company Code 21172

Line of Business	Gross Premiums, Including Policy and Membership Fees, Less Return Premiums and Premiums on Policies not Taken		3 Dividends Paid or Credited to Policyholders on Direct Business	4 Direct Unearned Premium Reserves	5 Direct Losses Paid (deducting salvage)	6 Direct Losses Incurred	7 Direct Losses Unpaid	8 Direct Defense and Cost Containment Expense Paid	9 Direct Defense and Cost Containment Expense Incurred	10 Direct Defense and Cost Containment Expense Unpaid	11 Commissions and Brokerage Expenses	12 Taxes, Licenses and Fees
	1 Direct Premiums Written	2 Direct Premiums Earned										
1. Fire	0	0	0	0	0	1	1	0	0	0	0	0
2.1 Allied lines	0	0	0	0	0	3	3	0	0	0	0	0
2.2 Multiple peril crop	0	0	0	0	0	0	0	0	0	0	0	0
2.3 Federal flood	0	0	0	0	0	0	0	0	0	0	0	0
2.4 Private crop	0	0	0	0	0	0	0	0	0	0	0	0
2.5 Private flood	0	0	0	0	0	0	0	0	0	0	0	0
3. Farmowners multiple peril	0	0	0	0	0	0	0	0	0	0	0	0
4. Homeowners multiple peril	0	0	0	0	0	0	0	0	0	0	0	0
5.1 Commercial multiple peril (non-liability portion)	67,259	60,968	0	17,019	0	14,811	18,790	0	3,270	5,329	7,877	1,133
5.2 Commercial multiple peril (liability portion)	97,875	101,629	0	40,253	0	(11,115)	19,751	1,374	(20,640)	5,897	14,505	1,649
6. Mortgage guaranty	0	0	0	0	0	0	0	0	0	0	0	0
8. Ocean marine	0	0	0	0	0	0	0	0	0	0	0	0
9.1 Inland marine	5,913	4,164	0	1,904	0	1,063	1,233	0	76	89	868	100
9.2 Pet insurance plans	0	0	0	0	0	0	0	0	0	0	0	0
10. Financial guaranty	0	0	0	0	0	0	0	0	0	0	0	0
11.1 Medical professional liability - occurrence	0	0	0	0	0	0	0	0	0	0	0	0
11.2 Medical professional liability - claims-made	0	0	0	0	0	0	0	0	0	0	0	0
12. Earthquake	0	0	0	0	0	0	0	0	0	0	0	0
13.1 Comprehensive (hospital and medical) ind (b)	0	0	0	0	0	0	0	0	0	0	0	0
13.2 Comprehensive (hospital and medical) group (b)	0	0	0	0	0	0	0	0	0	0	0	0
14. Credit A&H (group and Individual)	0	0	0	0	0	0	0	0	0	0	0	0
15.1 Vision only (b)	0	0	0	0	0	0	0	0	0	0	0	0
15.2 Dental only (b)	0	0	0	0	0	0	0	0	0	0	0	0
15.3 Disability income (b)	0	0	0	0	0	0	0	0	0	0	0	0
15.4 Medicare supplement (b)	0	0	0	0	0	0	0	0	0	0	0	0
15.5 Medicaid Title XIX (b)	0	0	0	0	0	0	0	0	0	0	0	0
15.6 Medicare Title XVIII (b)	0	0	0	0	0	0	0	0	0	0	0	0
15.7 Long-term care (b)	0	0	0	0	0	0	0	0	0	0	0	0
15.8 Federal employees health benefits plan (b)	0	0	0	0	0	0	0	0	0	0	0	0
15.9 Other health (b)	0	0	0	0	0	0	0	0	0	0	0	0
16. Workers' compensation	2,497,683	2,579,092	0	677,201	1,025,191	875,652	3,597,144	97,416	86,517	484,535	139,547	41,107
17.1 Other liability - occurrence	165,825	267,655	0	42,001	29,444	128,676	331,397	7,588	18,184	59,485	18,311	2,795
17.2 Other liability - claims-Made	250	312	0	83	0	(2,003)	1,470	0	(1,232)	440	38	4
17.3 Excess workers' compensation	0	0	0	0	0	0	0	0	0	0	0	0
18.1 Products liability - occurrence	0	0	0	0	0	0	0	0	0	0	0	0
18.2 Products liability - claims-made	0	0	0	0	0	0	0	0	0	0	0	0
19.1 Private passenger auto no-fault (personal injury protection)	0	0	0	0	0	0	0	0	0	0	0	0
19.2 Other private passenger auto liability	0	0	0	0	0	0	0	0	0	0	0	0
19.3 Commercial auto no-fault (personal injury protection)	0	0	0	0	0	1	2	0	0	0	0	0
19.4 Other commercial auto liability	1,451,806	1,519,488	0	442,740	236,705	768,420	2,032,378	33,149	98,323	239,272	138,117	24,467
21.1 Private passenger auto physical damage	0	0	0	0	0	0	0	0	0	0	0	0
21.2 Commercial auto physical damage	283,156	283,514	0	79,390	35,928	109,078	157,414	0	4,580	17,792	40,200	4,772
22. Aircraft (all perils)	0	0	0	0	0	0	0	0	0	0	0	0
23. Fidelity	0	0	0	0	0	0	0	0	0	0	0	0
24. Surety	0	0	0	0	0	0	0	0	0	0	0	0
26. Burglary and theft	0	0	0	0	0	0	0	0	0	0	0	0
27. Boiler and machinery	0	0	0	0	0	7	37	0	1	6	0	0
28. Credit	0	0	0	0	0	0	0	0	0	0	0	0
29. International	0	0	0	0	0	0	0	0	0	0	0	0
30. Warranty	0	0	0	0	0	0	0	0	0	0	0	0
31. Reins nonproportional assumed property	XXX	XXX	XXX	XXX	XXX	XXX	XXX	XXX	XXX	XXX	XXX	XXX
32. Reins nonproportional assumed liability	XXX	XXX	XXX	XXX	XXX	XXX	XXX	XXX	XXX	XXX	XXX	XXX
33. Reins nonproportional assumed financial lines	XXX	XXX	XXX	XXX	XXX	XXX	XXX	XXX	XXX	XXX	XXX	XXX
34. Aggregate write-ins for other lines of business	0	0	0	0	0	0	0	0	0	0	0	0
35. Total (a)	4,569,767	4,816,823	0	1,300,591	1,327,268	1,884,594	6,159,620	139,526	189,080	812,845	359,461	76,027
<b>DETAILS OF WRITE-INS</b>												
3401.												
3402.												
3403.												
3498. Summary of remaining write-ins for Line 34 from overflow page	0	0	0	0	0	0	0	0	0	0	0	0
3499. Totals (Lines 3401 through 3403 plus 3498)(Line 34 above)	0	0	0	0	0	0	0	0	0	0	0	0

(a) Finance and service charges not included in Lines 1 to 35 \$ .....0  
 (b) For health business on indicated lines report: Number of persons insured under PPO managed care products .....0 and number of persons insured under indemnity only products .....0

19.1N



**ANNUAL STATEMENT FOR THE YEAR 2025 OF THE VANLINER INSURANCE COMPANY**  
**EXHIBIT OF PREMIUMS AND LOSSES (Statutory Page 14)**

NAIC Group Code 0084

BUSINESS IN THE STATE OF Iowa

DURING THE YEAR 2025

NAIC Company Code 21172

Line of Business	Gross Premiums, Including Policy and Membership Fees, Less Return Premiums and Premiums on Policies not Taken		3 Dividends Paid or Credited to Policyholders on Direct Business	4 Direct Unearned Premium Reserves	5 Direct Losses Paid (deducting salvage)	6 Direct Losses Incurred	7 Direct Losses Unpaid	8 Direct Defense and Cost Containment Expense Paid	9 Direct Defense and Cost Containment Expense Incurred	10 Direct Defense and Cost Containment Expense Unpaid	11 Commissions and Brokerage Expenses	12 Taxes, Licenses and Fees
	1 Direct Premiums Written	2 Direct Premiums Earned										
1. Fire	0	0	0	0	0	0	0	0	0	0	0	0
2.1 Allied lines	0	0	0	0	0	0	0	0	0	0	0	0
2.2 Multiple peril crop	0	0	0	0	0	0	0	0	0	0	0	0
2.3 Federal flood	0	0	0	0	0	0	0	0	0	0	0	0
2.4 Private crop	0	0	0	0	0	0	0	0	0	0	0	0
2.5 Private flood	0	0	0	0	0	0	0	0	0	0	0	0
3. Farmowners multiple peril	0	0	0	0	0	0	0	0	0	0	0	0
4. Homeowners multiple peril	0	0	0	0	0	0	0	0	0	0	0	0
5.1 Commercial multiple peril (non-liability portion)	67,151	78,688	0	41,111	0	18,326	35,096	0	2,783	9,953	10,073	1,373
5.2 Commercial multiple peril (liability portion)	3,977	6,708	0	1,235	0	13,358	14,491	0	3,859	4,327	597	81
6. Mortgage guaranty	0	0	0	0	0	0	0	0	0	0	0	0
8. Ocean marine	0	0	0	0	0	0	0	0	0	0	0	0
9.1 Inland marine	9,916	9,325	0	3,468	0	1,241	1,596	0	86	115	1,487	203
9.2 Pet insurance plans	0	0	0	0	0	0	0	0	0	0	0	0
10. Financial guaranty	0	0	0	0	0	0	0	0	0	0	0	0
11.1 Medical professional liability - occurrence	0	0	0	0	0	0	0	0	0	0	0	0
11.2 Medical professional liability - claims-made	0	0	0	0	0	0	0	0	0	0	0	0
12. Earthquake	0	0	0	0	0	0	0	0	0	0	0	0
13.1 Comprehensive (hospital and medical) ind (b)	0	0	0	0	0	0	0	0	0	0	0	0
13.2 Comprehensive (hospital and medical) group (b)	0	0	0	0	0	0	0	0	0	0	0	0
14. Credit A&H (group and Individual)	0	0	0	0	0	0	0	0	0	0	0	0
15.1 Vision only (b)	0	0	0	0	0	0	0	0	0	0	0	0
15.2 Dental only (b)	0	0	0	0	0	0	0	0	0	0	0	0
15.3 Disability income (b)	0	0	0	0	0	0	0	0	0	0	0	0
15.4 Medicare supplement (b)	0	0	0	0	0	0	0	0	0	0	0	0
15.5 Medicaid Title XIX (b)	0	0	0	0	0	0	0	0	0	0	0	0
15.6 Medicare Title XVIII (b)	0	0	0	0	0	0	0	0	0	0	0	0
15.7 Long-term care (b)	0	0	0	0	0	0	0	0	0	0	0	0
15.8 Federal employees health benefits plan (b)	0	0	0	0	0	0	0	0	0	0	0	0
15.9 Other health (b)	0	0	0	0	0	0	0	0	0	0	0	0
16. Workers' compensation	594,340	504,308	0	217,900	290,681	487,664	715,185	17,514	36,471	82,532	26,290	12,263
17.1 Other liability - occurrence	290,281	277,516	0	149,850	35,555	182,621	337,012	14,997	39,319	61,254	27,862	5,991
17.2 Other liability - claims-Made	2,000	1,563	0	937	0	94	8,642	0	(1,895)	2,586	250	41
17.3 Excess workers' compensation	0	0	0	0	0	0	0	0	0	0	0	0
18.1 Products liability - occurrence	0	0	0	0	0	0	0	0	0	0	0	0
18.2 Products liability - claims-made	0	0	0	0	0	0	0	0	0	0	0	0
19.1 Private passenger auto no-fault (personal injury protection)	0	0	0	0	0	0	0	0	0	0	0	0
19.2 Other private passenger auto liability	0	0	0	0	0	0	0	0	0	0	0	0
19.3 Commercial auto no-fault (personal injury protection)	0	0	0	0	0	3	3	0	0	0	0	0
19.4 Other commercial auto liability	506,008	441,665	0	197,621	264,630	128,690	798,100	4,923	26,510	85,557	55,743	10,403
21.1 Private passenger auto physical damage	0	0	0	0	0	0	0	0	0	0	0	0
21.2 Commercial auto physical damage	150,328	128,284	0	55,866	17,063	27,845	38,717	0	1,030	4,448	16,460	3,075
22. Aircraft (all perils)	0	0	0	0	0	0	0	0	0	0	0	0
23. Fidelity	0	0	0	0	0	0	0	0	0	0	0	0
24. Surety	0	0	0	0	0	0	0	0	0	0	0	0
26. Burglary and theft	0	0	0	0	0	0	0	0	0	0	0	0
27. Boiler and machinery	0	0	0	0	0	76	25	0	13	4	0	0
28. Credit	0	0	0	0	0	0	0	0	0	0	0	0
29. International	0	0	0	0	0	0	0	0	0	0	0	0
30. Warranty	0	0	0	0	0	0	0	0	0	0	0	0
31. Reins nonproportional assumed property	XXX	XXX	XXX	XXX	XXX	XXX	XXX	XXX	XXX	XXX	XXX	XXX
32. Reins nonproportional assumed liability	XXX	XXX	XXX	XXX	XXX	XXX	XXX	XXX	XXX	XXX	XXX	XXX
33. Reins nonproportional assumed financial lines	XXX	XXX	XXX	XXX	XXX	XXX	XXX	XXX	XXX	XXX	XXX	XXX
34. Aggregate write-ins for other lines of business	0	0	0	0	0	0	0	0	0	0	0	0
35. Total (a)	1,624,001	1,448,058	0	667,989	607,929	859,921	1,948,870	37,434	108,177	250,777	138,762	33,430
<b>DETAILS OF WRITE-INS</b>												
3401.												
3402.												
3403.												
3498. Summary of remaining write-ins for Line 34 from overflow page	0	0	0	0	0	0	0	0	0	0	0	0
3499. Totals (Lines 3401 through 3403 plus 3498)(Line 34 above)	0	0	0	0	0	0	0	0	0	0	0	0

(a) Finance and service charges not included in Lines 1 to 35 \$ 0

(b) For health business on indicated lines report: Number of persons insured under PPO managed care products 0 and number of persons insured under indemnity only products 0

191A



ANNUAL STATEMENT FOR THE YEAR 2025 OF THE VANLINER INSURANCE COMPANY

EXHIBIT OF PREMIUMS AND LOSSES (Statutory Page 14)

NAIC Group Code 0084

BUSINESS IN THE STATE OF Kansas

DURING THE YEAR 2025

NAIC Company Code 21172

Table with 12 columns: Line of Business, Direct Premiums Written, Direct Premiums Earned, Dividends Paid or Credited to Policyholders on Direct Business, Direct Unearned Premium Reserves, Direct Losses Paid (deducting salvage), Direct Losses Incurred, Direct Losses Unpaid, Direct Defense and Cost Containment Expense Paid, Direct Defense and Cost Containment Expense Incurred, Direct Defense and Cost Containment Expense Unpaid, Commissions and Brokerage Expenses, Taxes, Licenses and Fees. Rows include various insurance categories like Fire, Multiple peril crop, Commercial multiple peril, etc.

(a) Finance and service charges not included in Lines 1 to 35 \$ .....0
(b) For health business on indicated lines report: Number of persons insured under PPO managed care products .....0 and number of persons insured under indemnity only products .....0 .

19 KS



**ANNUAL STATEMENT FOR THE YEAR 2025 OF THE VANLINER INSURANCE COMPANY**  
**EXHIBIT OF PREMIUMS AND LOSSES (Statutory Page 14)**

NAIC Group Code 0084

BUSINESS IN THE STATE OF Kentucky

DURING THE YEAR 2025

NAIC Company Code 21172

Line of Business	Gross Premiums, Including Policy and Membership Fees, Less Return Premiums and Premiums on Policies not Taken		3 Dividends Paid or Credited to Policyholders on Direct Business	4 Direct Unearned Premium Reserves	5 Direct Losses Paid (deducting salvage)	6 Direct Losses Incurred	7 Direct Losses Unpaid	8 Direct Defense and Cost Containment Expense Paid	9 Direct Defense and Cost Containment Expense Incurred	10 Direct Defense and Cost Containment Expense Unpaid	11 Commissions and Brokerage Expenses	12 Taxes, Licenses and Fees
	1 Direct Premiums Written	2 Direct Premiums Earned										
1. Fire	0	0	0	0	0	87	87	0	15	15	0	0
2.1 Allied lines	0	0	0	0	0	59	59	0	0	0	0	0
2.2 Multiple peril crop	0	0	0	0	0	0	0	0	0	0	0	0
2.3 Federal flood	0	0	0	0	0	0	0	0	0	0	0	0
2.4 Private crop	0	0	0	0	0	0	0	0	0	0	0	0
2.5 Private flood	0	0	0	0	0	0	0	0	0	0	0	0
3. Farmowners multiple peril	0	0	0	0	0	0	0	0	0	0	0	0
4. Homeowners multiple peril	0	0	0	0	0	0	0	0	0	0	0	0
5.1 Commercial multiple peril (non-liability portion)	55,616	52,018	0	30,627	0	13,139	21,044	0	1,831	5,968	8,899	1,171
5.2 Commercial multiple peril (liability portion)	14,387	13,123	0	7,923	0	(149)	1,990	0	(397)	594	2,302	303
6. Mortgage guaranty	0	0	0	0	0	0	0	0	0	0	0	0
8. Ocean marine	0	0	0	0	0	0	0	0	0	0	0	0
9.1 Inland marine	2,253	2,508	0	1,241	0	977	906	0	104	65	451	126
9.2 Pet insurance plans	0	0	0	0	0	0	0	0	0	0	0	0
10. Financial guaranty	0	0	0	0	0	0	0	0	0	0	0	0
11.1 Medical professional liability - occurrence	0	0	0	0	0	0	0	0	0	0	0	0
11.2 Medical professional liability - claims-made	0	0	0	0	0	0	0	0	0	0	0	0
12. Earthquake	0	0	0	0	0	0	0	0	0	0	0	0
13.1 Comprehensive (hospital and medical) ind (b)	0	0	0	0	0	0	0	0	0	0	0	0
13.2 Comprehensive (hospital and medical) group (b)	0	0	0	0	0	0	0	0	0	0	0	0
14. Credit A&H (group and Individual)	0	0	0	0	0	0	0	0	0	0	0	0
15.1 Vision only (b)	0	0	0	0	0	0	0	0	0	0	0	0
15.2 Dental only (b)	0	0	0	0	0	0	0	0	0	0	0	0
15.3 Disability income (b)	0	0	0	0	0	0	0	0	0	0	0	0
15.4 Medicare supplement (b)	0	0	0	0	0	0	0	0	0	0	0	0
15.5 Medicaid Title XIX (b)	0	0	0	0	0	0	0	0	0	0	0	0
15.6 Medicare Title XVIII (b)	0	0	0	0	0	0	0	0	0	0	0	0
15.7 Long-term care (b)	0	0	0	0	0	0	0	0	0	0	0	0
15.8 Federal employees health benefits plan (b)	0	0	0	0	0	0	0	0	0	0	0	0
15.9 Other health (b)	0	0	0	0	0	0	0	0	0	0	0	0
16. Workers' compensation	1,247,764	1,336,375	0	334,199	1,762,637	1,475,176	3,409,393	149,755	142,419	395,173	67,900	6,429
17.1 Other liability - occurrence	242,679	230,672	0	132,096	9,622	74,091	184,518	0	3,780	32,825	24,106	7,067
17.2 Other liability - claims-Made	0	0	0	0	0	754	0	0	0	226	0	0
17.3 Excess workers' compensation	0	0	0	0	0	0	0	0	0	0	0	0
18.1 Products liability - occurrence	0	0	0	0	0	0	0	0	0	0	0	0
18.2 Products liability - claims-made	0	0	0	0	0	0	0	0	0	0	0	0
19.1 Private passenger auto no-fault (personal injury protection)	0	0	0	0	0	0	0	0	0	0	0	0
19.2 Other private passenger auto liability	0	0	0	0	0	0	0	0	0	0	0	0
19.3 Commercial auto no-fault (personal injury protection)	11,774	12,336	0	6,415	0	17	27	0	(1)	1	1,604	340
19.4 Other commercial auto liability	363,058	415,993	0	260,048	408,099	358,168	602,655	6,771	11,608	71,119	52,311	8,896
21.1 Private passenger auto physical damage	0	0	0	0	0	0	0	0	0	0	0	0
21.2 Commercial auto physical damage	197,476	188,225	0	108,560	53,164	112,388	64,058	0	6,228	6,752	29,365	5,023
22. Aircraft (all perils)	0	0	0	0	0	0	0	0	0	0	0	0
23. Fidelity	0	0	0	0	0	0	0	0	0	0	0	0
24. Surety	0	0	0	0	0	0	0	0	0	0	0	0
26. Burglary and theft	0	0	0	0	0	0	0	0	0	0	0	0
27. Boiler and machinery	0	0	0	0	0	682	684	0	120	121	0	0
28. Credit	0	0	0	0	0	0	0	0	0	0	0	0
29. International	0	0	0	0	0	0	0	0	0	0	0	0
30. Warranty	0	0	0	0	0	0	0	0	0	0	0	0
31. Reins nonproportional assumed property	XXX	XXX	XXX	XXX	XXX	XXX	XXX	XXX	XXX	XXX	XXX	XXX
32. Reins nonproportional assumed liability	XXX	XXX	XXX	XXX	XXX	XXX	XXX	XXX	XXX	XXX	XXX	XXX
33. Reins nonproportional assumed financial lines	XXX	XXX	XXX	XXX	XXX	XXX	XXX	XXX	XXX	XXX	XXX	XXX
34. Aggregate write-ins for other lines of business	0	0	0	0	0	0	0	0	0	0	0	0
35. Total (a)	2,135,007	2,251,248	0	881,108	2,233,522	2,035,389	4,286,175	156,526	165,944	512,869	186,937	29,355
<b>DETAILS OF WRITE-INS</b>												
3401.												
3402.												
3403.												
3498. Summary of remaining write-ins for Line 34 from overflow page	0	0	0	0	0	0	0	0	0	0	0	0
3499. Totals (Lines 3401 through 3403 plus 3498)(Line 34 above)	0	0	0	0	0	0	0	0	0	0	0	0

(a) Finance and service charges not included in Lines 1 to 35 \$ 0

(b) For health business on indicated lines report: Number of persons insured under PPO managed care products 0 and number of persons insured under indemnity only products 0

19 KY



ANNUAL STATEMENT FOR THE YEAR 2025 OF THE VANLINER INSURANCE COMPANY

EXHIBIT OF PREMIUMS AND LOSSES (Statutory Page 14)

NAIC Group Code 0084

BUSINESS IN THE STATE OF Louisiana

DURING THE YEAR 2025

NAIC Company Code 21172

Table with 12 columns: Line of Business, Direct Premiums Written, Direct Premiums Earned, Dividends Paid or Credited to Policyholders on Direct Business, Direct Unearned Premium Reserves, Direct Losses Paid (deducting salvage), Direct Losses Incurred, Direct Losses Unpaid, Direct Defense and Cost Containment Expense Paid, Direct Defense and Cost Containment Expense Incurred, Direct Defense and Cost Containment Expense Unpaid, Commissions and Brokerage Expenses, Taxes, Licenses and Fees. Rows include various insurance types like Fire, Multiple peril, Federal flood, etc., and a total row at the bottom.

(a) Finance and service charges not included in Lines 1 to 35 \$ .....0
(b) For health business on indicated lines report: Number of persons insured under PPO managed care products .....0 and number of persons insured under indemnity only products .....0 .

191A



**ANNUAL STATEMENT FOR THE YEAR 2025 OF THE VANLINER INSURANCE COMPANY**  
**EXHIBIT OF PREMIUMS AND LOSSES (Statutory Page 14)**

NAIC Group Code 0084

BUSINESS IN THE STATE OF Maine

DURING THE YEAR 2025

NAIC Company Code 21172

Line of Business	Gross Premiums, Including Policy and Membership Fees, Less Return Premiums and Premiums on Policies not Taken		3 Dividends Paid or Credited to Policyholders on Direct Business	4 Direct Unearned Premium Reserves	5 Direct Losses Paid (deducting salvage)	6 Direct Losses Incurred	7 Direct Losses Unpaid	8 Direct Defense and Cost Containment Expense Paid	9 Direct Defense and Cost Containment Expense Incurred	10 Direct Defense and Cost Containment Expense Unpaid	11 Commissions and Brokerage Expenses	12 Taxes, Licenses and Fees
	1 Direct Premiums Written	2 Direct Premiums Earned										
1. Fire	0	0	0	0	0	0	0	0	0	0	0	0
2.1 Allied lines	0	0	0	0	0	0	0	0	0	0	0	0
2.2 Multiple peril crop	0	0	0	0	0	0	0	0	0	0	0	0
2.3 Federal flood	0	0	0	0	0	0	0	0	0	0	0	0
2.4 Private crop	0	0	0	0	0	0	0	0	0	0	0	0
2.5 Private flood	0	0	0	0	0	0	0	0	0	0	0	0
3. Farmowners multiple peril	0	0	0	0	0	0	0	0	0	0	0	0
4. Homeowners multiple peril	0	0	0	0	0	0	0	0	0	0	0	0
5.1 Commercial multiple peril (non-liability portion)	0	38	0	0	0	1,677	5,324	(50)	1,510	0	0	0
5.2 Commercial multiple peril (liability portion)	0	58	0	0	0	(133)	86	(63)	26	0	0	0
6. Mortgage guaranty	0	0	0	0	0	0	0	0	0	0	0	0
8. Ocean marine	0	0	0	0	0	0	0	0	0	0	0	0
9.1 Inland marine	3,756	3,756	0	936	0	794	1,178	53	85	207	78	0
9.2 Pet insurance plans	0	0	0	0	0	0	0	0	0	0	0	0
10. Financial guaranty	0	0	0	0	0	0	0	0	0	0	0	0
11.1 Medical professional liability - occurrence	0	0	0	0	0	0	0	0	0	0	0	0
11.2 Medical professional liability - claims-made	0	0	0	0	0	0	0	0	0	0	0	0
12. Earthquake	0	0	0	0	0	0	0	0	0	0	0	0
13.1 Comprehensive (hospital and medical) ind (b)	0	0	0	0	0	0	0	0	0	0	0	0
13.2 Comprehensive (hospital and medical) group (b)	0	0	0	0	0	0	0	0	0	0	0	0
14. Credit A&H (group and Individual)	0	0	0	0	0	0	0	0	0	0	0	0
15.1 Vision only (b)	0	0	0	0	0	0	0	0	0	0	0	0
15.2 Dental only (b)	0	0	0	0	0	0	0	0	0	0	0	0
15.3 Disability income (b)	0	0	0	0	0	0	0	0	0	0	0	0
15.4 Medicare supplement (b)	0	0	0	0	0	0	0	0	0	0	0	0
15.5 Medicaid Title XIX (b)	0	0	0	0	0	0	0	0	0	0	0	0
15.6 Medicare Title XVIII (b)	0	0	0	0	0	0	0	0	0	0	0	0
15.7 Long-term care (b)	0	0	0	0	0	0	0	0	0	0	0	0
15.8 Federal employees health benefits plan (b)	0	0	0	0	0	0	0	0	0	0	0	0
15.9 Other health (b)	0	0	0	0	0	0	0	0	0	0	0	0
16. Workers' compensation	1,251,747	1,184,182	0	154,401	282,869	68,072	1,117,388	28,281	40,456	131,766	18,281	8,552
17.1 Other liability - occurrence	126,777	123,782	0	31,620	0	(2,389)	106,340	0	(2,675)	17,981	7,787	2,618
17.2 Other liability - claims-Made	250	0	0	62	0	(401)	0	0	(419)	500	20	5
17.3 Excess workers' compensation	0	0	0	0	0	0	0	0	0	0	0	0
18.1 Products liability - occurrence	0	0	0	0	0	0	0	0	0	0	0	0
18.2 Products liability - claims-made	0	0	0	0	0	0	0	0	0	0	0	0
19.1 Private passenger auto no-fault (personal injury protection)	0	0	0	0	0	0	0	0	0	0	0	0
19.2 Other private passenger auto liability	0	0	0	0	0	0	0	0	0	0	0	0
19.3 Commercial auto no-fault (personal injury protection)	0	0	0	0	0	0	0	0	0	0	0	0
19.4 Other commercial auto liability	89,344	89,235	0	22,881	208,522	191,410	212,760	(2,806)	26,898	7,179	1,845	0
21.1 Private passenger auto physical damage	0	0	0	0	0	0	0	0	0	0	0	0
21.2 Commercial auto physical damage	19,159	19,185	0	4,763	2,895	(9,806)	9,159	0	(1,189)	1,244	1,528	396
22. Aircraft (all perils)	0	0	0	0	0	0	0	0	0	0	0	0
23. Fidelity	0	0	0	0	0	0	0	0	0	0	0	0
24. Surety	0	0	0	0	0	0	0	0	0	0	0	0
26. Burglary and theft	0	0	0	0	0	174	174	0	31	31	0	0
27. Boiler and machinery	0	0	0	0	0	18	0	0	3	0	0	0
28. Credit	0	0	0	0	0	0	0	0	0	0	0	0
29. International	0	0	0	0	0	0	0	0	0	0	0	0
30. Warranty	0	0	0	0	0	0	0	0	0	0	0	0
31. Reins nonproportional assumed property	XXX	XXX	XXX	XXX	XXX	XXX	XXX	XXX	XXX	XXX	XXX	XXX
32. Reins nonproportional assumed liability	XXX	XXX	XXX	XXX	XXX	XXX	XXX	XXX	XXX	XXX	XXX	XXX
33. Reins nonproportional assumed financial lines	XXX	XXX	XXX	XXX	XXX	XXX	XXX	XXX	XXX	XXX	XXX	XXX
34. Aggregate write-ins for other lines of business	0	0	0	0	0	0	0	0	0	0	0	0
35. Total (a)	1,491,033	1,420,486	0	214,665	494,286	249,416	1,454,081	28,281	33,341	180,041	35,002	13,494
<b>DETAILS OF WRITE-INS</b>												
3401.												
3402.												
3403.												
3498. Summary of remaining write-ins for Line 34 from overflow page	0	0	0	0	0	0	0	0	0	0	0	0
3499. Totals (Lines 3401 through 3403 plus 3498)(Line 34 above)	0	0	0	0	0	0	0	0	0	0	0	0

(a) Finance and service charges not included in Lines 1 to 35 \$ 0

(b) For health business on indicated lines report: Number of persons insured under PPO managed care products 0 and number of persons insured under indemnity only products 0

19 ME



**ANNUAL STATEMENT FOR THE YEAR 2025 OF THE VANLINER INSURANCE COMPANY**  
**EXHIBIT OF PREMIUMS AND LOSSES (Statutory Page 14)**

NAIC Group Code 0084

BUSINESS IN THE STATE OF Maryland

DURING THE YEAR 2025

NAIC Company Code 21172

Line of Business	Gross Premiums, Including Policy and Membership Fees, Less Return Premiums and Premiums on Policies not Taken		3 Dividends Paid or Credited to Policyholders on Direct Business	4 Direct Unearned Premium Reserves	5 Direct Losses Paid (deducting salvage)	6 Direct Losses Incurred	7 Direct Losses Unpaid	8 Direct Defense and Cost Containment Expense Paid	9 Direct Defense and Cost Containment Expense Incurred	10 Direct Defense and Cost Containment Expense Unpaid	11 Commissions and Brokerage Expenses	12 Taxes, Licenses and Fees
	1 Direct Premiums Written	2 Direct Premiums Earned										
1. Fire	0	2,066	0	0	0	(5,115)	30	0	(903)	5	0	0
2.1 Allied lines	0	2,369	0	0	0	(5,664)	24	0	(999)	4	0	0
2.2 Multiple peril crop	0	0	0	0	0	0	0	0	0	0	0	0
2.3 Federal flood	0	0	0	0	0	0	0	0	0	0	0	0
2.4 Private crop	0	0	0	0	0	0	0	0	0	0	0	0
2.5 Private flood	0	0	0	0	0	0	0	0	0	0	0	0
3. Farmowners multiple peril	0	0	0	0	0	0	0	0	0	0	0	0
4. Homeowners multiple peril	0	0	0	0	0	0	0	0	0	0	0	0
5.1 Commercial multiple peril (non-liability portion)	51,627	42,579	0	16,914	0	44,434	51,374	0	11,716	14,569	5,212	1,066
5.2 Commercial multiple peril (liability portion)	8,548	1,764	0	7,052	0	2,539	5,426	0	587	1,620	1,354	177
6. Mortgage guaranty	0	0	0	0	0	0	0	0	0	0	0	0
8. Ocean marine	0	0	0	0	0	0	0	0	0	0	0	0
9.1 Inland marine	14,170	8,593	0	9,590	0	2,094	2,696	0	137	194	1,893	293
9.2 Pet insurance plans	0	0	0	0	0	0	0	0	0	0	0	0
10. Financial guaranty	0	0	0	0	0	0	0	0	0	0	0	0
11.1 Medical professional liability - occurrence	0	0	0	0	0	0	0	0	0	0	0	0
11.2 Medical professional liability - claims-made	0	0	0	0	0	0	0	0	0	0	0	0
12. Earthquake	0	0	0	0	0	0	0	0	0	0	0	0
13.1 Comprehensive (hospital and medical) ind (b)	0	0	0	0	0	0	0	0	0	0	0	0
13.2 Comprehensive (hospital and medical) group (b)	0	0	0	0	0	0	0	0	0	0	0	0
14. Credit A&H (group and Individual)	0	0	0	0	0	0	0	0	0	0	0	0
15.1 Vision only (b)	0	0	0	0	0	0	0	0	0	0	0	0
15.2 Dental only (b)	0	0	0	0	0	0	0	0	0	0	0	0
15.3 Disability income (b)	0	0	0	0	0	0	0	0	0	0	0	0
15.4 Medicare supplement (b)	0	0	0	0	0	0	0	0	0	0	0	0
15.5 Medicaid Title XIX (b)	0	0	0	0	0	0	0	0	0	0	0	0
15.6 Medicare Title XVIII (b)	0	0	0	0	0	0	0	0	0	0	0	0
15.7 Long-term care (b)	0	0	0	0	0	0	0	0	0	0	0	0
15.8 Federal employees health benefits plan (b)	0	0	0	0	0	0	0	0	0	0	0	0
15.9 Other health (b)	0	0	0	0	0	0	0	0	0	0	0	0
16. Workers' compensation	855,766	914,529	0	262,833	466,296	957,435	1,736,790	81,260	149,809	274,361	36,308	25,469
17.1 Other liability - occurrence	541,697	366,596	0	341,829	(1,337)	86,127	318,574	1,322	8,533	56,918	56,733	11,188
17.2 Other liability - claims-Made	1,573	1,009	0	1,009	0	2,296	6,236	0	(59)	1,866	168	32
17.3 Excess workers' compensation	0	0	0	0	0	0	0	0	0	0	0	0
18.1 Products liability - occurrence	0	0	0	0	0	0	0	0	0	0	0	0
18.2 Products liability - claims-made	0	0	0	0	0	0	0	0	0	0	0	0
19.1 Private passenger auto no-fault (personal injury protection)	0	0	0	0	0	0	0	0	0	0	0	0
19.2 Other private passenger auto liability	0	0	0	0	0	0	0	0	0	0	0	0
19.3 Commercial auto no-fault (personal injury protection)	21,116	9,453	0	14,764	10,000	12,552	2,559	0	1,501	1,502	2,377	436
19.4 Other commercial auto liability	2,511,545	2,131,974	0	1,342,593	305,848	1,885,108	3,862,867	38,195	190,590	339,856	135,756	51,870
21.1 Private passenger auto physical damage	0	0	0	0	0	0	0	0	0	0	0	0
21.2 Commercial auto physical damage	218,716	118,952	0	131,506	1,706	57,467	94,259	42	4,295	11,551	26,368	4,517
22. Aircraft (all perils)	0	0	0	0	0	0	0	0	0	0	0	0
23. Fidelity	0	0	0	0	0	0	0	0	0	0	0	0
24. Surety	0	0	0	0	0	0	0	0	0	0	0	0
26. Burglary and theft	0	0	0	0	0	0	0	0	0	0	0	0
27. Boiler and machinery	0	359	0	0	0	(919)	382	0	(162)	67	0	0
28. Credit	0	0	0	0	0	0	0	0	0	0	0	0
29. International	0	0	0	0	0	0	0	0	0	0	0	0
30. Warranty	0	0	0	0	0	0	0	0	0	0	0	0
31. Reins nonproportional assumed property	XXX	XXX	XXX	XXX	XXX	XXX	XXX	XXX	XXX	XXX	XXX	XXX
32. Reins nonproportional assumed liability	XXX	XXX	XXX	XXX	XXX	XXX	XXX	XXX	XXX	XXX	XXX	XXX
33. Reins nonproportional assumed financial lines	XXX	XXX	XXX	XXX	XXX	XXX	XXX	XXX	XXX	XXX	XXX	XXX
34. Aggregate write-ins for other lines of business	0	0	0	0	0	0	0	0	0	0	0	0
35. Total (a)	4,224,758	3,600,243	0	2,128,011	782,512	3,038,356	6,081,216	120,819	365,044	702,515	266,168	95,048
<b>DETAILS OF WRITE-INS</b>												
3401.												
3402.												
3403.												
3498. Summary of remaining write-ins for Line 34 from overflow page	0	0	0	0	0	0	0	0	0	0	0	0
3499. Totals (Lines 3401 through 3403 plus 3498)(Line 34 above)	0	0	0	0	0	0	0	0	0	0	0	0

(a) Finance and service charges not included in Lines 1 to 35 \$ 0

(b) For health business on indicated lines report: Number of persons insured under PPO managed care products 0 and number of persons insured under indemnity only products 0

19 MD



ANNUAL STATEMENT FOR THE YEAR 2025 OF THE VANLINER INSURANCE COMPANY

EXHIBIT OF PREMIUMS AND LOSSES (Statutory Page 14)

NAIC Group Code 0084

BUSINESS IN THE STATE OF Massachusetts

DURING THE YEAR 2025

NAIC Company Code 21172

Table with 12 columns: Line of Business, Direct Premiums Written, Direct Premiums Earned, Dividends Paid or Credited to Policyholders on Direct Business, Direct Unearned Premium Reserves, Direct Losses Paid (deducting salvage), Direct Losses Incurred, Direct Losses Unpaid, Direct Defense and Cost Containment Expense Paid, Direct Defense and Cost Containment Expense Incurred, Direct Defense and Cost Containment Expense Unpaid, Commissions and Brokerage Expenses, Taxes, Licenses and Fees. Rows include various insurance categories like Fire, Auto, Life, and Total (a).

(a) Finance and service charges not included in Lines 1 to 35 \$ 25

(b) For health business on indicated lines report: Number of persons insured under PPO managed care products 0 and number of persons insured under indemnity only products 0

19 MA



ANNUAL STATEMENT FOR THE YEAR 2025 OF THE VANLINER INSURANCE COMPANY

EXHIBIT OF PREMIUMS AND LOSSES (Statutory Page 14)

NAIC Group Code 0084

BUSINESS IN THE STATE OF Michigan

DURING THE YEAR 2025

NAIC Company Code 21172

Table with 12 columns: Line of Business, Gross Premiums (Direct Written, Direct Earned), Dividends Paid, Direct Unearned Premium Reserves, Direct Losses Paid, Direct Losses Incurred, Direct Losses Unpaid, Direct Defense and Cost Containment Expense Paid, Direct Defense and Cost Containment Expense Incurred, Direct Defense and Cost Containment Expense Unpaid, Commissions and Brokerage Expenses, Taxes, Licenses and Fees. Rows include various insurance categories like Fire, Auto, Life, and a Total (a) row.

(a) Finance and service charges not included in Lines 1 to 35 \$ .....0
(b) For health business on indicated lines report: Number of persons insured under PPO managed care products .....0 and number of persons insured under indemnity only products .....

19.MI



**ANNUAL STATEMENT FOR THE YEAR 2025 OF THE VANLINER INSURANCE COMPANY**  
**EXHIBIT OF PREMIUMS AND LOSSES (Statutory Page 14)**

NAIC Group Code 0084

BUSINESS IN THE STATE OF Minnesota

DURING THE YEAR 2025

NAIC Company Code 21172

Line of Business	Gross Premiums, Including Policy and Membership Fees, Less Return Premiums and Premiums on Policies not Taken		3 Dividends Paid or Credited to Policyholders on Direct Business	4 Direct Unearned Premium Reserves	5 Direct Losses Paid (deducting salvage)	6 Direct Losses Incurred	7 Direct Losses Unpaid	8 Direct Defense and Cost Containment Expense Paid	9 Direct Defense and Cost Containment Expense Incurred	10 Direct Defense and Cost Containment Expense Unpaid	11 Commissions and Brokerage Expenses	12 Taxes, Licenses and Fees
	1 Direct Premiums Written	2 Direct Premiums Earned										
1. Fire	0	0	0	0	0	1	1	0	0	0	0	0
2.1 Allied lines	0	0	0	0	0	5	5	0	0	1	0	0
2.2 Multiple peril crop	0	0	0	0	0	0	0	0	0	0	0	0
2.3 Federal flood	0	0	0	0	0	0	0	0	0	0	0	0
2.4 Private crop	0	0	0	0	0	0	0	0	0	0	0	0
2.5 Private flood	0	0	0	0	0	0	0	0	0	0	0	0
3. Farmowners multiple peril	0	0	0	0	0	0	0	0	0	0	0	0
4. Homeowners multiple peril	0	0	0	0	0	0	0	0	0	0	0	0
5.1 Commercial multiple peril (non-liability portion)	67,669	73,765	0	20,696	0	13,744	35,015	0	989	9,930	8,120	1,398
5.2 Commercial multiple peril (liability portion)	13,684	13,610	0	2,053	0	(1,876)	4,817	383	(703)	1,438	1,642	283
6. Mortgage guaranty	0	0	0	0	0	0	0	0	0	0	0	0
8. Ocean marine	0	0	0	0	0	0	0	0	0	0	0	0
9.1 Inland marine	1,957	6,549	0	1,636	0	3,352	3,932	0	314	283	229	40
9.2 Pet insurance plans	0	0	0	0	0	0	0	0	0	0	0	0
10. Financial guaranty	0	0	0	0	0	0	0	0	0	0	0	0
11.1 Medical professional liability - occurrence	0	0	0	0	0	0	0	0	0	0	0	0
11.2 Medical professional liability - claims-made	0	0	0	0	0	0	0	0	0	0	0	0
12. Earthquake	0	0	0	0	0	0	0	0	0	0	0	0
13.1 Comprehensive (hospital and medical) ind (b)	0	0	0	0	0	0	0	0	0	0	0	0
13.2 Comprehensive (hospital and medical) group (b)	0	0	0	0	0	0	0	0	0	0	0	0
14. Credit A&H (group and Individual)	0	0	0	0	0	0	0	0	0	0	0	0
15.1 Vision only (b)	0	0	0	0	0	0	0	0	0	0	0	0
15.2 Dental only (b)	0	0	0	0	0	0	0	0	0	0	0	0
15.3 Disability income (b)	0	0	0	0	0	0	0	0	0	0	0	0
15.4 Medicare supplement (b)	0	0	0	0	0	0	0	0	0	0	0	0
15.5 Medicaid Title XIX (b)	0	0	0	0	0	0	0	0	0	0	0	0
15.6 Medicare Title XVIII (b)	0	0	0	0	0	0	0	0	0	0	0	0
15.7 Long-term care (b)	0	0	0	0	0	0	0	0	0	0	0	0
15.8 Federal employees health benefits plan (b)	0	0	0	0	0	0	0	0	0	0	0	0
15.9 Other health (b)	0	0	0	0	0	0	0	0	0	0	0	0
16. Workers' compensation	402,773	449,806	0	223,167	16,547	356,787	1,010,661	3,274	47,971	164,380	25,036	8,318
17.1 Other liability - occurrence	1,008,299	1,070,786	0	595,423	62,968	29,425	689,260	1,887	(19,621)	122,687	76,065	20,824
17.2 Other liability - claims-Made	1,500	1,749	0	833	0	(1,331)	11,519	0	(2,543)	3,447	158	31
17.3 Excess workers' compensation	0	0	0	0	0	0	0	0	0	0	0	0
18.1 Products liability - occurrence	0	0	0	0	0	0	0	0	0	0	0	0
18.2 Products liability - claims-made	0	0	0	0	0	0	0	0	0	0	0	0
19.1 Private passenger auto no-fault (personal injury protection)	0	0	0	0	0	0	0	0	0	0	0	0
19.2 Other private passenger auto liability	0	0	0	0	0	0	0	0	0	0	0	0
19.3 Commercial auto no-fault (personal injury protection)	3,308	3,731	0	2,079	0	(26)	29	0	(6)	1	347	68
19.4 Other commercial auto liability	235,093	272,271	0	137,438	1,140,299	1,109,270	958,879	14,058	54,777	109,164	31,407	4,854
21.1 Private passenger auto physical damage	0	0	0	0	0	0	0	0	0	0	0	0
21.2 Commercial auto physical damage	100,560	131,418	0	63,111	113,480	101,903	82,977	0	2,481	11,488	10,906	2,077
22. Aircraft (all perils)	0	0	0	0	0	0	0	0	0	0	0	0
23. Fidelity	0	0	0	0	0	0	0	0	0	0	0	0
24. Surety	0	0	0	0	0	0	0	0	0	0	0	0
26. Burglary and theft	0	0	0	0	0	86	86	0	15	15	0	0
27. Boiler and machinery	0	0	0	0	0	73	124	0	13	22	0	0
28. Credit	0	0	0	0	0	0	0	0	0	0	0	0
29. International	0	0	0	0	0	0	0	0	0	0	0	0
30. Warranty	0	0	0	0	0	0	0	0	0	0	0	0
31. Reins nonproportional assumed property	XXX	XXX	XXX	XXX	XXX	XXX	XXX	XXX	XXX	XXX	XXX	XXX
32. Reins nonproportional assumed liability	XXX	XXX	XXX	XXX	XXX	XXX	XXX	XXX	XXX	XXX	XXX	XXX
33. Reins nonproportional assumed financial lines	XXX	XXX	XXX	XXX	XXX	XXX	XXX	XXX	XXX	XXX	XXX	XXX
34. Aggregate write-ins for other lines of business	0	0	0	0	0	0	0	0	0	0	0	0
35. Total (a)	1,834,843	2,023,685	0	1,046,438	1,333,294	1,611,413	2,797,304	19,601	83,689	422,856	153,909	37,893
<b>DETAILS OF WRITE-INS</b>												
3401.												
3402.												
3403.												
3498. Summary of remaining write-ins for Line 34 from overflow page	0	0	0	0	0	0	0	0	0	0	0	0
3499. Totals (Lines 3401 through 3403 plus 3498)(Line 34 above)	0	0	0	0	0	0	0	0	0	0	0	0

(a) Finance and service charges not included in Lines 1 to 35 \$ .....0

(b) For health business on indicated lines report: Number of persons insured under PPO managed care products .....0 and number of persons insured under indemnity only products .....0 .

19 MN



**ANNUAL STATEMENT FOR THE YEAR 2025 OF THE VANLINER INSURANCE COMPANY**  
**EXHIBIT OF PREMIUMS AND LOSSES (Statutory Page 14)**

NAIC Group Code 0084

BUSINESS IN THE STATE OF Mississippi

DURING THE YEAR 2025

NAIC Company Code 21172

Line of Business	Gross Premiums, Including Policy and Membership Fees, Less Return Premiums and Premiums on Policies not Taken		3 Dividends Paid or Credited to Policyholders on Direct Business	4 Direct Unearned Premium Reserves	5 Direct Losses Paid (deducting salvage)	6 Direct Losses Incurred	7 Direct Losses Unpaid	8 Direct Defense and Cost Containment Expense Paid	9 Direct Defense and Cost Containment Expense Incurred	10 Direct Defense and Cost Containment Expense Unpaid	11 Commissions and Brokerage Expenses	12 Taxes, Licenses and Fees
	1 Direct Premiums Written	2 Direct Premiums Earned										
1. Fire	13,414	23,707	0	0	0	(6,573)	50	0	(1,160)	9	1,878	416
2.1 Allied lines	3,301	5,810	0	0	0	(7,282)	25	0	(1,285)	4	462	102
2.2 Multiple peril crop	0	0	0	0	0	0	0	0	0	0	0	0
2.3 Federal flood	0	0	0	0	0	0	0	0	0	0	0	0
2.4 Private crop	0	0	0	0	0	0	0	0	0	0	0	0
2.5 Private flood	0	0	0	0	0	0	0	0	0	0	0	0
3. Farmowners multiple peril	0	0	0	0	0	0	0	0	0	0	0	0
4. Homeowners multiple peril	0	0	0	0	0	0	0	0	0	0	0	0
5.1 Commercial multiple peril (non-liability portion)	860	626	0	234	0	1,463	1,439	0	419	408	138	27
5.2 Commercial multiple peril (liability portion)	0	0	0	0	0	(87)	2,822	0	(435)	843	0	0
6. Mortgage guaranty	0	0	0	0	0	0	0	0	0	0	0	0
8. Ocean marine	0	0	0	0	0	0	0	0	0	0	0	0
9.1 Inland marine	3,832	8,912	0	2,942	0	352	1,436	0	(33)	103	88	119
9.2 Pet insurance plans	0	0	0	0	0	0	0	0	0	0	0	0
10. Financial guaranty	0	0	0	0	0	0	0	0	0	0	0	0
11.1 Medical professional liability - occurrence	0	0	0	0	0	0	0	0	0	0	0	0
11.2 Medical professional liability - claims-made	0	0	0	0	0	0	0	0	0	0	0	0
12. Earthquake	0	0	0	0	0	0	0	0	0	0	0	0
13.1 Comprehensive (hospital and medical) ind (b)	0	0	0	0	0	0	0	0	0	0	0	0
13.2 Comprehensive (hospital and medical) group (b)	0	0	0	0	0	0	0	0	0	0	0	0
14. Credit A&H (group and Individual)	0	0	0	0	0	0	0	0	0	0	0	0
15.1 Vision only (b)	0	0	0	0	0	0	0	0	0	0	0	0
15.2 Dental only (b)	0	0	0	0	0	0	0	0	0	0	0	0
15.3 Disability income (b)	0	0	0	0	0	0	0	0	0	0	0	0
15.4 Medicare supplement (b)	0	0	0	0	0	0	0	0	0	0	0	0
15.5 Medicaid Title XIX (b)	0	0	0	0	0	0	0	0	0	0	0	0
15.6 Medicare Title XVIII (b)	0	0	0	0	0	0	0	0	0	0	0	0
15.7 Long-term care (b)	0	0	0	0	0	0	0	0	0	0	0	0
15.8 Federal employees health benefits plan (b)	0	0	0	0	0	0	0	0	0	0	0	0
15.9 Other health (b)	0	0	0	0	0	0	0	0	0	0	0	0
16. Workers' compensation	1,028,221	977,821	0	310,218	176,525	181,360	530,356	37,511	35,339	78,913	52,282	31,877
17.1 Other liability - occurrence	1,571,270	1,348,441	0	1,253,258	12,161	150,838	595,427	0	24,074	104,639	105,388	48,713
17.2 Other liability - claims-Made	500	467	0	418	0	6,760	13,207	0	1,254	3,953	0	16
17.3 Excess workers' compensation	0	0	0	0	0	0	0	0	0	0	0	0
18.1 Products liability - occurrence	0	0	0	0	0	0	0	0	0	0	0	0
18.2 Products liability - claims-made	0	0	0	0	0	0	0	0	0	0	0	0
19.1 Private passenger auto no-fault (personal injury protection)	0	0	0	0	0	0	0	0	0	0	0	0
19.2 Other private passenger auto liability	0	0	0	0	0	0	0	0	0	0	0	0
19.3 Commercial auto no-fault (personal injury protection)	0	0	0	0	0	1	1	0	0	0	0	0
19.4 Other commercial auto liability	3,667,364	2,954,678	0	2,175,746	1,401,889	460,603	2,138,801	81,348	(40,716)	214,829	73,962	113,697
21.1 Private passenger auto physical damage	0	0	0	0	0	0	0	0	0	0	0	0
21.2 Commercial auto physical damage	569,973	537,533	0	353,919	(15,459)	(65,893)	97,598	42	(14,056)	10,688	18,523	17,670
22. Aircraft (all perils)	0	0	0	0	0	0	0	0	0	0	0	0
23. Fidelity	0	0	0	0	0	0	0	0	0	0	0	0
24. Surety	0	0	0	0	0	0	0	0	0	0	0	0
26. Burglary and theft	0	0	0	0	0	0	0	0	0	0	0	0
27. Boiler and machinery	6,742	7,821	0	0	0	(404)	542	0	(71)	96	944	209
28. Credit	0	0	0	0	0	0	0	0	0	0	0	0
29. International	0	0	0	0	0	0	0	0	0	0	0	0
30. Warranty	0	0	0	0	0	0	0	0	0	0	0	0
31. Reins nonproportional assumed property	XXX	XXX	XXX	XXX	XXX	XXX	XXX	XXX	XXX	XXX	XXX	XXX
32. Reins nonproportional assumed liability	XXX	XXX	XXX	XXX	XXX	XXX	XXX	XXX	XXX	XXX	XXX	XXX
33. Reins nonproportional assumed financial lines	XXX	XXX	XXX	XXX	XXX	XXX	XXX	XXX	XXX	XXX	XXX	XXX
34. Aggregate write-ins for other lines of business	0	0	0	0	0	0	0	0	0	0	0	0
35. Total (a)	6,865,477	5,865,816	0	4,096,734	1,575,116	721,139	3,381,705	118,902	3,330	414,484	253,664	212,846
<b>DETAILS OF WRITE-INS</b>												
3401.												
3402.												
3403.												
3498. Summary of remaining write-ins for Line 34 from overflow page	0	0	0	0	0	0	0	0	0	0	0	0
3499. Totals (Lines 3401 through 3403 plus 3498)(Line 34 above)	0	0	0	0	0	0	0	0	0	0	0	0

(a) Finance and service charges not included in Lines 1 to 35 \$ .....0  
 (b) For health business on indicated lines report: Number of persons insured under PPO managed care products .....0 and number of persons insured under indemnity only products .....0 .

19 MS



**ANNUAL STATEMENT FOR THE YEAR 2025 OF THE VANLINER INSURANCE COMPANY**  
**EXHIBIT OF PREMIUMS AND LOSSES (Statutory Page 14)**

NAIC Group Code 0084

BUSINESS IN THE STATE OF Missouri

DURING THE YEAR 2025

NAIC Company Code 21172

Line of Business	Gross Premiums, Including Policy and Membership Fees, Less Return Premiums and Premiums on Policies not Taken		3 Dividends Paid or Credited to Policyholders on Direct Business	4 Direct Unearned Premium Reserves	5 Direct Losses Paid (deducting salvage)	6 Direct Losses Incurred	7 Direct Losses Unpaid	8 Direct Defense and Cost Containment Expense Paid	9 Direct Defense and Cost Containment Expense Incurred	10 Direct Defense and Cost Containment Expense Unpaid	11 Commissions and Brokerage Expenses	12 Taxes, Licenses and Fees
	1 Direct Premiums Written	2 Direct Premiums Earned										
1. Fire	0	0	0	0	0	19	19	0	3	3	0	0
2.1 Allied lines	0	0	0	0	0	32	32	0	6	6	0	0
2.2 Multiple peril crop	0	0	0	0	0	0	0	0	0	0	0	0
2.3 Federal flood	0	0	0	0	0	0	0	0	0	0	0	0
2.4 Private crop	0	0	0	0	0	0	0	0	0	0	0	0
2.5 Private flood	0	0	0	0	0	0	0	0	0	0	0	0
3. Farmowners multiple peril	0	0	0	0	0	0	0	0	0	0	0	0
4. Homeowners multiple peril	0	0	0	0	0	0	0	0	0	0	0	0
5.1 Commercial multiple peril (non-liability portion)	225,096	205,616	0	116,144	5,002	29,018	91,097	0	(1,586)	25,833	29,365	4,649
5.2 Commercial multiple peril (liability portion)	11,440	12,001	0	3,299	(738)	1,040	9,647	0	(560)	2,881	1,475	236
6. Mortgage guaranty	0	0	0	0	0	0	0	0	0	0	0	0
8. Ocean marine	0	0	0	0	0	0	0	0	0	0	0	0
9.1 Inland marine	31,062	30,340	0	9,537	3,640	7,668	6,722	0	309	483	3,593	642
9.2 Pet insurance plans	0	0	0	0	0	0	0	0	0	0	0	0
10. Financial guaranty	0	0	0	0	0	0	0	0	0	0	0	0
11.1 Medical professional liability - occurrence	0	0	0	0	0	0	0	0	0	0	0	0
11.2 Medical professional liability - claims-made	0	0	0	0	0	0	0	0	0	0	0	0
12. Earthquake	0	0	0	0	0	0	0	0	0	0	0	0
13.1 Comprehensive (hospital and medical) ind (b)	0	0	0	0	0	0	0	0	0	0	0	0
13.2 Comprehensive (hospital and medical) group (b)	0	0	0	0	0	0	0	0	0	0	0	0
14. Credit A&H (group and Individual)	0	0	0	0	0	0	0	0	0	0	0	0
15.1 Vision only (b)	0	0	0	0	0	0	0	0	0	0	0	0
15.2 Dental only (b)	0	0	0	0	0	0	0	0	0	0	0	0
15.3 Disability income (b)	0	0	0	0	0	0	0	0	0	0	0	0
15.4 Medicare supplement (b)	0	0	0	0	0	0	0	0	0	0	0	0
15.5 Medicaid Title XIX (b)	0	0	0	0	0	0	0	0	0	0	0	0
15.6 Medicare Title XVIII (b)	0	0	0	0	0	0	0	0	0	0	0	0
15.7 Long-term care (b)	0	0	0	0	0	0	0	0	0	0	0	0
15.8 Federal employees health benefits plan (b)	0	0	0	0	0	0	0	0	0	0	0	0
15.9 Other health (b)	0	0	0	0	0	0	0	0	0	0	0	0
16. Workers' compensation	4,652,728	4,913,180	0	1,728,945	4,264,558	3,272,846	12,261,633	321,177	589,621	1,747,320	243,263	39,949
17.1 Other liability - occurrence	1,148,152	1,112,680	0	481,213	83,640	(279,836)	829,516	3,337	(94,323)	147,292	89,827	23,713
17.2 Other liability - claims-Made	1,500	1,500	0	625	0	2,992	11,207	0	(267)	3,354	140	31
17.3 Excess workers' compensation	0	0	0	0	0	0	0	0	0	0	0	0
18.1 Products liability - occurrence	0	0	0	0	0	0	0	0	0	0	0	0
18.2 Products liability - claims-made	0	0	0	0	0	0	0	0	0	0	0	0
19.1 Private passenger auto no-fault (personal injury protection)	0	0	0	0	0	0	0	0	0	0	0	0
19.2 Other private passenger auto liability	0	0	0	0	0	0	0	0	0	0	0	0
19.3 Commercial auto no-fault (personal injury protection)	0	0	0	0	0	2	5	0	0	0	0	0
19.4 Other commercial auto liability	2,185,599	2,309,862	0	1,093,358	1,571,178	3,550,468	6,583,598	156,940	292,443	556,046	241,308	40,331
21.1 Private passenger auto physical damage	0	0	0	0	0	0	0	0	0	0	0	0
21.2 Commercial auto physical damage	2,747,603	2,795,595	0	1,189,033	1,694,851	2,269,245	1,108,278	23	105,186	140,267	223,292	51,938
22. Aircraft (all perils)	0	0	0	0	0	0	0	0	0	0	0	0
23. Fidelity	0	0	0	0	0	0	0	0	0	0	0	0
24. Surety	0	0	0	0	0	0	0	0	0	0	0	0
26. Burglary and theft	0	0	0	0	0	159	159	0	28	28	0	0
27. Boiler and machinery	0	0	0	0	0	630	557	0	111	98	0	0
28. Credit	0	0	0	0	0	0	0	0	0	0	0	0
29. International	0	0	0	0	0	0	0	0	0	0	0	0
30. Warranty	0	0	0	0	0	0	0	0	0	0	0	0
31. Reins nonproportional assumed property	XXX	XXX	XXX	XXX	XXX	XXX	XXX	XXX	XXX	XXX	XXX	XXX
32. Reins nonproportional assumed liability	XXX	XXX	XXX	XXX	XXX	XXX	XXX	XXX	XXX	XXX	XXX	XXX
33. Reins nonproportional assumed financial lines	XXX	XXX	XXX	XXX	XXX	XXX	XXX	XXX	XXX	XXX	XXX	XXX
34. Aggregate write-ins for other lines of business	0	0	0	0	0	0	0	0	0	0	0	0
35. Total (a)	11,003,180	11,380,775	0	4,622,154	7,622,132	8,854,283	20,902,470	481,477	890,972	2,623,612	832,262	161,489
<b>DETAILS OF WRITE-INS</b>												
3401.												
3402.												
3403.												
3498. Summary of remaining write-ins for Line 34 from overflow page	0	0	0	0	0	0	0	0	0	0	0	0
3499. Totals (Lines 3401 through 3403 plus 3498)(Line 34 above)	0	0	0	0	0	0	0	0	0	0	0	0

(a) Finance and service charges not included in Lines 1 to 35 \$ .....0  
 (b) For health business on indicated lines report: Number of persons insured under PPO managed care products .....0 and number of persons insured under indemnity only products .....0

19 MO



**ANNUAL STATEMENT FOR THE YEAR 2025 OF THE VANLINER INSURANCE COMPANY**  
**EXHIBIT OF PREMIUMS AND LOSSES (Statutory Page 14)**

NAIC Group Code 0084

BUSINESS IN THE STATE OF Montana

DURING THE YEAR 2025

NAIC Company Code 21172

Line of Business	Gross Premiums, Including Policy and Membership Fees, Less Return Premiums and Premiums on Policies not Taken		3 Dividends Paid or Credited to Policyholders on Direct Business	4 Direct Unearned Premium Reserves	5 Direct Losses Paid (deducting salvage)	6 Direct Losses Incurred	7 Direct Losses Unpaid	8 Direct Defense and Cost Containment Expense Paid	9 Direct Defense and Cost Containment Expense Incurred	10 Direct Defense and Cost Containment Expense Unpaid	11 Commissions and Brokerage Expenses	12 Taxes, Licenses and Fees
	1 Direct Premiums Written	2 Direct Premiums Earned										
1. Fire	29,301	23,441	0	5,860	0	18	18	0	3	3	3,516	854
2.1 Allied lines	34,041	27,233	0	6,808	0	14	14	0	2	2	4,085	992
2.2 Multiple peril crop	0	0	0	0	0	0	0	0	0	0	0	0
2.3 Federal flood	0	0	0	0	0	0	0	0	0	0	0	0
2.4 Private crop	0	0	0	0	0	0	0	0	0	0	0	0
2.5 Private flood	0	0	0	0	0	0	0	0	0	0	0	0
3. Farmowners multiple peril	0	0	0	0	0	0	0	0	0	0	0	0
4. Homeowners multiple peril	0	0	0	0	0	0	0	0	0	0	0	0
5.1 Commercial multiple peril (non-liability portion)	26,556	56,441	0	12,012	7,428	9,305	8,212	150	592	2,329	81	774
5.2 Commercial multiple peril (liability portion)	0	0	0	0	0	(59)	624	0	(79)	186	0	0
6. Mortgage guaranty	0	0	0	0	0	0	0	0	0	0	0	0
8. Ocean marine	0	0	0	0	0	0	0	0	0	0	0	0
9.1 Inland marine	2,509	4,136	0	836	0	231	394	0	14	28	0	73
9.2 Pet insurance plans	0	0	0	0	0	0	0	0	0	0	0	0
10. Financial guaranty	0	0	0	0	0	0	0	0	0	0	0	0
11.1 Medical professional liability - occurrence	0	0	0	0	0	0	0	0	0	0	0	0
11.2 Medical professional liability - claims-made	0	0	0	0	0	0	0	0	0	0	0	0
12. Earthquake	0	0	0	0	0	0	0	0	0	0	0	0
13.1 Comprehensive (hospital and medical) ind (b)	0	0	0	0	0	0	0	0	0	0	0	0
13.2 Comprehensive (hospital and medical) group (b)	0	0	0	0	0	0	0	0	0	0	0	0
14. Credit A&H (group and Individual)	0	0	0	0	0	0	0	0	0	0	0	0
15.1 Vision only (b)	0	0	0	0	0	0	0	0	0	0	0	0
15.2 Dental only (b)	0	0	0	0	0	0	0	0	0	0	0	0
15.3 Disability income (b)	0	0	0	0	0	0	0	0	0	0	0	0
15.4 Medicare supplement (b)	0	0	0	0	0	0	0	0	0	0	0	0
15.5 Medicaid Title XIX (b)	0	0	0	0	0	0	0	0	0	0	0	0
15.6 Medicare Title XVIII (b)	0	0	0	0	0	0	0	0	0	0	0	0
15.7 Long-term care (b)	0	0	0	0	0	0	0	0	0	0	0	0
15.8 Federal employees health benefits plan (b)	0	0	0	0	0	0	0	0	0	0	0	0
15.9 Other health (b)	0	0	0	0	0	0	0	0	0	0	0	0
16. Workers' compensation	226,553	241,243	0	54,475	45,553	(39,548)	156,905	0	(13,249)	29,125	15,486	7,742
17.1 Other liability - occurrence	283,456	331,320	0	83,617	110,749	(89,361)	93,208	0	(20,082)	18,140	12,168	10,539
17.2 Other liability - claims-Made	1,389	1,389	0	682	271	0	759	0	134	227	75	29
17.3 Excess workers' compensation	0	0	0	0	0	0	0	0	0	0	0	0
18.1 Products liability - occurrence	0	0	0	0	0	0	0	0	0	0	0	0
18.2 Products liability - claims-made	0	0	0	0	0	0	0	0	0	0	0	0
19.1 Private passenger auto no-fault (personal injury protection)	0	0	0	0	0	0	0	0	0	0	0	0
19.2 Other private passenger auto liability	0	0	0	0	0	0	0	0	0	0	0	0
19.3 Commercial auto no-fault (personal injury protection)	0	0	0	0	0	0	0	0	0	0	0	0
19.4 Other commercial auto liability	278,859	374,067	0	85,482	14,798	25,801	292,689	1,170	(11,879)	30,662	1,772	9,267
21.1 Private passenger auto physical damage	0	0	0	0	0	0	0	0	0	0	0	0
21.2 Commercial auto physical damage	27,598	60,404	0	11,433	53,339	34,468	10,778	0	(2,090)	1,464	453	805
22. Aircraft (all perils)	0	0	0	0	0	0	0	0	0	0	0	0
23. Fidelity	0	0	0	0	0	0	0	0	0	0	0	0
24. Surety	0	0	0	0	0	0	0	0	0	0	0	0
26. Burglary and theft	0	0	0	0	0	0	0	0	0	0	0	0
27. Boiler and machinery	1,400	1,120	0	280	0	(41)	49	0	(7)	9	168	41
28. Credit	0	0	0	0	0	0	0	0	0	0	0	0
29. International	0	0	0	0	0	0	0	0	0	0	0	0
30. Warranty	0	0	0	0	0	0	0	0	0	0	0	0
31. Reins nonproportional assumed property	XXX	XXX	XXX	XXX	XXX	XXX	XXX	XXX	XXX	XXX	XXX	XXX
32. Reins nonproportional assumed liability	XXX	XXX	XXX	XXX	XXX	XXX	XXX	XXX	XXX	XXX	XXX	XXX
33. Reins nonproportional assumed financial lines	XXX	XXX	XXX	XXX	XXX	XXX	XXX	XXX	XXX	XXX	XXX	XXX
34. Aggregate write-ins for other lines of business	0	0	0	0	0	0	0	0	0	0	0	0
35. Total (a)	911,273	1,120,794	0	261,486	231,866	(58,902)	563,651	1,320	(46,640)	82,177	37,805	31,117
<b>DETAILS OF WRITE-INS</b>												
3401.												
3402.												
3403.												
3498. Summary of remaining write-ins for Line 34 from overflow page	0	0	0	0	0	0	0	0	0	0	0	0
3499. Totals (Lines 3401 through 3403 plus 3498)(Line 34 above)	0	0	0	0	0	0	0	0	0	0	0	0

(a) Finance and service charges not included in Lines 1 to 35 \$ .....0  
 (b) For health business on indicated lines report: Number of persons insured under PPO managed care products .....0 and number of persons insured under indemnity only products .....0 .

19 MT



**ANNUAL STATEMENT FOR THE YEAR 2025 OF THE VANLINER INSURANCE COMPANY**  
**EXHIBIT OF PREMIUMS AND LOSSES (Statutory Page 14)**

NAIC Group Code 0084

BUSINESS IN THE STATE OF Nebraska

DURING THE YEAR 2025

NAIC Company Code 21172

Line of Business	Gross Premiums, Including Policy and Membership Fees, Less Return Premiums and Premiums on Policies not Taken		3 Dividends Paid or Credited to Policyholders on Direct Business	4 Direct Unearned Premium Reserves	5 Direct Losses Paid (deducting salvage)	6 Direct Losses Incurred	7 Direct Losses Unpaid	8 Direct Defense and Cost Containment Expense Paid	9 Direct Defense and Cost Containment Expense Incurred	10 Direct Defense and Cost Containment Expense Unpaid	11 Commissions and Brokerage Expenses	12 Taxes, Licenses and Fees
	1 Direct Premiums Written	2 Direct Premiums Earned										
1. Fire	0	0	0	0	0	4	4	0	1	1	0	0
2.1 Allied lines	0	0	0	0	0	11	11	0	0	0	0	0
2.2 Multiple peril crop	0	0	0	0	0	0	0	0	0	0	0	0
2.3 Federal flood	0	0	0	0	0	0	0	0	0	0	0	0
2.4 Private crop	0	0	0	0	0	0	0	0	0	0	0	0
2.5 Private flood	0	0	0	0	0	0	0	0	0	0	0	0
3. Farmowners multiple peril	0	0	0	0	0	0	0	0	0	0	0	0
4. Homeowners multiple peril	0	0	0	0	0	0	0	0	0	0	0	0
5.1 Commercial multiple peril (non-liability portion)	86,231	70,259	0	71,541	0	(6,784)	78,857	(11,184)	22,362	12,935	1,608	0
5.2 Commercial multiple peril (liability portion)	6,090	4,731	0	5,089	0	4,214	5,333	1,192	1,592	914	114	0
6. Mortgage guaranty	0	0	0	0	0	0	0	0	0	0	0	0
8. Ocean marine	0	0	0	0	0	0	0	0	0	0	0	0
9.1 Inland marine	8,528	2,685	0	7,126	0	1,782	1,971	140	142	1,279	159	0
9.2 Pet insurance plans	0	0	0	0	0	0	0	0	0	0	0	0
10. Financial guaranty	0	0	0	0	0	0	0	0	0	0	0	0
11.1 Medical professional liability - occurrence	0	0	0	0	0	0	0	0	0	0	0	0
11.2 Medical professional liability - claims-made	0	0	0	0	0	0	0	0	0	0	0	0
12. Earthquake	0	0	0	0	0	0	0	0	0	0	0	0
13.1 Comprehensive (hospital and medical) ind (b)	0	0	0	0	0	0	0	0	0	0	0	0
13.2 Comprehensive (hospital and medical) group (b)	0	0	0	0	0	0	0	0	0	0	0	0
14. Credit A&H (group and Individual)	0	0	0	0	0	0	0	0	0	0	0	0
15.1 Vision only (b)	0	0	0	0	0	0	0	0	0	0	0	0
15.2 Dental only (b)	0	0	0	0	0	0	0	0	0	0	0	0
15.3 Disability income (b)	0	0	0	0	0	0	0	0	0	0	0	0
15.4 Medicare supplement (b)	0	0	0	0	0	0	0	0	0	0	0	0
15.5 Medicaid Title XIX (b)	0	0	0	0	0	0	0	0	0	0	0	0
15.6 Medicare Title XVIII (b)	0	0	0	0	0	0	0	0	0	0	0	0
15.7 Long-term care (b)	0	0	0	0	0	0	0	0	0	0	0	0
15.8 Federal employees health benefits plan (b)	0	0	0	0	0	0	0	0	0	0	0	0
15.9 Other health (b)	0	0	0	0	0	0	0	0	0	0	0	0
16. Workers' compensation	294,966	352,147	0	269,720	234,895	51,438	867,409	18,427	(3,436)	145,260	16,147	5,502
17.1 Other liability - occurrence	187,243	138,749	0	70,902	1,617,619	2,037,734	2,838,818	0	39,563	117,566	17,035	3,493
17.2 Other liability - claims-Made	0	0	0	0	0	1,364	6,284	0	(585)	1,881	0	0
17.3 Excess workers' compensation	0	0	0	0	0	0	0	0	0	0	0	0
18.1 Products liability - occurrence	0	0	0	0	0	0	0	0	0	0	0	0
18.2 Products liability - claims-made	0	0	0	0	0	0	0	0	0	0	0	0
19.1 Private passenger auto no-fault (personal injury protection)	0	0	0	0	0	0	0	0	0	0	0	0
19.2 Other private passenger auto liability	0	0	0	0	0	0	0	0	0	0	0	0
19.3 Commercial auto no-fault (personal injury protection)	0	0	0	0	0	(1)	1	0	0	0	0	0
19.4 Other commercial auto liability	147,925	79,649	0	155,860	1,826	144,647	1,647,920	13,400	(56,432)	188,039	23,830	2,759
21.1 Private passenger auto physical damage	0	0	0	0	0	0	0	0	0	0	0	0
21.2 Commercial auto physical damage	58,403	27,059	0	48,788	0	(40,888)	76,737	0	(8,961)	10,476	8,191	1,089
22. Aircraft (all perils)	0	0	0	0	0	0	0	0	0	0	0	0
23. Fidelity	0	0	0	0	0	0	0	0	0	0	0	0
24. Surety	0	0	0	0	0	0	0	0	0	0	0	0
26. Burglary and theft	0	0	0	0	0	62	62	0	11	11	0	0
27. Boiler and machinery	0	0	0	0	0	41	153	0	7	27	0	0
28. Credit	0	0	0	0	0	0	0	0	0	0	0	0
29. International	0	0	0	0	0	0	0	0	0	0	0	0
30. Warranty	0	0	0	0	0	0	0	0	0	0	0	0
31. Reins nonproportional assumed property	XXX	XXX	XXX	XXX	XXX	XXX	XXX	XXX	XXX	XXX	XXX	XXX
32. Reins nonproportional assumed liability	XXX	XXX	XXX	XXX	XXX	XXX	XXX	XXX	XXX	XXX	XXX	XXX
33. Reins nonproportional assumed financial lines	XXX	XXX	XXX	XXX	XXX	XXX	XXX	XXX	XXX	XXX	XXX	XXX
34. Aggregate write-ins for other lines of business	0	0	0	0	0	0	0	0	0	0	0	0
35. Total (a)	789,386	675,279	0	629,027	1,854,340	2,193,623	5,543,561	31,827	(39,683)	487,359	80,331	14,724
<b>DETAILS OF WRITE-INS</b>												
3401.												
3402.												
3403.												
3498. Summary of remaining write-ins for Line 34 from overflow page	0	0	0	0	0	0	0	0	0	0	0	0
3499. Totals (Lines 3401 through 3403 plus 3498)(Line 34 above)	0	0	0	0	0	0	0	0	0	0	0	0

(a) Finance and service charges not included in Lines 1 to 35 \$ 0

(b) For health business on indicated lines report: Number of persons insured under PPO managed care products 0 and number of persons insured under indemnity only products 0

19 NIE



**ANNUAL STATEMENT FOR THE YEAR 2025 OF THE VANLINER INSURANCE COMPANY**  
**EXHIBIT OF PREMIUMS AND LOSSES (Statutory Page 14)**

NAIC Group Code 0084

BUSINESS IN THE STATE OF Nevada

DURING THE YEAR 2025

NAIC Company Code 21172

Line of Business	Gross Premiums, Including Policy and Membership Fees, Less Return Premiums and Premiums on Policies not Taken		3 Dividends Paid or Credited to Policyholders on Direct Business	4 Direct Unearned Premium Reserves	5 Direct Losses Paid (deducting salvage)	6 Direct Losses Incurred	7 Direct Losses Unpaid	8 Direct Defense and Cost Containment Expense Paid	9 Direct Defense and Cost Containment Expense Incurred	10 Direct Defense and Cost Containment Expense Unpaid	11 Commissions and Brokerage Expenses	12 Taxes, Licenses and Fees
	1 Direct Premiums Written	2 Direct Premiums Earned										
1. Fire	0	0	0	0	0	10	10	0	2	2	0	0
2.1 Allied lines	0	0	0	0	0	12	12	0	0	0	0	0
2.2 Multiple peril crop	0	0	0	0	0	0	0	0	0	0	0	0
2.3 Federal flood	0	0	0	0	0	0	0	0	0	0	0	0
2.4 Private crop	0	0	0	0	0	0	0	0	0	0	0	0
2.5 Private flood	0	0	0	0	0	0	0	0	0	0	0	0
3. Farmowners multiple peril	0	0	0	0	0	0	0	0	0	0	0	0
4. Homeowners multiple peril	0	0	0	0	0	0	0	0	0	0	0	0
5.1 Commercial multiple peril (non-liability portion)	44,872	47,812	0	24,861	0	16,331	33,126	0	1,763	9,394	5,749	1,600
5.2 Commercial multiple peril (liability portion)	1,470	10,371	0	682	0	832	3,111	0	(44)	929	198	52
6. Mortgage guaranty	0	0	0	0	0	0	0	0	0	0	0	0
8. Ocean marine	0	0	0	0	0	0	0	0	0	0	0	0
9.1 Inland marine	10,820	11,766	0	6,316	0	828	1,191	0	53	86	1,579	386
9.2 Pet insurance plans	0	0	0	0	0	0	0	0	0	0	0	0
10. Financial guaranty	0	0	0	0	0	0	0	0	0	0	0	0
11.1 Medical professional liability - occurrence	0	0	0	0	0	0	0	0	0	0	0	0
11.2 Medical professional liability - claims-made	0	0	0	0	0	0	0	0	0	0	0	0
12. Earthquake	0	0	0	0	0	0	0	0	0	0	0	0
13.1 Comprehensive (hospital and medical) ind (b)	0	0	0	0	0	0	0	0	0	0	0	0
13.2 Comprehensive (hospital and medical) group (b)	0	0	0	0	0	0	0	0	0	0	0	0
14. Credit A&H (group and Individual)	0	0	0	0	0	0	0	0	0	0	0	0
15.1 Vision only (b)	0	0	0	0	0	0	0	0	0	0	0	0
15.2 Dental only (b)	0	0	0	0	0	0	0	0	0	0	0	0
15.3 Disability income (b)	0	0	0	0	0	0	0	0	0	0	0	0
15.4 Medicare supplement (b)	0	0	0	0	0	0	0	0	0	0	0	0
15.5 Medicaid Title XIX (b)	0	0	0	0	0	0	0	0	0	0	0	0
15.6 Medicare Title XVIII (b)	0	0	0	0	0	0	0	0	0	0	0	0
15.7 Long-term care (b)	0	0	0	0	0	0	0	0	0	0	0	0
15.8 Federal employees health benefits plan (b)	0	0	0	0	0	0	0	0	0	0	0	0
15.9 Other health (b)	0	0	0	0	0	0	0	0	0	0	0	0
16. Workers' compensation	1,036,876	1,167,483	0	307,211	559,587	6,088,477	11,428,036	59,787	45,447	237,480	71,175	1,184
17.1 Other liability - occurrence	886,975	788,197	0	538,639	964,117	1,014,160	854,396	22,320	(13,123)	54,045	78,735	32,130
17.2 Other liability - claims-Made	2,346	2,346	0	1,316	0	3,708	9,789	0	318	2,930	300	89
17.3 Excess workers' compensation	0	0	0	0	0	0	0	0	0	0	0	0
18.1 Products liability - occurrence	0	0	0	0	0	0	0	0	0	0	0	0
18.2 Products liability - claims-made	0	0	0	0	0	0	0	0	0	0	0	0
19.1 Private passenger auto no-fault (personal injury protection)	0	0	0	0	0	0	0	0	0	0	0	0
19.2 Other private passenger auto liability	0	0	0	0	0	0	0	0	0	0	0	0
19.3 Commercial auto no-fault (personal injury protection)	0	0	0	0	0	1	1	0	0	0	0	0
19.4 Other commercial auto liability	2,752,950	2,552,840	0	1,512,966	1,287,609	3,488,296	4,167,122	38,577	106,470	250,843	184,666	99,164
21.1 Private passenger auto physical damage	0	0	0	0	0	0	0	0	0	0	0	0
21.2 Commercial auto physical damage	380,548	343,440	0	190,849	93,468	81,804	53,519	0	438	5,576	49,426	13,568
22. Aircraft (all perils)	0	0	0	0	0	0	0	0	0	0	0	0
23. Fidelity	0	0	0	0	0	0	0	0	0	0	0	0
24. Surety	0	0	0	0	0	0	0	0	0	0	0	0
26. Burglary and theft	0	0	0	0	0	35	35	0	6	6	0	0
27. Boiler and machinery	0	0	0	0	0	407	451	0	72	80	0	0
28. Credit	0	0	0	0	0	0	0	0	0	0	0	0
29. International	0	0	0	0	0	0	0	0	0	0	0	0
30. Warranty	0	0	0	0	0	0	0	0	0	0	0	0
31. Reins nonproportional assumed property	XXX	XXX	XXX	XXX	XXX	XXX	XXX	XXX	XXX	XXX	XXX	XXX
32. Reins nonproportional assumed liability	XXX	XXX	XXX	XXX	XXX	XXX	XXX	XXX	XXX	XXX	XXX	XXX
33. Reins nonproportional assumed financial lines	XXX	XXX	XXX	XXX	XXX	XXX	XXX	XXX	XXX	XXX	XXX	XXX
34. Aggregate write-ins for other lines of business	0	0	0	0	0	0	0	0	0	0	0	0
35. Total (a)	5,117,011	4,904,254	0	2,582,840	2,904,781	10,694,902	16,550,800	120,684	141,404	561,372	391,827	148,173
<b>DETAILS OF WRITE-INS</b>												
3401.												
3402.												
3403.												
3498. Summary of remaining write-ins for Line 34 from overflow page	0	0	0	0	0	0	0	0	0	0	0	0
3499. Totals (Lines 3401 through 3403 plus 3498)(Line 34 above)	0	0	0	0	0	0	0	0	0	0	0	0

(a) Finance and service charges not included in Lines 1 to 35 \$ 0

(b) For health business on indicated lines report: Number of persons insured under PPO managed care products 0 and number of persons insured under indemnity only products 0

19 NV



**ANNUAL STATEMENT FOR THE YEAR 2025 OF THE VANLINER INSURANCE COMPANY**  
**EXHIBIT OF PREMIUMS AND LOSSES (Statutory Page 14)**

NAIC Group Code 0084

BUSINESS IN THE STATE OF New Hampshire

DURING THE YEAR 2025

NAIC Company Code 21172

Line of Business	Gross Premiums, Including Policy and Membership Fees, Less Return Premiums and Premiums on Policies not Taken		3 Dividends Paid or Credited to Policyholders on Direct Business	4 Direct Unearned Premium Reserves	5 Direct Losses Paid (deducting salvage)	6 Direct Losses Incurred	7 Direct Losses Unpaid	8 Direct Defense and Cost Containment Expense Paid	9 Direct Defense and Cost Containment Expense Incurred	10 Direct Defense and Cost Containment Expense Unpaid	11 Commissions and Brokerage Expenses	12 Taxes, Licenses and Fees
	1 Direct Premiums Written	2 Direct Premiums Earned										
1. Fire	0	0	0	0	0	(2,703)	12	0	(477)	2	0	0
2.1 Allied lines	0	0	0	0	0	(4,689)	14	0	(827)	2	0	0
2.2 Multiple peril crop	0	0	0	0	0	0	0	0	0	0	0	0
2.3 Federal flood	0	0	0	0	0	0	0	0	0	0	0	0
2.4 Private crop	0	0	0	0	0	0	0	0	0	0	0	0
2.5 Private flood	0	0	0	0	0	0	0	0	0	0	0	0
3. Farmowners multiple peril	0	0	0	0	0	0	0	0	0	0	0	0
4. Homeowners multiple peril	0	0	0	0	0	0	0	0	0	0	0	0
5.1 Commercial multiple peril (non-liability portion)	36,046	45,744	0	10,764	9,107	17,069	19,447	0	(1,059)	5,515	5,390	802
5.2 Commercial multiple peril (liability portion)	2,246	3,079	0	785	0	1,173	5,950	0	(423)	1,777	332	50
6. Mortgage guaranty	0	0	0	0	0	0	0	0	0	0	0	0
8. Ocean marine	0	0	0	0	0	0	0	0	0	0	0	0
9.1 Inland marine	2,801	2,795	0	698	0	410	784	0	22	56	420	62
9.2 Pet insurance plans	0	0	0	0	0	0	0	0	0	0	0	0
10. Financial guaranty	0	0	0	0	0	0	0	0	0	0	0	0
11.1 Medical professional liability - occurrence	0	0	0	0	0	0	0	0	0	0	0	0
11.2 Medical professional liability - claims-made	0	0	0	0	0	0	0	0	0	0	0	0
12. Earthquake	0	0	0	0	0	0	0	0	0	0	0	0
13.1 Comprehensive (hospital and medical) ind (b)	0	0	0	0	0	0	0	0	0	0	0	0
13.2 Comprehensive (hospital and medical) group (b)	0	0	0	0	0	0	0	0	0	0	0	0
14. Credit A&H (group and Individual)	0	0	0	0	0	0	0	0	0	0	0	0
15.1 Vision only (b)	0	0	0	0	0	0	0	0	0	0	0	0
15.2 Dental only (b)	0	0	0	0	0	0	0	0	0	0	0	0
15.3 Disability income (b)	0	0	0	0	0	0	0	0	0	0	0	0
15.4 Medicare supplement (b)	0	0	0	0	0	0	0	0	0	0	0	0
15.5 Medicaid Title XIX (b)	0	0	0	0	0	0	0	0	0	0	0	0
15.6 Medicare Title XVIII (b)	0	0	0	0	0	0	0	0	0	0	0	0
15.7 Long-term care (b)	0	0	0	0	0	0	0	0	0	0	0	0
15.8 Federal employees health benefits plan (b)	0	0	0	0	0	0	0	0	0	0	0	0
15.9 Other health (b)	0	0	0	0	0	0	0	0	0	0	0	0
16. Workers' compensation	616,056	581,416	0	266,873	352,876	622,915	1,317,732	52,245	56,559	129,645	22,066	13,875
17.1 Other liability - occurrence	52,314	49,371	0	25,032	0	(1,850)	76,541	0	(3,874)	13,621	5,553	1,164
17.2 Other liability - claims-Made	0	0	0	0	0	700	1,115	0	103	334	0	0
17.3 Excess workers' compensation	0	0	0	0	0	0	0	0	0	0	0	0
18.1 Products liability - occurrence	0	0	0	0	0	0	0	0	0	0	0	0
18.2 Products liability - claims-made	0	0	0	0	0	0	0	0	0	0	0	0
19.1 Private passenger auto no-fault (personal injury protection)	0	0	0	0	0	0	0	0	0	0	0	0
19.2 Other private passenger auto liability	0	0	0	0	0	0	0	0	0	0	0	0
19.3 Commercial auto no-fault (personal injury protection)	0	0	0	0	0	1	1	0	0	0	0	0
19.4 Other commercial auto liability	75,796	85,775	0	44,837	500,000	288,810	285,228	75,302	69,519	35,778	10,897	1,687
21.1 Private passenger auto physical damage	0	0	0	0	0	0	0	0	0	0	0	0
21.2 Commercial auto physical damage	13,942	15,539	0	6,551	14,814	18,847	13,856	0	296	1,882	2,030	310
22. Aircraft (all perils)	0	0	0	0	0	0	0	0	0	0	0	0
23. Fidelity	0	0	0	0	0	0	0	0	0	0	0	0
24. Surety	0	0	0	0	0	0	0	0	0	0	0	0
26. Burglary and theft	0	0	0	0	0	0	0	0	0	0	0	0
27. Boiler and machinery	0	0	0	0	0	(1,638)	439	0	(289)	77	0	0
28. Credit	0	0	0	0	0	0	0	0	0	0	0	0
29. International	0	0	0	0	0	0	0	0	0	0	0	0
30. Warranty	0	0	0	0	0	0	0	0	0	0	0	0
31. Reins nonproportional assumed property	XXX	XXX	XXX	XXX	XXX	XXX	XXX	XXX	XXX	XXX	XXX	XXX
32. Reins nonproportional assumed liability	XXX	XXX	XXX	XXX	XXX	XXX	XXX	XXX	XXX	XXX	XXX	XXX
33. Reins nonproportional assumed financial lines	XXX	XXX	XXX	XXX	XXX	XXX	XXX	XXX	XXX	XXX	XXX	XXX
34. Aggregate write-ins for other lines of business	0	0	0	0	0	0	0	0	0	0	0	0
35. Total (a)	799,201	783,720	0	355,540	876,796	939,045	1,721,119	127,547	119,549	188,691	46,690	17,951
<b>DETAILS OF WRITE-INS</b>												
3401.												
3402.												
3403.												
3498. Summary of remaining write-ins for Line 34 from overflow page	0	0	0	0	0	0	0	0	0	0	0	0
3499. Totals (Lines 3401 through 3403 plus 3498)(Line 34 above)	0	0	0	0	0	0	0	0	0	0	0	0

(a) Finance and service charges not included in Lines 1 to 35 \$ .....0  
 (b) For health business on indicated lines report: Number of persons insured under PPO managed care products .....0 and number of persons insured under indemnity only products .....0 .

19 NH



**ANNUAL STATEMENT FOR THE YEAR 2025 OF THE VANLINER INSURANCE COMPANY**  
**EXHIBIT OF PREMIUMS AND LOSSES (Statutory Page 14)**

NAIC Group Code 0084

BUSINESS IN THE STATE OF New Jersey

DURING THE YEAR 2025

NAIC Company Code 21172

Line of Business	Gross Premiums, Including Policy and Membership Fees, Less Return Premiums and Premiums on Policies not Taken		3 Dividends Paid or Credited to Policyholders on Direct Business	4 Direct Unearned Premium Reserves	5 Direct Losses Paid (deducting salvage)	6 Direct Losses Incurred	7 Direct Losses Unpaid	8 Direct Defense and Cost Containment Expense Paid	9 Direct Defense and Cost Containment Expense Incurred	10 Direct Defense and Cost Containment Expense Unpaid	11 Commissions and Brokerage Expenses	12 Taxes, Licenses and Fees
	1 Direct Premiums Written	2 Direct Premiums Earned										
1. Fire	0	392	0	0	0	(4,910)	82	0	(866)	14	0	0
2.1 Allied lines	0	1,416	0	0	0	(3,330)	51	0	(588)	9	0	0
2.2 Multiple peril crop	0	0	0	0	0	0	0	0	0	0	0	0
2.3 Federal flood	0	0	0	0	0	0	0	0	0	0	0	0
2.4 Private crop	0	0	0	0	0	0	0	0	0	0	0	0
2.5 Private flood	0	0	0	0	0	0	0	0	0	0	0	0
3. Farmowners multiple peril	0	0	0	0	0	0	0	0	0	0	0	0
4. Homeowners multiple peril	0	0	0	0	0	0	0	0	0	0	0	0
5.1 Commercial multiple peril (non-liability portion)	214,503	203,607	0	99,086	0	35,830	99,245	0	1,722	28,144	29,688	4,966
5.2 Commercial multiple peril (liability portion)	48,530	34,242	0	30,440	0	4,984	23,998	0	(1,448)	7,166	6,928	1,124
6. Mortgage guaranty	0	0	0	0	0	0	0	0	0	0	0	0
8. Ocean marine	0	0	0	0	0	0	0	0	0	0	0	0
9.1 Inland marine	78,809	77,424	0	24,210	14,460	20,893	12,563	0	351	903	9,578	1,825
9.2 Pet insurance plans	0	0	0	0	0	0	0	0	0	0	0	0
10. Financial guaranty	0	0	0	0	0	0	0	0	0	0	0	0
11.1 Medical professional liability - occurrence	0	0	0	0	0	0	0	0	0	0	0	0
11.2 Medical professional liability - claims-made	0	0	0	0	0	0	0	0	0	0	0	0
12. Earthquake	0	0	0	0	0	0	0	0	0	0	0	0
13.1 Comprehensive (hospital and medical) ind (b)	0	0	0	0	0	0	0	0	0	0	0	0
13.2 Comprehensive (hospital and medical) group (b)	0	0	0	0	0	0	0	0	0	0	0	0
14. Credit A&H (group and Individual)	0	0	0	0	0	0	0	0	0	0	0	0
15.1 Vision only (b)	0	0	0	0	0	0	0	0	0	0	0	0
15.2 Dental only (b)	0	0	0	0	0	0	0	0	0	0	0	0
15.3 Disability income (b)	0	0	0	0	0	0	0	0	0	0	0	0
15.4 Medicare supplement (b)	0	0	0	0	0	0	0	0	0	0	0	0
15.5 Medicaid Title XIX (b)	0	0	0	0	0	0	0	0	0	0	0	0
15.6 Medicare Title XVIII (b)	0	0	0	0	0	0	0	0	0	0	0	0
15.7 Long-term care (b)	0	0	0	0	0	0	0	0	0	0	0	0
15.8 Federal employees health benefits plan (b)	0	0	0	0	0	0	0	0	0	0	0	0
15.9 Other health (b)	0	0	0	0	0	0	0	0	0	0	0	0
16. Workers' compensation	6,433,044	6,578,588	0	2,529,624	2,818,792	2,477,130	15,715,737	367,410	243,655	1,315,866	248,844	93,949
17.1 Other liability - occurrence	2,788,856	2,607,465	0	999,228	364,395	(73,962)	1,817,584	33,464	(153,019)	308,075	268,580	64,570
17.2 Other liability - claims-Made	4,499	4,353	0	1,420	0	(58,134)	82,133	0	(44,293)	24,580	423	104
17.3 Excess workers' compensation	0	0	0	0	0	0	0	0	0	0	0	0
18.1 Products liability - occurrence	0	0	0	0	0	0	0	0	0	0	0	0
18.2 Products liability - claims-made	0	0	0	0	0	0	0	0	0	0	0	0
19.1 Private passenger auto no-fault (personal injury protection)	0	0	0	0	0	0	0	0	0	0	0	0
19.2 Other private passenger auto liability	0	0	0	0	0	0	0	0	0	0	0	0
19.3 Commercial auto no-fault (personal injury protection)	3,156	4,935	0	1,598	0	4,705	4,785	0	251	251	123	73
19.4 Other commercial auto liability	10,389,091	9,651,224	0	4,407,318	2,860,988	6,849,908	11,472,825	239,247	471,097	995,586	455,541	316,794
21.1 Private passenger auto physical damage	0	0	0	0	0	0	0	0	0	0	0	0
21.2 Commercial auto physical damage	667,739	624,602	0	235,499	49,190	36,495	229,203	42	(9,652)	31,233	89,981	15,460
22. Aircraft (all perils)	0	0	0	0	0	0	0	0	0	0	0	0
23. Fidelity	0	0	0	0	0	0	0	0	0	0	0	0
24. Surety	0	0	0	0	0	0	0	0	0	0	0	0
26. Burglary and theft	0	0	0	0	0	0	0	0	0	0	0	0
27. Boiler and machinery	0	246	0	0	0	76	1,001	0	13	177	0	0
28. Credit	0	0	0	0	0	0	0	0	0	0	0	0
29. International	0	0	0	0	0	0	0	0	0	0	0	0
30. Warranty	0	0	0	0	0	0	0	0	0	0	0	0
31. Reins nonproportional assumed property	XXX	XXX	XXX	XXX	XXX	XXX	XXX	XXX	XXX	XXX	XXX	XXX
32. Reins nonproportional assumed liability	XXX	XXX	XXX	XXX	XXX	XXX	XXX	XXX	XXX	XXX	XXX	XXX
33. Reins nonproportional assumed financial lines	XXX	XXX	XXX	XXX	XXX	XXX	XXX	XXX	XXX	XXX	XXX	XXX
34. Aggregate write-ins for other lines of business	0	0	0	0	0	0	0	0	0	0	0	0
35. Total (a)	20,628,228	19,788,494	0	8,322,422	6,107,825	9,289,685	29,459,206	640,163	507,223	2,712,004	1,109,685	498,865
<b>DETAILS OF WRITE-INS</b>												
3401.												
3402.												
3403.												
3498. Summary of remaining write-ins for Line 34 from overflow page	0	0	0	0	0	0	0	0	0	0	0	0
3499. Totals (Lines 3401 through 3403 plus 3498)(Line 34 above)	0	0	0	0	0	0	0	0	0	0	0	0

(a) Finance and service charges not included in Lines 1 to 35 \$ .....0  
 (b) For health business on indicated lines report: Number of persons insured under PPO managed care products .....0 and number of persons insured under indemnity only products .....0

19 NJ



ANNUAL STATEMENT FOR THE YEAR 2025 OF THE VANLINER INSURANCE COMPANY

EXHIBIT OF PREMIUMS AND LOSSES (Statutory Page 14)

NAIC Group Code 0084

BUSINESS IN THE STATE OF New Mexico

DURING THE YEAR 2025

NAIC Company Code 21172

Table with 12 columns: Line of Business, Direct Premiums Written, Direct Premiums Earned, Dividends Paid or Credited to Policyholders on Direct Business, Direct Unearned Premium Reserves, Direct Losses Paid (deducting salvage), Direct Losses Incurred, Direct Losses Unpaid, Direct Defense and Cost Containment Expense Paid, Direct Defense and Cost Containment Expense Incurred, Direct Defense and Cost Containment Expense Unpaid, Commissions and Brokerage Expenses, Taxes, Licenses and Fees. Rows include various insurance categories like Fire, Multiple peril crop, Federal flood, etc., ending with a Total (a) row.

(a) Finance and service charges not included in Lines 1 to 35 \$ .....0
(b) For health business on indicated lines report: Number of persons insured under PPO managed care products .....0 and number of persons insured under indemnity only products .....0 .

19 NM



ANNUAL STATEMENT FOR THE YEAR 2025 OF THE VANLINER INSURANCE COMPANY

EXHIBIT OF PREMIUMS AND LOSSES (Statutory Page 14)

NAIC Group Code 0084

BUSINESS IN THE STATE OF New York

DURING THE YEAR 2025

NAIC Company Code 21172

Table with 12 columns: Line of Business, Direct Premiums Written, Direct Premiums Earned, Dividends Paid or Credited to Policyholders on Direct Business, Direct Unearned Premium Reserves, Direct Losses Paid (deducting salvage), Direct Losses Incurred, Direct Losses Unpaid, Direct Defense and Cost Containment Expense Paid, Direct Defense and Cost Containment Expense Incurred, Direct Defense and Cost Containment Expense Unpaid, Commissions and Brokerage Expenses, Taxes, Licenses and Fees. Rows include various insurance categories like Fire, Auto, Life, etc., ending with a Total (a) row.

(a) Finance and service charges not included in Lines 1 to 35 \$ 25

(b) For health business on indicated lines report: Number of persons insured under PPO managed care products 0 and number of persons insured under indemnity only products 0

19.NY



ANNUAL STATEMENT FOR THE YEAR 2025 OF THE VANLINER INSURANCE COMPANY

EXHIBIT OF PREMIUMS AND LOSSES (Statutory Page 14)

NAIC Group Code 0084

BUSINESS IN THE STATE OF North Carolina

DURING THE YEAR 2025

NAIC Company Code 21172

Table with 12 columns: Line of Business, Direct Premiums Written, Direct Premiums Earned, Dividends Paid or Credited to Policyholders on Direct Business, Direct Unearned Premium Reserves, Direct Losses Paid (deducting salvage), Direct Losses Incurred, Direct Losses Unpaid, Direct Defense and Cost Containment Expense Paid, Direct Defense and Cost Containment Expense Incurred, Direct Defense and Cost Containment Expense Unpaid, Commissions and Brokerage Expenses, Taxes, Licenses and Fees. Rows include various insurance categories like Fire, Multiple peril crop, Federal flood, etc., and a total row at the bottom.

(a) Finance and service charges not included in Lines 1 to 35 \$ .....0
(b) For health business on indicated lines report: Number of persons insured under PPO managed care products .....0 and number of persons insured under indemnity only products .....0 .

19 NC



ANNUAL STATEMENT FOR THE YEAR 2025 OF THE VANLINER INSURANCE COMPANY

EXHIBIT OF PREMIUMS AND LOSSES (Statutory Page 14)

NAIC Group Code 0084

BUSINESS IN THE STATE OF North Dakota

DURING THE YEAR 2025

NAIC Company Code 21172

Table with 12 columns: Line of Business, Direct Premiums Written, Direct Premiums Earned, Dividends Paid or Credited to Policyholders on Direct Business, Direct Unearned Premium Reserves, Direct Losses Paid (deducting salvage), Direct Losses Incurred, Direct Losses Unpaid, Direct Defense and Cost Containment Expense Paid, Direct Defense and Cost Containment Expense Incurred, Direct Defense and Cost Containment Expense Unpaid, Commissions and Brokerage Expenses, Taxes, Licenses and Fees. Rows include various insurance categories like Fire, Multiple peril crop, Federal flood, etc., ending with a Total (a) row.

(a) Finance and service charges not included in Lines 1 to 35 \$ .....0
(b) For health business on indicated lines report: Number of persons insured under PPO managed care products .....0 and number of persons insured under indemnity only products .....0 .

19 ND



ANNUAL STATEMENT FOR THE YEAR 2025 OF THE VANLINER INSURANCE COMPANY

EXHIBIT OF PREMIUMS AND LOSSES (Statutory Page 14)

NAIC Group Code 0084

BUSINESS IN THE STATE OF Ohio

DURING THE YEAR 2025

NAIC Company Code 21172

Table with 12 columns: Line of Business, Direct Premiums Written, Direct Premiums Earned, Dividends Paid or Credited to Policyholders on Direct Business, Direct Unearned Premium Reserves, Direct Losses Paid (deducting salvage), Direct Losses Incurred, Direct Losses Unpaid, Direct Defense and Cost Containment Expense Paid, Direct Defense and Cost Containment Expense Incurred, Direct Defense and Cost Containment Expense Unpaid, Commissions and Brokerage Expenses, Taxes, Licenses and Fees. Rows include various insurance categories like Fire, Multiple peril crop, Commercial multiple peril, etc.

(a) Finance and service charges not included in Lines 1 to 35 \$ .....0
(b) For health business on indicated lines report: Number of persons insured under PPO managed care products .....0 and number of persons insured under indemnity only products .....0

19 OH



ANNUAL STATEMENT FOR THE YEAR 2025 OF THE VANLINER INSURANCE COMPANY

EXHIBIT OF PREMIUMS AND LOSSES (Statutory Page 14)

NAIC Group Code 0084

BUSINESS IN THE STATE OF Oklahoma

DURING THE YEAR 2025

NAIC Company Code 21172

Table with 12 columns: Line of Business, Direct Premiums Written, Direct Premiums Earned, Dividends Paid or Credited to Policyholders on Direct Business, Direct Unearned Premium Reserves, Direct Losses Paid (deducting salvage), Direct Losses Incurred, Direct Losses Unpaid, Direct Defense and Cost Containment Expense Paid, Direct Defense and Cost Containment Expense Incurred, Direct Defense and Cost Containment Expense Unpaid, Commissions and Brokerage Expenses, Taxes, Licenses and Fees. Rows include various insurance categories like Fire, Multiple peril crop, Federal flood, etc., ending with a Total (a) row.

(a) Finance and service charges not included in Lines 1 to 35 \$ .....0
(b) For health business on indicated lines report: Number of persons insured under PPO managed care products .....0 and number of persons insured under indemnity only products .....

19 OK



**ANNUAL STATEMENT FOR THE YEAR 2025 OF THE VANLINER INSURANCE COMPANY**  
**EXHIBIT OF PREMIUMS AND LOSSES (Statutory Page 14)**

NAIC Group Code 0084

BUSINESS IN THE STATE OF Oregon

DURING THE YEAR 2025

NAIC Company Code 21172

Line of Business	Gross Premiums, Including Policy and Membership Fees, Less Return Premiums and Premiums on Policies not Taken		3 Dividends Paid or Credited to Policyholders on Direct Business	4 Direct Unearned Premium Reserves	5 Direct Losses Paid (deducting salvage)	6 Direct Losses Incurred	7 Direct Losses Unpaid	8 Direct Defense and Cost Containment Expense Paid	9 Direct Defense and Cost Containment Expense Incurred	10 Direct Defense and Cost Containment Expense Unpaid	11 Commissions and Brokerage Expenses	12 Taxes, Licenses and Fees
	1 Direct Premiums Written	2 Direct Premiums Earned										
1. Fire	1,078	809	0	269	0	3	3	0	0	0	162	12
2.1 Allied lines	1,424	1,069	0	355	0	6	6	0	0	1	214	16
2.2 Multiple peril crop	0	0	0	0	0	0	0	0	0	0	0	0
2.3 Federal flood	0	0	0	0	0	0	0	0	0	0	0	0
2.4 Private crop	0	0	0	0	0	0	0	0	0	0	0	0
2.5 Private flood	0	0	0	0	0	0	0	0	0	0	0	0
3. Farmowners multiple peril	0	0	0	0	0	0	0	0	0	0	0	0
4. Homeowners multiple peril	0	0	0	0	0	0	0	0	0	0	0	0
5.1 Commercial multiple peril (non-liability portion)	30,261	33,480	0	13,781	0	8,087	21,125	0	332	5,991	3,054	341
5.2 Commercial multiple peril (liability portion)	6,428	2,693	0	3,927	0	1,320	3,643	0	(207)	1,088	1,028	73
6. Mortgage guaranty	0	0	0	0	0	0	0	0	0	0	0	0
8. Ocean marine	0	0	0	0	0	0	0	0	0	0	0	0
9.1 Inland marine	11,545	11,359	0	8,582	0	1,296	2,096	0	86	151	1,748	130
9.2 Pet insurance plans	0	0	0	0	0	0	0	0	0	0	0	0
10. Financial guaranty	0	0	0	0	0	0	0	0	0	0	0	0
11.1 Medical professional liability - occurrence	0	0	0	0	0	0	0	0	0	0	0	0
11.2 Medical professional liability - claims-made	0	0	0	0	0	0	0	0	0	0	0	0
12. Earthquake	0	0	0	0	0	0	0	0	0	0	0	0
13.1 Comprehensive (hospital and medical) ind (b)	0	0	0	0	0	0	0	0	0	0	0	0
13.2 Comprehensive (hospital and medical) group (b)	0	0	0	0	0	0	0	0	0	0	0	0
14. Credit A&H (group and Individual)	0	0	0	0	0	0	0	0	0	0	0	0
15.1 Vision only (b)	0	0	0	0	0	0	0	0	0	0	0	0
15.2 Dental only (b)	0	0	0	0	0	0	0	0	0	0	0	0
15.3 Disability income (b)	0	0	0	0	0	0	0	0	0	0	0	0
15.4 Medicare supplement (b)	0	0	0	0	0	0	0	0	0	0	0	0
15.5 Medicaid Title XIX (b)	0	0	0	0	0	0	0	0	0	0	0	0
15.6 Medicare Title XVIII (b)	0	0	0	0	0	0	0	0	0	0	0	0
15.7 Long-term care (b)	0	0	0	0	0	0	0	0	0	0	0	0
15.8 Federal employees health benefits plan (b)	0	0	0	0	0	0	0	0	0	0	0	0
15.9 Other health (b)	0	0	0	0	0	0	0	0	0	0	0	0
16. Workers' compensation	738,573	894,746	0	418,241	461,967	803,665	1,573,314	98,036	125,924	164,359	27,033	8,334
17.1 Other liability - occurrence	143,093	145,640	0	86,390	2,200	(50,137)	146,156	0	(13,795)	23,341	14,636	1,615
17.2 Other liability - claims-Made	500	500	0	375	0	0	5,731	0	0	1,715	50	6
17.3 Excess workers' compensation	0	0	0	0	0	0	0	0	0	0	0	0
18.1 Products liability - occurrence	0	0	0	0	0	0	0	0	0	0	0	0
18.2 Products liability - claims-made	0	0	0	0	0	0	0	0	0	0	0	0
19.1 Private passenger auto no-fault (personal injury protection)	0	0	0	0	0	0	0	0	0	0	0	0
19.2 Other private passenger auto liability	0	0	0	0	0	0	0	0	0	0	0	0
19.3 Commercial auto no-fault (personal injury protection)	1,399	735	0	703	0	4	4	0	0	0	0	16
19.4 Other commercial auto liability	602,126	732,935	0	345,374	49,536	126,023	838,792	2,496	3,897	85,107	22,041	6,794
21.1 Private passenger auto physical damage	0	0	0	0	0	0	0	0	0	0	0	0
21.2 Commercial auto physical damage	39,882	50,953	0	28,992	2,300	13,577	27,708	0	559	3,767	5,258	450
22. Aircraft (all perils)	0	0	0	0	0	0	0	0	0	0	0	0
23. Fidelity	0	0	0	0	0	0	0	0	0	0	0	0
24. Surety	0	0	0	0	0	0	0	0	0	0	0	0
26. Burglary and theft	0	0	0	0	0	159	159	0	28	28	0	0
27. Boiler and machinery	519	390	0	129	0	78	103	0	18	78	78	6
28. Credit	0	0	0	0	0	0	0	0	0	0	0	0
29. International	0	0	0	0	0	0	0	0	0	0	0	0
30. Warranty	0	0	0	0	0	0	0	0	0	0	0	0
31. Reins nonproportional assumed property	XXX	XXX	XXX	XXX	XXX	XXX	XXX	XXX	XXX	XXX	XXX	XXX
32. Reins nonproportional assumed liability	XXX	XXX	XXX	XXX	XXX	XXX	XXX	XXX	XXX	XXX	XXX	XXX
33. Reins nonproportional assumed financial lines	XXX	XXX	XXX	XXX	XXX	XXX	XXX	XXX	XXX	XXX	XXX	XXX
34. Aggregate write-ins for other lines of business	0	0	0	0	0	0	0	0	0	0	0	0
35. Total (a)	1,576,828	1,875,308	0	907,119	516,003	907,145	2,618,812	100,532	117,414	285,561	75,302	17,793
<b>DETAILS OF WRITE-INS</b>												
3401.												
3402.												
3403.												
3498. Summary of remaining write-ins for Line 34 from overflow page	0	0	0	0	0	0	0	0	0	0	0	0
3499. Totals (Lines 3401 through 3403 plus 3498)(Line 34 above)	0	0	0	0	0	0	0	0	0	0	0	0

(a) Finance and service charges not included in Lines 1 to 35 \$ .....0  
 (b) For health business on indicated lines report: Number of persons insured under PPO managed care products .....0 and number of persons insured under indemnity only products .....0 .

19 OR



ANNUAL STATEMENT FOR THE YEAR 2025 OF THE VANLINER INSURANCE COMPANY

EXHIBIT OF PREMIUMS AND LOSSES (Statutory Page 14)

NAIC Group Code 0084

BUSINESS IN THE STATE OF Pennsylvania

DURING THE YEAR 2025

NAIC Company Code 21172

Table with 12 columns: Line of Business, Direct Premiums Written, Direct Premiums Earned, Dividends Paid or Credited to Policyholders on Direct Business, Direct Unearned Premium Reserves, Direct Losses Paid (deducting salvage), Direct Losses Incurred, Direct Losses Unpaid, Direct Defense and Cost Containment Expense Paid, Direct Defense and Cost Containment Expense Incurred, Direct Defense and Cost Containment Expense Unpaid, Commissions and Brokerage Expenses, Taxes, Licenses and Fees. Rows include various insurance lines like Fire, Auto, Life, etc., ending with a Total (a) row.

(a) Finance and service charges not included in Lines 1 to 35 \$ .....0
(b) For health business on indicated lines report: Number of persons insured under PPO managed care products .....0 and number of persons insured under indemnity only products .....0 .

19 PA



**ANNUAL STATEMENT FOR THE YEAR 2025 OF THE VANLINER INSURANCE COMPANY**  
**EXHIBIT OF PREMIUMS AND LOSSES (Statutory Page 14)**

NAIC Group Code 0084

BUSINESS IN THE STATE OF Rhode Island

DURING THE YEAR 2025

NAIC Company Code 21172

Line of Business	Gross Premiums, Including Policy and Membership Fees, Less Return Premiums and Premiums on Policies not Taken		3 Dividends Paid or Credited to Policyholders on Direct Business	4 Direct Unearned Premium Reserves	5 Direct Losses Paid (deducting salvage)	6 Direct Losses Incurred	7 Direct Losses Unpaid	8 Direct Defense and Cost Containment Expense Paid	9 Direct Defense and Cost Containment Expense Incurred	10 Direct Defense and Cost Containment Expense Unpaid	11 Commissions and Brokerage Expenses	12 Taxes, Licenses and Fees
	1 Direct Premiums Written	2 Direct Premiums Earned										
1. Fire	0	0	0	0	0	(644)	2	0	(114)	0	0	0
2.1 Allied lines	0	0	0	0	0	(1,485)	4	0	(262)	1	0	0
2.2 Multiple peril crop	0	0	0	0	0	0	0	0	0	0	0	0
2.3 Federal flood	0	0	0	0	0	0	0	0	0	0	0	0
2.4 Private crop	0	0	0	0	0	0	0	0	0	0	0	0
2.5 Private flood	0	0	0	0	0	0	0	0	0	0	0	0
3. Farmowners multiple peril	0	0	0	0	0	0	0	0	0	0	0	0
4. Homeowners multiple peril	0	0	0	0	0	0	0	0	0	0	0	0
5.1 Commercial multiple peril (non-liability portion)	33,081	15,970	0	24,833	0	(1,030)	6,658	0	(1,342)	1,888	4,962	683
5.2 Commercial multiple peril (liability portion)	0	0	0	0	0	(746)	3,979	0	(944)	1,188	0	0
6. Mortgage guaranty	0	0	0	0	0	0	0	0	0	0	0	0
8. Ocean marine	0	0	0	0	0	0	0	0	0	0	0	0
9.1 Inland marine	0	0	0	0	0	849	960	0	103	69	0	0
9.2 Pet insurance plans	0	0	0	0	0	0	0	0	0	0	0	0
10. Financial guaranty	0	0	0	0	0	0	0	0	0	0	0	0
11.1 Medical professional liability - occurrence	0	0	0	0	0	0	0	0	0	0	0	0
11.2 Medical professional liability - claims-made	0	0	0	0	0	0	0	0	0	0	0	0
12. Earthquake	0	0	0	0	0	0	0	0	0	0	0	0
13.1 Comprehensive (hospital and medical) ind (b)	0	0	0	0	0	0	0	0	0	0	0	0
13.2 Comprehensive (hospital and medical) group (b)	0	0	0	0	0	0	0	0	0	0	0	0
14. Credit A&H (group and Individual)	0	0	0	0	0	0	0	0	0	0	0	0
15.1 Vision only (b)	0	0	0	0	0	0	0	0	0	0	0	0
15.2 Dental only (b)	0	0	0	0	0	0	0	0	0	0	0	0
15.3 Disability income (b)	0	0	0	0	0	0	0	0	0	0	0	0
15.4 Medicare supplement (b)	0	0	0	0	0	0	0	0	0	0	0	0
15.5 Medicaid Title XIX (b)	0	0	0	0	0	0	0	0	0	0	0	0
15.6 Medicare Title XVIII (b)	0	0	0	0	0	0	0	0	0	0	0	0
15.7 Long-term care (b)	0	0	0	0	0	0	0	0	0	0	0	0
15.8 Federal employees health benefits plan (b)	0	0	0	0	0	0	0	0	0	0	0	0
15.9 Other health (b)	0	0	0	0	0	0	0	0	0	0	0	0
16. Workers' compensation	1,026,925	1,000,992	0	463,801	558,113	450,091	1,162,580	121,154	114,017	138,273	24,048	26,079
17.1 Other liability - occurrence	20,205	16,345	0	14,386	0	(31,677)	103,333	0	(17,008)	18,395	2,323	417
17.2 Other liability - claims-Made	0	0	0	0	0	(384)	606	0	(291)	181	0	0
17.3 Excess workers' compensation	0	0	0	0	0	0	0	0	0	0	0	0
18.1 Products liability - occurrence	0	0	0	0	0	0	0	0	0	0	0	0
18.2 Products liability - claims-made	0	0	0	0	0	0	0	0	0	0	0	0
19.1 Private passenger auto no-fault (personal injury protection)	0	0	0	0	0	0	0	0	0	0	0	0
19.2 Other private passenger auto liability	0	0	0	0	0	0	0	0	0	0	0	0
19.3 Commercial auto no-fault (personal injury protection)	0	0	0	0	0	(8)	1	0	(1)	0	0	0
19.4 Other commercial auto liability	45,188	44,771	0	32,436	607	36,050	206,168	0	6,229	26,011	4,321	933
21.1 Private passenger auto physical damage	0	0	0	0	0	0	0	0	0	0	0	0
21.2 Commercial auto physical damage	19,002	13,601	0	14,265	0	1,207	12,920	0	36	1,757	1,900	392
22. Aircraft (all perils)	0	0	0	0	0	0	0	0	0	0	0	0
23. Fidelity	0	0	0	0	0	0	0	0	0	0	0	0
24. Surety	0	0	0	0	0	0	0	0	0	0	0	0
26. Burglary and theft	0	0	0	0	0	0	0	0	0	0	0	0
27. Boiler and machinery	0	0	0	0	0	1,611	68	0	284	12	0	0
28. Credit	0	0	0	0	0	0	0	0	0	0	0	0
29. International	0	0	0	0	0	0	0	0	0	0	0	0
30. Warranty	0	0	0	0	0	0	0	0	0	0	0	0
31. Reins nonproportional assumed property	XXX	XXX	XXX	XXX	XXX	XXX	XXX	XXX	XXX	XXX	XXX	XXX
32. Reins nonproportional assumed liability	XXX	XXX	XXX	XXX	XXX	XXX	XXX	XXX	XXX	XXX	XXX	XXX
33. Reins nonproportional assumed financial lines	XXX	XXX	XXX	XXX	XXX	XXX	XXX	XXX	XXX	XXX	XXX	XXX
34. Aggregate write-ins for other lines of business	0	0	0	0	0	0	0	0	0	0	0	0
35. Total (a)	1,144,401	1,091,679	0	549,721	558,719	453,835	1,497,279	121,154	100,706	187,775	37,554	28,505
<b>DETAILS OF WRITE-INS</b>												
3401.												
3402.												
3403.												
3498. Summary of remaining write-ins for Line 34 from overflow page	0	0	0	0	0	0	0	0	0	0	0	0
3499. Totals (Lines 3401 through 3403 plus 3498)(Line 34 above)	0	0	0	0	0	0	0	0	0	0	0	0

(a) Finance and service charges not included in Lines 1 to 35 \$ ..... 25

(b) For health business on indicated lines report: Number of persons insured under PPO managed care products .....0 and number of persons insured under indemnity only products .....0 .

19.RI



ANNUAL STATEMENT FOR THE YEAR 2025 OF THE VANLINER INSURANCE COMPANY

EXHIBIT OF PREMIUMS AND LOSSES (Statutory Page 14)

NAIC Group Code 0084

BUSINESS IN THE STATE OF South Carolina

DURING THE YEAR 2025

NAIC Company Code 21172

Table with 12 columns: Line of Business, Direct Premiums Written, Direct Premiums Earned, Dividends Paid or Credited to Policyholders on Direct Business, Direct Unearned Premium Reserves, Direct Losses Paid (deducting salvage), Direct Losses Incurred, Direct Losses Unpaid, Direct Defense and Cost Containment Expense Paid, Direct Defense and Cost Containment Expense Incurred, Direct Defense and Cost Containment Expense Unpaid, Commissions and Brokerage Expenses, Taxes, Licenses and Fees. Rows include various insurance types like Fire, Multiple peril crop, Commercial multiple peril, etc.

(a) Finance and service charges not included in Lines 1 to 35 \$ .....0
(b) For health business on indicated lines report: Number of persons insured under PPO managed care products .....0 and number of persons insured under indemnity only products .....0 .

19 SC



**ANNUAL STATEMENT FOR THE YEAR 2025 OF THE VANLINER INSURANCE COMPANY**  
**EXHIBIT OF PREMIUMS AND LOSSES (Statutory Page 14)**

NAIC Group Code 0084

BUSINESS IN THE STATE OF South Dakota

DURING THE YEAR 2025

NAIC Company Code 21172

Line of Business	Gross Premiums, Including Policy and Membership Fees, Less Return Premiums and Premiums on Policies not Taken		3 Dividends Paid or Credited to Policyholders on Direct Business	4 Direct Unearned Premium Reserves	5 Direct Losses Paid (deducting salvage)	6 Direct Losses Incurred	7 Direct Losses Unpaid	8 Direct Defense and Cost Containment Expense Paid	9 Direct Defense and Cost Containment Expense Incurred	10 Direct Defense and Cost Containment Expense Unpaid	11 Commissions and Brokerage Expenses	12 Taxes, Licenses and Fees
	1 Direct Premiums Written	2 Direct Premiums Earned										
1. Fire	0	0	0	0	0	4	4	0	1	1	0	0
2.1 Allied lines	0	0	0	0	0	1	1	0	0	0	0	0
2.2 Multiple peril crop	0	0	0	0	0	0	0	0	0	0	0	0
2.3 Federal flood	0	0	0	0	0	0	0	0	0	0	0	0
2.4 Private crop	0	0	0	0	0	0	0	0	0	0	0	0
2.5 Private flood	0	0	0	0	0	0	0	0	0	0	0	0
3. Farmowners multiple peril	0	0	0	0	0	0	0	0	0	0	0	0
4. Homeowners multiple peril	0	0	0	0	0	0	0	0	0	0	0	0
5.1 Commercial multiple peril (non-liability portion)	995	10,354	0	248	0	2,186	6,364	0	(76)	1,705	55	26
5.2 Commercial multiple peril (liability portion)	0	354	0	0	0	166	577	0	25	172	0	0
6. Mortgage guaranty	0	0	0	0	0	0	0	0	0	0	0	0
8. Ocean marine	0	0	0	0	0	0	0	0	0	0	0	0
9.1 Inland marine	4,884	4,961	0	13	0	68	779	0	(9)	56	733	125
9.2 Pet insurance plans	0	0	0	0	0	0	0	0	0	0	0	0
10. Financial guaranty	0	0	0	0	0	0	0	0	0	0	0	0
11.1 Medical professional liability - occurrence	0	0	0	0	0	0	0	0	0	0	0	0
11.2 Medical professional liability - claims-made	0	0	0	0	0	0	0	0	0	0	0	0
12. Earthquake	0	0	0	0	0	0	0	0	0	0	0	0
13.1 Comprehensive (hospital and medical) ind (b)	0	0	0	0	0	0	0	0	0	0	0	0
13.2 Comprehensive (hospital and medical) group (b)	0	0	0	0	0	0	0	0	0	0	0	0
14. Credit A&H (group and Individual)	0	0	0	0	0	0	0	0	0	0	0	0
15.1 Vision only (b)	0	0	0	0	0	0	0	0	0	0	0	0
15.2 Dental only (b)	0	0	0	0	0	0	0	0	0	0	0	0
15.3 Disability income (b)	0	0	0	0	0	0	0	0	0	0	0	0
15.4 Medicare supplement (b)	0	0	0	0	0	0	0	0	0	0	0	0
15.5 Medicaid Title XIX (b)	0	0	0	0	0	0	0	0	0	0	0	0
15.6 Medicare Title XVIII (b)	0	0	0	0	0	0	0	0	0	0	0	0
15.7 Long-term care (b)	0	0	0	0	0	0	0	0	0	0	0	0
15.8 Federal employees health benefits plan (b)	0	0	0	0	0	0	0	0	0	0	0	0
15.9 Other health (b)	0	0	0	0	0	0	0	0	0	0	0	0
16. Workers' compensation	72,826	47,855	0	29,099	0	61,842	65,324	0	10,205	10,674	937	2,368
17.1 Other liability - occurrence	26,841	28,754	0	1,776	0	(33,624)	50,545	0	(10,720)	8,284	3,659	689
17.2 Other liability - claims-Made	0	0	0	0	0	0	0	0	0	0	0	0
17.3 Excess workers' compensation	0	0	0	0	0	0	0	0	0	0	0	0
18.1 Products liability - occurrence	0	0	0	0	0	0	0	0	0	0	0	0
18.2 Products liability - claims-made	0	0	0	0	0	0	0	0	0	0	0	0
19.1 Private passenger auto no-fault (personal injury protection)	0	0	0	0	0	0	0	0	0	0	0	0
19.2 Other private passenger auto liability	0	0	0	0	0	0	0	0	0	0	0	0
19.3 Commercial auto no-fault (personal injury protection)	0	0	0	0	0	0	0	0	0	0	0	0
19.4 Other commercial auto liability	54,893	61,924	0	8,820	0	(18,122)	113,662	39	5,288	13,944	7,041	1,408
21.1 Private passenger auto physical damage	0	0	0	0	0	0	0	0	0	0	0	0
21.2 Commercial auto physical damage	15,640	19,162	0	1,870	0	5,985	8,907	0	865	1,211	2,092	401
22. Aircraft (all perils)	0	0	0	0	0	0	0	0	0	0	0	0
23. Fidelity	0	0	0	0	0	0	0	0	0	0	0	0
24. Surety	0	0	0	0	0	0	0	0	0	0	0	0
26. Burglary and theft	0	0	0	0	0	0	0	0	0	0	0	0
27. Boiler and machinery	0	0	0	0	0	70	65	0	12	11	0	0
28. Credit	0	0	0	0	0	0	0	0	0	0	0	0
29. International	0	0	0	0	0	0	0	0	0	0	0	0
30. Warranty	0	0	0	0	0	0	0	0	0	0	0	0
31. Reins nonproportional assumed property	XXX	XXX	XXX	XXX	XXX	XXX	XXX	XXX	XXX	XXX	XXX	XXX
32. Reins nonproportional assumed liability	XXX	XXX	XXX	XXX	XXX	XXX	XXX	XXX	XXX	XXX	XXX	XXX
33. Reins nonproportional assumed financial lines	XXX	XXX	XXX	XXX	XXX	XXX	XXX	XXX	XXX	XXX	XXX	XXX
34. Aggregate write-ins for other lines of business	0	0	0	0	0	0	0	0	0	0	0	0
35. Total (a)	176,079	173,364	0	41,826	0	18,577	246,227	39	5,590	36,058	14,517	5,017
<b>DETAILS OF WRITE-INS</b>												
3401.												
3402.												
3403.												
3498. Summary of remaining write-ins for Line 34 from overflow page	0	0	0	0	0	0	0	0	0	0	0	0
3499. Totals (Lines 3401 through 3403 plus 3498)(Line 34 above)	0	0	0	0	0	0	0	0	0	0	0	0

(a) Finance and service charges not included in Lines 1 to 35 \$ 0

(b) For health business on indicated lines report: Number of persons insured under PPO managed care products 0 and number of persons insured under indemnity only products 0

19 SD



ANNUAL STATEMENT FOR THE YEAR 2025 OF THE VANLINER INSURANCE COMPANY

EXHIBIT OF PREMIUMS AND LOSSES (Statutory Page 14)

NAIC Group Code 0084

BUSINESS IN THE STATE OF Tennessee

DURING THE YEAR 2025

NAIC Company Code 21172

Table with 12 columns: Line of Business, Direct Premiums Written, Direct Premiums Earned, Dividends Paid or Credited to Policyholders on Direct Business, Direct Unearned Premium Reserves, Direct Losses Paid (deducting salvage), Direct Losses Incurred, Direct Losses Unpaid, Direct Defense and Cost Containment Expense Paid, Direct Defense and Cost Containment Expense Incurred, Direct Defense and Cost Containment Expense Unpaid, Commissions and Brokerage Expenses, Taxes, Licenses and Fees. Rows include various insurance categories like Fire, Auto, Life, and a Total (a) row.

(a) Finance and service charges not included in Lines 1 to 35 \$ .....0
(b) For health business on indicated lines report: Number of persons insured under PPO managed care products .....0 and number of persons insured under indemnity only products .....0 .

19.TN



ANNUAL STATEMENT FOR THE YEAR 2025 OF THE VANLINER INSURANCE COMPANY  
**EXHIBIT OF PREMIUMS AND LOSSES (Statutory Page 14)**

NAIC Group Code 0084

BUSINESS IN THE STATE OF Texas

DURING THE YEAR 2025

NAIC Company Code 21172

Line of Business	Gross Premiums, Including Policy and Membership Fees, Less Return Premiums and Premiums on Policies not Taken		3 Dividends Paid or Credited to Policyholders on Direct Business	4 Direct Unearned Premium Reserves	5 Direct Losses Paid (deducting salvage)	6 Direct Losses Incurred	7 Direct Losses Unpaid	8 Direct Defense and Cost Containment Expense Paid	9 Direct Defense and Cost Containment Expense Incurred	10 Direct Defense and Cost Containment Expense Unpaid	11 Commissions and Brokerage Expenses	12 Taxes, Licenses and Fees
	1 Direct Premiums Written	2 Direct Premiums Earned										
1. Fire	0	46	0	0	0	(73)	13	0	(13)	2	0	0
2.1 Allied lines	1,221	0	0	0	0	(2,141)	40	0	(378)	7	0	0
2.2 Multiple peril crop	0	0	0	0	0	0	0	0	0	0	0	0
2.3 Federal flood	0	0	0	0	0	0	0	0	0	0	0	0
2.4 Private crop	0	0	0	0	0	0	0	0	0	0	0	0
2.5 Private flood	0	0	0	0	0	0	0	0	0	0	0	0
3. Farmowners multiple peril	0	0	0	0	0	0	0	0	0	0	0	0
4. Homeowners multiple peril	0	0	0	0	0	0	0	0	0	0	0	0
5.1 Commercial multiple peril (non-liability portion)	410,827	449,881	0	169,006	0	40,192	127,784	0	(1,009)	36,237	55,943	12,757
5.2 Commercial multiple peril (liability portion)	41,807	40,999	0	25,120	0	5,713	16,063	0	(2)	4,796	5,975	1,298
6. Mortgage guaranty	0	0	0	0	0	0	0	0	0	0	0	0
8. Ocean marine	0	0	0	0	0	0	0	0	0	0	0	0
9.1 Inland marine	31,960	26,642	0	17,144	0	4,362	5,691	0	353	409	4,458	992
9.2 Pet insurance plans	0	0	0	0	0	0	0	0	0	0	0	0
10. Financial guaranty	0	0	0	0	0	0	0	0	0	0	0	0
11.1 Medical professional liability - occurrence	0	0	0	0	0	0	0	0	0	0	0	0
11.2 Medical professional liability - claims-made	0	0	0	0	0	0	0	0	0	0	0	0
12. Earthquake	0	0	0	0	0	0	0	0	0	0	0	0
13.1 Comprehensive (hospital and medical) ind (b)	0	0	0	0	0	0	0	0	0	0	0	0
13.2 Comprehensive (hospital and medical) group (b)	0	0	0	0	0	0	0	0	0	0	0	0
14. Credit A&H (group and Individual)	0	0	0	0	0	0	0	0	0	0	0	0
15.1 Vision only (b)	0	0	0	0	0	0	0	0	0	0	0	0
15.2 Dental only (b)	0	0	0	0	0	0	0	0	0	0	0	0
15.3 Disability income (b)	0	0	0	0	0	0	0	0	0	0	0	0
15.4 Medicare supplement (b)	0	0	0	0	0	0	0	0	0	0	0	0
15.5 Medicaid Title XIX (b)	0	0	0	0	0	0	0	0	0	0	0	0
15.6 Medicare Title XVIII (b)	0	0	0	0	0	0	0	0	0	0	0	0
15.7 Long-term care (b)	0	0	0	0	0	0	0	0	0	0	0	0
15.8 Federal employees health benefits plan (b)	0	0	0	0	0	0	0	0	0	0	0	0
15.9 Other health (b)	0	0	0	0	0	0	0	0	0	0	0	0
16. Workers' compensation	6,474,839	7,824,859	0	2,519,188	1,625,536	1,052,914	17,339,098	296,875	38,705	1,395,276	256,449	201,062
17.1 Other liability - occurrence	1,608,247	1,474,058	0	787,613	105,504	(470,791)	1,282,127	15,932	(167,908)	223,085	139,601	49,941
17.2 Other liability - claims-Made	0	3,599	0	2,114	0	(402)	11,923	0	(1,746)	3,568	630	160
17.3 Excess workers' compensation	0	0	0	0	0	0	0	0	0	0	0	0
18.1 Products liability - occurrence	0	0	0	0	0	0	0	0	0	0	0	0
18.2 Products liability - claims-made	0	0	0	0	0	0	0	0	0	0	0	0
19.1 Private passenger auto no-fault (personal injury protection)	0	0	0	0	0	0	0	0	0	0	0	0
19.2 Other private passenger auto liability	0	0	0	0	0	0	0	0	0	0	0	0
19.3 Commercial auto no-fault (personal injury protection)	61,918	58,203	0	28,326	5,000	5,116	137	0	2	5	5,669	1,923
19.4 Other commercial auto liability	12,052,686	10,540,789	0	5,857,400	4,416,316	7,222,482	11,579,220	453,357	983,089	1,264,723	515,800	374,269
21.1 Private passenger auto physical damage	0	0	0	0	0	0	0	0	0	0	0	0
21.2 Commercial auto physical damage	561,839	508,449	0	284,917	264,230	328,712	251,865	0	(1,739)	24,209	59,835	17,447
22. Aircraft (all perils)	0	0	0	0	0	0	0	0	0	0	0	0
23. Fidelity	0	0	0	0	0	0	0	0	0	0	0	0
24. Surety	0	0	0	0	0	0	0	0	0	0	0	0
26. Burglary and theft	0	0	0	0	0	326	326	0	58	58	0	0
27. Boiler and machinery	0	73	0	0	0	397	652	0	70	115	0	0
28. Credit	0	0	0	0	0	0	0	0	0	0	0	0
29. International	0	0	0	0	0	0	0	0	0	0	0	0
30. Warranty	0	0	0	0	0	0	0	0	0	0	0	0
31. Reins nonproportional assumed property	XXX	XXX	XXX	XXX	XXX	XXX	XXX	XXX	XXX	XXX	XXX	XXX
32. Reins nonproportional assumed liability	XXX	XXX	XXX	XXX	XXX	XXX	XXX	XXX	XXX	XXX	XXX	XXX
33. Reins nonproportional assumed financial lines	XXX	XXX	XXX	XXX	XXX	XXX	XXX	XXX	XXX	XXX	XXX	XXX
34. Aggregate write-ins for other lines of business	0	0	0	0	0	0	0	0	0	0	0	0
35. Total (a)	21,249,278	20,928,821	0	9,690,829	6,416,585	8,186,809	30,614,939	706,163	849,480	2,952,492	1,044,359	659,849
<b>DETAILS OF WRITE-INS</b>												
3401.												
3402.												
3403.												
3498. Summary of remaining write-ins for Line 34 from overflow page	0	0	0	0	0	0	0	0	0	0	0	0
3499. Totals (Lines 3401 through 3403 plus 3498)(Line 34 above)	0	0	0	0	0	0	0	0	0	0	0	0

(a) Finance and service charges not included in Lines 1 to 35 \$ 25

(b) For health business on indicated lines report: Number of persons insured under PPO managed care products 0 and number of persons insured under indemnity only products 0

19.TX



**ANNUAL STATEMENT FOR THE YEAR 2025 OF THE VANLINER INSURANCE COMPANY**  
**EXHIBIT OF PREMIUMS AND LOSSES (Statutory Page 14)**

NAIC Group Code 0084

BUSINESS IN THE STATE OF Utah

DURING THE YEAR 2025

NAIC Company Code 21172

Line of Business	Gross Premiums, Including Policy and Membership Fees, Less Return Premiums and Premiums on Policies not Taken		3 Dividends Paid or Credited to Policyholders on Direct Business	4 Direct Unearned Premium Reserves	5 Direct Losses Paid (deducting salvage)	6 Direct Losses Incurred	7 Direct Losses Unpaid	8 Direct Defense and Cost Containment Expense Paid	9 Direct Defense and Cost Containment Expense Incurred	10 Direct Defense and Cost Containment Expense Unpaid	11 Commissions and Brokerage Expenses	12 Taxes, Licenses and Fees
	1 Direct Premiums Written	2 Direct Premiums Earned										
1. Fire	1,142	914	0	228	0	1	1	0	0	0	137	26
2.1 Allied lines	7,367	5,894	0	1,473	0	3	3	0	0	1	884	171
2.2 Multiple peril crop	0	0	0	0	0	0	0	0	0	0	0	0
2.3 Federal flood	0	0	0	0	0	0	0	0	0	0	0	0
2.4 Private crop	0	0	0	0	0	0	0	0	0	0	0	0
2.5 Private flood	0	0	0	0	0	0	0	0	0	0	0	0
3. Farmowners multiple peril	0	0	0	0	0	0	0	0	0	0	0	0
4. Homeowners multiple peril	0	0	0	0	0	0	0	0	0	0	0	0
5.1 Commercial multiple peril (non-liability portion)	74,385	89,546	0	52,906	0	1,985	18,954	0	(563)	5,375	9,331	1,722
5.2 Commercial multiple peril (liability portion)	2,933	10,669	0	1,509	0	1,173	2,479	0	255	740	352	68
6. Mortgage guaranty	0	0	0	0	0	0	0	0	0	0	0	0
8. Ocean marine	0	0	0	0	0	0	0	0	0	0	0	0
9.1 Inland marine	9,153	15,687	0	6,840	0	442	1,660	0	6	119	1,147	212
9.2 Pet insurance plans	0	0	0	0	0	0	0	0	0	0	0	0
10. Financial guaranty	0	0	0	0	0	0	0	0	0	0	0	0
11.1 Medical professional liability - occurrence	0	0	0	0	0	0	0	0	0	0	0	0
11.2 Medical professional liability - claims-made	0	0	0	0	0	0	0	0	0	0	0	0
12. Earthquake	0	0	0	0	0	0	0	0	0	0	0	0
13.1 Comprehensive (hospital and medical) ind (b)	0	0	0	0	0	0	0	0	0	0	0	0
13.2 Comprehensive (hospital and medical) group (b)	0	0	0	0	0	0	0	0	0	0	0	0
14. Credit A&H (group and Individual)	0	0	0	0	0	0	0	0	0	0	0	0
15.1 Vision only (b)	0	0	0	0	0	0	0	0	0	0	0	0
15.2 Dental only (b)	0	0	0	0	0	0	0	0	0	0	0	0
15.3 Disability income (b)	0	0	0	0	0	0	0	0	0	0	0	0
15.4 Medicare supplement (b)	0	0	0	0	0	0	0	0	0	0	0	0
15.5 Medicaid Title XIX (b)	0	0	0	0	0	0	0	0	0	0	0	0
15.6 Medicare Title XVIII (b)	0	0	0	0	0	0	0	0	0	0	0	0
15.7 Long-term care (b)	0	0	0	0	0	0	0	0	0	0	0	0
15.8 Federal employees health benefits plan (b)	0	0	0	0	0	0	0	0	0	0	0	0
15.9 Other health (b)	0	0	0	0	0	0	0	0	0	0	0	0
16. Workers' compensation	789,492	828,055	0	338,680	464,495	278,893	1,109,048	22,440	(4,308)	167,258	63,359	22,226
17.1 Other liability - occurrence	707,617	714,050	0	499,090	31,342	(196,967)	269,848	0	(39,989)	49,324	64,889	16,383
17.2 Other liability - claims-Made	1,000	1,000	0	0	0	(2,088)	751	0	(1,033)	781	98	23
17.3 Excess workers' compensation	0	0	0	0	0	0	0	0	0	0	0	0
18.1 Products liability - occurrence	0	0	0	0	0	0	0	0	0	0	0	0
18.2 Products liability - claims-made	0	0	0	0	0	0	0	0	0	0	0	0
19.1 Private passenger auto no-fault (personal injury protection)	0	0	0	0	0	0	0	0	0	0	0	0
19.2 Other private passenger auto liability	0	0	0	0	0	0	0	0	0	0	0	0
19.3 Commercial auto no-fault (personal injury protection)	9,100	8,769	0	6,442	0	12	12	0	0	0	897	211
19.4 Other commercial auto liability	650,308	625,554	0	428,522	829,963	96,843	641,263	17,538	(8,812)	99,825	63,609	15,056
21.1 Private passenger auto physical damage	0	0	0	0	0	0	0	0	0	0	0	0
21.2 Commercial auto physical damage	281,013	282,726	0	197,808	66,445	32,757	48,984	0	(7,003)	6,141	31,787	6,506
22. Aircraft (all perils)	0	0	0	0	0	0	0	0	0	0	0	0
23. Fidelity	0	0	0	0	0	0	0	0	0	0	0	0
24. Surety	0	0	0	0	0	0	0	0	0	0	0	0
26. Burglary and theft	0	0	0	0	0	0	0	0	0	0	0	0
27. Boiler and machinery	1,001	801	0	200	0	104	71	0	18	12	120	23
28. Credit	0	0	0	0	0	0	0	0	0	0	0	0
29. International	0	0	0	0	0	0	0	0	0	0	0	0
30. Warranty	0	0	0	0	0	0	0	0	0	0	0	0
31. Reins nonproportional assumed property	XXX	XXX	XXX	XXX	XXX	XXX	XXX	XXX	XXX	XXX	XXX	XXX
32. Reins nonproportional assumed liability	XXX	XXX	XXX	XXX	XXX	XXX	XXX	XXX	XXX	XXX	XXX	XXX
33. Reins nonproportional assumed financial lines	XXX	XXX	XXX	XXX	XXX	XXX	XXX	XXX	XXX	XXX	XXX	XXX
34. Aggregate write-ins for other lines of business	0	0	0	0	0	0	0	0	0	0	0	0
35. Total (a)	2,534,511	2,583,665	0	1,534,450	1,392,245	213,158	2,094,934	39,978	(61,428)	329,578	236,610	62,628
<b>DETAILS OF WRITE-INS</b>												
3401.												
3402.												
3403.												
3498. Summary of remaining write-ins for Line 34 from overflow page	0	0	0	0	0	0	0	0	0	0	0	0
3499. Totals (Lines 3401 through 3403 plus 3498)(Line 34 above)	0	0	0	0	0	0	0	0	0	0	0	0

(a) Finance and service charges not included in Lines 1 to 35 \$ .....0  
 (b) For health business on indicated lines report: Number of persons insured under PPO managed care products .....0 and number of persons insured under indemnity only products .....0

19 UT



**ANNUAL STATEMENT FOR THE YEAR 2025 OF THE VANLINER INSURANCE COMPANY**  
**EXHIBIT OF PREMIUMS AND LOSSES (Statutory Page 14)**

NAIC Group Code 0084

BUSINESS IN THE STATE OF Vermont

DURING THE YEAR 2025

NAIC Company Code 21172

Line of Business	Gross Premiums, Including Policy and Membership Fees, Less Return Premiums and Premiums on Policies not Taken		3 Dividends Paid or Credited to Policyholders on Direct Business	4 Direct Unearned Premium Reserves	5 Direct Losses Paid (deducting salvage)	6 Direct Losses Incurred	7 Direct Losses Unpaid	8 Direct Defense and Cost Containment Expense Paid	9 Direct Defense and Cost Containment Expense Incurred	10 Direct Defense and Cost Containment Expense Unpaid	11 Commissions and Brokerage Expenses	12 Taxes, Licenses and Fees
	1 Direct Premiums Written	2 Direct Premiums Earned										
1. Fire	0	0	0	0	0	4	4	0	1	1	0	0
2.1 Allied lines	0	0	0	0	0	1	1	0	0	0	0	0
2.2 Multiple peril crop	0	0	0	0	0	0	0	0	0	0	0	0
2.3 Federal flood	0	0	0	0	0	0	0	0	0	0	0	0
2.4 Private crop	0	0	0	0	0	0	0	0	0	0	0	0
2.5 Private flood	0	0	0	0	0	0	0	0	0	0	0	0
3. Farmowners multiple peril	0	0	0	0	0	0	0	0	0	0	0	0
4. Homeowners multiple peril	0	0	0	0	0	0	0	0	0	0	0	0
5.1 Commercial multiple peril (non-liability portion)	50,059	51,434	0	12,480	32,911	29,097	17,070	0	(4,458)	4,841	7,509	1,109
5.2 Commercial multiple peril (liability portion)	4,934	4,990	0	1,230	0	(88)	862	0	(101)	257	740	109
6. Mortgage guaranty	0	0	0	0	0	0	0	0	0	0	0	0
8. Ocean marine	0	0	0	0	0	0	0	0	0	0	0	0
9.1 Inland marine	2,767	2,711	0	690	0	1,060	1,266	0	75	91	415	61
9.2 Pet insurance plans	0	0	0	0	0	0	0	0	0	0	0	0
10. Financial guaranty	0	0	0	0	0	0	0	0	0	0	0	0
11.1 Medical professional liability - occurrence	0	0	0	0	0	0	0	0	0	0	0	0
11.2 Medical professional liability - claims-made	0	0	0	0	0	0	0	0	0	0	0	0
12. Earthquake	0	0	0	0	0	0	0	0	0	0	0	0
13.1 Comprehensive (hospital and medical) ind (b)	0	0	0	0	0	0	0	0	0	0	0	0
13.2 Comprehensive (hospital and medical) group (b)	0	0	0	0	0	0	0	0	0	0	0	0
14. Credit A&H (group and Individual)	0	0	0	0	0	0	0	0	0	0	0	0
15.1 Vision only (b)	0	0	0	0	0	0	0	0	0	0	0	0
15.2 Dental only (b)	0	0	0	0	0	0	0	0	0	0	0	0
15.3 Disability income (b)	0	0	0	0	0	0	0	0	0	0	0	0
15.4 Medicare supplement (b)	0	0	0	0	0	0	0	0	0	0	0	0
15.5 Medicaid Title XIX (b)	0	0	0	0	0	0	0	0	0	0	0	0
15.6 Medicare Title XVIII (b)	0	0	0	0	0	0	0	0	0	0	0	0
15.7 Long-term care (b)	0	0	0	0	0	0	0	0	0	0	0	0
15.8 Federal employees health benefits plan (b)	0	0	0	0	0	0	0	0	0	0	0	0
15.9 Other health (b)	0	0	0	0	0	0	0	0	0	0	0	0
16. Workers' compensation	538,221	535,493	0	342,918	1,048,865	256,645	876,998	13,573	(29,383)	105,520	26,811	11,877
17.1 Other liability - occurrence	184,354	184,880	0	45,962	8,174	(7,934)	109,994	0	(8,040)	19,756	18,287	4,084
17.2 Other liability - claims-Made	0	0	0	0	0	0	7,643	0	1,276	2,287	0	0
17.3 Excess workers' compensation	0	0	0	0	0	0	0	0	0	0	0	0
18.1 Products liability - occurrence	0	0	0	0	0	0	0	0	0	0	0	0
18.2 Products liability - claims-made	0	0	0	0	0	0	0	0	0	0	0	0
19.1 Private passenger auto no-fault (personal injury protection)	0	0	0	0	0	0	0	0	0	0	0	0
19.2 Other private passenger auto liability	0	0	0	0	0	0	0	0	0	0	0	0
19.3 Commercial auto no-fault (personal injury protection)	0	0	0	0	0	1	1	0	0	0	0	0
19.4 Other commercial auto liability	267,751	266,321	0	66,462	26,168	(5,534)	255,953	75	(28,771)	32,106	40,163	5,931
21.1 Private passenger auto physical damage	0	0	0	0	0	0	0	0	0	0	0	0
21.2 Commercial auto physical damage	156,582	157,150	0	40,153	60,133	45,033	25,045	0	(2,061)	3,407	23,487	3,469
22. Aircraft (all perils)	0	0	0	0	0	0	0	0	0	0	0	0
23. Fidelity	0	0	0	0	0	0	0	0	0	0	0	0
24. Surety	0	0	0	0	0	0	0	0	0	0	0	0
26. Burglary and theft	0	0	0	0	0	0	0	0	0	0	0	0
27. Boiler and machinery	0	0	0	0	0	18	47	0	3	8	0	0
28. Credit	0	0	0	0	0	0	0	0	0	0	0	0
29. International	0	0	0	0	0	0	0	0	0	0	0	0
30. Warranty	0	0	0	0	0	0	0	0	0	0	0	0
31. Reins nonproportional assumed property	XXX	XXX	XXX	XXX	XXX	XXX	XXX	XXX	XXX	XXX	XXX	XXX
32. Reins nonproportional assumed liability	XXX	XXX	XXX	XXX	XXX	XXX	XXX	XXX	XXX	XXX	XXX	XXX
33. Reins nonproportional assumed financial lines	XXX	XXX	XXX	XXX	XXX	XXX	XXX	XXX	XXX	XXX	XXX	XXX
34. Aggregate write-ins for other lines of business	0	0	0	0	0	0	0	0	0	0	0	0
35. Total (a)	1,204,668	1,202,979	0	509,896	1,176,251	324,027	1,294,884	13,648	(71,459)	168,274	117,412	26,641
<b>DETAILS OF WRITE-INS</b>												
3401.												
3402.												
3403.												
3498. Summary of remaining write-ins for Line 34 from overflow page	0	0	0	0	0	0	0	0	0	0	0	0
3499. Totals (Lines 3401 through 3403 plus 3498)(Line 34 above)	0	0	0	0	0	0	0	0	0	0	0	0

(a) Finance and service charges not included in Lines 1 to 35 \$ .....0  
 (b) For health business on indicated lines report: Number of persons insured under PPO managed care products .....0 and number of persons insured under indemnity only products .....0 .

19.VT



ANNUAL STATEMENT FOR THE YEAR 2025 OF THE VANLINER INSURANCE COMPANY

EXHIBIT OF PREMIUMS AND LOSSES (Statutory Page 14)

NAIC Group Code 0084

BUSINESS IN THE STATE OF Virginia

DURING THE YEAR 2025

NAIC Company Code 21172

Table with 12 columns: Line of Business, Direct Premiums Written, Direct Premiums Earned, Dividends Paid or Credited to Policyholders on Direct Business, Direct Unearned Premium Reserves, Direct Losses Paid (deducting salvage), Direct Losses Incurred, Direct Losses Unpaid, Direct Defense and Cost Containment Expense Paid, Direct Defense and Cost Containment Expense Incurred, Direct Defense and Cost Containment Expense Unpaid, Commissions and Brokerage Expenses, Taxes, Licenses and Fees. Rows include various insurance categories like Fire, Auto, Life, and a Total (a) row.

(a) Finance and service charges not included in Lines 1 to 35 \$ .....0
(b) For health business on indicated lines report: Number of persons insured under PPO managed care products .....0 and number of persons insured under indemnity only products .....0 .

19 VA



ANNUAL STATEMENT FOR THE YEAR 2025 OF THE VANLINER INSURANCE COMPANY

EXHIBIT OF PREMIUMS AND LOSSES (Statutory Page 14)

NAIC Group Code 0084

BUSINESS IN THE STATE OF Washington

DURING THE YEAR 2025

NAIC Company Code 21172

Table with 12 columns: Line of Business, Direct Premiums Written, Direct Premiums Earned, Dividends Paid or Credited to Policyholders on Direct Business, Direct Unearned Premium Reserves, Direct Losses Paid (deducting salvage), Direct Losses Incurred, Direct Losses Unpaid, Direct Defense and Cost Containment Expense Paid, Direct Defense and Cost Containment Expense Incurred, Direct Defense and Cost Containment Expense Unpaid, Commissions and Brokerage Expenses, Taxes, Licenses and Fees. Rows include Fire, Multiple peril crop, Federal flood, Private crop, Farmowners multiple peril, Homeowners multiple peril, Commercial multiple peril (non-liability portion), Commercial multiple peril (liability portion), Mortgage guaranty, Ocean marine, Inland marine, Pet insurance plans, Financial guaranty, Medical professional liability, Earthquake, Comprehensive (hospital and medical) ind (b), Comprehensive (hospital and medical) group (b), Credit A&H (group and Individual), Vision only (b), Dental only (b), Disability income (b), Medicare supplement (b), Medicaid Title XIX (b), Medicare Title XVIII (b), Long-term care (b), Federal employees health benefits plan (b), Other health (b), Workers' compensation, Other liability - occurrence, Other liability - claims-Made, Excess workers' compensation, Products liability - occurrence, Products liability - claims-made, Private passenger auto no-fault (personal injury protection), Other private passenger auto liability, Commercial auto no-fault (personal injury protection), Other commercial auto liability, Private passenger auto physical damage, Commercial auto physical damage, Aircraft (all perils), Fidelity, Surety, Burglary and theft, Boiler and machinery, Credit, International, Warranty, Reins nonproportional assumed property, Reins nonproportional assumed liability, Reins nonproportional assumed financial lines, Aggregate write-ins for other lines of business, Total (a), DETAILS OF WRITE-INS (3401-3403), Summary of remaining write-ins for Line 34 from overflow page (3498), Totals (Lines 3401 through 3403 plus 3498)(Line 34 above) (3499).

19/WA

(a) Finance and service charges not included in Lines 1 to 35 \$ .....0  
(b) For health business on indicated lines report: Number of persons insured under PPO managed care products .....0 and number of persons insured under indemnity only products .....



ANNUAL STATEMENT FOR THE YEAR 2025 OF THE VANLINER INSURANCE COMPANY

EXHIBIT OF PREMIUMS AND LOSSES (Statutory Page 14)

NAIC Group Code 0084

BUSINESS IN THE STATE OF West Virginia

DURING THE YEAR 2025

NAIC Company Code 21172

Table with 12 columns: Line of Business, Direct Premiums Written, Direct Premiums Earned, Dividends Paid or Credited to Policyholders on Direct Business, Direct Unearned Premium Reserves, Direct Losses Paid (deducting salvage), Direct Losses Incurred, Direct Losses Unpaid, Direct Defense and Cost Containment Expense Paid, Direct Defense and Cost Containment Expense Incurred, Direct Defense and Cost Containment Expense Unpaid, Commissions and Brokerage Expenses, Taxes, Licenses and Fees. Rows include various insurance categories like Fire, Multiple peril crop, Federal flood, etc., ending with a Total (a) row.

(a) Finance and service charges not included in Lines 1 to 35 \$ .....0
(b) For health business on indicated lines report: Number of persons insured under PPO managed care products .....0 and number of persons insured under indemnity only products .....0 .

191VV



**ANNUAL STATEMENT FOR THE YEAR 2025 OF THE VANLINER INSURANCE COMPANY**  
**EXHIBIT OF PREMIUMS AND LOSSES (Statutory Page 14)**

NAIC Group Code 0084

BUSINESS IN THE STATE OF Wisconsin

DURING THE YEAR 2025

NAIC Company Code 21172

Line of Business	Gross Premiums, Including Policy and Membership Fees, Less Return Premiums and Premiums on Policies not Taken		3 Dividends Paid or Credited to Policyholders on Direct Business	4 Direct Unearned Premium Reserves	5 Direct Losses Paid (deducting salvage)	6 Direct Losses Incurred	7 Direct Losses Unpaid	8 Direct Defense and Cost Containment Expense Paid	9 Direct Defense and Cost Containment Expense Incurred	10 Direct Defense and Cost Containment Expense Unpaid	11 Commissions and Brokerage Expenses	12 Taxes, Licenses and Fees
	1 Direct Premiums Written	2 Direct Premiums Earned										
1. Fire	0	0	0	0	0	0	0	0	0	0	0	0
2.1 Allied lines	0	0	0	0	0	0	0	0	0	0	0	0
2.2 Multiple peril crop	0	0	0	0	0	0	0	0	0	0	0	0
2.3 Federal flood	0	0	0	0	0	0	0	0	0	0	0	0
2.4 Private crop	0	0	0	0	0	0	0	0	0	0	0	0
2.5 Private flood	0	0	0	0	0	0	0	0	0	0	0	0
3. Farmowners multiple peril	0	0	0	0	0	0	0	0	0	0	0	0
4. Homeowners multiple peril	0	0	0	0	0	0	0	0	0	0	0	0
5.1 Commercial multiple peril (non-liability portion)	70,057	68,942	0	9,140	0	15,202	32,010	0	2,101	9,078	8,884	1,447
5.2 Commercial multiple peril (liability portion)	20,964	19,380	0	4,796	0	2,625	4,720	0	194	1,409	2,948	433
6. Mortgage guaranty	0	0	0	0	0	0	0	0	0	0	0	0
8. Ocean marine	0	0	0	0	0	0	0	0	0	0	0	0
9.1 Inland marine	5,492	6,020	0	1,401	0	(239)	1,473	0	(163)	106	701	113
9.2 Pet insurance plans	0	0	0	0	0	0	0	0	0	0	0	0
10. Financial guaranty	0	0	0	0	0	0	0	0	0	0	0	0
11.1 Medical professional liability - occurrence	0	0	0	0	0	0	0	0	0	0	0	0
11.2 Medical professional liability - claims-made	0	0	0	0	0	0	0	0	0	0	0	0
12. Earthquake	0	0	0	0	0	0	0	0	0	0	0	0
13.1 Comprehensive (hospital and medical) ind (b)	0	0	0	0	0	0	0	0	0	0	0	0
13.2 Comprehensive (hospital and medical) group (b)	0	0	0	0	0	0	0	0	0	0	0	0
14. Credit A&H (group and Individual)	0	0	0	0	0	0	0	0	0	0	0	0
15.1 Vision only (b)	0	0	0	0	0	0	0	0	0	0	0	0
15.2 Dental only (b)	0	0	0	0	0	0	0	0	0	0	0	0
15.3 Disability income (b)	0	0	0	0	0	0	0	0	0	0	0	0
15.4 Medicare supplement (b)	0	0	0	0	0	0	0	0	0	0	0	0
15.5 Medicaid Title XIX (b)	0	0	0	0	0	0	0	0	0	0	0	0
15.6 Medicare Title XVIII (b)	0	0	0	0	0	0	0	0	0	0	0	0
15.7 Long-term care (b)	0	0	0	0	0	0	0	0	0	0	0	0
15.8 Federal employees health benefits plan (b)	0	0	0	0	0	0	0	0	0	0	0	0
15.9 Other health (b)	0	0	0	0	0	0	0	0	0	0	0	0
16. Workers' compensation	1,864,685	1,768,846	0	519,342	1,373,629	1,278,710	2,266,932	113,547	139,689	317,689	40,204	19,818
17.1 Other liability - occurrence	362,702	392,849	0	49,232	6,137	414,691	689,437	0	17,513	74,673	29,889	7,491
17.2 Other liability - claims-Made	1,500	1,334	0	292	0	2,665	9,057	0	(521)	2,711	164	31
17.3 Excess workers' compensation	0	0	0	0	0	0	0	0	0	0	0	0
18.1 Products liability - occurrence	0	0	0	0	0	0	0	0	0	0	0	0
18.2 Products liability - claims-made	0	0	0	0	0	0	0	0	0	0	0	0
19.1 Private passenger auto no-fault (personal injury protection)	0	0	0	0	0	0	0	0	0	0	0	0
19.2 Other private passenger auto liability	0	0	0	0	0	0	0	0	0	0	0	0
19.3 Commercial auto no-fault (personal injury protection)	0	0	0	0	0	2	2	0	0	0	0	0
19.4 Other commercial auto liability	811,038	803,160	0	178,852	221,267	1,859,706	2,605,813	21,137	25,394	154,900	53,207	16,750
21.1 Private passenger auto physical damage	0	0	0	0	0	0	0	0	0	0	0	0
21.2 Commercial auto physical damage	288,591	300,079	0	53,428	189,750	302,606	229,004	0	(7,864)	11,751	29,037	5,960
22. Aircraft (all perils)	0	0	0	0	0	0	0	0	0	0	0	0
23. Fidelity	0	0	0	0	0	0	0	0	0	0	0	0
24. Surety	0	0	0	0	0	0	0	0	0	0	0	0
26. Burglary and theft	0	0	0	0	0	44	44	0	8	8	0	0
27. Boiler and machinery	0	0	0	0	0	49	34	0	9	6	0	0
28. Credit	0	0	0	0	0	0	0	0	0	0	0	0
29. International	0	0	0	0	0	0	0	0	0	0	0	0
30. Warranty	0	0	0	0	0	0	0	0	0	0	0	0
31. Reins nonproportional assumed property	XXX	XXX	XXX	XXX	XXX	XXX	XXX	XXX	XXX	XXX	XXX	XXX
32. Reins nonproportional assumed liability	XXX	XXX	XXX	XXX	XXX	XXX	XXX	XXX	XXX	XXX	XXX	XXX
33. Reins nonproportional assumed financial lines	XXX	XXX	XXX	XXX	XXX	XXX	XXX	XXX	XXX	XXX	XXX	XXX
34. Aggregate write-ins for other lines of business	0	0	0	0	0	0	0	0	0	0	0	0
35. Total (a)	3,425,029	3,360,611	0	816,483	1,790,783	3,876,062	5,838,529	134,684	176,359	572,330	165,033	52,043
<b>DETAILS OF WRITE-INS</b>												
3401.												
3402.												
3403.												
3498. Summary of remaining write-ins for Line 34 from overflow page	0	0	0	0	0	0	0	0	0	0	0	0
3499. Totals (Lines 3401 through 3403 plus 3498)(Line 34 above)	0	0	0	0	0	0	0	0	0	0	0	0

(a) Finance and service charges not included in Lines 1 to 35 \$ .....0  
 (b) For health business on indicated lines report: Number of persons insured under PPO managed care products .....0 and number of persons insured under indemnity only products .....

19.WI



**ANNUAL STATEMENT FOR THE YEAR 2025 OF THE VANLINER INSURANCE COMPANY**  
**EXHIBIT OF PREMIUMS AND LOSSES (Statutory Page 14)**

NAIC Group Code 0084

BUSINESS IN THE STATE OF Wyoming

DURING THE YEAR 2025

NAIC Company Code 21172

Line of Business	Gross Premiums, Including Policy and Membership Fees, Less Return Premiums and Premiums on Policies not Taken		3 Dividends Paid or Credited to Policyholders on Direct Business	4 Direct Unearned Premium Reserves	5 Direct Losses Paid (deducting salvage)	6 Direct Losses Incurred	7 Direct Losses Unpaid	8 Direct Defense and Cost Containment Expense Paid	9 Direct Defense and Cost Containment Expense Incurred	10 Direct Defense and Cost Containment Expense Unpaid	11 Commissions and Brokerage Expenses	12 Taxes, Licenses and Fees
	1 Direct Premiums Written	2 Direct Premiums Earned										
1. Fire	0	0	0	0	0	0	0	0	0	0	0	0
2.1 Allied lines	0	0	0	0	0	0	0	0	0	0	0	0
2.2 Multiple peril crop	0	0	0	0	0	0	0	0	0	0	0	0
2.3 Federal flood	0	0	0	0	0	0	0	0	0	0	0	0
2.4 Private crop	0	0	0	0	0	0	0	0	0	0	0	0
2.5 Private flood	0	0	0	0	0	0	0	0	0	0	0	0
3. Farmowners multiple peril	0	0	0	0	0	0	0	0	0	0	0	0
4. Homeowners multiple peril	0	0	0	0	0	0	0	0	0	0	0	0
5.1 Commercial multiple peril (non-liability portion)	15,710	14,847	0	5,213	0	1,881	4,098	276	1,162	1,885	324	0
5.2 Commercial multiple peril (liability portion)	3,805	3,147	0	1,257	0	279	583	45	174	457	79	0
6. Mortgage guaranty	0	0	0	0	0	0	0	0	0	0	0	0
8. Ocean marine	0	0	0	0	0	0	0	0	0	0	0	0
9.1 Inland marine	946	1,020	0	304	0	155	207	11	15	114	20	0
9.2 Pet insurance plans	0	0	0	0	0	0	0	0	0	0	0	0
10. Financial guaranty	0	0	0	0	0	0	0	0	0	0	0	0
11.1 Medical professional liability - occurrence	0	0	0	0	0	0	0	0	0	0	0	0
11.2 Medical professional liability - claims-made	0	0	0	0	0	0	0	0	0	0	0	0
12. Earthquake	0	0	0	0	0	0	0	0	0	0	0	0
13.1 Comprehensive (hospital and medical) ind (b)	0	0	0	0	0	0	0	0	0	0	0	0
13.2 Comprehensive (hospital and medical) group (b)	0	0	0	0	0	0	0	0	0	0	0	0
14. Credit A&H (group and Individual)	0	0	0	0	0	0	0	0	0	0	0	0
15.1 Vision only (b)	0	0	0	0	0	0	0	0	0	0	0	0
15.2 Dental only (b)	0	0	0	0	0	0	0	0	0	0	0	0
15.3 Disability income (b)	0	0	0	0	0	0	0	0	0	0	0	0
15.4 Medicare supplement (b)	0	0	0	0	0	0	0	0	0	0	0	0
15.5 Medicaid Title XIX (b)	0	0	0	0	0	0	0	0	0	0	0	0
15.6 Medicare Title XVIII (b)	0	0	0	0	0	0	0	0	0	0	0	0
15.7 Long-term care (b)	0	0	0	0	0	0	0	0	0	0	0	0
15.8 Federal employees health benefits plan (b)	0	0	0	0	0	0	0	0	0	0	0	0
15.9 Other health (b)	0	0	0	0	0	0	0	0	0	0	0	0
16. Workers' compensation	0	0	0	0	0	0	0	0	0	0	0	0
17.1 Other liability - occurrence	40,989	44,126	0	13,591	0	15,145	33,804	3,413	6,015	3,260	847	0
17.2 Other liability - claims-Made	0	0	0	0	0	0	0	0	0	0	0	0
17.3 Excess workers' compensation	0	0	0	0	0	0	0	0	0	0	0	0
18.1 Products liability - occurrence	0	0	0	0	0	0	0	0	0	0	0	0
18.2 Products liability - claims-made	0	0	0	0	0	0	0	0	0	0	0	0
19.1 Private passenger auto no-fault (personal injury protection)	0	0	0	0	0	0	0	0	0	0	0	0
19.2 Other private passenger auto liability	0	0	0	0	0	0	0	0	0	0	0	0
19.3 Commercial auto no-fault (personal injury protection)	0	0	0	0	0	0	0	0	0	0	0	0
19.4 Other commercial auto liability	45,888	46,486	0	12,719	0	21,003	51,252	3,263	6,241	5,510	948	0
21.1 Private passenger auto physical damage	0	0	0	0	0	0	0	0	0	0	0	0
21.2 Commercial auto physical damage	5,372	4,996	0	1,775	0	1,581	1,675	226	227	645	111	0
22. Aircraft (all perils)	0	0	0	0	0	0	0	0	0	0	0	0
23. Fidelity	0	0	0	0	0	0	0	0	0	0	0	0
24. Surety	0	0	0	0	0	0	0	0	0	0	0	0
26. Burglary and theft	0	0	0	0	0	0	0	0	0	0	0	0
27. Boiler and machinery	0	0	0	0	0	1	0	0	0	0	0	0
28. Credit	0	0	0	0	0	0	0	0	0	0	0	0
29. International	0	0	0	0	0	0	0	0	0	0	0	0
30. Warranty	0	0	0	0	0	0	0	0	0	0	0	0
31. Reins nonproportional assumed property	XXX	XXX	XXX	XXX	XXX	XXX	XXX	XXX	XXX	XXX	XXX	XXX
32. Reins nonproportional assumed liability	XXX	XXX	XXX	XXX	XXX	XXX	XXX	XXX	XXX	XXX	XXX	XXX
33. Reins nonproportional assumed financial lines	XXX	XXX	XXX	XXX	XXX	XXX	XXX	XXX	XXX	XXX	XXX	XXX
34. Aggregate write-ins for other lines of business	0	0	0	0	0	0	0	0	0	0	0	0
35. Total (a)	112,710	114,621	0	34,858	0	40,046	91,619	7,235	13,834	11,870	2,328	0
<b>DETAILS OF WRITE-INS</b>												
3401.												
3402.												
3403.												
3498. Summary of remaining write-ins for Line 34 from overflow page	0	0	0	0	0	0	0	0	0	0	0	0
3499. Totals (Lines 3401 through 3403 plus 3498)(Line 34 above)	0	0	0	0	0	0	0	0	0	0	0	0

(a) Finance and service charges not included in Lines 1 to 35 \$ 0

(b) For health business on indicated lines report: Number of persons insured under PPO managed care products 0 and number of persons insured under indemnity only products 0

19.WV



**ANNUAL STATEMENT FOR THE YEAR 2025 OF THE VANLINER INSURANCE COMPANY**  
**EXHIBIT OF PREMIUMS AND LOSSES (Statutory Page 14)**

NAIC Group Code 0084

BUSINESS IN THE STATE OF Grand Total

DURING THE YEAR 2025

NAIC Company Code 21172

Line of Business	Gross Premiums, Including Policy and Membership Fees, Less Return Premiums and Premiums on Policies not Taken		3 Dividends Paid or Credited to Policyholders on Direct Business	4 Direct Unearned Premium Reserves	5 Direct Losses Paid (deducting salvage)	6 Direct Losses Incurred	7 Direct Losses Unpaid	8 Direct Defense and Cost Containment Expense Paid	9 Direct Defense and Cost Containment Expense Incurred	10 Direct Defense and Cost Containment Expense Unpaid	11 Commissions and Brokerage Expenses	12 Taxes, Licenses and Fees
	1 Direct Premiums Written	2 Direct Premiums Earned										
1. Fire	155,988	175,346	0	52,937	0	(59,394)	907	0	(10,481)	160	19,633	5,181
2.1 Allied lines	142,790	144,507	0	65,221	0	(55,804)	777	0	(9,671)	314	18,309	4,162
2.2 Multiple peril crop	0	0	0	0	0	0	0	0	0	0	0	0
2.3 Federal flood	0	0	0	0	0	0	0	0	0	0	0	0
2.4 Private crop	0	0	0	0	0	0	0	0	0	0	0	0
2.5 Private flood	0	0	0	0	0	0	0	0	0	0	0	0
3. Farmowners multiple peril	0	0	0	0	0	0	0	0	0	0	0	0
4. Homeowners multiple peril	0	0	0	0	0	0	0	0	0	0	0	0
5.1 Commercial multiple peril (non-liability portion)	4,619,916	4,529,798	0	2,176,687	488,142	1,205,898	1,922,084	150	59,427	547,910	604,215	109,247
5.2 Commercial multiple peril (liability portion)	1,210,462	1,136,426	0	568,318	569,607	413,527	1,660,361	369,591	214,910	217,559	168,732	29,367
6. Mortgage guaranty	0	0	0	0	0	0	0	0	0	0	0	0
8. Ocean marine	0	0	0	0	0	0	4,299	0	0	759	0	0
9.1 Inland marine	814,842	798,009	0	394,771	257,067	443,492	271,456	0	5,814	12,319	98,898	19,485
9.2 Pet insurance plans	0	0	0	0	0	0	0	0	0	0	0	0
10. Financial guaranty	0	0	0	0	0	0	0	0	0	0	0	0
11.1 Medical professional liability - occurrence	0	0	0	0	0	0	0	0	0	0	0	0
11.2 Medical professional liability - claims-made	0	0	0	0	0	0	0	0	0	0	0	0
12. Earthquake	0	0	0	0	0	0	0	0	0	0	0	0
13.1 Comprehensive (hospital and medical) ind (b)	0	0	0	0	0	0	0	0	0	0	0	0
13.2 Comprehensive (hospital and medical) group (b)	0	0	0	0	0	0	0	0	0	0	0	0
14. Credit A&H (group and Individual)	0	0	0	0	0	0	0	0	0	0	0	0
15.1 Vision only (b)	0	0	0	0	0	0	0	0	0	0	0	0
15.2 Dental only (b)	0	0	0	0	0	0	0	0	0	0	0	0
15.3 Disability income (b)	0	0	0	0	0	0	0	0	0	0	0	0
15.4 Medicare supplement (b)	0	0	0	0	0	0	0	0	0	0	0	0
15.5 Medicaid Title XIX (b)	0	0	0	0	0	0	0	0	0	0	0	0
15.6 Medicare Title XVIII (b)	0	0	0	0	0	0	0	0	0	0	0	0
15.7 Long-term care (b)	0	0	0	0	0	0	0	0	0	0	0	0
15.8 Federal employees health benefits plan (b)	0	0	0	0	0	0	0	0	0	0	0	0
15.9 Other health (b)	0	0	0	0	0	0	0	0	0	0	0	0
16. Workers' compensation	119,233,616	119,411,123	0	43,310,341	58,075,798	66,144,893	224,332,255	7,354,692	6,936,544	23,129,296	6,459,408	2,602,108
17.1 Other liability - occurrence	40,413,557	36,966,594	0	20,570,304	15,383,728	11,503,723	31,353,347	675,359	(227,279)	5,151,999	3,260,030	994,088
17.2 Other liability - claims-Made	58,073	53,746	0	28,122	0	(2,901)	383,021	0	(64,055)	114,628	6,137	1,376
17.3 Excess workers' compensation	0	0	0	0	0	0	0	0	0	0	0	0
18.1 Products liability - occurrence	0	0	0	0	0	0	0	0	0	0	0	0
18.2 Products liability - claims-made	0	0	0	0	0	0	0	0	0	0	0	0
19.1 Private passenger auto no-fault (personal injury protection)	0	0	0	0	0	0	0	0	0	0	0	0
19.2 Other private passenger auto liability	0	0	0	0	0	0	0	0	0	0	0	0
19.3 Commercial auto no-fault (personal injury protection)	433,986	356,941	0	216,092	79,194	110,121	63,734	(130)	2,827	3,337	36,394	10,157
19.4 Other commercial auto liability	102,132,760	96,259,288	0	49,431,820	44,332,871	67,772,003	138,438,212	3,231,114	5,710,728	12,849,899	6,213,259	2,688,102
21.1 Private passenger auto physical damage	0	0	0	0	0	0	0	0	0	0	0	0
21.2 Commercial auto physical damage	15,954,968	15,634,284	0	7,530,547	6,402,934	7,834,179	5,754,618	1,281	83,681	670,463	1,710,898	391,311
22. Aircraft (all perils)	0	0	0	0	0	0	0	0	0	0	0	0
23. Fidelity	0	0	0	0	0	0	0	0	0	0	0	0
24. Surety	0	0	0	0	0	0	0	0	0	0	0	0
26. Burglary and theft	7,239	5,054	0	2,511	0	1,071	4,500	0	189	794	1,084	147
27. Boiler and machinery	20,780	23,628	0	8,022	0	3,907	15,295	0	689	2,699	2,789	585
28. Credit	0	0	0	0	0	0	0	0	0	0	0	0
29. International	0	0	0	0	0	0	0	0	0	0	0	0
30. Warranty	0	0	0	0	0	0	0	0	0	0	0	0
31. Reins nonproportional assumed property	XXX	XXX	XXX	XXX	XXX	XXX	XXX	XXX	XXX	XXX	XXX	XXX
32. Reins nonproportional assumed liability	XXX	XXX	XXX	XXX	XXX	XXX	XXX	XXX	XXX	XXX	XXX	XXX
33. Reins nonproportional assumed financial lines	XXX	XXX	XXX	XXX	XXX	XXX	XXX	XXX	XXX	XXX	XXX	XXX
34. Aggregate write-ins for other lines of business	0	0	0	0	0	0	0	0	0	0	0	0
35. Total (a)	285,198,977	275,494,743	0	124,355,691	125,589,341	155,314,712	404,204,866	11,632,057	12,703,322	42,702,136	18,599,785	6,855,317
<b>DETAILS OF WRITE-INS</b>												
3401. ....												
3402. ....												
3403. ....												
3498. Summary of remaining write-ins for Line 34 from overflow page	0	0	0	0	0	0	0	0	0	0	0	0
3499. Totals (Lines 3401 through 3403 plus 3498)(Line 34 above)	0	0	0	0	0	0	0	0	0	0	0	0

(a) Finance and service charges not included in Lines 1 to 35 \$ 150

(b) For health business on indicated lines report: Number of persons insured under PPO managed care products 0 and number of persons insured under indemnity only products 0

19GT

ANNUAL STATEMENT FOR THE YEAR 2025 OF THE VANLINER INSURANCE COMPANY

**SCHEDULE F - PART 1**

Assumed Reinsurance as of December 31, Current Year (\$000 Omitted)

1 ID Number	2 NAIC Company Code	3 Name of Reinsured	4 Domiciliary Jurisdiction	5 Assumed Premium	Reinsurance On		8 Cols. 6 + 7	9 Contingent Commissions Payable	10 Assumed Premiums Receivable	11 Unearned Premium	12 Funds Held By or Deposited With Reinsured Companies	13 Letters of Credit Posted	14 Amount of Assets Pledged or Compensating Balances to Secure Letters of Credit	15 Amount of Assets Pledged or Collateral Held in Trust
					6 Paid Losses and Loss Adjustment Expenses	7 Known Case Losses and LAE								
31-0501234	.16691	Great American Insurance Company	OH	448	(9)	16	7	0	11	106	0	0	0	0
0399999. Affiliates - U.S. non-pool - other				448	(9)	16	7	0	11	106	0	0	0	0
0499999. Total - U.S. non-pool				448	(9)	16	7	0	11	106	0	0	0	0
0799999. Total - other (non-U.S.)				0	0	0	0	0	0	0	0	0	0	0
0899999. Total - affiliates				448	(9)	16	7	0	11	106	0	0	0	0
25-0687550	.19445	National Union Fire Ins Co	PA	0	0	22	22	0	0	0	0	0	0	0
39-0333950	.24988	Sentry Insurance Mutual Company	WI	0	0	0	0	0	0	0	164	0	0	0
52-2048110	.19720	American Alternative Insurance Corporation	DE	0	0	0	0	0	0	0	136	0	0	0
0999999. Total other U.S. unaffiliated insurers				0	0	22	22	0	0	0	300	0	0	0
AA-9991100	.00000	Alabama Commercial Automobile Ins Procedure	AL	1	0	0	0	0	0	0	3	0	0	0
AA-9991103	.00000	Arkansas Commercial Automobile Ins Procedure	AR	0	0	0	0	0	0	0	2	0	0	0
AA-9991102	.00000	Arizona Commercial Automobile Ins Procedure	AZ	1	0	2	2	0	0	1	10	0	0	0
AA-9991105	.00000	California Commercial Automobile Ins Procedure	CA	37	0	52	52	0	0	15	82	0	0	0
AA-9991107	.00000	Colorado Commercial Automobile Ins Procedure	CO	13	0	17	17	0	0	7	8	0	0	0
AA-9991108	.00000	Connecticut Commercial Automobile Ins Procedure	CT	7	0	4	4	0	0	3	10	0	0	0
AA-9991167	.00000	Dist of Columbia Commercial Auto Ins Procedure	DC	0	0	0	0	0	0	0	(8)	0	0	0
AA-9991110	.00000	Delaware Commercial Automobile Ins Procedure	DE	2	0	1	1	0	0	1	9	0	0	0
AA-9991112	.00000	Georgia Commercial Automobile Ins Procedure	GA	0	0	0	0	0	0	0	7	0	0	0
AA-9991118	.00000	Iowa Commercial Automobile Ins Procedure	IA	2	0	10	10	0	0	1	4	0	0	0
AA-9991114	.00000	Idaho Commercial Automobile Ins Procedure	ID	0	0	0	0	0	0	0	2	0	0	0
AA-9991115	.00000	Illinois Commercial Automobile Ins Procedure	IL	133	0	337	337	0	0	55	108	0	0	0
AA-9991117	.00000	Indiana Commercial Automobile Ins Procedure	IN	0	0	0	0	0	0	0	(137)	0	0	0
AA-9991119	.00000	Kansas Commercial Automobile Ins Procedure	KS	2	0	7	7	0	0	1	4	0	0	0
AA-9991120	.00000	Kentucky Commercial Automobile Ins Procedure	KY	1	0	1	1	0	0	0	11	0	0	0
AA-9991121	.00000	Louisiana Commercial Automobile Ins Procedure	LA	1	0	0	0	0	0	0	55	0	0	0
AA-9991421	.00000	Massachusetts Reinsurance Pool	MA	286	0	795	795	0	0	115	58	0	0	0
AA-9991161	.00000	Massachusetts Commonwealth Automobile Reinsurer	MA	526	0	762	762	0	0	348	389	0	0	0
AA-9991122	.00000	Maine Commercial Automobile Ins Procedure	ME	0	0	0	0	0	0	0	1	0	0	0
AA-9991124	.00000	Michigan Automobile Ins Placement Facility	MI	6	0	5	5	0	0	4	(14)	0	0	0
AA-9992114	.00000	NCCI Michigan Pool	MI	366	0	510	510	0	0	125	71	0	0	0
AA-9991125	.00000	Minnesota Commercial Automobile Ins Procedure	MN	5	0	2	2	0	0	2	1	0	0	0
AA-9990014	.00000	Missouri Commercial Auto Ins Procedure	MO	19	0	19	19	0	0	5	19	0	0	0
AA-9991127	.00000	Mississippi Commercial Automobile Ins Procedure	MS	1	0	0	0	0	0	0	(20)	0	0	0
AA-9991129	.00000	Montana Commercial Automobile Ins Procedure	MT	0	0	0	0	0	0	0	(9)	0	0	0
AA-9992118	.00000	National Workers Compensation Reinsurance Pool	NY	1,059	0	3,604	3,604	0	0	421	213	0	0	0
AA-9991130	.00000	Nebraska Commercial Automobile Ins Procedure	NE	11	0	19	19	0	0	6	8	0	0	0
AA-9991133	.00000	New Hampshire Commercial Automobile Ins Procedure	NH	1	0	1	1	0	0	1	(2)	0	0	0
AA-9991134	.00000	New Jersey Commercial Automobile Ins Procedure	NJ	59	0	414	414	0	0	26	202	0	0	0
AA-9991136	.00000	New Mexico Commercial Automobile Ins Procedure	NM	0	0	0	0	0	0	0	1	0	0	0
AA-9992108	.00000	NCCI New Mexico Pool	NM	6	0	22	22	0	0	0	1	0	0	0
AA-9991131	.00000	Nevada Commercial Automobile Ins Procedure	NV	7	0	2	2	0	0	3	3	0	0	0
AA-9991138	.00000	New York Special Risk Distribution	NY	12	0	137	137	0	0	1	287	0	0	0
AA-9991141	.00000	Ohio Commercial Automobile Ins Procedure	OH	75	0	127	127	0	0	27	56	0	0	0
AA-9991142	.00000	Oklahoma Commercial Automobile Ins Procedure	OK	0	0	0	0	0	0	0	(4)	0	0	0
AA-9991143	.00000	Oregon Commercial Automobile Ins Procedure	OR	1	0	1	1	0	0	1	1	0	0	0
AA-9991144	.00000	Pennsylvania Pooled CAP	PA	3	0	0	0	0	0	0	2	0	0	0
AA-9991146	.00000	Rhode Island Commercial Automobile Ins Procedure	RI	5	0	12	12	0	0	2	(3)	0	0	0
AA-9991147	.00000	South Carolina Commercial Automobile Ins Procedure	SC	1	0	0	0	0	0	0	0	0	0	0
AA-0054814	.00000	South Carolina Associated Auto Insurers Plan	SC	0	0	0	0	0	0	0	1	0	0	0
AA-9991149	.00000	South Dakota Commercial Automobile Ins Procedure	SD	0	0	0	0	0	0	0	2	0	0	0
AA-9991150	.00000	Tennessee Commercial Automobile Ins Procedure	TN	3	0	2	2	0	0	1	16	0	0	0
AA-9991443	.00000	NCCI Tennessee Pool	TN	4	0	0	0	0	0	0	10	0	0	0
AA-9991151	.00000	Utah Commercial Automobile Ins Procedure	UT	1	0	0	0	0	0	1	1	0	0	0
AA-9991153	.00000	Virginia Commercial Automobile Ins Procedure	VA	14	0	18	18	0	0	6	34	0	0	0

ANNUAL STATEMENT FOR THE YEAR 2025 OF THE VANLINER INSURANCE COMPANY

**SCHEDULE F - PART 1**

Assumed Reinsurance as of December 31, Current Year (\$000 Omitted)

1 ID Number	2 NAIC Com- pany Code	3 Name of Reinsured	4 Domiciliary Jurisdiction	5 Assumed Premium	Reinsurance On		8 Cols. 6 + 7	9 Contingent Commissions Payable	10 Assumed Premiums Receivable	11 Unearned Premium	12 Funds Held By or Deposited With Reinsured Companies	13 Letters of Credit Posted	14 Amount of Assets Pledged or Compensating Balances to Secure Letters of Credit	15 Amount of Assets Pledged or Collateral Held in Trust
					6 Paid Losses and Loss Adjustment Expenses	7 Known Case Losses and LAE								
AA-9991152	.00000	Vermont Commercial Automobile Ins Procedure	VT	3	0	2	2	0	0	1	(2)	0	0	0
AA-9991154	.00000	Washington Commercial Automobile Ins Procedure	WA	4	0	5	5	0	0	2	5	0	0	0
AA-9991157	.00000	Wisconsin Special Risk Distribution Program	WI	2	0	3	3	0	0	1	(30)	0	0	0
AA-9991156	.00000	West Virginia Commercial Automobile Ins Procedure	WV	1	0	1	1	0	0	0	(1)	0	0	0
AA-9991158	.00000	Wyoming Commercial Automobile Ins Procedure	WY	0	0	0	0	0	0	0	28	0	0	0
1099999. Total pools, associations or other similar facilities - mandatory pools					2,681	0	6,894	0	0	1,183	1,495	0	0	0
1299999. Total - pools and associations					2,681	0	6,894	0	0	1,183	1,495	0	0	0
9999999 Totals					3,129	(9)	6,932	0	11	1,289	1,795	0	0	0



ANNUAL STATEMENT FOR THE YEAR 2025 OF THE VANLINER INSURANCE COMPANY

**SCHEDULE F - PART 3**

Ceded Reinsurance as of December 31, Current Year (\$000 Omitted)

1 ID Number	2 NAIC Company Code	3 Name of Reinsurer	4 Domiciliary Jurisdiction	5 Special Code	6 Reinsurance Premiums Ceded	Reinsurance Recoverable On										16 Amount in Dispute included in Column 15	Reinsurance Payable		19 Net Amount Recoverable From Reinsurers Cols. 15 - [17 + 18]	20 Funds Held by Company Under Reinsurance Treaties
						7 Paid Losses	8 Paid LAE	9 Known Case Loss Reserves	10 Known Case LAE Reserves	11 IBNR Loss Reserves	12 IBNR LAE Reserves	13 Unearned Premiums	14 Contingent Commis- sions	15 Columns 7 through 14 Totals	17 Ceded Balances Payable		18 Other Amounts Due to Reinsurers			
34-1607395	32620	National Interstate Insurance Company	OH		187,249	10,007	850	94,439	5,210	124,618	31,897	85,936	533	353,490	0	9,010	0	344,480	0	
0199999. Total authorized - affiliates - U.S. intercompany pooling					187,249	10,007	850	94,439	5,210	124,618	31,897	85,936	533	353,490	0	9,010	0	344,480	0	
31-0501234	16691	Great American Insurance Company	OH		3,672	(155)	(13)	4,510	167	1,284	207	1,640	0	7,640	0	1,528	0	6,112	0	
0399999. Total authorized - affiliates - U.S. non-pool - other					3,672	(155)	(13)	4,510	167	1,284	207	1,640	0	7,640	0	1,528	0	6,112	0	
0499999. Total authorized - affiliates - U.S. non-pool					3,672	(155)	(13)	4,510	167	1,284	207	1,640	0	7,640	0	1,528	0	6,112	0	
0799999. Total authorized - affiliates - other (non-U.S.)					0	0	0	0	0	0	0	0	0	0	0	0	0	0	0	
0899999. Total authorized - affiliates					190,921	9,852	837	98,949	5,377	125,902	32,104	87,576	533	361,130	0	10,538	0	350,592	0	
38-3207001	10166	Accident Fund Insurance Company of America	MI		3,809	99	8	2,897	29	1,295	186	1,855	0	6,369	0	1,091	0	5,278	0	
06-1182357	22730	Allied World Insurance Company	NH		3	144	12	140	17	360	48	0	0	721	0	4	0	717	0	
06-1430254	10348	Arch Reinsurance Company	DE		461	0	0	0	0	322	60	194	0	576	0	80	0	496	0	
36-3155373	40398	Ashmere Insurance Company	FL		0	0	0	64	7	0	0	0	0	71	0	0	0	71	0	
75-2344200	43460	Aspen American Insurance Co	TX		418	23	2	3	0	172	27	234	0	461	0	159	0	302	0	
51-0434766	20370	Axis Reinsurance Company	NY		0	5	0	0	0	64	14	0	0	83	0	12	0	71	0	
47-0574325	32603	Berkley Insurance Company	DE		16	473	40	908	0	441	80	14	0	1,956	0	16	0	1,940	0	
43-1432586	29580	Berkley Regional Insurance Company	IA		34	830	70	0	0	77	11	0	0	988	0	0	0	988	0	
39-0712210	18767	Church Mutual Insurance Company, Stock Insurer	WI		0	(53)	(4)	2,010	30	88	13	0	0	2,084	0	0	0	2,084	0	
38-2145898	33499	Dorinco Reinsurance Company	MI		0	0	0	3	0	0	0	0	0	3	0	0	0	3	0	
42-0234980	21415	Employers Mutual Casualty Company	IA		0	11	1	350	10	6	2	0	0	380	0	0	0	380	0	
35-2293075	11551	Endurance Assurance Corporation	DE		1,758	469	40	684	40	2,035	238	857	0	4,363	0	1,269	0	3,094	0	
22-2005057	26921	Everest Reinsurance Company	DE		3,277	691	59	1,420	0	2,178	317	1,669	0	6,334	0	953	0	5,381	0	
43-1898350	11054	Lismore Insurance Company	IL		0	79	7	551	43	115	24	0	0	819	0	0	0	819	0	
13-2673100	22039	General Reinsurance Corporation	DE		2,986	2,152	186	106	8	5,436	1,130	518	0	9,536	0	771	0	8,765	0	
23-2745904	10019	Greystone Insurance Company	CT		0	3	0	76	8	0	0	0	0	87	0	0	0	87	0	
06-0383750	19682	Hartford Fire Insurance Company	CT		0	0	0	12	2	0	0	0	0	14	0	0	0	14	0	
06-0384680	11452	Hartford Steam Boiler	CT		194	0	0	0	0	84	24	67	0	175	0	39	0	136	0	
95-2769232	27847	Insurance Company of the West	CA		1,130	31	3	14	0	479	75	592	0	1,194	0	398	0	796	0	
04-1543470	23043	Liberty Mutual Insurance Co	MA		1,413	102	9	70	3	534	74	793	0	1,585	0	559	0	1,026	0	
06-1481194	10829	Markel Global Reinsurance Company	DE		575	0	0	3,417	42	289	46	220	0	4,014	0	266	0	3,748	0	
36-3101262	38970	Markel Insurance Company	IL		0	1	0	3	0	3	1	0	0	8	0	0	0	8	0	
31-1169435	23612	Midwest Employers Casualty Company	DE		0	0	0	0	0	40	6	0	0	46	0	0	0	46	0	
13-4924125	10227	Munich Reinsurance America Inc.	DE		4,445	391	33	124	11	1,417	222	2,159	0	4,357	0	1,401	0	2,956	0	
47-0355979	20087	National Indemnity Company	NE		562	830	71	11	3	1,247	167	186	0	2,515	0	120	0	2,395	0	
36-2403971	20052	National Liability & Fire Insurance Company	CT		94	0	0	0	0	32	5	23	0	60	0	0	0	60	0	
31-4177100	23787	Nationwide Mutual Insurance Company	OH		1,417	62	5	14	0	575	89	803	0	1,548	0	581	0	967	0	
13-3138390	42307	Navigators Insurance Company	NY		354	0	0	0	0	43	6	251	0	300	0	199	0	101	0	
47-0698507	23680	Odyssey Reinsurance Company	CT		2,250	62	5	219	14	947	149	1,145	0	2,541	0	809	0	1,732	46	
13-3031176	38636	Partner Reinsurance Company of the US	NY		0	17	1	876	22	133	24	0	0	1,073	0	16	0	1,057	0	
36-3030511	37257	Praetorian Ins Co	PA		0	4	0	0	0	0	0	0	0	4	0	0	0	4	0	
23-1641984	10219	QBE Reinsurance Corporation	PA		0	(7)	(1)	21	2	1	0	0	0	16	0	0	0	16	6	
52-1952955	10357	Renaissance Reinsurance U.S. Inc.	MD		1,220	288	24	2,763	110	1,242	195	592	0	5,214	0	398	0	4,816	0	
43-0727872	15105	Safety National Casualty Corporation	MO		491	138	12	9,142	173	431	91	186	0	10,173	0	221	0	9,952	0	
13-2997499	38776	SiriusPoint America Insurance Company	NY		0	0	0	39	4	0	0	0	0	43	0	0	0	43	0	
13-1675535	25364	Swiss Reinsurance America Corporation	NY		91	809	69	698	104	378	89	23	0	2,170	0	1	0	2,169	0	
31-0542366	10677	The Cincinnati Insurance Company	OH		0	0	0	0	0	7	1	0	0	8	0	0	0	8	0	
13-2918573	42439	TOA Reinsurance Company of America	DE		0	0	0	6	0	13	2	0	0	21	0	0	0	21	0	
13-5616275	19453	Transatlantic Reinsurance Company	NY		0	0	0	4	1	13	3	0	0	21	0	0	0	21	0	
42-0644327	13021	United Fire and Casualty Co	IA		0	8	1	1,360	13	32	5	0	0	1,419	0	0	0	1,419	0	

ANNUAL STATEMENT FOR THE YEAR 2025 OF THE VANLINER INSURANCE COMPANY

**SCHEDULE F - PART 3**

Ceded Reinsurance as of December 31, Current Year (\$000 Omitted)

1 ID Number	2 NAIC Company Code	3 Name of Reinsurer	4 Domiciliary Jurisdiction	5 Special Code	6 Reinsurance Premiums Ceded	Reinsurance Recoverable On									16 Amount in Dispute included in Column 15	Reinsurance Payable		19 Net Amount Recoverable From Reinsurers Cols. 15 - [17 + 18]	20 Funds Held by Company Under Reinsurance Treaties	
						7 Paid Losses	8 Paid LAE	9 Known Case Loss Reserves	10 Known Case LAE Reserves	11 IBNR Loss Reserves	12 IBNR LAE Reserves	13 Unearned Premiums	14 Contingent Commis-sions	15 Columns 7 through 14 Totals		17 Ceded Balances Payable	18 Other Amounts Due to Reinsurers			
85-0165753	.25011	Wesco Insurance Company	DE		0	0	0	0	0	9	1	0	0	10	0	0	0	10	0	
13-3088732	.40517	WFC National Insurance Co.	UT		964	0	0	9	0	253	35	515	0	812	0	356	0	456	0	
13-1290712	.20583	XL Reinsurance America Inc.	NY		286	0	0	0	0	98	27	124	0	249	0	15	0	234	0	
<b>0999999. Total authorized - other U.S. unaffiliated insurers</b>					<b>28,248</b>	<b>7,662</b>	<b>653</b>	<b>28,014</b>	<b>696</b>	<b>20,889</b>	<b>3,487</b>	<b>13,020</b>	<b>0</b>	<b>74,421</b>	<b>0</b>	<b>9,734</b>	<b>0</b>	<b>64,687</b>	<b>52</b>	
AA-9991500	.00000	Illinois Mine Subsidence Ins	IL		2	0	0	0	0	1	0	0	0	1	0	0	0	1	0	
AA-9991159	.00000	Michigan Catastrophic Claims Association	MI		6	0	0	0	0	0	0	3	0	3	0	15	0	(12)	0	
AA-9991423	.00000	Minnesota Workers Compensation	MN		9	0	0	0	0	0	0	0	0	0	0	0	0	0	0	
<b>1099999. Total authorized - pools - mandatory pools</b>					<b>17</b>	<b>0</b>	<b>0</b>	<b>0</b>	<b>0</b>	<b>1</b>	<b>0</b>	<b>3</b>	<b>0</b>	<b>4</b>	<b>0</b>	<b>15</b>	<b>0</b>	<b>(11)</b>	<b>0</b>	
AA-1120337	.00000	Aspen Insurance UK Ltd	GBR		0	(92)	(8)	562	3	29	6	0	0	500	0	19	0	481	0	
AA-3194130	.00000	Endurance Specialty Insurance Ltd	BMU		30	0	0	0	0	26	2	11	0	26	0	11	0	15	0	
AA-1340125	.00000	Hannover Rückversicherung AG	DEU		4,930	616	52	13,069	323	1,845	267	2,071	0	18,243	0	2,000	0	16,243	0	
AA-1126033	.00000	Lloyd's of London Syndicate #0033	GBR		34	0	0	0	0	26	5	0	0	31	0	(327)	0	358	0	
AA-1126382	.00000	Lloyd's of London Syndicate #0382	GBR		0	14	0	0	0	46	12	0	0	73	0	0	0	73	0	
AA-1126510	.00000	Lloyd's of London Syndicate #0510	GBR		14	0	0	0	0	4	1	5	0	10	0	6	0	4	0	
AA-1126566	.00000	Lloyd's of London Syndicate #0566	GBR		598	35	3	1,424	23	392	60	308	0	2,245	0	269	0	1,976	0	
AA-1126609	.00000	Lloyd's of London Syndicate #0609	GBR		0	0	0	0	0	31	4	0	0	35	0	(3)	0	38	0	
AA-1126623	.00000	Lloyd's of London Syndicate #0623	GBR		22	0	0	0	0	18	5	0	0	23	0	9	0	14	0	
AA-1126727	.00000	Lloyd's of London Syndicate #0727	GBR		16	0	0	0	0	12	2	0	0	14	0	(1)	0	15	0	
AA-1127036	.00000	Lloyd's of London Syndicate #1036	GBR		294	62	5	14	2	197	35	197	0	315	0	119	0	196	0	
AA-1127084	.00000	Lloyd's of London Syndicate #1084	GBR		0	0	0	0	0	9	2	0	0	11	0	0	0	11	0	
AA-1127200	.00000	Lloyd's of London Syndicate #1200	GBR		202	39	3	10	1	112	18	0	0	183	0	69	0	114	0	
AA-1120085	.00000	Lloyd's of London Syndicate #1274	GBR		0	0	0	0	0	16	3	0	0	19	0	3	0	(9)	0	
AA-1127414	.00000	Lloyd's of London Syndicate #1414	GBR		713	79	7	17	2	417	83	112	0	717	0	(79)	0	796	0	
AA-1120102	.00000	Lloyd's of London Syndicate #1458	GBR		0	0	0	0	0	4	1	0	0	5	0	0	0	5	0	
AA-1120198	.00000	Lloyd's of London Syndicate #1618	GBR		138	0	0	0	0	52	7	34	0	93	0	35	0	58	0	
AA-1120156	.00000	Lloyd's of London Syndicate #1686	GBR		167	26	2	7	1	98	17	7	0	158	0	73	0	85	0	
AA-1120096	.00000	Lloyd's of London Syndicate #1880	GBR		1	0	0	0	0	0	0	0	0	0	0	0	0	0	0	
AA-1120106	.00000	Lloyd's of London Syndicate #1969	GBR		0	28	0	0	0	15	2	5	0	22	0	4	0	18	0	
AA-1128001	.00000	Lloyd's of London Syndicate #2001	GBR		90	7	1	234	6	70	12	12	0	342	0	(24)	0	366	0	
AA-1120071	.00000	Lloyd's of London Syndicate #2007	GBR		0	2	0	0	0	0	0	0	0	2	0	0	0	2	0	
AA-1128010	.00000	Lloyd's of London Syndicate #2010	GBR		3	0	0	0	0	2	0	0	0	2	0	3	0	(1)	0	
AA-1128121	.00000	Lloyd's of London Syndicate #2121	GBR		17	0	0	0	0	12	2	0	0	14	0	18	0	(4)	0	
AA-1128623	.00000	Lloyd's of London Syndicate #2623	GBR		59	0	0	0	0	59	19	0	0	78	0	24	0	54	0	
AA-1128987	.00000	Lloyd's of London Syndicate #2987	GBR		0	0	0	1,647	17	511	180	26	168	2,038	0	174	0	1,864	0	
AA-1129000	.00000	Lloyd's of London Syndicate #3000	GBR		439	0	0	1,773	20	121	18	168	0	2,100	0	182	0	1,918	0	
AA-1120082	.00000	Lloyd's of London Syndicate #3010	GBR		24	0	0	0	0	17	3	0	0	20	0	27	0	(7)	0	
AA-1129210	.00000	Lloyd's of London Syndicate #3210	GBR		0	0	0	0	0	3	1	0	0	4	0	0	0	4	0	
AA-1126005	.00000	Lloyd's of London Syndicate #4000	GBR		0	0	0	0	0	6	2	0	0	8	0	0	0	8	0	
AA-1126004	.00000	Lloyd's of London Syndicate #4444	GBR		110	0	0	0	0	35	4	30	0	69	0	30	0	39	0	
AA-1126006	.00000	Lloyd's of London Syndicate #4472	GBR		371	52	4	14	2	185	29	21	0	307	0	90	0	217	0	
AA-1120090	.00000	Lloyd's of London Syndicate #4711	GBR		42	0	0	0	0	5	1	17	0	23	0	19	0	4	0	
AA-3190829	.00000	Markel Bermuda Ltd	BMU		0	2	0	280	2	8	1	0	0	293	0	0	0	293	0	
AA-1121270	.00000	River Thames Insurance Company Limited	GBR		0	4	0	38	6	0	0	0	0	48	0	0	0	48	0	
<b>1299999. Total authorized - other non-U.S. insurers</b>					<b>8,916</b>	<b>846</b>	<b>70</b>	<b>19,089</b>	<b>408</b>	<b>4,039</b>	<b>650</b>	<b>2,969</b>	<b>0</b>	<b>28,071</b>	<b>0</b>	<b>2,775</b>	<b>0</b>	<b>25,296</b>	<b>0</b>	
<b>1499999. Total authorized excluding Protected Cells (Sum of 0899999, 0999999, 1099999, 1199999 and 1299999)</b>					<b>228,102</b>	<b>18,360</b>	<b>1,560</b>	<b>146,052</b>	<b>6,481</b>	<b>150,831</b>	<b>36,241</b>	<b>103,568</b>	<b>533</b>	<b>463,626</b>	<b>0</b>	<b>23,062</b>	<b>0</b>	<b>440,564</b>	<b>52</b>	
<b>1899999. Total unauthorized - affiliates - U.S. non-pool</b>					<b>0</b>	<b>0</b>	<b>0</b>	<b>0</b>	<b>0</b>	<b>0</b>	<b>0</b>	<b>0</b>	<b>0</b>	<b>0</b>	<b>0</b>	<b>0</b>	<b>0</b>	<b>0</b>	<b>0</b>	<b>0</b>
AA-3770227	.00000	Hudson Indemnity Ltd	CYM		52,334	0	0	38,882	2,554	75,082	13,250	19,320	0	149,088	0	0	0	149,088	151,023	
<b>2099999. Total unauthorized - affiliates - other (non-U.S.) - other</b>					<b>52,334</b>	<b>0</b>	<b>0</b>	<b>38,882</b>	<b>2,554</b>	<b>75,082</b>	<b>13,250</b>	<b>19,320</b>	<b>0</b>	<b>149,088</b>	<b>0</b>	<b>0</b>	<b>0</b>	<b>149,088</b>	<b>151,023</b>	

ANNUAL STATEMENT FOR THE YEAR 2025 OF THE VANLINER INSURANCE COMPANY

**SCHEDULE F - PART 3**

Ceded Reinsurance as of December 31, Current Year (\$000 Omitted)

1 ID Number	2 NAIC Company Code	3 Name of Reinsurer	4 Domiciliary Jurisdiction	5 Special Code	6 Reinsurance Premiums Ceded	Reinsurance Recoverable On									16 Amount in Dispute included in Column 15	Reinsurance Payable		19 Net Amount Recoverable From Reinsurers Cols. 15 - [17 + 18]	20 Funds Held by Company Under Reinsurance Treaties	
						7 Paid Losses	8 Paid LAE	9 Known Case Loss Reserves	10 Known Case LAE Reserves	11 IBNR Loss Reserves	12 IBNR LAE Reserves	13 Unearned Premiums	14 Contingent Commissions	15 Columns 7 through 14 Totals		17 Ceded Balances Payable	18 Other Amounts Due to Reinsurers			
2199999. Total unauthorized - affiliates - other (non-U.S.)						52,334	0	0	38,882	2,554	75,082	13,250	19,320	0	149,088	0	0	0	149,088	151,023
2299999. Total unauthorized - affiliates						52,334	0	0	38,882	2,554	75,082	13,250	19,320	0	149,088	0	0	0	149,088	151,023
AA-3770362	00000	ALC Insurance Group Ltd	CYM		0	0	0	0	0	0	0	0	0	0	0	0	0	0	50	
AA-1784130	00000	AXIS Specialty Europe SE	IRL		0	5	0	0	0	3	1	0	0	0	0	0	0	0	9	
AA-1120191	00000	Convex Insurance UK Limited	GBR		0	0	0	0	0	1	0	0	0	0	0	0	0	0	1	
AA-3770505	00000	Gibraltar	CYM		3,275	360	31	1,707	119	847	149	1,323	0	4,536	0	2,032	0	2,504	0	
AA-3191190	00000	Hamilton Re Ltd.	BMU		82	161	9	0	5	187	27	0	0	389	0	0	0	389	0	
AA-3190958	00000	Fleming International Reinsurance LTD.	BMU		0	11	1	75	9	16	4	0	0	116	0	0	0	116	0	
AA-1370048	00000	Liberty Mutual Insurance Europe SE	LUX		0	11	1	0	0	59	13	0	0	84	0	0	0	84	0	
98-1863862	00000	Maverick Insurance, Ltd.	CYM		47	0	0	0	0	4	1	27	0	32	0	47	0	(15)	0	
AA-1460019	00000	MS Amlin AG	CHE		0	0	0	0	0	17	2	0	0	19	0	0	0	19	0	
00-0000000	00000	Norse Insurance, Ltd.	KNA		24	0	0	15	2	17	3	0	0	37	0	0	0	37	28	
AA-1460023	00000	RenaissanceRe Europe AG	CHE		0	0	0	0	0	2	0	0	0	2	0	0	0	2	0	
AA-1121366	00000	Sphere Drake Insurance Ltd	GBR		0	1	0	6	1	0	0	0	0	8	0	0	0	8	126	
AA-3770159	00000	TRAX Insurance Ltd	CYM		547	72	6	289	36	215	38	44	0	700	0	175	0	525	0	
AA-3770000	00000	Wheels Insurance Ltd	CYM		3,343	310	26	2,405	(28)	1,382	244	1,191	0	5,530	0	2,018	0	3,512	0	
2699999. Total unauthorized - other non-U.S. insurers						7,318	931	74	4,497	144	2,750	482	2,585	0	11,463	0	4,272	0	7,191	204
2899999. Total unauthorized excluding Protected Cells (Sum of 2299999, 2399999, 2499999, 2599999 and 2699999)						59,652	931	74	43,379	2,698	77,832	13,732	21,905	0	160,551	0	4,272	0	156,279	151,227
3299999. Total certified - affiliates - U.S. non-pool						0	0	0	0	0	0	0	0	0	0	0	0	0	0	0
3599999. Total certified - affiliates - other (non-U.S.)						0	0	0	0	0	0	0	0	0	0	0	0	0	0	
3699999. Total certified - affiliates						0	0	0	0	0	0	0	0	0	0	0	0	0	0	
CR-1120175	00000	Fidelis Underwriting Ltd.	GBR		135	26	2	7	1	69	11	0	0	116	0	46	0	70	0	
CR-1460023	00000	RenaissanceRe Europe AG	CHE		0	0	0	0	0	5	1	0	0	6	0	0	0	6	0	
4099999. Total certified - other non-U.S. insurers						135	26	2	7	1	74	12	0	122	0	46	0	76	0	
4299999. Total certified excluding Protected Cells (Sum of 3699999, 3799999, 3899999, 3999999 and 4099999)						135	26	2	7	1	74	12	0	122	0	46	0	76	0	
4699999. Total reciprocal jurisdiction - affiliates - U.S. non-pool						0	0	0	0	0	0	0	0	0	0	0	0	0	0	
4999999. Total reciprocal jurisdiction - affiliates - other (non-U.S.)						0	0	0	0	0	0	0	0	0	0	0	0	0	0	
5099999. Total reciprocal jurisdiction - affiliates						0	0	0	0	0	0	0	0	0	0	0	0	0	0	
RJ-1120191	00000	Convex Insurance UK Limited	GBR		143	0	0	0	0	28	4	54	0	86	0	45	0	41	0	
RJ-3191190	00000	Hamilton Re Ltd.	BMU		267	36	8	181	15	415	59	118	0	832	0	123	0	709	0	
RJ-1460019	00000	MS Amlin AG			29	0	0	0	0	8	1	0	0	9	0	(2)	0	11	0	
5499999. Total reciprocal jurisdiction - other non-U.S. insurers						439	36	8	181	15	451	64	172	0	927	0	166	0	761	0
5699999. Total reciprocal jurisdiction excluding Protected Cells (Sum of 5099999, 5199999, 5299999, 5399999 and 5499999)						439	36	8	181	15	451	64	172	0	927	0	166	0	761	0
5799999. Total authorized, unauthorized, reciprocal jurisdiction and certified excluding Protected Cells (Sum of 1499999, 2899999, 4299999 and 5699999)						288,328	19,353	1,644	189,619	9,195	229,188	50,049	125,645	533	625,226	0	27,546	0	597,680	151,279
5899999. Total Protected Cells (Sum of 1399999, 2799999, 4199999 and 5599999)						0	0	0	0	0	0	0	0	0	0	0	0	0	0	0
9999999 Totals						288,328	19,353	1,644	189,619	9,195	229,188	50,049	125,645	533	625,226	0	27,546	0	597,680	151,279

ANNUAL STATEMENT FOR THE YEAR 2025 OF THE VANLINER INSURANCE COMPANY

**SCHEDULE F - PART 3 (Continued)**

Ceded Reinsurance as of December 31, Current Year (\$000 Omitted)  
(Credit Risk)

ID Number From Col. 1	Name of Reinsurer From Col. 3	Collateral				25 Total Funds Held, Payables & Collateral	26 Net Recoverable Net of Funds Held & Collateral	27 Applicable Sch. F Penalty (Col. 78)	Ceded Reinsurance Credit Risk									35 Credit Risk on Collateralized Recoverables (Col. 32 * Factor Applicable to Reinsurer Designation Equivalent in Col. 34)	36 Credit Risk on Un-collateralized Recoverables (Col. 33 * Factor Applicable to Reinsurer Designation Equivalent in Col. 34)
		21 Multiple Beneficiary Trusts	22 Letters of Credit	23 Issuing or Confirming Bank Reference Number	24 Single Beneficiary Trusts & Other Allowable Collateral				28 Total Amount Recoverable from Reinsurers Less Penalty (Cols. 15-27)	29 Stressed Recoverable (Col. 28 * 120%)	30 Reinsurance Payable & Funds Held (Cols. 17+18+20; but not in excess of Col. 29)	31 Stressed Net Recoverable (Cols. 29-30)	32 Total Collateral (Cols. 21+22 + 24, not in Excess of Col. 31)	33 Stressed Net Recoverable Net of Collateral Offsets (Cols. 31-32)	34 Reinsurer Designation Equivalent				
34-1607395	National Interstate Insurance Company	0	0		0	9,010	344,480	0	XXX	XXX	XXX	XXX	XXX	XXX	XXX	XXX	XXX	XXX	XXX
0199999	Total authorized - affiliates - U.S. intercompany pooling	0	0	XXX	0	9,010	344,480	0	XXX	XXX	XXX	XXX	XXX	XXX	XXX	XXX	XXX	XXX	XXX
31-0501234	Great American Insurance Company	0	0		0	1,528	6,112	0	XXX	XXX	XXX	XXX	XXX	XXX	XXX	XXX	XXX	XXX	XXX
0399999	Total authorized - affiliates - U.S. non-pool - other	0	0	XXX	0	1,528	6,112	0	XXX	XXX	XXX	XXX	XXX	XXX	XXX	XXX	XXX	XXX	XXX
0499999	Total authorized - affiliates - U.S. non-pool	0	0	XXX	0	1,528	6,112	0	XXX	XXX	XXX	XXX	XXX	XXX	XXX	XXX	XXX	XXX	XXX
0799999	Total authorized - affiliates - other (non-U.S.)	0	0	XXX	0	0	0	0	0	0	0	0	0	0	0	XXX	0	0	0
0899999	Total authorized - affiliates	0	0	XXX	0	10,538	350,592	0	0	0	0	0	0	0	0	XXX	0	0	0
38-3207001	Accident Fund Insurance Company of America	0	0		0	1,091	5,278	0	6,369	7,643	1,091	6,552	0	6,552	4	0	0	216	
06-1182357	Allied World Insurance Company	0	0		0	4	717	0	721	865	4	861	0	861	2	0	0	18	
06-1430254	Arch Reinsurance Company	0	0		0	80	496	0	576	691	80	611	0	611	2	0	0	13	
36-3155373	Ashmere Insurance Company	0	0		0	0	71	0	71	85	0	85	0	85	4	0	0	3	
75-2344200	Aspen American Insurance Co	0	0		0	159	302	0	461	553	159	394	0	394	4	0	0	13	
51-0434766	Axis Reinsurance Company	0	0		0	12	71	0	83	100	12	88	0	88	3	0	0	2	
47-0574325	Berkley Insurance Company	0	0		0	16	1,940	0	1,956	2,347	16	2,331	0	2,331	3	0	0	65	
43-1432586	Berkley Regional Insurance Company	0	0		0	0	988	0	988	1,186	0	1,186	0	1,186	3	0	0	33	
39-0712210	Church Mutual Insurance Company, Stock Insurer	0	0		0	0	2,084	0	2,084	2,501	0	2,501	0	2,501	3	0	0	70	
38-2145898	Dorinco Reinsurance Company	0	0		0	0	3	0	3	4	0	4	0	4	3	0	0	0	
42-0234980	Employers Mutual Casualty Company	0	0		0	0	380	0	380	456	0	456	0	456	3	0	0	13	
35-2293075	Endurance Assurance Corporation	0	0		0	1,269	3,094	0	4,363	5,236	1,269	3,967	0	3,967	3	0	0	111	
22-2005057	Everest Reinsurance Company	0	0		0	953	5,381	0	6,334	7,601	953	6,648	0	6,648	3	0	0	186	
43-1898350	Lismore Insurance Company	0	0		137	137	682	0	819	983	0	983	137	846	6	4	0	101	
13-2673100	General Reinsurance Corporation	0	0		0	771	8,765	0	9,536	11,443	771	10,672	0	10,672	2	0	0	224	
23-2745904	Greystone Insurance Company	0	0		0	0	87	0	87	104	0	104	0	104	2	0	0	2	
06-0383750	Hartford Fire Insurance Company	0	0		0	0	14	0	14	17	0	17	0	17	2	0	0	0	
06-0384680	Hartford Steam Boiler	0	0		0	39	136	0	175	210	39	171	0	171	1	0	0	3	
95-2769232	Insurance Company of the West	0	0		0	398	796	0	1,194	1,433	398	1,035	0	1,035	3	0	0	29	
04-1543470	Liberty Mutual Insurance Co.	0	0		0	559	1,026	0	1,585	1,902	559	1,343	0	1,343	3	0	0	38	
06-1481194	Markel Global Reinsurance Company	0	0		0	266	3,748	0	4,014	4,817	266	4,551	0	4,551	3	0	0	127	
36-3101262	Markel Insurance Company	0	0		0	0	8	0	8	10	0	10	0	10	3	0	0	0	
31-1169435	Midwest Employers Casualty Company	0	0		0	0	46	0	46	55	0	55	0	55	3	0	0	2	
13-4924125	Munich Reinsurance America Inc.	0	0		0	1,401	2,956	0	4,357	5,228	1,401	3,827	0	3,827	2	0	0	80	
47-0355979	National Indemnity Company	0	0		0	120	2,395	0	2,515	3,018	120	2,898	0	2,898	2	0	0	61	
36-2403971	National Liability & Fire Insurance Company	0	0		0	60	72	0	60	72	0	72	0	72	2	0	0	2	
31-4177100	Nationwide Mutual Insurance Company	0	0		0	581	967	0	1,548	1,858	581	1,277	0	1,277	3	0	0	36	
13-3138390	Navigators Insurance Company	0	0		0	199	101	0	300	360	199	161	0	161	2	0	0	3	
47-0698507	Odyssey Reinsurance Company	0	0		0	855	1,686	0	2,541	3,049	855	2,194	0	2,194	2	0	0	46	
13-3031176	Partner Reinsurance Company of the US	0	0		0	16	1,057	0	1,073	1,288	16	1,272	0	1,272	3	0	0	36	
36-3030511	Praetorian Ins Co	0	0		0	0	4	0	4	5	0	5	0	5	2	0	0	0	
23-1641984	QBE Reinsurance Corporation	0	0		0	6	10	0	19	19	6	13	0	13	2	0	0	0	
52-1952955	Renaissance Reinsurance U.S. Inc.	0	0		0	398	4,816	0	5,214	6,257	398	5,859	0	5,859	3	0	0	164	
43-0727872	Safety National Casualty Corporation	0	0		0	221	9,952	0	10,173	12,208	221	11,987	0	11,987	3	0	0	336	
13-2997499	SiriusPoint America Insurance Company	0	0		0	0	43	0	43	52	0	52	0	52	4	0	0	2	
13-1675535	Swiss Reinsurance America Corporation	0	0		0	1	2,169	0	2,170	2,604	1	2,603	0	2,603	2	0	0	55	

ANNUAL STATEMENT FOR THE YEAR 2025 OF THE VANLINER INSURANCE COMPANY

**SCHEDULE F - PART 3 (Continued)**

Ceded Reinsurance as of December 31, Current Year (\$000 Omitted)  
(Credit Risk)

ID Number From Col. 1	Name of Reinsurer From Col. 3	Collateral				25 Total Funds Held, Payables & Collateral	26 Net Recoverable Net of Funds Held & Collateral	27 Applicable Sch. F Penalty (Col. 78)	Ceded Reinsurance Credit Risk							
		21 Multiple Beneficiary Trusts	22 Letters of Credit	23 Issuing or Confirming Bank Reference Number	24 Single Beneficiary Trusts & Other Allowable Collateral				28 Total Amount Recoverable from Reinsurers Less Penalty (Cols. 15-27)	29 Stressed Recoverable (Col. 28 * 120%)	30 Reinsurance Payable & Funds Held (Cols. 17+18+20; but not in excess of Col. 29)	31 Stressed Net Recoverable (Cols. 29-30)	32 Total Collateral (Cols. 21+22 + 24, not in Excess of Col. 31)	33 Stressed Net Recoverable Net of Collateral Offsets (Cols. 31-32)	34 Reinsurer Designation Equivalent	35 Credit Risk on Collateralized Recoverables (Col. 32 * Factor Applicable to Reinsurer Designation Equivalent in Col. 34)
31-0542366	The Cincinnati Insurance Company	0	0		0	8	0	8	10	0	10	0	10	3	0	
13-2918573	TOA Reinsurance Company of America	0	0		0	21	0	21	25	0	25	0	25	3	0	
13-5616275	Transatlantic Reinsurance Company	0	0		0	21	0	21	25	0	25	0	25	2	1	
42-0644327	United Fire and Casualty Co.	0	0		0	1,419	0	1,419	1,703	0	1,703	0	1,703	4	56	
85-0165753	Wesco Insurance Company	0	0		0	10	0	10	12	0	12	0	12	4	0	
13-3088732	WFC National Insurance Co.	0	0		0	356	0	812	974	356	618	0	618	3	17	
13-1290712	XL Reinsurance America Inc.	0	0		0	15	0	249	299	15	284	0	284	2	6	
0999999	Total authorized - other U.S. unaffiliated insurers	0	0	XXX	137	9,923	64,498	74,421	89,305	9,786	79,519	137	79,382	XXX	4	2,172
AA-9991500	Illinois Mine Subsidence Ins	0	0		0	0	1	XXX	XXX	XXX	XXX	XXX	XXX	XXX	XXX	
AA-9991159	Michigan Catastrophic Claims Association	0	0		0	3	0	XXX	XXX	XXX	XXX	XXX	XXX	XXX	XXX	
AA-9991423	Minnesota Workers Compensation	0	0		0	0	0	XXX	XXX	XXX	XXX	XXX	XXX	XXX	XXX	
1099999	Total authorized - pools - mandatory pools	0	0	XXX	0	3	1	XXX	XXX	XXX	XXX	XXX	XXX	XXX	XXX	
AA-1120337	Aspen Insurance UK Ltd	0	0		0	19	481	500	600	19	581	0	581	4	19	
AA-3194130	Endurance Specialty Insurance Ltd	0	0		0	11	15	26	31	11	20	0	20	3	1	
AA-1340125	Hannover Rückversicherung AG	0	0		0	2,000	16,243	18,243	21,892	2,000	19,892	0	19,892	2	418	
AA-1126033	Lloyd's of London Syndicate #0033	0	0		0	(327)	358	31	37	(327)	364	0	364	2	8	
AA-1126382	Lloyd's of London Syndicate #0382	0	0		0	0	73	73	88	0	88	0	88	2	2	
AA-1126510	Lloyd's of London Syndicate #0510	0	0		0	6	4	10	12	6	6	0	6	2	0	
AA-1126566	Lloyd's of London Syndicate #0566	0	0		0	269	1,976	2,245	2,694	269	2,425	0	2,425	2	51	
AA-1126609	Lloyd's of London Syndicate #0609	0	0		0	(3)	38	35	42	(3)	45	0	45	2	1	
AA-1126623	Lloyd's of London Syndicate #0623	0	0		0	9	14	23	28	9	19	0	19	2	0	
AA-1126727	Lloyd's of London Syndicate #0727	0	0		0	(1)	15	14	17	(1)	18	0	18	2	0	
AA-1127036	Lloyd's of London Syndicate #1036	0	0		0	119	196	315	378	119	259	0	259	2	5	
AA-1127084	Lloyd's of London Syndicate #1084	0	0		0	0	11	11	13	0	13	0	13	2	0	
AA-1127200	Lloyd's of London Syndicate #1200	0	0		0	69	114	183	220	69	151	0	151	2	3	
AA-1120085	Lloyd's of London Syndicate #1274	0	0		0	19	0	19	23	23	0	0	0	0	0	
AA-1127414	Lloyd's of London Syndicate #1414	0	0		0	(79)	796	717	860	(79)	939	0	939	2	20	
AA-1120102	Lloyd's of London Syndicate #1458	0	0		0	0	5	5	6	0	6	0	6	2	0	
AA-1120198	Lloyd's of London Syndicate #1618	0	0		0	35	58	93	112	35	77	0	77	2	2	
AA-1120156	Lloyd's of London Syndicate #1686	0	0		0	73	85	158	190	73	117	0	117	2	2	
AA-1120096	Lloyd's of London Syndicate #1880	0	0		0	0	0	0	0	0	0	0	0	0	0	
AA-1120106	Lloyd's of London Syndicate #1969	0	0		0	4	18	22	26	4	22	0	22	2	0	
AA-1128001	Lloyd's of London Syndicate #2001	0	0		0	(24)	366	342	410	(24)	434	0	434	2	9	
AA-1120071	Lloyd's of London Syndicate #2007	0	0		0	0	2	2	2	0	2	0	2	2	0	
AA-1128010	Lloyd's of London Syndicate #2010	0	0		0	2	0	2	2	0	0	0	0	0	0	
AA-1128121	Lloyd's of London Syndicate #2121	0	0		0	14	0	14	17	17	0	0	0	0	0	
AA-1128623	Lloyd's of London Syndicate #2623	0	0		0	24	54	78	94	24	70	0	70	2	1	
AA-1128987	Lloyd's of London Syndicate #2987	0	0		0	174	1,864	2,038	2,446	174	2,272	0	2,272	2	48	
AA-1129000	Lloyd's of London Syndicate #3000	0	0		0	182	1,918	2,100	2,520	182	2,338	0	2,338	2	49	
AA-1120082	Lloyd's of London Syndicate #3010	0	0		0	20	0	20	24	24	0	0	0	0	0	
AA-1129210	Lloyd's of London Syndicate #3210	0	0		0	0	4	4	5	0	5	0	5	2	0	
AA-1126005	Lloyd's of London Syndicate #4000	0	0		0	0	8	8	10	0	10	0	10	2	0	
AA-1126004	Lloyd's of London Syndicate #4444	0	0		0	30	39	69	83	30	53	0	53	2	1	

ANNUAL STATEMENT FOR THE YEAR 2025 OF THE VANLINER INSURANCE COMPANY

**SCHEDULE F - PART 3 (Continued)**

Ceded Reinsurance as of December 31, Current Year (\$000 Omitted)  
(Credit Risk)

ID Number From Col. 1	Name of Reinsurer From Col. 3	Collateral				25 Total Funds Held, Payables & Collateral	26 Net Recoverable Net of Funds Held & Collateral	27 Applicable Sch. F Penalty (Col. 78)	Ceded Reinsurance Credit Risk								
		21 Multiple Beneficiary Trusts	22 Letters of Credit	23 Issuing or Confirming Bank Reference Number	24 Single Beneficiary Trusts & Other Allowable Collateral				28 Total Amount Recoverable from Reinsurers Less Penalty (Cols. 15-27)	29 Stressed Recoverable (Col. 28 * 120%)	30 Reinsurance Payable & Funds Held (Cols. 17+18+20; but not in excess of Col. 29)	31 Stressed Net Recoverable (Cols. 29-30)	32 Total Collateral (Cols. 21+22 + 24, not in Excess of Col. 31)	33 Stressed Net Recoverable Net of Collateral Offsets (Cols. 31-32)	34 Reinsurer Designation Equivalent	35 Credit Risk on Collateralized Recoverables (Col. 32 * Factor Applicable to Reinsurer Designation Equivalent in Col. 34)	36 Credit Risk on Un-collateralized Recoverables (Col. 33 * Factor Applicable to Reinsurer Designation Equivalent in Col. 34)
AA-1126006	Lloyd's of London Syndicate #4472	0	0		0	90	217	0	307	368	90	278	0	278	2	0	6
AA-1120090	Lloyd's of London Syndicate #4711	0	0		0	19	4	0	23	28	19	9	0	9	2	0	0
AA-3190829	Markel Bermuda Ltd	0	0		0	0	293	0	293	352	0	352	0	352	3	0	10
AA-1121270	River Thames Insurance Company Limited	0	0		0	0	48	0	48	58	0	58	0	58	6	0	7
1299999	Total authorized - other non-U.S. insurers	0	0	XXX	0	2,754	25,317	0	28,071	33,685	2,765	30,920	0	30,920	XXX	0	665
1499999	Total authorized excluding Protected Cells (Sum of 0899999, 0999999, 1099999, 1199999 and 1299999)	0	0	XXX	137	23,218	440,408	0	102,492	122,990	12,551	110,439	137	110,302	XXX	4	2,837
1899999	Total unauthorized - affiliates - U.S. non-pool	0	0	XXX	0	0	0	0	XXX	XXX	XXX	XXX	XXX	XXX	XXX	XXX	XXX
AA-3770227	Hudson Indemnity Ltd	0	0		0	149,088	0	0	149,088	178,906	151,023	27,883	0	27,883	6	0	3,346
2099999	Total unauthorized - affiliates - other (non-U.S.) - other	0	0	XXX	0	149,088	0	0	149,088	178,906	151,023	27,883	0	27,883	XXX	0	3,346
2199999	Total unauthorized - affiliates - other (non-U.S.)	0	0	XXX	0	149,088	0	0	149,088	178,906	151,023	27,883	0	27,883	XXX	0	3,346
2299999	Total unauthorized - affiliates	0	0	XXX	0	149,088	0	0	149,088	178,906	151,023	27,883	0	27,883	XXX	0	3,346
AA-3770362	ALC Insurance Group Ltd	0	0		0	0	0	0	0	0	0	0	0	0	6	0	0
AA-1784130	AXIS Specialty Europe SE	0	125	0004	0	9	0	0	9	11	0	11	11	0	3	0	0
AA-1120191	Convex Insurance UK Limited	0	13	0006	0	1	0	0	1	1	0	1	1	0	3	0	0
AA-3770505	Gibraltar	0	0		0	2,367	4,399	137	4,399	5,279	2,032	3,247	2,367	880	6	71	106
AA-3191190	Hamilton Re Ltd.	0	0		0	389	0	0	389	467	0	467	389	78	3	11	2
AA-3190958	Fleming International Reinsurance LTD.	0	115	0002	0	115	1	1	115	138	0	138	115	23	6	3	3
AA-1370048	Liberty Mutual Insurance Europe SE	0	275	0005	0	84	0	0	84	101	0	101	101	0	3	0	0
98-1863862	Maverick Insurance, Ltd.	0	0		0	32	0	0	32	38	38	0	0	0	6	0	0
AA-1460019	MS Amlin AG	0	20	0001	0	19	0	0	19	23	0	23	20	3	3	0	0
00-0000000	Norse Insurance, Ltd.	0	0		0	9	37	0	37	44	28	16	9	7	6	0	1
AA-1460023	RenaissanceRe Europe AG	0	0		0	2	2	0	2	2	0	2	2	0	3	0	0
AA-1121366	Sphere Drake Insurance Ltd	0	0		0	8	0	0	8	10	10	0	0	0	6	0	0
AA-3770159	TRAX Insurance Ltd	0	0		0	525	700	0	700	840	175	665	525	140	6	16	17
AA-3770000	Wheels Insurance Ltd	0	0		0	3,512	5,530	0	5,530	6,636	2,018	4,618	3,512	1,106	6	105	133
2699999	Total unauthorized - other non-U.S. insurers	0	548	XXX	6,802	11,325	138	138	11,325	13,590	4,301	9,289	7,052	2,237	XXX	211	261
2899999	Total unauthorized excluding Protected Cells (Sum of 2299999, 2399999, 2499999, 2599999 and 2699999)	0	548	XXX	6,802	160,413	138	138	160,413	192,496	155,324	37,172	7,052	30,120	XXX	211	3,607
3299999	Total certified - affiliates - U.S. non-pool	0	0	XXX	0	0	0	0	XXX	XXX	XXX	XXX	XXX	XXX	XXX	XXX	XXX
3599999	Total certified - affiliates - other (non-U.S.)	0	0	XXX	0	0	0	0	0	0	0	0	0	0	XXX	0	0
3699999	Total certified - affiliates	0	0	XXX	0	0	0	0	0	0	0	0	0	0	XXX	0	0
CR-1120175	Fidelis Underwriting Ltd.	0	75	0003	0	116	0	0	116	139	46	93	75	18	4	2	1
CR-1460023	RenaissanceRe Europe AG	0	0		0	9	0	0	6	7	0	7	0	0	3	0	0
4099999	Total certified - other non-U.S. insurers	0	75	XXX	9	122	0	0	122	146	46	100	82	18	XXX	2	1
4299999	Total certified excluding Protected Cells (Sum of 3699999, 3799999, 3899999, 3999999 and 4099999)	0	75	XXX	9	122	0	0	122	146	46	100	82	18	XXX	2	1
4699999	Total reciprocal jurisdiction - affiliates - U.S. non-pool	0	0	XXX	0	0	0	0	XXX	XXX	XXX	XXX	XXX	XXX	XXX	XXX	XXX
4999999	Total reciprocal jurisdiction - affiliates - other (non-U.S.)	0	0	XXX	0	0	0	0	0	0	0	0	0	0	XXX	0	0
5099999	Total reciprocal jurisdiction - affiliates	0	0	XXX	0	0	0	0	0	0	0	0	0	0	XXX	0	0
RJ-1120191	Convex Insurance UK Limited	0	0		0	45	41	0	86	103	45	58	0	58	3	0	2
RJ-3191190	Hamilton Re Ltd.	0	0		0	123	709	0	832	998	123	875	0	875	3	0	25

ANNUAL STATEMENT FOR THE YEAR 2025 OF THE VANLINER INSURANCE COMPANY

**SCHEDULE F - PART 3 (Continued)**

Ceded Reinsurance as of December 31, Current Year (\$000 Omitted)  
(Credit Risk)

ID Number From Col. 1	Name of Reinsurer From Col. 3	Collateral				25 Total Funds Held, Payables & Collateral	26 Net Recoverable Net of Funds Held & Collateral	27 Applicable Sch. F Penalty (Col. 78)	Ceded Reinsurance Credit Risk								
		21 Multiple Beneficiary Trusts	22 Letters of Credit	23 Issuing or Confirming Bank Reference Number	24 Single Beneficiary Trusts & Other Allowable Collateral				28 Total Amount Recoverable from Reinsurers Less Penalty (Cols. 15-27)	29 Stressed Recoverable (Col. 28 * 120%)	30 Reinsurance Payable & Funds Held (Cols. 17+18+20; but not in excess of Col. 29)	31 Stressed Net Recoverable (Cols. 29-30)	32 Total Collateral (Cols. 21+22 + 24, not in Excess of Col. 31)	33 Stressed Net Recoverable Net of Collateral Offsets (Cols. 31-32)	34 Reinsurer Designation Equivalent	35 Credit Risk on Collateralized Recoverables (Col. 32 * Factor Applicable to Reinsurer Designation Equivalent in Col. 34)	36 Credit Risk on Un-collateralized Recoverables (Col. 33 * Factor Applicable to Reinsurer Designation Equivalent in Col. 34)
RJ-1460019	MS Amlin AG	0	0		0	(2)	11	0	9	11	(2)	13	0	13	3	0	0
5499999	Total reciprocal jurisdiction - other non-U.S. insurers	0	0	XXX	0	166	761	0	927	1,112	166	946	0	946	XXX	0	26
5699999	Total reciprocal jurisdiction excluding Protected Cells (Sum of 5099999, 5199999, 5299999, 5399999 and 5499999)	0	0	XXX	0	166	761	0	927	1,112	166	946	0	946	XXX	0	26
5799999	Total authorized, unauthorized, reciprocal jurisdiction and certified excluding Protected Cells (Sum of 1499999, 2899999, 4299999 and 5699999)	0	623	XXX	6,948	183,919	441,307	138	263,954	316,745	168,087	148,658	7,271	141,387	XXX	217	6,471
5899999	Total Protected Cells (Sum of 1399999, 2799999, 4199999 and 5599999)	0	0	XXX	0	0	0	0	XXX	XXX	XXX	XXX	XXX	XXX	XXX	XXX	XXX
9999999	Totals	0	623	XXX	6,948	183,919	441,307	138	263,954	316,745	168,087	148,658	7,271	141,387	XXX	217	6,471

ANNUAL STATEMENT FOR THE YEAR 2025 OF THE VANLINER INSURANCE COMPANY

**SCHEDULE F - PART 3 (Continued)**

Ceded Reinsurance as of December 31, Current Year (\$000 Omitted)

(Aging of Ceded Reinsurance)

ID Number From Col. 1	Name of Reinsurer From Col. 3	Reinsurance Recoverable on Paid Losses and Paid Loss Adjustment Expenses						43	44	45	46	47	48	49	50	51	52	53				
		37	Overdue				42												41	40	39	38
			Current	1 - 29 Days	30 - 90 Days	91 - 120 Days																
34-1607395	National Interstate Insurance Company	10,857	0	0	0	0	0	10,857	0	0	10,857	0	0	0.0	0.0	0.0	XXX	0				
0199999	Total authorized - affiliates - U.S. intercompany pooling	10,857	0	0	0	0	0	10,857	0	0	10,857	0	0	0.0	0.0	0.0	XXX	0				
31-0501234	Great American Insurance Company	55	(223)	0	0	0	(223)	(168)	0	0	(168)	0	0	132.7	0.0	0.0	YES	0				
0399999	Total authorized - affiliates - U.S. non-pool - other	55	(223)	0	0	0	(223)	(168)	0	0	(168)	0	0	132.7	0.0	0.0	XXX	0				
0499999	Total authorized - affiliates - U.S. non-pool	55	(223)	0	0	0	(223)	(168)	0	0	(168)	0	0	132.7	0.0	0.0	XXX	0				
0799999	Total authorized - affiliates - other (non-U.S.)	0	0	0	0	0	0	0	0	0	0	0	0	0.0	0.0	0.0	XXX	0				
0899999	Total authorized - affiliates	10,912	(223)	0	0	0	(223)	10,689	0	0	10,689	0	0	(2.1)	0.0	0.0	XXX	0				
38-3207001	Accident Fund Insurance Company of America	77	54	(24)	0	0	30	107	0	0	107	0	0	28.0	0.0	0.0	YES	0				
06-1182357	Allied World Insurance Company	144	12	0	0	0	12	156	0	0	156	0	0	7.7	0.0	0.0	YES	0				
06-1430254	Arch Reinsurance Company	0	0	0	0	0	0	0	0	0	0	0	0	0.0	0.0	0.0	YES	0				
36-3155373	Ashmere Insurance Company	0	0	0	0	0	0	0	0	0	0	0	0	0.0	0.0	0.0	YES	0				
75-2344200	Aspen American Insurance Co	18	7	0	0	0	7	25	0	0	25	0	0	28.0	0.0	0.0	YES	0				
51-0434766	Axis Reinsurance Company	5	0	0	0	0	0	5	0	0	5	0	0	0.0	0.0	0.0	YES	0				
47-0574325	Berkley Insurance Company	251	0	262	0	0	262	513	0	0	513	0	0	51.1	0.0	0.0	YES	0				
43-1432586	Berkley Regional Insurance Company	900	0	0	0	0	0	900	0	0	900	0	0	0.0	0.0	0.0	YES	0				
39-0712210	Church Mutual Insurance Company, Stock Insurer	12	(105)	36	0	0	(69)	(57)	0	0	(57)	0	0	121.1	0.0	0.0	YES	0				
38-2145898	Dorinco Reinsurance Company	0	0	0	0	0	0	0	0	0	0	0	0	0.0	0.0	0.0	YES	0				
42-0234980	Employers Mutual Casualty Company	3	3	6	0	0	9	12	0	0	12	0	0	75.0	0.0	0.0	YES	0				
35-2293075	Endurance Assurance Corporation	90	0	419	0	0	419	509	0	0	509	0	0	82.3	0.0	0.0	YES	0				
22-2005057	Everest Reinsurance Company	712	38	0	0	0	38	750	0	0	750	0	0	5.1	0.0	0.0	YES	0				
43-1898350	Lismore Insurance Company	2	80	4	0	0	84	86	0	0	86	0	0	97.7	0.0	0.0	YES	0				
13-2673100	General Reinsurance Corporation	2,099	238	1	0	0	239	2,338	0	0	2,338	0	0	10.2	0.0	0.0	YES	0				
23-2745904	Greystone Insurance Company	0	3	0	0	0	3	3	0	0	3	0	0	100.0	0.0	0.0	YES	0				
06-0383750	Hartford Fire Insurance Company	0	0	0	0	0	0	0	0	0	0	0	0	0.0	0.0	0.0	YES	0				
06-0384680	Hartford Steam Boiler	0	0	0	0	0	0	0	0	0	0	0	0	0.0	0.0	0.0	YES	0				
95-2769232	Insurance Company of the West	25	9	0	0	0	9	34	0	0	34	0	0	26.5	0.0	0.0	YES	0				
04-1543470	Liberty Mutual Insurance Co.	111	0	0	0	0	0	111	0	0	111	0	0	0.0	0.0	0.0	YES	0				
06-1481194	Markel Global Reinsurance Company	0	0	0	0	0	0	0	0	0	0	0	0	0.0	0.0	0.0	YES	0				
36-3101262	Markel Insurance Company	1	0	0	0	0	0	1	0	0	1	0	0	0.0	0.0	0.0	YES	0				
31-1169435	Midwest Employers Casualty Company	0	0	0	0	0	0	0	0	0	0	0	0	0.0	0.0	0.0	YES	0				
13-4924125	Munich Reinsurance America Inc.	424	0	0	0	0	0	424	0	0	424	0	0	0.0	0.0	0.0	YES	0				
47-0355979	National Indemnity Company	901	0	0	0	0	0	901	0	0	901	0	77	0.0	0.0	0.0	YES	0				
36-2403971	National Liability & Fire Insurance Company	0	0	0	0	0	0	0	0	0	0	0	0	0.0	0.0	0.0	YES	0				
31-4177100	Nationwide Mutual Insurance Company	48	19	0	0	0	19	67	0	0	67	0	0	28.4	0.0	0.0	YES	0				
13-3138390	Navigators Insurance Company	0	0	0	0	0	0	0	0	0	0	0	0	0.0	0.0	0.0	YES	0				
47-0698507	Odyssey Reinsurance Company	48	19	0	0	0	19	67	0	0	67	0	0	28.4	0.0	0.0	YES	0				
13-3031176	Partner Reinsurance Company of the US	4	5	9	0	0	14	18	0	0	18	0	0	77.8	0.0	0.0	YES	0				
36-3030511	Praetorian Ins Co	(1)	5	4	0	0	(1)	4	0	0	4	0	0	125.0	0.0	0.0	YES	0				
23-1641984	QBE Reinsurance Corporation	(8)	0	0	0	0	0	(8)	0	0	(8)	0	0	0.0	0.0	0.0	YES	0				
52-1952955	Renaissance Reinsurance U.S. Inc.	349	(76)	39	0	0	(37)	312	0	0	312	0	0	(11.9)	0.0	0.0	YES	0				
43-0727872	Safety National Casualty Corporation	57	9	84	0	0	93	150	0	0	150	0	0	62.0	0.0	0.0	YES	0				
13-2997499	SiriusPoint America Insurance Company	0	0	0	0	0	0	0	0	0	0	0	0	0.0	0.0	0.0	YES	0				

ANNUAL STATEMENT FOR THE YEAR 2025 OF THE VANLINER INSURANCE COMPANY

**SCHEDULE F - PART 3 (Continued)**

Ceded Reinsurance as of December 31, Current Year (\$000 Omitted)

(Aging of Ceded Reinsurance)

ID Number From Col. 1	Name of Reinsurer From Col. 3	Reinsurance Recoverable on Paid Losses and Paid Loss Adjustment Expenses						43 Total Due Cols. 37+42 (In total should equal Cols. 7+8)	44 Total Recoverable on Paid Losses & LAE Amounts in Dispute Included in Col. 43	45 Recoverable on Paid Losses & LAE Over 90 Days Past Due Amounts in Dispute Included in Cols. 40 & 41	46 Total Recoverable on Paid Losses & LAE Amounts Not in Dispute (Cols 43-44)	47 Recoverable on Paid Losses & LAE Over 90 Days Past Due Amounts Not in Dispute (Cols. 40 + 41 - 45)	48 Amounts Received Prior 90 Days	49 Percentage Overdue Col. 42/Col. 43	50 Percentage of Amounts More Than 90 Days Overdue Not in Dispute (Col. 47/(Cols. 46+48))	51 Percentage More Than 120 Days Overdue (Col. 41/ Col. 43)	52 Is the Amount in Col. 50 Less Than 20%? (Yes or No)	53 Amounts in Col. 47 for Reinsurers with Values Less Than 20% in Col. 50
		37	Overdue				42 Total Overdue Cols. 38+39 +40+41											
		Current	38 1 - 29 Days	39 30 - 90 Days	40 91 - 120 Days	41 Over 120 Days												
13-1675535 ..	Swiss Reinsurance America Corporation .....	878	0	0	0	0	878	0	0	878	0	0	0.0	0.0	0.0	0.0	YES	0
31-0542366 ..	The Cincinnati Insurance Company .....	0	0	0	0	0	0	0	0	0	0	0	0.0	0.0	0.0	0.0	YES	0
13-2918573 ..	TOA Reinsurance Company of America .....	0	0	0	0	0	0	0	0	0	0	0	0.0	0.0	0.0	0.0	YES	0
13-5616275 ..	Transatlantic Reinsurance Company .....	0	0	0	0	0	0	0	0	0	0	0	0.0	0.0	0.0	0.0	YES	0
42-0644327 ..	United Fire and Casualty Co. ....	15	6	(12)	0	0	(6)	9	0	9	0	0	(66.7)	0.0	0.0	0.0	YES	0
85-0165753 ..	Wesco Insurance Company .....	0	0	0	0	0	0	0	0	0	0	0	0.0	0.0	0.0	0.0	YES	0
13-3088732 ..	WFC National Insurance Co. ....	0	0	0	0	0	0	0	0	0	0	0	0.0	0.0	0.0	0.0	YES	0
13-1290712 ..	XL Reinsurance America Inc. ....	0	0	0	0	0	0	0	0	0	0	0	0.0	0.0	0.0	0.0	YES	0
<b>0999999</b> ..	<b>Total authorized - other U.S. unaffiliated insurers</b>	<b>7,165</b>	<b>326</b>	<b>824</b>	<b>0</b>	<b>0</b>	<b>1,150</b>	<b>8,315</b>	<b>0</b>	<b>8,315</b>	<b>0</b>	<b>77</b>	<b>13.8</b>	<b>0.0</b>	<b>0.0</b>	<b>0.0</b>	<b>XXX</b>	<b>0</b>
AA-9991500 ..	Illinois Mine Subsidence Ins .....	0	0	0	0	0	0	0	0	0	0	0	0.0	0.0	0.0	0.0	YES	0
AA-9991159 ..	Michigan Catastrophic Claims Association .....	0	0	0	0	0	0	0	0	0	0	0	0.0	0.0	0.0	0.0	YES	0
AA-9991423 ..	Minnesota Workers Compensation .....	0	0	0	0	0	0	0	0	0	0	0	0.0	0.0	0.0	0.0	YES	0
<b>1099999</b> ..	<b>Total authorized - pools - mandatory pools</b>	<b>0</b>	<b>0</b>	<b>0</b>	<b>0</b>	<b>0</b>	<b>0</b>	<b>0</b>	<b>0</b>	<b>0</b>	<b>0</b>	<b>0</b>	<b>0.0</b>	<b>0.0</b>	<b>0.0</b>	<b>0.0</b>	<b>XXX</b>	<b>0</b>
AA-1120337 ..	Aspen Insurance UK Ltd .....	6	9	(1)	0	(114)	(106)	(100)	0	(100)	0	0	106.0	0.0	114.0	0.0	YES	0
AA-3194130 ..	Endurance Specialty Insurance Ltd .....	0	0	0	0	0	0	0	0	0	0	0	0.0	0.0	0.0	0.0	YES	0
AA-1340125 ..	Hannover Rückversicherung AG .....	860	(372)	193	(70)	57	(192)	668	0	668	0	0	(28.7)	0.0	8.5	0.0	YES	0
AA-1126033 ..	Lloyd's of London Syndicate #0033 .....	0	0	0	0	0	0	0	0	0	0	0	0.0	0.0	0.0	0.0	YES	0
AA-1126382 ..	Lloyd's of London Syndicate #0382 .....	15	0	0	0	0	0	15	0	15	0	0	0.0	0.0	0.0	0.0	YES	0
AA-1126510 ..	Lloyd's of London Syndicate #0510 .....	0	0	0	0	0	0	0	0	0	0	0	0.0	0.0	0.0	0.0	YES	0
AA-1126566 ..	Lloyd's of London Syndicate #0566 .....	38	0	0	0	0	0	38	0	38	0	0	0.0	0.0	0.0	0.0	YES	0
AA-1126609 ..	Lloyd's of London Syndicate #0609 .....	0	0	0	0	0	0	0	0	0	0	0	0.0	0.0	0.0	0.0	YES	0
AA-1126623 ..	Lloyd's of London Syndicate #0623 .....	0	0	0	0	0	0	0	0	0	0	0	0.0	0.0	0.0	0.0	YES	0
AA-1126727 ..	Lloyd's of London Syndicate #0727 .....	0	0	0	0	0	0	0	0	0	0	0	0.0	0.0	0.0	0.0	YES	0
AA-1127036 ..	Lloyd's of London Syndicate #1036 .....	1	10	56	0	0	66	67	0	67	0	0	98.5	0.0	0.0	0.0	YES	0
AA-1127084 ..	Lloyd's of London Syndicate #1084 .....	0	0	0	0	0	0	0	0	0	0	0	0.0	0.0	0.0	0.0	YES	0
AA-1127200 ..	Lloyd's of London Syndicate #1200 .....	42	0	0	0	0	0	42	0	42	0	0	0.0	0.0	0.0	0.0	YES	0
AA-1120085 ..	Lloyd's of London Syndicate #1274 .....	0	0	0	0	0	0	0	0	0	0	0	0.0	0.0	0.0	0.0	YES	0
AA-1127414 ..	Lloyd's of London Syndicate #1414 .....	16	0	70	0	0	70	86	0	86	0	0	81.4	0.0	0.0	0.0	YES	0
AA-1120102 ..	Lloyd's of London Syndicate #1458 .....	0	0	0	0	0	0	0	0	0	0	0	0.0	0.0	0.0	0.0	YES	0
AA-1120198 ..	Lloyd's of London Syndicate #1618 .....	0	0	0	0	0	0	0	0	0	0	0	0.0	0.0	0.0	0.0	YES	0
AA-1120156 ..	Lloyd's of London Syndicate #1686 .....	0	0	28	0	0	28	28	0	28	0	0	100.0	0.0	0.0	0.0	YES	0
AA-1120096 ..	Lloyd's of London Syndicate #1880 .....	0	0	0	0	0	0	0	0	0	0	0	0.0	0.0	0.0	0.0	YES	0
AA-1120106 ..	Lloyd's of London Syndicate #1969 .....	0	0	0	0	0	0	0	0	0	0	0	0.0	0.0	0.0	0.0	YES	0
AA-1128001 ..	Lloyd's of London Syndicate #2001 .....	1	7	0	0	0	7	8	0	8	0	0	87.5	0.0	0.0	0.0	YES	0
AA-1120071 ..	Lloyd's of London Syndicate #2007 .....	0	2	0	0	0	2	2	0	2	0	0	100.0	0.0	0.0	0.0	YES	0
AA-1128010 ..	Lloyd's of London Syndicate #2010 .....	0	0	0	0	0	0	0	0	0	0	0	0.0	0.0	0.0	0.0	YES	0
AA-1128121 ..	Lloyd's of London Syndicate #2121 .....	0	0	0	0	0	0	0	0	0	0	0	0.0	0.0	0.0	0.0	YES	0
AA-1128623 ..	Lloyd's of London Syndicate #2623 .....	0	0	0	0	0	0	0	0	0	0	0	0.0	0.0	0.0	0.0	YES	0
AA-1128987 ..	Lloyd's of London Syndicate #2987 .....	0	0	0	0	0	0	0	0	0	0	0	0.0	0.0	0.0	0.0	YES	0
AA-1129000 ..	Lloyd's of London Syndicate #3000 .....	0	0	0	0	0	0	0	0	0	0	0	0.0	0.0	0.0	0.0	YES	0
AA-1120082 ..	Lloyd's of London Syndicate #3010 .....	0	0	0	0	0	0	0	0	0	0	0	0.0	0.0	0.0	0.0	YES	0
AA-1129210 ..	Lloyd's of London Syndicate #3210 .....	0	0	0	0	0	0	0	0	0	0	0	0.0	0.0	0.0	0.0	YES	0
AA-1126005 ..	Lloyd's of London Syndicate #4000 .....	0	0	0	0	0	0	0	0	0	0	0	0.0	0.0	0.0	0.0	YES	0
AA-1126004 ..	Lloyd's of London Syndicate #4444 .....	0	0	0	0	0	0	0	0	0	0	0	0.0	0.0	0.0	0.0	YES	0

ANNUAL STATEMENT FOR THE YEAR 2025 OF THE VANLINER INSURANCE COMPANY

**SCHEDULE F - PART 3 (Continued)**

Ceded Reinsurance as of December 31, Current Year (\$000 Omitted)

(Aging of Ceded Reinsurance)

ID Number From Col. 1	Name of Reinsurer From Col. 3	Reinsurance Recoverable on Paid Losses and Paid Loss Adjustment Expenses						44 Total Recoverable on Paid Losses & LAE Amounts in Dispute Included in Col. 43	45 Recoverable on Paid Losses & LAE Over 90 Days Past Due Amounts in Dispute Included in Cols. 40 & 41	46 Total Recoverable on Paid Losses & LAE Amounts Not in Dispute (Cols 43-44)	47 Recoverable on Paid Losses & LAE Over 90 Days Past Due Amounts Not in Dispute (Cols. 40 + 41 - 45)	48 Amounts Received Prior 90 Days	49 Percentage Overdue Col. 42/Col. 43	50 Percentage of Amounts More Than 90 Days Overdue Not in Dispute (Col. 47/(Cols. 46+48))	51 Percentage More Than 120 Days Overdue (Col. 41/ Col. 43)	52 Is the Amount in Col. 50 Less Than 20%? (Yes or No)	53 Amounts in Col. 47 for Reinsurers with Values Less Than 20% in Col. 50
		37	Overdue				43 Total Due Cols. 37+42 (In total should equal Cols. 7+8)										
		Current	38 1 - 29 Days	39 30 - 90 Days	40 91 - 120 Days	41 Over 120 Days											
AA-1126006	Lloyd's of London Syndicate #4472	0	0	56	0	0	56	0	56	0	0	100.0	0.0	0.0	0.0	YES	0
AA-1120090	Lloyd's of London Syndicate #4711	0	0	0	0	0	0	0	0	0	0	0.0	0.0	0.0	0.0	YES	0
AA-3190829	Markel Bermuda Ltd	2	0	0	0	0	2	0	2	0	0	0.0	0.0	0.0	0.0	YES	0
AA-1121270	River Thames Insurance Company Limited	0	4	0	0	0	4	0	4	0	0	100.0	0.0	0.0	0.0	YES	0
1299999	Total authorized - other non-U.S. insurers	981	(340)	402	(70)	(57)	(65)	0	0	916	0	0	(7.1)	0.0	(6.2)	XXX	0
1499999	Total authorized excluding Protected Cells (Sum of 0899999, 0999999, 1099999, 1199999 and 1299999)	19,058	(237)	1,226	(70)	(57)	862	0	0	19,920	0	77	4.3	0.0	(0.3)	XXX	0
1899999	Total unauthorized - affiliates - U.S. non-pool	0	0	0	0	0	0	0	0	0	0	0	0.0	0.0	0.0	XXX	0
AA-3770227	Hudson Indemnity Ltd	0	0	0	0	0	0	0	0	0	0	0	0.0	0.0	0.0	YES	0
2099999	Total unauthorized - affiliates - other (non-U.S.) - other	0	0	0	0	0	0	0	0	0	0	0	0.0	0.0	0.0	XXX	0
2199999	Total unauthorized - affiliates - other (non-U.S.)	0	0	0	0	0	0	0	0	0	0	0	0.0	0.0	0.0	XXX	0
2299999	Total unauthorized - affiliates	0	0	0	0	0	0	0	0	0	0	0	0.0	0.0	0.0	XXX	0
AA-3770362	ALC Insurance Group Ltd	0	0	0	0	0	0	0	0	0	0	0	0.0	0.0	0.0	YES	0
AA-1784130	AXIS Specialty Europe SE	(1)	6	0	0	0	6	0	5	0	0	120.0	0.0	0.0	0.0	YES	0
AA-1120191	Convex Insurance UK Limited	0	0	0	0	0	0	0	0	0	0	0.0	0.0	0.0	0.0	YES	0
AA-3770505	Gibraltar	391	0	0	0	0	391	0	391	0	0	0.0	0.0	0.0	0.0	YES	0
AA-3191190	Hamilton Re Ltd.	146	24	0	0	0	24	0	170	0	44	14.1	0.0	0.0	0.0	YES	0
AA-3190958	Fleming International Reinsurance LTD.	0	0	12	0	0	12	0	12	0	0	100.0	0.0	0.0	0.0	YES	0
AA-1370048	Liberty Mutual Insurance Europe SE	12	0	0	0	0	12	0	12	0	0	0.0	0.0	0.0	0.0	YES	0
98-1863862	Maverick Insurance, Ltd.	0	0	0	0	0	0	0	0	0	0	0.0	0.0	0.0	0.0	YES	0
AA-1460019	MS Amlin AG	0	0	0	0	0	0	0	0	0	0	0.0	0.0	0.0	0.0	YES	0
00-0000000	Norse Insurance, Ltd.	0	0	0	0	0	0	0	0	0	0	0.0	0.0	0.0	0.0	YES	0
AA-1460023	RenaissanceRe Europe AG	0	0	0	0	0	0	0	0	0	0	0.0	0.0	0.0	0.0	YES	0
AA-1121366	Sphere Drake Insurance Ltd	1	0	0	0	0	1	0	1	0	0	0.0	0.0	0.0	0.0	YES	0
AA-3770159	TRAX Insurance Ltd	78	0	0	0	0	78	0	78	0	0	0.0	0.0	0.0	0.0	YES	0
AA-3770000	Wheels Insurance Ltd	336	0	0	0	0	336	0	336	0	0	0.0	0.0	0.0	0.0	YES	0
2699999	Total unauthorized - other non-U.S. insurers	963	30	12	0	0	42	0	0	1,005	0	44	4.2	0.0	0.0	XXX	0
2899999	Total unauthorized excluding Protected Cells (Sum of 2299999, 2399999, 2499999, 2599999 and 2699999)	963	30	12	0	0	42	0	0	1,005	0	44	4.2	0.0	0.0	XXX	0
3299999	Total certified - affiliates - U.S. non-pool	0	0	0	0	0	0	0	0	0	0	0	0.0	0.0	0.0	XXX	0
3599999	Total certified - affiliates - other (non-U.S.)	0	0	0	0	0	0	0	0	0	0	0	0.0	0.0	0.0	XXX	0
3699999	Total certified - affiliates	0	0	0	0	0	0	0	0	0	0	0	0.0	0.0	0.0	XXX	0
CR-1120175	Fidelis Underwriting Ltd.	0	0	28	0	0	28	0	28	0	0	100.0	0.0	0.0	0.0	YES	0
CR-1460023	RenaissanceRe Europe AG	0	0	0	0	0	0	0	0	0	0	0.0	0.0	0.0	0.0	YES	0
4099999	Total certified - other non-U.S. insurers	0	0	28	0	0	28	0	28	0	0	100.0	0.0	0.0	0.0	XXX	0
4299999	Total certified excluding Protected Cells (Sum of 3699999, 3799999, 3899999, 3999999 and 4099999)	0	0	28	0	0	28	0	0	28	0	100.0	0.0	0.0	0.0	XXX	0

ANNUAL STATEMENT FOR THE YEAR 2025 OF THE VANLINER INSURANCE COMPANY

**SCHEDULE F - PART 3 (Continued)**

Ceded Reinsurance as of December 31, Current Year (\$000 Omitted)  
(Aging of Ceded Reinsurance)

ID Number From Col. 1	Name of Reinsurer From Col. 3	Reinsurance Recoverable on Paid Losses and Paid Loss Adjustment Expenses							44 Total Recoverable on Paid Losses & LAE Amounts in Dispute Included in Col. 43	45 Recoverable on Paid Losses & LAE Over 90 Days Past Due Amounts in Dispute Included in Cols. 40 & 41	46 Total Recoverable on Paid Losses & LAE Amounts Not in Dispute (Cols 43-44)	47 Recoverable on Paid Losses & LAE Over 90 Days Past Due Amounts Not in Dispute (Cols. 40 + 41 - 45)	48 Amounts Received Prior 90 Days	49 Percentage Overdue Col. 42/Col. 43	50 Percentage of Amounts More Than 90 Days Overdue Not in Dispute (Col. 47/(Cols. 46+48))	51 Percentage More Than 120 Days Overdue (Col. 41/Col. 43)	52 Is the Amount in Col. 50 Less Than 20%? (Yes or No)	53 Amounts in Col. 47 for Reinsurers with Values Less Than 20% in Col. 50
		37 Current	38 Overdue				42 Total Overdue Cols. 38+39 +40+41	43 Total Due Cols. 37+42 (In total should equal Cols. 7+8)										
			38 1 - 29 Days	39 30 - 90 Days	40 91 - 120 Days	41 Over 120 Days												
4699999. Total reciprocal jurisdiction - affiliates - U.S. non-pool		0	0	0	0	0	0	0	0	0	0	0	0.0	0.0	0.0	XXX	0	
4999999. Total reciprocal jurisdiction - affiliates - other (non-U.S.)		0	0	0	0	0	0	0	0	0	0	0	0.0	0.0	0.0	XXX	0	
5099999. Total reciprocal jurisdiction - affiliates		0	0	0	0	0	0	0	0	0	0	0	0.0	0.0	0.0	XXX	0	
RJ-1120191 .. Convex Insurance UK Limited .....		0	0	0	0	0	0	0	0	0	0	0	0.0	0.0	0.0	YES	0	
RJ-3191190 .. Hamilton Re Ltd. ....		44	0	0	0	0	44	0	0	44	0	0	0.0	0.0	0.0	YES	0	
RJ-1460019 .. MS Aml in AG .....		0	0	0	0	0	0	0	0	0	0	0	0.0	0.0	0.0	YES	0	
5499999. Total reciprocal jurisdiction - other non-U.S. insurers		44	0	0	0	0	44	0	0	44	0	0	0.0	0.0	0.0	XXX	0	
5699999. Total reciprocal jurisdiction excluding Protected Cells (Sum of 5099999, 5199999, 5299999, 5399999 and 5499999)		44	0	0	0	0	44	0	0	44	0	0	0.0	0.0	0.0	XXX	0	
5799999. Total authorized, unauthorized, reciprocal jurisdiction and certified excluding Protected Cells (Sum of 1499999, 2899999, 4299999 and 5699999)		20,065	(207)	1,266	(70)	(57)	932	20,997	0	20,997	0	121	4.4	0.0	(0.3)	XXX	0	
5899999. Total Protected Cells (Sum of 1399999, 2799999, 4199999 and 5599999)		0	0	0	0	0	0	0	0	0	0	0	0.0	0.0	0.0	XXX	0	
9999999 Totals		20,065	(207)	1,266	(70)	(57)	932	20,997	0	20,997	0	121	4.4	0.0	(0.3)	XXX	0	

24.3

ANNUAL STATEMENT FOR THE YEAR 2025 OF THE VANLINER INSURANCE COMPANY

**SCHEDULE F - PART 3 (Continued)**

Ceded Reinsurance as of December 31, Current Year (\$000 Omitted)  
(Provision for Reinsurance for Certified Reinsurers)

ID Number From Col. 1	Name of Reinsurer From Col. 3	Provision for Certified Reinsurance													Complete if Col. 52 = "No"; Otherwise Enter 0			69 Provision for Overdue Reinsurance Ceded to Certified Reinsurers (Greater of [Col. 62 + Col. 65] or Col.68; not to Exceed Col. 63)
		54	55	56	57	58	59	60	61	62	63	64	65	66	67	68		
		Certified Reinsurer Rating (1 through 6)	Effective Date of Certified Reinsurer Rating	Percent Collateral Required for Full Credit (0% through 100%)	Catastrophe Recoverables Qualifying for Collateral Deferral	Net Recoverables Subject to Collateral Requirements for Full Credit (Col. 19 - Col. 57)	Dollar Amount of Collateral Required (Col. 56 * Col. 58)	Percent of Collateral Provided for Net Recoverables Subject to Collateral Requirements ([Col. 20 + Col. 22 + Col. 24] / Col. 58)	Percent Credit Allowed on Net Recoverables Subject to Collateral Requirements (Col. 60 / Col. 56, not to exceed 100%)	20% of Recoverable on Paid Losses & LAE Over 90 Days Past Due Amounts in Dispute (Col. 45 * 20%)	Amount of Credit Allowed for Net Recoverables (Col. 57 + [Col. 58 * Col. 61])	Provision for Reinsurance with Certified Reinsurers Due to Collateral Deficiency (Col. 19 - Col. 63)	20% of Recoverable on Paid Losses & LAE Over 90 Days Past Due Amounts Not in Dispute (Col. 47 * 20%)	Total Collateral Provided (Col. 20 + Col. 21 + Col. 24, not to Exceed Col. 63)	Net Unsecured Recoverable for Which Credit is Allowed (Col. 63 - Col. 66)	20% of Amount in Col. 67		
34-1607395	National Interstate Insurance Company	XXX	XXX	XXX	XXX	XXX	XXX	XXX	XXX	XXX	XXX	XXX	XXX	XXX	XXX	XXX	XXX	
0199999	Total authorized - affiliates - U.S. intercompany pooling			XXX	XXX	XXX	XXX	XXX	XXX	XXX	XXX	XXX	XXX	XXX	XXX	XXX	XXX	
31-0501234	Great American Insurance Company	XXX	XXX	XXX	XXX	XXX	XXX	XXX	XXX	XXX	XXX	XXX	XXX	XXX	XXX	XXX	XXX	
0399999	Total authorized - affiliates - U.S. non-pool - other			XXX	XXX	XXX	XXX	XXX	XXX	XXX	XXX	XXX	XXX	XXX	XXX	XXX	XXX	
0499999	Total authorized - affiliates - U.S. non-pool			XXX	XXX	XXX	XXX	XXX	XXX	XXX	XXX	XXX	XXX	XXX	XXX	XXX	XXX	
0799999	Total authorized - affiliates - other (non-U.S.)			XXX	XXX	XXX	XXX	XXX	XXX	XXX	XXX	XXX	XXX	XXX	XXX	XXX	XXX	
0899999	Total authorized - affiliates			XXX	XXX	XXX	XXX	XXX	XXX	XXX	XXX	XXX	XXX	XXX	XXX	XXX	XXX	
38-3207001	Accident Fund Insurance Company of America	XXX	XXX	XXX	XXX	XXX	XXX	XXX	XXX	XXX	XXX	XXX	XXX	XXX	XXX	XXX	XXX	
06-1182357	Allied World Insurance Company	XXX	XXX	XXX	XXX	XXX	XXX	XXX	XXX	XXX	XXX	XXX	XXX	XXX	XXX	XXX	XXX	
06-1430254	Arch Reinsurance Company	XXX	XXX	XXX	XXX	XXX	XXX	XXX	XXX	XXX	XXX	XXX	XXX	XXX	XXX	XXX	XXX	
36-3155373	Ashmere Insurance Company	XXX	XXX	XXX	XXX	XXX	XXX	XXX	XXX	XXX	XXX	XXX	XXX	XXX	XXX	XXX	XXX	
75-2344200	Aspen American Insurance Co	XXX	XXX	XXX	XXX	XXX	XXX	XXX	XXX	XXX	XXX	XXX	XXX	XXX	XXX	XXX	XXX	
51-0434766	Axis Reinsurance Company	XXX	XXX	XXX	XXX	XXX	XXX	XXX	XXX	XXX	XXX	XXX	XXX	XXX	XXX	XXX	XXX	
47-0574325	Berkley Insurance Company	XXX	XXX	XXX	XXX	XXX	XXX	XXX	XXX	XXX	XXX	XXX	XXX	XXX	XXX	XXX	XXX	
43-1432586	Berkley Regional Insurance Company	XXX	XXX	XXX	XXX	XXX	XXX	XXX	XXX	XXX	XXX	XXX	XXX	XXX	XXX	XXX	XXX	
39-0712210	Church Mutual Insurance Company, Stock Insurer	XXX	XXX	XXX	XXX	XXX	XXX	XXX	XXX	XXX	XXX	XXX	XXX	XXX	XXX	XXX	XXX	
38-2145898	Dorinco Reinsurance Company	XXX	XXX	XXX	XXX	XXX	XXX	XXX	XXX	XXX	XXX	XXX	XXX	XXX	XXX	XXX	XXX	
42-0234980	Employers Mutual Casualty Company	XXX	XXX	XXX	XXX	XXX	XXX	XXX	XXX	XXX	XXX	XXX	XXX	XXX	XXX	XXX	XXX	
35-2293075	Endurance Assurance Corporation	XXX	XXX	XXX	XXX	XXX	XXX	XXX	XXX	XXX	XXX	XXX	XXX	XXX	XXX	XXX	XXX	
22-2005057	Everest Reinsurance Company	XXX	XXX	XXX	XXX	XXX	XXX	XXX	XXX	XXX	XXX	XXX	XXX	XXX	XXX	XXX	XXX	
43-1898350	Lismore Insurance Company	XXX	XXX	XXX	XXX	XXX	XXX	XXX	XXX	XXX	XXX	XXX	XXX	XXX	XXX	XXX	XXX	
13-2673100	General Reinsurance Corporation	XXX	XXX	XXX	XXX	XXX	XXX	XXX	XXX	XXX	XXX	XXX	XXX	XXX	XXX	XXX	XXX	
23-2745904	Greystone Insurance Company	XXX	XXX	XXX	XXX	XXX	XXX	XXX	XXX	XXX	XXX	XXX	XXX	XXX	XXX	XXX	XXX	
06-0383750	Hartford Fire Insurance Company	XXX	XXX	XXX	XXX	XXX	XXX	XXX	XXX	XXX	XXX	XXX	XXX	XXX	XXX	XXX	XXX	
06-0384680	Hartford Steam Boiler	XXX	XXX	XXX	XXX	XXX	XXX	XXX	XXX	XXX	XXX	XXX	XXX	XXX	XXX	XXX	XXX	
95-2769232	Insurance Company of the West	XXX	XXX	XXX	XXX	XXX	XXX	XXX	XXX	XXX	XXX	XXX	XXX	XXX	XXX	XXX	XXX	
04-1543470	Liberty Mutual Insurance Co.	XXX	XXX	XXX	XXX	XXX	XXX	XXX	XXX	XXX	XXX	XXX	XXX	XXX	XXX	XXX	XXX	
06-1481194	Markel Global Reinsurance Company	XXX	XXX	XXX	XXX	XXX	XXX	XXX	XXX	XXX	XXX	XXX	XXX	XXX	XXX	XXX	XXX	
36-3101262	Markel Insurance Company	XXX	XXX	XXX	XXX	XXX	XXX	XXX	XXX	XXX	XXX	XXX	XXX	XXX	XXX	XXX	XXX	
31-1169435	Midwest Employers Casualty Company	XXX	XXX	XXX	XXX	XXX	XXX	XXX	XXX	XXX	XXX	XXX	XXX	XXX	XXX	XXX	XXX	
13-4924125	Munich Reinsurance America Inc.	XXX	XXX	XXX	XXX	XXX	XXX	XXX	XXX	XXX	XXX	XXX	XXX	XXX	XXX	XXX	XXX	
47-0355979	National Indemnity Company	XXX	XXX	XXX	XXX	XXX	XXX	XXX	XXX	XXX	XXX	XXX	XXX	XXX	XXX	XXX	XXX	
36-2403971	National Liability & Fire Insurance Company	XXX	XXX	XXX	XXX	XXX	XXX	XXX	XXX	XXX	XXX	XXX	XXX	XXX	XXX	XXX	XXX	
31-4177100	Nationwide Mutual Insurance Company	XXX	XXX	XXX	XXX	XXX	XXX	XXX	XXX	XXX	XXX	XXX	XXX	XXX	XXX	XXX	XXX	
13-3138390	Navigators Insurance Company	XXX	XXX	XXX	XXX	XXX	XXX	XXX	XXX	XXX	XXX	XXX	XXX	XXX	XXX	XXX	XXX	
47-0698507	Odyssey Reinsurance Company	XXX	XXX	XXX	XXX	XXX	XXX	XXX	XXX	XXX	XXX	XXX	XXX	XXX	XXX	XXX	XXX	
13-3031176	Partner Reinsurance Company of the US	XXX	XXX	XXX	XXX	XXX	XXX	XXX	XXX	XXX	XXX	XXX	XXX	XXX	XXX	XXX	XXX	
36-3030511	Praetorian Ins Co	XXX	XXX	XXX	XXX	XXX	XXX	XXX	XXX	XXX	XXX	XXX	XXX	XXX	XXX	XXX	XXX	
23-1641984	QBE Reinsurance Corporation	XXX	XXX	XXX	XXX	XXX	XXX	XXX	XXX	XXX	XXX	XXX	XXX	XXX	XXX	XXX	XXX	
52-1952955	Renaissance Reinsurance U.S. Inc.	XXX	XXX	XXX	XXX	XXX	XXX	XXX	XXX	XXX	XXX	XXX	XXX	XXX	XXX	XXX	XXX	
43-0727872	Safety National Casualty Corporation	XXX	XXX	XXX	XXX	XXX	XXX	XXX	XXX	XXX	XXX	XXX	XXX	XXX	XXX	XXX	XXX	

ANNUAL STATEMENT FOR THE YEAR 2025 OF THE VANLINER INSURANCE COMPANY

**SCHEDULE F - PART 3 (Continued)**

Ceded Reinsurance as of December 31, Current Year (\$000 Omitted)  
(Provision for Reinsurance for Certified Reinsurers)

ID Number From Col. 1	Name of Reinsurer From Col. 3	Provision for Certified Reinsurance													Complete if Col. 52 = "No"; Otherwise Enter 0			69 Provision for Overdue Reinsurance Ceded to Certified Reinsurers (Greater of [Col. 62 + Col. 65] or Col.68; not to Exceed Col. 63)
		54	55	56	57	58	59	60	61	62	63	64	65	66	67	68		
		Certified Reinsurer Rating (1 through 6)	Effective Date of Certified Reinsurer Rating	Percent Collateral Required for Full Credit (0% through 100%)	Catastrophe Recoverables Qualifying for Collateral Deferral	Net Recoverables Subject to Collateral Requirements for Full Credit (Col. 19 - Col. 57)	Dollar Amount of Collateral Required (Col. 56 * Col. 58)	Percent of Collateral Provided for Net Recoverables Subject to Collateral Requirements ([Col. 20 + Col. 22 + Col. 24] / Col. 58)	Percent Credit Allowed on Net Recoverables Subject to Collateral Requirements (Col. 60 / Col. 56, not to exceed 100%)	20% of Recoverable on Paid Losses & LAE Over 90 Days Past Due Amounts in Dispute (Col. 45 * 20%)	Amount of Credit Allowed for Net Recoverables (Col. 57 + [Col. 58 * Col. 61])	Provision for Reinsurance with Certified Reinsurers Due to Collateral Deficiency (Col. 19 - Col. 63)	20% of Recoverable on Paid Losses & LAE Over 90 Days Past Due Amounts Not in Dispute (Col. 47 * 20%)	Total Collateral Provided (Col. 20 + Col. 22 + Col. 24, not to Exceed Col. 63)	Net Unsecured Recoverable for Which Credit is Allowed (Col. 63 - Col. 66)	20% of Amount in Col. 67		
13-2997499	SiriusPoint America Insurance Company	XXX	XXX	XXX	XXX	XXX	XXX	XXX	XXX	XXX	XXX	XXX	XXX	XXX	XXX	XXX	XXX	
13-1675535	Swiss Reinsurance America Corporation	XXX	XXX	XXX	XXX	XXX	XXX	XXX	XXX	XXX	XXX	XXX	XXX	XXX	XXX	XXX	XXX	
31-0542366	The Cincinnati Insurance Company	XXX	XXX	XXX	XXX	XXX	XXX	XXX	XXX	XXX	XXX	XXX	XXX	XXX	XXX	XXX	XXX	
13-2918573	TOA Reinsurance Company of America	XXX	XXX	XXX	XXX	XXX	XXX	XXX	XXX	XXX	XXX	XXX	XXX	XXX	XXX	XXX	XXX	
13-5616275	Transatlantic Reinsurance Company	XXX	XXX	XXX	XXX	XXX	XXX	XXX	XXX	XXX	XXX	XXX	XXX	XXX	XXX	XXX	XXX	
42-0644327	United Fire and Casualty Co.	XXX	XXX	XXX	XXX	XXX	XXX	XXX	XXX	XXX	XXX	XXX	XXX	XXX	XXX	XXX	XXX	
85-0165753	Wesco Insurance Company	XXX	XXX	XXX	XXX	XXX	XXX	XXX	XXX	XXX	XXX	XXX	XXX	XXX	XXX	XXX	XXX	
13-3088732	WFC National Insurance Co.	XXX	XXX	XXX	XXX	XXX	XXX	XXX	XXX	XXX	XXX	XXX	XXX	XXX	XXX	XXX	XXX	
13-1290712	XL Reinsurance America Inc.	XXX	XXX	XXX	XXX	XXX	XXX	XXX	XXX	XXX	XXX	XXX	XXX	XXX	XXX	XXX	XXX	
0999999	Total authorized - other U.S. unaffiliated insurers			XXX	XXX	XXX	XXX	XXX	XXX	XXX	XXX	XXX	XXX	XXX	XXX	XXX	XXX	
AA-9991500	Illinois Mine Subsidence Ins	XXX	XXX	XXX	XXX	XXX	XXX	XXX	XXX	XXX	XXX	XXX	XXX	XXX	XXX	XXX	XXX	
AA-9991159	Michigan Catastrophic Claims Association	XXX	XXX	XXX	XXX	XXX	XXX	XXX	XXX	XXX	XXX	XXX	XXX	XXX	XXX	XXX	XXX	
AA-9991423	Minnesota Workers Compensation	XXX	XXX	XXX	XXX	XXX	XXX	XXX	XXX	XXX	XXX	XXX	XXX	XXX	XXX	XXX	XXX	
1099999	Total authorized - pools - mandatory pools			XXX	XXX	XXX	XXX	XXX	XXX	XXX	XXX	XXX	XXX	XXX	XXX	XXX	XXX	
AA-1120337	Aspen Insurance UK Ltd	XXX	XXX	XXX	XXX	XXX	XXX	XXX	XXX	XXX	XXX	XXX	XXX	XXX	XXX	XXX	XXX	
AA-3194130	Endurance Specialty Insurance Ltd	XXX	XXX	XXX	XXX	XXX	XXX	XXX	XXX	XXX	XXX	XXX	XXX	XXX	XXX	XXX	XXX	
AA-1340125	Hannover Rückversicherung AG	XXX	XXX	XXX	XXX	XXX	XXX	XXX	XXX	XXX	XXX	XXX	XXX	XXX	XXX	XXX	XXX	
AA-1126033	Lloyd's of London Syndicate #0033	XXX	XXX	XXX	XXX	XXX	XXX	XXX	XXX	XXX	XXX	XXX	XXX	XXX	XXX	XXX	XXX	
AA-1126382	Lloyd's of London Syndicate #0382	XXX	XXX	XXX	XXX	XXX	XXX	XXX	XXX	XXX	XXX	XXX	XXX	XXX	XXX	XXX	XXX	
AA-1126510	Lloyd's of London Syndicate #0510	XXX	XXX	XXX	XXX	XXX	XXX	XXX	XXX	XXX	XXX	XXX	XXX	XXX	XXX	XXX	XXX	
AA-1126566	Lloyd's of London Syndicate #0566	XXX	XXX	XXX	XXX	XXX	XXX	XXX	XXX	XXX	XXX	XXX	XXX	XXX	XXX	XXX	XXX	
AA-1126609	Lloyd's of London Syndicate #0609	XXX	XXX	XXX	XXX	XXX	XXX	XXX	XXX	XXX	XXX	XXX	XXX	XXX	XXX	XXX	XXX	
AA-1126623	Lloyd's of London Syndicate #0623	XXX	XXX	XXX	XXX	XXX	XXX	XXX	XXX	XXX	XXX	XXX	XXX	XXX	XXX	XXX	XXX	
AA-1126727	Lloyd's of London Syndicate #0727	XXX	XXX	XXX	XXX	XXX	XXX	XXX	XXX	XXX	XXX	XXX	XXX	XXX	XXX	XXX	XXX	
AA-1127036	Lloyd's of London Syndicate #1036	XXX	XXX	XXX	XXX	XXX	XXX	XXX	XXX	XXX	XXX	XXX	XXX	XXX	XXX	XXX	XXX	
AA-1127084	Lloyd's of London Syndicate #1084	XXX	XXX	XXX	XXX	XXX	XXX	XXX	XXX	XXX	XXX	XXX	XXX	XXX	XXX	XXX	XXX	
AA-1127200	Lloyd's of London Syndicate #1200	XXX	XXX	XXX	XXX	XXX	XXX	XXX	XXX	XXX	XXX	XXX	XXX	XXX	XXX	XXX	XXX	
AA-1120085	Lloyd's of London Syndicate #1274	XXX	XXX	XXX	XXX	XXX	XXX	XXX	XXX	XXX	XXX	XXX	XXX	XXX	XXX	XXX	XXX	
AA-1127414	Lloyd's of London Syndicate #1414	XXX	XXX	XXX	XXX	XXX	XXX	XXX	XXX	XXX	XXX	XXX	XXX	XXX	XXX	XXX	XXX	
AA-1120102	Lloyd's of London Syndicate #1458	XXX	XXX	XXX	XXX	XXX	XXX	XXX	XXX	XXX	XXX	XXX	XXX	XXX	XXX	XXX	XXX	
AA-1120198	Lloyd's of London Syndicate #1618	XXX	XXX	XXX	XXX	XXX	XXX	XXX	XXX	XXX	XXX	XXX	XXX	XXX	XXX	XXX	XXX	
AA-1120156	Lloyd's of London Syndicate #1686	XXX	XXX	XXX	XXX	XXX	XXX	XXX	XXX	XXX	XXX	XXX	XXX	XXX	XXX	XXX	XXX	
AA-1120096	Lloyd's of London Syndicate #1880	XXX	XXX	XXX	XXX	XXX	XXX	XXX	XXX	XXX	XXX	XXX	XXX	XXX	XXX	XXX	XXX	
AA-1120106	Lloyd's of London Syndicate #1969	XXX	XXX	XXX	XXX	XXX	XXX	XXX	XXX	XXX	XXX	XXX	XXX	XXX	XXX	XXX	XXX	
AA-1128001	Lloyd's of London Syndicate #2001	XXX	XXX	XXX	XXX	XXX	XXX	XXX	XXX	XXX	XXX	XXX	XXX	XXX	XXX	XXX	XXX	
AA-1120071	Lloyd's of London Syndicate #2007	XXX	XXX	XXX	XXX	XXX	XXX	XXX	XXX	XXX	XXX	XXX	XXX	XXX	XXX	XXX	XXX	
AA-1128010	Lloyd's of London Syndicate #2010	XXX	XXX	XXX	XXX	XXX	XXX	XXX	XXX	XXX	XXX	XXX	XXX	XXX	XXX	XXX	XXX	
AA-1128121	Lloyd's of London Syndicate #2121	XXX	XXX	XXX	XXX	XXX	XXX	XXX	XXX	XXX	XXX	XXX	XXX	XXX	XXX	XXX	XXX	
AA-1128623	Lloyd's of London Syndicate #2623	XXX	XXX	XXX	XXX	XXX	XXX	XXX	XXX	XXX	XXX	XXX	XXX	XXX	XXX	XXX	XXX	
AA-1128987	Lloyd's of London Syndicate #2987	XXX	XXX	XXX	XXX	XXX	XXX	XXX	XXX	XXX	XXX	XXX	XXX	XXX	XXX	XXX	XXX	
AA-1129000	Lloyd's of London Syndicate #3000	XXX	XXX	XXX	XXX	XXX	XXX	XXX	XXX	XXX	XXX	XXX	XXX	XXX	XXX	XXX	XXX	
AA-1120082	Lloyd's of London Syndicate #3010	XXX	XXX	XXX	XXX	XXX	XXX	XXX	XXX	XXX	XXX	XXX	XXX	XXX	XXX	XXX	XXX	

ANNUAL STATEMENT FOR THE YEAR 2025 OF THE VANLINER INSURANCE COMPANY

**SCHEDULE F - PART 3 (Continued)**

Ceded Reinsurance as of December 31, Current Year (\$000 Omitted)  
(Provision for Reinsurance for Certified Reinsurers)

ID Number From Col. 1	Name of Reinsurer From Col. 3	Provision for Certified Reinsurance													Complete if Col. 52 = "No"; Otherwise Enter 0			69 Provision for Overdue Reinsurance Ceded to Certified Reinsurers (Greater of [Col. 62 + Col. 65] or Col.68; not to Exceed Col. 63)
		54	55	56	57	58	59	60	61	62	63	64	65	66	67	68		
		Certified Reinsurer Rating (1 through 6)	Effective Date of Certified Reinsurer Rating	Percent Collateral Required for Full Credit (0% through 100%)	Catastrophe Recoverables Qualifying for Collateral Deferral	Net Recoverables Subject to Collateral Requirements for Full Credit (Col. 19 - Col. 57)	Dollar Amount of Collateral Required (Col. 56 * Col. 58)	Percent of Collateral Provided for Net Recoverables Subject to Collateral Requirements ([Col. 20 + Col. 21 + Col. 22 + Col. 24] / Col. 58)	Percent Credit Allowed on Net Recoverables Subject to Collateral Requirements (Col. 60 / Col. 56, not to exceed 100%)	20% of Recoverable on Paid Losses & LAE Over 90 Days Past Due Amounts in Dispute (Col. 45 * 20%)	Amount of Credit Allowed for Net Recoverables (Col. 57 + [Col. 58 * Col. 61])	Provision for Reinsurance with Certified Reinsurers Due to Collateral Deficiency (Col. 19 - Col. 63)	20% of Recoverable on Paid Losses & LAE Over 90 Days Past Due Amounts Not in Dispute (Col. 47 * 20%)	Total Collateral Provided (Col. 20 + Col. 21 + Col. 24, not to Exceed Col. 63)	Net Unsecured Recoverable for Which Credit is Allowed (Col. 63 - Col. 66)	20% of Amount in Col. 67		
AA-1129210	Lloyd's of London Syndicate #3210	XXX	XXX	XXX	XXX	XXX	XXX	XXX	XXX	XXX	XXX	XXX	XXX	XXX	XXX	XXX	XXX	XXX
AA-1126005	Lloyd's of London Syndicate #4000	XXX	XXX	XXX	XXX	XXX	XXX	XXX	XXX	XXX	XXX	XXX	XXX	XXX	XXX	XXX	XXX	XXX
AA-1126004	Lloyd's of London Syndicate #4444	XXX	XXX	XXX	XXX	XXX	XXX	XXX	XXX	XXX	XXX	XXX	XXX	XXX	XXX	XXX	XXX	XXX
AA-1126006	Lloyd's of London Syndicate #4472	XXX	XXX	XXX	XXX	XXX	XXX	XXX	XXX	XXX	XXX	XXX	XXX	XXX	XXX	XXX	XXX	XXX
AA-1120090	Lloyd's of London Syndicate #4711	XXX	XXX	XXX	XXX	XXX	XXX	XXX	XXX	XXX	XXX	XXX	XXX	XXX	XXX	XXX	XXX	XXX
AA-3190829	Markel Bermuda Ltd	XXX	XXX	XXX	XXX	XXX	XXX	XXX	XXX	XXX	XXX	XXX	XXX	XXX	XXX	XXX	XXX	XXX
AA-1121270	River Thames Insurance Company Limited	XXX	XXX	XXX	XXX	XXX	XXX	XXX	XXX	XXX	XXX	XXX	XXX	XXX	XXX	XXX	XXX	XXX
1299999	Total authorized - other non-U.S. insurers			XXX	XXX	XXX	XXX	XXX	XXX	XXX	XXX	XXX	XXX	XXX	XXX	XXX	XXX	XXX
1499999	Total authorized excluding Protected Cells (Sum of 0899999, 0999999, 1099999, 1199999 and 1299999)			XXX	XXX	XXX	XXX	XXX	XXX	XXX	XXX	XXX	XXX	XXX	XXX	XXX	XXX	XXX
1899999	Total unauthorized - affiliates - U.S. non-pool			XXX	XXX	XXX	XXX	XXX	XXX	XXX	XXX	XXX	XXX	XXX	XXX	XXX	XXX	XXX
AA-3770227	Hudson Indemnity Ltd	XXX	XXX	XXX	XXX	XXX	XXX	XXX	XXX	XXX	XXX	XXX	XXX	XXX	XXX	XXX	XXX	XXX
2099999	Total unauthorized - affiliates - other (non-U.S.) - other			XXX	XXX	XXX	XXX	XXX	XXX	XXX	XXX	XXX	XXX	XXX	XXX	XXX	XXX	XXX
2199999	Total unauthorized - affiliates - other (non-U.S.)			XXX	XXX	XXX	XXX	XXX	XXX	XXX	XXX	XXX	XXX	XXX	XXX	XXX	XXX	XXX
2299999	Total unauthorized - affiliates			XXX	XXX	XXX	XXX	XXX	XXX	XXX	XXX	XXX	XXX	XXX	XXX	XXX	XXX	XXX
AA-3770362	ALC Insurance Group Ltd	XXX	XXX	XXX	XXX	XXX	XXX	XXX	XXX	XXX	XXX	XXX	XXX	XXX	XXX	XXX	XXX	XXX
AA-1784130	AXIS Specialty Europe SE	XXX	XXX	XXX	XXX	XXX	XXX	XXX	XXX	XXX	XXX	XXX	XXX	XXX	XXX	XXX	XXX	XXX
AA-1120191	Convex Insurance UK Limited	XXX	XXX	XXX	XXX	XXX	XXX	XXX	XXX	XXX	XXX	XXX	XXX	XXX	XXX	XXX	XXX	XXX
AA-3770505	Gibraltar	XXX	XXX	XXX	XXX	XXX	XXX	XXX	XXX	XXX	XXX	XXX	XXX	XXX	XXX	XXX	XXX	XXX
AA-3191190	Hamilton Re Ltd.	XXX	XXX	XXX	XXX	XXX	XXX	XXX	XXX	XXX	XXX	XXX	XXX	XXX	XXX	XXX	XXX	XXX
AA-3190958	Fleming International Reinsurance LTD.	XXX	XXX	XXX	XXX	XXX	XXX	XXX	XXX	XXX	XXX	XXX	XXX	XXX	XXX	XXX	XXX	XXX
AA-1370048	Liberty Mutual Insurance Europe SE	XXX	XXX	XXX	XXX	XXX	XXX	XXX	XXX	XXX	XXX	XXX	XXX	XXX	XXX	XXX	XXX	XXX
98-1863862	Maverick Insurance, Ltd.	XXX	XXX	XXX	XXX	XXX	XXX	XXX	XXX	XXX	XXX	XXX	XXX	XXX	XXX	XXX	XXX	XXX
AA-1460019	MS Amlin AG	XXX	XXX	XXX	XXX	XXX	XXX	XXX	XXX	XXX	XXX	XXX	XXX	XXX	XXX	XXX	XXX	XXX
00-0000000	Norse Insurance, Ltd.	XXX	XXX	XXX	XXX	XXX	XXX	XXX	XXX	XXX	XXX	XXX	XXX	XXX	XXX	XXX	XXX	XXX
AA-1460023	RenaissanceRe Europe AG	XXX	XXX	XXX	XXX	XXX	XXX	XXX	XXX	XXX	XXX	XXX	XXX	XXX	XXX	XXX	XXX	XXX
AA-1121366	Sphere Drake Insurance Ltd	XXX	XXX	XXX	XXX	XXX	XXX	XXX	XXX	XXX	XXX	XXX	XXX	XXX	XXX	XXX	XXX	XXX
AA-3770159	TRAX Insurance Ltd	XXX	XXX	XXX	XXX	XXX	XXX	XXX	XXX	XXX	XXX	XXX	XXX	XXX	XXX	XXX	XXX	XXX
AA-3770000	Wheels Insurance Ltd	XXX	XXX	XXX	XXX	XXX	XXX	XXX	XXX	XXX	XXX	XXX	XXX	XXX	XXX	XXX	XXX	XXX
2699999	Total unauthorized - other non-U.S. insurers			XXX	XXX	XXX	XXX	XXX	XXX	XXX	XXX	XXX	XXX	XXX	XXX	XXX	XXX	XXX
2899999	Total unauthorized excluding Protected Cells (Sum of 2299999, 2399999, 2499999, 2599999 and 2699999)			XXX	XXX	XXX	XXX	XXX	XXX	XXX	XXX	XXX	XXX	XXX	XXX	XXX	XXX	XXX
3299999	Total certified - affiliates - U.S. non-pool			XXX	0	0	0	0	XXX	XXX	0	0	0	0	0	0	0	0
3599999	Total certified - affiliates - other (non-U.S.)			XXX	0	0	0	0	XXX	XXX	0	0	0	0	0	0	0	0
3699999	Total certified - affiliates			XXX	0	0	0	0	XXX	XXX	0	0	0	0	0	0	0	0
CR-1120175	Fidelis Underwriting Ltd.	4	.01/10/2022	50.0	0	70	35	107.1	100.0	0	70	0	0	0	0	0	0	0
CR-1460023	RenaissanceRe Europe AG	3	.01/01/2016	20.0	0	6	1	150.0	100.0	0	6	0	0	0	0	0	0	0
4099999	Total certified - other non-U.S. insurers			XXX	0	76	36	XXX	XXX	0	76	0	0	0	0	0	0	0
4299999	Total certified excluding Protected Cells (Sum of 3699999, 3799999, 3899999, 3999999 and 4099999)			XXX	0	76	36	XXX	XXX	0	76	0	0	0	0	0	0	0
4699999	Total reciprocal jurisdiction - affiliates - U.S. non-pool			XXX	XXX	XXX	XXX	XXX	XXX	XXX	XXX	XXX	XXX	XXX	XXX	XXX	XXX	XXX

ANNUAL STATEMENT FOR THE YEAR 2025 OF THE VANLINER INSURANCE COMPANY

**SCHEDULE F - PART 3 (Continued)**

Ceded Reinsurance as of December 31, Current Year (\$000 Omitted)  
(Provision for Reinsurance for Certified Reinsurers)

ID Number From Col. 1	Name of Reinsurer From Col. 3	Provision for Certified Reinsurance													Complete if Col. 52 = "No"; Otherwise Enter 0			69 Provision for Overdue Reinsurance Ceded to Certified Reinsurers (Greater of [Col. 62 + Col. 65] or Col.68; not to Exceed Col. 63)
		54	55	56	57	58	59	60	61	62	63	64	65	66	67	68		
		Certified Reinsurer Rating (1 through 6)	Effective Date of Certified Reinsurer Rating	Percent Collateral Required for Full Credit (0% through 100%)	Catastrophe Recoverables Qualifying for Collateral Deferral	Net Recoverables Subject to Collateral Requirements for Full Credit (Col. 19 - Col. 57)	Dollar Amount of Collateral Required (Col. 56 * Col. 58)	Percent of Collateral Provided for Net Recoverables Subject to Collateral Requirements ([Col. 20 + Col. 21 + Col. 22 + Col. 24] / Col. 58)	Percent Credit Allowed on Net Recoverables Subject to Collateral Requirements (Col. 60 / Col. 56, not to exceed 100%)	20% of Recoverable on Paid Losses & LAE Over 90 Days Past Due Amounts in Dispute (Col. 45 * 20%)	Amount of Credit Allowed for Net Recoverables (Col. 57 + [Col. 58 * Col. 61])	Provision for Reinsurance with Certified Reinsurers Due to Collateral Deficiency (Col. 19 - Col. 63)	20% of Recoverable on Paid Losses & LAE Over 90 Days Past Due Amounts Not in Dispute (Col. 47 * 20%)	Total Collateral Provided (Col. 20 + Col. 21 + Col. 22 + Col. 24, not to Exceed Col. 63)	Net Unsecured Recoverable for Which Credit is Allowed (Col. 63 - Col. 66)	20% of Amount in Col. 67		
4999999. Total reciprocal jurisdiction - affiliates - other (non-U.S.)			XXX	XXX	XXX	XXX	XXX	XXX	XXX	XXX	XXX	XXX	XXX	XXX	XXX	XXX	XXX	
5099999. Total reciprocal jurisdiction - affiliates			XXX	XXX	XXX	XXX	XXX	XXX	XXX	XXX	XXX	XXX	XXX	XXX	XXX	XXX	XXX	
RJ-1120191	Convex Insurance UK Limited	XXX	XXX	XXX	XXX	XXX	XXX	XXX	XXX	XXX	XXX	XXX	XXX	XXX	XXX	XXX	XXX	
RJ-3191190	Hamilton Re Ltd.	XXX	XXX	XXX	XXX	XXX	XXX	XXX	XXX	XXX	XXX	XXX	XXX	XXX	XXX	XXX	XXX	
RJ-1460019	MS Amlin AG	XXX	XXX	XXX	XXX	XXX	XXX	XXX	XXX	XXX	XXX	XXX	XXX	XXX	XXX	XXX	XXX	
5499999. Total reciprocal jurisdiction - other non-U.S. insurers			XXX	XXX	XXX	XXX	XXX	XXX	XXX	XXX	XXX	XXX	XXX	XXX	XXX	XXX	XXX	
5699999. Total reciprocal jurisdiction excluding Protected Cells (Sum of 5099999, 5199999, 5299999, 5399999 and 5499999)			XXX	XXX	XXX	XXX	XXX	XXX	XXX	XXX	XXX	XXX	XXX	XXX	XXX	XXX	XXX	
5799999. Total authorized, unauthorized, reciprocal jurisdiction and certified excluding Protected Cells (Sum of 1499999, 2899999, 4299999 and 5699999)			XXX	0	76	36	XXX	XXX	0	76	0	0	0	0	0	0	0	
5899999. Total Protected Cells (Sum of 1399999, 2799999, 4199999 and 5599999)			XXX	0	0	0	XXX	XXX	0	0	0	0	0	0	0	0	0	
9999999 Totals			XXX	0	76	36	XXX	XXX	0	76	0	0	0	0	0	0	0	

ANNUAL STATEMENT FOR THE YEAR 2025 OF THE VANLINER INSURANCE COMPANY

**SCHEDULE F - PART 3 (Continued)**

Ceded Reinsurance as of December 31, Current Year (\$000 Omitted)  
(Total Provision for Reinsurance)

ID Number From Col. 1	Name of Reinsurer From Col. 3	70 20% of Recoverable on Paid Losses & LAE Over 90 Days past Due Amounts Not in Dispute (Col. 47 * 20%)	Provision for Unauthorized Reinsurance		Provision for Overdue Authorized and Reciprocal Jurisdiction Reinsurance		Total Provision for Reinsurance				
			71 Provision for Reinsurance with Unauthorized Reinsurers Due to Collateral Deficiency (Col. 26)	72 Provision for Overdue Reinsurance from Unauthorized Reinsurers and Amounts in Dispute (Col. 70 + 20% of the Amount in Col. 16)	73 Complete if Col. 52 = "Yes"; Otherwise Enter 0  20% of Recoverable on Paid Losses & LAE Over 90 Days Past Due Amounts Not in Dispute + 20% of Amounts in Dispute ([Col. 47 * 20%] + [Col. 45 * 20%])	74 Complete if Col. 52 = "No"; Otherwise Enter 0  Greater of 20% of Net Recoverable Net of Funds Held & Collateral, or 20% of Recoverable on Paid Losses & LAE Over 90 Days Past Due (Greater of Col. 26 * 20% or Cols. [40 + 41] * 20%)	75 Provision for Amounts Ceded to Authorized and Reciprocal Jurisdiction Reinsurers (Cols. 73 + 74)	76 Provision for Amounts Ceded to Unauthorized Reinsurers (Cols. 71 + 72 Not in Excess of Col. 15)	77 Provision for Amounts Ceded to Certified Reinsurers (Cols. 64 + 69)	78 Total Provision for Reinsurance (Cols. 75 + 76 + 77)	
34-1607395	National Interstate Insurance Company	0	XXX	XXX	0	0	0	0	XXX	XXX	0
0199999	Total authorized - affiliates - U.S. intercompany pooling	0	XXX	XXX	0	0	0	0	XXX	XXX	0
31-0501234	Great American Insurance Company	0	XXX	XXX	0	0	0	0	XXX	XXX	0
0399999	Total authorized - affiliates - U.S. non-pool - other	0	XXX	XXX	0	0	0	0	XXX	XXX	0
0499999	Total authorized - affiliates - U.S. non-pool	0	XXX	XXX	0	0	0	0	XXX	XXX	0
0799999	Total authorized - affiliates - other (non-U.S.)	0	XXX	XXX	0	0	0	0	XXX	XXX	0
0899999	Total authorized - affiliates	0	XXX	XXX	0	0	0	0	XXX	XXX	0
38-3207001	Accident Fund Insurance Company of America	0	XXX	XXX	0	0	0	0	XXX	XXX	0
06-1182357	Allied World Insurance Company	0	XXX	XXX	0	0	0	0	XXX	XXX	0
06-1430254	Arch Reinsurance Company	0	XXX	XXX	0	0	0	0	XXX	XXX	0
36-3155373	Ashmere Insurance Company	0	XXX	XXX	0	0	0	0	XXX	XXX	0
75-2344200	Aspen American Insurance Co	0	XXX	XXX	0	0	0	0	XXX	XXX	0
51-0434766	Axis Reinsurance Company	0	XXX	XXX	0	0	0	0	XXX	XXX	0
47-0574325	Berkley Insurance Company	0	XXX	XXX	0	0	0	0	XXX	XXX	0
43-1432586	Berkley Regional Insurance Company	0	XXX	XXX	0	0	0	0	XXX	XXX	0
39-0712210	Church Mutual Insurance Company, Stock Insurer	0	XXX	XXX	0	0	0	0	XXX	XXX	0
38-2145898	Dorinco Reinsurance Company	0	XXX	XXX	0	0	0	0	XXX	XXX	0
42-0234980	Employers Mutual Casualty Company	0	XXX	XXX	0	0	0	0	XXX	XXX	0
35-2293075	Endurance Assurance Corporation	0	XXX	XXX	0	0	0	0	XXX	XXX	0
22-2005057	Everest Reinsurance Company	0	XXX	XXX	0	0	0	0	XXX	XXX	0
43-1898350	Lismore Insurance Company	0	XXX	XXX	0	0	0	0	XXX	XXX	0
13-2673100	General Reinsurance Corporation	0	XXX	XXX	0	0	0	0	XXX	XXX	0
23-2745904	Greystone Insurance Company	0	XXX	XXX	0	0	0	0	XXX	XXX	0
06-0383750	Hartford Fire Insurance Company	0	XXX	XXX	0	0	0	0	XXX	XXX	0
06-0384680	Hartford Steam Boiler	0	XXX	XXX	0	0	0	0	XXX	XXX	0
95-2769232	Insurance Company of the West	0	XXX	XXX	0	0	0	0	XXX	XXX	0
04-1543470	Liberty Mutual Insurance Co.	0	XXX	XXX	0	0	0	0	XXX	XXX	0
06-1481194	Markel Global Reinsurance Company	0	XXX	XXX	0	0	0	0	XXX	XXX	0
36-3101262	Markel Insurance Company	0	XXX	XXX	0	0	0	0	XXX	XXX	0
31-1169435	Midwest Employers Casualty Company	0	XXX	XXX	0	0	0	0	XXX	XXX	0
13-4924125	Munich Reinsurance America Inc.	0	XXX	XXX	0	0	0	0	XXX	XXX	0
47-0355979	National Indemnity Company	0	XXX	XXX	0	0	0	0	XXX	XXX	0
36-2403971	National Liability & Fire Insurance Company	0	XXX	XXX	0	0	0	0	XXX	XXX	0
31-4177100	Nationwide Mutual Insurance Company	0	XXX	XXX	0	0	0	0	XXX	XXX	0
13-3138390	Navigators Insurance Company	0	XXX	XXX	0	0	0	0	XXX	XXX	0
47-0698507	Odyssey Reinsurance Company	0	XXX	XXX	0	0	0	0	XXX	XXX	0
13-3031176	Partner Reinsurance Company of the US	0	XXX	XXX	0	0	0	0	XXX	XXX	0
36-3030511	Praetorian Ins Co	0	XXX	XXX	0	0	0	0	XXX	XXX	0
23-1641984	QBE Reinsurance Corporation	0	XXX	XXX	0	0	0	0	XXX	XXX	0
52-1952955	Renaissance Reinsurance U.S. Inc.	0	XXX	XXX	0	0	0	0	XXX	XXX	0

ANNUAL STATEMENT FOR THE YEAR 2025 OF THE VANLINER INSURANCE COMPANY

**SCHEDULE F - PART 3 (Continued)**

Ceded Reinsurance as of December 31, Current Year (\$000 Omitted)  
(Total Provision for Reinsurance)

ID Number From Col. 1	Name of Reinsurer From Col. 3	70 20% of Recoverable on Paid Losses & LAE Over 90 Days past Due Amounts Not in Dispute (Col. 47 * 20%)	Provision for Unauthorized Reinsurance		Provision for Overdue Authorized and Reciprocal Jurisdiction Reinsurance		Total Provision for Reinsurance				
			71	72	73	74	75	76	77	78	
			Provision for Reinsurance with Unauthorized Reinsurers Due to Collateral Deficiency (Col. 26)	Provision for Overdue Reinsurance from Unauthorized Reinsurers and Amounts in Dispute (Col. 70 + 20% of the Amount in Col. 16)	Complete if Col. 52 = "Yes"; Otherwise Enter 0	Complete if Col. 52 = "No"; Otherwise Enter 0	Provision for Amounts Ceded to Authorized and Reciprocal Jurisdiction Reinsurers (Cols. 73 + 74)	Provision for Amounts Ceded to Unauthorized Reinsurers (Cols. 71 + 72 Not in Excess of Col. 15)	Provision for Amounts Ceded to Certified Reinsurers (Cols. 64 + 69)	Total Provision for Reinsurance (Cols. 75 + 76 + 77)	
43-0727872 ..	Safety National Casualty Corporation .....	0	XXX	XXX	0	0	0	0	XXX	XXX	0
13-2997499 ..	SiriusPoint America Insurance Company .....	0	XXX	XXX	0	0	0	0	XXX	XXX	0
13-1675535 ..	Swiss Reinsurance America Corporation .....	0	XXX	XXX	0	0	0	0	XXX	XXX	0
31-0542366 ..	The Cincinnati Insurance Company .....	0	XXX	XXX	0	0	0	0	XXX	XXX	0
13-2918573 ..	TOA Reinsurance Company of America .....	0	XXX	XXX	0	0	0	0	XXX	XXX	0
13-5616275 ..	Transatlantic Reinsurance Company .....	0	XXX	XXX	0	0	0	0	XXX	XXX	0
42-0644327 ..	United Fire and Casualty Co. ....	0	XXX	XXX	0	0	0	0	XXX	XXX	0
85-0165753 ..	Wesco Insurance Company .....	0	XXX	XXX	0	0	0	0	XXX	XXX	0
13-3088732 ..	WFC National Insurance Co. ....	0	XXX	XXX	0	0	0	0	XXX	XXX	0
13-1290712 ..	XL Reinsurance America Inc. ....	0	XXX	XXX	0	0	0	0	XXX	XXX	0
0999999	Total authorized - other U.S. unaffiliated insurers	0	XXX	XXX	0	0	0	0	XXX	XXX	0
AA-9991500 ..	Illinois Mine Subsidence Ins .....	0	XXX	XXX	0	0	0	0	XXX	XXX	0
AA-9991159 ..	Michigan Catastrophic Claims Association .....	0	XXX	XXX	0	0	0	0	XXX	XXX	0
AA-9991423 ..	Minnesota Workers Compensation .....	0	XXX	XXX	0	0	0	0	XXX	XXX	0
1099999	Total authorized - pools - mandatory pools	0	XXX	XXX	0	0	0	0	XXX	XXX	0
AA-1120337 ..	Aspen Insurance UK Ltd .....	0	XXX	XXX	0	0	0	0	XXX	XXX	0
AA-3194130 ..	Endurance Specialty Insurance Ltd .....	0	XXX	XXX	0	0	0	0	XXX	XXX	0
AA-1340125 ..	Hannover Rückversicherung AG .....	0	XXX	XXX	0	0	0	0	XXX	XXX	0
AA-1126033 ..	Lloyd's of London Syndicate #0033 .....	0	XXX	XXX	0	0	0	0	XXX	XXX	0
AA-1126382 ..	Lloyd's of London Syndicate #0382 .....	0	XXX	XXX	0	0	0	0	XXX	XXX	0
AA-1126510 ..	Lloyd's of London Syndicate #0510 .....	0	XXX	XXX	0	0	0	0	XXX	XXX	0
AA-1126566 ..	Lloyd's of London Syndicate #0566 .....	0	XXX	XXX	0	0	0	0	XXX	XXX	0
AA-1126609 ..	Lloyd's of London Syndicate #0609 .....	0	XXX	XXX	0	0	0	0	XXX	XXX	0
AA-1126623 ..	Lloyd's of London Syndicate #0623 .....	0	XXX	XXX	0	0	0	0	XXX	XXX	0
AA-1126727 ..	Lloyd's of London Syndicate #0727 .....	0	XXX	XXX	0	0	0	0	XXX	XXX	0
AA-1127036 ..	Lloyd's of London Syndicate #1036 .....	0	XXX	XXX	0	0	0	0	XXX	XXX	0
AA-1127084 ..	Lloyd's of London Syndicate #1084 .....	0	XXX	XXX	0	0	0	0	XXX	XXX	0
AA-1127200 ..	Lloyd's of London Syndicate #1200 .....	0	XXX	XXX	0	0	0	0	XXX	XXX	0
AA-1120085 ..	Lloyd's of London Syndicate #1274 .....	0	XXX	XXX	0	0	0	0	XXX	XXX	0
AA-1127414 ..	Lloyd's of London Syndicate #1414 .....	0	XXX	XXX	0	0	0	0	XXX	XXX	0
AA-1120102 ..	Lloyd's of London Syndicate #1458 .....	0	XXX	XXX	0	0	0	0	XXX	XXX	0
AA-1120198 ..	Lloyd's of London Syndicate #1618 .....	0	XXX	XXX	0	0	0	0	XXX	XXX	0
AA-1120156 ..	Lloyd's of London Syndicate #1686 .....	0	XXX	XXX	0	0	0	0	XXX	XXX	0
AA-1120096 ..	Lloyd's of London Syndicate #1880 .....	0	XXX	XXX	0	0	0	0	XXX	XXX	0
AA-1120106 ..	Lloyd's of London Syndicate #1969 .....	0	XXX	XXX	0	0	0	0	XXX	XXX	0
AA-1128001 ..	Lloyd's of London Syndicate #2001 .....	0	XXX	XXX	0	0	0	0	XXX	XXX	0
AA-1120071 ..	Lloyd's of London Syndicate #2007 .....	0	XXX	XXX	0	0	0	0	XXX	XXX	0
AA-1128010 ..	Lloyd's of London Syndicate #2010 .....	0	XXX	XXX	0	0	0	0	XXX	XXX	0
AA-1128121 ..	Lloyd's of London Syndicate #2121 .....	0	XXX	XXX	0	0	0	0	XXX	XXX	0
AA-1128623 ..	Lloyd's of London Syndicate #2623 .....	0	XXX	XXX	0	0	0	0	XXX	XXX	0

ANNUAL STATEMENT FOR THE YEAR 2025 OF THE VANLINER INSURANCE COMPANY

**SCHEDULE F - PART 3 (Continued)**

Ceded Reinsurance as of December 31, Current Year (\$000 Omitted)  
(Total Provision for Reinsurance)

ID Number From Col. 1	Name of Reinsurer From Col. 3	70 20% of Recoverable on Paid Losses & LAE Over 90 Days past Due Amounts Not in Dispute (Col. 47 * 20%)	Provision for Unauthorized Reinsurance		Provision for Overdue Authorized and Reciprocal Jurisdiction Reinsurance		Total Provision for Reinsurance			
			71 Provision for Reinsurance with Unauthorized Reinsurers Due to Collateral Deficiency (Col. 26)	72 Provision for Overdue Reinsurance from Unauthorized Reinsurers and Amounts in Dispute (Col. 70 + 20% of the Amount in Col. 16)	73 Complete if Col. 52 = "Yes"; Otherwise Enter 0  20% of Recoverable on Paid Losses & LAE Over 90 Days Past Due Amounts Not in Dispute + 20% of Amounts in Dispute ([Col. 47 * 20%] + [Col. 45 * 20%])	74 Complete if Col. 52 = "No"; Otherwise Enter 0  Greater of 20% of Net Recoverable Net of Funds Held & Collateral, or 20% of Recoverable on Paid Losses & LAE Over 90 Days Past Due (Greater of Col. 26 * 20% or Cols. [40 + 41] * 20%)	75 Provision for Amounts Ceded to Authorized and Reciprocal Reinsurers (Cols. 73 + 74)	76 Provision for Amounts Ceded to Unauthorized Reinsurers (Cols. 71 + 72 Not in Excess of Col. 15)	77 Provision for Amounts Ceded to Certified Reinsurers (Cols. 64 + 69)	78 Total Provision for Reinsurance (Cols. 75 + 76 + 77)
AA-1128987	Lloyd's of London Syndicate #2987	0	XXX	XXX	0	0	0	XXX	XXX	0
AA-1129000	Lloyd's of London Syndicate #3000	0	XXX	XXX	0	0	0	XXX	XXX	0
AA-1120082	Lloyd's of London Syndicate #3010	0	XXX	XXX	0	0	0	XXX	XXX	0
AA-1129210	Lloyd's of London Syndicate #3210	0	XXX	XXX	0	0	0	XXX	XXX	0
AA-1126005	Lloyd's of London Syndicate #4000	0	XXX	XXX	0	0	0	XXX	XXX	0
AA-1126004	Lloyd's of London Syndicate #4444	0	XXX	XXX	0	0	0	XXX	XXX	0
AA-1126006	Lloyd's of London Syndicate #4472	0	XXX	XXX	0	0	0	XXX	XXX	0
AA-1120090	Lloyd's of London Syndicate #4711	0	XXX	XXX	0	0	0	XXX	XXX	0
AA-3190829	Markel Bermuda Ltd	0	XXX	XXX	0	0	0	XXX	XXX	0
AA-1121270	River Thames Insurance Company Limited	0	XXX	XXX	0	0	0	XXX	XXX	0
1299999	Total authorized - other non-U.S. insurers	0	XXX	XXX	0	0	0	XXX	XXX	0
1499999	Total authorized excluding Protected Cells (Sum of 0899999, 0999999, 1099999, 1199999 and 1299999)	0	XXX	XXX	0	0	0	XXX	XXX	0
1899999	Total unauthorized - affiliates - U.S. non-pool	0	0	0	XXX	XXX	XXX	0	XXX	0
AA-3770227	Hudson Indemnity Ltd	0	0	0	XXX	XXX	XXX	0	XXX	0
2099999	Total unauthorized - affiliates - other (non-U.S.) - other	0	0	0	XXX	XXX	XXX	0	XXX	0
2199999	Total unauthorized - affiliates - other (non-U.S.)	0	0	0	XXX	XXX	XXX	0	XXX	0
2299999	Total unauthorized - affiliates	0	0	0	XXX	XXX	XXX	0	XXX	0
AA-3770362	ALC Insurance Group Ltd	0	0	0	XXX	XXX	XXX	0	XXX	0
AA-1784130	AXIS Specialty Europe SE	0	0	0	XXX	XXX	XXX	0	XXX	0
AA-1120191	Convex Insurance UK Limited	0	0	0	XXX	XXX	XXX	0	XXX	0
AA-3770505	Gibraltar	0	137	0	XXX	XXX	XXX	137	XXX	137
AA-3191190	Hamilton Re Ltd.	0	0	0	XXX	XXX	XXX	0	XXX	0
AA-3190958	Fleming International Reinsurance LTD.	0	1	0	XXX	XXX	XXX	1	XXX	1
AA-1370048	Liberty Mutual Insurance Europe SE	0	0	0	XXX	XXX	XXX	0	XXX	0
98-1863862	Maverick Insurance, Ltd.	0	0	0	XXX	XXX	XXX	0	XXX	0
AA-1460019	MS Amlin AG	0	0	0	XXX	XXX	XXX	0	XXX	0
00-0000000	Norse Insurance, Ltd.	0	0	0	XXX	XXX	XXX	0	XXX	0
AA-1460023	RenaissanceRe Europe AG	0	0	0	XXX	XXX	XXX	0	XXX	0
AA-1121366	Sphere Drake Insurance Ltd	0	0	0	XXX	XXX	XXX	0	XXX	0
AA-3770159	TRAX Insurance Ltd	0	0	0	XXX	XXX	XXX	0	XXX	0
AA-3770000	Wheels Insurance Ltd	0	0	0	XXX	XXX	XXX	0	XXX	0
2699999	Total unauthorized - other non-U.S. insurers	0	138	0	XXX	XXX	XXX	138	XXX	138
2899999	Total unauthorized excluding Protected Cells (Sum of 2299999, 2399999, 2499999, 2599999 and 2699999)	0	138	0	XXX	XXX	XXX	138	XXX	138
3299999	Total certified - affiliates - U.S. non-pool	XXX	XXX	XXX	XXX	XXX	XXX	XXX	0	0
3599999	Total certified - affiliates - other (non-U.S.)	XXX	XXX	XXX	XXX	XXX	XXX	XXX	0	0
3699999	Total certified - affiliates	XXX	XXX	XXX	XXX	XXX	XXX	XXX	0	0
CR-1120175	Fidelis Underwriting Ltd.	XXX	XXX	XXX	XXX	XXX	XXX	XXX	0	0
CR-1460023	RenaissanceRe Europe AG	XXX	XXX	XXX	XXX	XXX	XXX	XXX	0	0

ANNUAL STATEMENT FOR THE YEAR 2025 OF THE VANLINER INSURANCE COMPANY

**SCHEDULE F - PART 3 (Continued)**

Ceded Reinsurance as of December 31, Current Year (\$000 Omitted)  
(Total Provision for Reinsurance)

ID Number From Col. 1	Name of Reinsurer From Col. 3	70 20% of Recoverable on Paid Losses & LAE Over 90 Days past Due Amounts Not in Dispute (Col. 47 * 20%)	71 Provision for Unauthorized Reinsurance		72 Provision for Overdue Reinsurance from Unauthorized Reinsurers and Amounts in Dispute (Col. 70 + 20% of the Amount in Col. 16)		73 Provision for Overdue Authorized and Reciprocal Jurisdiction Reinsurance		74 Provision for Overdue Authorized and Reciprocal Jurisdiction Reinsurance		75 Total Provision for Reinsurance			
			71 Provision for Reinsurance with Unauthorized Reinsurers Due to Collateral Deficiency (Col. 26)	72 Provision for Overdue Reinsurance from Unauthorized Reinsurers and Amounts in Dispute (Col. 70 + 20% of the Amount in Col. 16)	73 Complete if Col. 52 = "Yes"; Otherwise Enter 0  20% of Recoverable on Paid Losses & LAE Over 90 Days Past Due Amounts Not in Dispute + 20% of Amounts in Dispute ([Col. 47 * 20%] + [Col. 45 * 20%])	74 Complete if Col. 52 = "No"; Otherwise Enter 0  Greater of 20% of Net Recoverable Net of Funds Held & Collateral, or 20% of Recoverable on Paid Losses & LAE Over 90 Days Past Due (Greater of Col. 26 * 20% or Cols. [40 + 41] * 20%)	75 Provision for Amounts Ceded to Authorized and Reciprocal Jurisdiction Reinsurers (Cols. 73 + 74)	76 Provision for Amounts Ceded to Unauthorized Reinsurers (Cols. 71 + 72 Not in Excess of Col. 15)	77 Provision for Amounts Ceded to Certified Reinsurers (Cols. 64 + 69)	78 Total Provision for Reinsurance (Cols. 75 + 76 + 77)				
4099999. Total certified - other non-U.S. insurers		XXX	XXX	XXX	XXX	XXX	XXX	XXX	XXX	XXX	0	0	0	
4299999. Total certified excluding Protected Cells (Sum of 3699999, 3799999, 3899999, 3999999 and 4099999)		XXX	XXX	XXX	XXX	XXX	XXX	XXX	XXX	XXX	0	0	0	
4699999. Total reciprocal jurisdiction - affiliates - U.S. non-pool		0	XXX	XXX	0	0	0	0	0	XXX	XXX	0	0	
4999999. Total reciprocal jurisdiction - affiliates - other (non-U.S.)		0	XXX	XXX	0	0	0	0	0	XXX	XXX	0	0	
5099999. Total reciprocal jurisdiction - affiliates		0	XXX	XXX	0	0	0	0	0	XXX	XXX	0	0	
RJ-1120191 ... Convex Insurance UK Limited .....		0	XXX	XXX	0	0	0	0	0	XXX	XXX	0	0	
RJ-3191190 ... Hamilton Re Ltd. ....		0	XXX	XXX	0	0	0	0	0	XXX	XXX	0	0	
RJ-1460019 ... MS Amlin AG .....		0	XXX	XXX	0	0	0	0	0	XXX	XXX	0	0	
5499999. Total reciprocal jurisdiction - other non-U.S. insurers		0	XXX	XXX	0	0	0	0	0	XXX	XXX	0	0	
5699999. Total reciprocal jurisdiction excluding Protected Cells (Sum of 5099999, 5199999, 5299999, 5399999 and 5499999)		0	XXX	XXX	0	0	0	0	0	XXX	XXX	0	0	
5799999. Total authorized, unauthorized, reciprocal jurisdiction and certified excluding Protected Cells (Sum of 1499999, 2899999, 4299999 and 5699999)		0		138	0	0	0	0	0		138	0	138	
5899999. Total Protected Cells (Sum of 1399999, 2799999, 4199999 and 5599999)		0	0	0	0	0	0	0	0	0	0	0	0	
9999999 Totals		0		138	0	0	0	0	0		138	0	138	



ANNUAL STATEMENT FOR THE YEAR 2025 OF THE VANLINER INSURANCE COMPANY

**SCHEDULE F - PART 5**

Interrogatories for Schedule F, Part 3 (000 Omitted)

A. Report the five largest provisional commission rates included in the cedant's reinsurance treaties. The commission rate to be reported is by contract with ceded premium in excess of \$50,000:

	1 <u>Name of Reinsurer</u>	2 <u>Commission Rate</u>	3 <u>Ceded Premium</u>
1.	Great American Insurance Company .....	0.265	1,630
2.	Everest Reinsurance Company .....	0.265	2,445
3.	Odyssey Reinsurance Company .....	0.265	1,528
4.	Accident Fund Insurance Company of America .....	0.265	3,237
5.	Munich Reinsurance America Inc. ....	0.260	3,815

B. Report the five largest reinsurance recoverables reported in Schedule F, Part 3, Column 15, due from any one reinsurer (based on the total recoverables, Schedule F, Part 3, Line 9999999, Column 15), the amount of ceded premium, and indicate whether the recoverables are due from an affiliated insurer.

	1 <u>Name of Reinsurer</u>	2 <u>Total Recoverables</u>	3 <u>Ceded Premiums</u>	4 <u>Affiliated</u>
6.	National Interstate Insurance Company .....	353,490	187,249	Yes [ X ] No [ ]
7.	Hudson Indemnity Ltd .....	149,088	52,334	Yes [ X ] No [ ]
8.	Hannover Rückversicherung AG .....	18,243	4,930	Yes [ ] No [ X ]
9.	Safety National Casualty Corporation .....	10,173	491	Yes [ ] No [ X ]
10.	General Reinsurance Corporation .....	9,536	2,986	Yes [ ] No [ X ]

NOTE: Disclosure of the five largest provisional commission rates should exclude mandatory pools and joint underwriting associations.

ANNUAL STATEMENT FOR THE YEAR 2025 OF THE VANLINER INSURANCE COMPANY

**SCHEDULE F - PART 6**

Restatement of Balance Sheet to Identify Net Credit for Reinsurance

	1 As Reported (Net of Ceded)	2 Restatement Adjustments	3 Restated (Gross of Ceded)
<b>ASSETS (Page 2, Col. 3)</b>			
1. Cash and invested assets (Line 12) .....	234,359,843	0	234,359,843
2. Premiums and considerations (Line 15) .....	116,019,563	0	116,019,563
3. Reinsurance recoverable on loss and loss adjustment expense payments (Line 16.1) .....	20,997,616	(20,997,616)	0
4. Funds held by or deposited with reinsured companies (Line 16.2) .....	1,795,472	0	1,795,472
5. Other assets .....	17,433,196	0	17,433,196
6. Net amount recoverable from reinsurers .....	0	445,726,845	445,726,845
7. Protected cell assets (Line 27) .....	0	0	0
8. Totals (Line 28) .....	390,605,691	424,729,228	815,334,919
<b>LIABILITIES (Page 3)</b>			
9. Losses and loss adjustment expenses (Lines 1 through 3) .....	0	478,050,594	478,050,594
10. Taxes, expenses, and other obligations (Lines 4 through 8) .....	1,467	0	1,467
11. Unearned premiums (Line 9) .....	0	125,641,676	125,641,676
12. Advance premiums (Line 10) .....	0	0	0
13. Dividends declared and unpaid (Line 11.1 and 11.2) .....	0	0	0
14. Ceded reinsurance premiums payable (net of ceding commissions (Line 12) .....	27,545,544	(27,545,544)	0
15. Funds held by company under reinsurance treaties (Line 13) .....	151,279,498	(151,279,498)	0
16. Amounts withheld or retained by company for account of others (Line 14) .....	4,307,961	0	4,307,961
17. Provision for reinsurance (Line 16) .....	138,000	(138,000)	0
18. Other liabilities .....	2,274,815	0	2,274,815
19. Total liabilities excluding protected cell business (Line 26) .....	185,547,285	424,729,228	610,276,513
20. Protected cell liabilities (Line 27) .....	0	0	0
21. Surplus as regards policyholders (Line 37)	205,058,406	XXX	205,058,406
22. Totals (Line 38)	390,605,691	424,729,228	815,334,919

NOTE: Is the restatement of this exhibit the result of grossing up balances ceded to affiliates under 100 percent reinsurance or pooling arrangements? ..... Yes [ ] No [ ]

If yes, give full explanation: .....

ANNUAL STATEMENT FOR THE YEAR 2025 OF THE VANLINER INSURANCE COMPANY

**SCHEDULE H - ACCIDENT AND HEALTH EXHIBIT**  
**PART 1 - ANALYSIS OF UNDERWRITING OPERATIONS**

	Total		Comprehensive (Hospital and Medical) Individual		Comprehensive (Hospital and Medical) Group		Medicare Supplement		Vision Only		Dental Only		Federal Employees Health Benefits Plan	
	1 Amount	2 %	3 Amount	4 %	5 Amount	6 %	7 Amount	8 %	9 Amount	10 %	11 Amount	12 %	13 Amount	14 %
1. Premiums written .....	0	XXX	0	XXX	0	XXX	0	XXX	0	XXX	0	XXX	0	XXX
2. Premiums earned .....	0	XXX	0	XXX	0	XXX	0	XXX	0	XXX	0	XXX	0	XXX
3. Incurred claims .....	0	0.0	0	0.0	0	0.0	0	0.0	0	0.0	0	0.0	0	0.0
4. Cost containment expenses .....	0	0.0	0	0.0	0	0.0	0	0.0	0	0.0	0	0.0	0	0.0
5. Incurred claims and cost containment expenses (Lines 3 and 4) .....	0	0.0	0	0.0	0	0.0	0	0.0	0	0.0	0	0.0	0	0.0
6. Increase in contract reserves .....	0	0.0	0	0.0	0	0.0	0	0.0	0	0.0	0	0.0	0	0.0
7. Commissions (a) .....	0	0.0	0	0.0	0	0.0	0	0.0	0	0.0	0	0.0	0	0.0
8. Other general insurance expenses .....	0	0.0	0	0.0	0	0.0	0	0.0	0	0.0	0	0.0	0	0.0
9. Taxes, licenses and fees .....	0	0.0	0	0.0	0	0.0	0	0.0	0	0.0	0	0.0	0	0.0
10. Total other expenses incurred .....	0	0.0	0	0.0	0	0.0	0	0.0	0	0.0	0	0.0	0	0.0
11. Aggregate write-ins for deductions .....	0	0.0	0	0.0	0	0.0	0	0.0	0	0.0	0	0.0	0	0.0
12. Gain from underwriting before dividends or refunds .....	0	0.0	0	0.0	0	0.0	0	0.0	0	0.0	0	0.0	0	0.0
13. Dividends or refunds .....	0	0.0	0	0.0	0	0.0	0	0.0	0	0.0	0	0.0	0	0.0
14. Gain from underwriting after dividends or refunds .....	0	0.0	0	0.0	0	0.0	0	0.0	0	0.0	0	0.0	0	0.0
<b>DETAILS OF WRITE-INS</b>														
1101. ....														
1102. ....														
1103. ....														
1198. Summary of remaining write-ins for Line 11 from overflow page .....	0	0.0	0	0.0	0	0.0	0	0.0	0	0.0	0	0.0	0	0.0
1199. Totals (Lines 1101 through 1103 plus 1198)(Line 11 above) .....	0	0.0	0	0.0	0	0.0	0	0.0	0	0.0	0	0.0	0	0.0

	Medicare Title XVIII		Medicaid Title XIX		Credit A&H		Disability Income		Long-Term Care		Other Health	
	15 Amount	16 %	17 Amount	18 %	19 Amount	20 %	21 Amount	22 %	23 Amount	24 %	25 Amount	26 %
1. Premiums written .....	0	XXX	0	XXX	0	XXX	0	XXX	0	XXX	0	XXX
2. Premiums earned .....	0	XXX	0	XXX	0	XXX	0	XXX	0	XXX	0	XXX
3. Incurred claims .....	0	0.0	0	0.0	0	0.0	0	0.0	0	0.0	0	0.0
4. Cost containment expenses .....	0	0.0	0	0.0	0	0.0	0	0.0	0	0.0	0	0.0
5. Incurred claims and cost containment expenses (Lines 3 and 4) .....	0	0.0	0	0.0	0	0.0	0	0.0	0	0.0	0	0.0
6. Increase in contract reserves .....	0	0.0	0	0.0	0	0.0	0	0.0	0	0.0	0	0.0
7. Commissions (a) .....	0	0.0	0	0.0	0	0.0	0	0.0	0	0.0	0	0.0
8. Other general insurance expenses .....	0	0.0	0	0.0	0	0.0	0	0.0	0	0.0	0	0.0
9. Taxes, licenses and fees .....	0	0.0	0	0.0	0	0.0	0	0.0	0	0.0	0	0.0
10. Total other expenses incurred .....	0	0.0	0	0.0	0	0.0	0	0.0	0	0.0	0	0.0
11. Aggregate write-ins for deductions .....	0	0.0	0	0.0	0	0.0	0	0.0	0	0.0	0	0.0
12. Gain from underwriting before dividends or refunds .....	0	0.0	0	0.0	0	0.0	0	0.0	0	0.0	0	0.0
13. Dividends or refunds .....	0	0.0	0	0.0	0	0.0	0	0.0	0	0.0	0	0.0
14. Gain from underwriting after dividends or refunds .....	0	0.0	0	0.0	0	0.0	0	0.0	0	0.0	0	0.0
<b>DETAILS OF WRITE-INS</b>												
1101. ....												
1102. ....												
1103. ....												
1198. Summary of remaining write-ins for Line 11 from overflow page .....	0	0.0	0	0.0	0	0.0	0	0.0	0	0.0	0	0.0
1199. Totals (Lines 1101 through 1103 plus 1198)(Line 11 above) .....	0	0.0	0	0.0	0	0.0	0	0.0	0	0.0	0	0.0

(a) Includes \$ 0 reported as "Contract, membership and other fees retained by agents."

ANNUAL STATEMENT FOR THE YEAR 2025 OF THE VANLINER INSURANCE COMPANY  
**SCHEDULE H - ACCIDENT AND HEALTH EXHIBIT (Continued)**  
**PART 2. - RESERVES AND LIABILITIES**

	1	2	3	4	5	6	7	8	9	10	11	12	13
	Total	Comprehensive (Hospital and Medical) Individual	Comprehensive (Hospital and Medical) Group	Medicare Supplement	Vision Only	Dental Only	Federal Employees Health Benefits Plan	Medicare Title XVIII	Medicaid Title XIX	Credit A&H	Disability Income	Long-Term Care	Other Health
<b>A. Premium Reserves:</b>													
1. Unearned premiums .....	0	0	0	0	0	0	0	0	0	0	0	0	0
2. Advance premiums .....	0	0	0	0	0	0	0	0	0	0	0	0	0
3. Reserve for rate credits .....	0	0	0	0	0	0	0	0	0	0	0	0	0
4. Total premium reserves, current year .....	0	0	0	0	0	0	0	0	0	0	0	0	0
5. Total premium reserves, prior year .....	384	0	0	0	0	0	0	0	0	0	0	0	384
6. Increase in total premium reserves .....	(384)	0	0	0	0	0	0	0	0	0	0	0	(384)
<b>B. Contract Reserves:</b>													
1. Additional reserves (a) .....	0	0	0	0	0	0	0	0	0	0	0	0	0
2. Reserve for future contingent benefits .....	0	0	0	0	0	0	0	0	0	0	0	0	0
3. Total contract reserves, current year .....	0	0	0	0	0	0	0	0	0	0	0	0	0
4. Total contract reserves, prior year .....	0	0	0	0	0	0	0	0	0	0	0	0	0
5. Increase in contract reserves .....	0	0	0	0	0	0	0	0	0	0	0	0	0
<b>C. Claim Reserves and Liabilities:</b>													
1. Total current year .....	0	0	0	0	0	0	0	0	0	0	0	0	0
2. Total prior year .....	0	0	0	0	0	0	0	0	0	0	0	0	0
3. Increase .....	0	0	0	0	0	0	0	0	0	0	0	0	0

**PART 3. - TEST OF PRIOR YEAR'S CLAIM RESERVES AND LIABILITIES**

	1	2	3	4	5	6	7	8	9	10	11	12	13
	Total	Comprehensive (Hospital and Medical) Individual	Comprehensive (Hospital and Medical) Group	Medicare Supplement	Vision Only	Dental Only	Federal Employees Health Benefits Plan	Medicare Title XVIII	Medicaid Title XIX	Credit A&H	Disability Income	Long-Term Care	Other Health
<b>1. Claims paid during the year:</b>													
1.1 On claims incurred prior to current year .....	0	0	0	0	0	0	0	0	0	0	0	0	0
1.2 On claims incurred during current year .....	0	0	0	0	0	0	0	0	0	0	0	0	0
<b>2. Claim reserves and liabilities, December 31, current year:</b>													
2.1 On claims incurred prior to current year .....	0	0	0	0	0	0	0	0	0	0	0	0	0
2.2 On claims incurred during current year .....	0	0	0	0	0	0	0	0	0	0	0	0	0
<b>3. Test:</b>													
3.1 Lines 1.1 and 2.1 .....	0	0	0	0	0	0	0	0	0	0	0	0	0
3.2 Claim reserves and liabilities, December 31, prior year .....	0	0	0	0	0	0	0	0	0	0	0	0	0
3.3 Line 3.1 minus Line 3.2 .....	0	0	0	0	0	0	0	0	0	0	0	0	0

**PART 4. - REINSURANCE**

	1	2	3	4	5	6	7	8	9	10	11	12	13
	Total	Comprehensive (Hospital and Medical) Individual	Comprehensive (Hospital and Medical) Group	Medicare Supplement	Vision Only	Dental Only	Federal Employees Health Benefits Plan	Medicare Title XVIII	Medicaid Title XIX	Credit A&H	Disability Income	Long-Term Care	Other Health
<b>A. Reinsurance Assumed:</b>													
1. Premiums written .....	446,357	0	0	0	0	0	0	0	0	0	0	0	446,357
2. Premiums earned .....	585,958	0	0	0	0	0	0	0	0	0	0	0	585,958
3. Incurred claims .....	524,273	0	0	0	0	0	0	0	0	0	0	0	524,273
4. Commissions .....	190,540	0	0	0	0	0	0	0	0	0	0	0	190,540
<b>B. Reinsurance Ceded:</b>													
1. Premiums written .....	446,357	0	0	0	0	0	0	0	0	0	0	0	446,357
2. Premiums earned .....	585,958	0	0	0	0	0	0	0	0	0	0	0	585,958
3. Incurred claims .....	524,273	0	0	0	0	0	0	0	0	0	0	0	524,273
4. Commissions .....	190,540	0	0	0	0	0	0	0	0	0	0	0	190,540

(a) Includes \$ ..... 0 premium deficiency reserve.

ANNUAL STATEMENT FOR THE YEAR 2025 OF THE VANLINER INSURANCE COMPANY

**SCHEDULE H - PART 5 - HEALTH CLAIMS**

	1 Comprehensive (Hospital and Medical) Individual	2 Comprehensive (Hospital and Medical) Group	3 Medicare Supplement	4 Vision Only	5 Dental Only	6 Federal Employees Health Benefits Plan	7 Medicare Title XVIII	8 Medicaid Title XIX	9 Credit A&H	10 Disability Income	11 Long-Term Care	12 Other Health	13 Total
<b>A. Direct:</b>													
1. Incurred claims .....	0	0	0	0	0	0	0	0	0	0	0	0	0
2. Beginning claim reserves and liabilities .....	0	0	0	0	0	0	0	0	0	0	0	0	0
3. Ending claim reserves and liabilities .....	0	0	0	0	0	0	0	0	0	0	0	0	0
4. Claims paid .....	0	0	0	0	0	0	0	0	0	0	0	0	0
<b>B. Assumed Reinsurance:</b>													
1. Incurred claims .....	0	0	0	0	0	0	0	0	0	0	0	524,273	524,273
2. Beginning claim reserves and liabilities .....	0	0	0	0	0	0	0	0	0	0	0	7,621	7,621
3. Ending claim reserves and liabilities .....	0	0	0	0	0	0	0	0	0	0	0	449,989	449,989
4. Claims paid .....	0	0	0	0	0	0	0	0	0	0	0	81,906	81,906
<b>C. Ceded Reinsurance:</b>													
1. Incurred claims .....	0	0	0	0	0	0	0	0	0	0	0	524,273	524,273
2. Beginning claim reserves and liabilities .....	0	0	0	0	0	0	0	0	0	0	0	7,621	7,621
3. Ending claim reserves and liabilities .....	0	0	0	0	0	0	0	0	0	0	0	449,989	449,989
4. Claims paid .....	0	0	0	0	0	0	0	0	0	0	0	81,906	81,906
<b>D. Net:</b>													
1. Incurred claims .....	0	0	0	0	0	0	0	0	0	0	0	0	0
2. Beginning claim reserves and liabilities .....	0	0	0	0	0	0	0	0	0	0	0	0	0
3. Ending claim reserves and liabilities .....	0	0	0	0	0	0	0	0	0	0	0	0	0
4. Claims paid .....	0	0	0	0	0	0	0	0	0	0	0	0	0
<b>E. Net Incurred Claims and Cost Containment Expenses:</b>													
1. Incurred claims and cost containment expenses .....	0	0	0	0	0	0	0	0	0	0	0	0	0
2. Beginning reserves and liabilities .....	0	0	0	0	0	0	0	0	0	0	0	0	0
3. Ending reserves and liabilities .....	0	0	0	0	0	0	0	0	0	0	0	0	0
4. Paid claims and cost containment expenses	0	0	0	0	0	0	0	0	0	0	0	0	0

Schedule P - Part 1A - Homeowners/Farmowners

**NONE**

Schedule P - Part 1B - Private Passenger Auto Liability/Medical

**NONE**

Schedule P - Part 1C - Commercial Auto/Truck Liability/Medical

**NONE**

Schedule P - Part 1D - Workers' Compensation (Excluding Excess Workers' Compensation)

**NONE**

Schedule P - Part 1E - Commercial Multiple Peril

**NONE**

Schedule P - Part 1F - Section 1 - Medical Professional Liability - Occurrence

**NONE**

Schedule P - Part 1F - Section 2 - Medical Professional Liability - Claims-Made

**NONE**

Schedule P - Part 1G - Special Liability (Ocean Marine, Aircraft (all perils), Boiler and Machinery)

**NONE**

Schedule P - Part 1H - Section 1 - Other Liability - Occurrence

**NONE**

Schedule P - Part 1H - Section 2 - Other Liability - Claims-Made

**NONE**

Schedule P - Part 1I - Special Property (Fire, Allied Lines...)

**NONE**

Schedule P - Part 1J - Auto Physical Damage

**NONE**

Schedule P - Part 1K - Fidelity/Surety

**NONE**

Schedule P - Part 1L - Other (Including Credit, Accident and Health)

**NONE**

Schedule P - Part 1M - International

**NONE**

Schedule P - Part 1N - Reinsurance - Nonproportional Assumed Property

**NONE**

Schedule P - Part 1O - Reinsurance - Nonproportional Assumed Liability

**NONE**

Schedule P - Part 1P - Reinsurance - Nonproportional Assumed Financial Lines

**NONE**

Schedule P - Part 1R - Section 1 - Products Liability - Occurrence

**NONE**

Schedule P - Part 1R - Section 2 - Products Liability - Claims-Made

**NONE**

Schedule P - Part 1S - Financial Guaranty/Mortgage Guaranty

**NONE**

Schedule P - Part 1T - Warranty

**NONE**

Schedule P - Part 1U - Pet Insurance Plans

**NONE**

Schedule P - Part 2A - Homeowners/Farmowners

**NONE**

Schedule P - Part 2B - Private Passenger Auto Liability/Medical

**NONE**

Schedule P - Part 2C - Commercial Auto/Truck Liability/Medical

**NONE**

Schedule P - Part 2D - Workers' Compensation (Excluding Excess Workers' Compensation)

**NONE**

Schedule P - Part 2E - Commercial Multiple Peril

**NONE**

Schedule P - Part 2F - Section 1 - Medical Professional Liability - Occurrence

**NONE**

Schedule P - Part 2F - Section 2 - Medical Professional Liability - Claims-Made

**NONE**

Schedule P - Part 2G - Special Liability (Ocean Marine, Aircraft (all perils), Boiler and Machinery)

**NONE**

Schedule P - Part 2H - Section 1 - Other Liability - Occurrence

**NONE**

Schedule P - Part 2H - Section 2- Other Liability - Claims-Made

**NONE**

Schedule P - Part 2I - Special Property

**NONE**

Schedule P - Part 2J - Auto Physical Damage

**NONE**

Schedule P - Part 2K - Fidelity/Surety

**NONE**

Schedule P - Part 2L - Other (Including Credit, Accident and Health)

**NONE**

Schedule P - Part 2M - International

**NONE**

Schedule P - Part 2N - Reinsurance - Nonproportional Assumed Property

**NONE**

Schedule P - Part 2O - Reinsurance - Nonproportional Assumed Liability

**NONE**

Schedule P - Part 2P - Reinsurance - Nonproportional Assumed Financial Lines

**NONE**

Schedule P - Part 2R - Section 1 - Products Liability - Occurrence

**NONE**

Schedule P - Part 2R - Section 2 - Products Liability - Claims-Made

**N O N E**

Schedule P - Part 2S - Financial Guaranty/Mortgage Guaranty

**N O N E**

Schedule P - Part 2T - Warranty

**N O N E**

Schedule P - Part 2U - Pet Insurance Plans

**N O N E**

Schedule P - Part 3A - Homeowners/Farmowners

**N O N E**

Schedule P - Part 3B - Private Passenger Auto Liability/Medical

**N O N E**

Schedule P - Part 3C - Commercial Auto/Truck Liability/Medical

**N O N E**

Schedule P - Part 3D - Workers' Compensation (Excluding Excess Workers' Compensation)

**N O N E**

Schedule P - Part 3E - Commercial Multiple Peril

**N O N E**

Schedule P - Part 3F - Section 1 - Medical Professional Liability - Occurrence

**N O N E**

Schedule P - Part 3F - Section 2 - Medical Professional Liability - Claims-Made

**N O N E**

Schedule P - Part 3G - Special Liability

**N O N E**

Schedule P - Part 3H - Section 1 - Other Liability - Occurrence

**N O N E**

Schedule P - Part 3H - Section 2 - Other Liability - Claims-Made

**N O N E**

Schedule P - Part 3I - Special Property

**NONE**

Schedule P - Part 3J - Auto Physical Damage

**NONE**

Schedule P - Part 3K - Fidelity/Surety

**NONE**

Schedule P - Part 3L - Other (Including Credit, Accident and Health)

**NONE**

Schedule P - Part 3M - International

**NONE**

Schedule P - Part 3N - Reinsurance - Nonproportional Assumed Property

**NONE**

Schedule P - Part 3O - Reinsurance - Nonproportional Assumed Liability

**NONE**

Schedule P - Part 3P - Reinsurance - Nonproportional Assumed Financial Lines

**NONE**

Schedule P - Part 3R - Section 1 - Product Liability - Occurrence

**NONE**

Schedule P - Part 3R - Section 2 - Product Liability - Claims-Made

**NONE**

Schedule P - Part 3S - Financial Guaranty/Mortgage Guaranty

**NONE**

Schedule P - Part 3T - Warranty

**NONE**

Schedule P - Part 3U - Pet Insurance Plans

**NONE**

Schedule P - Part 4A - Homeowners/Farmowners

**NONE**

Schedule P - Part 4B - Private Passenger Auto Liability/Medical

**N O N E**

Schedule P - Part 4C - Commercial Auto/Truck Liability/Medical

**N O N E**

Schedule P - Part 4D - Workers' Compensation (Excluding Excess Workers' Compensation)

**N O N E**

Schedule P - Part 4E - Commercial Multiple Peril

**N O N E**

Schedule P - Part 4F - Section 1 - Medical Professional Liability - Occurrence

**N O N E**

Schedule P - Part 4F - Section 2 - Medical Professional Liability - Claims-Made

**N O N E**

Schedule P - Part 4G - Special Liability

**N O N E**

Schedule P - Part 4H - Section 1 - Other Liability - Occurrence

**N O N E**

Schedule P - Part 4H - Section 2 - Other Liability - Claims-Made

**N O N E**

Schedule P - Part 4I - Special Property

**N O N E**

Schedule P - Part 4J - Auto Physical Damage

**N O N E**

Schedule P - Part 4K - Fidelity/Surety

**N O N E**

Schedule P - Part 4L - Other (Including Credit, Accident and Health)

**N O N E**

Schedule P - Part 4M - International

**N O N E**

Schedule P - Part 4N - Reinsurance - Nonproportional Assumed Property

**N O N E**

Schedule P - Part 4O - Reinsurance - Nonproportional Assumed Liability

**N O N E**

Schedule P - Part 4P - Reinsurance - Nonproportional Assumed Financial Lines

**N O N E**

Schedule P - Part 4R - Section 1 - Products Liability - Occurrence

**N O N E**

Schedule P - Part 4R - Section 2 - Products Liability - Claims-Made

**N O N E**

Schedule P - Part 4S - Financial Guaranty/Mortgage Guaranty

**N O N E**

Schedule P - Part 4T - Warranty

**N O N E**

Schedule P - Part 4U - Pet Insurance Plans

**N O N E**

Schedule P - Part 5A - Homeowners/Farmowners - Section 1

**N O N E**

Schedule P - Part 5A - Homeowners/Farmowners - Section 2

**N O N E**

Schedule P - Part 5A - Homeowners/Farmowners - Section 3

**N O N E**

Schedule P - Part 5B - Private Passenger Auto Liability/Medical - Section 1

**N O N E**

Schedule P - Part 5B - Private Passenger Auto Liability/Medical - Section 2

**N O N E**

Schedule P - Part 5B - Private Passenger Auto Liability/Medical - Section 3

**N O N E**

Schedule P - Part 5C - Commercial Auto/Truck Liability/Medical - Section 1

**N O N E**

Schedule P - Part 5C - Commercial Auto/Truck Liability/Medical - Section 2

**N O N E**

Schedule P - Part 5C - Commercial Auto/Truck Liability/Medical - Section 3

**N O N E**

Schedule P-Part 5D-Workers' Compensation (Excluding Excess Workers' Compensation)-Section 1

**N O N E**

Schedule P-Part 5D-Workers' Compensation (Excluding Excess Workers' Compensation)-Section 2

**N O N E**

Schedule P-Part 5D-Workers' Compensation (Excluding Excess Workers' Compensation)-Section 3

**N O N E**

Schedule P - Part 5E - Commercial Multiple Peril - Section 1

**N O N E**

Schedule P - Part 5E - Commercial Multiple Peril - Section 2

**N O N E**

Schedule P - Part 5E - Commercial Multiple Peril - Section 3

**N O N E**

Schedule P - Part 5F - Medical Professional Liability - Occurrence - Section 1A

**N O N E**

Schedule P - Part 5F - Medical Professional Liability - Occurrence - Section 2A

**N O N E**

Schedule P - Part 5F - Medical Professional Liability - Occurrence - Section 3A

**N O N E**

Schedule P - Part 5F - Medical Professional Liability - Claims-Made - Section 1B

**N O N E**

Schedule P - Part 5F - Medical Professional Liability - Claims-Made - Section 2B

**N O N E**

Schedule P - Part 5F - Medical Professional Liability - Claims-Made - Section 3B

**N O N E**

Schedule P - Part 5H - Other Liability - Occurrence - Section 1A

**N O N E**

Schedule P - Part 5H - Other Liability - Occurrence - Section 2A

**N O N E**

Schedule P - Part 5H - Other Liability - Occurrence - Section 3A

**N O N E**

Schedule P - Part 5H - Other Liability - Claims-Made - Section 1B

**N O N E**

Schedule P - Part 5H - Other Liability - Claims-Made - Section 2B

**N O N E**

Schedule P - Part 5H - Other Liability - Claims-Made - Section 3B

**N O N E**

Schedule P - Part 5R - Products Liability - Occurrence - Section 1A

**N O N E**

Schedule P - Part 5R - Products Liability - Occurrence - Section 2A

**N O N E**

Schedule P - Part 5R - Products Liability - Occurrence - Section 3A

**N O N E**

Schedule P - Part 5R - Products Liability - Claims-Made - Section 1B

**N O N E**

Schedule P - Part 5R - Products Liability - Claims-Made - Section 2B

**N O N E**

Schedule P - Part 5R - Products Liability - Claims-Made - Section 3B

**N O N E**

Schedule P - Part 5T - Warranty - Section 1

**N O N E**

Schedule P - Part 5T - Warranty - Section 2

**N O N E**

Schedule P - Part 5T - Warranty - Section 3

**N O N E**

Schedule P - Part 6C - Commercial Auto/Truck Liability/Medical - Section 1

**N O N E**

Schedule P - Part 6C - Commercial Auto/Truck Liability/Medical - Section 2

**N O N E**

Schedule P-Part 6D-Workers' Compensation (Excluding Excess Workers' Compensation)-Section 1

**N O N E**

Schedule P-Part 6D-Workers' Compensation (Excluding Excess Workers' Compensation)-Section 2

**N O N E**

Schedule P - Part 6E - Commercial Multiple Peril - Section 1

**N O N E**

Schedule P - Part 6E - Commercial Multiple Peril - Section 2

**N O N E**

Schedule P - Part 6H - Other Liability - Occurrence - Section 1A

**N O N E**

Schedule P - Part 6H - Other Liability - Occurrence - Section 2A

**N O N E**

Schedule P - Part 6H - Other Liability - Claims-Made - Section 1B

**N O N E**

Schedule P - Part 6H - Other Liability - Claims-Made - Section 2B

**N O N E**

Schedule P - Part 6M - International - Section 1

**N O N E**

Schedule P - Part 6M - International - Section 2

**N O N E**

Schedule P - Part 6N- Reinsurance A - Nonproportional Assumed Property - Section 1

**NONE**

Schedule P - Part 6N- Reinsurance A - Nonproportional Assumed Property - Section 2

**NONE**

Schedule P - Part 6O - Reinsurance B - Nonproportional Liability - Section 1

**NONE**

Schedule P - Part 6O - Reinsurance B - Nonproportional Assumed Liability - Section 2

**NONE**

Schedule P - Part 6R - Products Liability - Occurrence - Section 1A

**NONE**

Schedule P - Part 6R - Products Liability - Occurrence - Section 2A

**NONE**

Schedule P - Part 6R - Products Liability - Claims-Made - Section 1B

**NONE**

Schedule P - Part 6R - Products Liability - Claims-Made - Section 2B

**NONE**

Schedule P - Part 7A - Section 1 - Primary Loss Sensitive Contracts

**NONE**

Schedule P - Part 7A - Section 2 - Primary Loss Sensitive Contracts

**NONE**

Schedule P - Part 7A - Section 3 - Primary Loss Sensitive Contracts

**NONE**

Schedule P - Part 7A - Section 4 - Primary Loss Sensitive Contracts

**NONE**

Schedule P - Part 7A - Section 5 - Primary Loss Sensitive Contracts

**NONE**

Schedule P - Part 7B - Section 1 - Reinsurance Loss Sensitive Contracts

**NONE**

Schedule P - Part 7B - Section 2 - Reinsurance Loss Sensitive Contracts

**NONE**

Schedule P - Part 7B - Section 3 - Reinsurance Loss Sensitive Contracts

**NONE**

Schedule P - Part 7B - Section 4 - Reinsurance Loss Sensitive Contracts

**NONE**

Schedule P - Part 7B - Section 5 - Reinsurance Loss Sensitive Contracts

**NONE**

Schedule P - Part 7B - Section 6 - Reinsurance Loss Sensitive Contracts

**NONE**

Schedule P - Part 7B - Section 7 - Reinsurance Loss Sensitive Contracts

**NONE**

Schedule P - Interrogatories

**NONE**

**SCHEDULE T - PART 2**  
**INTERSTATE COMPACT - EXHIBIT OF PREMIUMS WRITTEN**

Allocated by States and Territories

States, Etc.		Direct Business Only					6 Totals
		1 Life (Group and Individual)	2 Annuities (Group and Individual)	3 Disability Income (Group and Individual)	4 Long-Term Care (Group and Individual)	5 Deposit-Type Contracts	
1. Alabama	AL						
2. Alaska	AK						
3. Arizona	AZ						
4. Arkansas	AR						
5. California	CA						
6. Colorado	CO						
7. Connecticut	CT						
8. Delaware	DE						
9. District of Columbia	DC						
10. Florida	FL						
11. Georgia	GA						
12. Hawaii	HI						
13. Idaho	ID						
14. Illinois	IL						
15. Indiana	IN						
16. Iowa	IA						
17. Kansas	KS						
18. Kentucky	KY						
19. Louisiana	LA						
20. Maine	ME						
21. Maryland	MD						
22. Massachusetts	MA						
23. Michigan	MI						
24. Minnesota	MN						
25. Mississippi	MS						
26. Missouri	MO						
27. Montana	MT						
28. Nebraska	NE						
29. Nevada	NV						
30. New Hampshire	NH						
31. New Jersey	NJ						
32. New Mexico	NM						
33. New York	NY						
34. North Carolina	NC						
35. North Dakota	ND						
36. Ohio	OH						
37. Oklahoma	OK						
38. Oregon	OR						
39. Pennsylvania	PA						
40. Rhode Island	RI						
41. South Carolina	SC						
42. South Dakota	SD						
43. Tennessee	TN						
44. Texas	TX						
45. Utah	UT						
46. Vermont	VT						
47. Virginia	VA						
48. Washington	WA						
49. West Virginia	WV						
50. Wisconsin	WI						
51. Wyoming	WY						
52. American Samoa	AS						
53. Guam	GU						
54. Puerto Rico	PR						
55. U.S. Virgin Islands	VI						
56. Northern Mariana Islands	MP						
57. Canada	CAN						
58. Aggregate other alien	OT						
59. Total							

**NONE**

ANNUAL STATEMENT FOR THE YEAR 2025 OF THE VANLINER INSURANCE COMPANY

**SCHEDULE Y**  
**PART 1A - DETAILS OF INSURANCE HOLDING COMPANY SYSTEM**

1	2	3	4	5	6	7	8	9	10	11	12	13	14	15	16
Group Code	Group Name	NAIC Company Code	ID Number	Federal RSSD	CIK	Name of Securities Exchange if Publicly Traded (U.S. or International)	Names of Parent, Subsidiaries Or Affiliates	Domiciliary Location	Relationship to Reporting Entity	Directly Controlled by (Name of Entity/Person)	Type of Control (Ownership, Board, Management, Attorney-in-Fact, Influence, Other)	If Control is Ownership Provide Percentage	Ultimate Controlling Entity(ies)/Person(s)	Is an SCA Filing Required? (Yes/No)	*
.0000		.00000	31-1544320	0	0001042046	NYSE	American Financial Group, Inc.	OH	UIP		Ownership	0.000		NO	0
.0000		.00000	33-4902981	0	0		AFG Purchasing LLC	OH	NIA	American Financial Group, Inc.	Ownership	100.000	American Financial Group, Inc.	NO	0
.0000		.00000	86-3438529	0	0		AFG Real Estate Holding Company, LLC	OH	NIA	American Financial Group, Inc.	Ownership	100.000	American Financial Group, Inc.	NO	0
.0000		.00000	84-4395026	0	0		Bay Bridge Holding Company, LLC	MD	NIA	AFG Real Estate Holding Company, LLC	Ownership	65.000	American Financial Group, Inc.	NO	1
.0000		.00000	84-4395026	0	0		Bay Bridge Holding Company, LLC	MD	NIA	Great American Insurance Company	Ownership	35.000	American Financial Group, Inc.	NO	1
.0000		.00000	27-4078277	0	0		Bay Bridge Marina Hemingway's Restaurant, LLC	MD	NIA	Bay Bridge Holding Company, LLC	Ownership	85.000	American Financial Group, Inc.	NO	0
.0000		.00000	27-0513333	0	0		Bay Bridge Marina Management, LLC	MD	NIA	Bay Bridge Holding Company, LLC	Ownership	85.000	American Financial Group, Inc.	NO	0
.0000		.00000	20-4604276	0	0		GALIC - Bay Bridge Marina, LLC	MD	NIA	Bay Bridge Marina Management, LLC	Ownership	100.000	American Financial Group, Inc.	NO	0
.0000		.00000	84-3355051	0	0		Charleston Harbor Holding Company, LLC	SC	NIA	AFG Real Estate Holding Company, LLC	Ownership	50.000	American Financial Group, Inc.	NO	1
.0000		.00000	84-3355051	0	0		Charleston Harbor Holding Company, LLC	SC	NIA	Great American Insurance Company	Ownership	50.000	American Financial Group, Inc.	NO	1
.0000		.00000	81-3737639	0	0		Charleston Harbor Fishing, LLC	SC	NIA	Charleston Harbor Holding Company, LLC	Ownership	100.000	American Financial Group, Inc.	NO	0
.0000		.00000	84-4574243	0	0		Mountain View Grand Holding Company, LLC	NH	NIA	AFG Real Estate Holding Company, LLC	Ownership	65.000	American Financial Group, Inc.	NO	1
.0000		.00000	84-4574243	0	0		Mountain View Grand Holding Company, LLC	NH	NIA	Great American Insurance Company	Ownership	35.000	American Financial Group, Inc.	NO	1
.0000		.00000	86-3225970	0	0		Sailfish Holding Company, LLC	FL	NIA	AFG Real Estate Holding Company, LLC	Ownership	100.000	American Financial Group, Inc.	NO	0
.0000		.00000	84-2654660	0	0		Skipjack Holding Company, LLC	MD	NIA	AFG Real Estate Holding Company, LLC	Ownership	100.000	American Financial Group, Inc.	NO	0
.0000		.00000	52-2179330	0	0		Skipjack Marina Corp.	MD	NIA	Skipjack Holding Company, LLC	Ownership	100.000	American Financial Group, Inc.	NO	0
.0000		.00000	31-0996797	0	0		American Financial Enterprises, Inc.	CT	NIA	American Financial Group, Inc.	Ownership	100.000	American Financial Group, Inc.	NO	0
.0000		.00000	31-0828578	0	0		American Money Management Corporation	OH	NIA	American Financial Group, Inc.	Ownership	100.000	American Financial Group, Inc.	NO	0
.0000		.00000	27-1577326	0	0		American Real Estate Capital Company, LLC	OH	NIA	American Money Management Corporation	Ownership	100.000	American Financial Group, Inc.	NO	0
.0000		.00000	27-2829629	0	0		Mid-Market Capital Partners, LLC	DE	NIA	American Money Management Corporation	Ownership	100.000	American Financial Group, Inc.	NO	0
.0000		.00000	41-2112001	0	0		APU Holding Company	OH	NIA	American Financial Group, Inc.	Ownership	100.000	American Financial Group, Inc.	NO	0
.0000		.00000	23-6000765	0	0		APU Consolidated, Inc.	PA	NIA	APU Holding Company	Ownership	100.000	American Financial Group, Inc.	NO	0
.0000		.00000	13-6400464	0	0		Lehigh Valley Railroad Company	PA	NIA	APU Consolidated, Inc.	Ownership	100.000	American Financial Group, Inc.	NO	0
.0000		.00000	20-1548213	0	0		Magnolia Alabama Holdings, Inc.	DE	NIA	APU Consolidated, Inc.	Ownership	100.000	American Financial Group, Inc.	NO	0
.0000		.00000	20-1574094	0	0		Magnolia Alabama Holdings LLC	AL	NIA	Magnolia Alabama Holdings, Inc.	Ownership	100.000	American Financial Group, Inc.	NO	0
.0000		.00000	13-6021353	0	0		The Owasco River Railway, Inc.	NY	NIA	APU Consolidated, Inc.	Ownership	100.000	American Financial Group, Inc.	NO	0
.0000		.00000	76-0080537	0	0		PCC Technical Industries, Inc.	DE	NIA	APU Consolidated, Inc.	Ownership	100.000	American Financial Group, Inc.	NO	0
.0000		.00000	23-6000766	0	0		Pennsylvania-Reading Seashore Lines	NJ	NIA	APU Consolidated, Inc.	Ownership	66.670	American Financial Group, Inc.	NO	0
.0000		.00000	98-1073776	0	0		GAI Insurance Company, Ltd.	BMU	IA	APU Holding Company	Ownership	100.000	American Financial Group, Inc.	NO	0
.0000		.00000	31-1446308	0	0		Hangar Acquisition Corp.	OH	NIA	APU Holding Company	Ownership	100.000	American Financial Group, Inc.	NO	0
.0000		.00000	91-1242743	0	0		Premier Lease & Loan Services Insurance Agency, Inc.	WA	NIA	APU Holding Company	Ownership	100.000	American Financial Group, Inc.	NO	0
.0000		.00000	91-1508644	0	0		Premier Lease & Loan Services of Canada, Inc.	WA	NIA	APU Holding Company	Ownership	100.000	American Financial Group, Inc.	NO	0
.0000		.00000	31-0823725	0	0		Dixie Terminal Corporation	OH	NIA	American Financial Group, Inc.	Ownership	100.000	American Financial Group, Inc.	NO	0
.0000		.00000	06-1356481	0	0		Great American Financial Resources, Inc.	DE	NIA	American Financial Group, Inc.	Ownership	100.000	American Financial Group, Inc.	NO	0
.0000		.00000	34-1017531	0	0		Ceres Group, Inc.	DE	NIA	Great American Financial Resources, Inc.	Ownership	100.000	American Financial Group, Inc.	NO	0
.0000		.00000	47-0717079	0	0		Continental General Corporation	NE	NIA	Ceres Group, Inc.	Ownership	100.000	American Financial Group, Inc.	NO	0
.0000		.00000	34-1947042	0	0		QQAgency of Texas, Inc.	TX	NIA	Ceres Group, Inc.	Ownership	100.000	American Financial Group, Inc.	NO	0
.0000		.00000	20-1246122	0	0		Brothers Management, LLC	FL	NIA	Great American Financial Resources, Inc.	Ownership	100.000	American Financial Group, Inc.	NO	0
.0000		.00000	31-1391777	0	0		GALIC Brothers, Inc.	OH	NIA	Great American Financial Resources, Inc.	Ownership	100.000	American Financial Group, Inc.	NO	0
.0000		.00000	31-0686194	0	0		Helium Holdings Limited	BMU	NIA	American Financial Group, Inc.	Ownership	100.000	American Financial Group, Inc.	NO	0
.0000		.00000	31-1119320	0	0		One East Fourth, Inc.	OH	NIA	American Financial Group, Inc.	Ownership	100.000	American Financial Group, Inc.	NO	0
.0000		.00000	31-0728327	0	0		TEJ Holdings, Inc.	OH	NIA	American Financial Group, Inc.	Ownership	100.000	American Financial Group, Inc.	NO	0
.0000		.00000	81-4361220	0	0		Three East Fourth, Inc.	OH	NIA	American Financial Group, Inc.	Ownership	100.000	American Financial Group, Inc.	NO	0
.0000		.00000	42-1575938	0	0		Verikai Inc.	DE	NIA	American Financial Group, Inc.	Ownership	100.000	American Financial Group, Inc.	NO	0
.0000		.00000	80-0333563	0	0		Great American Holding, Inc.	OH	UDP	American Financial Group, Inc.	Ownership	100.000	American Financial Group, Inc.	NO	0
.0000		.00000	80-0333563	0	0		ABA Insurance Services, Inc.	OH	NIA	Great American Holding, Inc.	Ownership	100.000	American Financial Group, Inc.	NO	0

ANNUAL STATEMENT FOR THE YEAR 2025 OF THE VANLINER INSURANCE COMPANY

**SCHEDULE Y**

**PART 1A - DETAILS OF INSURANCE HOLDING COMPANY SYSTEM**

1	2	3	4	5	6	7	8	9	10	11	12	13	14	15	16
Group Code	Group Name	NAIC Company Code	ID Number	Federal RSSD	CIK	Name of Securities Exchange if Publicly Traded (U.S. or International)	Names of Parent, Subsidiaries Or Affiliates	Domiciliary Location	Relationship to Reporting Entity	Directly Controlled by (Name of Entity/Person)	Type of Control (Ownership, Board, Management, Attorney-in-Fact, Influence, Other)	If Control is Ownership Provide Percentage	Ultimate Controlling Entity(ies)/Person(s)	Is an SCA Filing Required? (Yes/No)	*
.0000		00000	99-3256614	0	0		Invictus Analytics, LLC	..OH.....	..NIA.....	ABA Insurance Services, Inc.	Ownership.....	100.000	American Financial Group, Inc.	..NO.....	0
.0000		00000	27-3062314	0	0		Agricultural Services, LLC	..OH.....	..NIA.....	Great American Holding, Inc.	Ownership.....	100.000	American Financial Group, Inc.	..NO.....	0
.0000		00000	39-1404033	0	0		Farmers Crop Insurance Alliance, Inc.	..KS.....	..NIA.....	Great American Holding, Inc.	Ownership.....	100.000	American Financial Group, Inc.	..NO.....	0
.0000		00000	37-1122370	0	0		Crop Risk Services, Inc.	..IL.....	..NIA.....	Farmers Crop Insurance Alliance, Inc.	Ownership.....	100.000	American Financial Group, Inc.	..NO.....	0
.0084	American Financial Group, Inc.	10646	36-4079497	0	0		Great American Contemporary Insurance Company	..OH.....	..IA.....	Great American Holding, Inc.	Ownership.....	100.000	American Financial Group, Inc.	..NO.....	0
.0084	American Financial Group, Inc.	10335	59-3269531	0	0		Bridgfield Casualty Insurance Company	..FL.....	..IA.....	Great American Contemporary Insurance Company	Ownership.....	100.000	American Financial Group, Inc.	..NO.....	0
.0084	American Financial Group, Inc.	10701	59-1835212	0	0		Bridgfield Employers Insurance Company	..FL.....	..IA.....	Great American Contemporary Insurance Company	Ownership.....	100.000	American Financial Group, Inc.	..NO.....	0
.0084	American Financial Group, Inc.	16618	83-1694393	0	0		Bridgfield Indemnity Insurance Company	..OH.....	..IA.....	Great American Contemporary Insurance Company	Ownership.....	100.000	American Financial Group, Inc.	..NO.....	0
.0084	American Financial Group, Inc.	22179	95-2801326	0	0		Republic Indemnity Company of America	..CA.....	..IA.....	Great American Contemporary Insurance Company	Ownership.....	100.000	American Financial Group, Inc.	..NO.....	0
.0084	American Financial Group, Inc.	43753	31-1054123	0	0		Republic Indemnity Company of California	..CA.....	..IA.....	Republic Indemnity Company of America	Ownership.....	100.000	American Financial Group, Inc.	..NO.....	0
.0000		00000		0	0		Great American Holding (Europe) Limited	..GBR.....	..NIA.....	Great American Holding, Inc.	Ownership.....	100.000	American Financial Group, Inc.	..NO.....	0
.0000		00000		0	0		Great American Europe Limited	..GBR.....	..NIA.....	Great American Holding (Europe) Limited	Ownership.....	100.000	American Financial Group, Inc.	..NO.....	0
.0000		00000	AA-1784136	0	0		Great American International Insurance (EU) Designated Activity Company	..IRL.....	..IA.....	Great American Europe Limited	Ownership.....	100.000	American Financial Group, Inc.	..NO.....	0
.0000		00000	AA-1120817	0	0		Great American International Insurance (UK) Limited	..GBR.....	..IA.....	Great American Europe Limited	Ownership.....	100.000	American Financial Group, Inc.	..NO.....	0
.0084	American Financial Group, Inc.	23418	73-0556513	0	0		Mid-Continent Casualty Company	..OH.....	..IA.....	Great American Holding, Inc.	Ownership.....	100.000	American Financial Group, Inc.	..NO.....	0
.0084	American Financial Group, Inc.	15380	73-1406844	0	0		Mid-Continent Assurance Company	..OH.....	..IA.....	Mid-Continent Casualty Company	Ownership.....	100.000	American Financial Group, Inc.	..NO.....	0
.0084	American Financial Group, Inc.	13794	38-3803661	0	0		Mid-Continent Excess and Surplus Insurance Company	..OH.....	..IA.....	Mid-Continent Casualty Company	Ownership.....	100.000	American Financial Group, Inc.	..NO.....	0
.0000		00000	30-0571535	0	0		Mid-Continent Specialty Insurance Services, Inc.	..OK.....	..NIA.....	Mid-Continent Casualty Company	Ownership.....	100.000	American Financial Group, Inc.	..NO.....	0
.0084	American Financial Group, Inc.	23426	73-0773259	0	0		Oklahoma Surety Company	..OH.....	..IA.....	Mid-Continent Casualty Company	Ownership.....	100.000	American Financial Group, Inc.	..NO.....	0
.0000		00000	34-1607394	0	0		National Interstate Corporation	..OH.....	..UIP.....	Great American Holding, Inc.	Ownership.....	100.000	American Financial Group, Inc.	..NO.....	0
.0000		00000	34-1899058	0	0		American Highways Insurance Agency, Inc.	..OH.....	..NIA.....	National Interstate Corporation	Ownership.....	100.000	American Financial Group, Inc.	..NO.....	0
.0000		00000	31-1548235	0	0		Explorer RV Insurance Agency, Inc.	..OH.....	..NIA.....	National Interstate Corporation	Ownership.....	100.000	American Financial Group, Inc.	..NO.....	0
.0000		00000	98-0191335	0	0		Hudson Indemnity, Ltd.	..CYM.....	..IA.....	National Interstate Corporation	Ownership.....	100.000	American Financial Group, Inc.	..NO.....	0
.0000		00000	34-1607396	0	0		National Interstate Insurance Agency, Inc.	..OH.....	..NIA.....	National Interstate Corporation	Ownership.....	100.000	American Financial Group, Inc.	..NO.....	0
.0000		00000	36-4670968	0	0		Commercial For Hire Transportation Purchasing Group	..SC.....	..NIA.....	National Interstate Insurance Agency, Inc.	Management.....	0.000	American Financial Group, Inc.	..NO.....	2
.0084	American Financial Group, Inc.	32620	34-1607395	0	0		National Interstate Insurance Company	..OH.....	..UDP.....	National Interstate Corporation	Ownership.....	100.000	American Financial Group, Inc.	..NO.....	0
.0084	American Financial Group, Inc.	11051	99-0345306	0	0		National Interstate Insurance Company of Hawaii, Inc.	..OH.....	..IA.....	National Interstate Insurance Company	Ownership.....	100.000	American Financial Group, Inc.	..NO.....	0
.0000		00000	43-1254631	0	0		TransProtection Service Company	..MO.....	..NIA.....	National Interstate Insurance Company	Ownership.....	100.000	American Financial Group, Inc.	..NO.....	0
.0084	American Financial Group, Inc.	41106	95-3623282	0	0		Triumpe Casualty Company	..MO.....	..IA.....	National Interstate Insurance Company	Ownership.....	100.000	American Financial Group, Inc.	..NO.....	0
.0084	American Financial Group, Inc.	21172	86-0114294	0	0		Vanliner Insurance Company	..OH.....	..RE.....	National Interstate Insurance Company	Ownership.....	100.000	American Financial Group, Inc.	..NO.....	0
.0000		00000	20-5546054	0	0		Safety Claims & Litigation Services, LLC	..MT.....	..NIA.....	National Interstate Corporation	Ownership.....	100.000	American Financial Group, Inc.	..NO.....	0
.0000		00000	46-4570914	0	0		Safety, Claims and Litigation Services, LLC	..OH.....	..NIA.....	National Interstate Corporation	Ownership.....	100.000	American Financial Group, Inc.	..NO.....	0
.0000		00000	87-1038842	0	0		Radion Insurance Holdings, LLC	..DE.....	..NIA.....	Great American Holding, Inc.	Ownership.....	100.000	American Financial Group, Inc.	..NO.....	0
.0000		00000	87-1053786	0	0		Radion Health, Inc.	..DE.....	..NIA.....	Radion Insurance Holdings, LLC	Ownership.....	100.000	American Financial Group, Inc.	..NO.....	0
.0000		00000		0	0		Radion Re, Inc.	..CYM.....	..IA.....	Radion Insurance Holdings, LLC	Ownership.....	100.000	American Financial Group, Inc.	..NO.....	0
.0000		00000	59-1683711	0	0		Summit Consulting, LLC	..FL.....	..NIA.....	Great American Holding, Inc.	Ownership.....	100.000	American Financial Group, Inc.	..NO.....	0
.0000		00000	59-3385208	0	0		Heritage Summit Healthcare, LLC	..FL.....	..NIA.....	Summit Consulting, LLC	Ownership.....	100.000	American Financial Group, Inc.	..NO.....	0
.0084	American Financial Group, Inc.	16691	31-0501234	0	0		Great American Insurance Company	..OH.....	..IA.....	American Financial Group, Inc.	Ownership.....	100.000	American Financial Group, Inc.	..NO.....	0
.0084	American Financial Group, Inc.	37990	31-0973761	0	0		American Empire Insurance Company	..OH.....	..IA.....	Great American Insurance Company	Ownership.....	100.000	American Financial Group, Inc.	..NO.....	0
.0000		00000	31-1463075	0	0		American Signature Underwriters, Inc.	..OH.....	..NIA.....	Great American Insurance Company	Ownership.....	100.000	American Financial Group, Inc.	..NO.....	0

ANNUAL STATEMENT FOR THE YEAR 2025 OF THE VANLINER INSURANCE COMPANY

SCHEDULE Y

PART 1A - DETAILS OF INSURANCE HOLDING COMPANY SYSTEM

1	2	3	4	5	6	7	8	9	10	11	12	13	14	15	16
Group Code	Group Name	NAIC Company Code	ID Number	Federal RSSD	CIK	Name of Securities Exchange if Publicly Traded (U.S. or International)	Names of Parent, Subsidiaries Or Affiliates	Domiciliary Location	Relationship to Reporting Entity	Directly Controlled by (Name of Entity/Person)	Type of Control (Ownership, Board, Management, Attorney-in-Fact, Influence, Other)	If Control is Ownership Provide Percentage	Ultimate Controlling Entity(ies)/Person(s)	Is an SCA Filing Required? (Yes/No)	*
.0000		00000	59-2840291	0	0		Brothers Property Corporation	..OH.....	..NIA.....	Great American Insurance Company	Ownership.....	100.000	American Financial Group, Inc.	..NO.....	0
.0000		00000	59-2840294	0	0		Brothers Property Management Corporation	..OH.....	..NIA.....	Brothers Property Corporation	Ownership.....	100.000	American Financial Group, Inc.	..NO.....	0
.0000		00000	31-1277904	0	0		Crop Managers Insurance Agency, Inc.	..KS.....	..NIA.....	Great American Insurance Company	Ownership.....	100.000	American Financial Group, Inc.	..NO.....	0
.0000		00000	83-1767590	0	0		CropSurance Agency, LLC	..OH.....	..NIA.....	Great American Insurance Company	Ownership.....	100.000	American Financial Group, Inc.	..NO.....	0
.0000		00000	31-0589001	0	0		Dempsey & Siders Agency, Inc.	..OH.....	..NIA.....	Great American Insurance Company	Ownership.....	100.000	American Financial Group, Inc.	..NO.....	0
.0000		00000	84-2358400	0	0		Human and Social Services Risk Purchasing Group, LLC	..OH.....	..NIA.....	Dempsey & Siders Agency, Inc.	Ownership.....	100.000	American Financial Group, Inc.	..NO.....	0
.0084		00000	99-4672393	0	0		Dolphin Cove QOF LLC	..DE.....	..NIA.....	Great American Insurance Company	Ownership.....	90.625	American Financial Group, Inc.	..NO.....	0
.0000		00000	31-1341668	0	0		Eden Park Insurance Brokers, Inc.	..CA.....	..NIA.....	Great American Insurance Company	Ownership.....	100.000	American Financial Group, Inc.	..NO.....	0
.0000		00000		0	0		El Aguila, Compañia de Seguros, S.A. de C.V.	..MEX.....	..IA.....	Great American Insurance Company	Ownership.....	100.000	American Financial Group, Inc.	..YES.....	0
.0000		00000		0	0		Foreign Credit Insurance Association	..NY.....	..OTH.....	Great American Insurance Company	Management.....	0.000	American Financial Group, Inc.	..NO.....	2
.0000		00000	81-0814136	0	0		GAI Mexico Holdings, LLC	..DE.....	..NIA.....	Great American Insurance Company	Ownership.....	100.000	American Financial Group, Inc.	..NO.....	0
.0000		00000	31-1753938	0	0		GAI Warranty Company	..OH.....	..NIA.....	Great American Insurance Company	Ownership.....	100.000	American Financial Group, Inc.	..NO.....	0
.0000		00000	31-1765544	0	0		GAI Warranty Company of Florida	..FL.....	..NIA.....	GAI Warranty Company	Ownership.....	100.000	American Financial Group, Inc.	..NO.....	0
.0000		00000	61-1329718	0	0		Global Premier Finance Company	..OH.....	..NIA.....	Great American Insurance Company	Ownership.....	100.000	American Financial Group, Inc.	..NO.....	0
.0084	American Financial Group, Inc.	26832	95-1542353	0	0		Great American Alliance Insurance Company	..OH.....	..IA.....	Great American Insurance Company	Ownership.....	100.000	American Financial Group, Inc.	..NO.....	0
.0084	American Financial Group, Inc.	26344	15-6020948	0	0		Great American Assurance Company	..OH.....	..IA.....	Great American Insurance Company	Ownership.....	100.000	American Financial Group, Inc.	..NO.....	0
.0084	American Financial Group, Inc.	39896	61-0983091	0	0		Great American Casualty Insurance Company	..OH.....	..IA.....	Great American Insurance Company	Ownership.....	100.000	American Financial Group, Inc.	..NO.....	0
.0084	American Financial Group, Inc.	37532	31-0954439	0	0		Great American E & S Insurance Company	..OH.....	..IA.....	Great American Insurance Company	Ownership.....	100.000	American Financial Group, Inc.	..NO.....	0
.0084	American Financial Group, Inc.	41858	31-1036473	0	0		Great American Fidelity Insurance Company	..OH.....	..IA.....	Great American Insurance Company	Ownership.....	100.000	American Financial Group, Inc.	..NO.....	0
.0000		00000	31-1652643	0	0		Great American Insurance Agency, Inc.	..OH.....	..NIA.....	Great American Insurance Company	Ownership.....	100.000	American Financial Group, Inc.	..NO.....	0
.0084	American Financial Group, Inc.	22136	13-5539046	0	0		Great American Insurance Company of New York	..NY.....	..IA.....	Great American Insurance Company	Ownership.....	100.000	American Financial Group, Inc.	..NO.....	0
.0000		00000	31-0856644	0	0		Great American Management Services, Inc.	..OH.....	..NIA.....	Great American Insurance Company	Ownership.....	100.000	American Financial Group, Inc.	..NO.....	0
.0084	American Financial Group, Inc.	38580	31-1288778	0	0		Great American Protection Insurance Company	..OH.....	..IA.....	Great American Insurance Company	Ownership.....	100.000	American Financial Group, Inc.	..NO.....	0
.0000		00000	31-0918893	0	0		Great American Re Inc.	..DE.....	..NIA.....	Great American Insurance Company	Ownership.....	100.000	American Financial Group, Inc.	..NO.....	0
.0084	American Financial Group, Inc.	35351	31-0912199	0	0		Great American Risk Solutions Surplus Lines Insurance Company	..OH.....	..IA.....	Great American Insurance Company	Ownership.....	100.000	American Financial Group, Inc.	..NO.....	0
.0084	American Financial Group, Inc.	31135	31-1209419	0	0		Great American Security Insurance Company	..OH.....	..IA.....	Great American Insurance Company	Ownership.....	100.000	American Financial Group, Inc.	..NO.....	0
.0084	American Financial Group, Inc.	33723	31-1237970	0	0		Great American Spirit Insurance Company	..OH.....	..IA.....	Great American Insurance Company	Ownership.....	100.000	American Financial Group, Inc.	..NO.....	0
.0000		00000	31-1293064	0	0		Professional Risk Brokers, Inc.	..IL.....	..NIA.....	Great American Insurance Company	Ownership.....	100.000	American Financial Group, Inc.	..NO.....	0
.0000		00000		0	0		Shelter Rock Holdings, LLC	..OH.....	..NIA.....	Great American Insurance Company	Ownership.....	100.000	American Financial Group, Inc.	..NO.....	0
.0000		00000	88-1379846	0	0		Trusted Coverage Professionals Agency, LLC	..OH.....	..NIA.....	Great American Insurance Company	Ownership.....	100.000	American Financial Group, Inc.	..NO.....	0
.0000		00000		0	0		Westline Industrial, LLC	..OH.....	..NIA.....	Great American Insurance Company	Ownership.....	100.000	American Financial Group, Inc.	..NO.....	0

Asterisk	Explanation
1	The entity is owned by more than one company within the AFG Group.
2	Entity is affiliated but not owned.

ANNUAL STATEMENT FOR THE YEAR 2025 OF THE VANLINER INSURANCE COMPANY

SCHEDULE Y

PART 2 - SUMMARY OF INSURER'S TRANSACTIONS WITH ANY AFFILIATES

1	2	3	4	5	6	7	8	9	10	11	12	13
NAIC Company Code	ID Number	Names of Insurers and Parent, Subsidiaries or Affiliates	Shareholder Dividends	Capital Contributions	Purchases, Sales or Exchanges of Loans, Securities, Real Estate, Mortgage Loans or Other Investments	Income/ (Disbursements) Incurred in Connection with Guarantees or Undertakings for the Benefit of any Affiliate(s)	Management Agreements and Service Contracts	Income/ (Disbursements) Incurred Under Reinsurance Agreements	*	Any Other Material Activity Not in the Ordinary Course of the Insurer's Business	Totals	Reinsurance Recoverable/ (Payable) on Losses and/or Reserve Credit Taken/(Liability)
37990	31-0973761	American Empire Insurance Company	(1,000,000)	0	0	0	0	0	*	0	(1,000,000)	0
00000	31-1544320	American Financial Group, Inc.	510,000,000	0	0	0	155,366,509	0	0	0	665,366,509	0
00000	41-2112001	APU Holding Company	4,000,000	0	0	0	0	0	0	0	4,000,000	0
10335	59-3269531	Bridgefield Casualty Insurance Company	0	0	0	0	0	0	*	0	0	(6,760,000)
10701	59-1835212	Bridgefield Employers Insurance Company	(5,000,000)	0	0	0	0	0	*	0	(5,000,000)	0
00000		El Aguila, Compañia de Seguros, S.A. de C.V.	0	0	0	0	0	0	0	0	0	18,130,000
00000	98-1073776	GAI Insurance Company, Ltd.	(4,000,000)	0	0	0	0	0	0	0	(4,000,000)	(2,811,000)
00000	31-1765544	GAI Warranty Company of Florida	0	0	0	0	0	0	0	0	0	23,000
00000	61-1329718	Global Premier Finance Company	(1,800,000)	0	0	0	0	0	0	0	(1,800,000)	0
26832	95-1542353	Great American Alliance Insurance Company	0	0	0	0	0	0	0	0	0	0
26344	15-6020948	Great American Assurance Company	(500,000)	0	0	0	0	0	*	0	(500,000)	0
39896	61-0983091	Great American Casualty Insurance Company	(1,500,000)	0	0	0	0	0	*	0	(1,500,000)	0
10646	36-4079497	Great American Contemporary Insurance Company	(1,000,000)	0	0	0	0	0	*	0	(1,000,000)	0
37532	31-0954439	Great American E & S Insurance Company	(90,000,000)	0	0	0	0	0	*	0	(90,000,000)	2,374,000
41858	31-1036473	Great American Fidelity Insurance Company	(5,000,000)	0	0	0	0	0	*	0	(5,000,000)	0
00000	42-1575938	Great American Holding, Inc.	95,000,000	(20,000,000)	0	0	0	0	0	0	75,000,000	0
16691	31-0501234	Great American Insurance Company	(447,203,745)	0	0	0	(155,366,509)	0	*	0	(602,570,254)	(98,193,000)
22136	13-5539046	Great American Insurance Company of New York	0	0	0	0	0	0	0	0	0	0
00000	AA-1784136	Great American International Insurance (EU) Designated Activity Company	(10,000,000)	0	0	0	0	0	*	0	(10,000,000)	0
00000	AA-1120817	Great American International Insurance (UK) Limited	0	0	0	0	0	0	0	0	0	58,082,000
38580	31-1288778	Great American Protection Insurance Company	0	0	0	0	0	0	0	0	0	35,123,000
35351	31-0912199	Great American Risk Solutions Surplus Lines Insurance Company	(1,500,000)	0	0	0	0	0	*	0	(1,500,000)	0
31135	31-1209419	Great American Security Insurance Company	(3,000,000)	0	0	0	0	0	*	0	(3,000,000)	0
33723	31-1237970	Great American Spirit Insurance Company	(1,000,000)	0	0	0	0	0	*	0	(1,000,000)	0
00000	98-0191335	Hudson Indemnity, Ltd.	(1,500,000)	0	0	0	0	0	*	0	(1,500,000)	0
15380	73-1406844	Mid-Continent Assurance Company	0	0	0	0	0	0	0	0	0	(506,673,000)
23418	73-0556513	Mid-Continent Casualty Company	(2,000,000)	0	0	0	0	0	*	0	(2,000,000)	0
13794	38-3803661	Mid-Continent E&S Insurance Company	5,000,000	20,000,000	0	0	0	0	*	0	25,000,000	(8,525,000)
00000	34-1607394	National Interstate Corporation	(1,500,000)	0	0	0	0	0	*	0	(1,500,000)	0
32620	34-1607395	National Interstate Insurance Company	70,000,000	0	0	0	0	0	0	0	70,000,000	0
11051	99-0345306	National Interstate Insurance Company of Hawaii, Inc.	(41,100,000)	0	0	0	0	0	*	0	(41,100,000)	325,308,000
23426	73-0773259	Oklahoma Surety Company	(1,500,000)	0	0	0	0	0	*	0	(1,500,000)	20,082,000
00000	31-1293064	Professional Risk Brokers, Inc.	(1,500,000)	0	0	0	0	0	*	0	(1,500,000)	0
			(28,496,255)	0	0	0	0	0		0	(28,496,255)	0

ANNUAL STATEMENT FOR THE YEAR 2025 OF THE VANLINER INSURANCE COMPANY

**SCHEDULE Y**

**PART 2 - SUMMARY OF INSURER'S TRANSACTIONS WITH ANY AFFILIATES**

1	2	3	4	5	6	7	8	9	10	11	12	13
NAIC Company Code	ID Number	Names of Insurers and Parent, Subsidiaries or Affiliates	Shareholder Dividends	Capital Contributions	Purchases, Sales or Exchanges of Loans, Securities, Real Estate, Mortgage Loans or Other Investments	Income/ (Disbursements) Incurred in Connection with Guarantees or Undertakings for the Benefit of any Affiliate(s)	Management Agreements and Service Contracts	Income/ (Disbursements) Incurred Under Reinsurance Agreements	*	Any Other Material Activity Not in the Ordinary Course of the Insurer's Business	Totals	Reinsurance Recoverable/ (Payable) on Losses and/or Reserve Credit Taken/(Liability)
.....00000	87-1038842	Radion Insurance Holding, LLC	.....0	.....(3,000,000)	.....0	.....0	.....0	.....0	.....0	.....0	.....(3,000,000)	.....0
.....00000	98-1666055	Radion Re, Inc.	.....0	.....3,000,000	.....0	.....0	.....0	.....0	.....0	.....0	.....3,000,000	.....(2,953,000)
.....22179	95-2801326	Republic Indemnity Company of America	.....0	.....0	.....0	.....0	.....0	.....0	*	.....0	.....0	.....(30,067,000)
.....00000	43-1254631	TransProtection Service Company	.....(2,500,000)	.....0	.....0	.....0	.....0	.....0	.....0	.....0	.....(2,500,000)	.....0
.....41106	95-3623282	Triumphe Casualty Company	.....(2,500,000)	.....0	.....0	.....0	.....0	.....0	*	.....0	.....(2,500,000)	.....36,752,000
.....00000	88-1379846	Trusted Coverage Professionals Agency, LLC	.....(1,500,000)	.....0	.....0	.....0	.....0	.....0	.....0	.....0	.....(1,500,000)	.....0
.....21172	86-0114294	Vanliner Insurance Company	.....(22,400,000)	.....0	.....0	.....0	.....0	.....0	*	.....0	.....(22,400,000)	.....156,615,000
9999999	Control Totals		0	0	0	0	0	0	XXX	0	0	(3,493,000)

ANNUAL STATEMENT FOR THE YEAR 2025 OF THE VANLINER INSURANCE COMPANY

**SCHEDULE Y**

**PART 3 - ULTIMATE CONTROLLING PARTY AND LISTING OF OTHER U.S. INSURANCE GROUPS OR ENTITIES UNDER THAT ULTIMATE CONTROLLING PARTY'S CONTROL**

1 Insurers in Holding Company	2 Owners with Greater Than 10% Ownership	3 Ownership Percentage Column 2 of Column 1	4 Granted Disclaimer of Control/ Affiliation of Column 2 Over Column 1 (Yes/No)	5 Ultimate Controlling Party	6 U.S. Insurance Groups or Entities Controlled by Column 5	7 Ownership Percentage (Column 5 of Column 6)	8 Granted Disclaimer of Control/ Affiliation of Column 5 Over Column 6 (Yes/No)
American Empire Insurance Company .....	Great American Insurance Company .....	100.000	NO	American Financial Group, Inc. ....	N/A .....	0.000	NO
Bridgfield Casualty Insurance Company .....	Great American Contemporary Insurance Company .....	100.000	NO	American Financial Group, Inc. ....	N/A .....	0.000	NO
Bridgfield Employers Insurance Company .....	Great American Contemporary Insurance Company .....	100.000	NO	American Financial Group, Inc. ....	N/A .....	0.000	NO
Bridgfield Indemnity Insurance Company .....	Great American Contemporary Insurance Company .....	100.000	NO	American Financial Group, Inc. ....	N/A .....	0.000	NO
Great American Alliance Insurance Company .....	Great American Insurance Company .....	100.000	NO	American Financial Group, Inc. ....	N/A .....	0.000	NO
Great American Assurance Company .....	Great American Insurance Company .....	100.000	NO	American Financial Group, Inc. ....	N/A .....	0.000	NO
Great American Casualty Insurance Company .....	Great American Insurance Company .....	100.000	NO	American Financial Group, Inc. ....	N/A .....	0.000	NO
Great American Contemporary Insurance Company .....	Great American Holding, Inc. ....	100.000	NO	American Financial Group, Inc. ....	N/A .....	0.000	NO
Great American E&S Insurance Company .....	Great American Insurance Company .....	100.000	NO	American Financial Group, Inc. ....	N/A .....	0.000	NO
Great American Fidelity Insurance Company .....	Great American Insurance Company .....	100.000	NO	American Financial Group, Inc. ....	N/A .....	0.000	NO
Great American Insurance Company .....	American Financial Group, Inc. ....	100.000	NO	American Financial Group, Inc. ....	N/A .....	0.000	NO
Great American Insurance Company of New York .....	Great American Insurance Company .....	100.000	NO	American Financial Group, Inc. ....	N/A .....	0.000	NO
Great American Protection Insurance Company .....	Great American Insurance Company .....	100.000	NO	American Financial Group, Inc. ....	N/A .....	0.000	NO
Great American Risk Solutions Surplus Lines Insurance Company .....	Great American Insurance Company .....	100.000	NO	American Financial Group, Inc. ....	N/A .....	0.000	NO
Great American Security Insurance Company .....	Great American Insurance Company .....	100.000	NO	American Financial Group, Inc. ....	N/A .....	0.000	NO
Great American Spirit Insurance Company .....	Great American Insurance Company .....	100.000	NO	American Financial Group, Inc. ....	N/A .....	0.000	NO
Mid-Continent Assurance Company .....	Mid-Continent Casualty Company .....	100.000	NO	American Financial Group, Inc. ....	N/A .....	0.000	NO
Mid-Continent Casualty Company .....	Great American Holding, Inc. ....	100.000	NO	American Financial Group, Inc. ....	N/A .....	0.000	NO
Mid-Continent Excess and Surplus Insurance Company .....	Mid-Continent Casualty Company .....	100.000	NO	American Financial Group, Inc. ....	N/A .....	0.000	NO
National Interstate Insurance Company .....	National Interstate Corporation .....	100.000	NO	American Financial Group, Inc. ....	N/A .....	0.000	NO
National Interstate Insurance Company of Hawaii, Inc. ....	National Interstate Insurance Company .....	100.000	NO	American Financial Group, Inc. ....	N/A .....	0.000	NO
Oklahoma Surety Company .....	Mid-Continent Casualty Company .....	100.000	NO	American Financial Group, Inc. ....	N/A .....	0.000	NO
Republic Indemnity Company of America .....	Great American Contemporary Insurance Company .....	100.000	NO	American Financial Group, Inc. ....	N/A .....	0.000	NO
Republic Indemnity Company of California .....	Republic Indemnity Company of America .....	100.000	NO	American Financial Group, Inc. ....	N/A .....	0.000	NO
Triumpher Casualty Company .....	National Interstate Insurance Company .....	100.000	NO	American Financial Group, Inc. ....	N/A .....	0.000	NO
Vanliner Insurance Company .....	National Interstate Insurance Company .....	100.000	NO	American Financial Group, Inc. ....	N/A .....	0.000	NO

# ANNUAL STATEMENT FOR THE YEAR 2025 OF THE VANLINER INSURANCE COMPANY

## SUPPLEMENTAL EXHIBITS AND SCHEDULES INTERROGATORIES

### REQUIRED FILINGS

The following supplemental reports are required to be filed as part of your statement filing unless specifically waived by the domiciliary state. However, in the event that your domiciliary state waives the filing requirement, your response of **WAIVED** to the specific interrogatory will be accepted in lieu of filing a "NONE" report and a bar code will be printed below. If the supplement is required of your company but is not being filed for whatever reason enter **SEE EXPLANATION** and provide an explanation following the interrogatory questions.

	Responses
<b>MARCH FILING</b>	
1. Will an Actuarial Opinion be filed by March 1? .....	YES
2. Will the Supplemental Compensation Exhibit be filed with the state of domicile by March 1? .....	YES
3. Will the confidential Risk-based Capital Report be filed with the NAIC by March 1? .....	YES
4. Will the confidential Risk-based Capital Report be filed with the state of domicile, if required by March 1? .....	YES
<b>APRIL FILING</b>	
5. Will the Insurance Expense Exhibit be filed with the state of domicile and the NAIC by April 1? .....	YES
6. Will Management's Discussion and Analysis be filed by April 1? .....	YES
7. Will the Supplemental Investment Risk Interrogatories be filed by April 1? .....	YES
<b>MAY FILING</b>	
8. Will this company be included in a combined annual statement which is filed with the NAIC by May 1? .....	YES
<b>JUNE FILING</b>	
9. Will an Audited Financial Report be filed by June 1? .....	YES
10. Will Accountant's Letter of Qualifications be filed with the state of domicile and electronically with the NAIC by June 1? .....	YES

### SUPPLEMENTAL FILINGS








The following supplemental reports are required to be filed as part of your annual statement filing **if your company is engaged in the type of business covered by the supplement. However, in the event that your company does not transact the type of business for which the special report must be filed, your response of NO to the specific interrogatory will be accepted in lieu of filing a "NONE" report and a bar code will be printed below.** If the supplement is required of your company but is not being filed for whatever reason enter **SEE EXPLANATION** and provide an explanation following the interrogatory questions.

<b>MARCH FILING</b>	
11. Will Schedule SIS (Stockholder Information Supplement) be filed with the state of domicile by March 1? .....	NO
12. Will the Financial Guaranty Insurance Exhibit be filed by March 1? .....	NO
13. Will the Medicare Supplement Insurance Experience Exhibit be filed with the state of domicile and the NAIC by March 1? .....	NO
14. Will Supplement A to Schedule T (Medical Professional Liability Supplement) be filed by March 1? .....	NO
15. Will the Trusteed Surplus Statement be filed with the state of domicile and the NAIC by March 1? .....	NO
16. Will the Premiums Attributed to Protected Cells Exhibit be filed by March 1? .....	NO
17. Will the Reinsurance Summary Supplemental Filing for General Interrogatory 9 be filed with the state of domicile and the NAIC by March 1? ...	YES
18. Will the Medicare Part D Coverage Supplement be filed with the state of domicile and the NAIC by March 1? .....	NO
19. Will the confidential Actuarial Opinion Summary be filed with the state of domicile, if required, by March 15 (or the date otherwise specified)?..	YES
20. Will the Reinsurance Attestation Supplement be filed with the state of domicile and the NAIC by March 1? .....	YES
21. Will the Exceptions to the Reinsurance Attestation Supplement be filed with the state of domicile by March 1? .....	YES
22. Will the Bail Bond Supplement be filed with the state of domicile and the NAIC by March 1? .....	NO
23. Will the Director and Officer Insurance Coverage Supplement be filed with the state of domicile and the NAIC by March 1? .....	NO
24. Will an approval from the reporting entity's state of domicile for relief related to the five-year rotation requirement for lead audit partner be filed electronically with the NAIC by March 1? .....	NO
25. Will an approval from the reporting entity's state of domicile for relief related to the one-year cooling off period for independent CPA be filed electronically with the NAIC by March 1? .....	NO
26. Will an approval from the reporting entity's state of domicile for relief related to the Requirements for Audit Committees be filed electronically with the NAIC by March 1? .....	NO
27. Will the Supplemental Schedule for Reinsurance Counterparty Reporting Exception - Asbestos and Pollution Contracts be filed with the state of domicile and the NAIC by March 1? .....	NO
28. Will the Exhibit of Other Liabilities by Lines of Business be filed with the state of domicile and the NAIC by March 1? .....	YES
29. Will the Market Conduct Annual Statement (MCAS) Premium Exhibit for Year be filed with appropriate jurisdictions and with the NAIC by March 1? .....	NO
<b>APRIL FILING</b>	
30. Will the Credit Insurance Experience Exhibit be filed with the state of domicile and the NAIC by April 1? .....	NO
31. Will the Long-term Care Experience Reporting Forms be filed with the state of domicile and the NAIC by April 1? .....	NO
32. Will the Accident and Health Policy Experience Exhibit be filed by April 1? .....	YES
33. Will the Supplemental Health Care Exhibit (Parts 1 and 2) be filed with the state of domicile and the NAIC by April 1? .....	NO
34. Will the Cybersecurity Insurance Coverage Supplement be filed with the state of domicile and the NAIC by April 1? .....	NO
35. Will the Life, Health & Annuity Guaranty Association Assessable Premium Exhibit - Parts 1 and 2 be filed with the state of domicile and the NAIC by April 1? .....	NO
36. Will the Private Flood Insurance Supplement be filed with the state of domicile and the NAIC by April 1? .....	NO
37. Will the Mortgage Guaranty Insurance Exhibit be filed with the state of domicile and the NAIC by April 1? .....	NO
<b>AUGUST FILING</b>	
38. Will Management's Report of Internal Control Over Financial Reporting be filed with the state of domicile by August 1? .....	YES















**Explanations:**

11. The data for this supplement is not required to be filed.
12. The data for this supplement is not required to be filed.
13. The data for this supplement is not required to be filed.
14. The data for this supplement is not required to be filed.
15. The data for this supplement is not required to be filed.
16. The data for this supplement is not required to be filed.
18. The data for this supplement is not required to be filed.
22. The data for this supplement is not required to be filed.
23. The data for this supplement is not required to be filed.
24. The data for this supplement is not required to be filed.
25. The data for this supplement is not required to be filed.
26. The data for this supplement is not required to be filed.
27. The data for this supplement is not required to be filed.
29. The data for this supplement is not required to be filed.
30. The data for this supplement is not required to be filed.
31. The data for this supplement is not required to be filed.
33. The data for this supplement is not required to be filed.
34. The data for this supplement is not required to be filed.
35. The data for this supplement is not required to be filed.
36. The data for this supplement is not required to be filed.
37. The data for this supplement is not required to be filed.

**Bar Codes:**

11. SIS Stockholder Information Supplement [Document Identifier 420]	
12. Financial Guaranty Insurance Exhibit [Document Identifier 240]	
13. Medicare Supplement Insurance Experience Exhibit [Document Identifier 360]	
14. Supplement A to Schedule T [Document Identifier 455]	
15. Trusteed Surplus Statement [Document Identifier 490]	
16. Premiums Attributed to Protected Cells Exhibit [Document Identifier 385]	
18. Medicare Part D Coverage Supplement [Document Identifier 365]	

ANNUAL STATEMENT FOR THE YEAR 2025 OF THE VANLINER INSURANCE COMPANY  
**SUPPLEMENTAL EXHIBITS AND SCHEDULES INTERROGATORIES**

- 22. Bail Bond Supplement [Document Identifier 500] 
- 23. Director and Officer Insurance Coverage Supplement [Document Identifier 505] 
- 24. Relief from the five-year rotation requirement for lead audit partner [Document Identifier 224] 
- 25. Relief from the one-year cooling off period for independent CPA [Document Identifier 225] 
- 26. Relief from the Requirements for Audit Committees [Document Identifier 226] 
- 27. Reinsurance Counterparty Reporting Exception – Asbestos and Pollution Contracts [Document Identifier 555] 
- 29. Market Conduct Annual Statement (MCAS) Premium Exhibit [Document Identifier 600] 
- 30. Credit Insurance Experience Exhibit [Document Identifier 230] 
- 31. Long-Term Care Experience Reporting Forms [Document Identifier 306] 
- 33. Supplemental Health Care Exhibit (Parts 1 and 2) [Document Identifier 216] 
- 34. Cybersecurity Insurance Coverage Supplement [Document Identifier 550] 
- 35. Life, Health & Annuity Guaranty Association Assessable Premium Exhibit - Parts 1 and 2 [Document Identifier 290] 
- 36. Private Flood Insurance Supplement [Document Identifier 560] 
- 37. Will the Mortgage Guaranty Insurance Exhibit [Document Identifier 565] 

**NONE**





SUPPLEMENT FOR THE YEAR 2025 OF THE VANLINER INSURANCE COMPANY

**EXHIBIT OF OTHER LIABILITIES BY LINES OF BUSINESS**  
**AS REPORTED ON LINE 17 OF THE EXHIBIT OF PREMIUMS AND LOSSES**  
 (To Be Filed by March 1)

NAIC Group Code 0084

NAIC Company Code 21172

	Direct Business Only			
	Prior Year	Current Year		
	1 Written Premium	2 Written Premium	3 Losses Paid (deducting salvage)	4 Losses Unpaid (Case Base)
1. Completed operations .....	4,919,597	4,543,605	2,005,324	1,054,777
2. Errors & omissions (E&O) .....	0	0	0	0
3. Directors & officers (D&O) .....	0	0	0	0
4. Environmental liability .....	0	0	0	0
5. Excess workers' compensation .....	0	0	0	0
6. Commercial excess & umbrella .....	19,619,585	24,005,214	10,282,865	3,841,250
7. Personal umbrella .....	0	0	0	0
8. Employment liability .....	0	0	0	0
9. Aggregate write-ins for facilities & premises (CGL) .....	0	0	0	0
10. Internet & cyber liability .....	0	0	0	0
11. Aggregate write-ins for other .....	11,489,455	11,922,811	3,095,540	1,565,379
12. Total ASL 17 - other liability (sum of lines 1 through 11)	36,028,637	40,471,630	15,383,728	6,461,406
<b>DETAILS OF WRITE-INS</b>				
0901. ....				
0902. ....				
0903. ....				
0998. Summary of remaining write-ins for Line 9 from overflow page .....	0	0	0	0
0999. Totals (Lines 0901 through 0903 plus 0998)(Line 9 above)	0	0	0	0
1101. (COV A) WAREHOUSEMAN'S LEGAL LIABILITY .....	5,870,766	5,989,047	1,903,839	1,090,958
1102. (COV B) CARRIER'S LEGAL LIABILITY .....	5,159,180	5,438,804	1,191,701	474,421
1103. (VALPAP) VALUABLE PAPERS .....	15,495	22,056	0	0
1198. Summary of remaining write-ins for Line 11 from overflow page .....	444,014	472,904	0	0
1199. Totals (Lines 1101 through 1103 plus 1198)(Line 11 above)	11,489,455	11,922,811	3,095,540	1,565,379

SUPPLEMENT FOR THE YEAR 2025 OF THE VANLINER INSURANCE COMPANY  
**OVERFLOW PAGE FOR WRITE-INS**

Additional Write-ins for Exhibit of Other Liabilities by Lines of Business Line 11

	Direct Business Only			
	Prior Year	Current Year		
	1 Written Premium	2 Written Premium	3 Losses Paid (deducting salvage)	4 Losses Unpaid (Case Base)
1104. ADDITIONAL INSURED .....	241,120	259,550	0	0
1105. CERTIFIED ACTS OF TERRORISM COVERAGE .....	16,640	17,303	0	0
1106. GENERAL LIABILITY MISCELLANEOUS .....	5,845	15,108	0	0
1107. MINIMUM PREMIUM .....	13,155	6,967	0	0
1108. ONE TIME CHARGE .....	167,104	173,976	0	0
1109. OWNERS/CONTRACTORS PROTECTIVE .....	0	0	0	0
1110. POLLUTION LIABILITY .....	0	0	0	0
1111. VENDORS ADDITIONAL INSURED .....	150	0	0	0
1197. Summary of remaining write-ins for Line 11 from overflow page	444,014	472,904	0	0