



PROPERTY AND CASUALTY COMPANIES - ASSOCIATION EDITION

ANNUAL STATEMENT

FOR THE YEAR ENDED DECEMBER 31, 2025
OF THE CONDITION AND AFFAIRS OF THE

The Celina Mutual Insurance Company

NAIC Group Code 0035 0035 NAIC Company Code 20176 Employer's ID Number 34-4202015
(Current) (Prior)

Organized under the Laws of Ohio, State of Domicile or Port of Entry OH
Country of Domicile United States of America

Incorporated/Organized 11/12/1919 Commenced Business 02/23/1920

Statutory Home Office 1 Insurance Square, Celina, OH, US 45822-1690
(Street and Number) (City or Town, State, Country and Zip Code)

Main Administrative Office 1 Insurance Square
(Street and Number)
Celina, OH, US 45822-1690 419-586-5181
(City or Town, State, Country and Zip Code) (Area Code) (Telephone Number)

Mail Address 1 Insurance Square, Celina, OH, US 45822-1690
(Street and Number or P.O. Box) (City or Town, State, Country and Zip Code)

Primary Location of Books and Records 1 Insurance Square
(Street and Number)
Celina, OH, US 45822-1690 419-586-5181-7137
(City or Town, State, Country and Zip Code) (Area Code) (Telephone Number)

Internet Website Address www.celinainsurance.com

Statutory Statement Contact Suzanne Lynn Wells, 419-586-5181-7137
(Name) (Area Code) (Telephone Number)
suzanne.wells@celinainsurance.com 419-586-6068
(E-mail Address) (FAX Number)

OFFICERS

President William West Montgomery Treasurer Suzanne Lynn Wells
Secretary Scott William Montgomery

OTHER

Robert Mark Shoenfelt, Sr. VP - CIO Theodore Joseph Wissman, Sr. VP - COO Trisha Michelle Harlamert, VP - Underwriting

DIRECTORS OR TRUSTEES

William West Montgomery - Chairman Philip Marion Fullenkamp Nancy Montgomery Goldberg - Vice Chairman
David Thomas Mellin John Michael Lazarich John Richard Gregg

State of Ohio SS
County of Mercer

The officers of this reporting entity being duly sworn, each depose and say that they are the described officers of said reporting entity, and that on the reporting period stated above, all of the herein described assets were the absolute property of the said reporting entity, free and clear from any liens or claims thereon, except as herein stated, and that this statement, together with related exhibits, schedules and explanations therein contained, annexed or referred to, is a full and true statement of all the assets and liabilities and of the condition and affairs of the said reporting entity as of the reporting period stated above, and of its income and deductions therefrom for the period ended, and have been completed in accordance with the NAIC Annual Statement Instructions and Accounting Practices and Procedures manual except to the extent that: (1) state law may differ; or, (2) that state rules or regulations require differences in reporting not related to accounting practices and procedures, according to the best of their information, knowledge and belief, respectively. Furthermore, the scope of this attestation by the described officers also includes the related corresponding electronic filing with the NAIC, when required, that is an exact copy (except for formatting differences due to electronic filing) of the enclosed statement. The electronic filing may be requested by various regulators in lieu of or in addition to the enclosed statement.

William West Montgomery Scott William Montgomery Suzanne Lynn Wells
Chairman, President, CEO and General Manager Secretary Sr. VP - CFO and Treasurer

Subscribed and sworn to before me this _____ day of _____ February 2026
a. Is this an original filing? Yes [X] No []
b. If no,
1. State the amendment number.....
2. Date filed
3. Number of pages attached.....

Kristi Huelsman
Executive Assistant
April 5, 2026



ANNUAL STATEMENT FOR THE YEAR 2025 OF THE CELINA MUTUAL INSURANCE COMPANY

EXHIBIT OF PREMIUMS AND LOSSES (Statutory Page 14)

NAIC Group Code 0035

BUSINESS IN THE STATE OF Illinois

DURING THE YEAR 2025

NAIC Company Code 20176

Table with 12 columns: Line of Business, Direct Premiums Written, Direct Premiums Earned, Dividends Paid or Credited to Policyholders on Direct Business, Direct Unearned Premium Reserves, Direct Losses Paid (deducting salvage), Direct Losses Incurred, Direct Losses Unpaid, Direct Defense and Cost Containment Expense Paid, Direct Defense and Cost Containment Expense Incurred, Direct Defense and Cost Containment Expense Unpaid, Commissions and Brokerage Expenses, Taxes, Licenses and Fees. Rows include various insurance categories like Fire, Multiple peril crop, Federal flood, etc., ending with a Total (a) row.

(a) Finance and service charges not included in Lines 1 to 35 \$
(b) For health business on indicated lines report: Number of persons insured under PPO managed care products and number of persons insured under indemnity only products

19.1L



ANNUAL STATEMENT FOR THE YEAR 2025 OF THE CELINA MUTUAL INSURANCE COMPANY
EXHIBIT OF PREMIUMS AND LOSSES (Statutory Page 14)

NAIC Group Code 0035

BUSINESS IN THE STATE OF Indiana

DURING THE YEAR 2025

NAIC Company Code 20176

Line of Business	Gross Premiums, Including Policy and Membership Fees, Less Return Premiums and Premiums on Policies not Taken		3 Dividends Paid or Credited to Policyholders on Direct Business	4 Direct Unearned Premium Reserves	5 Direct Losses Paid (deducting salvage)	6 Direct Losses Incurred	7 Direct Losses Unpaid	8 Direct Defense and Cost Containment Expense Paid	9 Direct Defense and Cost Containment Expense Incurred	10 Direct Defense and Cost Containment Expense Unpaid	11 Commissions and Brokerage Expenses	12 Taxes, Licenses and Fees
	1 Direct Premiums Written	2 Direct Premiums Earned										
1. Fire	1,426,796	1,441,968		717,491	(25,194)	(70,301)	(7,859)	6,427	5,704	203	292,003	20,652
2.1 Allied lines	1,634,845	1,464,742		786,147	1,689,954	2,059,241	738,738	10,946	11,333	2,822	342,568	23,664
2.2 Multiple peril crop												
2.3 Federal flood												
2.4 Private crop												
2.5 Private flood												
3. Farmowners multiple peril	8,584,669	8,189,568		4,211,473	4,401,461	4,830,622	1,792,247	46,063	169,631	318,606	1,423,077	124,257
4. Homeowners multiple peril	11,219,973	9,944,176		5,860,382	5,486,958	4,979,583	2,180,270	22,291	106,782	351,787	1,743,581	162,402
5.1 Commercial multiple peril (non-liability portion)	5,956,537	5,819,143		2,756,360	3,548,126	3,141,125	1,685,125	47,960	65,135	108,496	950,477	86,217
5.2 Commercial multiple peril (liability portion)	4,002,492	3,981,077		1,734,534	1,014,383	1,443,148	2,002,306	362,767	360,539	162,435	642,392	57,934
6. Mortgage guaranty												
8. Ocean marine												
9.1 Inland marine	1,227,097	1,160,922		561,646	332,994	390,740	70,195				239,565	17,762
9.2 Pet insurance plans												
10. Financial guaranty												
11.1 Medical professional liability - occurrence												
11.2 Medical professional liability - claims-made												
12. Earthquake	550,512	474,044		288,364							90,897	7,968
13.1 Comprehensive (hospital and medical) ind (b)												
13.2 Comprehensive (hospital and medical) group (b)												
14. Credit A&H (group and Individual)												
15.1 Vision only (b)												
15.2 Dental only (b)												
15.3 Disability income (b)												
15.4 Medicare supplement (b)												
15.5 Medicaid Title XIX (b)												
15.6 Medicare Title XVIII (b)												
15.7 Long-term care (b)												
15.8 Federal employees health benefits plan (b)												
15.9 Other health (b)												
16. Workers' compensation	2,954,517	2,917,397		1,214,112	1,787,540	2,627,128	2,789,323	307,576	421,677	662,235	264,231	42,765
17.1 Other liability - occurrence	2,175,332	2,055,446		1,034,488	113,954	282,882	1,198,278	70,841	142,946	260,479	281,692	31,487
17.2 Other liability - claims-Made												
17.3 Excess workers' compensation												
18.1 Products liability - occurrence	171,404	176,692		73,971	1,100	(1,025)	29,600		1,477	9,075	19,736	2,481
18.2 Products liability - claims-made												
19.1 Private passenger auto no-fault (personal injury protection)												
19.2 Other private passenger auto liability	4,987,336	4,996,655		2,429,894	3,280,942	3,453,241	3,478,132	116,471	212,369	440,327	649,883	72,188
19.3 Commercial auto no-fault (personal injury protection)												
19.4 Other commercial auto liability	4,210,656	4,154,626		1,900,884	1,322,138	3,023,358	3,893,573	122,511	263,338	356,569	676,105	60,947
21.1 Private passenger auto physical damage	5,748,610	5,969,821		2,679,696	2,902,766	2,612,590	83,046	2,077	7,132	5,534	756,256	83,207
21.2 Commercial auto physical damage	3,009,737	2,778,943		1,414,881	1,170,999	1,035,390	91,085	4,201	4,438	1,099	485,584	43,564
22. Aircraft (all perils)												
23. Fidelity												
24. Surety												
26. Burglary and theft	15,733	14,540		7,147							2,531	228
27. Boiler and machinery												
28. Credit												
29. International												
30. Warranty												
31. Reins nonproportional assumed property	XXX	XXX	XXX	XXX	XXX	XXX	XXX	XXX	XXX	XXX	XXX	XXX
32. Reins nonproportional assumed liability	XXX	XXX	XXX	XXX	XXX	XXX	XXX	XXX	XXX	XXX	XXX	XXX
33. Reins nonproportional assumed financial lines	XXX	XXX	XXX	XXX	XXX	XXX	XXX	XXX	XXX	XXX	XXX	XXX
34. Aggregate write-ins for other lines of business												
35. Total (a)	57,876,246	55,539,760		27,671,470	27,028,121	29,807,722	20,024,059	1,120,131	1,772,501	2,679,667	8,860,578	837,723
DETAILS OF WRITE-INS												
3401.												
3402.												
3403.												
3498. Summary of remaining write-ins for Line 34 from overflow page												
3499. Totals (Lines 3401 through 3403 plus 3498)(Line 34 above)												

(a) Finance and service charges not included in Lines 1 to 35 \$ 124,525

(b) For health business on indicated lines report: Number of persons insured under PPO managed care products and number of persons insured under indemnity only products

19.IN



ANNUAL STATEMENT FOR THE YEAR 2025 OF THE CELINA MUTUAL INSURANCE COMPANY
EXHIBIT OF PREMIUMS AND LOSSES (Statutory Page 14)

NAIC Group Code 0035

BUSINESS IN THE STATE OF Iowa

DURING THE YEAR 2025

NAIC Company Code 20176

Line of Business	Gross Premiums, Including Policy and Membership Fees, Less Return Premiums and Premiums on Policies not Taken		3 Dividends Paid or Credited to Policyholders on Direct Business	4 Direct Unearned Premium Reserves	5 Direct Losses Paid (deducting salvage)	6 Direct Losses Incurred	7 Direct Losses Unpaid	8 Direct Defense and Cost Containment Expense Paid	9 Direct Defense and Cost Containment Expense Incurred	10 Direct Defense and Cost Containment Expense Unpaid	11 Commissions and Brokerage Expenses	12 Taxes, Licenses and Fees
	1 Direct Premiums Written	2 Direct Premiums Earned										
1. Fire						(462)						
2.1 Allied lines						.678						
2.2 Multiple peril crop												
2.3 Federal flood												
2.4 Private crop												
2.5 Private flood												
3. Farmowners multiple peril						(12,036)	9,001		(12,025)		5,562	
4. Homeowners multiple peril					151,833	(128,311)	33,756	21,210	(17,050)		11,170	
5.1 Commercial multiple peril (non-liability portion)					374,608	376,314	60,479	.917	2,139		28,465	
5.2 Commercial multiple peril (liability portion)					55,000	(17,500)	12,500	25,715	17,947		2,040	
6. Mortgage guaranty												
8. Ocean marine												
9.1 Inland marine												
9.2 Pet insurance plans												
10. Financial guaranty												
11.1 Medical professional liability - occurrence												
11.2 Medical professional liability - claims-made												
12. Earthquake												
13.1 Comprehensive (hospital and medical) ind (b)												
13.2 Comprehensive (hospital and medical) group (b)												
14. Credit A&H (group and Individual)												
15.1 Vision only (b)												
15.2 Dental only (b)												
15.3 Disability income (b)												
15.4 Medicare supplement (b)												
15.5 Medicaid Title XIX (b)												
15.6 Medicare Title XVIII (b)												
15.7 Long-term care (b)												
15.8 Federal employees health benefits plan (b)												
15.9 Other health (b)												
16. Workers' compensation					4,324	(22,805)	43,364	761	(7,247)		10,596	
17.1 Other liability - occurrence						(157,350)	145,925	1,225	(9,354)		36,363	
17.2 Other liability - claims-Made												
17.3 Excess workers' compensation												
18.1 Products liability - occurrence						(1,150)	800		120		463	
18.2 Products liability - claims-made												
19.1 Private passenger auto no-fault (personal injury protection)												
19.2 Other private passenger auto liability												
19.3 Commercial auto no-fault (personal injury protection)												
19.4 Other commercial auto liability					30,257	551,334	1,103,662	26,526	31,415		39,219	
21.1 Private passenger auto physical damage												
21.2 Commercial auto physical damage					(9,687)	(6,553)	(8,456)		(1)			
22. Aircraft (all perils)												
23. Fidelity												
24. Surety												
26. Burglary and theft												
27. Boiler and machinery												
28. Credit												
29. International												
30. Warranty												
31. Reins nonproportional assumed property	XXX	XXX	XXX	XXX	XXX	XXX	XXX	XXX	XXX	XXX	XXX	XXX
32. Reins nonproportional assumed liability	XXX	XXX	XXX	XXX	XXX	XXX	XXX	XXX	XXX	XXX	XXX	XXX
33. Reins nonproportional assumed financial lines	XXX	XXX	XXX	XXX	XXX	XXX	XXX	XXX	XXX	XXX	XXX	XXX
34. Aggregate write-ins for other lines of business												
35. Total (a)					606,335	582,159	1,401,031	76,354	5,944	133,878		
DETAILS OF WRITE-INS												
3401.												
3402.												
3403.												
3498. Summary of remaining write-ins for Line 34 from overflow page												
3499. Totals (Lines 3401 through 3403 plus 3498)(Line 34 above)												

(a) Finance and service charges not included in Lines 1 to 35 \$

(b) For health business on indicated lines report: Number of persons insured under PPO managed care products and number of persons insured under indemnity only products

191A



ANNUAL STATEMENT FOR THE YEAR 2025 OF THE CELINA MUTUAL INSURANCE COMPANY

EXHIBIT OF PREMIUMS AND LOSSES (Statutory Page 14)

NAIC Group Code 0035

BUSINESS IN THE STATE OF Kentucky

DURING THE YEAR 2025

NAIC Company Code 20176

Table with 12 columns: Line of Business, Direct Premiums Written, Direct Premiums Earned, Dividends Paid or Credited to Policyholders on Direct Business, Direct Unearned Premium Reserves, Direct Losses Paid (deducting salvage), Direct Losses Incurred, Direct Losses Unpaid, Direct Defense and Cost Containment Expense Paid, Direct Defense and Cost Containment Expense Incurred, Direct Defense and Cost Containment Expense Unpaid, Commissions and Brokerage Expenses, Taxes, Licenses and Fees. Rows include various insurance categories like Fire, Auto, Life, etc., and a total row at the bottom.

(a) Finance and service charges not included in Lines 1 to 35 \$ 13,092

(b) For health business on indicated lines report: Number of persons insured under PPO managed care products and number of persons insured under indemnity only products

19 KY



ANNUAL STATEMENT FOR THE YEAR 2025 OF THE CELINA MUTUAL INSURANCE COMPANY

EXHIBIT OF PREMIUMS AND LOSSES (Statutory Page 14)

NAIC Group Code 0035

BUSINESS IN THE STATE OF Michigan

DURING THE YEAR 2025

NAIC Company Code 20176

Table with 12 columns: Line of Business, Direct Premiums Written, Direct Premiums Earned, Dividends Paid or Credited to Policyholders on Direct Business, Direct Unearned Premium Reserves, Direct Losses Paid (deducting salvage), Direct Losses Incurred, Direct Losses Unpaid, Direct Defense and Cost Containment Expense Paid, Direct Defense and Cost Containment Expense Incurred, Direct Defense and Cost Containment Expense Unpaid, Commissions and Brokerage Expenses, Taxes, Licenses and Fees. Rows include various insurance categories like Fire, Auto, Life, and a Total (a) row.

(a) Finance and service charges not included in Lines 1 to 35 \$
(b) For health business on indicated lines report: Number of persons insured under PPO managed care products and number of persons insured under indemnity only products

19.MI



ANNUAL STATEMENT FOR THE YEAR 2025 OF THE CELINA MUTUAL INSURANCE COMPANY
EXHIBIT OF PREMIUMS AND LOSSES (Statutory Page 14)

NAIC Group Code 0035

BUSINESS IN THE STATE OF Ohio

DURING THE YEAR 2025

NAIC Company Code 20176

Line of Business	Gross Premiums, Including Policy and Membership Fees, Less Return Premiums and Premiums on Policies not Taken		3 Dividends Paid or Credited to Policyholders on Direct Business	4 Direct Unearned Premium Reserves	5 Direct Losses Paid (deducting salvage)	6 Direct Losses Incurred	7 Direct Losses Unpaid	8 Direct Defense and Cost Containment Expense Paid	9 Direct Defense and Cost Containment Expense Incurred	10 Direct Defense and Cost Containment Expense Unpaid	11 Commissions and Brokerage Expenses	12 Taxes, Licenses and Fees
	1 Direct Premiums Written	2 Direct Premiums Earned										
1. Fire	2,368,916	2,158,450		1,148,168	124,565	23,404	15,385	3,242	351	181	502,885	53,403
2.1 Allied lines	2,457,695	2,341,710		1,187,799	1,378,223	1,523,437	336,445	8,556	8,372	1,322	529,150	36,943
2.2 Multiple peril crop												
2.3 Federal flood												
2.4 Private crop												
2.5 Private flood												
3. Farmowners multiple peril	14,948,651	13,632,078		7,321,558	5,435,898	4,613,287	1,535,541	86,018	17,422	321,054	2,521,763	264,000
4. Homeowners multiple peril	10,818,152	9,505,231		5,742,204	3,008,267	2,747,037	1,288,979	78,103	130,739	208,535	1,727,401	195,119
5.1 Commercial multiple peril (non-liability portion)	7,694,127	7,392,389		3,853,607	1,896,134	2,938,706	2,520,448	34,902	96,084	171,863	1,311,252	144,552
5.2 Commercial multiple peril (liability portion)	3,291,336	3,097,611		1,545,029	1,466,831	1,460,486	989,878	218,858	192,026	104,144	562,216	49,474
6. Mortgage guaranty												
8. Ocean marine												
9.1 Inland marine	1,945,533	1,848,539		908,883	169,517	330,249	161,607	300	300		400,088	30,706
9.2 Pet insurance plans												
10. Financial guaranty												
11.1 Medical professional liability - occurrence												
11.2 Medical professional liability - claims-made												
12. Earthquake	173,453	165,406		89,122							30,076	2,738
13.1 Comprehensive (hospital and medical) ind (b)												
13.2 Comprehensive (hospital and medical) group (b)												
14. Credit A&H (group and Individual)												
15.1 Vision only (b)												
15.2 Dental only (b)												
15.3 Disability income (b)												
15.4 Medicare supplement (b)												
15.5 Medicaid Title XIX (b)												
15.6 Medicare Title XVIII (b)												
15.7 Long-term care (b)												
15.8 Federal employees health benefits plan (b)												
15.9 Other health (b)												
16. Workers' compensation												
17.1 Other liability - occurrence	2,861,934	2,671,646		1,291,701	122,963	68,962	725,350	120,911	146,243	168,041	382,859	43,019
17.2 Other liability - claims-Made												
17.3 Excess workers' compensation												
18.1 Products liability - occurrence	197,048	199,655		79,711	1,908	(28,843)	85,275	340	(7,819)	23,503	33,553	2,962
18.2 Products liability - claims-made												
19.1 Private passenger auto no-fault (personal injury protection)					(10,000)	(10,000)						
19.2 Other private passenger auto liability	2,731,868	2,807,000		1,323,891	1,280,264	1,704,557	2,090,270	64,456	151,022	252,081	361,027	41,064
19.3 Commercial auto no-fault (personal injury protection)												
19.4 Other commercial auto liability	6,507,449	6,008,769		2,996,297	2,630,379	3,428,268	4,270,141	180,348	263,353	418,879	1,103,327	97,817
21.1 Private passenger auto physical damage	3,338,670	3,541,398		1,611,708	1,753,112	1,558,454	(30,680)		2,738	2,951	445,678	51,189
21.2 Commercial auto physical damage	5,798,480	5,164,392		2,697,119	2,160,734	2,121,418	209,769	11,317	12,766	2,529	987,342	88,903
22. Aircraft (all perils)												
23. Fidelity												
24. Surety												
26. Burglary and theft	24,653	23,980		10,783							4,220	371
27. Boiler and machinery												
28. Credit												
29. International												
30. Warranty												
31. Reins nonproportional assumed property	XXX	XXX	XXX	XXX	XXX	XXX	XXX	XXX	XXX	XXX	XXX	XXX
32. Reins nonproportional assumed liability	XXX	XXX	XXX	XXX	XXX	XXX	XXX	XXX	XXX	XXX	XXX	XXX
33. Reins nonproportional assumed financial lines	XXX	XXX	XXX	XXX	XXX	XXX	XXX	XXX	XXX	XXX	XXX	XXX
34. Aggregate write-ins for other lines of business												
35. Total (a)	65,157,965	60,558,254		31,807,580	21,418,795	22,479,422	14,198,408	807,351	1,013,597	1,675,082	10,902,837	1,102,260
DETAILS OF WRITE-INS												
3401.												
3402.												
3403.												
3498. Summary of remaining write-ins for Line 34 from overflow page												
3499. Totals (Lines 3401 through 3403 plus 3498)(Line 34 above)												

(a) Finance and service charges not included in Lines 1 to 35 \$ 132,982

(b) For health business on indicated lines report: Number of persons insured under PPO managed care products and number of persons insured under indemnity only products

19 OH



ANNUAL STATEMENT FOR THE YEAR 2025 OF THE CELINA MUTUAL INSURANCE COMPANY

EXHIBIT OF PREMIUMS AND LOSSES (Statutory Page 14)

NAIC Group Code 0035

BUSINESS IN THE STATE OF Pennsylvania

DURING THE YEAR 2025

NAIC Company Code 20176

Table with 12 columns: Line of Business, Direct Premiums Written, Direct Premiums Earned, Dividends Paid or Credited to Policyholders on Direct Business, Direct Unearned Premium Reserves, Direct Losses Paid (deducting salvage), Direct Losses Incurred, Direct Losses Unpaid, Direct Defense and Cost Containment Expense Paid, Direct Defense and Cost Containment Expense Incurred, Direct Defense and Cost Containment Expense Unpaid, Commissions and Brokerage Expenses, Taxes, Licenses and Fees. Rows include various insurance categories like Fire, Auto, Life, and Total (a).

(a) Finance and service charges not included in Lines 1 to 35 \$
(b) For health business on indicated lines report: Number of persons insured under PPO managed care products and number of persons insured under indemnity only products

19.PA



ANNUAL STATEMENT FOR THE YEAR 2025 OF THE CELINA MUTUAL INSURANCE COMPANY

EXHIBIT OF PREMIUMS AND LOSSES (Statutory Page 14)

NAIC Group Code 0035

BUSINESS IN THE STATE OF Tennessee

DURING THE YEAR 2025

NAIC Company Code 20176

Table with 12 columns: Line of Business, Direct Premiums Written, Direct Premiums Earned, Dividends Paid or Credited to Policyholders on Direct Business, Direct Unearned Premium Reserves, Direct Losses Paid (deducting salvage), Direct Losses Incurred, Direct Losses Unpaid, Direct Defense and Cost Containment Expense Paid, Direct Defense and Cost Containment Expense Incurred, Direct Defense and Cost Containment Expense Unpaid, Commissions and Brokerage Expenses, Taxes, Licenses and Fees. Rows include various insurance categories like Fire, Auto, Life, etc., and a total row.

(a) Finance and service charges not included in Lines 1 to 35 \$ 55,452
(b) For health business on indicated lines report: Number of persons insured under PPO managed care products and number of persons insured under indemnity only products

19.TN



ANNUAL STATEMENT FOR THE YEAR 2025 OF THE CELINA MUTUAL INSURANCE COMPANY

EXHIBIT OF PREMIUMS AND LOSSES (Statutory Page 14)

NAIC Group Code 0035

BUSINESS IN THE STATE OF West Virginia

DURING THE YEAR 2025

NAIC Company Code 20176

Table with 12 columns: Line of Business, Direct Premiums Written, Direct Premiums Earned, Dividends Paid or Credited to Policyholders on Direct Business, Direct Unearned Premium Reserves, Direct Losses Paid (deducting salvage), Direct Losses Incurred, Direct Losses Unpaid, Direct Defense and Cost Containment Expense Paid, Direct Defense and Cost Containment Expense Incurred, Direct Defense and Cost Containment Expense Unpaid, Commissions and Brokerage Expenses, Taxes, Licenses and Fees. Rows include various insurance categories like Fire, Multiple peril crop, Commercial multiple peril, etc., ending with a Total (a) row.

(a) Finance and service charges not included in Lines 1 to 35 \$ 11,906

(b) For health business on indicated lines report: Number of persons insured under PPO managed care products and number of persons insured under indemnity only products

191WV



ANNUAL STATEMENT FOR THE YEAR 2025 OF THE CELINA MUTUAL INSURANCE COMPANY

EXHIBIT OF PREMIUMS AND LOSSES (Statutory Page 14)

NAIC Group Code 0035

BUSINESS IN THE STATE OF Grand Total

DURING THE YEAR 2025

NAIC Company Code 20176

Table with columns: Line of Business, Gross Premiums (Direct Written, Direct Earned), Dividends Paid, Direct Unearned Premium Reserves, Direct Losses Paid, Direct Losses Incurred, Direct Losses Unpaid, Direct Defense and Cost Containment Expense Paid/Incurred, and Commissions and Brokerage Expenses/Taxes, Licenses and Fees.

(a) Finance and service charges not included in Lines 1 to 35 \$ 337,957

(b) For health business on indicated lines report: Number of persons insured under PPO managed care products and number of persons insured under indemnity only products

19GT

ANNUAL STATEMENT FOR THE YEAR 2025 OF THE CELINA MUTUAL INSURANCE COMPANY

SCHEDULE F - PART 1

Assumed Reinsurance as of December 31, Current Year (\$000 Omitted)

1 ID Number	2 NAIC Company Code	3 Name of Reinsured	4 Domiciliary Jurisdiction	5 Assumed Premium	Reinsurance On		8 Cols. 6 + 7	9 Contingent Commissions Payable	10 Assumed Premiums Receivable	11 Unearned Premium	12 Funds Held By or Deposited With Reinsured Companies	13 Letters of Credit Posted	14 Amount of Assets Pledged or Compensating Balances to Secure Letters of Credit	15 Amount of Assets Pledged or Collateral Held in Trust
					6 Paid Losses and Loss Adjustment Expenses	7 Known Case Losses and LAE								
34-4312510	.20184	NATIONAL MUT IN CO	OH	72,348	2,781	10,434	13,215	1,467	5,376	37,601				
0199999		Affiliates - U.S. intercompany pooling		72,348	2,781	10,434	13,215	1,467	5,376	37,601				
55-0189700	.15431	WEST VIRGINIA FARMERS MUT INS ASSOC	WV	1,976		602	602		231					
0399999		Affiliates - U.S. non-pool - other		1,976		602	602		231					
0499999		Total - U.S. non-pool		1,976		602	602		231					
0799999		Total - other (non-U.S.)												
0899999		Total - affiliates		74,324	2,781	11,036	13,818	1,467	5,606	37,601				
AA-9991414	.00000	INDIANA WORKERS COMP	IN	141		202	202			46				
AA-9991422	.00000	MICHIGAN WORKERS COMP	MI			48	48							
AA-9992118	.00000	NATIONAL WORKERS COMP REINS POOL	NY	8		176	176			2				
AA-9991144	.00000	PENNSYLVANIA COMMERCIAL AUTO INS PROCEDURE	PA			2	2							
AA-9991156	.00000	WEST VIRGINIA COMMERCIAL AUTO INS PROCEDURE	WV	2		3	4			1				
AA-9991120	.00000	KENTUCKY COMMERCIAL AUTO INS PROCEDURE	KY	227	349	524	873		1	91				
AA-9991150	.00000	TENNESSEE COMMERCIAL AUTO INS PROCEDURE	TN			3	3		7					
AA-9991118	.00000	IOWA COMMERCIAL AUTO INS PROCEDURE	IA			(19)	(19)							
AA-9991117	.00000	INDIANA COMMERCIAL AUTO INS PROCEDURE	IN			(35)	(35)							
AA-9991141	.00000	OHIO COMMERCIAL AUTO INS PROCEDURE	OH			(293)	(293)							
1099999		Total pools, associations or other similar facilities - mandatory pools		378	5	955	960		8	140				
1299999		Total - pools and associations		378	5	955	960		8	140				
9999999		Totals		74,702	2,786	11,992	14,778	1,467	5,614	37,741				

SCHEDULE F - PART 2

Premium Portfolio Reinsurance Effected or (Canceled) during Current Year

1 ID Number	2 NAIC Com- pany Code	3 Name of Company	4 Date of Contract	5 Original Premium	6 Reinsurance Premium
NONE					

ANNUAL STATEMENT FOR THE YEAR 2025 OF THE CELINA MUTUAL INSURANCE COMPANY

SCHEDULE F - PART 3

Ceded Reinsurance as of December 31, Current Year (\$000 Omitted)

1 ID Number	2 NAIC Company Code	3 Name of Reinsurer	4 Domiciliary Jurisdiction	5 Special Code	6 Reinsurance Premiums Ceded	Reinsurance Recoverable On									16 Amount in Dispute included in Column 15	Reinsurance Payable		19 Net Amount Recoverable From Reinsurers Cols. 15 - [17 + 18]	20 Funds Held by Company Under Reinsurance	
						7 Paid Losses	8 Paid LAE	9 Known Case Loss Reserves	10 Known Case LAE Reserves	11 IBNR Loss Reserves	12 IBNR LAE Reserves	13 Unearned Premiums	14 Contingent Commis- sions	15 Columns 7 through 14 Totals		17 Ceded Balances Payable	18 Other Amounts Due to Reinsurers			
34-4312510	20184	NATIONAL MUT INS CO	OH		170,409	4,975	255	23,365		18,775	7,626	81,943	3,164	140,104		12,370	80,240	47,494		
0199999. Total authorized - affiliates - U.S. intercompany pooling					170,409	4,975	255	23,365		18,775	7,626	81,943	3,164	140,104		12,370	80,240	47,494		
0499999. Total authorized - affiliates - U.S. non-pool																				
0799999. Total authorized - affiliates - other (non-U.S.)																				
0899999. Total authorized - affiliates					170,409	4,975	255	23,365		18,775	7,626	81,943	3,164	140,104		12,370	80,240	47,494		
36-2661954	10103	AMERICAN AGRICULTURAL INS CO	IN			55		338		200	72			665				665		
06-1430254	10348	ARCH REINS CO	DE		322									18		75		(57)		
47-0574325	32603	BERKLEY INS CO	DE		577	17		126				279		422	36			385		
42-0234980	21415	EMPLOYERS MUT CAS CO	IA			40		80		4	2			125	12			113		
35-2293075	11551	ENDURANCE ASSUR CORP	DE					48						49				49		
05-0316605	21482	FACTORY MUT INS CO (Mutual Boiler)	RI		1,594	175		151				778	33	1,136	277			860		
42-0245840	13897	FARMERS MUT HAIL INS CO OF IA	IA			30		46		2	1			79				79		
13-2673100	22039	GENERAL REINS CORP	DE		22									18		11		7		
06-0384680	11452	HARTFORD STEAM BOIL INSPEC & INS CO	CT		948			65					103	602	50			551		
13-4924125	10227	MUNICH REINS AMER INC	DE		483									56	104			(47)		
13-3031176	38636	PARTNER REINS CO OF THE US	NY			12		67		1	1			80				80		
23-1641984	10219	QBE REINS CORP	PA																	
52-1952955	10357	RENAISSANCE REINS US INC	MD			56		88		4	1			150				150		
13-1675535	25364	SWISS REINS AMER CORP	NY			118		706		447	156			1,428				1,428		
13-2918573	42439	TOA RE INS CO OF AMER	DE					39						39				39		
13-5616275	19453	TRANSATLANTIC REINS CO	NY			164		488		409	138			1,199				1,199		
42-0644327	13021	UNITED FIRE & CAS CO	IA			275		947		768	267			2,257				2,257		
0999999. Total authorized - other U.S. unaffiliated insurers					3,946	942		3,189		1,835	639	1,583	135	8,323		565		7,757		
AA-9991501	00000	INDIANA MINE SUBSIDENCE FUND	IN			12														
AA-9991502	00000	KENTUCKY MINE SUBSIDENCE FUND	KY			4														
AA-9991503	00000	OHIO MINE SUBSIDENCE FUND	OH			2														
AA-9991506	00000	WEST VIRGINIA MINE SUBSIDENCE FUND	WV			42														
1099999. Total authorized - pools - mandatory pools					59															
AA-1127414	00000	LLOYD'S SYNDICATE NUMBER 1414	GBR		288											75		(75)		
1299999. Total authorized - other non-U.S. insurers					288											75		(75)		
1499999. Total authorized excluding Protected Cells (Sum of 0899999, 0999999, 1099999, 1199999 and 1299999)					174,701	5,917	255	26,553		20,610	8,265	83,526	3,300	148,427		13,011	80,240	55,176		
1899999. Total unauthorized - affiliates - U.S. non-pool																				
2199999. Total unauthorized - affiliates - other (non-U.S.)																				
2299999. Total unauthorized - affiliates																				
AA-1560350	00000	FARM MUT REINS PLAN LTD	CAN																	
AA-1340125	00000	HANNOVER RUECK SE	DEU			190		1,285		818	286			2,579				2,579		
2699999. Total unauthorized - other non-U.S. insurers						190		1,285		818	286			2,579					2,579	
2899999. Total unauthorized excluding Protected Cells (Sum of 2299999, 2399999, 2499999, 2599999 and 2699999)						190		1,285		818	286			2,579					2,579	
3299999. Total certified - affiliates - U.S. non-pool																				
3599999. Total certified - affiliates - other (non-U.S.)																				
3699999. Total certified - affiliates																				
4299999. Total certified excluding Protected Cells (Sum of 3699999, 3799999, 3899999, 3999999 and 4099999)																				
4699999. Total reciprocal jurisdiction - affiliates - U.S. non-pool																				
RJ-1460019	00000	MS AMLIN AG	CHE			17		422		320	116			876				876		
4899999. Total reciprocal jurisdiction - affiliates - other (non-U.S.) - other						17		422		320	116			876					876	
4999999. Total reciprocal jurisdiction - affiliates - other (non-U.S.)						17		422		320	116			876					876	

ANNUAL STATEMENT FOR THE YEAR 2025 OF THE CELINA MUTUAL INSURANCE COMPANY

SCHEDULE F - PART 3

Ceded Reinsurance as of December 31, Current Year (\$000 Omitted)

1 ID Number	2 NAIC Com- pany Code	3 Name of Reinsurer	4 Domiciliary Jurisdiction	5 Special Code	6 Reinsurance Premiums Ceded	Reinsurance Recoverable On								16 Amount in Dispute included in Column 15	Reinsurance Payable		19 Net Amount Recoverable From Reinsurers Cols. 15 - [17 + 18]	20 Funds Held by Company Under Reinsurance Treaties
						7 Paid Losses	8 Paid LAE	9 Known Case Loss Reserves	10 Known Case LAE Reserves	11 IBNR Loss Reserves	12 IBNR LAE Reserves	13 Unearned Premiums	14 Contingent Commis- sions		15 Columns 7 through 14 Totals	17 Ceded Balances Payable		
5099999. Total reciprocal jurisdiction - affiliates						17		422		320	116			876			876	
5699999. Total reciprocal jurisdiction excluding Protected Cells (Sum of 5099999, 5199999, 5299999, 5399999 and 5499999)						17		422		320	116			876			876	
5799999. Total authorized, unauthorized, reciprocal jurisdiction and certified excluding Protected Cells (Sum of 1499999, 2899999, 4299999 and 5699999)						174,701	6,125	255	28,261	21,748	8,667	83,526	3,300	151,882	13,011	80,240	58,631	
5899999. Total Protected Cells (Sum of 1399999, 2799999, 4199999 and 5599999)																		
9999999 Totals						174,701	6,125	255	28,261	21,748	8,667	83,526	3,300	151,882	13,011	80,240	58,631	

ANNUAL STATEMENT FOR THE YEAR 2025 OF THE CELINA MUTUAL INSURANCE COMPANY

SCHEDULE F - PART 3 (Continued)

Ceded Reinsurance as of December 31, Current Year (\$000 Omitted)
(Credit Risk)

ID Number From Col. 1	Name of Reinsurer From Col. 3	Collateral				25 Total Funds Held, Payables & Collateral	26 Net Recoverable Net of Funds Held & Collateral	27 Applicable Sch. F Penalty (Col. 78)	Ceded Reinsurance Credit Risk								
		21 Multiple Beneficiary Trusts	22 Letters of Credit	23 Issuing or Confirming Bank Reference Number	24 Single Beneficiary Trusts & Other Allowable Collateral				28 Total Amount Recoverable from Reinsurers Less Penalty (Cols. 15-27)	29 Stressed Recoverable (Col. 28 * 120%)	30 Reinsurance Payable & Funds Held (Cols. 17+18+20; but not in excess of Col. 29)	31 Stressed Net Recoverable (Cols. 29-30)	32 Total Collateral (Cols. 21+22 + 24, not in Excess of Col. 31)	33 Stressed Net Recoverable Net of Collateral Offsets (Cols. 31-32)	34 Reinsurer Designation Equivalent	35 Credit Risk on Collateralized Recoverables (Col. 32 * Factor Applicable to Reinsurer Designation Equivalent in Col. 34)	36 Credit Risk on Un-collateralized Recoverables (Col. 33 * Factor Applicable to Reinsurer Designation Equivalent in Col. 34)
34-4312510	NATIONAL MUT INS CO					92,610	47,494		XXX	XXX	XXX	XXX	XXX	XXX	XXX	XXX	XXX
0199999	Total authorized - affiliates - U.S. intercompany pooling			XXX		92,610	47,494		XXX	XXX	XXX	XXX	XXX	XXX	XXX	XXX	XXX
0499999	Total authorized - affiliates - U.S. non-pool			XXX					XXX	XXX	XXX	XXX	XXX	XXX	XXX	XXX	XXX
0799999	Total authorized - affiliates - other (non-U.S.)			XXX											XXX		
0899999	Total authorized - affiliates			XXX		92,610	47,494								XXX		
36-2661954	AMERICAN AGRICULTURAL INS CO						665		665	798		798			798	3	22
06-1430254	ARCH REINS CO					18			18	22		22			3		
47-0574325	BERKLEY INS CO					36	385		422	506		36	470		3		13
42-0234980	EMPLOYERS MUT CAS CO					12	113		125	150		12	138		4		5
35-2293075	ENDURANCE ASSUR CORP						49		49	58			58		3		2
05-0316605	FACTORY MUT INS CO (Mutual Boiler)					277	860		1,136	1,364		277	1,087		3		30
42-0245840	FARMERS MUT HAIL INS CO OF IA						79		79	95			95		4		3
13-2673100	GENERAL REINS CORP					11	7		18	21		11	10		2		
06-0384680	HARTFORD STEAM BOIL INSPEC & INS CO					50	551		602	722		50	672		1		11
13-4924125	MUNICH REINS AMER INC					56			56	67					2		
13-3031176	PARTNER REINS CO OF THE US						80		80	96			96		3		3
23-1641984	QBE REINS CORP														3		
52-1952955	RENAISSANCE REINS US INC						150		150	180			180		3		5
13-1675535	SWISS REINS AMER CORP						1,428		1,428	1,713			1,713		2		36
13-2918573	TOA RE INS CO OF AMER						39		39	47			47		3		1
13-5616275	TRANSATLANTIC REINS CO						1,199		1,199	1,439			1,439		2		30
42-0644327	UNITED FIRE & CAS CO						2,257		2,257	2,708			2,708		3		76
0999999	Total authorized - other U.S. unaffiliated insurers			XXX		461	7,862		8,323	9,988		476	9,512		9,512	XXX	237
AA-9991501	INDIANA MINE SUBSIDENCE FUND								XXX	XXX		XXX	XXX		XXX	XXX	XXX
AA-9991502	KENTUCKY MINE SUBSIDENCE FUND								XXX	XXX		XXX	XXX		XXX	XXX	XXX
AA-9991503	OHIO MINE SUBSIDENCE FUND								XXX	XXX		XXX	XXX		XXX	XXX	XXX
AA-9991506	WEST VIRGINIA MINE SUBSIDENCE FUND								XXX	XXX		XXX	XXX		XXX	XXX	XXX
1099999	Total authorized - pools - mandatory pools			XXX					XXX	XXX		XXX	XXX		XXX	XXX	XXX
AA-1127414	LLOYD'S SYNDICATE NUMBER 1414														2		
1299999	Total authorized - other non-U.S. insurers			XXX											XXX		
1499999	Total authorized excluding Protected Cells (Sum of 0899999, 0999999, 1099999, 1199999 and 1299999)			XXX		93,071	55,356		8,323	9,988		476	9,512		9,512	XXX	237
1899999	Total unauthorized - affiliates - U.S. non-pool			XXX					XXX	XXX		XXX	XXX		XXX	XXX	XXX
2199999	Total unauthorized - affiliates - other (non-U.S.)			XXX											XXX		
2299999	Total unauthorized - affiliates			XXX											XXX		
AA-1560350	FARM MUT REINS PLAN LTD				0001										5		
AA-1340125	HANNOVER RUECK SE	2,591				2,579			2,579	3,095		3,095	2,591		504		54
2699999	Total unauthorized - other non-U.S. insurers	2,591		XXX		2,579			2,579	3,095		3,095	2,591		504	XXX	54
2899999	Total unauthorized excluding Protected Cells (Sum of 2299999, 2399999, 2499999, 2599999 and 2699999)	2,591		XXX		2,579			2,579	3,095		3,095	2,591		504	XXX	54
3299999	Total certified - affiliates - U.S. non-pool			XXX					XXX	XXX		XXX	XXX		XXX	XXX	XXX
3599999	Total certified - affiliates - other (non-U.S.)			XXX											XXX		

ANNUAL STATEMENT FOR THE YEAR 2025 OF THE CELINA MUTUAL INSURANCE COMPANY

SCHEDULE F - PART 3 (Continued)

Ceded Reinsurance as of December 31, Current Year (\$000 Omitted)
(Credit Risk)

ID Number From Col. 1	Name of Reinsurer From Col. 3	Collateral				25 Total Funds Held, Payables & Collateral	26 Net Recoverable Net of Funds Held & Collateral	27 Applicable Sch. F Penalty (Col. 78)	Ceded Reinsurance Credit Risk							
		21 Multiple Beneficiary Trusts	22 Letters of Credit	23 Issuing or Confirming Bank Reference Number	24 Single Beneficiary Trusts & Other Allowable Collateral				28 Total Amount Recoverable from Reinsurers Less Penalty (Cols. 15-27)	29 Stressed Recoverable (Col. 28 * 120%)	30 Reinsurance Payable & Funds Held (Cols. 17+18+20; but not in excess of Col. 29)	31 Stressed Net Recoverable (Cols. 29-30)	32 Total Collateral (Cols. 21+22 + 24, not in Excess of Col. 31)	33 Stressed Net Recoverable Net of Collateral Offsets (Cols. 31-32)	34 Reinsurer Designation Equivalent	35 Credit Risk on Collateralized Recoverables (Col. 32 * Factor Applicable to Reinsurer Designation Equivalent in Col. 34)
3699999. Total certified - affiliates				XXX											XXX	
4299999. Total certified excluding Protected Cells (Sum of 3699999, 3799999, 3899999, 3999999 and 4099999)				XXX											XXX	
4699999. Total reciprocal jurisdiction - affiliates - U.S. non-pool				XXX				XXX	XXX	XXX	XXX	XXX	XXX	XXX	XXX	XXX
RJ-1460019 MS AML IN AG						876		876	1,051		1,051		1,051	3		29
4899999. Total reciprocal jurisdiction - affiliates - other (non-U.S.) - other				XXX		876		876	1,051		1,051		1,051	XXX		29
4999999. Total reciprocal jurisdiction - affiliates - other (non-U.S.)				XXX		876		876	1,051		1,051		1,051	XXX		29
5099999. Total reciprocal jurisdiction - affiliates				XXX		876		876	1,051		1,051		1,051	XXX		29
5699999. Total reciprocal jurisdiction excluding Protected Cells (Sum of 5099999, 5199999, 5299999, 5399999 and 5499999)				XXX		876		876	1,051		1,051		1,051	XXX		29
5799999. Total authorized, unauthorized, reciprocal jurisdiction and certified excluding Protected Cells (Sum of 1499999, 2899999, 4299999 and 5699999)	2,591			XXX		95,650	56,231	11,778	14,133	476	13,657	2,591	11,066	XXX	54	277
5899999. Total Protected Cells (Sum of 1399999, 2799999, 4199999 and 5599999)				XXX				XXX	XXX	XXX	XXX	XXX	XXX	XXX	XXX	XXX
9999999 Totals	2,591			XXX		95,650	56,231	11,778	14,133	476	13,657	2,591	11,066	XXX	54	277

ANNUAL STATEMENT FOR THE YEAR 2025 OF THE CELINA MUTUAL INSURANCE COMPANY

SCHEDULE F - PART 3 (Continued)

Ceded Reinsurance as of December 31, Current Year (\$000 Omitted)
(Aging of Ceded Reinsurance)

ID Number From Col. 1	Name of Reinsurer From Col. 3	Reinsurance Recoverable on Paid Losses and Paid Loss Adjustment Expenses							44 Total Recoverable on Paid Losses & LAE Amounts in Dispute Included in Col. 43	45 Recoverable on Paid Losses & LAE Over 90 Days Past Due Amounts in Dispute Included in Cols. 40 & 41	46 Total Recoverable on Paid Losses & LAE Amounts Not in Dispute (Cols 43-44)	47 Recoverable on Paid Losses & LAE Over 90 Days Past Due Amounts Not in Dispute (Cols. 40 + 41 - 45)	48 Amounts Received Prior 90 Days	49 Percentage Overdue Col. 42/Col. 43	50 Percentage of Amounts More Than 90 Days Overdue Not in Dispute (Col. 47/[Cols. 46+48])	51 Percentage More Than 120 Days Overdue (Col. 41/ Col. 43)	52 Is the Amount in Col. 50 Less Than 20%? (Yes or No)	53 Amounts in Col. 47 for Reinsurers with Values Less Than 20% in Col. 50
		37	Overdue				43 Total Due Cols. 37+42 (In total should equal Cols. 7+8)											
		Current	38 1 - 29 Days	39 30 - 90 Days	40 91 - 120 Days	41 Over 120 Days		42 Total Overdue Cols. 38+39 +40+41										
34-4312510 ..	NATIONAL MUT INS CO	5,230						5,230		5,230								
0199999.	Total authorized - affiliates - U.S. intercompany pooling	5,230						5,230		5,230								XXX
0499999.	Total authorized - affiliates - U.S. non-pool																	XXX
0799999.	Total authorized - affiliates - other (non-U.S.)																	XXX
0899999.	Total authorized - affiliates	5,230						5,230		5,230								XXX
36-2661954 ..	AMERICAN AGRICULTURAL INS CO	55						55		55								YES
06-1430254 ..	ARCH REINS CO																	YES
47-0574325 ..	BERKLEY INS CO	17						17		17								YES
42-0234980 ..	EMPLOYERS MUT CAS CO	40						40		40								YES
35-2293075 ..	ENDURANCE ASSUR CORP																	YES
05-0316605 ..	FACTORY MUT INS CO (Mutual Boiler)	175						175		175								YES
42-0245840 ..	FARMERS MUT HAIL INS CO OF IA	30						30		30								YES
13-2673100 ..	GENERAL REINS CORP																	YES
06-0384680 ..	HARTFORD STEAM BOIL INSPEC & INS CO																	YES
13-4924125 ..	MUNICH REINS AMER INC																	YES
13-3031176 ..	PARTNER REINS CO OF THE US	12						12		12								YES
23-1641984 ..	QBE REINS CORP																	YES
52-1952955 ..	RENAISSANCE REINS US INC	56						56		56								YES
13-1675535 ..	SWISS REINS AMER CORP	118						118		118								YES
13-2918573 ..	TOA RE INS CO OF AMER																	YES
13-5616275 ..	TRANSATLANTIC REINS CO	164						164		164								YES
42-0644327 ..	UNITED FIRE & CAS CO	275						275		275								YES
0999999.	Total authorized - other U.S. unaffiliated insurers	942						942		942								XXX
AA-9991501 ..	INDIANA MINE SUBSIDENCE FUND																	YES
AA-9991502 ..	KENTUCKY MINE SUBSIDENCE FUND																	YES
AA-9991503 ..	OHIO MINE SUBSIDENCE FUND																	YES
AA-9991506 ..	WEST VIRGINIA MINE SUBSIDENCE FUND																	YES
1099999.	Total authorized - pools - mandatory pools																	XXX
AA-1127414 ..	LLOYD'S SYNDICATE NUMBER 1414																	YES
1299999.	Total authorized - other non-U.S. insurers																	XXX
1499999.	Total authorized excluding Protected Cells (Sum of 0899999, 0999999, 1099999, 1199999 and 1299999)	6,173						6,173		6,173								XXX
1899999.	Total unauthorized - affiliates - U.S. non-pool																	XXX
2199999.	Total unauthorized - affiliates - other (non-U.S.)																	XXX
2299999.	Total unauthorized - affiliates																	XXX
AA-1560350 ..	FARM MUT REINS PLAN LTD																	YES
AA-1340125 ..	HANNOVER RUECK SE	190						190		190								YES
2699999.	Total unauthorized - other non-U.S. insurers	190						190		190								XXX
2899999.	Total unauthorized excluding Protected Cells (Sum of 2299999, 2399999, 2499999, 2599999 and 2699999)	190						190		190								XXX

ANNUAL STATEMENT FOR THE YEAR 2025 OF THE CELINA MUTUAL INSURANCE COMPANY

SCHEDULE F - PART 3 (Continued)

Ceded Reinsurance as of December 31, Current Year (\$000 Omitted)
(Aging of Ceded Reinsurance)

ID Number From Col. 1	Name of Reinsurer From Col. 3	Reinsurance Recoverable on Paid Losses and Paid Loss Adjustment Expenses						44 Total Recoverable on Paid Losses & LAE Amounts in Dispute Included in Col. 43	45 Recoverable on Paid Losses & LAE Over 90 Days Past Due Amounts in Dispute Included in Cols. 40 & 41	46 Total Recoverable on Paid Losses & LAE Amounts Not in Dispute (Cols 43-44)	47 Recoverable on Paid Losses & LAE Over 90 Days Past Due Amounts Not in Dispute (Cols. 40 + 41 - 45)	48 Amounts Received Prior 90 Days	49 Percentage Overdue Col. 42/Col. 43	50 Percentage of Amounts More Than 90 Days Overdue Not in Dispute (Col. 47/[Cols. 46+48])	51 Percentage More Than 120 Days Overdue (Col. 41/ Col. 43)	52 Is the Amount in Col. 50 Less Than 20%? (Yes or No)	53 Amounts in Col. 47 for Reinsurers with Values Less Than 20% in Col. 50
		37	Overdue				43										
		Current	38 1 - 29 Days	39 30 - 90 Days	40 91 - 120 Days	41 Over 120 Days	42 Total Overdue Cols. 38+39 +40+41										
3299999. Total certified - affiliates - U.S. non-pool																	XXX
3599999. Total certified - affiliates - other (non-U.S.)																	XXX
3699999. Total certified - affiliates																	XXX
4299999. Total certified excluding Protected Cells (Sum of 3699999, 3799999, 3899999, 3999999 and 4099999)																	XXX
4699999. Total reciprocal jurisdiction - affiliates - U.S. non-pool																	XXX
RJ-1460019 - IMS AML IN AG		17					17			17							YES
4899999. Total reciprocal jurisdiction - affiliates - other (non-U.S.) - other		17					17			17							XXX
4999999. Total reciprocal jurisdiction - affiliates - other (non-U.S.)		17					17			17							XXX
5099999. Total reciprocal jurisdiction - affiliates		17					17			17							XXX
5699999. Total reciprocal jurisdiction excluding Protected Cells (Sum of 5099999, 5199999, 5299999, 5399999 and 5499999)		17					17			17							XXX
5799999. Total authorized, unauthorized, reciprocal jurisdiction and certified excluding Protected Cells (Sum of 1499999, 2899999, 4299999 and 5699999)		6,380					6,380			6,380							XXX
5899999. Total Protected Cells (Sum of 1399999, 2799999, 4199999 and 5599999)																	XXX
9999999 Totals		6,380					6,380			6,380							XXX

ANNUAL STATEMENT FOR THE YEAR 2025 OF THE CELINA MUTUAL INSURANCE COMPANY

SCHEDULE F - PART 3 (Continued)

Ceded Reinsurance as of December 31, Current Year (\$000 Omitted)
(Provision for Reinsurance for Certified Reinsurers)

ID Number From Col. 1	Name of Reinsurer From Col. 3	Provision for Certified Reinsurance													Complete if Col. 52 = "No"; Otherwise Enter 0			69 Provision for Overdue Reinsurance Ceded to Certified Reinsurers (Greater of [Col. 62 + Col. 65] or Col.68; not to Exceed Col. 63)
		54	55	56	57	58	59	60	61	62	63	64	65	66	67	68		
		Certified Reinsurer Rating (1 through 6)	Effective Date of Certified Reinsurer Rating	Percent Collateral Required for Full Credit (0% through 100%)	Catastrophe Recoverables Qualifying for Collateral Deferral	Net Recoverables Subject to Collateral Requirements for Full Credit (Col. 19 - Col. 57)	Dollar Amount of Collateral Required (Col. 56 * Col. 58)	Percent of Collateral Provided for Net Recoverables Subject to Collateral Requirements ([Col. 20 + Col. 21 + Col. 22 + Col. 24] / Col. 58)	Percent Credit Allowed on Net Recoverables Subject to Collateral Requirements (Col. 60 / Col. 56, not to exceed 100%)	20% of Recoverable on Paid Losses & LAE Over 90 Days Past Due Amounts in Dispute (Col. 45 * 20%)	Amount of Credit Allowed for Net Recoverables (Col. 57 + [Col. 58 * Col. 61])	Provision for Reinsurance with Certified Reinsurers Due to Collateral Deficiency (Col. 19 - Col. 63)	20% of Recoverable on Paid Losses & LAE Over 90 Days Past Due Amounts Not in Dispute (Col. 47 * 20%)	Total Collateral Provided (Col. 20 + Col. 21 + Col. 24, not to Exceed Col. 63)	Net Unsecured Recoverable for Which Credit is Allowed (Col. 63 - Col. 66)	20% of Amount in Col. 67		
34-4312510	NATIONAL MUT INS CO	XXX	XXX	XXX	XXX	XXX	XXX	XXX	XXX	XXX	XXX	XXX	XXX	XXX	XXX	XXX	XXX	
0199999	Total authorized - affiliates - U.S. intercompany pooling			XXX	XXX	XXX	XXX	XXX	XXX	XXX	XXX	XXX	XXX	XXX	XXX	XXX	XXX	
0499999	Total authorized - affiliates - U.S. non-pool			XXX	XXX	XXX	XXX	XXX	XXX	XXX	XXX	XXX	XXX	XXX	XXX	XXX	XXX	
0799999	Total authorized - affiliates - other (non-U.S.)			XXX	XXX	XXX	XXX	XXX	XXX	XXX	XXX	XXX	XXX	XXX	XXX	XXX	XXX	
0899999	Total authorized - affiliates			XXX	XXX	XXX	XXX	XXX	XXX	XXX	XXX	XXX	XXX	XXX	XXX	XXX	XXX	
36-2661954	AMERICAN AGRICULTURAL INS CO	XXX	XXX	XXX	XXX	XXX	XXX	XXX	XXX	XXX	XXX	XXX	XXX	XXX	XXX	XXX	XXX	
06-1430254	ARCH REINS CO	XXX	XXX	XXX	XXX	XXX	XXX	XXX	XXX	XXX	XXX	XXX	XXX	XXX	XXX	XXX	XXX	
47-0574325	BERKLEY INS CO	XXX	XXX	XXX	XXX	XXX	XXX	XXX	XXX	XXX	XXX	XXX	XXX	XXX	XXX	XXX	XXX	
42-0234980	EMPLOYERS MUT CAS CO	XXX	XXX	XXX	XXX	XXX	XXX	XXX	XXX	XXX	XXX	XXX	XXX	XXX	XXX	XXX	XXX	
35-2293075	ENDURANCE ASSUR CORP	XXX	XXX	XXX	XXX	XXX	XXX	XXX	XXX	XXX	XXX	XXX	XXX	XXX	XXX	XXX	XXX	
05-0316605	FACTORY MUT INS CO (Mutual Boiler)	XXX	XXX	XXX	XXX	XXX	XXX	XXX	XXX	XXX	XXX	XXX	XXX	XXX	XXX	XXX	XXX	
42-0245840	FARMERS MUT HAIL INS CO OF IA	XXX	XXX	XXX	XXX	XXX	XXX	XXX	XXX	XXX	XXX	XXX	XXX	XXX	XXX	XXX	XXX	
13-2673100	GENERAL REINS CORP	XXX	XXX	XXX	XXX	XXX	XXX	XXX	XXX	XXX	XXX	XXX	XXX	XXX	XXX	XXX	XXX	
06-0384680	HARTFORD STEAM BOIL INSPEC & INS CO	XXX	XXX	XXX	XXX	XXX	XXX	XXX	XXX	XXX	XXX	XXX	XXX	XXX	XXX	XXX	XXX	
13-4924125	MUNICH REINS AMER INC	XXX	XXX	XXX	XXX	XXX	XXX	XXX	XXX	XXX	XXX	XXX	XXX	XXX	XXX	XXX	XXX	
13-3031176	PARTNER REINS CO OF THE US	XXX	XXX	XXX	XXX	XXX	XXX	XXX	XXX	XXX	XXX	XXX	XXX	XXX	XXX	XXX	XXX	
23-1641984	QBE REINS CORP	XXX	XXX	XXX	XXX	XXX	XXX	XXX	XXX	XXX	XXX	XXX	XXX	XXX	XXX	XXX	XXX	
52-1952955	RENAISSANCE REINS US INC	XXX	XXX	XXX	XXX	XXX	XXX	XXX	XXX	XXX	XXX	XXX	XXX	XXX	XXX	XXX	XXX	
13-1675535	SWISS REINS AMER CORP	XXX	XXX	XXX	XXX	XXX	XXX	XXX	XXX	XXX	XXX	XXX	XXX	XXX	XXX	XXX	XXX	
13-2918573	TOA RE INS CO OF AMER	XXX	XXX	XXX	XXX	XXX	XXX	XXX	XXX	XXX	XXX	XXX	XXX	XXX	XXX	XXX	XXX	
13-5616275	TRANSATLANTIC REINS CO	XXX	XXX	XXX	XXX	XXX	XXX	XXX	XXX	XXX	XXX	XXX	XXX	XXX	XXX	XXX	XXX	
42-0644327	UNITED FIRE & GAS CO	XXX	XXX	XXX	XXX	XXX	XXX	XXX	XXX	XXX	XXX	XXX	XXX	XXX	XXX	XXX	XXX	
0999999	Total authorized - other U.S. unaffiliated insurers			XXX	XXX	XXX	XXX	XXX	XXX	XXX	XXX	XXX	XXX	XXX	XXX	XXX	XXX	
AA-9991501	INDIANA MINE SUBSIDENCE FUND	XXX	XXX	XXX	XXX	XXX	XXX	XXX	XXX	XXX	XXX	XXX	XXX	XXX	XXX	XXX	XXX	
AA-9991502	KENTUCKY MINE SUBSIDENCE FUND	XXX	XXX	XXX	XXX	XXX	XXX	XXX	XXX	XXX	XXX	XXX	XXX	XXX	XXX	XXX	XXX	
AA-9991503	OHIO MINE SUBSIDENCE FUND	XXX	XXX	XXX	XXX	XXX	XXX	XXX	XXX	XXX	XXX	XXX	XXX	XXX	XXX	XXX	XXX	
AA-9991506	WEST VIRGINIA MINE SUBSIDENCE FUND	XXX	XXX	XXX	XXX	XXX	XXX	XXX	XXX	XXX	XXX	XXX	XXX	XXX	XXX	XXX	XXX	
1099999	Total authorized - pools - mandatory pools			XXX	XXX	XXX	XXX	XXX	XXX	XXX	XXX	XXX	XXX	XXX	XXX	XXX	XXX	
AA-1127414	LLOYD'S SYNDICATE NUMBER 1414	XXX	XXX	XXX	XXX	XXX	XXX	XXX	XXX	XXX	XXX	XXX	XXX	XXX	XXX	XXX	XXX	
1299999	Total authorized - other non-U.S. insurers			XXX	XXX	XXX	XXX	XXX	XXX	XXX	XXX	XXX	XXX	XXX	XXX	XXX	XXX	
1499999	Total authorized excluding Protected Cells (Sum of 0899999, 0999999, 1099999, 1199999 and 1299999)			XXX	XXX	XXX	XXX	XXX	XXX	XXX	XXX	XXX	XXX	XXX	XXX	XXX	XXX	
1899999	Total unauthorized - affiliates - U.S. non-pool			XXX	XXX	XXX	XXX	XXX	XXX	XXX	XXX	XXX	XXX	XXX	XXX	XXX	XXX	
2199999	Total unauthorized - affiliates - other (non-U.S.)			XXX	XXX	XXX	XXX	XXX	XXX	XXX	XXX	XXX	XXX	XXX	XXX	XXX	XXX	
2299999	Total unauthorized - affiliates			XXX	XXX	XXX	XXX	XXX	XXX	XXX	XXX	XXX	XXX	XXX	XXX	XXX	XXX	
AA-1560350	FARM MUT REINS PLAN LTD	XXX	XXX	XXX	XXX	XXX	XXX	XXX	XXX	XXX	XXX	XXX	XXX	XXX	XXX	XXX	XXX	
AA-1340125	HANNOVER RUECK SE	XXX	XXX	XXX	XXX	XXX	XXX	XXX	XXX	XXX	XXX	XXX	XXX	XXX	XXX	XXX	XXX	
2699999	Total unauthorized - other non-U.S. insurers			XXX	XXX	XXX	XXX	XXX	XXX	XXX	XXX	XXX	XXX	XXX	XXX	XXX	XXX	
2899999	Total unauthorized excluding Protected Cells (Sum of 2299999, 2399999, 2499999, 2599999 and 2699999)			XXX	XXX	XXX	XXX	XXX	XXX	XXX	XXX	XXX	XXX	XXX	XXX	XXX	XXX	
3299999	Total certified - affiliates - U.S. non-pool			XXX					XXX	XXX								

ANNUAL STATEMENT FOR THE YEAR 2025 OF THE CELINA MUTUAL INSURANCE COMPANY

SCHEDULE F - PART 3 (Continued)

Ceded Reinsurance as of December 31, Current Year (\$000 Omitted)
(Provision for Reinsurance for Certified Reinsurers)

ID Number From Col. 1	Name of Reinsurer From Col. 3	Provision for Certified Reinsurance											Complete if Col. 52 = "No"; Otherwise Enter 0			69 Provision for Overdue Reinsurance Ceded to Certified Reinsurers (Greater of [Col. 62 + Col. 65] or Col.68; not to Exceed Col. 63)	
		54	55	56	57	58	59	60	61	62	63	64	65	66	67		68
		Certified Reinsurer Rating (1 through 6)	Effective Date of Certified Reinsurer Rating	Percent Collateral Required for Full Credit (0% through 100%)	Catastrophe Recoverables Qualifying for Collateral Deferral	Net Recoverables Subject to Collateral Requirements for Full Credit (Col. 19 - Col. 57)	Dollar Amount of Collateral Required (Col. 56 * Col. 58)	Percent of Collateral Provided for Net Recoverables Subject to Collateral Requirements ([Col. 20 + Col. 21 + Col. 22] / Col. 58)	Percent Credit Allowed on Net Recoverables Subject to Collateral Requirements (Col. 60 / Col. 56, not to exceed 100%)	20% of Recoverable on Paid Losses & LAE Over 90 Days Past Due Amounts in Dispute (Col. 45 * 20%)	Amount of Credit Allowed for Net Recoverables (Col. 57 + [Col. 58 * Col. 61])	Provision for Reinsurance with Certified Reinsurers Due to Collateral Deficiency (Col. 19 - Col. 63)	20% of Recoverable on Paid Losses & LAE Over 90 Days Past Due Amounts Not in Dispute (Col. 47 * 20%)	Total Collateral Provided (Col. 20 + Col. 21 + Col. 22, not to Exceed Col. 63)	Net Unsecured Recoverable for Which Credit is Allowed (Col. 63 - Col. 66)		20% of Amount in Col. 67
3599999. Total certified - affiliates - other (non-U.S.)			XXX					XXX	XXX								
3699999. Total certified - affiliates			XXX					XXX	XXX								
4299999. Total certified excluding Protected Cells (Sum of 3699999, 3799999, 3899999, 3999999 and 4099999)			XXX					XXX	XXX								
4699999. Total reciprocal jurisdiction - affiliates - U.S. non-pool			XXX	XXX	XXX	XXX	XXX	XXX	XXX	XXX	XXX	XXX	XXX	XXX	XXX	XXX	XXX
RJ-1460019	MS AML IN AG	XXX	XXX	XXX	XXX	XXX	XXX	XXX	XXX	XXX	XXX	XXX	XXX	XXX	XXX	XXX	XXX
4899999. Total reciprocal jurisdiction - affiliates - other (non-U.S.) - other			XXX	XXX	XXX	XXX	XXX	XXX	XXX	XXX	XXX	XXX	XXX	XXX	XXX	XXX	XXX
4999999. Total reciprocal jurisdiction - affiliates - other (non-U.S.)			XXX	XXX	XXX	XXX	XXX	XXX	XXX	XXX	XXX	XXX	XXX	XXX	XXX	XXX	XXX
5099999. Total reciprocal jurisdiction - affiliates			XXX	XXX	XXX	XXX	XXX	XXX	XXX	XXX	XXX	XXX	XXX	XXX	XXX	XXX	XXX
5699999. Total reciprocal jurisdiction excluding Protected Cells (Sum of 5099999, 5199999, 5299999, 5399999 and 5499999)			XXX	XXX	XXX	XXX	XXX	XXX	XXX	XXX	XXX	XXX	XXX	XXX	XXX	XXX	XXX
5799999. Total authorized, unauthorized, reciprocal jurisdiction and certified excluding Protected Cells (Sum of 1499999, 2899999, 4299999 and 5699999)			XXX					XXX	XXX								
5899999. Total Protected Cells (Sum of 1399999, 2799999, 4199999 and 5599999)			XXX					XXX	XXX								
9999999 Totals			XXX					XXX	XXX								

ANNUAL STATEMENT FOR THE YEAR 2025 OF THE CELINA MUTUAL INSURANCE COMPANY

SCHEDULE F - PART 3 (Continued)

Ceded Reinsurance as of December 31, Current Year (\$000 Omitted)
(Total Provision for Reinsurance)

ID Number From Col. 1	Name of Reinsurer From Col. 3	70 20% of Recoverable on Paid Losses & LAE Over 90 Days past Due Amounts Not in Dispute (Col. 47 * 20%)	71 Provision for Unauthorized Reinsurance		73 Provision for Overdue Authorized and Reciprocal Jurisdiction Reinsurance		75 Total Provision for Reinsurance			
			72 Provision for Reinsurance with Unauthorized Reinsurers Due to Collateral Deficiency (Col. 26)	72 Provision for Overdue Reinsurance from Unauthorized Reinsurers and Amounts in Dispute (Col. 70 + 20% of the Amount in Col. 16)	73 Complete if Col. 52 = "Yes"; Otherwise Enter 0 20% of Recoverable on Paid Losses & LAE Over 90 Days Past Due Amounts Not in Dispute + 20% of Amounts in Dispute ([Col. 47 * 20%] + [Col. 45 * 20%])	74 Complete if Col. 52 = "No"; Otherwise Enter 0 Greater of 20% of Net Recoverable Net of Funds Held & Collateral, or 20% of Recoverable on Paid Losses & LAE Over 90 Days Past Due (Greater of Col. 26 * 20% or Cols. [40 + 41] * 20%)	75 Provision for Amounts Ceded to Authorized and Reciprocal Reinsurers (Cols. 73 + 74)	76 Provision for Amounts Ceded to Unauthorized Reinsurers (Cols. 71 + 72 Not in Excess of Col. 15)	77 Provision for Amounts Ceded to Certified Reinsurers (Cols. 64 + 69)	78 Total Provision for Reinsurance (Cols. 75 + 76 + 77)
34-4312510	NATIONAL MUT INS CO		XXX	XXX				XXX	XXX	
0199999	Total authorized - affiliates - U.S. intercompany pooling		XXX	XXX				XXX	XXX	
0499999	Total authorized - affiliates - U.S. non-pool		XXX	XXX				XXX	XXX	
0799999	Total authorized - affiliates - other (non-U.S.)		XXX	XXX				XXX	XXX	
0899999	Total authorized - affiliates		XXX	XXX				XXX	XXX	
36-2661954	AMERICAN AGRICULTURAL INS CO		XXX	XXX				XXX	XXX	
06-1430254	ARCH REINS CO		XXX	XXX				XXX	XXX	
47-0574325	BERKLEY INS CO		XXX	XXX				XXX	XXX	
42-0234980	EMPLOYERS MUT CAS CO		XXX	XXX				XXX	XXX	
35-2293075	ENDURANCE ASSUR CORP		XXX	XXX				XXX	XXX	
05-0316605	FACTORY MUT INS CO (Mutual Boiler)		XXX	XXX				XXX	XXX	
42-0245840	FARMERS MUT HAIL INS CO OF IA		XXX	XXX				XXX	XXX	
13-2673100	GENERAL REINS CORP		XXX	XXX				XXX	XXX	
06-0384680	HARTFORD STEAM BOIL INSPEC & INS CO		XXX	XXX				XXX	XXX	
13-4924125	MUNICH REINS AMER INC		XXX	XXX				XXX	XXX	
13-3031176	PARTNER REINS CO OF THE US		XXX	XXX				XXX	XXX	
23-1641984	QBE REINS CORP		XXX	XXX				XXX	XXX	
52-1952955	RENAISSANCE REINS US INC		XXX	XXX				XXX	XXX	
13-1675535	SWISS REINS AMER CORP		XXX	XXX				XXX	XXX	
13-2918573	TOA RE INS CO OF AMER		XXX	XXX				XXX	XXX	
13-5616275	TRANSATLANTIC REINS CO		XXX	XXX				XXX	XXX	
42-0644327	UNITED FIRE & CAS CO		XXX	XXX				XXX	XXX	
0999999	Total authorized - other U.S. unaffiliated insurers		XXX	XXX				XXX	XXX	
AA-9991501	INDIANA MINE SUBSIDENCE FUND		XXX	XXX				XXX	XXX	
AA-9991502	KENTUCKY MINE SUBSIDENCE FUND		XXX	XXX				XXX	XXX	
AA-9991503	OHIO MINE SUBSIDENCE FUND		XXX	XXX				XXX	XXX	
AA-9991506	WEST VIRGINIA MINE SUBSIDENCE FUND		XXX	XXX				XXX	XXX	
1099999	Total authorized - pools - mandatory pools		XXX	XXX				XXX	XXX	
AA-1127414	LLOYD'S SYNDICATE NUMBER 1414		XXX	XXX				XXX	XXX	
1299999	Total authorized - other non-U.S. insurers		XXX	XXX				XXX	XXX	
1499999	Total authorized excluding Protected Cells (Sum of 0899999, 0999999, 1099999, 1199999 and 1299999)		XXX	XXX				XXX	XXX	
1899999	Total unauthorized - affiliates - U.S. non-pool				XXX	XXX	XXX		XXX	
2199999	Total unauthorized - affiliates - other (non-U.S.)				XXX	XXX	XXX		XXX	
2299999	Total unauthorized - affiliates				XXX	XXX	XXX		XXX	
AA-1560350	FARM MUT REINS PLAN LTD				XXX	XXX	XXX		XXX	
AA-1340125	HANNOVER RUECK SE				XXX	XXX	XXX		XXX	
2699999	Total unauthorized - other non-U.S. insurers				XXX	XXX	XXX		XXX	
2899999	Total unauthorized excluding Protected Cells (Sum of 2299999, 2399999, 2499999, 2599999 and 2699999)				XXX	XXX	XXX		XXX	

ANNUAL STATEMENT FOR THE YEAR 2025 OF THE CELINA MUTUAL INSURANCE COMPANY

SCHEDULE F - PART 3 (Continued)

Ceded Reinsurance as of December 31, Current Year (\$000 Omitted)
(Total Provision for Reinsurance)

ID Number From Col. 1	Name of Reinsurer From Col. 3	70 20% of Recoverable on Paid Losses & LAE Over 90 Days past Due Amounts Not in Dispute (Col. 47 * 20%)	71 Provision for Unauthorized Reinsurance		72 Provision for Overdue Reinsurance from Unauthorized Reinsurers and Amounts in Dispute (Col. 70 + 20% of the Amount in Col. 16)		73 Provision for Overdue Authorized and Reciprocal Jurisdiction Reinsurance		74 Total Provision for Reinsurance			
			71 Provision for Reinsurance with Unauthorized Reinsurers Due to Collateral Deficiency (Col. 26)	72 Provision for Overdue Reinsurance from Unauthorized Reinsurers and Amounts in Dispute (Col. 70 + 20% of the Amount in Col. 16)	73 Complete if Col. 52 = "Yes"; Otherwise Enter 0 20% of Recoverable on Paid Losses & LAE Over 90 Days Past Due Amounts Not in Dispute + 20% of Amounts in Dispute ([Col. 47 * 20%] + [Col. 45 * 20%])	74 Complete if Col. 52 = "No"; Otherwise Enter 0 Greater of 20% of Net Recoverable Net of Funds Held & Collateral, or 20% of Recoverable on Paid Losses & LAE Over 90 Days Past Due (Greater of Col. 26 * 20% or Cols. [40 + 41] * 20%)	75 Provision for Amounts Ceded to Authorized and Reciprocal Jurisdiction Reinsurers (Cols. 73 + 74)	76 Provision for Amounts Ceded to Unauthorized Reinsurers (Cols. 71 + 72 Not in Excess of Col. 15)	77 Provision for Amounts Ceded to Certified Reinsurers (Cols. 64 + 69)	78 Total Provision for Reinsurance (Cols. 75 + 76 + 77)		
3299999. Total certified - affiliates - U.S. non-pool		XXX	XXX	XXX	XXX	XXX	XXX	XXX	XXX	XXX		
3599999. Total certified - affiliates - other (non-U.S.)		XXX	XXX	XXX	XXX	XXX	XXX	XXX	XXX	XXX		
3699999. Total certified - affiliates		XXX	XXX	XXX	XXX	XXX	XXX	XXX	XXX	XXX		
4299999. Total certified excluding Protected Cells (Sum of 3699999, 3799999, 3899999, 3999999 and 4099999)		XXX	XXX	XXX	XXX	XXX	XXX	XXX	XXX	XXX		
4699999. Total reciprocal jurisdiction - affiliates - U.S. non-pool			XXX	XXX	XXX					XXX	XXX	
RJ-1460019 .. MS AML IN AG			XXX	XXX	XXX					XXX	XXX	
4899999. Total reciprocal jurisdiction - affiliates - other (non-U.S.) - other			XXX	XXX	XXX					XXX	XXX	
4999999. Total reciprocal jurisdiction - affiliates - other (non-U.S.)			XXX	XXX	XXX					XXX	XXX	
5099999. Total reciprocal jurisdiction - affiliates			XXX	XXX	XXX					XXX	XXX	
5699999. Total reciprocal jurisdiction excluding Protected Cells (Sum of 5099999, 5199999, 5299999, 5399999 and 5499999)			XXX	XXX	XXX					XXX	XXX	
5799999. Total authorized, unauthorized, reciprocal jurisdiction and certified excluding Protected Cells (Sum of 1499999, 2899999, 4299999 and 5699999)												
5899999. Total Protected Cells (Sum of 1399999, 2799999, 4199999 and 5599999)												
9999999 Totals												

ANNUAL STATEMENT FOR THE YEAR 2025 OF THE CELINA MUTUAL INSURANCE COMPANY

SCHEDULE F - PART 5

Interrogatories for Schedule F, Part 3 (000 Omitted)

A. Report the five largest provisional commission rates included in the cedant's reinsurance treaties. The commission rate to be reported is by contract with ceded premium in excess of \$50,000:

	1 <u>Name of Reinsurer</u>	2 <u>Commission Rate</u>	3 <u>Ceded Premium</u>
1.	FACTORY MUT INS CO	35.000	1,594
2.		
3.		
4.		
5.		

B. Report the five largest reinsurance recoverables reported in Schedule F, Part 3, Column 15, due from any one reinsurer (based on the total recoverables, Schedule F, Part 3, Line 9999999, Column 15), the amount of ceded premium, and indicate whether the recoverables are due from an affiliated insurer.

	1 <u>Name of Reinsurer</u>	2 <u>Total Recoverables</u>	3 <u>Ceded Premiums</u>	4 <u>Affiliated</u>
6.	NATIONAL MUT INS CO	140,104	170,409	Yes [X] No []
7.	HANNOVER RUECK SE	2,579		Yes [] No [X]
8.	UNITED FIRE & CAS CO	2,257		Yes [] No [X]
9.	SWISS REINS AMER CORP	1,428		Yes [] No [X]
10.	TRANSATLANTIC REINS CO	1,199		Yes [] No [X]

NOTE: Disclosure of the five largest provisional commission rates should exclude mandatory pools and joint underwriting associations.

ANNUAL STATEMENT FOR THE YEAR 2025 OF THE CELINA MUTUAL INSURANCE COMPANY

SCHEDULE F - PART 6

Restatement of Balance Sheet to Identify Net Credit for Reinsurance

	1 As Reported (Net of Ceded)	2 Restatement Adjustments	3 Restated (Gross of Ceded)
ASSETS (Page 2, Col. 3)			
1. Cash and invested assets (Line 12)	100,369,847		100,369,847
2. Premiums and considerations (Line 15)	22,705,235	1,136,505	23,841,740
3. Reinsurance recoverable on loss and loss adjustment expense payments (Line 16.1)	6,379,963	(6,379,963)	
4. Funds held by or deposited with reinsured companies (Line 16.2)			
5. Other assets	10,571,249	(29,152,947)	(18,581,698)
6. Net amount recoverable from reinsurers		167,465,556	167,465,556
7. Protected cell assets (Line 27)			
8. Totals (Line 28)	140,026,294	133,069,151	273,095,445
LIABILITIES (Page 3)			
9. Losses and loss adjustment expenses (Lines 1 through 3)	25,752,207	58,675,652	84,427,859
10. Taxes, expenses, and other obligations (Lines 4 through 8)	2,479,304	3,877,808	6,357,112
11. Unearned premiums (Line 9)	37,601,158	83,526,234	121,127,392
12. Advance premiums (Line 10)	1,643,085		1,643,085
13. Dividends declared and unpaid (Line 11.1 and 11.2)			
14. Ceded reinsurance premiums payable (net of ceding commissions (Line 12)	13,010,543	(13,010,543)	
15. Funds held by company under reinsurance treaties (Line 13)			
16. Amounts withheld or retained by company for account of others (Line 14)	86,494		86,494
17. Provision for reinsurance (Line 16)			
18. Other liabilities	146,221		146,221
19. Total liabilities excluding protected cell business (Line 26)	80,719,012	133,069,151	213,788,163
20. Protected cell liabilities (Line 27)			
21. Surplus as regards policyholders (Line 37)	59,307,284	XXX	59,307,284
22. Totals (Line 38)	140,026,296	133,069,151	273,095,447

NOTE: Is the restatement of this exhibit the result of grossing up balances ceded to affiliates under 100 percent reinsurance or pooling arrangements? Yes [] No []

If yes, give full explanation: In addition to cessions to unaffiliated companies, the restatement adjustments shown above include gross cessions under a pooling arrangement (among affiliated insurance companies) but do not include the corresponding amounts assumed under this contract. The assumed amounts under this contract are \$75,463,496.

Schedule H - Part 1 - Analysis of Underwriting Operations

N O N E

Schedule H - Part 2 - Reserves and Liabilities

N O N E

Schedule H - Part 3 - Test of Prior Year's Claim Reserves and Liabilities

N O N E

Schedule H - Part 4 - Reinsurance

N O N E

Schedule H - Part 5 - Health Claims

N O N E

ANNUAL STATEMENT FOR THE YEAR 2025 OF THE CELINA MUTUAL INSURANCE COMPANY
SCHEDULE P - PART 1A - HOMEOWNERS/FAROWNERS
(\$000 OMITTED)

Years in Which Premiums Were Earned and Losses Were Incurred	Premiums Earned			Loss and Loss Expense Payments						10 Salvage and Subrogation Received	11 Total Net Paid Cols (4 - 5 + 6 - 7 + 8 - 9)	12 Number of Claims Reported Direct and Assumed
	1 Direct and Assumed	2 Ceded	3 Net (1 - 2)	Loss Payments		Defense and Cost Containment Payments		Adjusting and Other Payments				
				4 Direct and Assumed	5 Ceded	6 Direct and Assumed	7 Ceded	8 Direct and Assumed	9 Ceded			
1. Prior.....	XXX.....	XXX.....	XXX.....									XXX.....
2. 2016.....	15,356	1,724	13,632	7,334	465	158	13	1,007	15	175	8,007	1,320
3. 2017.....	15,973	1,763	14,210	13,465	2,401	118	22	1,451	81	85	12,530	2,023
4. 2018.....	16,931	1,797	15,134	9,256	672	120	17	1,184	17	60	9,853	1,396
5. 2019.....	17,783	2,501	15,282	13,342	4,769	109	22	1,596	191	159	10,065	2,018
6. 2020.....	18,006	1,822	16,184	15,519	6,243	107	1	1,696	298	65	10,779	2,382
7. 2021.....	18,224	1,520	16,704	10,674	887	77	1	1,158	13	76	11,008	1,296
8. 2022.....	18,986	1,737	17,249	12,770	1,039	140	4	1,257	10	192	13,115	1,501
9. 2023.....	20,669	2,459	18,210	18,493	2,103	164		1,670	75	123	18,149	1,856
10. 2024.....	22,810	2,242	20,568	15,891	1,684	107	2	1,548	28	129	15,833	1,274
11. 2025.....	26,120	2,341	23,779	9,252	8	52		1,156		23	10,451	959
12. Totals	XXX	XXX	XXX	125,996	20,272	1,152	82	13,724	727	1,087	119,791	XXX

	Losses Unpaid				Defense and Cost Containment Unpaid				Adjusting and Other Unpaid		23 Salvage and Subrogation Anticipated	24 Total Net Losses and Expenses Unpaid	25 Number of Claims Outstanding Direct and Assumed
	Case Basis		Bulk + IBNR		Case Basis		Bulk + IBNR						
	13 Direct and Assumed	14 Ceded	15 Direct and Assumed	16 Ceded	17 Direct and Assumed	18 Ceded	19 Direct and Assumed	20 Ceded	21 Direct and Assumed	22 Ceded			
1. Prior.....													
2. 2016.....													
3. 2017.....							2					2	
4. 2018.....							2					2	
5. 2019.....	19						9					28	1
6. 2020.....			5				5				1	10	
7. 2021.....			34				22		2		1	58	
8. 2022.....	73	18	101				54		5		3	215	1
9. 2023.....	90	2	205	27			124	2	29		10	419	3
10. 2024.....	345	54	482	85			209	25	77		32	950	14
11. 2025.....	1,616	142	1,868	137			371	81	320		70	3,815	67
12. Totals	2,144	216	2,695	248			797	108	434		117	5,498	86

	Total Losses and Loss Expenses Incurred			Loss and Loss Expense Percentage (Incurred / Premiums Earned)			Nontabular Discount		34 Inter-Company Pooling Participation Percentage	Net Balance Sheet Reserves After Discount	
	26 Direct and Assumed	27 Ceded	28 Net	29 Direct and Assumed	30 Ceded	31 Net	32 Loss	33 Loss Expense		35 Losses Unpaid	36 Loss Expenses Unpaid
	1. Prior.....	XXX.....	XXX.....	XXX.....	XXX.....	XXX.....	XXX.....				XXX.....
2. 2016.....	8,499	492	8,007	55.3	28.6	58.7			36.0		
3. 2017.....	15,036	2,504	12,532	94.1	142.0	88.2			36.0		2
4. 2018.....	10,561	706	9,855	62.4	39.3	65.1			36.0		2
5. 2019.....	15,076	4,982	10,094	84.8	199.2	66.1			36.0	19	9
6. 2020.....	17,331	6,542	10,789	96.3	359.0	66.7			36.0	5	5
7. 2021.....	11,967	901	11,066	65.7	59.3	66.3			36.0	35	23
8. 2022.....	14,401	1,071	13,330	75.8	61.6	77.3			36.0	155	59
9. 2023.....	20,777	2,209	18,568	100.5	89.8	102.0			36.0	267	152
10. 2024.....	18,660	1,878	16,782	81.8	83.8	81.6			36.0	689	261
11. 2025.....	14,634	368	14,266	56.0	15.7	60.0			36.0	3,205	610
12. Totals	XXX	XXX	XXX	XXX	XXX	XXX			XXX	4,374	1,123

ANNUAL STATEMENT FOR THE YEAR 2025 OF THE CELINA MUTUAL INSURANCE COMPANY
SCHEDULE P - PART 1B - PRIVATE PASSENGER AUTO LIABILITY/MEDICAL
(\$000 OMITTED)

Years in Which Premiums Were Earned and Losses Were Incurred	Premiums Earned			Loss and Loss Expense Payments						12 Number of Claims Reported Direct and Assumed		
	1 Direct and Assumed	2 Ceded	3 Net (1 - 2)	Loss Payments		Defense and Cost Containment Payments		Adjusting and Other Payments			10 Salvage and Subrogation Received	11 Total Net Paid Cols (4 - 5 + 6 - 7 + 8 - 9)
				4 Direct and Assumed	5 Ceded	6 Direct and Assumed	7 Ceded	8 Direct and Assumed	9 Ceded			
1. Prior.....	XXX.....	XXX.....	XXX.....	3.....	10.....			1.....		8.....	(6).....	XXX.....
2. 2016.....	9,308.....	109.....	9,199.....	6,335.....	69.....	243.....		697.....		347.....	7,205.....	1,532.....
3. 2017.....	9,954.....	104.....	9,850.....	7,277.....	226.....	263.....	5.....	643.....		358.....	7,953.....	1,570.....
4. 2018.....	10,736.....	118.....	10,618.....	7,720.....	198.....	349.....	4.....	788.....		342.....	8,655.....	1,649.....
5. 2019.....	10,955.....	157.....	10,798.....	7,405.....	130.....	255.....	7.....	713.....	2.....	348.....	8,234.....	1,539.....
6. 2020.....	10,598.....	193.....	10,405.....	4,973.....	35.....	145.....	1.....	499.....		232.....	5,581.....	1,050.....
7. 2021.....	9,956.....	235.....	9,721.....	5,336.....	60.....	182.....	2.....	564.....		225.....	6,019.....	1,074.....
8. 2022.....	9,258.....	265.....	8,993.....	6,895.....	152.....	218.....	12.....	572.....		257.....	7,521.....	1,022.....
9. 2023.....	9,165.....	242.....	8,922.....	6,456.....	12.....	185.....		490.....		315.....	7,118.....	953.....
10. 2024.....	9,584.....	249.....	9,335.....	4,870.....		88.....		474.....		219.....	5,432.....	829.....
11. 2025.....	9,299.....	295.....	9,004.....	2,346.....		23.....		381.....		89.....	2,750.....	606.....
12. Totals.....	XXX.....	XXX.....	XXX.....	59,616.....	892.....	1,951.....	32.....	5,821.....	2.....	2,739.....	66,461.....	XXX.....

	Losses Unpaid				Defense and Cost Containment Unpaid				Adjusting and Other Unpaid		23 Salvage and Subrogation Anticipated	24 Total Net Losses and Expenses Unpaid	25 Number of Claims Outstanding Direct and Assumed
	Case Basis		Bulk + IBNR		Case Basis		Bulk + IBNR						
	13 Direct and Assumed	14 Ceded	15 Direct and Assumed	16 Ceded	17 Direct and Assumed	18 Ceded	19 Direct and Assumed	20 Ceded	21 Direct and Assumed	22 Ceded			
1. Prior.....	1.....	2.....										(2).....	
2. 2016.....													
3. 2017.....													
4. 2018.....			(1).....								1.....	(1).....	
5. 2019.....	18.....		(5).....				4.....				5.....	17.....	
6. 2020.....	2.....		1.....				7.....		2.....		5.....	12.....	
7. 2021.....	108.....		1.....				20.....		4.....		10.....	132.....	3.....
8. 2022.....	123.....		36.....				58.....		9.....		16.....	225.....	5.....
9. 2023.....	363.....		227.....	4.....			126.....	2.....	27.....		32.....	738.....	15.....
10. 2024.....	774.....		773.....	50.....			216.....	16.....	72.....		66.....	1,768.....	40.....
11. 2025.....	1,463.....		2,404.....	279.....			329.....	90.....	202.....		150.....	4,029.....	134.....
12. Totals.....	2,851.....	2.....	3,435.....	333.....			760.....	108.....	315.....		285.....	6,918.....	198.....

	Total Losses and Loss Expenses Incurred			Loss and Loss Expense Percentage (Incurred / Premiums Earned)			Nontabular Discount		34 Inter-Company Pooling Participation Percentage	Net Balance Sheet Reserves After Discount	
	26 Direct and Assumed	27 Ceded	28 Net	29 Direct and Assumed	30 Ceded	31 Net	32 Loss	33 Loss Expense		35 Losses Unpaid	36 Loss Expenses Unpaid
1. Prior.....	XXX.....	XXX.....	XXX.....	XXX.....	XXX.....	XXX.....			XXX.....	(2).....	
2. 2016.....	7,275.....	70.....	7,205.....	78.2.....	63.6.....	78.3.....			36.0.....		
3. 2017.....	8,183.....	230.....	7,953.....	82.2.....	221.8.....	80.7.....			36.0.....		
4. 2018.....	8,856.....	202.....	8,653.....	82.5.....	171.4.....	81.5.....			36.0.....	(1).....	
5. 2019.....	8,390.....	139.....	8,251.....	76.6.....	88.7.....	76.4.....			36.0.....	13.....	4.....
6. 2020.....	5,629.....	36.....	5,592.....	53.1.....	18.9.....	53.7.....			36.0.....	3.....	9.....
7. 2021.....	6,214.....	62.....	6,151.....	62.4.....	26.5.....	63.3.....			36.0.....	109.....	23.....
8. 2022.....	7,910.....	165.....	7,746.....	85.4.....	62.1.....	86.1.....			36.0.....	159.....	67.....
9. 2023.....	7,874.....	18.....	7,856.....	85.9.....	7.3.....	88.0.....			36.0.....	587.....	151.....
10. 2024.....	7,266.....	67.....	7,200.....	75.8.....	26.8.....	77.1.....			36.0.....	1,496.....	272.....
11. 2025.....	7,148.....	369.....	6,779.....	76.9.....	125.1.....	75.3.....			36.0.....	3,588.....	441.....
12. Totals.....	XXX.....	XXX.....	XXX.....	XXX.....	XXX.....	XXX.....			XXX.....	5,951.....	967.....

ANNUAL STATEMENT FOR THE YEAR 2025 OF THE CELINA MUTUAL INSURANCE COMPANY
SCHEDULE P - PART 1C - COMMERCIAL AUTO/TRUCK LIABILITY/MEDICAL
(\$000 OMITTED)

Years in Which Premiums Were Earned and Losses Were Incurred	Premiums Earned			Loss and Loss Expense Payments						10 Salvage and Subrogation Received	11 Total Net Paid Cols (4 - 5 + 6 - 7 + 8 - 9)	12 Number of Claims Reported Direct and Assumed
	1 Direct and Assumed	2 Ceded	3 Net (1 - 2)	Loss Payments		Defense and Cost Containment Payments		Adjusting and Other Payments				
				4 Direct and Assumed	5 Ceded	6 Direct and Assumed	7 Ceded	8 Direct and Assumed	9 Ceded			
1. Prior.....	XXX	XXX	XXX									XXX
2. 2016.....	1,019	38	980	461	24	15	1	61		11	513	68
3. 2017.....	1,139	56	1,083	354		8		43		15	405	72
4. 2018.....	1,353	66	1,287	506	12	14	1	61		24	568	97
5. 2019.....	1,721	84	1,637	725	59	18	2	64		30	745	114
6. 2020.....	2,170	116	2,053	934	152	88	9	63		20	924	99
7. 2021.....	2,680	144	2,536	1,211		62		101		23	1,374	161
8. 2022.....	3,225	197	3,028	1,840	198	114	18	158		31	1,896	191
9. 2023.....	3,835	176	3,659	1,338		43		112		32	1,494	186
10. 2024.....	4,471	188	4,283	1,155		28		126		60	1,310	187
11. 2025.....	5,243	216	5,027	772		11		143		38	927	191
12. Totals	XXX	XXX	XXX	9,297	445	401	30	932		284	10,154	XXX

	Losses Unpaid				Defense and Cost Containment Unpaid				Adjusting and Other Unpaid		23 Salvage and Subrogation Anticipated	24 Total Net Losses and Expenses Unpaid	25 Number of Claims Outstanding Direct and Assumed
	Case Basis		Bulk + IBNR		Case Basis		Bulk + IBNR						
	13 Direct and Assumed	14 Ceded	15 Direct and Assumed	16 Ceded	17 Direct and Assumed	18 Ceded	19 Direct and Assumed	20 Ceded	21 Direct and Assumed	22 Ceded			
1. Prior.....													
2. 2016.....													
3. 2017.....													
4. 2018.....													
5. 2019.....			(1)				2				1	1	
6. 2020.....	307	188	(1)				2				1	121	1
7. 2021.....	238	64	3				5				1	182	1
8. 2022.....	91	8	16				20		4		2	122	2
9. 2023.....	242	4	104	4			50	2	11		4	399	6
10. 2024.....	508		378	29			95	5	32		8	979	12
11. 2025.....	947	97	1,404	169			180	49	112		16	2,328	46
12. Totals	2,333	360	1,903	202			355	56	158		32	4,131	67

	Total Losses and Loss Expenses Incurred			Loss and Loss Expense Percentage (Incurred / Premiums Earned)			Nontabular Discount		34 Inter-Company Pooling Participation Percentage	Net Balance Sheet Reserves After Discount	
	26 Direct and Assumed	27 Ceded	28 Net	29 Direct and Assumed	30 Ceded	31 Net	32 Loss	33 Loss Expense		35 Losses Unpaid	36 Loss Expenses Unpaid
	1. Prior.....	XXX	XXX	XXX	XXX	XXX	XXX				XXX
2. 2016.....	537	24	513	52.7	63.8	52.3			36.0		
3. 2017.....	405		405	35.5		37.4			36.0		
4. 2018.....	580	12	568	42.9	18.8	44.1			36.0		
5. 2019.....	807	61	746	46.9	71.9	45.6			36.0	(1)	2
6. 2020.....	1,394	349	1,045	64.2	300.4	50.9			36.0	119	2
7. 2021.....	1,620	64	1,556	60.4	44.5	61.3			36.0	176	5
8. 2022.....	2,243	225	2,018	69.5	114.0	66.6			36.0	99	23
9. 2023.....	1,901	9	1,892	49.6	5.1	51.7			36.0	339	59
10. 2024.....	2,323	34	2,288	51.9	18.1	53.4			36.0	857	122
11. 2025.....	3,570	315	3,255	68.1	145.9	64.7			36.0	2,085	243
12. Totals	XXX	XXX	XXX	XXX	XXX	XXX			XXX	3,674	457

ANNUAL STATEMENT FOR THE YEAR 2025 OF THE CELINA MUTUAL INSURANCE COMPANY

SCHEDULE P - PART 1D - WORKERS' COMPENSATION
(EXCLUDING EXCESS WORKERS' COMPENSATION)

(\$000 OMITTED)

Years in Which Premiums Were Earned and Losses Were Incurred	Premiums Earned			Loss and Loss Expense Payments						12 Number of Claims Reported Direct and Assumed		
	1 Direct and Assumed	2 Ceded	3 Net (1 - 2)	Loss Payments		Defense and Cost Containment Payments		Adjusting and Other Payments			10 Salvage and Subrogation Received	11 Total Net Paid Cols (4 - 5 + 6 - 7 + 8 - 9)
				4	5	6	7	8	9			
				Direct and Assumed	Ceded	Direct and Assumed	Ceded	Direct and Assumed	Ceded			
1. Prior.....	XXX	XXX	XXX	9	1	1	1		1		8	XXX
2. 2016.....	580	74	506	237	54	42	8	21			237	29
3. 2017.....	645	77	568	222		34		22		1	278	24
4. 2018.....	729	193	536	164		26		24		12	214	38
5. 2019.....	833	186	647	260		59		19		7	338	42
6. 2020.....	967	200	768	254		42		17		1	312	43
7. 2021.....	1,183	247	935	423		73		30			525	51
8. 2022.....	1,360	239	1,121	401		78		28			507	51
9. 2023.....	1,299	215	1,084	535		127		32			694	54
10. 2024.....	1,194	234	960	653		128		54			835	50
11. 2025.....	1,160	236	924	204		38		38			280	34
12. Totals	XXX	XXX	XXX	3,362	55	648	9	284	1	20	4,229	XXX

	Losses Unpaid				Defense and Cost Containment Unpaid				Adjusting and Other Unpaid		23 Salvage and Subrogation Anticipated	24 Total Net Losses and Expenses Unpaid	25 Number of Claims Outstanding Direct and Assumed
	Case Basis		Bulk + IBNR		Case Basis		Bulk + IBNR		21 Direct and Assumed	22 Ceded			
	13	14	15	16	17	18	19	20					
	Direct and Assumed	Ceded	Direct and Assumed	Ceded	Direct and Assumed	Ceded	Direct and Assumed	Ceded					
1. Prior.....	116	7										109	
2. 2016.....													
3. 2017.....													
4. 2018.....	2											2	2
5. 2019.....	6						1					7	
6. 2020.....	2		2				2					5	
7. 2021.....	46		7				6		1			60	
8. 2022.....	50		13				11		3			76	1
9. 2023.....	115		43				32		5			196	3
10. 2024.....	297	22	157	7			98	16	17			524	9
11. 2025.....	177		212	34			100	32	23			446	16
12. Totals	811	29	434	41			250	49	49			1,425	32

	Total Losses and Loss Expenses Incurred			Loss and Loss Expense Percentage (Incurred / Premiums Earned)			Nontabular Discount		34 Inter-Company Pooling Participation Percentage	Net Balance Sheet Reserves After Discount	
	26	27	28	29	30	31	32	33		35 Losses Unpaid	36 Loss Expenses Unpaid
	Direct and Assumed	Ceded	Net	Direct and Assumed	Ceded	Net	Loss	Loss Expense			
1. Prior.....	XXX	XXX	XXX	XXX	XXX	XXX			XXX	109	
2. 2016.....	300	62	237	51.7	84.1	46.9			36.0		
3. 2017.....	278		278	43.1		48.9			36.0		
4. 2018.....	216		216	29.7		40.3			36.0	2	
5. 2019.....	345		345	41.4		53.3			36.0	6	1
6. 2020.....	318		318	32.9		41.4			36.0	4	2
7. 2021.....	585		585	49.5		62.6			36.0	53	7
8. 2022.....	583		583	42.9		52.0			36.0	63	14
9. 2023.....	890		890	68.5		82.1			36.0	158	38
10. 2024.....	1,404	45	1,359	117.6	19.4	141.5			36.0	425	99
11. 2025.....	792	67	726	68.3	28.2	78.6			36.0	356	90
12. Totals	XXX	XXX	XXX	XXX	XXX	XXX			XXX	1,175	250

ANNUAL STATEMENT FOR THE YEAR 2025 OF THE CELINA MUTUAL INSURANCE COMPANY
SCHEDULE P - PART 1E - COMMERCIAL MULTIPLE PERIL

(\$000 OMITTED)

Years in Which Premiums Were Earned and Losses Were Incurred	Premiums Earned			Loss and Loss Expense Payments						10 Salvage and Subrogation Received	11 Total Net Paid Cols (4 - 5 + 6 - 7 + 8 - 9)	12 Number of Claims Reported Direct and Assumed
	1 Direct and Assumed	2 Ceded	3 Net (1 - 2)	Loss Payments		Defense and Cost Containment Payments		Adjusting and Other Payments				
				4 Direct and Assumed	5 Ceded	6 Direct and Assumed	7 Ceded	8 Direct and Assumed	9 Ceded			
1. Prior.....	XXX.....	XXX.....	XXX.....	2.....	2.....	33.....	38.....				(5).....	XXX.....
2. 2016.....	3,322.....	714.....	2,608.....	1,487.....	201.....	93.....	2.....	189.....	2.....	97.....	1,563.....	166.....
3. 2017.....	3,808.....	848.....	2,960.....	2,238.....	358.....	58.....	7.....	269.....	11.....	109.....	2,190.....	248.....
4. 2018.....	4,419.....	942.....	3,477.....	1,674.....	444.....	55.....	6.....	253.....	7.....	14.....	1,525.....	226.....
5. 2019.....	5,234.....	1,166.....	4,068.....	3,216.....	1,226.....	173.....	9.....	390.....	23.....	204.....	2,521.....	297.....
6. 2020.....	6,086.....	1,574.....	4,512.....	12,791.....	9,595.....	178.....	10.....	1,083.....	213.....	260.....	4,234.....	614.....
7. 2021.....	6,754.....	1,297.....	5,457.....	4,078.....	1,322.....	167.....	15.....	458.....	8.....	6.....	3,358.....	310.....
8. 2022.....	7,537.....	1,443.....	6,094.....	4,266.....	747.....	178.....	12.....	395.....	2.....	136.....	4,078.....	399.....
9. 2023.....	9,045.....	1,825.....	7,220.....	5,064.....	992.....	171.....	10.....	428.....	16.....	79.....	4,645.....	391.....
10. 2024.....	10,489.....	1,941.....	8,548.....	3,281.....	472.....	81.....	5.....	384.....	4.....	116.....	3,265.....	348.....
11. 2025.....	11,469.....	2,205.....	9,263.....	2,518.....	413.....	48.....	8.....	360.....	1.....	62.....	2,503.....	278.....
12. Totals.....	XXX.....	XXX.....	XXX.....	40,616.....	15,773.....	1,234.....	122.....	4,209.....	287.....	1,083.....	29,878.....	XXX.....

	Losses Unpaid				Defense and Cost Containment Unpaid				Adjusting and Other Unpaid		23 Salvage and Subrogation Anticipated	24 Total Net Losses and Expenses Unpaid	25 Number of Claims Outstanding Direct and Assumed
	Case Basis		Bulk + IBNR		Case Basis		Bulk + IBNR		21 Direct and Assumed	22 Ceded			
	13 Direct and Assumed	14 Ceded	15 Direct and Assumed	16 Ceded	17 Direct and Assumed	18 Ceded	19 Direct and Assumed	20 Ceded					
									13	14			
1. Prior.....	149.....	60.....										89.....	4.....
2. 2016.....	4.....											4.....	1.....
3. 2017.....													
4. 2018.....	18.....											18.....	
5. 2019.....						2.....						2.....	
6. 2020.....	82.....		1.....			2.....					1.....	84.....	1.....
7. 2021.....	65.....		12.....			7.....					1.....	84.....	2.....
8. 2022.....	32.....		35.....			20.....			2.....		4.....	88.....	2.....
9. 2023.....	418.....	68.....	77.....	9.....		50.....			13.....		17.....	481.....	12.....
10. 2024.....	509.....	90.....	176.....	32.....		90.....	13.....	34.....			52.....	674.....	25.....
11. 2025.....	1,834.....	795.....	723.....	56.....		151.....	34.....	137.....			112.....	1,960.....	53.....
12. Totals.....	3,110.....	1,014.....	1,024.....	97.....		322.....	47.....	185.....			187.....	3,483.....	100.....

	Total Losses and Loss Expenses Incurred			Loss and Loss Expense Percentage (Incurred / Premiums Earned)			Nontabular Discount		34 Inter-Company Pooling Participation Percentage	Net Balance Sheet Reserves After Discount	
	26 Direct and Assumed	27 Ceded	28 Net	29 Direct and Assumed	30 Ceded	31 Net	32 Loss	33 Loss Expense		35 Losses Unpaid	36 Loss Expenses Unpaid
1. Prior.....	XXX.....	XXX.....	XXX.....	XXX.....	XXX.....	XXX.....			XXX.....	89.....	
2. 2016.....	1,772.....	205.....	1,567.....	53.3.....	28.8.....	60.1.....			36.0.....	4.....	
3. 2017.....	2,565.....	375.....	2,190.....	67.4.....	44.2.....	74.0.....			36.0.....		
4. 2018.....	2,000.....	457.....	1,543.....	45.3.....	48.5.....	44.4.....			36.0.....	18.....	
5. 2019.....	3,781.....	1,258.....	2,523.....	72.2.....	107.9.....	62.0.....			36.0.....		2.....
6. 2020.....	14,136.....	9,818.....	4,318.....	232.3.....	623.8.....	95.7.....			36.0.....	83.....	2.....
7. 2021.....	4,786.....	1,344.....	3,442.....	70.9.....	103.7.....	63.1.....			36.0.....	76.....	7.....
8. 2022.....	4,927.....	761.....	4,166.....	65.4.....	52.7.....	68.4.....			36.0.....	67.....	22.....
9. 2023.....	6,222.....	1,096.....	5,126.....	68.8.....	60.0.....	71.0.....			36.0.....	418.....	63.....
10. 2024.....	4,556.....	617.....	3,939.....	43.4.....	31.8.....	46.1.....			36.0.....	563.....	112.....
11. 2025.....	5,771.....	1,308.....	4,463.....	50.3.....	59.3.....	48.2.....			36.0.....	1,706.....	254.....
12. Totals.....	XXX.....	XXX.....	XXX.....	XXX.....	XXX.....	XXX.....			XXX.....	3,022.....	461.....

ANNUAL STATEMENT FOR THE YEAR 2025 OF THE CELINA MUTUAL INSURANCE COMPANY
SCHEDULE P - PART 1F - SECTION 1 - MEDICAL PROFESSIONAL LIABILITY - OCCURRENCE
(\$000 OMITTED)

Years in Which Premiums Were Earned and Losses Were Incurred	Premiums Earned			Loss and Loss Expense Payments						10 Salvage and Subrogation Received	11 Total Net Paid Cols (4 - 5 + 6 - 7 + 8 - 9)	12 Number of Claims Reported Direct and Assumed
	1 Direct and Assumed	2 Ceded	3 Net (1 - 2)	Loss Payments		Defense and Cost Containment Payments		Adjusting and Other Payments				
				4 Direct and Assumed	5 Ceded	6 Direct and Assumed	7 Ceded	8 Direct and Assumed	9 Ceded			
1. Prior.....	XXX	XXX	XXX									XXX
2. 2016.....												
3. 2017.....												
4. 2018.....												
5. 2019.....												
6. 2020.....												
7. 2021.....												
8. 2022.....												
9. 2023.....												
10. 2024.....												
11. 2025.....												
12. Totals	XXX	XXX	XXX									XXX

	Losses Unpaid				Defense and Cost Containment Unpaid				Adjusting and Other Unpaid		23 Salvage and Subrogation Anticipated	24 Total Net Losses and Expenses Unpaid	25 Number of Claims Outstanding Direct and Assumed
	Case Basis		Bulk + IBNR		Case Basis		Bulk + IBNR		21 Direct and Assumed	22 Ceded			
	13 Direct and Assumed	14 Ceded	15 Direct and Assumed	16 Ceded	17 Direct and Assumed	18 Ceded	19 Direct and Assumed	20 Ceded					
1. Prior.....													
2. 2016.....													
3. 2017.....													
4. 2018.....													
5. 2019.....													
6. 2020.....													
7. 2021.....													
8. 2022.....													
9. 2023.....													
10. 2024.....													
11. 2025.....													
12. Totals													

	Total Losses and Loss Expenses Incurred			Loss and Loss Expense Percentage (Incurred / Premiums Earned)			Nontabular Discount		34 Inter-Company Pooling Participation Percentage	Net Balance Sheet Reserves After Discount		
	26 Direct and Assumed	27 Ceded	28 Net	29 Direct and Assumed	30 Ceded	31 Net	32 Loss	33 Loss Expense		35 Losses Unpaid	36 Loss Expenses Unpaid	
												1. Prior.....
2. 2016.....												
3. 2017.....												
4. 2018.....												
5. 2019.....												
6. 2020.....												
7. 2021.....												
8. 2022.....												
9. 2023.....												
10. 2024.....												
11. 2025.....												
12. Totals	XXX	XXX	XXX	XXX	XXX	XXX			XXX			

ANNUAL STATEMENT FOR THE YEAR 2025 OF THE CELINA MUTUAL INSURANCE COMPANY
SCHEDULE P - PART 1F - SECTION 2 - MEDICAL PROFESSIONAL LIABILITY - CLAIMS-MADE
(\$000 OMITTED)

Years in Which Premiums Were Earned and Losses Were Incurred	Premiums Earned			Loss and Loss Expense Payments						10 Salvage and Subrogation Received	11 Total Net Paid Cols (4 - 5 + 6 - 7 + 8 - 9)	12 Number of Claims Reported Direct and Assumed
	1 Direct and Assumed	2 Ceded	3 Net (1 - 2)	Loss Payments		Defense and Cost Containment Payments		Adjusting and Other Payments				
				4 Direct and Assumed	5 Ceded	6 Direct and Assumed	7 Ceded	8 Direct and Assumed	9 Ceded			
1. Prior.....	XXX	XXX	XXX									XXX
2. 2016.....												
3. 2017.....												
4. 2018.....												
5. 2019.....												
6. 2020.....												
7. 2021.....												
8. 2022.....												
9. 2023.....												
10. 2024.....												
11. 2025.....												
12. Totals	XXX	XXX	XXX									XXX

	Losses Unpaid				Defense and Cost Containment Unpaid				Adjusting and Other Unpaid		23 Salvage and Subrogation Anticipated	24 Total Net Losses and Expenses Unpaid	25 Number of Claims Outstanding Direct and Assumed
	Case Basis		Bulk + IBNR		Case Basis		Bulk + IBNR		Adjusting and Other Unpaid				
	13 Direct and Assumed	14 Ceded	15 Direct and Assumed	16 Ceded	17 Direct and Assumed	18 Ceded	19 Direct and Assumed	20 Ceded	21 Direct and Assumed	22 Ceded			
1. Prior.....													
2. 2016.....													
3. 2017.....													
4. 2018.....													
5. 2019.....													
6. 2020.....													
7. 2021.....													
8. 2022.....													
9. 2023.....													
10. 2024.....													
11. 2025.....													
12. Totals													

	Total Losses and Loss Expenses Incurred			Loss and Loss Expense Percentage (Incurred / Premiums Earned)			Nontabular Discount		34 Inter-Company Pooling Participation Percentage	Net Balance Sheet Reserves After Discount	
	26 Direct and Assumed	27 Ceded	28 Net	29 Direct and Assumed	30 Ceded	31 Net	32 Loss	33 Loss Expense		35 Losses Unpaid	36 Loss Expenses Unpaid
	1. Prior.....	XXX	XXX	XXX	XXX	XXX	XXX				XXX
2. 2016.....											
3. 2017.....											
4. 2018.....											
5. 2019.....											
6. 2020.....											
7. 2021.....											
8. 2022.....											
9. 2023.....											
10. 2024.....											
11. 2025.....											
12. Totals	XXX	XXX	XXX	XXX	XXX	XXX			XXX		

ANNUAL STATEMENT FOR THE YEAR 2025 OF THE CELINA MUTUAL INSURANCE COMPANY
SCHEDULE P - PART 1G - SPECIAL LIABILITY (OCEAN MARINE, AIRCRAFT (ALL PERILS),
BOILER AND MACHINERY)
(\$000 OMITTED)

Years in Which Premiums Were Earned and Losses Were Incurred	Premiums Earned			Loss and Loss Expense Payments						10 Salvage and Subrogation Received	11 Total Net Paid Cols (4 - 5 + 6 - 7 + 8 - 9)	12 Number of Claims Reported Direct and Assumed
	1	2	3	Loss Payments		Defense and Cost Containment Payments		Adjusting and Other Payments				
	Direct and Assumed	Ceded	Net (1 - 2)	4 Direct and Assumed	5 Ceded	6 Direct and Assumed	7 Ceded	8 Direct and Assumed	9 Ceded			
1. Prior.....	XXX	XXX	XXX									XXX
2. 2016.....												XXX
3. 2017.....												XXX
4. 2018.....												XXX
5. 2019.....												XXX
6. 2020.....												XXX
7. 2021.....												XXX
8. 2022.....												XXX
9. 2023.....												XXX
10. 2024.....												XXX
11. 2025.....												XXX
12. Totals	XXX	XXX	XXX									XXX

	Losses Unpaid				Defense and Cost Containment Unpaid				Adjusting and Other Unpaid		23 Salvage and Subrogation Anticipated	24 Total Net Losses and Expenses Unpaid	25 Number of Claims Outstanding Direct and Assumed
	Case Basis		Bulk + IBNR		Case Basis		Bulk + IBNR						
	13 Direct and Assumed	14 Ceded	15 Direct and Assumed	16 Ceded	17 Direct and Assumed	18 Ceded	19 Direct and Assumed	20 Ceded	21 Direct and Assumed	22 Ceded			
1. Prior.....													
2. 2016.....													
3. 2017.....													
4. 2018.....													
5. 2019.....													
6. 2020.....													
7. 2021.....													
8. 2022.....													
9. 2023.....													
10. 2024.....													
11. 2025.....													
12. Totals													

	Total Losses and Loss Expenses Incurred			Loss and Loss Expense Percentage (Incurred /Premiums Earned)			Nontabular Discount		34 Inter-Company Pooling Participation Percentage	Net Balance Sheet Reserves After Discount	
	26	27	28	29	30	31	32	33		35	36
	Direct and Assumed	Ceded	Net	Direct and Assumed	Ceded	Net	Loss	Loss Expense		Losses Unpaid	Loss Expenses Unpaid
1. Prior.....	XXX	XXX	XXX	XXX	XXX	XXX			XXX		
2. 2016.....									36.0		
3. 2017.....									36.0		
4. 2018.....									36.0		
5. 2019.....									36.0		
6. 2020.....									36.0		
7. 2021.....									36.0		
8. 2022.....									36.0		
9. 2023.....									36.0		
10. 2024.....									36.0		
11. 2025.....									36.0		
12. Totals	XXX	XXX	XXX	XXX	XXX	XXX			XXX		

ANNUAL STATEMENT FOR THE YEAR 2025 OF THE CELINA MUTUAL INSURANCE COMPANY
SCHEDULE P - PART 1H - SECTION 1 - OTHER LIABILITY - OCCURRENCE
(\$000 OMITTED)

Years in Which Premiums Were Earned and Losses Were Incurred	Premiums Earned			Loss and Loss Expense Payments						10 Salvage and Subrogation Received	11 Total Net Paid Cols (4 - 5 + 6 - 7 + 8 - 9)	12 Number of Claims Reported Direct and Assumed	
	1 Direct and Assumed	2 Ceded	3 Net (1 - 2)	Loss Payments		Defense and Cost Containment Payments		Adjusting and Other Payments					
				4 Direct and Assumed	5 Ceded	6 Direct and Assumed	7 Ceded	8 Direct and Assumed	9 Ceded				
1. Prior.....	XXX	XXX	XXX									XXX	
2. 2016.....	1,078	253	825	275	84	22	6	21				229	15
3. 2017.....	1,153	242	910	56		8		16				81	16
4. 2018.....	1,279	245	1,034	20		3		17				40	18
5. 2019.....	1,433	244	1,189	743	522	54	3	36				308	13
6. 2020.....	1,579	293	1,286	331	157	7	3	16				194	13
7. 2021.....	1,754	357	1,397	398	169	54		62				346	22
8. 2022.....	1,933	337	1,596	164	41	43	7	21				179	23
9. 2023.....	2,150	409	1,742	42		89		10				141	16
10. 2024.....	2,325	451	1,874	31		12		7				50	13
11. 2025.....	2,552	523	2,028	34		2		9				45	15
12. Totals	XXX	XXX	XXX	2,095	973	295	19	215				1,612	XXX

	Losses Unpaid				Defense and Cost Containment Unpaid				Adjusting and Other Unpaid		23 Salvage and Subrogation Anticipated	24 Total Net Losses and Expenses Unpaid	25 Number of Claims Outstanding Direct and Assumed
	Case Basis		Bulk + IBNR		Case Basis		Bulk + IBNR						
	13 Direct and Assumed	14 Ceded	15 Direct and Assumed	16 Ceded	17 Direct and Assumed	18 Ceded	19 Direct and Assumed	20 Ceded	21 Direct and Assumed	22 Ceded			
1. Prior.....	2											2	
2. 2016.....													
3. 2017.....													
4. 2018.....													
5. 2019.....													
6. 2020.....			2				2	2				2	
7. 2021.....			13	4			11	4	2			18	
8. 2022.....	74		34	7			16	5	2			113	1
9. 2023.....	64		126	59			45	18	14			171	2
10. 2024.....	2		308	130			63	25	18			236	1
11. 2025.....	40		392	184			104	52	30			331	4
12. Totals	182		875	383			241	106	65			873	9

	Total Losses and Loss Expenses Incurred			Loss and Loss Expense Percentage (Incurred / Premiums Earned)			Nontabular Discount		34 Inter-Company Pooling Participation Percentage	Net Balance Sheet Reserves After Discount	
	26 Direct and Assumed	27 Ceded	28 Net	29 Direct and Assumed	30 Ceded	31 Net	32 Loss	33 Loss Expense		35 Losses Unpaid	36 Loss Expenses Unpaid
	1. Prior.....	XXX	XXX	XXX	XXX	XXX	XXX				XXX
2. 2016.....	318	89	229	29.6	35.4	27.8			36.0		
3. 2017.....	81		81	7.0		8.9			36.0		
4. 2018.....	40		40	3.2		3.9			36.0		
5. 2019.....	833	525	308	58.1	215.4	25.9			36.0		
6. 2020.....	358	162	196	22.6	55.2	15.2			36.0	2	
7. 2021.....	540	176	364	30.8	49.3	26.0			36.0	9	9
8. 2022.....	354	61	292	18.3	18.2	18.3			36.0	101	13
9. 2023.....	389	77	312	18.1	18.9	17.9			36.0	131	41
10. 2024.....	440	155	285	18.9	34.3	15.2			36.0	180	56
11. 2025.....	612	236	376	24.0	45.1	18.5			36.0	249	82
12. Totals	XXX	XXX	XXX	XXX	XXX	XXX			XXX	673	200

ANNUAL STATEMENT FOR THE YEAR 2025 OF THE CELINA MUTUAL INSURANCE COMPANY
SCHEDULE P - PART 1H - SECTION 2 - OTHER LIABILITY - CLAIMS-MADE
(\$000 OMITTED)

Years in Which Premiums Were Earned and Losses Were Incurred	Premiums Earned			Loss and Loss Expense Payments						10 Salvage and Subrogation Received	11 Total Net Paid Cols (4 - 5 + 6 - 7 + 8 - 9)	12 Number of Claims Reported Direct and Assumed
	1 Direct and Assumed	2 Ceded	3 Net (1 - 2)	Loss Payments		Defense and Cost Containment Payments		Adjusting and Other Payments				
				4 Direct and Assumed	5 Ceded	6 Direct and Assumed	7 Ceded	8 Direct and Assumed	9 Ceded			
1. Prior.....	XXX	XXX	XXX									XXX
2. 2016.....												
3. 2017.....												
4. 2018.....												
5. 2019.....												
6. 2020.....												
7. 2021.....												
8. 2022.....												
9. 2023.....												
10. 2024.....												
11. 2025.....												
12. Totals	XXX	XXX	XXX									XXX

	Losses Unpaid				Defense and Cost Containment Unpaid				Adjusting and Other Unpaid		23 Salvage and Subrogation Anticipated	24 Total Net Losses and Expenses Unpaid	25 Number of Claims Outstanding Direct and Assumed
	Case Basis		Bulk + IBNR		Case Basis		Bulk + IBNR		Adjusting and Other Unpaid				
	13 Direct and Assumed	14 Ceded	15 Direct and Assumed	16 Ceded	17 Direct and Assumed	18 Ceded	19 Direct and Assumed	20 Ceded	21 Direct and Assumed	22 Ceded			
1. Prior.....													
2. 2016.....													
3. 2017.....													
4. 2018.....													
5. 2019.....													
6. 2020.....													
7. 2021.....													
8. 2022.....													
9. 2023.....													
10. 2024.....													
11. 2025.....													
12. Totals													

	Total Losses and Loss Expenses Incurred			Loss and Loss Expense Percentage (Incurred / Premiums Earned)			Nontabular Discount		34 Inter-Company Pooling Participation Percentage	Net Balance Sheet Reserves After Discount	
	26 Direct and Assumed	27 Ceded	28 Net	29 Direct and Assumed	30 Ceded	31 Net	32 Loss	33 Loss Expense		35 Losses Unpaid	36 Loss Expenses Unpaid
	1. Prior.....	XXX	XXX	XXX	XXX	XXX	XXX				XXX
2. 2016.....											
3. 2017.....											
4. 2018.....											
5. 2019.....											
6. 2020.....											
7. 2021.....											
8. 2022.....											
9. 2023.....											
10. 2024.....											
11. 2025.....											
12. Totals	XXX	XXX	XXX	XXX	XXX	XXX			XXX		

ANNUAL STATEMENT FOR THE YEAR 2025 OF THE CELINA MUTUAL INSURANCE COMPANY
SCHEDULE P - PART 11 - SPECIAL PROPERTY (FIRE, ALLIED LINES, INLAND MARINE,
EARTHQUAKE, BURGLARY AND THEFT)
(\$000 OMITTED)

Years in Which Premiums Were Earned and Losses Were Incurred	Premiums Earned			Loss and Loss Expense Payments						10 Salvage and Subrogation Received	11 Total Net Paid Cols (4 - 5 + 6 - 7 + 8 - 9)	12 Number of Claims Reported Direct and Assumed
	1	2	3	Loss Payments		Defense and Cost Containment Payments		Adjusting and Other Payments				
	Direct and Assumed	Ceded	Net (1 - 2)	4 Direct and Assumed	5 Ceded	6 Direct and Assumed	7 Ceded	8 Direct and Assumed	9 Ceded			
1. Prior	XXX	XXX	XXX									XXX
2. 2016	3,280	617	2,663	875	59	8	1	117	2	43	939	XXX
3. 2017	3,475	693	2,782	1,491	232	16	3	172	10	34	1,435	XXX
4. 2018	3,735	755	2,979	871	53	4	1	128	2	48	946	XXX
5. 2019	4,094	866	3,228	1,498	452	6	2	170	16	12	1,204	XXX
6. 2020	4,425	797	3,628	3,207	1,593	17		328	61	8	1,898	XXX
7. 2021	4,608	790	3,818	1,236	46	16	1	151	1	76	1,355	XXX
8. 2022	4,966	824	4,142	1,900	125	24	7	177		118	1,969	XXX
9. 2023	5,721	1,021	4,700	3,611	927	19	7	285	8	48	2,973	XXX
10. 2024	6,537	1,046	5,490	2,879	512	22	4	269	3	74	2,652	XXX
11. 2025	7,141	1,195	5,946	1,732	103	6	1	201		5	1,836	XXX
12. Totals	XXX	XXX	XXX	19,301	4,102	138	26	1,998	101	468	17,206	XXX

	Losses Unpaid				Defense and Cost Containment Unpaid				Adjusting and Other Unpaid		23 Salvage and Subrogation Anticipated	24 Total Net Losses and Expenses Unpaid	25 Number of Claims Outstanding Direct and Assumed
	Case Basis		Bulk + IBNR		Case Basis		Bulk + IBNR						
	13 Direct and Assumed	14 Ceded	15 Direct and Assumed	16 Ceded	17 Direct and Assumed	18 Ceded	19 Direct and Assumed	20 Ceded	21 Direct and Assumed	22 Ceded			
1. Prior													
2. 2016													
3. 2017													
4. 2018													
5. 2019													
6. 2020													
7. 2021													
8. 2022													
9. 2023													
10. 2024	73	56		2							2	15	
11. 2025	508	237	26				4		7		5	307	
12. Totals	581	293	25	2			4		7		7	322	

	Total Losses and Loss Expenses Incurred			Loss and Loss Expense Percentage (Incurred / Premiums Earned)			Nontabular Discount		34 Inter-Company Pooling Participation Percentage	Net Balance Sheet Reserves After Discount	
	26	27	28	29	30	31	32	33		35	36
	Direct and Assumed	Ceded	Net	Direct and Assumed	Ceded	Net	Loss	Loss Expense		Losses Unpaid	Loss Expenses Unpaid
1. Prior	XXX	XXX	XXX	XXX	XXX	XXX			XXX		
2. 2016	1,001	62	939	30.5	10.1	35.3			36.0		
3. 2017	1,679	245	1,435	48.3	35.3	51.6			36.0		
4. 2018	1,003	57	946	26.9	7.5	31.8			36.0		
5. 2019	1,674	470	1,204	40.9	54.2	37.3			36.0		
6. 2020	3,551	1,654	1,898	80.3	207.6	52.3			36.0		
7. 2021	1,403	48	1,355	30.4	6.1	35.5			36.0		
8. 2022	2,100	132	1,969	42.3	16.0	47.5			36.0		
9. 2023	3,915	942	2,973	68.4	92.3	63.3			36.0		
10. 2024	3,244	576	2,668	49.6	55.0	48.6			36.0	15	
11. 2025	2,484	341	2,143	34.8	28.5	36.0			36.0	296	11
12. Totals	XXX	XXX	XXX	XXX	XXX	XXX			XXX	312	11

ANNUAL STATEMENT FOR THE YEAR 2025 OF THE CELINA MUTUAL INSURANCE COMPANY
SCHEDULE P - PART 1J - AUTO PHYSICAL DAMAGE
(\$000 OMITTED)

Years in Which Premiums Were Earned and Losses Were Incurred	Premiums Earned			Loss and Loss Expense Payments						10 Salvage and Subrogation Received	11 Total Net Paid Cols (4 - 5 + 6 - 7 + 8 - 9)	12 Number of Claims Reported Direct and Assumed
	1 Direct and Assumed	2 Ceded	3 Net (1 - 2)	Loss Payments		Defense and Cost Containment Payments		Adjusting and Other Payments				
				4 Direct and Assumed	5 Ceded	6 Direct and Assumed	7 Ceded	8 Direct and Assumed	9 Ceded			
1. Prior.....	XXX.....	XXX.....	XXX.....	(9).....						9.....	(9).....	XXX.....
2. 2016.....	8,609.....	418.....	8,191.....	4,836.....	101.....	7.....	1.....	727.....	2.....	978.....	5,465.....	2,801.....
3. 2017.....	9,328.....	430.....	8,898.....	5,721.....	245.....	8.....	2.....	659.....	5.....	1,087.....	6,136.....	3,111.....
4. 2018.....	10,400.....	461.....	9,938.....	5,757.....	126.....	10.....	2.....	849.....	3.....	1,394.....	6,483.....	3,392.....
5. 2019.....	10,978.....	594.....	10,384.....	6,747.....	590.....	7.....	3.....	848.....	11.....	1,512.....	6,999.....	3,518.....
6. 2020.....	10,891.....	347.....	10,544.....	5,530.....	312.....	11.....		649.....	11.....	1,327.....	5,869.....	2,690.....
7. 2021.....	10,890.....	363.....	10,526.....	6,515.....	8.....	13.....		822.....		1,118.....	7,343.....	2,908.....
8. 2022.....	10,979.....	361.....	10,618.....	8,037.....	21.....	12.....		868.....		1,450.....	8,895.....	2,900.....
9. 2023.....	12,060.....	458.....	11,602.....	9,153.....	739.....	4.....	1.....	846.....	7.....	1,852.....	9,256.....	2,823.....
10. 2024.....	13,826.....	404.....	13,422.....	7,696.....	62.....	12.....		831.....	2.....	1,705.....	8,475.....	2,523.....
11. 2025.....	14,551.....	476.....	14,075.....	6,715.....	12.....	8.....		776.....		837.....	7,488.....	2,045.....
12. Totals.....	XXX.....	XXX.....	XXX.....	66,699.....	2,216.....	92.....	9.....	7,876.....	41.....	13,268.....	72,400.....	XXX.....

	Losses Unpaid				Defense and Cost Containment Unpaid				Adjusting and Other Unpaid		23 Salvage and Subrogation Anticipated	24 Total Net Losses and Expenses Unpaid	25 Number of Claims Outstanding Direct and Assumed
	Case Basis		Bulk + IBNR		Case Basis		Bulk + IBNR						
	13 Direct and Assumed	14 Ceded	15 Direct and Assumed	16 Ceded	17 Direct and Assumed	18 Ceded	19 Direct and Assumed	20 Ceded	21 Direct and Assumed	22 Ceded			
1. Prior.....													
2. 2016.....													
3. 2017.....													
4. 2018.....			(5).....								5.....	(5).....	
5. 2019.....			(9).....								9.....	(9).....	
6. 2020.....			(13).....								13.....	(13).....	
7. 2021.....			(22).....								22.....	(22).....	
8. 2022.....			(25).....								25.....	(25).....	
9. 2023.....	3.....		(34).....								34.....	(31).....	1.....
10. 2024.....	13.....		(56).....	4.....				2.....		2.....	70.....	(43).....	3.....
11. 2025.....	311.....	2.....		29.....				9.....		106.....	623.....	395.....	80.....
12. Totals.....	327.....	2.....	(164).....	32.....				11.....		108.....	801.....	247.....	84.....

	Total Losses and Loss Expenses Incurred			Loss and Loss Expense Percentage (Incurred / Premiums Earned)			Nontabular Discount		34 Inter-Company Pooling Participation Percentage	Net Balance Sheet Reserves After Discount	
	26 Direct and Assumed	27 Ceded	28 Net	29 Direct and Assumed	30 Ceded	31 Net	32 Loss	33 Loss Expense		35 Losses Unpaid	36 Loss Expenses Unpaid
1. Prior.....	XXX.....	XXX.....	XXX.....	XXX.....	XXX.....	XXX.....			XXX.....		
2. 2016.....	5,570.....	105.....	5,465.....	64.7.....	25.0.....	66.7.....			36.0.....		
3. 2017.....	6,388.....	252.....	6,136.....	68.5.....	58.7.....	69.0.....			36.0.....		
4. 2018.....	6,610.....	132.....	6,478.....	63.6.....	28.5.....	65.2.....			36.0.....	(5).....	
5. 2019.....	7,593.....	604.....	6,990.....	69.2.....	101.6.....	67.3.....			36.0.....	(9).....	
6. 2020.....	6,178.....	322.....	5,856.....	56.7.....	92.8.....	55.5.....			36.0.....	(13).....	
7. 2021.....	7,329.....	8.....	7,321.....	67.3.....	2.1.....	69.6.....			36.0.....	(22).....	
8. 2022.....	8,892.....	22.....	8,870.....	81.0.....	6.0.....	83.5.....			36.0.....	(25).....	
9. 2023.....	9,972.....	747.....	9,225.....	82.7.....	163.0.....	79.5.....			36.0.....	(31).....	
10. 2024.....	8,499.....	67.....	8,432.....	61.5.....	16.7.....	62.8.....			36.0.....	(46).....	4.....
11. 2025.....	7,925.....	43.....	7,883.....	54.5.....	8.9.....	56.0.....			36.0.....	280.....	115.....
12. Totals.....	XXX.....	XXX.....	XXX.....	XXX.....	XXX.....	XXX.....			XXX.....	129.....	119.....

ANNUAL STATEMENT FOR THE YEAR 2025 OF THE CELINA MUTUAL INSURANCE COMPANY
SCHEDULE P - PART 1K - FIDELITY/SURETY
(\$000 OMITTED)

Years in Which Premiums Were Earned and Losses Were Incurred	Premiums Earned			Loss and Loss Expense Payments							12 Number of Claims Reported Direct and Assumed	
	1 Direct and Assumed	2 Ceded	3 Net (1 - 2)	Loss Payments		Defense and Cost Containment Payments		Adjusting and Other Payments		10 Salvage and Subrogation Received		11 Total Net Paid Cols (4 - 5 + 6 - 7 + 8 - 9)
				4 Direct and Assumed	5 Ceded	6 Direct and Assumed	7 Ceded	8 Direct and Assumed	9 Ceded			
1. Prior.....	XXX	XXX	XXX									XXX
2. 2016.....												XXX
3. 2017.....												XXX
4. 2018.....												XXX
5. 2019.....												XXX
6. 2020.....												XXX
7. 2021.....												XXX
8. 2022.....												XXX
9. 2023.....												XXX
10. 2024.....												XXX
11. 2025.....												XXX
12. Totals	XXX	XXX	XXX									XXX

	Losses Unpaid				Defense and Cost Containment Unpaid				Adjusting and Other Unpaid		23 Salvage and Subrogation Anticipated	24 Total Net Losses and Expenses Unpaid	25 Number of Claims Outstanding Direct and Assumed
	Case Basis		Bulk + IBNR		Case Basis		Bulk + IBNR		Adjusting and Other Unpaid				
	13 Direct and Assumed	14 Ceded	15 Direct and Assumed	16 Ceded	17 Direct and Assumed	18 Ceded	19 Direct and Assumed	20 Ceded	21 Direct and Assumed	22 Ceded			
1. Prior.....													
2. 2016.....													
3. 2017.....													
4. 2018.....													
5. 2019.....													
6. 2020.....													
7. 2021.....													
8. 2022.....													
9. 2023.....													
10. 2024.....													
11. 2025.....													
12. Totals													

	Total Losses and Loss Expenses Incurred			Loss and Loss Expense Percentage (Incurred / Premiums Earned)			Nontabular Discount		34 Inter-Company Pooling Participation Percentage	Net Balance Sheet Reserves After Discount	
	26 Direct and Assumed	27 Ceded	28 Net	29 Direct and Assumed	30 Ceded	31 Net	32 Loss	33 Loss Expense		35 Losses Unpaid	36 Loss Expenses Unpaid
	1. Prior.....	XXX	XXX	XXX	XXX	XXX	XXX				XXX
2. 2016.....									36.0		
3. 2017.....									36.0		
4. 2018.....									36.0		
5. 2019.....									36.0		
6. 2020.....									36.0		
7. 2021.....									36.0		
8. 2022.....									36.0		
9. 2023.....									36.0		
10. 2024.....									36.0		
11. 2025.....									36.0		
12. Totals	XXX	XXX	XXX	XXX	XXX	XXX			XXX		

ANNUAL STATEMENT FOR THE YEAR 2025 OF THE CELINA MUTUAL INSURANCE COMPANY
SCHEDULE P - PART 1L - OTHER (INCLUDING CREDIT, ACCIDENT AND HEALTH)
(\$000 OMITTED)

Years in Which Premiums Were Earned and Losses Were Incurred	Premiums Earned			Loss and Loss Expense Payments						10 Salvage and Subrogation Received	11 Total Net Paid Cols (4 - 5 + 6 - 7 + 8 - 9)	12 Number of Claims Reported Direct and Assumed
	1 Direct and Assumed	2 Ceded	3 Net (1 - 2)	Loss Payments		Defense and Cost Containment Payments		Adjusting and Other Payments				
				4 Direct and Assumed	5 Ceded	6 Direct and Assumed	7 Ceded	8 Direct and Assumed	9 Ceded			
1. Prior.....	XXX	XXX	XXX									XXX
2. 2016.....												XXX
3. 2017.....												XXX
4. 2018.....												XXX
5. 2019.....												XXX
6. 2020.....												XXX
7. 2021.....												XXX
8. 2022.....												XXX
9. 2023.....												XXX
10. 2024.....												XXX
11. 2025.....												XXX
12. Totals	XXX	XXX	XXX									XXX

	Losses Unpaid				Defense and Cost Containment Unpaid				Adjusting and Other Unpaid		23 Salvage and Subrogation Anticipated	24 Total Net Losses and Expenses Unpaid	25 Number of Claims Outstanding Direct and Assumed
	Case Basis		Bulk + IBNR		Case Basis		Bulk + IBNR		Adjusting and Other Unpaid				
	13 Direct and Assumed	14 Ceded	15 Direct and Assumed	16 Ceded	17 Direct and Assumed	18 Ceded	19 Direct and Assumed	20 Ceded	21 Direct and Assumed	22 Ceded			
1. Prior.....													
2. 2016.....													
3. 2017.....													
4. 2018.....													
5. 2019.....													
6. 2020.....													
7. 2021.....													
8. 2022.....													
9. 2023.....													
10. 2024.....													
11. 2025.....													
12. Totals													

	Total Losses and Loss Expenses Incurred			Loss and Loss Expense Percentage (Incurred / Premiums Earned)			Nontabular Discount		34 Inter-Company Pooling Participation Percentage	Net Balance Sheet Reserves After Discount	
	26 Direct and Assumed	27 Ceded	28 Net	29 Direct and Assumed	30 Ceded	31 Net	32 Loss	33 Loss Expense		35 Losses Unpaid	36 Loss Expenses Unpaid
	1. Prior.....	XXX	XXX	XXX	XXX	XXX	XXX				XXX
2. 2016.....											
3. 2017.....											
4. 2018.....											
5. 2019.....											
6. 2020.....											
7. 2021.....											
8. 2022.....											
9. 2023.....											
10. 2024.....											
11. 2025.....											
12. Totals	XXX	XXX	XXX	XXX	XXX	XXX			XXX		

ANNUAL STATEMENT FOR THE YEAR 2025 OF THE CELINA MUTUAL INSURANCE COMPANY
SCHEDULE P - PART 1M - INTERNATIONAL
(\$000 OMITTED)

Years in Which Premiums Were Earned and Losses Were Incurred	Premiums Earned			Loss and Loss Expense Payments						10 Salvage and Subrogation Received	11 Total Net Paid Cols (4 - 5 + 6 - 7 + 8 - 9)	12 Number of Claims Reported Direct and Assumed
	1 Direct and Assumed	2 Ceded	3 Net (1 - 2)	Loss Payments		Defense and Cost Containment Payments		Adjusting and Other Payments				
				4 Direct and Assumed	5 Ceded	6 Direct and Assumed	7 Ceded	8 Direct and Assumed	9 Ceded			
1. Prior.....	XXX	XXX	XXX									XXX
2. 2016.....												XXX
3. 2017.....												XXX
4. 2018.....												XXX
5. 2019.....												XXX
6. 2020.....												XXX
7. 2021.....												XXX
8. 2022.....												XXX
9. 2023.....												XXX
10. 2024.....												XXX
11. 2025.....												XXX
12. Totals	XXX	XXX	XXX									XXX

	Losses Unpaid				Defense and Cost Containment Unpaid				Adjusting and Other Unpaid		23 Salvage and Subrogation Anticipated	24 Total Net Losses and Expenses Unpaid	25 Number of Claims Outstanding Direct and Assumed
	Case Basis		Bulk + IBNR		Case Basis		Bulk + IBNR		21 Direct and Assumed	22 Ceded			
	13 Direct and Assumed	14 Ceded	15 Direct and Assumed	16 Ceded	17 Direct and Assumed	18 Ceded	19 Direct and Assumed	20 Ceded					
1. Prior.....													
2. 2016.....													
3. 2017.....													
4. 2018.....													
5. 2019.....													
6. 2020.....													
7. 2021.....													
8. 2022.....													
9. 2023.....													
10. 2024.....													
11. 2025.....													
12. Totals													

	Total Losses and Loss Expenses Incurred			Loss and Loss Expense Percentage (Incurred / Premiums Earned)			Nontabular Discount		34 Inter-Company Pooling Participation Percentage	Net Balance Sheet Reserves After Discount	
	26 Direct and Assumed	27 Ceded	28 Net	29 Direct and Assumed	30 Ceded	31 Net	32 Loss	33 Loss Expense		35 Losses Unpaid	36 Loss Expenses Unpaid
1. Prior.....	XXX	XXX	XXX	XXX	XXX	XXX			XXX		
2. 2016.....											
3. 2017.....											
4. 2018.....											
5. 2019.....											
6. 2020.....											
7. 2021.....											
8. 2022.....											
9. 2023.....											
10. 2024.....											
11. 2025.....											
12. Totals	XXX	XXX	XXX	XXX	XXX	XXX			XXX		

ANNUAL STATEMENT FOR THE YEAR 2025 OF THE CELINA MUTUAL INSURANCE COMPANY
SCHEDULE P - PART 1N - REINSURANCE - NONPROPORTIONAL ASSUMED PROPERTY
(\$000 OMITTED)

Years in Which Premiums Were Earned and Losses Were Incurred	Premiums Earned			Loss and Loss Expense Payments						10 Salvage and Subrogation Received	11 Total Net Paid Cols (4 - 5 + 6 - 7 + 8 - 9)	12 Number of Claims Reported Direct and Assumed
	1 Direct and Assumed	2 Ceded	3 Net (1 - 2)	Loss Payments		Defense and Cost Containment Payments		Adjusting and Other Payments				
				4 Direct and Assumed	5 Ceded	6 Direct and Assumed	7 Ceded	8 Direct and Assumed	9 Ceded			
1. Prior.....	XXX	XXX	XXX									XXX
2. 2016.....												XXX
3. 2017.....												XXX
4. 2018.....												XXX
5. 2019.....												XXX
6. 2020.....												XXX
7. 2021.....												XXX
8. 2022.....												XXX
9. 2023.....												XXX
10. 2024.....												XXX
11. 2025.....												XXX
12. Totals	XXX	XXX	XXX									XXX

	Losses Unpaid				Defense and Cost Containment Unpaid				Adjusting and Other Unpaid		23 Salvage and Subrogation Anticipated	24 Total Net Losses and Expenses Unpaid	25 Number of Claims Outstanding Direct and Assumed
	Case Basis		Bulk + IBNR		Case Basis		Bulk + IBNR		Adjusting and Other Unpaid				
	13 Direct and Assumed	14 Ceded	15 Direct and Assumed	16 Ceded	17 Direct and Assumed	18 Ceded	19 Direct and Assumed	20 Ceded	21 Direct and Assumed	22 Ceded			
1. Prior.....													XXX
2. 2016.....													XXX
3. 2017.....													XXX
4. 2018.....													XXX
5. 2019.....													XXX
6. 2020.....													XXX
7. 2021.....													XXX
8. 2022.....													XXX
9. 2023.....													XXX
10. 2024.....													XXX
11. 2025.....													XXX
12. Totals													XXX

	Total Losses and Loss Expenses Incurred			Loss and Loss Expense Percentage (Incurred / Premiums Earned)			Nontabular Discount		34 Inter-Company Pooling Participation Percentage	Net Balance Sheet Reserves After Discount	
	26 Direct and Assumed	27 Ceded	28 Net	29 Direct and Assumed	30 Ceded	31 Net	32 Loss	33 Loss Expense		35 Losses Unpaid	36 Loss Expenses Unpaid
	1. Prior.....	XXX	XXX	XXX	XXX	XXX	XXX				XXX
2. 2016.....											
3. 2017.....											
4. 2018.....											
5. 2019.....											
6. 2020.....											
7. 2021.....											
8. 2022.....											
9. 2023.....											
10. 2024.....											
11. 2025.....											
12. Totals	XXX	XXX	XXX	XXX	XXX	XXX			XXX		

ANNUAL STATEMENT FOR THE YEAR 2025 OF THE CELINA MUTUAL INSURANCE COMPANY
SCHEDULE P - PART 10 - REINSURANCE - NONPROPORTIONAL ASSUMED LIABILITY
(\$000 OMITTED)

Years in Which Premiums Were Earned and Losses Were Incurred	Premiums Earned			Loss and Loss Expense Payments						10 Salvage and Subrogation Received	11 Total Net Paid Cols (4 - 5 + 6 - 7 + 8 - 9)	12 Number of Claims Reported Direct and Assumed
	1 Direct and Assumed	2 Ceded	3 Net (1 - 2)	Loss Payments		Defense and Cost Containment Payments		Adjusting and Other Payments				
				4 Direct and Assumed	5 Ceded	6 Direct and Assumed	7 Ceded	8 Direct and Assumed	9 Ceded			
1. Prior.....	XXX	XXX	XXX									XXX
2. 2016.....												XXX
3. 2017.....												XXX
4. 2018.....												XXX
5. 2019.....												XXX
6. 2020.....												XXX
7. 2021.....												XXX
8. 2022.....												XXX
9. 2023.....												XXX
10. 2024.....												XXX
11. 2025.....												XXX
12. Totals	XXX	XXX	XXX									XXX

	Losses Unpaid				Defense and Cost Containment Unpaid				Adjusting and Other Unpaid		23 Salvage and Subrogation Anticipated	24 Total Net Losses and Expenses Unpaid	25 Number of Claims Outstanding Direct and Assumed
	Case Basis		Bulk + IBNR		Case Basis		Bulk + IBNR		Adjusting and Other Unpaid				
	13 Direct and Assumed	14 Ceded	15 Direct and Assumed	16 Ceded	17 Direct and Assumed	18 Ceded	19 Direct and Assumed	20 Ceded	21 Direct and Assumed	22 Ceded			
1. Prior.....													XXX
2. 2016.....													XXX
3. 2017.....													XXX
4. 2018.....													XXX
5. 2019.....													XXX
6. 2020.....													XXX
7. 2021.....													XXX
8. 2022.....													XXX
9. 2023.....													XXX
10. 2024.....													XXX
11. 2025.....													XXX
12. Totals													XXX

	Total Losses and Loss Expenses Incurred			Loss and Loss Expense Percentage (Incurred / Premiums Earned)			Nontabular Discount		34 Inter-Company Pooling Participation Percentage	Net Balance Sheet Reserves After Discount	
	26 Direct and Assumed	27 Ceded	28 Net	29 Direct and Assumed	30 Ceded	31 Net	32 Loss	33 Loss Expense		35 Losses Unpaid	36 Loss Expenses Unpaid
	1. Prior.....	XXX	XXX	XXX	XXX	XXX	XXX				XXX
2. 2016.....									36.0		
3. 2017.....									36.0		
4. 2018.....									36.0		
5. 2019.....									36.0		
6. 2020.....									36.0		
7. 2021.....									36.0		
8. 2022.....									36.0		
9. 2023.....									36.0		
10. 2024.....									36.0		
11. 2025.....									36.0		
12. Totals	XXX	XXX	XXX	XXX	XXX	XXX			XXX		

ANNUAL STATEMENT FOR THE YEAR 2025 OF THE CELINA MUTUAL INSURANCE COMPANY
SCHEDULE P - PART 1P - REINSURANCE - NONPROPORTIONAL ASSUMED FINANCIAL LINES
(\$000 OMITTED)

Years in Which Premiums Were Earned and Losses Were Incurred	Premiums Earned			Loss and Loss Expense Payments						10 Salvage and Subrogation Received	11 Total Net Paid Cols (4 - 5 + 6 - 7 + 8 - 9)	12 Number of Claims Reported Direct and Assumed
	1 Direct and Assumed	2 Ceded	3 Net (1 - 2)	Loss Payments		Defense and Cost Containment Payments		Adjusting and Other Payments				
				4 Direct and Assumed	5 Ceded	6 Direct and Assumed	7 Ceded	8 Direct and Assumed	9 Ceded			
1. Prior.....	XXX	XXX	XXX									XXX
2. 2016.....												XXX
3. 2017.....												XXX
4. 2018.....												XXX
5. 2019.....												XXX
6. 2020.....												XXX
7. 2021.....												XXX
8. 2022.....												XXX
9. 2023.....												XXX
10. 2024.....												XXX
11. 2025.....												XXX
12. Totals	XXX	XXX	XXX									XXX

	Losses Unpaid				Defense and Cost Containment Unpaid				Adjusting and Other Unpaid		23 Salvage and Subrogation Anticipated	24 Total Net Losses and Expenses Unpaid	25 Number of Claims Outstanding Direct and Assumed
	Case Basis		Bulk + IBNR		Case Basis		Bulk + IBNR		Adjusting and Other Unpaid				
	13 Direct and Assumed	14 Ceded	15 Direct and Assumed	16 Ceded	17 Direct and Assumed	18 Ceded	19 Direct and Assumed	20 Ceded	21 Direct and Assumed	22 Ceded			
1. Prior.....													XXX
2. 2016.....													XXX
3. 2017.....													XXX
4. 2018.....													XXX
5. 2019.....													XXX
6. 2020.....													XXX
7. 2021.....													XXX
8. 2022.....													XXX
9. 2023.....													XXX
10. 2024.....													XXX
11. 2025.....													XXX
12. Totals													XXX

	Total Losses and Loss Expenses Incurred			Loss and Loss Expense Percentage (Incurred / Premiums Earned)			Nontabular Discount		34 Inter-Company Pooling Participation Percentage	Net Balance Sheet Reserves After Discount	
	26 Direct and Assumed	27 Ceded	28 Net	29 Direct and Assumed	30 Ceded	31 Net	32 Loss	33 Loss Expense		35 Losses Unpaid	36 Loss Expenses Unpaid
	1. Prior.....	XXX	XXX	XXX	XXX	XXX	XXX				XXX
2. 2016.....											
3. 2017.....											
4. 2018.....											
5. 2019.....											
6. 2020.....											
7. 2021.....											
8. 2022.....											
9. 2023.....											
10. 2024.....											
11. 2025.....											
12. Totals	XXX	XXX	XXX	XXX	XXX	XXX			XXX		

ANNUAL STATEMENT FOR THE YEAR 2025 OF THE CELINA MUTUAL INSURANCE COMPANY
SCHEDULE P - PART 1R - SECTION 1 - PRODUCTS LIABILITY - OCCURRENCE
(\$000 OMITTED)

Years in Which Premiums Were Earned and Losses Were Incurred	Premiums Earned			Loss and Loss Expense Payments						10 Salvage and Subrogation Received	11 Total Net Paid Cols (4 - 5 + 6 - 7 + 8 - 9)	12 Number of Claims Reported Direct and Assumed	
	1 Direct and Assumed	2 Ceded	3 Net (1 - 2)	Loss Payments		Defense and Cost Containment Payments		Adjusting and Other Payments					
				4 Direct and Assumed	5 Ceded	6 Direct and Assumed	7 Ceded	8 Direct and Assumed	9 Ceded				
1. Prior.....	XXX	XXX	XXX									XXX	
2. 2016.....	79	7	72	8		1		1				9	4
3. 2017.....	86	6	80	46		3		4				53	2
4. 2018.....	95	6	90										1
5. 2019.....	88	4	84										
6. 2020.....	92	4	88	4								4	
7. 2021.....	99	5	94	7		5						12	3
8. 2022.....	124	7	117									1	2
9. 2023.....	148	7	141										1
10. 2024.....	157	8	149	1								2	1
11. 2025.....	173	9	164	6				1				7	1
12. Totals	XXX	XXX	XXX	73		9		6				88	XXX

	Losses Unpaid				Defense and Cost Containment Unpaid				Adjusting and Other Unpaid		23 Salvage and Subrogation Anticipated	24 Total Net Losses and Expenses Unpaid	25 Number of Claims Outstanding Direct and Assumed
	Case Basis		Bulk + IBNR		Case Basis		Bulk + IBNR		21 Direct and Assumed	22 Ceded			
	13 Direct and Assumed	14 Ceded	15 Direct and Assumed	16 Ceded	17 Direct and Assumed	18 Ceded	19 Direct and Assumed	20 Ceded					
1. Prior.....													
2. 2016.....													
3. 2017.....													
4. 2018.....													
5. 2019.....													
6. 2020.....													
7. 2021.....			2									2	
8. 2022.....			2				2					4	
9. 2023.....			9	4			4	2	1			8	
10. 2024.....			22	7			5	2	2			20	1
11. 2025.....	13		25	9			9	5	3			35	1
12. Totals	13		59	20			20	9	5			68	2

	Total Losses and Loss Expenses Incurred			Loss and Loss Expense Percentage (Incurred / Premiums Earned)			Nontabular Discount		34 Inter-Company Pooling Participation Percentage	Net Balance Sheet Reserves After Discount	
	26 Direct and Assumed	27 Ceded	28 Net	29 Direct and Assumed	30 Ceded	31 Net	32 Loss	33 Loss Expense		35 Losses Unpaid	36 Loss Expenses Unpaid
1. Prior.....	XXX	XXX	XXX	XXX	XXX	XXX			XXX		
2. 2016.....	9		9	12.1		13.3			36.0		
3. 2017.....	53		53	61.8		66.4			36.0		
4. 2018.....									36.0		
5. 2019.....									36.0		
6. 2020.....	4		4	4.1		4.3			36.0		
7. 2021.....	14		14	14.1		14.8			36.0	2	
8. 2022.....	4		4	3.4		3.6			36.0	2	2
9. 2023.....	14	5	8	9.1	73.4	5.8			36.0	5	3
10. 2024.....	30	9	21	19.3	110.3	14.4			36.0	14	5
11. 2025.....	56	14	42	32.7	153.5	25.7			36.0	29	6
12. Totals	XXX	XXX	XXX	XXX	XXX	XXX			XXX	52	16

ANNUAL STATEMENT FOR THE YEAR 2025 OF THE CELINA MUTUAL INSURANCE COMPANY
SCHEDULE P - PART 1R - SECTION 2 - PRODUCTS LIABILITY - CLAIMS-MADE
(\$000 OMITTED)

Years in Which Premiums Were Earned and Losses Were Incurred	Premiums Earned			Loss and Loss Expense Payments						10 Salvage and Subrogation Received	11 Total Net Paid Cols (4 - 5 + 6 - 7 + 8 - 9)	12 Number of Claims Reported Direct and Assumed
	1 Direct and Assumed	2 Ceded	3 Net (1 - 2)	Loss Payments		Defense and Cost Containment Payments		Adjusting and Other Payments				
				4 Direct and Assumed	5 Ceded	6 Direct and Assumed	7 Ceded	8 Direct and Assumed	9 Ceded			
1. Prior.....	XXX	XXX	XXX									XXX
2. 2016.....												
3. 2017.....												
4. 2018.....												
5. 2019.....												
6. 2020.....												
7. 2021.....												
8. 2022.....												
9. 2023.....												
10. 2024.....												
11. 2025.....												
12. Totals	XXX	XXX	XXX									XXX

	Losses Unpaid				Defense and Cost Containment Unpaid				Adjusting and Other Unpaid		23 Salvage and Subrogation Anticipated	24 Total Net Losses and Expenses Unpaid	25 Number of Claims Outstanding Direct and Assumed
	Case Basis		Bulk + IBNR		Case Basis		Bulk + IBNR		Adjusting and Other Unpaid				
	13 Direct and Assumed	14 Ceded	15 Direct and Assumed	16 Ceded	17 Direct and Assumed	18 Ceded	19 Direct and Assumed	20 Ceded	21 Direct and Assumed	22 Ceded			
1. Prior.....													
2. 2016.....													
3. 2017.....													
4. 2018.....													
5. 2019.....													
6. 2020.....													
7. 2021.....													
8. 2022.....													
9. 2023.....													
10. 2024.....													
11. 2025.....													
12. Totals													

	Total Losses and Loss Expenses Incurred			Loss and Loss Expense Percentage (Incurred / Premiums Earned)			Nontabular Discount		34 Inter-Company Pooling Participation Percentage	Net Balance Sheet Reserves After Discount	
	26 Direct and Assumed	27 Ceded	28 Net	29 Direct and Assumed	30 Ceded	31 Net	32 Loss	33 Loss Expense		35 Losses Unpaid	36 Loss Expenses Unpaid
	1. Prior.....	XXX	XXX	XXX	XXX	XXX	XXX				XXX
2. 2016.....											
3. 2017.....											
4. 2018.....											
5. 2019.....											
6. 2020.....											
7. 2021.....											
8. 2022.....											
9. 2023.....											
10. 2024.....											
11. 2025.....											
12. Totals	XXX	XXX	XXX	XXX	XXX	XXX			XXX		

ANNUAL STATEMENT FOR THE YEAR 2025 OF THE CELINA MUTUAL INSURANCE COMPANY
SCHEDULE P - PART 1S - FINANCIAL GUARANTY/MORTGAGE GUARANTY
(\$000 OMITTED)

Years in Which Premiums Were Earned and Losses Were Incurred	Premiums Earned			Loss and Loss Expense Payments						10 Salvage and Subrogation Received	11 Total Net Paid Cols (4 - 5 + 6 - 7 + 8 - 9)	12 Number of Claims Reported Direct and Assumed
	1 Direct and Assumed	2 Ceded	3 Net (1 - 2)	Loss Payments		Defense and Cost Containment Payments		Adjusting and Other Payments				
				4 Direct and Assumed	5 Ceded	6 Direct and Assumed	7 Ceded	8 Direct and Assumed	9 Ceded			
1. Prior.....	XXX	XXX	XXX									XXX
2. 2016.....												XXX
3. 2017.....												XXX
4. 2018.....												XXX
5. 2019.....												XXX
6. 2020.....												XXX
7. 2021.....												XXX
8. 2022.....												XXX
9. 2023.....												XXX
10. 2024.....												XXX
11. 2025.....												XXX
12. Totals	XXX	XXX	XXX									XXX

	Losses Unpaid				Defense and Cost Containment Unpaid				Adjusting and Other Unpaid		23 Salvage and Subrogation Anticipated	24 Total Net Losses and Expenses Unpaid	25 Number of Claims Outstanding Direct and Assumed
	Case Basis		Bulk + IBNR		Case Basis		Bulk + IBNR						
	13 Direct and Assumed	14 Ceded	15 Direct and Assumed	16 Ceded	17 Direct and Assumed	18 Ceded	19 Direct and Assumed	20 Ceded	21 Direct and Assumed	22 Ceded			
1. Prior.....													
2. 2016.....													
3. 2017.....													
4. 2018.....													
5. 2019.....													
6. 2020.....													
7. 2021.....													
8. 2022.....													
9. 2023.....													
10. 2024.....													
11. 2025.....													
12. Totals													

	Total Losses and Loss Expenses Incurred			Loss and Loss Expense Percentage (Incurred / Premiums Earned)			Nontabular Discount		34 Inter-Company Pooling Participation Percentage	Net Balance Sheet Reserves After Discount	
	26 Direct and Assumed	27 Ceded	28 Net	29 Direct and Assumed	30 Ceded	31 Net	32 Loss	33 Loss Expense		35 Losses Unpaid	36 Loss Expenses Unpaid
	1. Prior.....	XXX	XXX	XXX	XXX	XXX	XXX				XXX
2. 2016.....											
3. 2017.....											
4. 2018.....											
5. 2019.....											
6. 2020.....											
7. 2021.....											
8. 2022.....											
9. 2023.....											
10. 2024.....											
11. 2025.....											
12. Totals	XXX	XXX	XXX	XXX	XXX	XXX			XXX		

ANNUAL STATEMENT FOR THE YEAR 2025 OF THE CELINA MUTUAL INSURANCE COMPANY
SCHEDULE P - PART 1T - WARRANTY
(\$000 OMITTED)

Years in Which Premiums Were Earned and Losses Were Incurred	Premiums Earned			Loss and Loss Expense Payments						10 Salvage and Subrogation Received	11 Total Net Paid Cols (4 - 5 + 6 - 7 + 8 - 9)	12 Number of Claims Reported Direct and Assumed
	1 Direct and Assumed	2 Ceded	3 Net (1 - 2)	Loss Payments		Defense and Cost Containment Payments		Adjusting and Other Payments				
				4 Direct and Assumed	5 Ceded	6 Direct and Assumed	7 Ceded	8 Direct and Assumed	9 Ceded			
1. Prior.....	XXX	XXX	XXX									XXX
2. 2016.....												
3. 2017.....												
4. 2018.....												
5. 2019.....												
6. 2020.....												
7. 2021.....												
8. 2022.....												
9. 2023.....												
10. 2024.....												
11. 2025.....												
12. Totals	XXX	XXX	XXX									XXX

	Losses Unpaid				Defense and Cost Containment Unpaid				Adjusting and Other Unpaid		23 Salvage and Subrogation Anticipated	24 Total Net Losses and Expenses Unpaid	25 Number of Claims Outstanding Direct and Assumed
	Case Basis		Bulk + IBNR		Case Basis		Bulk + IBNR		Adjusting and Other Unpaid				
	13 Direct and Assumed	14 Ceded	15 Direct and Assumed	16 Ceded	17 Direct and Assumed	18 Ceded	19 Direct and Assumed	20 Ceded	21 Direct and Assumed	22 Ceded			
1. Prior.....													
2. 2016.....													
3. 2017.....													
4. 2018.....													
5. 2019.....													
6. 2020.....													
7. 2021.....													
8. 2022.....													
9. 2023.....													
10. 2024.....													
11. 2025.....													
12. Totals													

	Total Losses and Loss Expenses Incurred			Loss and Loss Expense Percentage (Incurred / Premiums Earned)			Nontabular Discount		34 Inter-Company Pooling Participation Percentage	Net Balance Sheet Reserves After Discount	
	26 Direct and Assumed	27 Ceded	28 Net	29 Direct and Assumed	30 Ceded	31 Net	32 Loss	33 Loss Expense		35 Losses Unpaid	36 Loss Expenses Unpaid
	1. Prior.....	XXX	XXX	XXX	XXX	XXX	XXX				XXX
2. 2016.....											
3. 2017.....											
4. 2018.....											
5. 2019.....											
6. 2020.....											
7. 2021.....											
8. 2022.....											
9. 2023.....											
10. 2024.....											
11. 2025.....											
12. Totals	XXX	XXX	XXX	XXX	XXX	XXX			XXX		

ANNUAL STATEMENT FOR THE YEAR 2025 OF THE CELINA MUTUAL INSURANCE COMPANY
SCHEDULE P - PART 1U - PET INSURANCE PLANS
(\$000 OMITTED)

Years in Which Premiums Were Earned and Losses Were Incurred	Premiums Earned			Loss and Loss Expense Payments						10 Salvage and Subrogation Received	11 Total Net Paid Cols (4 - 5 + 6 - 7 + 8 - 9)	12 Number of Claims Reported Direct and Assumed
	1 Direct and Assumed	2 Ceded	3 Net (1 - 2)	Loss Payments		Defense and Cost Containment Payments		Adjusting and Other Payments				
				4 Direct and Assumed	5 Ceded	6 Direct and Assumed	7 Ceded	8 Direct and Assumed	9 Ceded			
1. Prior.....	XXX	XXX	XXX									XXX
2. 2016.....												XXX
3. 2017.....												XXX
4. 2018.....												XXX
5. 2019.....												XXX
6. 2020.....												XXX
7. 2021.....												XXX
8. 2022.....												XXX
9. 2023.....												XXX
10. 2024.....												XXX
11. 2025.....												XXX
12. Totals	XXX	XXX	XXX									XXX

	Losses Unpaid				Defense and Cost Containment Unpaid				Adjusting and Other Unpaid		23 Salvage and Subrogation Anticipated	24 Total Net Losses and Expenses Unpaid	25 Number of Claims Outstanding Direct and Assumed
	Case Basis		Bulk + IBNR		Case Basis		Bulk + IBNR						
	13 Direct and Assumed	14 Ceded	15 Direct and Assumed	16 Ceded	17 Direct and Assumed	18 Ceded	19 Direct and Assumed	20 Ceded	21 Direct and Assumed	22 Ceded			
1. Prior.....													
2. 2016.....													
3. 2017.....													
4. 2018.....													
5. 2019.....													
6. 2020.....													
7. 2021.....													
8. 2022.....													
9. 2023.....													
10. 2024.....													
11. 2025.....													
12. Totals													

	Total Losses and Loss Expenses Incurred			Loss and Loss Expense Percentage (Incurred / Premiums Earned)			Nontabular Discount		34 Inter-Company Pooling Participation Percentage	Net Balance Sheet Reserves After Discount	
	26 Direct and Assumed	27 Ceded	28 Net	29 Direct and Assumed	30 Ceded	31 Net	32 Loss	33 Loss Expense		35 Losses Unpaid	36 Loss Expenses Unpaid
	1. Prior.....	XXX	XXX	XXX	XXX	XXX	XXX				XXX
2. 2016.....											
3. 2017.....											
4. 2018.....											
5. 2019.....											
6. 2020.....											
7. 2021.....											
8. 2022.....											
9. 2023.....											
10. 2024.....											
11. 2025.....											
12. Totals	XXX	XXX	XXX	XXX	XXX	XXX			XXX		

ANNUAL STATEMENT FOR THE YEAR 2025 OF THE CELINA MUTUAL INSURANCE COMPANY

SCHEDULE P - PART 2A - HOMEOWNERS/FAROWNERS

Years in Which Losses Were Incurred	INCURRED NET LOSSES AND DEFENSE AND COST CONTAINMENT EXPENSES REPORTED AT YEAR END (\$000 OMITTED)										DEVELOPMENT	
	1 2016	2 2017	3 2018	4 2019	5 2020	6 2021	7 2022	8 2023	9 2024	10 2025	11 One Year	12 Two Year
1. Prior.....	754	694	619	583	608	609	613	613	632	632		19
2. 2016.....	7,525	7,168	7,032	7,082	7,040	7,023	7,020	7,018	7,016	7,014	(2)	(4)
3. 2017.....	XXX	11,492	11,183	11,166	11,128	11,119	11,166	11,165	11,162	11,162		(3)
4. 2018.....	XXX	XXX	8,748	8,711	8,798	8,771	8,723	8,695	8,692	8,688	(4)	(7)
5. 2019.....	XXX	XXX	XXX	8,629	8,849	8,704	8,718	8,715	8,690	8,688	(1)	(27)
6. 2020.....	XXX	XXX	XXX	XXX	9,556	9,457	9,445	9,438	9,425	9,391	(33)	(46)
7. 2021.....	XXX	XXX	XXX	XXX	XXX	10,007	10,106	10,004	9,981	9,919	(63)	(86)
8. 2022.....	XXX	XXX	XXX	XXX	XXX	XXX	11,341	11,986	12,021	12,077	56	91
9. 2023.....	XXX	XXX	XXX	XXX	XXX	XXX	XXX	17,203	17,046	16,943	(103)	(260)
10. 2024.....	XXX	XXX	XXX	XXX	XXX	XXX	XXX	XXX	15,781	15,185	(596)	XXX
11. 2025.....	XXX	XXX	XXX	XXX	XXX	XXX	XXX	XXX	XXX	12,790	XXX	XXX
12. Totals											(745)	(322)

SCHEDULE P - PART 2B - PRIVATE PASSENGER AUTO LIABILITY/MEDICAL

1. Prior.....	2,171	1,806	1,922	1,940	1,927	1,908	1,905	1,899	1,895	1,886	(9)	(13)
2. 2016.....	6,500	6,412	6,797	6,661	6,571	6,529	6,511	6,506	6,507	6,508	1	2
3. 2017.....	XXX	7,260	7,378	7,542	7,480	7,423	7,352	7,309	7,308	7,310	2	1
4. 2018.....	XXX	XXX	7,540	7,825	7,980	7,895	7,855	7,850	7,856	7,865	10	15
5. 2019.....	XXX	XXX	XXX	7,443	7,418	7,518	7,593	7,545	7,512	7,540	27	(5)
6. 2020.....	XXX	XXX	XXX	XXX	5,272	5,399	5,161	5,066	5,082	5,091	9	25
7. 2021.....	XXX	XXX	XXX	XXX	XXX	6,663	6,107	5,767	5,616	5,584	(32)	(183)
8. 2022.....	XXX	XXX	XXX	XXX	XXX	XXX	6,651	7,212	7,296	7,165	(131)	(46)
9. 2023.....	XXX	XXX	XXX	XXX	XXX	XXX	XXX	7,000	7,179	7,339	160	339
10. 2024.....	XXX	XXX	XXX	XXX	XXX	XXX	XXX	XXX	6,491	6,654	164	XXX
11. 2025.....	XXX	XXX	XXX	XXX	XXX	XXX	XXX	XXX	XXX	6,197	XXX	XXX
12. Totals											201	135

SCHEDULE P - PART 2C - COMMERCIAL AUTO/TRUCK LIABILITY/MEDICAL

1. Prior.....	165	162	229	223	218	217	217	217	218	214	(4)	(3)
2. 2016.....	533	482	492	470	459	453	452	452	452	452		
3. 2017.....	XXX	422	376	382	377	366	364	362	362	362		
4. 2018.....	XXX	XXX	559	477	501	530	517	510	507	507		(3)
5. 2019.....	XXX	XXX	XXX	793	663	710	697	691	685	683	(2)	(8)
6. 2020.....	XXX	XXX	XXX	XXX	839	894	878	913	964	982	17	69
7. 2021.....	XXX	XXX	XXX	XXX	XXX	1,371	1,450	1,405	1,435	1,455	20	50
8. 2022.....	XXX	XXX	XXX	XXX	XXX	XXX	1,692	1,659	1,686	1,856	170	197
9. 2023.....	XXX	XXX	XXX	XXX	XXX	XXX	XXX	1,936	1,756	1,769	13	(167)
10. 2024.....	XXX	XXX	XXX	XXX	XXX	XXX	XXX	XXX	2,225	2,130	(95)	XXX
11. 2025.....	XXX	XXX	XXX	XXX	XXX	XXX	XXX	XXX	XXX	3,000	XXX	XXX
12. Totals											121	135

**SCHEDULE P - PART 2D - WORKERS' COMPENSATION
(EXCLUDING EXCESS WORKERS' COMPENSATION)**

1. Prior.....	440	414	394	381	364	363	349	330	347	342	(4)	12
2. 2016.....	257	260	215	229	220	220	218	217	217	217		
3. 2017.....	XXX	293	318	263	265	260	258	256	256	256		
4. 2018.....	XXX	XXX	339	280	219	202	197	195	192	192		(3)
5. 2019.....	XXX	XXX	XXX	350	333	327	324	317	322	325	3	8
6. 2020.....	XXX	XXX	XXX	XXX	394	399	346	306	304	301	(3)	(5)
7. 2021.....	XXX	XXX	XXX	XXX	XXX	655	732	613	570	555	(15)	(58)
8. 2022.....	XXX	XXX	XXX	XXX	XXX	XXX	567	462	508	553	45	91
9. 2023.....	XXX	XXX	XXX	XXX	XXX	XXX	XXX	630	775	852	77	222
10. 2024.....	XXX	XXX	XXX	XXX	XXX	XXX	XXX	XXX	921	1,288	367	XXX
11. 2025.....	XXX	XXX	XXX	XXX	XXX	XXX	XXX	XXX	XXX	665	XXX	XXX
12. Totals											470	267

SCHEDULE P - PART 2E - COMMERCIAL MULTIPLE PERIL

1. Prior.....	268	278	318	359	366	492	507	509	631	624	(7)	115
2. 2016.....	1,331	1,184	1,258	1,296	1,367	1,380	1,376	1,377	1,379	1,379	1	3
3. 2017.....	XXX	2,065	1,903	1,944	1,945	1,936	1,934	1,931	1,932	1,932		
4. 2018.....	XXX	XXX	1,271	1,290	1,319	1,298	1,278	1,271	1,281	1,297	17	27
5. 2019.....	XXX	XXX	XXX	2,127	2,079	2,130	2,147	2,147	2,152	2,156	4	8
6. 2020.....	XXX	XXX	XXX	XXX	3,224	3,360	3,513	3,399	3,395	3,448	53	49
7. 2021.....	XXX	XXX	XXX	XXX	XXX	2,585	2,767	2,917	2,960	2,992	32	74
8. 2022.....	XXX	XXX	XXX	XXX	XXX	XXX	2,846	3,543	3,625	3,772	147	229
9. 2023.....	XXX	XXX	XXX	XXX	XXX	XXX	XXX	4,003	4,348	4,700	353	697
10. 2024.....	XXX	XXX	XXX	XXX	XXX	XXX	XXX	XXX	3,778	3,525	(253)	XXX
11. 2025.....	XXX	XXX	XXX	XXX	XXX	XXX	XXX	XXX	XXX	3,968	XXX	XXX
12. Totals											346	1,202

ANNUAL STATEMENT FOR THE YEAR 2025 OF THE CELINA MUTUAL INSURANCE COMPANY

SCHEDULE P - PART 2F - SECTION 1 - MEDICAL PROFESSIONAL LIABILITY - OCCURRENCE

Years in Which Losses Were Incurred	INCURRED NET LOSSES AND DEFENSE AND COST CONTAINMENT EXPENSES REPORTED AT YEAR END (\$000 OMITTED)										DEVELOPMENT	
	1 2016	2 2017	3 2018	4 2019	5 2020	6 2021	7 2022	8 2023	9 2024	10 2025	11 One Year	12 Two Year
1. Prior.....												
2. 2016.....												
3. 2017.....	XXX											
4. 2018.....	XXX	XXX										
5. 2019.....	XXX	XXX	XXX									
6. 2020.....	XXX	XXX	XXX	XXX								
7. 2021.....	XXX	XXX	XXX	XXX	XXX							
8. 2022.....	XXX	XXX	XXX	XXX	XXX	XXX						
9. 2023.....	XXX	XXX	XXX	XXX	XXX	XXX	XXX					
10. 2024.....	XXX	XXX	XXX	XXX	XXX	XXX	XXX	XXX				XXX
11. 2025.....	XXX	XXX	XXX	XXX	XXX	XXX	XXX	XXX	XXX		XXX	XXX
12. Totals												

SCHEDULE P - PART 2F - SECTION 2 - MEDICAL PROFESSIONAL LIABILITY - CLAIMS-MADE

1. Prior.....												
2. 2016.....												
3. 2017.....	XXX											
4. 2018.....	XXX	XXX										
5. 2019.....	XXX	XXX	XXX									
6. 2020.....	XXX	XXX	XXX	XXX								
7. 2021.....	XXX	XXX	XXX	XXX	XXX							
8. 2022.....	XXX	XXX	XXX	XXX	XXX	XXX						
9. 2023.....	XXX	XXX	XXX	XXX	XXX	XXX	XXX					
10. 2024.....	XXX	XXX	XXX	XXX	XXX	XXX	XXX	XXX				XXX
11. 2025.....	XXX	XXX	XXX	XXX	XXX	XXX	XXX	XXX	XXX		XXX	XXX
12. Totals												

SCHEDULE P - PART 2G - SPECIAL LIABILITY (OCEAN MARINE, AIRCRAFT (ALL PERILS), BOILER AND MACHINERY)

1. Prior.....												
2. 2016.....												
3. 2017.....	XXX											
4. 2018.....	XXX	XXX										
5. 2019.....	XXX	XXX	XXX									
6. 2020.....	XXX	XXX	XXX	XXX								
7. 2021.....	XXX	XXX	XXX	XXX	XXX							
8. 2022.....	XXX	XXX	XXX	XXX	XXX	XXX						
9. 2023.....	XXX	XXX	XXX	XXX	XXX	XXX	XXX					
10. 2024.....	XXX	XXX	XXX	XXX	XXX	XXX	XXX	XXX				XXX
11. 2025.....	XXX	XXX	XXX	XXX	XXX	XXX	XXX	XXX	XXX		XXX	XXX
12. Totals												

SCHEDULE P - PART 2H - SECTION 1 - OTHER LIABILITY - OCCURRENCE

1. Prior.....	388	353	328	296	277	260	266	270	266	266		(4)
2. 2016.....	265	211	229	208	190	207	208	208	208	208		
3. 2017.....	XXX	265	185	137	92	75	68	65	65	65		
4. 2018.....	XXX	XXX	241	163	127	39	33	25	23	23		(2)
5. 2019.....	XXX	XXX	XXX	273	221	193	226	319	304	272	(32)	(47)
6. 2020.....	XXX	XXX	XXX	XXX	231	177	222	218	187	180	(7)	(38)
7. 2021.....	XXX	XXX	XXX	XXX	XXX	271	269	259	331	299	(32)	40
8. 2022.....	XXX	XXX	XXX	XXX	XXX	XXX	272	275	246	270	24	(5)
9. 2023.....	XXX	XXX	XXX	XXX	XXX	XXX	XXX	280	274	289	14	9
10. 2024.....	XXX	XXX	XXX	XXX	XXX	XXX	XXX	XXX	326	260	(66)	XXX
11. 2025.....	XXX	XXX	XXX	XXX	XXX	XXX	XXX	XXX	XXX	337	XXX	XXX
12. Totals											(98)	(46)

SCHEDULE P - PART 2H - SECTION 2 - OTHER LIABILITY - CLAIMS-MADE

1. Prior.....												
2. 2016.....												
3. 2017.....	XXX											
4. 2018.....	XXX	XXX										
5. 2019.....	XXX	XXX	XXX									
6. 2020.....	XXX	XXX	XXX	XXX								
7. 2021.....	XXX	XXX	XXX	XXX	XXX							
8. 2022.....	XXX	XXX	XXX	XXX	XXX	XXX						
9. 2023.....	XXX	XXX	XXX	XXX	XXX	XXX	XXX					
10. 2024.....	XXX	XXX	XXX	XXX	XXX	XXX	XXX	XXX				XXX
11. 2025.....	XXX	XXX	XXX	XXX	XXX	XXX	XXX	XXX	XXX		XXX	XXX
12. Totals												

ANNUAL STATEMENT FOR THE YEAR 2025 OF THE CELINA MUTUAL INSURANCE COMPANY
SCHEDULE P - PART 2I - SPECIAL PROPERTY (FIRE, ALLIED LINES, INLAND MARINE, EARTHQUAKE, BURGLARY, AND THEFT)

Years in Which Losses Were Incurred	INCURRED NET LOSSES AND DEFENSE AND COST CONTAINMENT EXPENSES REPORTED AT YEAR END (\$000 OMITTED)										DEVELOPMENT	
	1 2016	2 2017	3 2018	4 2019	5 2020	6 2021	7 2022	8 2023	9 2024	10 2025	11 One Year	12 Two Year
1. Prior.....	(1)	1	1	(8)	(23)	(24)	(24)	(24)	(24)	(24)		(1)
2. 2016.....	751	823	838	827	824	824	824	824	824	824		
3. 2017.....	XXX	1,255	1,255	1,257	1,272	1,272	1,272	1,272	1,272	1,272		
4. 2018.....	XXX	XXX	814	818	820	820	820	820	820	820		
5. 2019.....	XXX	XXX	XXX	1,033	1,060	1,050	1,050	1,050	1,050	1,049		
6. 2020.....	XXX	XXX	XXX	XXX	1,626	1,624	1,626	1,626	1,631	1,631		4
7. 2021.....	XXX	XXX	XXX	XXX	XXX	1,222	1,207	1,205	1,205	1,204		(1)
8. 2022.....	XXX	XXX	XXX	XXX	XXX	XXX	1,490	1,809	1,804	1,792	(11)	(17)
9. 2023.....	XXX	XXX	XXX	XXX	XXX	XXX	XXX	2,543	2,719	2,696	(23)	154
10. 2024.....	XXX	XXX	XXX	XXX	XXX	XXX	XXX	XXX	2,242	2,402	160	XXX
11. 2025.....	XXX	XXX	XXX	XXX	XXX	XXX	XXX	XXX	XXX	1,935	XXX	XXX
12. Totals											126	140

SCHEDULE P - PART 2J - AUTO PHYSICAL DAMAGE

1. Prior.....	(48)	(71)	(73)	(94)	(101)	(111)	(116)	(121)	(129)	(137)	(9)	(16)
2. 2016.....	4,849	4,768	4,765	4,753	4,753	4,746	4,745	4,741	4,742	4,740	(2)	(1)
3. 2017.....	XXX	5,663	5,532	5,497	5,491	5,485	5,484	5,482	5,483	5,482	(1)	
4. 2018.....	XXX	XXX	5,966	5,666	5,650	5,629	5,631	5,628	5,633	5,632		4
5. 2019.....	XXX	XXX	XXX	6,440	6,150	6,146	6,147	6,147	6,152	6,152		6
6. 2020.....	XXX	XXX	XXX	XXX	5,420	5,228	5,221	5,211	5,216	5,217	1	7
7. 2021.....	XXX	XXX	XXX	XXX	XXX	6,646	6,523	6,508	6,504	6,499	(5)	(9)
8. 2022.....	XXX	XXX	XXX	XXX	XXX	XXX	8,043	8,015	8,017	8,002	(15)	(13)
9. 2023.....	XXX	XXX	XXX	XXX	XXX	XXX	XXX	8,753	8,459	8,386	(72)	(367)
10. 2024.....	XXX	XXX	XXX	XXX	XXX	XXX	XXX	XXX	8,039	7,601	(437)	XXX
11. 2025.....	XXX	XXX	XXX	XXX	XXX	XXX	XXX	XXX	XXX	7,001	XXX	XXX
12. Totals											(540)	(390)

SCHEDULE P - PART 2K - FIDELITY/SURETY

1. Prior.....												
2. 2016.....												
3. 2017.....	XXX											
4. 2018.....	XXX	XXX										
5. 2019.....	XXX	XXX	XXX									
6. 2020.....	XXX	XXX	XXX	XXX								
7. 2021.....	XXX	XXX	XXX	XXX	XXX							
8. 2022.....	XXX	XXX	XXX	XXX	XXX	XXX						
9. 2023.....	XXX	XXX	XXX	XXX	XXX	XXX	XXX					
10. 2024.....	XXX	XXX	XXX	XXX	XXX	XXX	XXX	XXX				XXX
11. 2025.....	XXX	XXX	XXX	XXX	XXX	XXX	XXX	XXX	XXX		XXX	XXX
12. Totals												

SCHEDULE P - PART 2L - OTHER (INCLUDING CREDIT, ACCIDENT AND HEALTH)

1. Prior.....												
2. 2016.....												
3. 2017.....	XXX											
4. 2018.....	XXX	XXX										
5. 2019.....	XXX	XXX	XXX									
6. 2020.....	XXX	XXX	XXX	XXX								
7. 2021.....	XXX	XXX	XXX	XXX	XXX							
8. 2022.....	XXX	XXX	XXX	XXX	XXX	XXX						
9. 2023.....	XXX	XXX	XXX	XXX	XXX	XXX	XXX					
10. 2024.....	XXX	XXX	XXX	XXX	XXX	XXX	XXX	XXX				XXX
11. 2025.....	XXX	XXX	XXX	XXX	XXX	XXX	XXX	XXX	XXX		XXX	XXX
12. Totals												

SCHEDULE P - PART 2M - INTERNATIONAL

1. Prior.....												
2. 2016.....												
3. 2017.....	XXX											
4. 2018.....	XXX	XXX										
5. 2019.....	XXX	XXX	XXX									
6. 2020.....	XXX	XXX	XXX	XXX								
7. 2021.....	XXX	XXX	XXX	XXX	XXX							
8. 2022.....	XXX	XXX	XXX	XXX	XXX	XXX						
9. 2023.....	XXX	XXX	XXX	XXX	XXX	XXX	XXX					
10. 2024.....	XXX	XXX	XXX	XXX	XXX	XXX	XXX	XXX				XXX
11. 2025.....	XXX	XXX	XXX	XXX	XXX	XXX	XXX	XXX	XXX		XXX	XXX
12. Totals												

ANNUAL STATEMENT FOR THE YEAR 2025 OF THE CELINA MUTUAL INSURANCE COMPANY

**SCHEDULE P - PART 2N - REINSURANCE
NONPROPORTIONAL ASSUMED PROPERTY**

Years in Which Losses Were Incurred	INCURRED NET LOSSES AND DEFENSE AND COST CONTAINMENT EXPENSES REPORTED AT YEAR END (\$000 OMITTED)										DEVELOPMENT	
	1 2016	2 2017	3 2018	4 2019	5 2020	6 2021	7 2022	8 2023	9 2024	10 2025	11 One Year	12 Two Year
1. Prior.....												
2. 2016.....												
3. 2017.....	XXX											
4. 2018.....	XXX	XXX										
5. 2019.....	XXX	XXX	XXX									
6. 2020.....	XXX	XXX	XXX	XXX								
7. 2021.....	XXX	XXX	XXX	XXX	XXX							
8. 2022.....	XXX	XXX	XXX	XXX	XXX	XXX						
9. 2023.....	XXX	XXX	XXX	XXX	XXX	XXX	XXX					
10. 2024.....	XXX	XXX	XXX	XXX	XXX	XXX	XXX	XXX				XXX
11. 2025	XXX	XXX	XXX	XXX	XXX	XXX	XXX	XXX	XXX		XXX	XXX
12. Totals												

**SCHEDULE P - PART 2O - REINSURANCE
NONPROPORTIONAL ASSUMED LIABILITY**

1. Prior.....	385	385	385	385	385	66	66					
2. 2016.....												
3. 2017.....	XXX											
4. 2018.....	XXX	XXX										
5. 2019.....	XXX	XXX	XXX									
6. 2020.....	XXX	XXX	XXX	XXX								
7. 2021.....	XXX	XXX	XXX	XXX	XXX							
8. 2022.....	XXX	XXX	XXX	XXX	XXX	XXX						
9. 2023.....	XXX	XXX	XXX	XXX	XXX	XXX	XXX					
10. 2024.....	XXX	XXX	XXX	XXX	XXX	XXX	XXX	XXX				XXX
11. 2025	XXX	XXX	XXX	XXX	XXX	XXX	XXX	XXX	XXX		XXX	XXX
12. Totals												

**SCHEDULE P - PART 2P - REINSURANCE
NONPROPORTIONAL ASSUMED FINANCIAL LINES**

1. Prior.....												
2. 2016.....												
3. 2017.....	XXX											
4. 2018.....	XXX	XXX										
5. 2019.....	XXX	XXX	XXX									
6. 2020.....	XXX	XXX	XXX	XXX								
7. 2021.....	XXX	XXX	XXX	XXX	XXX							
8. 2022.....	XXX	XXX	XXX	XXX	XXX	XXX						
9. 2023.....	XXX	XXX	XXX	XXX	XXX	XXX	XXX					
10. 2024.....	XXX	XXX	XXX	XXX	XXX	XXX	XXX	XXX				XXX
11. 2025	XXX	XXX	XXX	XXX	XXX	XXX	XXX	XXX	XXX		XXX	XXX
12. Totals												

**ANNUAL STATEMENT FOR THE YEAR 2025 OF THE CELINA MUTUAL INSURANCE COMPANY
SCHEDULE P - PART 2R - SECTION 1 - PRODUCTS LIABILITY - OCCURRENCE**

Years in Which Losses Were Incurred	INCURRED NET LOSSES AND DEFENSE AND COST CONTAINMENT EXPENSES REPORTED AT YEAR END (\$000 OMITTED)										DEVELOPMENT	
	1 2016	2 2017	3 2018	4 2019	5 2020	6 2021	7 2022	8 2023	9 2024	10 2025	11 One Year	12 Two Year
1. Prior.....	32	14	12	15	12	12	12	8	8	8		
2. 2016.....	26	23	16	13	11	9	9	9	9	9		
3. 2017.....	XXX	29	20	27	51	49	49	49	49	49		
4. 2018.....	XXX	XXX	18	13	7	2						
5. 2019.....	XXX	XXX	XXX	9	9	4	2	2				(2)
6. 2020.....	XXX	XXX	XXX	XXX	17	14	7	5	5	4	(2)	(2)
7. 2021.....	XXX	XXX	XXX	XXX	XXX	15	22	18	14	14		(5)
8. 2022.....	XXX	XXX	XXX	XXX	XXX	XXX	15	11	6	4	(2)	(7)
9. 2023.....	XXX	XXX	XXX	XXX	XXX	XXX	XXX	20	14	7	(7)	(13)
10. 2024.....	XXX	XXX	XXX	XXX	XXX	XXX	XXX	XXX	24	19	(4)	XXX
11. 2025.....	XXX	XXX	XXX	XXX	XXX	XXX	XXX	XXX	XXX	39	XXX	XXX
12. Totals											(15)	(28)

SCHEDULE P - PART 2R - SECTION 2 - PRODUCTS LIABILITY - CLAIMS-MADE

1. Prior.....												
2. 2016.....												
3. 2017.....	XXX											
4. 2018.....	XXX	XXX										
5. 2019.....	XXX	XXX	XXX									
6. 2020.....	XXX	XXX	XXX	XXX								
7. 2021.....	XXX	XXX	XXX	XXX	XXX							
8. 2022.....	XXX	XXX	XXX	XXX	XXX	XXX						
9. 2023.....	XXX	XXX	XXX	XXX	XXX	XXX	XXX					
10. 2024.....	XXX	XXX	XXX	XXX	XXX	XXX	XXX	XXX				XXX
11. 2025.....	XXX	XXX	XXX	XXX	XXX	XXX	XXX	XXX	XXX		XXX	XXX
12. Totals												

SCHEDULE P - PART 2S - FINANCIAL GUARANTY/MORTGAGE GUARANTY

1. Prior.....												
2. 2016.....												
3. 2017.....	XXX											
4. 2018.....	XXX	XXX										
5. 2019.....	XXX	XXX	XXX									
6. 2020.....	XXX	XXX	XXX	XXX								
7. 2021.....	XXX	XXX	XXX	XXX	XXX							
8. 2022.....	XXX	XXX	XXX	XXX	XXX	XXX						
9. 2023.....	XXX	XXX	XXX	XXX	XXX	XXX	XXX					
10. 2024.....	XXX	XXX	XXX	XXX	XXX	XXX	XXX	XXX				XXX
11. 2025.....	XXX	XXX	XXX	XXX	XXX	XXX	XXX	XXX	XXX		XXX	XXX
12. Totals												

SCHEDULE P - PART 2T - WARRANTY

1. Prior.....												
2. 2016.....												
3. 2017.....	XXX											
4. 2018.....	XXX	XXX										
5. 2019.....	XXX	XXX	XXX									
6. 2020.....	XXX	XXX	XXX	XXX								
7. 2021.....	XXX	XXX	XXX	XXX	XXX							
8. 2022.....	XXX	XXX	XXX	XXX	XXX	XXX						
9. 2023.....	XXX	XXX	XXX	XXX	XXX	XXX	XXX					
10. 2024.....	XXX	XXX	XXX	XXX	XXX	XXX	XXX	XXX				XXX
11. 2025.....	XXX	XXX	XXX	XXX	XXX	XXX	XXX	XXX	XXX		XXX	XXX
12. Totals												

SCHEDULE P - PART 2U - PET INSURANCE PLANS

1. Prior.....												
2. 2016.....												
3. 2017.....	XXX											
4. 2018.....	XXX	XXX										
5. 2019.....	XXX	XXX	XXX									
6. 2020.....	XXX	XXX	XXX	XXX								
7. 2021.....	XXX	XXX	XXX	XXX	XXX							
8. 2022.....	XXX	XXX	XXX	XXX	XXX	XXX						
9. 2023.....	XXX	XXX	XXX	XXX	XXX	XXX	XXX					
10. 2024.....	XXX	XXX	XXX	XXX	XXX	XXX	XXX	XXX				XXX
11. 2025.....	XXX	XXX	XXX	XXX	XXX	XXX	XXX	XXX	XXX		XXX	XXX
12. Totals												

ANNUAL STATEMENT FOR THE YEAR 2025 OF THE CELINA MUTUAL INSURANCE COMPANY

SCHEDULE P - PART 3A - HOMEOWNERS/FAROWNERS

Years in Which Losses Were Incurred	CUMULATIVE PAID NET LOSSES AND DEFENSE AND COST CONTAINMENT EXPENSES REPORTED AT YEAR END (\$000 OMITTED)										11 Number of Claims Closed With Loss Payment	12 Number of Claims Closed Without Loss Payment
	1	2	3	4	5	6	7	8	9	10		
	2016	2017	2018	2019	2020	2021	2022	2023	2024	2025		
1. Prior.....	000.....	418.....	480.....	495.....	592.....	596.....	600.....	602.....	632.....	632.....		
2. 2016.....	5,776.....	6,813.....	6,934.....	7,020.....	7,015.....	7,015.....	7,014.....	7,014.....	7,014.....	7,014.....	940.....	380.....
3. 2017.....	XXX.....	9,197.....	10,864.....	10,989.....	11,013.....	11,048.....	11,161.....	11,160.....	11,160.....	11,160.....	1,528.....	495.....
4. 2018.....	XXX.....	XXX.....	6,622.....	8,317.....	8,560.....	8,653.....	8,678.....	8,686.....	8,686.....	8,686.....	999.....	397.....
5. 2019.....	XXX.....	XXX.....	XXX.....	7,233.....	8,543.....	8,531.....	8,581.....	8,654.....	8,660.....	8,660.....	1,508.....	509.....
6. 2020.....	XXX.....	XXX.....	XXX.....	XXX.....	8,026.....	9,079.....	9,237.....	9,250.....	9,370.....	9,381.....	1,757.....	625.....
7. 2021.....	XXX.....	XXX.....	XXX.....	XXX.....	XXX.....	7,618.....	9,525.....	9,793.....	9,789.....	9,863.....	930.....	366.....
8. 2022.....	XXX.....	XXX.....	XXX.....	XXX.....	XXX.....	XXX.....	8,977.....	11,300.....	11,683.....	11,868.....	1,077.....	422.....
9. 2023.....	XXX.....	XXX.....	XXX.....	XXX.....	XXX.....	XXX.....	XXX.....	14,281.....	16,380.....	16,554.....	1,449.....	404.....
10. 2024.....	XXX.....	XXX.....	XXX.....	XXX.....	XXX.....	XXX.....	XXX.....	XXX.....	12,718.....	14,313.....	966.....	295.....
11. 2025.....	XXX.....	XXX.....	XXX.....	XXX.....	XXX.....	XXX.....	XXX.....	XXX.....	XXX.....	9,295.....	647.....	245.....

SCHEDULE P - PART 3B - PRIVATE PASSENGER AUTO LIABILITY/MEDICAL

1. Prior.....	000.....	975.....	1,587.....	1,861.....	1,896.....	1,913.....	1,907.....	1,900.....	1,894.....	1,888.....		
2. 2016.....	3,278.....	4,690.....	5,906.....	6,306.....	6,497.....	6,519.....	6,514.....	6,509.....	6,509.....	6,508.....	1,166.....	366.....
3. 2017.....	XXX.....	3,421.....	5,291.....	6,567.....	7,092.....	7,233.....	7,271.....	7,314.....	7,311.....	7,310.....	1,182.....	388.....
4. 2018.....	XXX.....	XXX.....	3,314.....	5,537.....	6,764.....	7,475.....	7,658.....	7,753.....	7,781.....	7,867.....	1,231.....	418.....
5. 2019.....	XXX.....	XXX.....	XXX.....	3,384.....	5,362.....	6,632.....	7,288.....	7,446.....	7,486.....	7,523.....	1,142.....	396.....
6. 2020.....	XXX.....	XXX.....	XXX.....	XXX.....	2,262.....	3,899.....	4,515.....	4,871.....	4,991.....	5,082.....	771.....	279.....
7. 2021.....	XXX.....	XXX.....	XXX.....	XXX.....	XXX.....	2,697.....	4,308.....	5,027.....	5,392.....	5,455.....	816.....	254.....
8. 2022.....	XXX.....	XXX.....	XXX.....	XXX.....	XXX.....	XXX.....	3,025.....	5,345.....	6,426.....	6,949.....	783.....	234.....
9. 2023.....	XXX.....	XXX.....	XXX.....	XXX.....	XXX.....	XXX.....	XXX.....	2,885.....	5,391.....	6,628.....	732.....	205.....
10. 2024.....	XXX.....	XXX.....	XXX.....	XXX.....	XXX.....	XXX.....	XXX.....	XXX.....	2,801.....	4,958.....	616.....	173.....
11. 2025.....	XXX.....	XXX.....	XXX.....	XXX.....	XXX.....	XXX.....	XXX.....	XXX.....	XXX.....	2,369.....	372.....	100.....

SCHEDULE P - PART 3C - COMMERCIAL AUTO/TRUCK LIABILITY/MEDICAL

1. Prior.....	000.....	70.....	200.....	207.....	214.....	214.....	213.....	213.....	214.....	214.....		
2. 2016.....	179.....	394.....	416.....	454.....	453.....	453.....	453.....	452.....	452.....	452.....	55.....	14.....
3. 2017.....	XXX.....	183.....	245.....	313.....	363.....	363.....	363.....	362.....	362.....	362.....	57.....	15.....
4. 2018.....	XXX.....	XXX.....	245.....	320.....	378.....	385.....	497.....	507.....	507.....	507.....	74.....	23.....
5. 2019.....	XXX.....	XXX.....	XXX.....	346.....	460.....	632.....	679.....	680.....	681.....	681.....	85.....	29.....
6. 2020.....	XXX.....	XXX.....	XXX.....	XXX.....	208.....	394.....	728.....	748.....	847.....	861.....	71.....	27.....
7. 2021.....	XXX.....	XXX.....	XXX.....	XXX.....	XXX.....	480.....	932.....	1,063.....	1,265.....	1,273.....	125.....	35.....
8. 2022.....	XXX.....	XXX.....	XXX.....	XXX.....	XXX.....	XXX.....	618.....	1,136.....	1,349.....	1,738.....	146.....	44.....
9. 2023.....	XXX.....	XXX.....	XXX.....	XXX.....	XXX.....	XXX.....	XXX.....	805.....	1,185.....	1,381.....	131.....	49.....
10. 2024.....	XXX.....	XXX.....	XXX.....	XXX.....	XXX.....	XXX.....	XXX.....	XXX.....	724.....	1,183.....	131.....	44.....
11. 2025.....	XXX.....	XXX.....	XXX.....	XXX.....	XXX.....	XXX.....	XXX.....	XXX.....	XXX.....	783.....	116.....	30.....

**SCHEDULE P - PART 3D - WORKERS' COMPENSATION
(EXCLUDING EXCESS WORKERS' COMPENSATION)**

1. Prior.....	000.....	102.....	133.....	159.....	178.....	193.....	208.....	216.....	225.....	233.....		
2. 2016.....	42.....	142.....	184.....	207.....	215.....	216.....	216.....	217.....	217.....	217.....	21.....	9.....
3. 2017.....	XXX.....	74.....	207.....	225.....	249.....	251.....	253.....	256.....	256.....	256.....	21.....	4.....
4. 2018.....	XXX.....	XXX.....	130.....	170.....	181.....	184.....	186.....	187.....	188.....	190.....	27.....	9.....
5. 2019.....	XXX.....	XXX.....	XXX.....	103.....	202.....	238.....	300.....	304.....	308.....	319.....	35.....	7.....
6. 2020.....	XXX.....	XXX.....	XXX.....	XXX.....	109.....	263.....	286.....	289.....	295.....	295.....	31.....	12.....
7. 2021.....	XXX.....	XXX.....	XXX.....	XXX.....	XXX.....	216.....	396.....	458.....	483.....	495.....	44.....	7.....
8. 2022.....	XXX.....	XXX.....	XXX.....	XXX.....	XXX.....	XXX.....	148.....	328.....	435.....	480.....	39.....	12.....
9. 2023.....	XXX.....	XXX.....	XXX.....	XXX.....	XXX.....	XXX.....	XXX.....	260.....	557.....	662.....	40.....	11.....
10. 2024.....	XXX.....	XXX.....	XXX.....	XXX.....	XXX.....	XXX.....	XXX.....	XXX.....	394.....	781.....	32.....	9.....
11. 2025.....	XXX.....	XXX.....	XXX.....	XXX.....	XXX.....	XXX.....	XXX.....	XXX.....	XXX.....	242.....	14.....	4.....

SCHEDULE P - PART 3E - COMMERCIAL MULTIPLE PERIL

1. Prior.....	000.....	101.....	157.....	228.....	271.....	313.....	439.....	466.....	540.....	536.....		
2. 2016.....	760.....	1,100.....	1,169.....	1,244.....	1,345.....	1,362.....	1,373.....	1,373.....	1,375.....	1,376.....	106.....	59.....
3. 2017.....	XXX.....	1,590.....	1,728.....	1,907.....	1,923.....	1,933.....	1,933.....	1,932.....	1,932.....	1,932.....	171.....	77.....
4. 2018.....	XXX.....	XXX.....	879.....	1,142.....	1,245.....	1,268.....	1,270.....	1,270.....	1,270.....	1,279.....	131.....	94.....
5. 2019.....	XXX.....	XXX.....	XXX.....	1,540.....	1,859.....	2,046.....	2,102.....	2,133.....	2,149.....	2,154.....	180.....	116.....
6. 2020.....	XXX.....	XXX.....	XXX.....	XXX.....	2,654.....	3,087.....	3,257.....	3,339.....	3,345.....	3,364.....	411.....	202.....
7. 2021.....	XXX.....	XXX.....	XXX.....	XXX.....	XXX.....	1,829.....	2,468.....	2,639.....	2,851.....	2,908.....	187.....	121.....
8. 2022.....	XXX.....	XXX.....	XXX.....	XXX.....	XXX.....	XXX.....	1,797.....	3,103.....	3,395.....	3,685.....	250.....	147.....
9. 2023.....	XXX.....	XXX.....	XXX.....	XXX.....	XXX.....	XXX.....	XXX.....	2,746.....	3,634.....	4,232.....	253.....	127.....
10. 2024.....	XXX.....	XXX.....	XXX.....	XXX.....	XXX.....	XXX.....	XXX.....	XXX.....	2,284.....	2,885.....	199.....	125.....
11. 2025.....	XXX.....	XXX.....	XXX.....	XXX.....	XXX.....	XXX.....	XXX.....	XXX.....	XXX.....	2,145.....	141.....	84.....

ANNUAL STATEMENT FOR THE YEAR 2025 OF THE CELINA MUTUAL INSURANCE COMPANY

SCHEDULE P - PART 3F - SECTION 1 - MEDICAL PROFESSIONAL LIABILITY - OCCURRENCE

Years in Which Losses Were Incurred	CUMULATIVE PAID NET LOSSES AND DEFENSE AND COST CONTAINMENT EXPENSES REPORTED AT YEAR END (\$000 OMITTED)										11 Number of Claims Closed With Loss Payment	12 Number of Claims Closed Without Loss Payment	
	1	2	3	4	5	6	7	8	9	10			
	2016	2017	2018	2019	2020	2021	2022	2023	2024	2025			
1. Prior.....	000.....												
2. 2016.....													
3. 2017.....	XXX.....												
4. 2018.....	XXX.....	XXX.....											
5. 2019.....	XXX.....	XXX.....	XXX.....										
6. 2020.....	XXX.....	XXX.....	XXX.....	XXX.....									
7. 2021.....	XXX.....	XXX.....	XXX.....	XXX.....	XXX.....								
8. 2022.....	XXX.....	XXX.....	XXX.....	XXX.....	XXX.....	XXX.....							
9. 2023.....	XXX.....	XXX.....	XXX.....	XXX.....	XXX.....	XXX.....	XXX.....						
10. 2024.....	XXX.....	XXX.....	XXX.....	XXX.....	XXX.....	XXX.....	XXX.....	XXX.....					
11. 2025.....	XXX.....	XXX.....	XXX.....	XXX.....	XXX.....	XXX.....	XXX.....	XXX.....	XXX.....				

SCHEDULE P - PART 3F - SECTION 2 - MEDICAL PROFESSIONAL LIABILITY - CLAIMS-MADE

1. Prior.....	000.....												
2. 2016.....													
3. 2017.....	XXX.....												
4. 2018.....	XXX.....	XXX.....											
5. 2019.....	XXX.....	XXX.....	XXX.....										
6. 2020.....	XXX.....	XXX.....	XXX.....	XXX.....									
7. 2021.....	XXX.....	XXX.....	XXX.....	XXX.....	XXX.....								
8. 2022.....	XXX.....	XXX.....	XXX.....	XXX.....	XXX.....	XXX.....							
9. 2023.....	XXX.....	XXX.....	XXX.....	XXX.....	XXX.....	XXX.....	XXX.....						
10. 2024.....	XXX.....	XXX.....	XXX.....	XXX.....	XXX.....	XXX.....	XXX.....	XXX.....					
11. 2025.....	XXX.....	XXX.....	XXX.....	XXX.....	XXX.....	XXX.....	XXX.....	XXX.....	XXX.....				

SCHEDULE P - PART 3G - SPECIAL LIABILITY (OCEAN MARINE, AIRCRAFT (ALL PERILS), BOILER AND MACHINERY)

1. Prior.....	000.....											XXX.....	XXX.....
2. 2016.....												XXX.....	XXX.....
3. 2017.....	XXX.....											XXX.....	XXX.....
4. 2018.....	XXX.....	XXX.....										XXX.....	XXX.....
5. 2019.....	XXX.....	XXX.....	XXX.....									XXX.....	XXX.....
6. 2020.....	XXX.....	XXX.....	XXX.....	XXX.....								XXX.....	XXX.....
7. 2021.....	XXX.....	XXX.....	XXX.....	XXX.....	XXX.....							XXX.....	XXX.....
8. 2022.....	XXX.....	XXX.....	XXX.....	XXX.....	XXX.....	XXX.....						XXX.....	XXX.....
9. 2023.....	XXX.....	XXX.....	XXX.....	XXX.....	XXX.....	XXX.....	XXX.....					XXX.....	XXX.....
10. 2024.....	XXX.....	XXX.....	XXX.....	XXX.....	XXX.....	XXX.....	XXX.....	XXX.....				XXX.....	XXX.....
11. 2025.....	XXX.....	XXX.....	XXX.....	XXX.....	XXX.....	XXX.....	XXX.....	XXX.....	XXX.....			XXX.....	XXX.....

SCHEDULE P - PART 3H - SECTION 1 - OTHER LIABILITY - OCCURRENCE

1. Prior.....	000.....	166.....	226.....	242.....	227.....	251.....	260.....	263.....	264.....	264.....	264.....		
2. 2016.....	9.....	32.....	154.....	156.....	156.....	207.....	208.....	208.....	208.....	208.....	208.....	7.....	8.....
3. 2017.....	XXX.....	32.....	57.....	65.....	65.....	65.....	65.....	65.....	65.....	65.....	65.....	6.....	10.....
4. 2018.....	XXX.....	XXX.....	12.....	17.....	19.....	23.....	23.....	23.....	23.....	23.....	23.....	9.....	9.....
5. 2019.....	XXX.....	XXX.....	XXX.....	11.....	12.....	114.....	180.....	273.....	274.....	274.....	272.....	7.....	6.....
6. 2020.....	XXX.....	XXX.....	XXX.....	XXX.....	11.....	15.....	179.....	178.....	178.....	178.....	178.....	5.....	7.....
7. 2021.....	XXX.....	XXX.....	XXX.....	XXX.....	XXX.....	19.....	137.....	155.....	285.....	285.....	283.....	11.....	11.....
8. 2022.....	XXX.....	XXX.....	XXX.....	XXX.....	XXX.....	XXX.....	39.....	66.....	106.....	106.....	158.....	12.....	10.....
9. 2023.....	XXX.....	XXX.....	XXX.....	XXX.....	XXX.....	XXX.....	XXX.....	8.....	44.....	44.....	131.....	5.....	9.....
10. 2024.....	XXX.....	XXX.....	XXX.....	XXX.....	XXX.....	XXX.....	XXX.....	XXX.....	19.....	19.....	43.....	6.....	5.....
11. 2025.....	XXX.....	XXX.....	XXX.....	XXX.....	XXX.....	XXX.....	XXX.....	XXX.....	XXX.....	XXX.....	36.....	6.....	5.....

SCHEDULE P - PART 3H - SECTION 2 - OTHER LIABILITY - CLAIMS-MADE

1. Prior.....	000.....												
2. 2016.....													
3. 2017.....	XXX.....												
4. 2018.....	XXX.....	XXX.....											
5. 2019.....	XXX.....	XXX.....	XXX.....										
6. 2020.....	XXX.....	XXX.....	XXX.....	XXX.....									
7. 2021.....	XXX.....	XXX.....	XXX.....	XXX.....	XXX.....								
8. 2022.....	XXX.....	XXX.....	XXX.....	XXX.....	XXX.....	XXX.....							
9. 2023.....	XXX.....	XXX.....	XXX.....	XXX.....	XXX.....	XXX.....	XXX.....						
10. 2024.....	XXX.....	XXX.....	XXX.....	XXX.....	XXX.....	XXX.....	XXX.....	XXX.....					
11. 2025.....	XXX.....	XXX.....	XXX.....	XXX.....	XXX.....	XXX.....	XXX.....	XXX.....	XXX.....				

ANNUAL STATEMENT FOR THE YEAR 2025 OF THE CELINA MUTUAL INSURANCE COMPANY
SCHEDULE P - PART 3I - SPECIAL PROPERTY (FIRE, ALLIED LINES, INLAND MARINE, EARTHQUAKE, BURGLARY, AND THEFT)

Years in Which Losses Were Incurred	CUMULATIVE PAID NET LOSSES AND DEFENSE AND COST CONTAINMENT EXPENSES REPORTED AT YEAR END (\$000 OMITTED)										11 Number of Claims Closed With Loss Payment	12 Number of Claims Closed Without Loss Payment
	1	2	3	4	5	6	7	8	9	10		
	2016	2017	2018	2019	2020	2021	2022	2023	2024	2025		
1. Prior.....	000.....	1.....	1.....	(8).....	(23).....	(24).....	(24).....	(24).....	(24).....	(24).....	XXX.....	XXX.....
2. 2016.....	646.....	825.....	838.....	827.....	824.....	824.....	824.....	824.....	824.....	824.....	XXX.....	XXX.....
3. 2017.....	XXX.....	1,119.....	1,247.....	1,257.....	1,272.....	1,272.....	1,272.....	1,272.....	1,272.....	1,272.....	XXX.....	XXX.....
4. 2018.....	XXX.....	XXX.....	771.....	820.....	820.....	820.....	820.....	820.....	820.....	820.....	XXX.....	XXX.....
5. 2019.....	XXX.....	XXX.....	XXX.....	887.....	1,049.....	1,050.....	1,050.....	1,050.....	1,050.....	1,049.....	XXX.....	XXX.....
6. 2020.....	XXX.....	XXX.....	XXX.....	XXX.....	1,492.....	1,615.....	1,626.....	1,626.....	1,631.....	1,631.....	XXX.....	XXX.....
7. 2021.....	XXX.....	XXX.....	XXX.....	XXX.....	XXX.....	960.....	1,195.....	1,205.....	1,205.....	1,204.....	XXX.....	XXX.....
8. 2022.....	XXX.....	XXX.....	XXX.....	XXX.....	XXX.....	XXX.....	1,301.....	1,808.....	1,804.....	1,792.....	XXX.....	XXX.....
9. 2023.....	XXX.....	XXX.....	XXX.....	XXX.....	XXX.....	XXX.....	XXX.....	2,301.....	2,719.....	2,696.....	XXX.....	XXX.....
10. 2024.....	XXX.....	XXX.....	XXX.....	XXX.....	XXX.....	XXX.....	XXX.....	XXX.....	2,098.....	2,386.....	XXX.....	XXX.....
11. 2025.....	XXX.....	XXX.....	XXX.....	XXX.....	XXX.....	XXX.....	XXX.....	XXX.....	XXX.....	1,635.....	XXX.....	XXX.....

SCHEDULE P - PART 3J - AUTO PHYSICAL DAMAGE

1. Prior.....	000.....	(26).....	(42).....	(77).....	(90).....	(106).....	(114).....	(121).....	(129).....	(137).....
2. 2016.....	4,649.....	4,778.....	4,777.....	4,765.....	4,760.....	4,753.....	4,748.....	4,745.....	4,742.....	4,740.....	2,264.....	537.....
3. 2017.....	XXX.....	5,390.....	5,526.....	5,512.....	5,501.....	5,496.....	5,491.....	5,489.....	5,487.....	5,482.....	2,498.....	614.....
4. 2018.....	XXX.....	XXX.....	5,669.....	5,698.....	5,666.....	5,649.....	5,646.....	5,643.....	5,642.....	5,638.....	2,623.....	769.....
5. 2019.....	XXX.....	XXX.....	XXX.....	6,053.....	6,182.....	6,178.....	6,170.....	6,167.....	6,165.....	6,161.....	2,728.....	790.....
6. 2020.....	XXX.....	XXX.....	XXX.....	XXX.....	5,169.....	5,262.....	5,248.....	5,234.....	5,232.....	5,230.....	2,078.....	612.....
7. 2021.....	XXX.....	XXX.....	XXX.....	XXX.....	XXX.....	6,221.....	6,570.....	6,548.....	6,528.....	6,520.....	2,184.....	724.....
8. 2022.....	XXX.....	XXX.....	XXX.....	XXX.....	XXX.....	XXX.....	7,612.....	8,064.....	8,051.....	8,027.....	2,214.....	685.....
9. 2023.....	XXX.....	XXX.....	XXX.....	XXX.....	XXX.....	XXX.....	XXX.....	8,144.....	8,505.....	8,418.....	2,178.....	644.....
10. 2024.....	XXX.....	XXX.....	XXX.....	XXX.....	XXX.....	XXX.....	XXX.....	XXX.....	7,459.....	7,645.....	1,900.....	619.....
11. 2025.....	XXX.....	XXX.....	XXX.....	XXX.....	XXX.....	XXX.....	XXX.....	XXX.....	XXX.....	6,712.....	1,501.....	464.....

SCHEDULE P - PART 3K - FIDELITY/SURETY

1. Prior.....	000.....	XXX.....	XXX.....
2. 2016.....	XXX.....	XXX.....
3. 2017.....	XXX.....	XXX.....	XXX.....
4. 2018.....	XXX.....	XXX.....	XXX.....	XXX.....
5. 2019.....	XXX.....	XXX.....	XXX.....	XXX.....	XXX.....
6. 2020.....	XXX.....	XXX.....	XXX.....	XXX.....	XXX.....	XXX.....
7. 2021.....	XXX.....	XXX.....	XXX.....	XXX.....	XXX.....	XXX.....	XXX.....
8. 2022.....	XXX.....	XXX.....	XXX.....	XXX.....	XXX.....	XXX.....	XXX.....	XXX.....
9. 2023.....	XXX.....	XXX.....	XXX.....	XXX.....	XXX.....	XXX.....	XXX.....	XXX.....	XXX.....
10. 2024.....	XXX.....	XXX.....	XXX.....	XXX.....	XXX.....	XXX.....	XXX.....	XXX.....	XXX.....	XXX.....
11. 2025.....	XXX.....	XXX.....	XXX.....	XXX.....	XXX.....	XXX.....	XXX.....	XXX.....	XXX.....	XXX.....	XXX.....	XXX.....

SCHEDULE P - PART 3L - OTHER (INCLUDING CREDIT, ACCIDENT AND HEALTH)

1. Prior.....	000.....	XXX.....	XXX.....
2. 2016.....	XXX.....	XXX.....
3. 2017.....	XXX.....	XXX.....	XXX.....
4. 2018.....	XXX.....	XXX.....	XXX.....	XXX.....
5. 2019.....	XXX.....	XXX.....	XXX.....	XXX.....	XXX.....
6. 2020.....	XXX.....	XXX.....	XXX.....	XXX.....	XXX.....	XXX.....
7. 2021.....	XXX.....	XXX.....	XXX.....	XXX.....	XXX.....	XXX.....	XXX.....
8. 2022.....	XXX.....	XXX.....	XXX.....	XXX.....	XXX.....	XXX.....	XXX.....	XXX.....
9. 2023.....	XXX.....	XXX.....	XXX.....	XXX.....	XXX.....	XXX.....	XXX.....	XXX.....	XXX.....
10. 2024.....	XXX.....	XXX.....	XXX.....	XXX.....	XXX.....	XXX.....	XXX.....	XXX.....	XXX.....	XXX.....
11. 2025.....	XXX.....	XXX.....	XXX.....	XXX.....	XXX.....	XXX.....	XXX.....	XXX.....	XXX.....	XXX.....	XXX.....	XXX.....

SCHEDULE P - PART 3M - INTERNATIONAL

1. Prior.....	000.....	XXX.....	XXX.....
2. 2016.....	XXX.....	XXX.....
3. 2017.....	XXX.....	XXX.....	XXX.....
4. 2018.....	XXX.....	XXX.....	XXX.....	XXX.....
5. 2019.....	XXX.....	XXX.....	XXX.....	XXX.....	XXX.....
6. 2020.....	XXX.....	XXX.....	XXX.....	XXX.....	XXX.....	XXX.....
7. 2021.....	XXX.....	XXX.....	XXX.....	XXX.....	XXX.....	XXX.....	XXX.....
8. 2022.....	XXX.....	XXX.....	XXX.....	XXX.....	XXX.....	XXX.....	XXX.....	XXX.....
9. 2023.....	XXX.....	XXX.....	XXX.....	XXX.....	XXX.....	XXX.....	XXX.....	XXX.....	XXX.....
10. 2024.....	XXX.....	XXX.....	XXX.....	XXX.....	XXX.....	XXX.....	XXX.....	XXX.....	XXX.....	XXX.....
11. 2025.....	XXX.....	XXX.....	XXX.....	XXX.....	XXX.....	XXX.....	XXX.....	XXX.....	XXX.....	XXX.....	XXX.....	XXX.....

ANNUAL STATEMENT FOR THE YEAR 2025 OF THE CELINA MUTUAL INSURANCE COMPANY

**SCHEDULE P - PART 3N - REINSURANCE
NONPROPORTIONAL ASSUMED PROPERTY**

Years in Which Losses Were Incurred	CUMULATIVE PAID NET LOSSES AND DEFENSE AND COST CONTAINMENT EXPENSES REPORTED AT YEAR END (\$000 OMITTED)										11 Number of Claims Closed With Loss Payment	12 Number of Claims Closed Without Loss Payment	
	1	2	3	4	5	6	7	8	9	10			
	2016	2017	2018	2019	2020	2021	2022	2023	2024	2025			
1. Prior.....	000.....											XXX.....	XXX.....
2. 2016.....												XXX.....	XXX.....
3. 2017.....	XXX.....											XXX.....	XXX.....
4. 2018.....	XXX.....	XXX.....										XXX.....	XXX.....
5. 2019.....	XXX.....	XXX.....	XXX.....									XXX.....	XXX.....
6. 2020.....	XXX.....	XXX.....	XXX.....	XXX.....								XXX.....	XXX.....
7. 2021.....	XXX.....	XXX.....	XXX.....	XXX.....	XXX.....							XXX.....	XXX.....
8. 2022.....	XXX.....	XXX.....	XXX.....	XXX.....	XXX.....	XXX.....						XXX.....	XXX.....
9. 2023.....	XXX.....	XXX.....	XXX.....	XXX.....	XXX.....	XXX.....	XXX.....					XXX.....	XXX.....
10. 2024.....	XXX.....	XXX.....	XXX.....	XXX.....	XXX.....	XXX.....	XXX.....	XXX.....				XXX.....	XXX.....
11. 2025.....	XXX.....	XXX.....	XXX.....	XXX.....	XXX.....	XXX.....	XXX.....	XXX.....	XXX.....	XXX.....		XXX.....	XXX.....

**SCHEDULE P - PART 3O - REINSURANCE
NONPROPORTIONAL ASSUMED LIABILITY**

1. Prior.....	000.....											XXX.....	XXX.....
2. 2016.....												XXX.....	XXX.....
3. 2017.....	XXX.....											XXX.....	XXX.....
4. 2018.....	XXX.....	XXX.....										XXX.....	XXX.....
5. 2019.....	XXX.....	XXX.....	XXX.....									XXX.....	XXX.....
6. 2020.....	XXX.....	XXX.....	XXX.....	XXX.....								XXX.....	XXX.....
7. 2021.....	XXX.....	XXX.....	XXX.....	XXX.....	XXX.....							XXX.....	XXX.....
8. 2022.....	XXX.....	XXX.....	XXX.....	XXX.....	XXX.....	XXX.....						XXX.....	XXX.....
9. 2023.....	XXX.....	XXX.....	XXX.....	XXX.....	XXX.....	XXX.....	XXX.....					XXX.....	XXX.....
10. 2024.....	XXX.....	XXX.....	XXX.....	XXX.....	XXX.....	XXX.....	XXX.....	XXX.....				XXX.....	XXX.....
11. 2025.....	XXX.....	XXX.....	XXX.....	XXX.....	XXX.....	XXX.....	XXX.....	XXX.....	XXX.....	XXX.....		XXX.....	XXX.....

**SCHEDULE P - PART 3P - REINSURANCE
NONPROPORTIONAL ASSUMED FINANCIAL LINES**

1. Prior.....	000.....											XXX.....	XXX.....
2. 2016.....												XXX.....	XXX.....
3. 2017.....	XXX.....											XXX.....	XXX.....
4. 2018.....	XXX.....	XXX.....										XXX.....	XXX.....
5. 2019.....	XXX.....	XXX.....	XXX.....									XXX.....	XXX.....
6. 2020.....	XXX.....	XXX.....	XXX.....	XXX.....								XXX.....	XXX.....
7. 2021.....	XXX.....	XXX.....	XXX.....	XXX.....	XXX.....							XXX.....	XXX.....
8. 2022.....	XXX.....	XXX.....	XXX.....	XXX.....	XXX.....	XXX.....						XXX.....	XXX.....
9. 2023.....	XXX.....	XXX.....	XXX.....	XXX.....	XXX.....	XXX.....	XXX.....					XXX.....	XXX.....
10. 2024.....	XXX.....	XXX.....	XXX.....	XXX.....	XXX.....	XXX.....	XXX.....	XXX.....				XXX.....	XXX.....
11. 2025.....	XXX.....	XXX.....	XXX.....	XXX.....	XXX.....	XXX.....	XXX.....	XXX.....	XXX.....	XXX.....		XXX.....	XXX.....

ANNUAL STATEMENT FOR THE YEAR 2025 OF THE CELINA MUTUAL INSURANCE COMPANY
SCHEDULE P - PART 3R - SECTION 1 - PRODUCTS LIABILITY - OCCURRENCE

Years in Which Losses Were Incurred	CUMULATIVE PAID NET LOSSES AND DEFENSE AND COST CONTAINMENT EXPENSES REPORTED AT YEAR END (\$000 OMITTED)										11 Number of Claims Closed With Loss Payment	12 Number of Claims Closed Without Loss Payment	
	1	2	3	4	5	6	7	8	9	10			
	2016	2017	2018	2019	2020	2021	2022	2023	2024	2025			
1. Prior.....	000.....		1.....	8.....	8.....	8.....	8.....	8.....	8.....	8.....	8.....		
2. 2016.....	2.....	9.....	9.....	9.....	9.....	9.....	9.....	9.....	9.....	9.....	9.....	2.....	2.....
3. 2017.....	XXX.....		9.....	10.....	49.....	49.....	49.....	49.....	49.....	49.....	49.....	1.....	1.....
4. 2018.....	XXX.....	XXX.....											1.....
5. 2019.....	XXX.....	XXX.....	XXX.....										
6. 2020.....	XXX.....	XXX.....	XXX.....	XXX.....			4.....	4.....	4.....	4.....	4.....		
7. 2021.....	XXX.....	XXX.....	XXX.....	XXX.....	XXX.....	1.....	5.....	13.....	12.....	12.....	12.....	1.....	2.....
8. 2022.....	XXX.....	XXX.....	XXX.....	XXX.....	XXX.....	XXX.....							2.....
9. 2023.....	XXX.....	XXX.....	XXX.....	XXX.....	XXX.....	XXX.....	XXX.....						1.....
10. 2024.....	XXX.....	XXX.....	XXX.....	XXX.....	XXX.....	XXX.....	XXX.....	XXX.....	1.....	1.....	1.....		
11. 2025.....	XXX.....	XXX.....	XXX.....	XXX.....	XXX.....	XXX.....	XXX.....	XXX.....	XXX.....	6.....	6.....		

SCHEDULE P - PART 3R - SECTION 2 - PRODUCTS LIABILITY - CLAIMS-MADE

1. Prior.....	000.....												
2. 2016.....													
3. 2017.....	XXX.....												
4. 2018.....	XXX.....	XXX.....											
5. 2019.....	XXX.....	XXX.....	XXX.....										
6. 2020.....	XXX.....	XXX.....	XXX.....	XXX.....									
7. 2021.....	XXX.....	XXX.....	XXX.....	XXX.....	XXX.....								
8. 2022.....	XXX.....	XXX.....	XXX.....	XXX.....	XXX.....	XXX.....							
9. 2023.....	XXX.....	XXX.....	XXX.....	XXX.....	XXX.....	XXX.....	XXX.....						
10. 2024.....	XXX.....	XXX.....	XXX.....	XXX.....	XXX.....	XXX.....	XXX.....	XXX.....					
11. 2025.....	XXX.....	XXX.....	XXX.....	XXX.....	XXX.....	XXX.....	XXX.....	XXX.....	XXX.....				

SCHEDULE P - PART 3S - FINANCIAL GUARANTY/MORTGAGE GUARANTY

1. Prior.....	000.....											XXX.....	XXX.....
2. 2016.....												XXX.....	XXX.....
3. 2017.....	XXX.....											XXX.....	XXX.....
4. 2018.....	XXX.....	XXX.....										XXX.....	XXX.....
5. 2019.....	XXX.....	XXX.....	XXX.....									XXX.....	XXX.....
6. 2020.....	XXX.....	XXX.....	XXX.....	XXX.....								XXX.....	XXX.....
7. 2021.....	XXX.....	XXX.....	XXX.....	XXX.....	XXX.....							XXX.....	XXX.....
8. 2022.....	XXX.....	XXX.....	XXX.....	XXX.....	XXX.....	XXX.....						XXX.....	XXX.....
9. 2023.....	XXX.....	XXX.....	XXX.....	XXX.....	XXX.....	XXX.....	XXX.....					XXX.....	XXX.....
10. 2024.....	XXX.....	XXX.....	XXX.....	XXX.....	XXX.....	XXX.....	XXX.....	XXX.....				XXX.....	XXX.....
11. 2025.....	XXX.....	XXX.....	XXX.....	XXX.....	XXX.....	XXX.....	XXX.....	XXX.....	XXX.....	XXX.....		XXX.....	XXX.....

SCHEDULE P - PART 3T - WARRANTY

1. Prior.....	000.....												
2. 2016.....													
3. 2017.....	XXX.....												
4. 2018.....	XXX.....	XXX.....											
5. 2019.....	XXX.....	XXX.....	XXX.....										
6. 2020.....	XXX.....	XXX.....	XXX.....	XXX.....									
7. 2021.....	XXX.....	XXX.....	XXX.....	XXX.....	XXX.....								
8. 2022.....	XXX.....	XXX.....	XXX.....	XXX.....	XXX.....	XXX.....							
9. 2023.....	XXX.....	XXX.....	XXX.....	XXX.....	XXX.....	XXX.....	XXX.....						
10. 2024.....	XXX.....	XXX.....	XXX.....	XXX.....	XXX.....	XXX.....	XXX.....	XXX.....					
11. 2025.....	XXX.....	XXX.....	XXX.....	XXX.....	XXX.....	XXX.....	XXX.....	XXX.....	XXX.....				

SCHEDULE P - PART 3U - PET INSURANCE PLANS

1. Prior.....	000.....											XXX.....	XXX.....
2. 2016.....												XXX.....	XXX.....
3. 2017.....	XXX.....											XXX.....	XXX.....
4. 2018.....	XXX.....	XXX.....										XXX.....	XXX.....
5. 2019.....	XXX.....	XXX.....	XXX.....									XXX.....	XXX.....
6. 2020.....	XXX.....	XXX.....	XXX.....	XXX.....								XXX.....	XXX.....
7. 2021.....	XXX.....	XXX.....	XXX.....	XXX.....	XXX.....							XXX.....	XXX.....
8. 2022.....	XXX.....	XXX.....	XXX.....	XXX.....	XXX.....	XXX.....						XXX.....	XXX.....
9. 2023.....	XXX.....	XXX.....	XXX.....	XXX.....	XXX.....	XXX.....	XXX.....					XXX.....	XXX.....
10. 2024.....	XXX.....	XXX.....	XXX.....	XXX.....	XXX.....	XXX.....	XXX.....	XXX.....				XXX.....	XXX.....
11. 2025.....	XXX.....	XXX.....	XXX.....	XXX.....	XXX.....	XXX.....	XXX.....	XXX.....	XXX.....			XXX.....	XXX.....

ANNUAL STATEMENT FOR THE YEAR 2025 OF THE CELINA MUTUAL INSURANCE COMPANY

SCHEDULE P - PART 4A - HOMEOWNERS/FAROWNERS

Years in Which Losses Were Incurred	BULK AND IBNR RESERVES ON NET LOSSES AND DEFENSE AND COST CONTAINMENT EXPENSES REPORTED AT YEAR END (\$000 OMITTED)									
	1	2	3	4	5	6	7	8	9	10
	2016	2017	2018	2019	2020	2021	2022	2023	2024	2025
1. Prior.....	372	173	70	31	5	4	2	2		
2. 2016.....	1,060	189	88	60	22	6	3	4	2	
3. 2017.....	XXX	1,490	229	101	52	17	5	5	2	2
4. 2018.....	XXX	XXX	1,008	192	135	85	35	8	5	2
5. 2019.....	XXX	XXX	XXX	802	234	112	48	35	10	9
6. 2020.....	XXX	XXX	XXX	XXX	940	226	111	90	42	10
7. 2021.....	XXX	XXX	XXX	XXX	XXX	1,084	346	196	104	56
8. 2022.....	XXX	XXX	XXX	XXX	XXX	XXX	1,325	441	219	155
9. 2023.....	XXX	XXX	XXX	XXX	XXX	XXX	XXX	1,814	496	300
10. 2024.....	XXX	XXX	XXX	XXX	XXX	XXX	XXX	XXX	1,893	581
11. 2025.....	XXX	XXX	XXX	XXX	XXX	XXX	XXX	XXX	XXX	2,021

SCHEDULE P - PART 4B - PRIVATE PASSENGER AUTO LIABILITY/MEDICAL

1. Prior.....	814	230	54	17	6	(7)	(5)	(2)		
2. 2016.....	1,312	426	274	116	44	9	(3)	(3)	(2)	
3. 2017.....	XXX	1,259	570	239	114	15	6	(5)	(3)	
4. 2018.....	XXX	XXX	1,544	735	334	96	19	10	(5)	(1)
5. 2019.....	XXX	XXX	XXX	1,954	788	233	66	28	1	(1)
6. 2020.....	XXX	XXX	XXX	XXX	1,602	681	252	55	10	8
7. 2021.....	XXX	XXX	XXX	XXX	XXX	2,151	828	305	70	21
8. 2022.....	XXX	XXX	XXX	XXX	XXX	XXX	1,787	816	333	94
9. 2023.....	XXX	XXX	XXX	XXX	XXX	XXX	XXX	1,943	829	347
10. 2024.....	XXX	XXX	XXX	XXX	XXX	XXX	XXX	XXX	2,037	922
11. 2025.....	XXX	XXX	XXX	XXX	XXX	XXX	XXX	XXX	XXX	2,365

SCHEDULE P - PART 4C - COMMERCIAL AUTO/TRUCK LIABILITY/MEDICAL

1. Prior.....	92	29	8	3						
2. 2016.....	155	51	32	15	5					
3. 2017.....	XXX	156	71	29	14	3	1			
4. 2018.....	XXX	XXX	206	95	44	13	3	3	(1)	
5. 2019.....	XXX	XXX	XXX	315	130	39	11	4	3	1
6. 2020.....	XXX	XXX	XXX	XXX	334	144	54	13	3	1
7. 2021.....	XXX	XXX	XXX	XXX	XXX	592	230	87	20	8
8. 2022.....	XXX	XXX	XXX	XXX	XXX	XXX	639	292	121	36
9. 2023.....	XXX	XXX	XXX	XXX	XXX	XXX	XXX	844	360	149
10. 2024.....	XXX	XXX	XXX	XXX	XXX	XXX	XXX	XXX	983	439
11. 2025.....	XXX	XXX	XXX	XXX	XXX	XXX	XXX	XXX	XXX	1,367

**SCHEDULE P - PART 4D - WORKERS' COMPENSATION
(EXCLUDING EXCESS WORKERS' COMPENSATION)**

1. Prior.....	135	47	22	13	2	2				
2. 2016.....	146	81	22	7	4	4	2			
3. 2017.....	XXX	171	94	27	10	7	5			
4. 2018.....	XXX	XXX	155	85	28	11	5	3		
5. 2019.....	XXX	XXX	XXX	164	99	22	11	5	2	1
6. 2020.....	XXX	XXX	XXX	XXX	178	67	40	11	5	4
7. 2021.....	XXX	XXX	XXX	XXX	XXX	268	131	55	31	14
8. 2022.....	XXX	XXX	XXX	XXX	XXX	XXX	266	59	39	23
9. 2023.....	XXX	XXX	XXX	XXX	XXX	XXX	XXX	157	100	76
10. 2024.....	XXX	XXX	XXX	XXX	XXX	XXX	XXX	XXX	292	231
11. 2025.....	XXX	XXX	XXX	XXX	XXX	XXX	XXX	XXX	XXX	246

SCHEDULE P - PART 4E - COMMERCIAL MULTIPLE PERIL

1. Prior.....	41	26	10	4						
2. 2016.....	201	28	16	10	5	1	(1)			
3. 2017.....	XXX	278	37	18	9	3	1	(1)		
4. 2018.....	XXX	XXX	226	42	31	21	8	1	2	
5. 2019.....	XXX	XXX	XXX	197	46	20	7	9	3	2
6. 2020.....	XXX	XXX	XXX	XXX	243	61	23	22	13	3
7. 2021.....	XXX	XXX	XXX	XXX	XXX	283	99	64	36	19
8. 2022.....	XXX	XXX	XXX	XXX	XXX	XXX	409	147	77	55
9. 2023.....	XXX	XXX	XXX	XXX	XXX	XXX	XXX	704	202	118
10. 2024.....	XXX	XXX	XXX	XXX	XXX	XXX	XXX	XXX	814	221
11. 2025.....	XXX	XXX	XXX	XXX	XXX	XXX	XXX	XXX	XXX	784

ANNUAL STATEMENT FOR THE YEAR 2025 OF THE CELINA MUTUAL INSURANCE COMPANY

SCHEDULE P - PART 4F - SECTION 1 - MEDICAL PROFESSIONAL LIABILITY - OCCURRENCE

Years in Which Losses Were Incurred	BULK AND IBNR RESERVES ON NET LOSSES AND DEFENSE AND COST CONTAINMENT EXPENSES REPORTED AT YEAR END (\$000 OMITTED)									
	1	2	3	4	5	6	7	8	9	10
	2016	2017	2018	2019	2020	2021	2022	2023	2024	2025
1. Prior.....										
2. 2016.....										
3. 2017.....	XXX									
4. 2018.....	XXX	XXX								
5. 2019.....	XXX	XXX	XXX							
6. 2020.....	XXX	XXX	XXX	XXX						
7. 2021.....	XXX	XXX	XXX	XXX	XXX					
8. 2022.....	XXX	XXX	XXX	XXX	XXX	XXX				
9. 2023.....	XXX	XXX	XXX	XXX	XXX	XXX	XXX			
10. 2024.....	XXX	XXX	XXX	XXX	XXX	XXX	XXX	XXX		
11. 2025.....	XXX	XXX	XXX	XXX	XXX	XXX	XXX	XXX	XXX	

SCHEDULE P - PART 4F - SECTION 2 - MEDICAL PROFESSIONAL LIABILITY - CLAIMS-MADE

1. Prior.....										
2. 2016.....										
3. 2017.....	XXX									
4. 2018.....	XXX	XXX								
5. 2019.....	XXX	XXX	XXX							
6. 2020.....	XXX	XXX	XXX	XXX						
7. 2021.....	XXX	XXX	XXX	XXX	XXX					
8. 2022.....	XXX	XXX	XXX	XXX	XXX	XXX				
9. 2023.....	XXX	XXX	XXX	XXX	XXX	XXX	XXX			
10. 2024.....	XXX	XXX	XXX	XXX	XXX	XXX	XXX	XXX		
11. 2025.....	XXX	XXX	XXX	XXX	XXX	XXX	XXX	XXX	XXX	

SCHEDULE P - PART 4G - SPECIAL LIABILITY (OCEAN MARINE, AIRCRAFT (ALL PERILS), BOILER AND MACHINERY)

1. Prior.....										
2. 2016.....										
3. 2017.....	XXX									
4. 2018.....	XXX	XXX								
5. 2019.....	XXX	XXX	XXX							
6. 2020.....	XXX	XXX	XXX	XXX						
7. 2021.....	XXX	XXX	XXX	XXX	XXX					
8. 2022.....	XXX	XXX	XXX	XXX	XXX	XXX				
9. 2023.....	XXX	XXX	XXX	XXX	XXX	XXX	XXX			
10. 2024.....	XXX	XXX	XXX	XXX	XXX	XXX	XXX	XXX		
11. 2025.....	XXX	XXX	XXX	XXX	XXX	XXX	XXX	XXX	XXX	

SCHEDULE P - PART 4H - SECTION 1 - OTHER LIABILITY - OCCURRENCE

1. Prior.....	306	148	76	23	4					
2. 2016.....	214	151	72	32	14					
3. 2017.....	XXX	227	122	72	27	11	4			
4. 2018.....	XXX	XXX	221	135	97	16	2	2		
5. 2019.....	XXX	XXX	XXX	162	115	43	34	22	5	
6. 2020.....	XXX	XXX	XXX	XXX	214	121	43	40	9	2
7. 2021.....	XXX	XXX	XXX	XXX	XXX	133	103	77	47	16
8. 2022.....	XXX	XXX	XXX	XXX	XXX	XXX	184	142	72	38
9. 2023.....	XXX	XXX	XXX	XXX	XXX	XXX	XXX	230	184	94
10. 2024.....	XXX	XXX	XXX	XXX	XXX	XXX	XXX	XXX	272	216
11. 2025.....	XXX	XXX	XXX	XXX	XXX	XXX	XXX	XXX	XXX	261

SCHEDULE P - PART 4H - SECTION 2 - OTHER LIABILITY - CLAIMS-MADE

1. Prior.....										
2. 2016.....										
3. 2017.....	XXX									
4. 2018.....	XXX	XXX								
5. 2019.....	XXX	XXX	XXX							
6. 2020.....	XXX	XXX	XXX	XXX						
7. 2021.....	XXX	XXX	XXX	XXX	XXX					
8. 2022.....	XXX	XXX	XXX	XXX	XXX	XXX				
9. 2023.....	XXX	XXX	XXX	XXX	XXX	XXX	XXX			
10. 2024.....	XXX	XXX	XXX	XXX	XXX	XXX	XXX	XXX		
11. 2025.....	XXX	XXX	XXX	XXX	XXX	XXX	XXX	XXX	XXX	

ANNUAL STATEMENT FOR THE YEAR 2025 OF THE CELINA MUTUAL INSURANCE COMPANY
SCHEDULE P - PART 4I - SPECIAL PROPERTY (FIRE, ALLIED LINES, INLAND MARINE, EARTHQUAKE, BURGLARY, AND THEFT)

Years in Which Losses Were Incurred	BULK AND IBNR RESERVES ON NET LOSSES AND DEFENSE AND COST CONTAINMENT EXPENSES REPORTED AT YEAR END (\$000 OMITTED)									
	1	2	3	4	5	6	7	8	9	10
	2016	2017	2018	2019	2020	2021	2022	2023	2024	2025
1. Prior.....	(2)									
2. 2016.....	15	(2)								
3. 2017.....	XXX	60								
4. 2018.....	XXX	XXX	15	(2)						
5. 2019.....	XXX	XXX	XXX	27						
6. 2020.....	XXX	XXX	XXX	XXX	26					
7. 2021.....	XXX	XXX	XXX	XXX	XXX	26	(2)			
8. 2022.....	XXX	XXX	XXX	XXX	XXX	XXX	29	(2)		
9. 2023.....	XXX	XXX	XXX	XXX	XXX	XXX	XXX	53		
10. 2024.....	XXX	XXX	XXX	XXX	XXX	XXX	XXX	XXX	29	(2)
11. 2025.....	XXX	XXX	XXX	XXX	XXX	XXX	XXX	XXX	XXX	29

SCHEDULE P - PART 4J - AUTO PHYSICAL DAMAGE

1. Prior.....	(58)	(45)	(31)	(16)	(11)	(5)	(2)			
2. 2016.....	(32)	(14)	(16)	(13)	(7)	(7)	(4)	(4)		
3. 2017.....	XXX	(2)	(4)	(14)	(11)	(11)	(7)	(7)	(4)	
4. 2018.....	XXX	XXX	(23)	(36)	(20)	(22)	(14)	(14)	(9)	(5)
5. 2019.....	XXX	XXX	XXX	59	(36)	(32)	(23)	(20)	(13)	(9)
6. 2020.....	XXX	XXX	XXX	XXX	(70)	(40)	(27)	(23)	(16)	(13)
7. 2021.....	XXX	XXX	XXX	XXX	XXX	(77)	(51)	(41)	(25)	(22)
8. 2022.....	XXX	XXX	XXX	XXX	XXX	XXX	(62)	(57)	(34)	(25)
9. 2023.....	XXX	XXX	XXX	XXX	XXX	XXX	XXX	92	(50)	(34)
10. 2024.....	XXX	XXX	XXX	XXX	XXX	XXX	XXX	XXX	131	(58)
11. 2025.....	XXX	XXX	XXX	XXX	XXX	XXX	XXX	XXX	XXX	(20)

SCHEDULE P - PART 4K - FIDELITY/SURETY

1. Prior.....										
2. 2016.....										
3. 2017.....	XXX									
4. 2018.....	XXX	XXX								
5. 2019.....	XXX	XXX	XXX							
6. 2020.....	XXX	XXX	XXX	XXX						
7. 2021.....	XXX	XXX	XXX	XXX	XXX					
8. 2022.....	XXX	XXX	XXX	XXX	XXX	XXX				
9. 2023.....	XXX	XXX	XXX	XXX	XXX	XXX	XXX			
10. 2024.....	XXX	XXX	XXX	XXX	XXX	XXX	XXX	XXX		
11. 2025.....	XXX	XXX	XXX	XXX	XXX	XXX	XXX	XXX	XXX	

SCHEDULE P - PART 4L - OTHER (INCLUDING CREDIT, ACCIDENT AND HEALTH)

1. Prior.....										
2. 2016.....										
3. 2017.....	XXX									
4. 2018.....	XXX	XXX								
5. 2019.....	XXX	XXX	XXX							
6. 2020.....	XXX	XXX	XXX	XXX						
7. 2021.....	XXX	XXX	XXX	XXX	XXX					
8. 2022.....	XXX	XXX	XXX	XXX	XXX	XXX				
9. 2023.....	XXX	XXX	XXX	XXX	XXX	XXX	XXX			
10. 2024.....	XXX	XXX	XXX	XXX	XXX	XXX	XXX	XXX		
11. 2025.....	XXX	XXX	XXX	XXX	XXX	XXX	XXX	XXX	XXX	

SCHEDULE P - PART 4M - INTERNATIONAL

1. Prior.....										
2. 2016.....										
3. 2017.....	XXX									
4. 2018.....	XXX	XXX								
5. 2019.....	XXX	XXX	XXX							
6. 2020.....	XXX	XXX	XXX	XXX						
7. 2021.....	XXX	XXX	XXX	XXX	XXX					
8. 2022.....	XXX	XXX	XXX	XXX	XXX	XXX				
9. 2023.....	XXX	XXX	XXX	XXX	XXX	XXX	XXX			
10. 2024.....	XXX	XXX	XXX	XXX	XXX	XXX	XXX	XXX		
11. 2025.....	XXX	XXX	XXX	XXX	XXX	XXX	XXX	XXX	XXX	

ANNUAL STATEMENT FOR THE YEAR 2025 OF THE CELINA MUTUAL INSURANCE COMPANY

**SCHEDULE P - PART 4N - REINSURANCE
NONPROPORTIONAL ASSUMED PROPERTY**

Years in Which Losses Were Incurred	BULK AND IBNR RESERVES ON NET LOSSES AND DEFENSE AND COST CONTAINMENT EXPENSES REPORTED AT YEAR END (\$000 OMITTED)									
	1	2	3	4	5	6	7	8	9	10
	2016	2017	2018	2019	2020	2021	2022	2023	2024	2025
1. Prior.....										
2. 2016.....										
3. 2017.....	XXX									
4. 2018.....	XXX	XXX								
5. 2019.....	XXX	XXX	XXX							
6. 2020.....	XXX	XXX	XXX	XXX						
7. 2021.....	XXX	XXX	XXX	XXX	XXX					
8. 2022.....	XXX	XXX	XXX	XXX	XXX	XXX				
9. 2023.....	XXX	XXX	XXX	XXX	XXX	XXX	XXX			
10. 2024.....	XXX	XXX	XXX	XXX	XXX	XXX	XXX	XXX		
11. 2025.....	XXX	XXX	XXX	XXX	XXX	XXX	XXX	XXX	XXX	

**SCHEDULE P - PART 4O - REINSURANCE
NONPROPORTIONAL ASSUMED LIABILITY**

1. Prior.....	374	374	374	374	374	56	56			
2. 2016.....										
3. 2017.....	XXX									
4. 2018.....	XXX	XXX								
5. 2019.....	XXX	XXX	XXX							
6. 2020.....	XXX	XXX	XXX	XXX						
7. 2021.....	XXX	XXX	XXX	XXX	XXX					
8. 2022.....	XXX	XXX	XXX	XXX	XXX	XXX				
9. 2023.....	XXX	XXX	XXX	XXX	XXX	XXX	XXX			
10. 2024.....	XXX	XXX	XXX	XXX	XXX	XXX	XXX	XXX		
11. 2025.....	XXX	XXX	XXX	XXX	XXX	XXX	XXX	XXX	XXX	

**SCHEDULE P - PART 4P - REINSURANCE
NONPROPORTIONAL ASSUMED FINANCIAL LINES**

1. Prior.....										
2. 2016.....										
3. 2017.....	XXX									
4. 2018.....	XXX	XXX								
5. 2019.....	XXX	XXX	XXX							
6. 2020.....	XXX	XXX	XXX	XXX						
7. 2021.....	XXX	XXX	XXX	XXX	XXX					
8. 2022.....	XXX	XXX	XXX	XXX	XXX	XXX				
9. 2023.....	XXX	XXX	XXX	XXX	XXX	XXX	XXX			
10. 2024.....	XXX	XXX	XXX	XXX	XXX	XXX	XXX	XXX		
11. 2025.....	XXX	XXX	XXX	XXX	XXX	XXX	XXX	XXX	XXX	

**ANNUAL STATEMENT FOR THE YEAR 2025 OF THE CELINA MUTUAL INSURANCE COMPANY
SCHEDULE P - PART 4R - SECTION 1 - PRODUCTS LIABILITY - OCCURRENCE**

Years in Which Losses Were Incurred	BULK AND IBNR RESERVES ON NET LOSSES AND DEFENSE AND COST CONTAINMENT EXPENSES REPORTED AT YEAR END (\$000 OMITTED)									
	1	2	3	4	5	6	7	8	9	10
	2016	2017	2018	2019	2020	2021	2022	2023	2024	2025
1. Prior.....	32	14	7	4						
2. 2016.....	18	14	7	4	2					
3. 2017.....	XXX	20	11	7	2					
4. 2018.....	XXX	XXX	18	13	7	2				
5. 2019.....	XXX	XXX	XXX	9	9	4	2	2		
6. 2020.....	XXX	XXX	XXX	XXX	14	9	4	2	2	
7. 2021.....	XXX	XXX	XXX	XXX	XXX	9	5	5	2	2
8. 2022.....	XXX	XXX	XXX	XXX	XXX	XXX	14	11	5	4
9. 2023.....	XXX	XXX	XXX	XXX	XXX	XXX	XXX	20	14	7
10. 2024.....	XXX	XXX	XXX	XXX	XXX	XXX	XXX	XXX	22	18
11. 2025.....	XXX	XXX	XXX	XXX	XXX	XXX	XXX	XXX	XXX	20

SCHEDULE P - PART 4R - SECTION 2 - PRODUCTS LIABILITY - CLAIMS-MADE

1. Prior.....										
2. 2016.....										
3. 2017.....	XXX									
4. 2018.....	XXX	XXX								
5. 2019.....	XXX	XXX	XXX							
6. 2020.....	XXX	XXX	XXX	XXX						
7. 2021.....	XXX	XXX	XXX	XXX	XXX					
8. 2022.....	XXX	XXX	XXX	XXX	XXX	XXX				
9. 2023.....	XXX	XXX	XXX	XXX	XXX	XXX	XXX			
10. 2024.....	XXX	XXX	XXX	XXX	XXX	XXX	XXX	XXX		
11. 2025.....	XXX	XXX	XXX	XXX	XXX	XXX	XXX	XXX	XXX	

SCHEDULE P - PART 4S - FINANCIAL GUARANTY/MORTGAGE GUARANTY

1. Prior.....										
2. 2016.....										
3. 2017.....	XXX									
4. 2018.....	XXX	XXX								
5. 2019.....	XXX	XXX	XXX							
6. 2020.....	XXX	XXX	XXX	XXX						
7. 2021.....	XXX	XXX	XXX	XXX	XXX					
8. 2022.....	XXX	XXX	XXX	XXX	XXX	XXX				
9. 2023.....	XXX	XXX	XXX	XXX	XXX	XXX	XXX			
10. 2024.....	XXX	XXX	XXX	XXX	XXX	XXX	XXX	XXX		
11. 2025.....	XXX	XXX	XXX	XXX	XXX	XXX	XXX	XXX	XXX	

SCHEDULE P - PART 4T - WARRANTY

1. Prior.....										
2. 2016.....										
3. 2017.....	XXX									
4. 2018.....	XXX	XXX								
5. 2019.....	XXX	XXX	XXX							
6. 2020.....	XXX	XXX	XXX	XXX						
7. 2021.....	XXX	XXX	XXX	XXX	XXX					
8. 2022.....	XXX	XXX	XXX	XXX	XXX	XXX				
9. 2023.....	XXX	XXX	XXX	XXX	XXX	XXX	XXX			
10. 2024.....	XXX	XXX	XXX	XXX	XXX	XXX	XXX	XXX		
11. 2025.....	XXX	XXX	XXX	XXX	XXX	XXX	XXX	XXX	XXX	

SCHEDULE P - PART 4U - PET INSURANCE PLANS

1. Prior.....										
2. 2016.....										
3. 2017.....	XXX									
4. 2018.....	XXX	XXX								
5. 2019.....	XXX	XXX	XXX							
6. 2020.....	XXX	XXX	XXX	XXX						
7. 2021.....	XXX	XXX	XXX	XXX	XXX					
8. 2022.....	XXX	XXX	XXX	XXX	XXX	XXX				
9. 2023.....	XXX	XXX	XXX	XXX	XXX	XXX	XXX			
10. 2024.....	XXX	XXX	XXX	XXX	XXX	XXX	XXX	XXX		
11. 2025.....	XXX	XXX	XXX	XXX	XXX	XXX	XXX	XXX	XXX	

ANNUAL STATEMENT FOR THE YEAR 2025 OF THE CELINA MUTUAL INSURANCE COMPANY
SCHEDULE P - PART 5A - HOMEOWNERS/FARMOWNERS
SECTION 1

Years in Which Premiums Were Earned and Losses Were Incurred	CUMULATIVE NUMBER OF CLAIMS CLOSED WITH LOSS PAYMENT DIRECT AND ASSUMED AT YEAR END									
	1	2	3	4	5	6	7	8	9	10
	2016	2017	2018	2019	2020	2021	2022	2023	2024	2025
1. Prior.....										
2. 2016.....										940
3. 2017.....	XXX									1,528
4. 2018.....	XXX	XXX								999
5. 2019.....	XXX	XXX	XXX							1,508
6. 2020.....	XXX	XXX	XXX	XXX						1,757
7. 2021.....	XXX	XXX	XXX	XXX	XXX					930
8. 2022.....	XXX	XXX	XXX	XXX	XXX	XXX				1,077
9. 2023.....	XXX	XXX	XXX	XXX	XXX	XXX	XXX			1,449
10. 2024.....	XXX	XXX	XXX	XXX	XXX	XXX	XXX	XXX		966
11. 2025	XXX	XXX	XXX	XXX	XXX	XXX	XXX	XXX	XXX	647

SECTION 2

Years in Which Premiums Were Earned and Losses Were Incurred	NUMBER OF CLAIMS OUTSTANDING DIRECT AND ASSUMED AT YEAR END									
	1	2	3	4	5	6	7	8	9	10
	2016	2017	2018	2019	2020	2021	2022	2023	2024	2025
1. Prior.....		6	3	2	1		1			
2. 2016.....		7	2	1	1	1	1			
3. 2017.....	XXX	80	7	2	1					
4. 2018.....	XXX	XXX	76	10	3	1	1			
5. 2019.....	XXX	XXX	XXX	81	7	3	2	1	1	1
6. 2020.....	XXX	XXX	XXX	XXX	100	13	1	1		
7. 2021.....	XXX	XXX	XXX	XXX	XXX	116	14	3	1	
8. 2022.....	XXX	XXX	XXX	XXX	XXX	XXX	104	14	4	1
9. 2023.....	XXX	XXX	XXX	XXX	XXX	XXX	XXX	67	9	3
10. 2024.....	XXX	XXX	XXX	XXX	XXX	XXX	XXX	XXX	74	14
11. 2025	XXX	XXX	XXX	XXX	XXX	XXX	XXX	XXX	XXX	67

SECTION 3

Years in Which Premiums Were Earned and Losses Were Incurred	CUMULATIVE NUMBER OF CLAIMS REPORTED DIRECT AND ASSUMED AT YEAR END									
	1	2	3	4	5	6	7	8	9	10
	2016	2017	2018	2019	2020	2021	2022	2023	2024	2025
1. Prior.....										
2. 2016.....										
3. 2017.....	XXX									
4. 2018.....	XXX	XXX								
5. 2019.....	XXX	XXX	XXX							
6. 2020.....	XXX	XXX	XXX	XXX						
7. 2021.....	XXX	XXX	XXX	XXX	XXX					
8. 2022.....	XXX	XXX	XXX	XXX	XXX	XXX				
9. 2023.....	XXX	XXX	XXX	XXX	XXX	XXX	XXX			
10. 2024.....	XXX	XXX	XXX	XXX	XXX	XXX	XXX	XXX		
11. 2025	XXX	XXX	XXX	XXX	XXX	XXX	XXX	XXX	XXX	

**ANNUAL STATEMENT FOR THE YEAR 2025 OF THE CELINA MUTUAL INSURANCE COMPANY
SCHEDULE P - PART 5B - PRIVATE PASSENGER AUTO LIABILITY/MEDICAL
SECTION 1**

Years in Which Premiums Were Earned and Losses Were Incurred	CUMULATIVE NUMBER OF CLAIMS CLOSED WITH LOSS PAYMENT DIRECT AND ASSUMED AT YEAR END									
	1	2	3	4	5	6	7	8	9	10
	2016	2017	2018	2019	2020	2021	2022	2023	2024	2025
1. Prior.....										
2. 2016.....										
3. 2017.....	XXX									
4. 2018.....	XXX	XXX								
5. 2019.....	XXX	XXX	XXX							
6. 2020.....	XXX	XXX	XXX	XXX						
7. 2021.....	XXX	XXX	XXX	XXX	XXX					
8. 2022.....	XXX	XXX	XXX	XXX	XXX	XXX				
9. 2023.....	XXX	XXX	XXX	XXX	XXX	XXX	XXX			
10. 2024.....	XXX	XXX	XXX	XXX	XXX	XXX	XXX	XXX		
11. 2025	XXX	XXX	XXX	XXX	XXX	XXX	XXX	XXX	XXX	XXX

SECTION 2

Years in Which Premiums Were Earned and Losses Were Incurred	NUMBER OF CLAIMS OUTSTANDING DIRECT AND ASSUMED AT YEAR END									
	1	2	3	4	5	6	7	8	9	10
	2016	2017	2018	2019	2020	2021	2022	2023	2024	2025
1. Prior.....										
2. 2016.....										
3. 2017.....	XXX									
4. 2018.....	XXX	XXX								
5. 2019.....	XXX	XXX	XXX							
6. 2020.....	XXX	XXX	XXX	XXX						
7. 2021.....	XXX	XXX	XXX	XXX	XXX					
8. 2022.....	XXX	XXX	XXX	XXX	XXX	XXX				
9. 2023.....	XXX	XXX	XXX	XXX	XXX	XXX	XXX			
10. 2024.....	XXX	XXX	XXX	XXX	XXX	XXX	XXX	XXX		
11. 2025	XXX	XXX	XXX	XXX	XXX	XXX	XXX	XXX	XXX	XXX

SECTION 3

Years in Which Premiums Were Earned and Losses Were Incurred	CUMULATIVE NUMBER OF CLAIMS REPORTED DIRECT AND ASSUMED AT YEAR END									
	1	2	3	4	5	6	7	8	9	10
	2016	2017	2018	2019	2020	2021	2022	2023	2024	2025
1. Prior.....										
2. 2016.....										
3. 2017.....	XXX									
4. 2018.....	XXX	XXX								
5. 2019.....	XXX	XXX	XXX							
6. 2020.....	XXX	XXX	XXX	XXX						
7. 2021.....	XXX	XXX	XXX	XXX	XXX					
8. 2022.....	XXX	XXX	XXX	XXX	XXX	XXX				
9. 2023.....	XXX	XXX	XXX	XXX	XXX	XXX	XXX			
10. 2024.....	XXX	XXX	XXX	XXX	XXX	XXX	XXX	XXX		
11. 2025	XXX	XXX	XXX	XXX	XXX	XXX	XXX	XXX	XXX	XXX

**ANNUAL STATEMENT FOR THE YEAR 2025 OF THE CELINA MUTUAL INSURANCE COMPANY
SCHEDULE P - PART 5C - COMMERCIAL AUTO/TRUCK LIABILITY/MEDICAL
SECTION 1**

Years in Which Premiums Were Earned and Losses Were Incurred	CUMULATIVE NUMBER OF CLAIMS CLOSED WITH LOSS PAYMENT DIRECT AND ASSUMED AT YEAR END									
	1	2	3	4	5	6	7	8	9	10
	2016	2017	2018	2019	2020	2021	2022	2023	2024	2025
1. Prior.....										
2. 2016.....										
3. 2017.....	XXX									
4. 2018.....	XXX	XXX								
5. 2019.....	XXX	XXX	XXX							
6. 2020.....	XXX	XXX	XXX	XXX						
7. 2021.....	XXX	XXX	XXX	XXX	XXX					
8. 2022.....	XXX	XXX	XXX	XXX	XXX	XXX				
9. 2023.....	XXX	XXX	XXX	XXX	XXX	XXX	XXX			
10. 2024.....	XXX	XXX	XXX	XXX	XXX	XXX	XXX	XXX		
11. 2025	XXX	XXX	XXX	XXX	XXX	XXX	XXX	XXX	XXX	XXX

SECTION 2

Years in Which Premiums Were Earned and Losses Were Incurred	NUMBER OF CLAIMS OUTSTANDING DIRECT AND ASSUMED AT YEAR END									
	1	2	3	4	5	6	7	8	9	10
	2016	2017	2018	2019	2020	2021	2022	2023	2024	2025
1. Prior.....										
2. 2016.....										
3. 2017.....	XXX									
4. 2018.....	XXX	XXX								
5. 2019.....	XXX	XXX	XXX							
6. 2020.....	XXX	XXX	XXX	XXX						
7. 2021.....	XXX	XXX	XXX	XXX	XXX					
8. 2022.....	XXX	XXX	XXX	XXX	XXX	XXX				
9. 2023.....	XXX	XXX	XXX	XXX	XXX	XXX	XXX			
10. 2024.....	XXX	XXX	XXX	XXX	XXX	XXX	XXX	XXX		
11. 2025	XXX	XXX	XXX	XXX	XXX	XXX	XXX	XXX	XXX	XXX

SECTION 3

Years in Which Premiums Were Earned and Losses Were Incurred	CUMULATIVE NUMBER OF CLAIMS REPORTED DIRECT AND ASSUMED AT YEAR END									
	1	2	3	4	5	6	7	8	9	10
	2016	2017	2018	2019	2020	2021	2022	2023	2024	2025
1. Prior.....										
2. 2016.....										
3. 2017.....	XXX									
4. 2018.....	XXX	XXX								
5. 2019.....	XXX	XXX	XXX							
6. 2020.....	XXX	XXX	XXX	XXX						
7. 2021.....	XXX	XXX	XXX	XXX	XXX					
8. 2022.....	XXX	XXX	XXX	XXX	XXX	XXX				
9. 2023.....	XXX	XXX	XXX	XXX	XXX	XXX	XXX			
10. 2024.....	XXX	XXX	XXX	XXX	XXX	XXX	XXX	XXX		
11. 2025	XXX	XXX	XXX	XXX	XXX	XXX	XXX	XXX	XXX	XXX

ANNUAL STATEMENT FOR THE YEAR 2025 OF THE CELINA MUTUAL INSURANCE COMPANY

**SCHEDULE P - PART 5D - WORKERS' COMPENSATION
(EXCLUDING EXCESS WORKERS' COMPENSATION)**

SECTION 1

Years in Which Premiums Were Earned and Losses Were Incurred	CUMULATIVE NUMBER OF CLAIMS CLOSED WITH LOSS PAYMENT DIRECT AND ASSUMED AT YEAR END									
	1	2	3	4	5	6	7	8	9	10
	2016	2017	2018	2019	2020	2021	2022	2023	2024	2025
1. Prior.....										
2. 2016.....										
3. 2017.....	XXX									
4. 2018.....	XXX	XXX								
5. 2019.....	XXX	XXX	XXX							
6. 2020.....	XXX	XXX	XXX	XXX						
7. 2021.....	XXX	XXX	XXX	XXX	XXX					
8. 2022.....	XXX	XXX	XXX	XXX	XXX	XXX				
9. 2023.....	XXX	XXX	XXX	XXX	XXX	XXX	XXX			
10. 2024.....	XXX	XXX	XXX	XXX	XXX	XXX	XXX	XXX		
11. 2025	XXX	XXX	XXX	XXX	XXX	XXX	XXX	XXX	XXX	XXX

SECTION 2

Years in Which Premiums Were Earned and Losses Were Incurred	NUMBER OF CLAIMS OUTSTANDING DIRECT AND ASSUMED AT YEAR END									
	1	2	3	4	5	6	7	8	9	10
	2016	2017	2018	2019	2020	2021	2022	2023	2024	2025
1. Prior.....										
2. 2016.....										
3. 2017.....	XXX									
4. 2018.....	XXX	XXX								
5. 2019.....	XXX	XXX	XXX							
6. 2020.....	XXX	XXX	XXX	XXX						
7. 2021.....	XXX	XXX	XXX	XXX	XXX					
8. 2022.....	XXX	XXX	XXX	XXX	XXX	XXX				
9. 2023.....	XXX	XXX	XXX	XXX	XXX	XXX	XXX			
10. 2024.....	XXX	XXX	XXX	XXX	XXX	XXX	XXX	XXX		
11. 2025	XXX	XXX	XXX	XXX	XXX	XXX	XXX	XXX	XXX	XXX

SECTION 3

Years in Which Premiums Were Earned and Losses Were Incurred	CUMULATIVE NUMBER OF CLAIMS REPORTED DIRECT AND ASSUMED AT YEAR END									
	1	2	3	4	5	6	7	8	9	10
	2016	2017	2018	2019	2020	2021	2022	2023	2024	2025
1. Prior.....										
2. 2016.....										
3. 2017.....	XXX									
4. 2018.....	XXX	XXX								
5. 2019.....	XXX	XXX	XXX							
6. 2020.....	XXX	XXX	XXX	XXX						
7. 2021.....	XXX	XXX	XXX	XXX	XXX					
8. 2022.....	XXX	XXX	XXX	XXX	XXX	XXX				
9. 2023.....	XXX	XXX	XXX	XXX	XXX	XXX	XXX			
10. 2024.....	XXX	XXX	XXX	XXX	XXX	XXX	XXX	XXX		
11. 2025	XXX	XXX	XXX	XXX	XXX	XXX	XXX	XXX	XXX	XXX

ANNUAL STATEMENT FOR THE YEAR 2025 OF THE CELINA MUTUAL INSURANCE COMPANY
SCHEDULE P - PART 5E - COMMERCIAL MULTIPLE PERIL
SECTION 1

Years in Which Premiums Were Earned and Losses Were Incurred	CUMULATIVE NUMBER OF CLAIMS CLOSED WITH LOSS PAYMENT DIRECT AND ASSUMED AT YEAR END									
	1	2	3	4	5	6	7	8	9	10
	2016	2017	2018	2019	2020	2021	2022	2023	2024	2025
1. Prior.....										
2. 2016.....										
3. 2017.....	XXX									
4. 2018.....	XXX	XXX								
5. 2019.....	XXX	XXX	XXX							
6. 2020.....	XXX	XXX	XXX	XXX						
7. 2021.....	XXX	XXX	XXX	XXX	XXX					
8. 2022.....	XXX	XXX	XXX	XXX	XXX	XXX				
9. 2023.....	XXX	XXX	XXX	XXX	XXX	XXX	XXX			
10. 2024.....	XXX	XXX	XXX	XXX	XXX	XXX	XXX	XXX		
11. 2025	XXX	XXX	XXX	XXX	XXX	XXX	XXX	XXX	XXX	XXX

SECTION 2

Years in Which Premiums Were Earned and Losses Were Incurred	NUMBER OF CLAIMS OUTSTANDING DIRECT AND ASSUMED AT YEAR END									
	1	2	3	4	5	6	7	8	9	10
	2016	2017	2018	2019	2020	2021	2022	2023	2024	2025
1. Prior.....										
2. 2016.....										
3. 2017.....	XXX									
4. 2018.....	XXX	XXX								
5. 2019.....	XXX	XXX	XXX							
6. 2020.....	XXX	XXX	XXX	XXX						
7. 2021.....	XXX	XXX	XXX	XXX	XXX					
8. 2022.....	XXX	XXX	XXX	XXX	XXX	XXX				
9. 2023.....	XXX	XXX	XXX	XXX	XXX	XXX	XXX			
10. 2024.....	XXX	XXX	XXX	XXX	XXX	XXX	XXX	XXX		
11. 2025	XXX	XXX	XXX	XXX	XXX	XXX	XXX	XXX	XXX	XXX

SECTION 3

Years in Which Premiums Were Earned and Losses Were Incurred	CUMULATIVE NUMBER OF CLAIMS REPORTED DIRECT AND ASSUMED AT YEAR END									
	1	2	3	4	5	6	7	8	9	10
	2016	2017	2018	2019	2020	2021	2022	2023	2024	2025
1. Prior.....										
2. 2016.....										
3. 2017.....	XXX									
4. 2018.....	XXX	XXX								
5. 2019.....	XXX	XXX	XXX							
6. 2020.....	XXX	XXX	XXX	XXX						
7. 2021.....	XXX	XXX	XXX	XXX	XXX					
8. 2022.....	XXX	XXX	XXX	XXX	XXX	XXX				
9. 2023.....	XXX	XXX	XXX	XXX	XXX	XXX	XXX			
10. 2024.....	XXX	XXX	XXX	XXX	XXX	XXX	XXX	XXX		
11. 2025	XXX	XXX	XXX	XXX	XXX	XXX	XXX	XXX	XXX	XXX

**ANNUAL STATEMENT FOR THE YEAR 2025 OF THE CELINA MUTUAL INSURANCE COMPANY
SCHEDULE P - PART 5F - MEDICAL PROFESSIONAL LIABILITY - OCCURRENCE**

SECTION 1A

Years in Which Premiums Were Earned and Losses Were Incurred	CUMULATIVE NUMBER OF CLAIMS CLOSED WITH LOSS PAYMENT DIRECT AND ASSUMED AT YEAR END									
	1	2	3	4	5	6	7	8	9	10
	2016	2017	2018	2019	2020	2021	2022	2023	2024	2025
1. Prior.....										
2. 2016.....										
3. 2017.....	XXX									
4. 2018.....	XXX	XXX								
5. 2019.....	XXX	XXX	XXX							
6. 2020.....	XXX	XXX	XXX	XXX						
7. 2021.....	XXX	XXX	XXX	XXX	XXX					
8. 2022.....	XXX	XXX	XXX	XXX	XXX	XXX				
9. 2023.....	XXX	XXX	XXX	XXX	XXX	XXX	XXX			
10. 2024.....	XXX	XXX	XXX	XXX	XXX	XXX	XXX	XXX		
11. 2025	XXX	XXX	XXX	XXX	XXX	XXX	XXX	XXX	XXX	XXX

SECTION 2A

Years in Which Premiums Were Earned and Losses Were Incurred	NUMBER OF CLAIMS OUTSTANDING DIRECT AND ASSUMED AT YEAR END									
	1	2	3	4	5	6	7	8	9	10
	2016	2017	2018	2019	2020	2021	2022	2023	2024	2025
1. Prior.....										
2. 2016.....										
3. 2017.....	XXX									
4. 2018.....	XXX	XXX								
5. 2019.....	XXX	XXX	XXX							
6. 2020.....	XXX	XXX	XXX	XXX						
7. 2021.....	XXX	XXX	XXX	XXX	XXX					
8. 2022.....	XXX	XXX	XXX	XXX	XXX	XXX				
9. 2023.....	XXX	XXX	XXX	XXX	XXX	XXX	XXX			
10. 2024.....	XXX	XXX	XXX	XXX	XXX	XXX	XXX	XXX		
11. 2025	XXX	XXX	XXX	XXX	XXX	XXX	XXX	XXX	XXX	XXX

SECTION 3A

Years in Which Premiums Were Earned and Losses Were Incurred	CUMULATIVE NUMBER OF CLAIMS REPORTED DIRECT AND ASSUMED AT YEAR END									
	1	2	3	4	5	6	7	8	9	10
	2016	2017	2018	2019	2020	2021	2022	2023	2024	2025
1. Prior.....										
2. 2016.....										
3. 2017.....	XXX									
4. 2018.....	XXX	XXX								
5. 2019.....	XXX	XXX	XXX							
6. 2020.....	XXX	XXX	XXX	XXX						
7. 2021.....	XXX	XXX	XXX	XXX	XXX					
8. 2022.....	XXX	XXX	XXX	XXX	XXX	XXX				
9. 2023.....	XXX	XXX	XXX	XXX	XXX	XXX	XXX			
10. 2024.....	XXX	XXX	XXX	XXX	XXX	XXX	XXX	XXX		
11. 2025	XXX	XXX	XXX	XXX	XXX	XXX	XXX	XXX	XXX	XXX

**ANNUAL STATEMENT FOR THE YEAR 2025 OF THE CELINA MUTUAL INSURANCE COMPANY
SCHEDULE P - PART 5F - MEDICAL PROFESSIONAL LIABILITY - CLAIMS-MADE
SECTION 1B**

Years in Which Premiums Were Earned and Losses Were Incurred	CUMULATIVE NUMBER OF CLAIMS CLOSED WITH LOSS PAYMENT DIRECT AND ASSUMED AT YEAR END									
	1	2	3	4	5	6	7	8	9	10
	2016	2017	2018	2019	2020	2021	2022	2023	2024	2025
1. Prior.....										
2. 2016.....										
3. 2017.....	XXX									
4. 2018.....	XXX	XXX								
5. 2019.....	XXX	XXX	XXX							
6. 2020.....	XXX	XXX	XXX	XXX						
7. 2021.....	XXX	XXX	XXX	XXX	XXX					
8. 2022.....	XXX	XXX	XXX	XXX	XXX	XXX				
9. 2023.....	XXX	XXX	XXX	XXX	XXX	XXX	XXX			
10. 2024.....	XXX	XXX	XXX	XXX	XXX	XXX	XXX	XXX		
11. 2025	XXX	XXX	XXX	XXX	XXX	XXX	XXX	XXX	XXX	XXX

SECTION 2B

Years in Which Premiums Were Earned and Losses Were Incurred	NUMBER OF CLAIMS OUTSTANDING DIRECT AND ASSUMED AT YEAR END									
	1	2	3	4	5	6	7	8	9	10
	2016	2017	2018	2019	2020	2021	2022	2023	2024	2025
1. Prior.....										
2. 2016.....										
3. 2017.....	XXX									
4. 2018.....	XXX	XXX								
5. 2019.....	XXX	XXX	XXX							
6. 2020.....	XXX	XXX	XXX	XXX						
7. 2021.....	XXX	XXX	XXX	XXX	XXX					
8. 2022.....	XXX	XXX	XXX	XXX	XXX	XXX				
9. 2023.....	XXX	XXX	XXX	XXX	XXX	XXX	XXX			
10. 2024.....	XXX	XXX	XXX	XXX	XXX	XXX	XXX	XXX		
11. 2025	XXX	XXX	XXX	XXX	XXX	XXX	XXX	XXX	XXX	XXX

SECTION 3B

Years in Which Premiums Were Earned and Losses Were Incurred	CUMULATIVE NUMBER OF CLAIMS REPORTED DIRECT AND ASSUMED AT YEAR END									
	1	2	3	4	5	6	7	8	9	10
	2016	2017	2018	2019	2020	2021	2022	2023	2024	2025
1. Prior.....										
2. 2016.....										
3. 2017.....	XXX									
4. 2018.....	XXX	XXX								
5. 2019.....	XXX	XXX	XXX							
6. 2020.....	XXX	XXX	XXX	XXX						
7. 2021.....	XXX	XXX	XXX	XXX	XXX					
8. 2022.....	XXX	XXX	XXX	XXX	XXX	XXX				
9. 2023.....	XXX	XXX	XXX	XXX	XXX	XXX	XXX			
10. 2024.....	XXX	XXX	XXX	XXX	XXX	XXX	XXX	XXX		
11. 2025	XXX	XXX	XXX	XXX	XXX	XXX	XXX	XXX	XXX	XXX

**ANNUAL STATEMENT FOR THE YEAR 2025 OF THE CELINA MUTUAL INSURANCE COMPANY
SCHEDULE P - PART 5H - OTHER LIABILITY - OCCURRENCE**

SECTION 1A

Years in Which Premiums Were Earned and Losses Were Incurred	CUMULATIVE NUMBER OF CLAIMS CLOSED WITH LOSS PAYMENT DIRECT AND ASSUMED AT YEAR END									
	1	2	3	4	5	6	7	8	9	10
	2016	2017	2018	2019	2020	2021	2022	2023	2024	2025
1. Prior.....										
2. 2016.....										
3. 2017.....	XXX									
4. 2018.....	XXX	XXX								
5. 2019.....	XXX	XXX	XXX							
6. 2020.....	XXX	XXX	XXX	XXX						
7. 2021.....	XXX	XXX	XXX	XXX	XXX					
8. 2022.....	XXX	XXX	XXX	XXX	XXX	XXX				
9. 2023.....	XXX	XXX	XXX	XXX	XXX	XXX	XXX			
10. 2024.....	XXX	XXX	XXX	XXX	XXX	XXX	XXX	XXX		
11. 2025	XXX	XXX	XXX	XXX	XXX	XXX	XXX	XXX	XXX	XXX

SECTION 2A

Years in Which Premiums Were Earned and Losses Were Incurred	NUMBER OF CLAIMS OUTSTANDING DIRECT AND ASSUMED AT YEAR END									
	1	2	3	4	5	6	7	8	9	10
	2016	2017	2018	2019	2020	2021	2022	2023	2024	2025
1. Prior.....										
2. 2016.....										
3. 2017.....	XXX									
4. 2018.....	XXX	XXX								
5. 2019.....	XXX	XXX	XXX							
6. 2020.....	XXX	XXX	XXX	XXX						
7. 2021.....	XXX	XXX	XXX	XXX	XXX					
8. 2022.....	XXX	XXX	XXX	XXX	XXX	XXX				
9. 2023.....	XXX	XXX	XXX	XXX	XXX	XXX	XXX			
10. 2024.....	XXX	XXX	XXX	XXX	XXX	XXX	XXX	XXX		
11. 2025	XXX	XXX	XXX	XXX	XXX	XXX	XXX	XXX	XXX	XXX

SECTION 3A

Years in Which Premiums Were Earned and Losses Were Incurred	CUMULATIVE NUMBER OF CLAIMS REPORTED DIRECT AND ASSUMED AT YEAR END									
	1	2	3	4	5	6	7	8	9	10
	2016	2017	2018	2019	2020	2021	2022	2023	2024	2025
1. Prior.....										
2. 2016.....										
3. 2017.....	XXX									
4. 2018.....	XXX	XXX								
5. 2019.....	XXX	XXX	XXX							
6. 2020.....	XXX	XXX	XXX	XXX						
7. 2021.....	XXX	XXX	XXX	XXX	XXX					
8. 2022.....	XXX	XXX	XXX	XXX	XXX	XXX				
9. 2023.....	XXX	XXX	XXX	XXX	XXX	XXX	XXX			
10. 2024.....	XXX	XXX	XXX	XXX	XXX	XXX	XXX	XXX		
11. 2025	XXX	XXX	XXX	XXX	XXX	XXX	XXX	XXX	XXX	XXX

**ANNUAL STATEMENT FOR THE YEAR 2025 OF THE CELINA MUTUAL INSURANCE COMPANY
SCHEDULE P - PART 5H - OTHER LIABILITY - CLAIMS-MADE**

SECTION 1B

Years in Which Premiums Were Earned and Losses Were Incurred	CUMULATIVE NUMBER OF CLAIMS CLOSED WITH LOSS PAYMENT DIRECT AND ASSUMED AT YEAR END									
	1	2	3	4	5	6	7	8	9	10
	2016	2017	2018	2019	2020	2021	2022	2023	2024	2025
1. Prior.....										
2. 2016.....										
3. 2017.....	XXX									
4. 2018.....	XXX	XXX								
5. 2019.....	XXX	XXX	XXX							
6. 2020.....	XXX	XXX	XXX	XXX						
7. 2021.....	XXX	XXX	XXX	XXX	XXX					
8. 2022.....	XXX	XXX	XXX	XXX	XXX	XXX				
9. 2023.....	XXX	XXX	XXX	XXX	XXX	XXX	XXX			
10. 2024.....	XXX	XXX	XXX	XXX	XXX	XXX	XXX	XXX		
11. 2025	XXX	XXX	XXX	XXX	XXX	XXX	XXX	XXX	XXX	XXX

SECTION 2B

Years in Which Premiums Were Earned and Losses Were Incurred	NUMBER OF CLAIMS OUTSTANDING DIRECT AND ASSUMED AT YEAR END									
	1	2	3	4	5	6	7	8	9	10
	2016	2017	2018	2019	2020	2021	2022	2023	2024	2025
1. Prior.....										
2. 2016.....										
3. 2017.....	XXX									
4. 2018.....	XXX	XXX								
5. 2019.....	XXX	XXX	XXX							
6. 2020.....	XXX	XXX	XXX	XXX						
7. 2021.....	XXX	XXX	XXX	XXX	XXX					
8. 2022.....	XXX	XXX	XXX	XXX	XXX	XXX				
9. 2023.....	XXX	XXX	XXX	XXX	XXX	XXX	XXX			
10. 2024.....	XXX	XXX	XXX	XXX	XXX	XXX	XXX	XXX		
11. 2025	XXX	XXX	XXX	XXX	XXX	XXX	XXX	XXX	XXX	XXX

SECTION 3B

Years in Which Premiums Were Earned and Losses Were Incurred	CUMULATIVE NUMBER OF CLAIMS REPORTED DIRECT AND ASSUMED AT YEAR END									
	1	2	3	4	5	6	7	8	9	10
	2016	2017	2018	2019	2020	2021	2022	2023	2024	2025
1. Prior.....										
2. 2016.....										
3. 2017.....	XXX									
4. 2018.....	XXX	XXX								
5. 2019.....	XXX	XXX	XXX							
6. 2020.....	XXX	XXX	XXX	XXX						
7. 2021.....	XXX	XXX	XXX	XXX	XXX					
8. 2022.....	XXX	XXX	XXX	XXX	XXX	XXX				
9. 2023.....	XXX	XXX	XXX	XXX	XXX	XXX	XXX			
10. 2024.....	XXX	XXX	XXX	XXX	XXX	XXX	XXX	XXX		
11. 2025	XXX	XXX	XXX	XXX	XXX	XXX	XXX	XXX	XXX	XXX

ANNUAL STATEMENT FOR THE YEAR 2025 OF THE CELINA MUTUAL INSURANCE COMPANY
SCHEDULE P - PART 5R - PRODUCTS LIABILITY - OCCURRENCE
SECTION 1A

Years in Which Premiums Were Earned and Losses Were Incurred	CUMULATIVE NUMBER OF CLAIMS CLOSED WITH LOSS PAYMENT DIRECT AND ASSUMED AT YEAR END									
	1	2	3	4	5	6	7	8	9	10
	2016	2017	2018	2019	2020	2021	2022	2023	2024	2025
1. Prior.....										
2. 2016.....										
3. 2017.....	XXX									
4. 2018.....	XXX	XXX								
5. 2019.....	XXX	XXX	XXX							
6. 2020.....	XXX	XXX	XXX	XXX						
7. 2021.....	XXX	XXX	XXX	XXX	XXX					
8. 2022.....	XXX	XXX	XXX	XXX	XXX	XXX				
9. 2023.....	XXX	XXX	XXX	XXX	XXX	XXX	XXX			
10. 2024.....	XXX	XXX	XXX	XXX	XXX	XXX	XXX	XXX		
11. 2025	XXX	XXX	XXX	XXX	XXX	XXX	XXX	XXX	XXX	XXX

SECTION 2A

Years in Which Premiums Were Earned and Losses Were Incurred	NUMBER OF CLAIMS OUTSTANDING DIRECT AND ASSUMED AT YEAR END									
	1	2	3	4	5	6	7	8	9	10
	2016	2017	2018	2019	2020	2021	2022	2023	2024	2025
1. Prior.....										
2. 2016.....										
3. 2017.....	XXX									
4. 2018.....	XXX	XXX								
5. 2019.....	XXX	XXX	XXX							
6. 2020.....	XXX	XXX	XXX	XXX						
7. 2021.....	XXX	XXX	XXX	XXX	XXX					
8. 2022.....	XXX	XXX	XXX	XXX	XXX	XXX				
9. 2023.....	XXX	XXX	XXX	XXX	XXX	XXX	XXX			
10. 2024.....	XXX	XXX	XXX	XXX	XXX	XXX	XXX	XXX		
11. 2025	XXX	XXX	XXX	XXX	XXX	XXX	XXX	XXX	XXX	XXX

SECTION 3A

Years in Which Premiums Were Earned and Losses Were Incurred	CUMULATIVE NUMBER OF CLAIMS REPORTED DIRECT AND ASSUMED AT YEAR END									
	1	2	3	4	5	6	7	8	9	10
	2016	2017	2018	2019	2020	2021	2022	2023	2024	2025
1. Prior.....										
2. 2016.....										
3. 2017.....	XXX									
4. 2018.....	XXX	XXX								
5. 2019.....	XXX	XXX	XXX							
6. 2020.....	XXX	XXX	XXX	XXX						
7. 2021.....	XXX	XXX	XXX	XXX	XXX					
8. 2022.....	XXX	XXX	XXX	XXX	XXX	XXX				
9. 2023.....	XXX	XXX	XXX	XXX	XXX	XXX	XXX			
10. 2024.....	XXX	XXX	XXX	XXX	XXX	XXX	XXX	XXX		
11. 2025	XXX	XXX	XXX	XXX	XXX	XXX	XXX	XXX	XXX	XXX

ANNUAL STATEMENT FOR THE YEAR 2025 OF THE CELINA MUTUAL INSURANCE COMPANY
SCHEDULE P - PART 5R - PRODUCTS LIABILITY - CLAIMS-MADE
SECTION 1B

Years in Which Premiums Were Earned and Losses Were Incurred	CUMULATIVE NUMBER OF CLAIMS CLOSED WITH LOSS PAYMENT DIRECT AND ASSUMED AT YEAR END									
	1	2	3	4	5	6	7	8	9	10
	2016	2017	2018	2019	2020	2021	2022	2023	2024	2025
1. Prior.....										
2. 2016.....										
3. 2017.....	XXX									
4. 2018.....	XXX	XXX								
5. 2019.....	XXX	XXX	XXX							
6. 2020.....	XXX	XXX	XXX	XXX						
7. 2021.....	XXX	XXX	XXX	XXX	XXX					
8. 2022.....	XXX	XXX	XXX	XXX	XXX	XXX				
9. 2023.....	XXX	XXX	XXX	XXX	XXX	XXX	XXX			
10. 2024.....	XXX	XXX	XXX	XXX	XXX	XXX	XXX	XXX		
11. 2025	XXX	XXX	XXX	XXX	XXX	XXX	XXX	XXX	XXX	XXX

SECTION 2B

Years in Which Premiums Were Earned and Losses Were Incurred	NUMBER OF CLAIMS OUTSTANDING DIRECT AND ASSUMED AT YEAR END									
	1	2	3	4	5	6	7	8	9	10
	2016	2017	2018	2019	2020	2021	2022	2023	2024	2025
1. Prior.....										
2. 2016.....										
3. 2017.....	XXX									
4. 2018.....	XXX	XXX								
5. 2019.....	XXX	XXX	XXX							
6. 2020.....	XXX	XXX	XXX	XXX						
7. 2021.....	XXX	XXX	XXX	XXX	XXX					
8. 2022.....	XXX	XXX	XXX	XXX	XXX	XXX				
9. 2023.....	XXX	XXX	XXX	XXX	XXX	XXX	XXX			
10. 2024.....	XXX	XXX	XXX	XXX	XXX	XXX	XXX	XXX		
11. 2025	XXX	XXX	XXX	XXX	XXX	XXX	XXX	XXX	XXX	XXX

SECTION 3B

Years in Which Premiums Were Earned and Losses Were Incurred	CUMULATIVE NUMBER OF CLAIMS REPORTED DIRECT AND ASSUMED AT YEAR END									
	1	2	3	4	5	6	7	8	9	10
	2016	2017	2018	2019	2020	2021	2022	2023	2024	2025
1. Prior.....										
2. 2016.....										
3. 2017.....	XXX									
4. 2018.....	XXX	XXX								
5. 2019.....	XXX	XXX	XXX							
6. 2020.....	XXX	XXX	XXX	XXX						
7. 2021.....	XXX	XXX	XXX	XXX	XXX					
8. 2022.....	XXX	XXX	XXX	XXX	XXX	XXX				
9. 2023.....	XXX	XXX	XXX	XXX	XXX	XXX	XXX			
10. 2024.....	XXX	XXX	XXX	XXX	XXX	XXX	XXX	XXX		
11. 2025	XXX	XXX	XXX	XXX	XXX	XXX	XXX	XXX	XXX	XXX

ANNUAL STATEMENT FOR THE YEAR 2025 OF THE CELINA MUTUAL INSURANCE COMPANY
SCHEDULE P - PART 5T - WARRANTY
SECTION 1

Years in Which Premiums Were Earned and Losses Were Incurred	CUMULATIVE NUMBER OF CLAIMS CLOSED WITH LOSS PAYMENT DIRECT AND ASSUMED AT YEAR END									
	1	2	3	4	5	6	7	8	9	10
	2016	2017	2018	2019	2020	2021	2022	2023	2024	2025
1. Prior.....										
2. 2016.....										
3. 2017.....	XXX									
4. 2018.....	XXX	XXX								
5. 2019.....	XXX	XXX	XXX							
6. 2020.....	XXX	XXX	XXX	XXX						
7. 2021.....	XXX	XXX	XXX	XXX	XXX					
8. 2022.....	XXX	XXX	XXX	XXX	XXX	XXX				
9. 2023.....	XXX	XXX	XXX	XXX	XXX	XXX	XXX			
10. 2024.....	XXX	XXX	XXX	XXX	XXX	XXX	XXX	XXX		
11. 2025	XXX	XXX	XXX	XXX	XXX	XXX	XXX	XXX	XXX	XXX

SECTION 2

Years in Which Premiums Were Earned and Losses Were Incurred	NUMBER OF CLAIMS OUTSTANDING DIRECT AND ASSUMED AT YEAR END									
	1	2	3	4	5	6	7	8	9	10
	2016	2017	2018	2019	2020	2021	2022	2023	2024	2025
1. Prior.....										
2. 2016.....										
3. 2017.....	XXX									
4. 2018.....	XXX	XXX								
5. 2019.....	XXX	XXX	XXX							
6. 2020.....	XXX	XXX	XXX	XXX						
7. 2021.....	XXX	XXX	XXX	XXX	XXX					
8. 2022.....	XXX	XXX	XXX	XXX	XXX	XXX				
9. 2023.....	XXX	XXX	XXX	XXX	XXX	XXX	XXX			
10. 2024.....	XXX	XXX	XXX	XXX	XXX	XXX	XXX	XXX		
11. 2025	XXX	XXX	XXX	XXX	XXX	XXX	XXX	XXX	XXX	XXX

SECTION 3

Years in Which Premiums Were Earned and Losses Were Incurred	CUMULATIVE NUMBER OF CLAIMS REPORTED DIRECT AND ASSUMED AT YEAR END									
	1	2	3	4	5	6	7	8	9	10
	2016	2017	2018	2019	2020	2021	2022	2023	2024	2025
1. Prior.....										
2. 2016.....										
3. 2017.....	XXX									
4. 2018.....	XXX	XXX								
5. 2019.....	XXX	XXX	XXX							
6. 2020.....	XXX	XXX	XXX	XXX						
7. 2021.....	XXX	XXX	XXX	XXX	XXX					
8. 2022.....	XXX	XXX	XXX	XXX	XXX	XXX				
9. 2023.....	XXX	XXX	XXX	XXX	XXX	XXX	XXX			
10. 2024.....	XXX	XXX	XXX	XXX	XXX	XXX	XXX	XXX		
11. 2025	XXX	XXX	XXX	XXX	XXX	XXX	XXX	XXX	XXX	XXX

ANNUAL STATEMENT FOR THE YEAR 2025 OF THE CELINA MUTUAL INSURANCE COMPANY
SCHEDULE P - PART 6C - COMMERCIAL AUTO/TRUCK LIABILITY/MEDICAL
SECTION 1

Years in Which Premiums Were Earned and Losses Were Incurred	CUMULATIVE PREMIUMS EARNED DIRECT AND ASSUMED AT YEAR END (\$000 OMITTED)										11 Current Year Premiums Earned
	1	2	3	4	5	6	7	8	9	10	
	2016	2017	2018	2019	2020	2021	2022	2023	2024	2025	
1. Prior.....											
2. 2016.....	1,019	1,019	1,019	1,019	1,019	1,019	1,019	1,019	1,019	1,019	
3. 2017.....	XXX	1,139	1,139	1,139	1,139	1,139	1,139	1,139	1,139	1,139	
4. 2018.....	XXX	XXX	1,353	1,353	1,353	1,353	1,353	1,353	1,353	1,353	
5. 2019.....	XXX	XXX	XXX	1,721	1,721	1,721	1,721	1,721	1,721	1,721	
6. 2020.....	XXX	XXX	XXX	XXX	2,170	2,170	2,170	2,170	2,170	2,170	
7. 2021.....	XXX	XXX	XXX	XXX	XXX	2,680	2,680	2,680	2,680	2,680	
8. 2022.....	XXX	XXX	XXX	XXX	XXX	XXX	3,225	3,225	3,225	3,225	
9. 2023.....	XXX	XXX	XXX	XXX	XXX	XXX	XXX	3,835	3,835	3,835	
10. 2024.....	XXX	XXX	XXX	XXX	XXX	XXX	XXX	XXX	4,471	4,471	
11. 2025.....	XXX	XXX	XXX	XXX	XXX	XXX	XXX	XXX	XXX	5,243	5,243
12. Totals.....	XXX	XXX	XXX	XXX	XXX	XXX	XXX	XXX	XXX	XXX	5,243
13. Earned Premiums (Sch P-Pt. 1)	1,019	1,139	1,353	1,721	2,170	2,680	3,225	3,835	4,471	5,243	XXX

SECTION 2

Years in Which Premiums Were Earned and Losses Were Incurred	CUMULATIVE PREMIUMS EARNED CEDED AT YEAR END (\$000 OMITTED)										11 Current Year Premiums Earned
	1	2	3	4	5	6	7	8	9	10	
	2016	2017	2018	2019	2020	2021	2022	2023	2024	2025	
1. Prior.....											
2. 2016.....	38	38	38	38	38	38	38	38	38	38	
3. 2017.....	XXX	56	56	56	56	56	56	56	56	56	
4. 2018.....	XXX	XXX	66	66	66	66	66	66	66	66	
5. 2019.....	XXX	XXX	XXX	84	84	84	84	84	84	84	
6. 2020.....	XXX	XXX	XXX	XXX	116	116	116	116	116	116	
7. 2021.....	XXX	XXX	XXX	XXX	XXX	144	144	144	144	144	
8. 2022.....	XXX	XXX	XXX	XXX	XXX	XXX	197	197	197	197	
9. 2023.....	XXX	XXX	XXX	XXX	XXX	XXX	XXX	176	176	176	
10. 2024.....	XXX	XXX	XXX	XXX	XXX	XXX	XXX	XXX	188	188	
11. 2025.....	XXX	XXX	XXX	XXX	XXX	XXX	XXX	XXX	XXX	216	216
12. Totals.....	XXX	XXX	XXX	XXX	XXX	XXX	XXX	XXX	XXX	XXX	216
13. Earned Premiums (Sch P-Pt. 1)	38	56	66	84	116	144	197	176	188	216	XXX

SCHEDULE P - PART 6D - WORKERS' COMPENSATION
(EXCLUDING EXCESS WORKERS' COMPENSATION)
SECTION 1

Years in Which Premiums Were Earned and Losses Were Incurred	CUMULATIVE PREMIUMS EARNED DIRECT AND ASSUMED AT YEAR END (\$000 OMITTED)										11 Current Year Premiums Earned
	1	2	3	4	5	6	7	8	9	10	
	2016	2017	2018	2019	2020	2021	2022	2023	2024	2025	
1. Prior.....											
2. 2016.....	580	580	580	580	580	580	580	580	580	580	
3. 2017.....	XXX	645	645	645	645	645	645	645	645	645	
4. 2018.....	XXX	XXX	729	729	729	729	729	729	729	729	
5. 2019.....	XXX	XXX	XXX	833	833	833	833	833	833	833	
6. 2020.....	XXX	XXX	XXX	XXX	967	967	967	967	967	967	
7. 2021.....	XXX	XXX	XXX	XXX	XXX	1,183	1,183	1,183	1,183	1,183	
8. 2022.....	XXX	XXX	XXX	XXX	XXX	XXX	1,360	1,360	1,360	1,360	
9. 2023.....	XXX	XXX	XXX	XXX	XXX	XXX	XXX	1,299	1,299	1,299	
10. 2024.....	XXX	XXX	XXX	XXX	XXX	XXX	XXX	XXX	1,194	1,194	
11. 2025.....	XXX	XXX	XXX	XXX	XXX	XXX	XXX	XXX	XXX	1,160	1,160
12. Totals.....	XXX	XXX	XXX	XXX	XXX	XXX	XXX	XXX	XXX	XXX	1,160
13. Earned Premiums (Sch P-Pt. 1)	580	645	729	833	967	1,183	1,360	1,299	1,194	1,160	XXX

SECTION 2

Years in Which Premiums Were Earned and Losses Were Incurred	CUMULATIVE PREMIUMS EARNED CEDED AT YEAR END (\$000 OMITTED)										11 Current Year Premiums Earned
	1	2	3	4	5	6	7	8	9	10	
	2016	2017	2018	2019	2020	2021	2022	2023	2024	2025	
1. Prior.....											
2. 2016.....	74	74	74	74	74	74	74	74	74	74	
3. 2017.....	XXX	77	77	77	77	77	77	77	77	77	
4. 2018.....	XXX	XXX	193	193	193	193	193	193	193	193	
5. 2019.....	XXX	XXX	XXX	186	186	186	186	186	186	186	
6. 2020.....	XXX	XXX	XXX	XXX	200	200	200	200	200	200	
7. 2021.....	XXX	XXX	XXX	XXX	XXX	247	247	247	247	247	
8. 2022.....	XXX	XXX	XXX	XXX	XXX	XXX	239	239	239	239	
9. 2023.....	XXX	XXX	XXX	XXX	XXX	XXX	XXX	215	215	215	
10. 2024.....	XXX	XXX	XXX	XXX	XXX	XXX	XXX	XXX	234	234	
11. 2025.....	XXX	XXX	XXX	XXX	XXX	XXX	XXX	XXX	XXX	236	236
12. Totals.....	XXX	XXX	XXX	XXX	XXX	XXX	XXX	XXX	XXX	XXX	236
13. Earned Premiums (Sch P-Pt. 1)	74	77	193	186	200	247	239	215	234	236	XXX

ANNUAL STATEMENT FOR THE YEAR 2025 OF THE CELINA MUTUAL INSURANCE COMPANY
SCHEDULE P - PART 6E - COMMERCIAL MULTIPLE PERIL
SECTION 1

Years in Which Premiums Were Earned and Losses Were Incurred	CUMULATIVE PREMIUMS EARNED DIRECT AND ASSUMED AT YEAR END (\$000 OMITTED)										11 Current Year Premiums Earned
	1	2	3	4	5	6	7	8	9	10	
	2016	2017	2018	2019	2020	2021	2022	2023	2024	2025	
1. Prior.....											
2. 2016.....	3,322	3,322	3,322	3,322	3,322	3,322	3,322	3,322	3,322	3,322	
3. 2017.....	XXX	3,808	3,808	3,808	3,808	3,808	3,808	3,808	3,808	3,808	
4. 2018.....	XXX	XXX	4,419	4,419	4,419	4,419	4,419	4,419	4,419	4,419	
5. 2019.....	XXX	XXX	XXX	5,234	5,234	5,234	5,234	5,234	5,234	5,234	
6. 2020.....	XXX	XXX	XXX	XXX	6,086	6,086	6,086	6,086	6,086	6,086	
7. 2021.....	XXX	XXX	XXX	XXX	XXX	6,754	6,754	6,754	6,754	6,754	
8. 2022.....	XXX	XXX	XXX	XXX	XXX	XXX	7,537	7,537	7,537	7,537	
9. 2023.....	XXX	XXX	XXX	XXX	XXX	XXX	XXX	9,045	9,045	9,045	
10. 2024.....	XXX	XXX	XXX	XXX	XXX	XXX	XXX	XXX	10,489	10,489	
11. 2025.....	XXX	XXX	XXX	XXX	XXX	XXX	XXX	XXX	XXX	11,469	11,469
12. Totals.....	XXX	XXX	XXX	XXX	XXX	XXX	XXX	XXX	XXX	XXX	11,469
13. Earned Premiums (Sch P-Pt. 1)	3,322	3,808	4,419	5,234	6,086	6,754	7,537	9,045	10,489	11,469	XXX

SECTION 2

Years in Which Premiums Were Earned and Losses Were Incurred	CUMULATIVE PREMIUMS EARNED CEDED AT YEAR END (\$000 OMITTED)										11 Current Year Premiums Earned
	1	2	3	4	5	6	7	8	9	10	
	2016	2017	2018	2019	2020	2021	2022	2023	2024	2025	
1. Prior.....											
2. 2016.....	714	714	714	714	714	714	714	714	714	714	
3. 2017.....	XXX	848	848	848	848	848	848	848	848	848	
4. 2018.....	XXX	XXX	942	942	942	942	942	942	942	942	
5. 2019.....	XXX	XXX	XXX	1,166	1,166	1,166	1,166	1,166	1,166	1,166	
6. 2020.....	XXX	XXX	XXX	XXX	1,574	1,574	1,574	1,574	1,574	1,574	
7. 2021.....	XXX	XXX	XXX	XXX	XXX	1,297	1,297	1,297	1,297	1,297	
8. 2022.....	XXX	XXX	XXX	XXX	XXX	XXX	1,443	1,443	1,443	1,443	
9. 2023.....	XXX	XXX	XXX	XXX	XXX	XXX	XXX	1,825	1,825	1,825	
10. 2024.....	XXX	XXX	XXX	XXX	XXX	XXX	XXX	XXX	1,941	1,941	
11. 2025.....	XXX	XXX	XXX	XXX	XXX	XXX	XXX	XXX	XXX	2,205	2,205
12. Totals.....	XXX	XXX	XXX	XXX	XXX	XXX	XXX	XXX	XXX	XXX	2,205
13. Earned Premiums (Sch P-Pt. 1)	714	848	942	1,166	1,574	1,297	1,443	1,825	1,941	2,205	XXX

SCHEDULE P - PART 6H - OTHER LIABILITY - OCCURRENCE
SECTION 1A

Years in Which Premiums Were Earned and Losses Were Incurred	CUMULATIVE PREMIUMS EARNED DIRECT AND ASSUMED AT YEAR END (\$000 OMITTED)										11 Current Year Premiums Earned
	1	2	3	4	5	6	7	8	9	10	
	2016	2017	2018	2019	2020	2021	2022	2023	2024	2025	
1. Prior.....											
2. 2016.....	1,078	1,078	1,078	1,078	1,078	1,078	1,078	1,078	1,078	1,078	
3. 2017.....	XXX	1,153	1,153	1,153	1,153	1,153	1,153	1,153	1,153	1,153	
4. 2018.....	XXX	XXX	1,279	1,279	1,279	1,279	1,279	1,279	1,279	1,279	
5. 2019.....	XXX	XXX	XXX	1,433	1,433	1,433	1,433	1,433	1,433	1,433	
6. 2020.....	XXX	XXX	XXX	XXX	1,579	1,579	1,579	1,579	1,579	1,579	
7. 2021.....	XXX	XXX	XXX	XXX	XXX	1,754	1,754	1,754	1,754	1,754	
8. 2022.....	XXX	XXX	XXX	XXX	XXX	XXX	1,933	1,933	1,933	1,933	
9. 2023.....	XXX	XXX	XXX	XXX	XXX	XXX	XXX	2,150	2,150	2,150	
10. 2024.....	XXX	XXX	XXX	XXX	XXX	XXX	XXX	XXX	2,325	2,325	
11. 2025.....	XXX	XXX	XXX	XXX	XXX	XXX	XXX	XXX	XXX	2,552	2,552
12. Totals.....	XXX	XXX	XXX	XXX	XXX	XXX	XXX	XXX	XXX	XXX	2,552
13. Earned Premiums (Sch P-Pt. 1)	1,078	1,153	1,279	1,433	1,579	1,754	1,933	2,150	2,325	2,552	XXX

SECTION 2A

Years in Which Premiums Were Earned and Losses Were Incurred	CUMULATIVE PREMIUMS EARNED CEDED AT YEAR END (\$000 OMITTED)										11 Current Year Premiums Earned
	1	2	3	4	5	6	7	8	9	10	
	2016	2017	2018	2019	2020	2021	2022	2023	2024	2025	
1. Prior.....											
2. 2016.....	253	253	253	253	253	253	253	253	253	253	
3. 2017.....	XXX	242	242	242	242	242	242	242	242	242	
4. 2018.....	XXX	XXX	245	245	245	245	245	245	245	245	
5. 2019.....	XXX	XXX	XXX	244	244	244	244	244	244	244	
6. 2020.....	XXX	XXX	XXX	XXX	293	293	293	293	293	293	
7. 2021.....	XXX	XXX	XXX	XXX	XXX	357	357	357	357	357	
8. 2022.....	XXX	XXX	XXX	XXX	XXX	XXX	337	337	337	337	
9. 2023.....	XXX	XXX	XXX	XXX	XXX	XXX	XXX	409	409	409	
10. 2024.....	XXX	XXX	XXX	XXX	XXX	XXX	XXX	XXX	451	451	
11. 2025.....	XXX	XXX	XXX	XXX	XXX	XXX	XXX	XXX	XXX	523	523
12. Totals.....	XXX	XXX	XXX	XXX	XXX	XXX	XXX	XXX	XXX	XXX	523
13. Earned Premiums (Sch P-Pt. 1)	253	242	245	244	293	357	337	409	451	523	XXX

ANNUAL STATEMENT FOR THE YEAR 2025 OF THE CELINA MUTUAL INSURANCE COMPANY

SCHEDULE P - PART 6H - OTHER LIABILITY - CLAIMS-MADE

SECTION 1B

Years in Which Premiums Were Earned and Losses Were Incurred	CUMULATIVE PREMIUMS EARNED DIRECT AND ASSUMED AT YEAR END (\$000 OMITTED)										11 Current Year Premiums Earned
	1 2016	2 2017	3 2018	4 2019	5 2020	6 2021	7 2022	8 2023	9 2024	10 2025	
1. Prior.....											
2. 2016.....											
3. 2017.....	XXX										
4. 2018.....	XXX	XXX									
5. 2019.....	XXX	XXX	XXX								
6. 2020.....	XXX	XXX	XXX	XXX							
7. 2021.....	XXX	XXX	XXX	XXX	XXX						
8. 2022.....	XXX	XXX	XXX	XXX	XXX	XXX					
9. 2023.....	XXX	XXX	XXX	XXX	XXX	XXX	XXX				
10. 2024.....	XXX	XXX	XXX	XXX	XXX	XXX	XXX	XXX			
11. 2025.....	XXX	XXX	XXX	XXX	XXX	XXX	XXX	XXX	XXX		
12. Totals.....	XXX	XXX	XXX	XXX	XXX	XXX	XXX	XXX	XXX	XXX	
13. Earned Premiums (Sch P-Pt. 1)											XXX

SECTION 2B

Years in Which Premiums Were Earned and Losses Were Incurred	CUMULATIVE PREMIUMS EARNED CEDED AT YEAR END (\$000 OMITTED)										11 Current Year Premiums Earned
	1 2016	2 2017	3 2018	4 2019	5 2020	6 2021	7 2022	8 2023	9 2024	10 2025	
1. Prior.....											
2. 2016.....											
3. 2017.....	XXX										
4. 2018.....	XXX	XXX									
5. 2019.....	XXX	XXX	XXX								
6. 2020.....	XXX	XXX	XXX	XXX							
7. 2021.....	XXX	XXX	XXX	XXX	XXX						
8. 2022.....	XXX	XXX	XXX	XXX	XXX	XXX					
9. 2023.....	XXX	XXX	XXX	XXX	XXX	XXX	XXX				
10. 2024.....	XXX	XXX	XXX	XXX	XXX	XXX	XXX	XXX			
11. 2025.....	XXX	XXX	XXX	XXX	XXX	XXX	XXX	XXX	XXX		
12. Totals.....	XXX	XXX	XXX	XXX	XXX	XXX	XXX	XXX	XXX	XXX	
13. Earned Premiums (Sch P-Pt. 1)											XXX

SCHEDULE P - PART 6M - INTERNATIONAL

SECTION 1

Years in Which Premiums Were Earned and Losses Were Incurred	CUMULATIVE PREMIUMS EARNED DIRECT AND ASSUMED AT YEAR END (\$000 OMITTED)										11 Current Year Premiums Earned
	1 2016	2 2017	3 2018	4 2019	5 2020	6 2021	7 2022	8 2023	9 2024	10 2025	
1. Prior.....											
2. 2016.....											
3. 2017.....	XXX										
4. 2018.....	XXX	XXX									
5. 2019.....	XXX	XXX	XXX								
6. 2020.....	XXX	XXX	XXX	XXX							
7. 2021.....	XXX	XXX	XXX	XXX	XXX						
8. 2022.....	XXX	XXX	XXX	XXX	XXX	XXX					
9. 2023.....	XXX	XXX	XXX	XXX	XXX	XXX	XXX				
10. 2024.....	XXX	XXX	XXX	XXX	XXX	XXX	XXX	XXX			
11. 2025.....	XXX	XXX	XXX	XXX	XXX	XXX	XXX	XXX	XXX		
12. Totals.....	XXX	XXX	XXX	XXX	XXX	XXX	XXX	XXX	XXX	XXX	
13. Earned Premiums (Sch P-Pt. 1)											XXX

SECTION 2

Years in Which Premiums Were Earned and Losses Were Incurred	CUMULATIVE PREMIUMS EARNED CEDED AT YEAR END (\$000 OMITTED)										11 Current Year Premiums Earned
	1 2016	2 2017	3 2018	4 2019	5 2020	6 2021	7 2022	8 2023	9 2024	10 2025	
1. Prior.....											
2. 2016.....											
3. 2017.....	XXX										
4. 2018.....	XXX	XXX									
5. 2019.....	XXX	XXX	XXX								
6. 2020.....	XXX	XXX	XXX	XXX							
7. 2021.....	XXX	XXX	XXX	XXX	XXX						
8. 2022.....	XXX	XXX	XXX	XXX	XXX	XXX					
9. 2023.....	XXX	XXX	XXX	XXX	XXX	XXX	XXX				
10. 2024.....	XXX	XXX	XXX	XXX	XXX	XXX	XXX	XXX			
11. 2025.....	XXX	XXX	XXX	XXX	XXX	XXX	XXX	XXX	XXX		
12. Totals.....	XXX	XXX	XXX	XXX	XXX	XXX	XXX	XXX	XXX	XXX	
13. Earned Premiums (Sch P-Pt. 1)											XXX

ANNUAL STATEMENT FOR THE YEAR 2025 OF THE CELINA MUTUAL INSURANCE COMPANY
SCHEDULE P - PART 6N - REINSURANCE - NONPROPORTIONAL ASSUMED PROPERTY
SECTION 1

Years in Which Premiums Were Earned and Losses Were Incurred	CUMULATIVE PREMIUMS EARNED DIRECT AND ASSUMED AT YEAR END (\$000 OMITTED)										11 Current Year Premiums Earned
	1 2016	2 2017	3 2018	4 2019	5 2020	6 2021	7 2022	8 2023	9 2024	10 2025	
1. Prior.....											
2. 2016.....											
3. 2017.....	XXX										
4. 2018.....	XXX	XXX									
5. 2019.....	XXX	XXX	XXX								
6. 2020.....	XXX	XXX	XXX	XXX							
7. 2021.....	XXX	XXX	XXX	XXX	XXX						
8. 2022.....	XXX	XXX	XXX	XXX	XXX	XXX					
9. 2023.....	XXX	XXX	XXX	XXX	XXX	XXX	XXX				
10. 2024.....	XXX	XXX	XXX	XXX	XXX	XXX	XXX	XXX			
11. 2025.....	XXX	XXX	XXX	XXX	XXX	XXX	XXX	XXX	XXX		
12. Totals.....	XXX	XXX	XXX	XXX	XXX	XXX	XXX	XXX	XXX	XXX	
13. Earned Premiums (Sch P-Pt. 1)											XXX

SECTION 2

Years in Which Premiums Were Earned and Losses Were Incurred	CUMULATIVE PREMIUMS EARNED CEDED AT YEAR END (\$000 OMITTED)										11 Current Year Premiums Earned
	1 2016	2 2017	3 2018	4 2019	5 2020	6 2021	7 2022	8 2023	9 2024	10 2025	
1. Prior.....											
2. 2016.....											
3. 2017.....	XXX										
4. 2018.....	XXX	XXX									
5. 2019.....	XXX	XXX	XXX								
6. 2020.....	XXX	XXX	XXX	XXX							
7. 2021.....	XXX	XXX	XXX	XXX	XXX						
8. 2022.....	XXX	XXX	XXX	XXX	XXX	XXX					
9. 2023.....	XXX	XXX	XXX	XXX	XXX	XXX	XXX				
10. 2024.....	XXX	XXX	XXX	XXX	XXX	XXX	XXX	XXX			
11. 2025.....	XXX	XXX	XXX	XXX	XXX	XXX	XXX	XXX	XXX		
12. Totals.....	XXX	XXX	XXX	XXX	XXX	XXX	XXX	XXX	XXX	XXX	
13. Earned Premiums (Sch P-Pt. 1)											XXX

SCHEDULE P - PART 6O - REINSURANCE - NONPROPORTIONAL ASSUMED LIABILITY
SECTION 1

Years in Which Premiums Were Earned and Losses Were Incurred	CUMULATIVE PREMIUMS EARNED DIRECT AND ASSUMED AT YEAR END (\$000 OMITTED)										11 Current Year Premiums Earned
	1 2016	2 2017	3 2018	4 2019	5 2020	6 2021	7 2022	8 2023	9 2024	10 2025	
1. Prior.....											
2. 2016.....											
3. 2017.....	XXX										
4. 2018.....	XXX	XXX									
5. 2019.....	XXX	XXX	XXX								
6. 2020.....	XXX	XXX	XXX	XXX							
7. 2021.....	XXX	XXX	XXX	XXX	XXX						
8. 2022.....	XXX	XXX	XXX	XXX	XXX	XXX					
9. 2023.....	XXX	XXX	XXX	XXX	XXX	XXX	XXX				
10. 2024.....	XXX	XXX	XXX	XXX	XXX	XXX	XXX	XXX			
11. 2025.....	XXX	XXX	XXX	XXX	XXX	XXX	XXX	XXX	XXX		
12. Totals.....	XXX	XXX	XXX	XXX	XXX	XXX	XXX	XXX	XXX	XXX	
13. Earned Premiums (Sch P-Pt. 1)											XXX

SECTION 2

Years in Which Premiums Were Earned and Losses Were Incurred	CUMULATIVE PREMIUMS EARNED CEDED AT YEAR END (\$000 OMITTED)										11 Current Year Premiums Earned
	1 2016	2 2017	3 2018	4 2019	5 2020	6 2021	7 2022	8 2023	9 2024	10 2025	
1. Prior.....											
2. 2016.....											
3. 2017.....	XXX										
4. 2018.....	XXX	XXX									
5. 2019.....	XXX	XXX	XXX								
6. 2020.....	XXX	XXX	XXX	XXX							
7. 2021.....	XXX	XXX	XXX	XXX	XXX						
8. 2022.....	XXX	XXX	XXX	XXX	XXX	XXX					
9. 2023.....	XXX	XXX	XXX	XXX	XXX	XXX	XXX				
10. 2024.....	XXX	XXX	XXX	XXX	XXX	XXX	XXX	XXX			
11. 2025.....	XXX	XXX	XXX	XXX	XXX	XXX	XXX	XXX	XXX		
12. Totals.....	XXX	XXX	XXX	XXX	XXX	XXX	XXX	XXX	XXX	XXX	
13. Earned Premiums (Sch P-Pt. 1)											XXX

ANNUAL STATEMENT FOR THE YEAR 2025 OF THE CELINA MUTUAL INSURANCE COMPANY
SCHEDULE P - PART 6R - PRODUCTS LIABILITY - OCCURRENCE
SECTION 1A

Years in Which Premiums Were Earned and Losses Were Incurred	CUMULATIVE PREMIUMS EARNED DIRECT AND ASSUMED AT YEAR END (\$000 OMITTED)										11 Current Year Premiums Earned
	1	2	3	4	5	6	7	8	9	10	
	2016	2017	2018	2019	2020	2021	2022	2023	2024	2025	
1. Prior.....											
2. 2016.....	79	79	79	79	79	79	79	79	79	79	
3. 2017.....	XXX	86	86	86	86	86	86	86	86	86	
4. 2018.....	XXX	XXX	95	95	95	95	95	95	95	95	
5. 2019.....	XXX	XXX	XXX	88	88	88	88	88	88	88	
6. 2020.....	XXX	XXX	XXX	XXX	92	92	92	92	92	92	
7. 2021.....	XXX	XXX	XXX	XXX	XXX	99	99	99	99	99	
8. 2022.....	XXX	XXX	XXX	XXX	XXX	XXX	124	124	124	124	
9. 2023.....	XXX	XXX	XXX	XXX	XXX	XXX	XXX	148	148	148	
10. 2024.....	XXX	XXX	XXX	XXX	XXX	XXX	XXX	XXX	157	157	
11. 2025.....	XXX	XXX	XXX	XXX	XXX	XXX	XXX	XXX	XXX	173	173
12. Totals.....	XXX	XXX	XXX	XXX	XXX	XXX	XXX	XXX	XXX	XXX	173
13. Earned Premiums (Sch P-Pt. 1)	79	86	95	88	92	99	124	148	157	173	XXX

SECTION 2A

Years in Which Premiums Were Earned and Losses Were Incurred	CUMULATIVE PREMIUMS EARNED CEDED AT YEAR END (\$000 OMITTED)										11 Current Year Premiums Earned
	1	2	3	4	5	6	7	8	9	10	
	2016	2017	2018	2019	2020	2021	2022	2023	2024	2025	
1. Prior.....											
2. 2016.....	7	7	7	7	7	7	7	7	7	7	
3. 2017.....	XXX	6	6	6	6	6	6	6	6	6	
4. 2018.....	XXX	XXX	6	6	6	6	6	6	6	6	
5. 2019.....	XXX	XXX	XXX	4	4	4	4	4	4	4	
6. 2020.....	XXX	XXX	XXX	XXX	4	4	4	4	4	4	
7. 2021.....	XXX	XXX	XXX	XXX	XXX	5	5	5	5	5	
8. 2022.....	XXX	XXX	XXX	XXX	XXX	XXX	7	7	7	7	
9. 2023.....	XXX	XXX	XXX	XXX	XXX	XXX	XXX	7	7	7	
10. 2024.....	XXX	XXX	XXX	XXX	XXX	XXX	XXX	XXX	8	8	
11. 2025.....	XXX	XXX	XXX	XXX	XXX	XXX	XXX	XXX	XXX	9	9
12. Totals.....	XXX	XXX	XXX	XXX	XXX	XXX	XXX	XXX	XXX	XXX	9
13. Earned Premiums (Sch P-Pt. 1)	7	6	6	4	4	5	7	7	8	9	XXX

SCHEDULE P - PART 6R - PRODUCTS LIABILITY - CLAIMS-MADE
SECTION 1B

Years in Which Premiums Were Earned and Losses Were Incurred	CUMULATIVE PREMIUMS EARNED DIRECT AND ASSUMED AT YEAR END (\$000 OMITTED)										11 Current Year Premiums Earned
	1	2	3	4	5	6	7	8	9	10	
	2016	2017	2018	2019	2020	2021	2022	2023	2024	2025	
1. Prior.....											
2. 2016.....											
3. 2017.....	XXX										
4. 2018.....	XXX	XXX									
5. 2019.....	XXX	XXX	XXX								
6. 2020.....	XXX	XXX	XXX	XXX							
7. 2021.....	XXX	XXX	XXX	XXX	XXX						
8. 2022.....	XXX	XXX	XXX	XXX	XXX	XXX					
9. 2023.....	XXX	XXX	XXX	XXX	XXX	XXX	XXX				
10. 2024.....	XXX	XXX	XXX	XXX	XXX	XXX	XXX	XXX			
11. 2025.....	XXX	XXX	XXX	XXX	XXX	XXX	XXX	XXX	XXX		
12. Totals.....	XXX	XXX	XXX	XXX	XXX	XXX	XXX	XXX	XXX	XXX	
13. Earned Premiums (Sch P-Pt. 1)											XXX

SECTION 2B

Years in Which Premiums Were Earned and Losses Were Incurred	CUMULATIVE PREMIUMS EARNED CEDED AT YEAR END (\$000 OMITTED)										11 Current Year Premiums Earned
	1	2	3	4	5	6	7	8	9	10	
	2016	2017	2018	2019	2020	2021	2022	2023	2024	2025	
1. Prior.....											
2. 2016.....											
3. 2017.....	XXX										
4. 2018.....	XXX	XXX									
5. 2019.....	XXX	XXX	XXX								
6. 2020.....	XXX	XXX	XXX	XXX							
7. 2021.....	XXX	XXX	XXX	XXX	XXX						
8. 2022.....	XXX	XXX	XXX	XXX	XXX	XXX					
9. 2023.....	XXX	XXX	XXX	XXX	XXX	XXX	XXX				
10. 2024.....	XXX	XXX	XXX	XXX	XXX	XXX	XXX	XXX			
11. 2025.....	XXX	XXX	XXX	XXX	XXX	XXX	XXX	XXX	XXX		
12. Totals.....	XXX	XXX	XXX	XXX	XXX	XXX	XXX	XXX	XXX	XXX	
13. Earned Premiums (Sch P-Pt. 1)											XXX

**ANNUAL STATEMENT FOR THE YEAR 2025 OF THE CELINA MUTUAL INSURANCE COMPANY
SCHEDULE P - PART 7A - PRIMARY LOSS SENSITIVE CONTRACTS (\$000 OMITTED)**

SECTION 1

Schedule P - Part 1	1 Total Net Losses and Expenses Unpaid	2 Net Losses and Expenses Unpaid on Loss Sensitive Contracts	3 Loss Sensitive as Percentage of Total	4 Total Net Premiums Written	5 Net Premiums Written on Loss Sensitive Contracts	6 Loss Sensitive as Percentage of Total
1. Homeowners/farmowners	5,498					
2. Private passenger auto liability/medical	6,918					
3. Commercial auto/truck liability/medical	4,131					
4. Workers' compensation	1,425					
5. Commercial multiple peril	3,483					
6. Medical professional liability - occurrence.....						
7. Medical professional liability - claims - made						
8. Special liability						
9. Other liability - occurrence	873					
10. Other liability - claims-made						
11. Special property	322					
12. Auto physical damage	247					
13. Fidelity/surety						
14. Other						
15. International						
16. Reinsurance - nonproportional assumed property	XXX	XXX	XXX	XXX	XXX	XXX
17. Reinsurance - nonproportional assumed liability	XXX	XXX	XXX	XXX	XXX	XXX
18. Reinsurance - nonproportional assumed financial lines	XXX	XXX	XXX	XXX	XXX	XXX
19. Products liability - occurrence	68					
20. Products liability - claims-made						
21. Financial guaranty/mortgage guaranty						
22. Warranty						
23. Pet insurance plans						
24. Totals	22,966					

SECTION 2

Years in Which Policies Were Issued	INCURRED LOSSES AND DEFENSE AND COST CONTAINMENT EXPENSES REPORTED AT YEAR END (\$000 OMITTED)									
	1 2016	2 2017	3 2018	4 2019	5 2020	6 2021	7 2022	8 2023	9 2024	10 2025
1. Prior.....										
2. 2016.....										
3. 2017.....	XXX									
4. 2018.....	XXX	XXX								
5. 2019.....	XXX	XXX	XXX							
6. 2020.....	XXX	XXX	XXX	XXX						
7. 2021.....	XXX	XXX	XXX	XXX	XXX					
8. 2022.....	XXX	XXX	XXX	XXX	XXX	XXX				
9. 2023.....	XXX	XXX	XXX	XXX	XXX	XXX	XXX			
10. 2024.....	XXX	XXX	XXX	XXX	XXX	XXX	XXX	XXX		
11. 2025	XXX	XXX	XXX	XXX	XXX	XXX	XXX	XXX	XXX	

SECTION 3

Years in Which Policies Were Issued	BULK AND INCURRED BUT NOT REPORTED RESERVES FOR LOSSES AND DEFENSE AND COST CONTAINMENT EXPENSES AT YEAR END (\$000 OMITTED)									
	1 2016	2 2017	3 2018	4 2019	5 2020	6 2021	7 2022	8 2023	9 2024	10 2025
1. Prior.....										
2. 2016.....										
3. 2017.....	XXX									
4. 2018.....	XXX	XXX								
5. 2019.....	XXX	XXX	XXX							
6. 2020.....	XXX	XXX	XXX	XXX						
7. 2021.....	XXX	XXX	XXX	XXX	XXX					
8. 2022.....	XXX	XXX	XXX	XXX	XXX	XXX				
9. 2023.....	XXX	XXX	XXX	XXX	XXX	XXX	XXX			
10. 2024.....	XXX	XXX	XXX	XXX	XXX	XXX	XXX	XXX		
11. 2025	XXX	XXX	XXX	XXX	XXX	XXX	XXX	XXX	XXX	

ANNUAL STATEMENT FOR THE YEAR 2025 OF THE CELINA MUTUAL INSURANCE COMPANY
SCHEDULE P - PART 7A - PRIMARY LOSS SENSITIVE CONTRACTS (Continued)

SECTION 4

Years in Which Policies Were Issued	NET EARNED PREMIUMS REPORTED AT YEAR END (\$000 OMITTED)									
	1 2016	2 2017	3 2018	4 2019	5 2020	6 2021	7 2022	8 2023	9 2024	10 2025
1. Prior.....										
2. 2016.....										
3. 2017.....	XXX									
4. 2018.....	XXX	XXX								
5. 2019.....	XXX	XXX	XXX							
6. 2020.....	XXX	XXX	XXX	XXX						
7. 2021.....	XXX	XXX	XXX	XXX	XXX					
8. 2022.....	XXX	XXX	XXX	XXX	XXX	XXX				
9. 2023.....	XXX	XXX	XXX	XXX	XXX	XXX	XXX			
10. 2024.....	XXX	XXX	XXX	XXX	XXX	XXX	XXX	XXX		
11. 2025.....	XXX	XXX	XXX	XXX	XXX	XXX	XXX	XXX	XXX	

SECTION 5

Years in Which Policies Were Issued	NET RESERVE FOR PREMIUM ADJUSTMENTS AND ACCRUED RETROSPECTIVE PREMIUMS AT YEAR END (\$000 OMITTED)									
	1 2016	2 2017	3 2018	4 2019	5 2020	6 2021	7 2022	8 2023	9 2024	10 2025
1. Prior.....										
2. 2016.....										
3. 2017.....	XXX									
4. 2018.....	XXX	XXX								
5. 2019.....	XXX	XXX	XXX							
6. 2020.....	XXX	XXX	XXX	XXX						
7. 2021.....	XXX	XXX	XXX	XXX	XXX					
8. 2022.....	XXX	XXX	XXX	XXX	XXX	XXX				
9. 2023.....	XXX	XXX	XXX	XXX	XXX	XXX	XXX			
10. 2024.....	XXX	XXX	XXX	XXX	XXX	XXX	XXX	XXX		
11. 2025.....	XXX	XXX	XXX	XXX	XXX	XXX	XXX	XXX	XXX	

**ANNUAL STATEMENT FOR THE YEAR 2025 OF THE CELINA MUTUAL INSURANCE COMPANY
SCHEDULE P - PART 7B - REINSURANCE LOSS SENSITIVE CONTRACTS (\$000 OMITTED)**

SECTION 1

Schedule P - Part 1	1 Total Net Losses and Expenses Unpaid	2 Net Losses and Expenses Unpaid on Loss Sensitive Contracts	3 Loss Sensitive as Percentage of Total	4 Total Net Premiums Written	5 Net Premiums Written on Loss Sensitive Contracts	6 Loss Sensitive as Percentage of Total
1. Homeowners/farmowners	5,498					
2. Private passenger auto liability/medical	6,918					
3. Commercial auto/truck liability/medical	4,131					
4. Workers' compensation	1,425					
5. Commercial multiple peril	3,483					
6. Medical professional liability - occurrence.....						
7. Medical professional liability - claims - made						
8. Special liability						
9. Other liability - occurrence	873					
10. Other liability - claims-made						
11. Special property	322					
12. Auto physical damage	247					
13. Fidelity/surety						
14. Other						
15. International						
16. Reinsurance - nonproportional assumed property						
17. Reinsurance - nonproportional assumed liability						
18. Reinsurance - nonproportional assumed financial lines						
19. Products liability - occurrence	68					
20. Products liability - claims-made						
21. Financial guaranty/mortgage guaranty						
22. Warranty						
23. Pet insurance plans						
24. Totals	22,966					

SECTION 2

Years in Which Policies Were Issued	INCURRED LOSSES AND DEFENSE AND COST CONTAINMENT EXPENSES REPORTED AT YEAR END (\$000 OMITTED)									
	1 2016	2 2017	3 2018	4 2019	5 2020	6 2021	7 2022	8 2023	9 2024	10 2025
1. Prior.....										
2. 2016.....										
3. 2017.....	XXX									
4. 2018.....	XXX	XXX								
5. 2019.....	XXX	XXX	XXX							
6. 2020.....	XXX	XXX	XXX	XXX						
7. 2021.....	XXX	XXX	XXX	XXX	XXX					
8. 2022.....	XXX	XXX	XXX	XXX	XXX	XXX				
9. 2023.....	XXX	XXX	XXX	XXX	XXX	XXX	XXX			
10. 2024.....	XXX	XXX	XXX	XXX	XXX	XXX	XXX	XXX		
11. 2025.....	XXX	XXX	XXX	XXX	XXX	XXX	XXX	XXX	XXX	

SECTION 3

Years in Which Policies Were Issued	BULK AND INCURRED BUT NOT REPORTED RESERVES FOR LOSSES AND DEFENSE AND COST CONTAINMENT EXPENSES AT YEAR END (\$000 OMITTED)									
	1 2016	2 2017	3 2018	4 2019	5 2020	6 2021	7 2022	8 2023	9 2024	10 2025
1. Prior.....										
2. 2016.....										
3. 2017.....	XXX									
4. 2018.....	XXX	XXX								
5. 2019.....	XXX	XXX	XXX							
6. 2020.....	XXX	XXX	XXX	XXX						
7. 2021.....	XXX	XXX	XXX	XXX	XXX					
8. 2022.....	XXX	XXX	XXX	XXX	XXX	XXX				
9. 2023.....	XXX	XXX	XXX	XXX	XXX	XXX	XXX			
10. 2024.....	XXX	XXX	XXX	XXX	XXX	XXX	XXX	XXX		
11. 2025.....	XXX	XXX	XXX	XXX	XXX	XXX	XXX	XXX	XXX	

**ANNUAL STATEMENT FOR THE YEAR 2025 OF THE CELINA MUTUAL INSURANCE COMPANY
SCHEDULE P - PART 7B - REINSURANCE LOSS SENSITIVE CONTRACTS (Continued)
SECTION 4**

Years in Which Policies Were Issued	NET EARNED PREMIUMS REPORTED AT YEAR END (\$000 OMITTED)									
	1 2016	2 2017	3 2018	4 2019	5 2020	6 2021	7 2022	8 2023	9 2024	10 2025
1. Prior.....										
2. 2016.....										
3. 2017.....	XXX									
4. 2018.....	XXX	XXX								
5. 2019.....	XXX	XXX	XXX							
6. 2020.....	XXX	XXX	XXX	XXX						
7. 2021.....	XXX	XXX	XXX	XXX	XXX					
8. 2022.....	XXX	XXX	XXX	XXX	XXX	XXX				
9. 2023.....	XXX	XXX	XXX	XXX	XXX	XXX	XXX			
10. 2024.....	XXX	XXX	XXX	XXX	XXX	XXX	XXX	XXX		
11. 2025.....	XXX	XXX	XXX	XXX	XXX	XXX	XXX	XXX	XXX	

SECTION 5

Years in Which Policies Were Issued	NET RESERVE FOR PREMIUM ADJUSTMENTS AND ACCRUED RETROSPECTIVE PREMIUMS AT YEAR END (\$000 OMITTED)									
	1 2016	2 2017	3 2018	4 2019	5 2020	6 2021	7 2022	8 2023	9 2024	10 2025
1. Prior.....										
2. 2016.....										
3. 2017.....	XXX									
4. 2018.....	XXX	XXX								
5. 2019.....	XXX	XXX	XXX							
6. 2020.....	XXX	XXX	XXX	XXX						
7. 2021.....	XXX	XXX	XXX	XXX	XXX					
8. 2022.....	XXX	XXX	XXX	XXX	XXX	XXX				
9. 2023.....	XXX	XXX	XXX	XXX	XXX	XXX	XXX			
10. 2024.....	XXX	XXX	XXX	XXX	XXX	XXX	XXX	XXX		
11. 2025.....	XXX	XXX	XXX	XXX	XXX	XXX	XXX	XXX	XXX	

SECTION 6

Years in Which Policies Were Issued	INCURRED ADJUSTABLE COMMISSIONS REPORTED AT YEAR END (\$000 OMITTED)									
	1 2016	2 2017	3 2018	4 2019	5 2020	6 2021	7 2022	8 2023	9 2024	10 2025
1. Prior.....										
2. 2016.....										
3. 2017.....	XXX									
4. 2018.....	XXX	XXX								
5. 2019.....	XXX	XXX	XXX							
6. 2020.....	XXX	XXX	XXX	XXX						
7. 2021.....	XXX	XXX	XXX	XXX	XXX					
8. 2022.....	XXX	XXX	XXX	XXX	XXX	XXX				
9. 2023.....	XXX	XXX	XXX	XXX	XXX	XXX	XXX			
10. 2024.....	XXX	XXX	XXX	XXX	XXX	XXX	XXX	XXX		
11. 2025.....	XXX	XXX	XXX	XXX	XXX	XXX	XXX	XXX	XXX	

SECTION 7

Years in Which Policies Were Issued	RESERVES FOR COMMISSION ADJUSTMENTS AT YEAR END (\$000 OMITTED)									
	1 2016	2 2017	3 2018	4 2019	5 2020	6 2021	7 2022	8 2023	9 2024	10 2025
1. Prior.....										
2. 2016.....										
3. 2017.....	XXX									
4. 2018.....	XXX	XXX								
5. 2019.....	XXX	XXX	XXX							
6. 2020.....	XXX	XXX	XXX	XXX						
7. 2021.....	XXX	XXX	XXX	XXX	XXX					
8. 2022.....	XXX	XXX	XXX	XXX	XXX	XXX				
9. 2023.....	XXX	XXX	XXX	XXX	XXX	XXX	XXX			
10. 2024.....	XXX	XXX	XXX	XXX	XXX	XXX	XXX	XXX		
11. 2025.....	XXX	XXX	XXX	XXX	XXX	XXX	XXX	XXX	XXX	

ANNUAL STATEMENT FOR THE YEAR 2025 OF THE CELINA MUTUAL INSURANCE COMPANY

SCHEDULE P INTERROGATORIES

1. The following questions relate to yet-to-be-issued Extended Reporting Endorsements (EREs) arising from Death, Disability, or Retirement (DDR) provisions in Medical Professional Liability Claims Made insurance policies. EREs provided for reasons other than DDR are not to be included.
- 1.1 Does the company issue Medical Professional Liability Claims Made insurance policies that provide tail (also known as an extended reporting endorsement, or "ERE") benefits in the event of Death, Disability, or Retirement (DDR) at a reduced charge or at no additional cost? Yes [] No [X]
 If the answer to question 1.1 is "no", leave the following questions blank. If the answer to question 1.1 is "yes", please answer the following questions:
- 1.2 What is the total amount of the reserve for that provision (DDR Reserve), as reported, explicitly or not, elsewhere in this statement (in dollars)? \$
- 1.3 Does the company report any DDR reserve as Unearned Premium Reserve per SSAP #65? Yes [] No [X]
- 1.4 Does the company report any DDR reserve as loss or loss adjustment expense reserve? Yes [] No [X]
- 1.5 If the company reports DDR reserve as Unearned Premium Reserve, does that amount match the figure on the Underwriting and Investment Exhibit, Part 1A - Recapitulation of all Premiums (Page 7) Column 2, Lines 11.1 plus 11.2? Yes [] No [] N/A [X]
- 1.6 If the company reports DDR reserve as loss or loss adjustment expense reserve, please complete the following table corresponding to where these reserves are reported in Schedule P:

Years in Which Premiums Were Earned and Losses Were Incurred	DDR Reserve Included in Schedule P, Part 1F, Medical Professional Liability Column 24: Total Net Losses and Expenses Unpaid	
	1 Section 1: Occurrence	2 Section 2: Claims-Made
1.601 Prior		
1.602 2016		
1.603 2017		
1.604 2018		
1.605 2019		
1.606 2020		
1.607 2021		
1.608 2022		
1.609 2023		
1.610 2024		
1.611 2025		
1.612 Totals		

2. The definition of allocated loss adjustment expenses (ALAE) and, therefore, unallocated loss adjustment expenses (ULAE) was changed effective January 1, 1998. This change in definition applies to both paid and unpaid expenses. Are these expenses (now reported as "Defense and Cost Containment" and "Adjusting and Other") reported in compliance with these definitions in this statement? Yes [X] No []
3. The Adjusting and Other expense payments and reserves should be allocated to the years in which the losses were incurred based on the number of claims reported, closed and outstanding in those years. When allocating Adjusting and Other expense between companies in a group or a pool, the Adjusting and Other expense should be allocated in the same percentage used for the loss amounts and the claim counts. For reinsurers, Adjusting and Other expense assumed should be reported according to the reinsurance contract. For Adjusting and Other expense incurred by reinsurers, or in those situations where suitable claim count information is not available, Adjusting and Other expense should be allocated by a reasonable method determined by the company and described in Interrogatory 7, below. Are they so reported in this Statement? Yes [X] No []
4. Do any lines in Schedule P include reserves that are reported gross of any discount to present value of future payments, and that are reported net of such discounts on Page 10? Yes [] No [X]
- If yes, proper disclosure must be made in the Notes to Financial Statements, as specified in the Instructions. Also, the discounts must be reported in Schedule P - Part 1, Columns 32 and 33. Schedule P must be completed gross of non-tabular discounting. Work papers relating to discount calculations must be available for examination upon request.
 Discounting is allowed only if expressly permitted by the state insurance department to which this Annual Statement is being filed.
5. What were the net premiums in force at the end of the year for:
 (in thousands of dollars) 5.1 Fidelity
 5.2 Surety
6. Claim count information is reported per claim or per claimant (Indicate which) per claimant.....
 If not the same in all years, explain in Interrogatory 7.
- 7.1 The information provided in Schedule P will be used by many persons to estimate the adequacy of the current loss and expense reserves, among other things. Are there any especially significant events, coverage, retention or accounting changes that have occurred that must be considered when making such analyses? Yes [X] No []
- 7.2 (An extended statement may be attached.)
 Catastrophe weather activity in accident years 2024, 2023, 2021, 2019, 2012, and 2011 was significantly higher than prior years. This activity produced an abnormally high level of paid and incurred losses and adjusting and other expense payments for property lines on a direct, ceded, and net basis.

ANNUAL STATEMENT FOR THE YEAR 2025 OF THE CELINA MUTUAL INSURANCE COMPANY

SCHEDULE T - PART 2
INTERSTATE COMPACT - EXHIBIT OF PREMIUMS WRITTEN

Allocated by States and Territories

States, Etc.		Direct Business Only					Totals
		1 Life (Group and Individual)	2 Annuities (Group and Individual)	3 Disability Income (Group and Individual)	4 Long-Term Care (Group and Individual)	5 Deposit-Type Contracts	
1. Alabama	AL						
2. Alaska	AK						
3. Arizona	AZ						
4. Arkansas	AR						
5. California	CA						
6. Colorado	CO						
7. Connecticut	CT						
8. Delaware	DE						
9. District of Columbia	DC						
10. Florida	FL						
11. Georgia	GA						
12. Hawaii	HI						
13. Idaho	ID						
14. Illinois	IL						
15. Indiana	IN						
16. Iowa	IA						
17. Kansas	KS						
18. Kentucky	KY						
19. Louisiana	LA						
20. Maine	ME						
21. Maryland	MD						
22. Massachusetts	MA						
23. Michigan	MI						
24. Minnesota	MN						
25. Mississippi	MS						
26. Missouri	MO						
27. Montana	MT						
28. Nebraska	NE						
29. Nevada	NV						
30. New Hampshire	NH						
31. New Jersey	NJ						
32. New Mexico	NM						
33. New York	NY						
34. North Carolina	NC						
35. North Dakota	ND						
36. Ohio	OH						
37. Oklahoma	OK						
38. Oregon	OR						
39. Pennsylvania	PA						
40. Rhode Island	RI						
41. South Carolina	SC						
42. South Dakota	SD						
43. Tennessee	TN						
44. Texas	TX						
45. Utah	UT						
46. Vermont	VT						
47. Virginia	VA						
48. Washington	WA						
49. West Virginia	WV						
50. Wisconsin	WI						
51. Wyoming	WY						
52. American Samoa	AS						
53. Guam	GU						
54. Puerto Rico	PR						
55. U.S. Virgin Islands	VI						
56. Northern Mariana Islands	MP						
57. Canada	CAN						
58. Aggregate other alien	OT						
59. Total							

NONE

ANNUAL STATEMENT FOR THE YEAR 2025 OF THE CELINA MUTUAL INSURANCE COMPANY

SCHEDULE Y

PART 1A - DETAILS OF INSURANCE HOLDING COMPANY SYSTEM

1	2	3	4	5	6	7	8	9	10	11	12	13	14	15	16
Group Code	Group Name	NAIC Company Code	ID Number	Federal RSSD	CIK	Name of Securities Exchange if Publicly Traded (U.S. or International)	Names of Parent, Subsidiaries Or Affiliates	Domiciliary Location	Relationship to Reporting Entity	Directly Controlled by (Name of Entity/Person)	Type of Control (Ownership, Board, Management, Attorney-in-Fact, Influence, Other)	If Control is Ownership Provide Percentage	Ultimate Controlling Entity(ies)/Person(s)	Is an SCA Filing Required? (Yes/No)	*
. 0035	CELINA INSURANCE GROUP	20176	34-4202015				THE CELINA MUTUAL INSURANCE COMPANY	OH	IA	THE NATIONAL MUTUAL INSURANCE COMPANY	Management		THE NATIONAL MUTUAL INSURANCE COMPANY	NO	
. 0035	CELINA INSURANCE GROUP	20184	34-4312510				THE NATIONAL MUTUAL INSURANCE COMPANY WEST VIRGINIA FARMERS MUTUAL INSURANCE ASSOCIATION	OH	IA	THE NATIONAL MUTUAL INSURANCE COMPANY	Management		THE NATIONAL MUTUAL INSURANCE COMPANY	NO	
. 0035	CELINA INSURANCE GROUP	15431	55-0189700				MIAMI MUTUAL INSURANCE COMPANY	OH	IA	THE NATIONAL MUTUAL INSURANCE COMPANY	Management		THE NATIONAL MUTUAL INSURANCE COMPANY	NO	
. 0035	CELINA INSURANCE GROUP	16764	31-0617569				FIRST OHIO FINANCIAL CORPORATION	OH	NIA	THE NATIONAL MUTUAL INSURANCE COMPANY	Ownership	100.000	THE NATIONAL MUTUAL INSURANCE COMPANY	NO	
		00000	34-1120164												

NONE

Asterisk	
----------	--

ANNUAL STATEMENT FOR THE YEAR 2025 OF THE CELINA MUTUAL INSURANCE COMPANY

SCHEDULE Y

PART 2 - SUMMARY OF INSURER'S TRANSACTIONS WITH ANY AFFILIATES

1	2	3	4	5	6	7	8	9	10	11	12	13
NAIC Company Code	ID Number	Names of Insurers and Parent, Subsidiaries or Affiliates	Shareholder Dividends	Capital Contributions	Purchases, Sales or Exchanges of Loans, Securities, Real Estate, Mortgage Loans or Other Investments	Income/ (Disbursements) Incurred in Connection with Guarantees or Undertakings for the Benefit of any Affiliate(s)	Management Agreements and Service Contracts	Income/ (Disbursements) Incurred Under Reinsurance Agreements	*	Any Other Material Activity Not in the Ordinary Course of the Insurer's Business	Totals	Reinsurance Recoverable/ (Payable) on Losses and/or Reserve Credit Taken/(Liability)
20176	34-4202015	THE CELINA MUTUAL INSURANCE COMPANY					(54,611,696)	589,488			(54,022,208)	(1,012,607)
16764	31-0617569	MIAMI MUTUAL INSURANCE COMPANY					(333,361)				(333,361)	
20184	34-4312510	THE NATIONAL MUTUAL INSURANCE COMPANY					56,446,610				56,446,610	
15431	55-0189700	WEST VIRGINIA FARMERS MUTUAL INSURANCE ASSOCIATION					(1,501,552)	(589,488)			(2,091,040)	1,012,607
00000	34-1120164	FIRST OHIO FINANCIAL CORPORATION										
9999999 Control Totals												
										XXX		

Pooling balances are excluded from the table above.

Pool Participation:

20176 The Celina Mutual Insurance Company 36%
 20184 The National Mutual Insurance Company 34%
 16764 Miami Mutual Insurance Company 30%

ANNUAL STATEMENT FOR THE YEAR 2025 OF THE CELINA MUTUAL INSURANCE COMPANY

SUPPLEMENTAL EXHIBITS AND SCHEDULES INTERROGATORIES

REQUIRED FILINGS








The following supplemental reports are required to be filed as part of your statement filing unless specifically waived by the domiciliary state. However, in the event that your domiciliary state waives the filing requirement, your response of **WAIVED** to the specific interrogatory will be accepted in lieu of filing a "NONE" report and a bar code will be printed below. If the supplement is required of your company but is not being filed for whatever reason enter **SEE EXPLANATION** and provide an explanation following the interrogatory questions.

	Responses
MARCH FILING	
1. Will an Actuarial Opinion be filed by March 1?	YES
2. Will the Supplemental Compensation Exhibit be filed with the state of domicile by March 1?	YES
3. Will the confidential Risk-based Capital Report be filed with the NAIC by March 1?	YES
4. Will the confidential Risk-based Capital Report be filed with the state of domicile, if required by March 1?	YES
APRIL FILING	
5. Will the Insurance Expense Exhibit be filed with the state of domicile and the NAIC by April 1?	YES
6. Will Management's Discussion and Analysis be filed by April 1?	YES
7. Will the Supplemental Investment Risk Interrogatories be filed by April 1?	YES
MAY FILING	
8. Will this company be included in a combined annual statement which is filed with the NAIC by May 1?	YES
JUNE FILING	
9. Will an Audited Financial Report be filed by June 1?	YES
10. Will Accountant's Letter of Qualifications be filed with the state of domicile and electronically with the NAIC by June 1?	YES

SUPPLEMENTAL FILINGS

The following supplemental reports are required to be filed as part of your annual statement filing **if your company is engaged in the type of business covered by the supplement. However, in the event that your company does not transact the type of business for which the special report must be filed, your response of NO to the specific interrogatory will be accepted in lieu of filing a "NONE" report and a bar code will be printed below.** If the supplement is required of your company but is not being filed for whatever reason enter **SEE EXPLANATION** and provide an explanation following the interrogatory questions.

MARCH FILING	
11. Will Schedule SIS (Stockholder Information Supplement) be filed with the state of domicile by March 1?	NO
12. Will the Financial Guaranty Insurance Exhibit be filed by March 1?	NO
13. Will the Medicare Supplement Insurance Experience Exhibit be filed with the state of domicile and the NAIC by March 1?	NO
14. Will Supplement A to Schedule T (Medical Professional Liability Supplement) be filed by March 1?	NO
15. Will the Trusteed Surplus Statement be filed with the state of domicile and the NAIC by March 1?	NO
16. Will the Premiums Attributed to Protected Cells Exhibit be filed by March 1?	NO
17. Will the Reinsurance Summary Supplemental Filing for General Interrogatory 9 be filed with the state of domicile and the NAIC by March 1? ...	NO
18. Will the Medicare Part D Coverage Supplement be filed with the state of domicile and the NAIC by March 1?	NO
19. Will the confidential Actuarial Opinion Summary be filed with the state of domicile, if required, by March 15 (or the date otherwise specified)?..	YES
20. Will the Reinsurance Attestation Supplement be filed with the state of domicile and the NAIC by March 1?	YES
21. Will the Exceptions to the Reinsurance Attestation Supplement be filed with the state of domicile by March 1?	NO
22. Will the Bail Bond Supplement be filed with the state of domicile and the NAIC by March 1?	NO
23. Will the Director and Officer Insurance Coverage Supplement be filed with the state of domicile and the NAIC by March 1?	YES
24. Will an approval from the reporting entity's state of domicile for relief related to the five-year rotation requirement for lead audit partner be filed electronically with the NAIC by March 1?	NO
25. Will an approval from the reporting entity's state of domicile for relief related to the one-year cooling off period for independent CPA be filed electronically with the NAIC by March 1?	NO
26. Will an approval from the reporting entity's state of domicile for relief related to the Requirements for Audit Committees be filed electronically with the NAIC by March 1?	NO
27. Will the Supplemental Schedule for Reinsurance Counterparty Reporting Exception - Asbestos and Pollution Contracts be filed with the state of domicile and the NAIC by March 1?	NO
28. Will the Exhibit of Other Liabilities by Lines of Business be filed with the state of domicile and the NAIC by March 1?	YES
29. Will the Market Conduct Annual Statement (MCAS) Premium Exhibit for Year be filed with appropriate jurisdictions and with the NAIC by March 1?	YES
APRIL FILING	
30. Will the Credit Insurance Experience Exhibit be filed with the state of domicile and the NAIC by April 1?	NO
31. Will the Long-term Care Experience Reporting Forms be filed with the state of domicile and the NAIC by April 1?	NO
32. Will the Accident and Health Policy Experience Exhibit be filed by April 1?	NO
33. Will the Supplemental Health Care Exhibit (Parts 1 and 2) be filed with the state of domicile and the NAIC by April 1?	NO
34. Will the Cybersecurity Insurance Coverage Supplement be filed with the state of domicile and the NAIC by April 1?	YES
35. Will the Life, Health & Annuity Guaranty Association Assessable Premium Exhibit - Parts 1 and 2 be filed with the state of domicile and the NAIC by April 1?	NO
36. Will the Private Flood Insurance Supplement be filed with the state of domicile and the NAIC by April 1?	NO
37. Will the Mortgage Guaranty Insurance Exhibit be filed with the state of domicile and the NAIC by April 1?	NO
AUGUST FILING	
38. Will Management's Report of Internal Control Over Financial Reporting be filed with the state of domicile by August 1?	SEE EXPLANATION
Explanations:	
11. Not Applicable	
12. Not Applicable	
13. Not Applicable	
14. Not Applicable	
15. Not Applicable	
16. Not Applicable	
17. Not Applicable	
18. Not Applicable	
21. Not Applicable	
22. Not Applicable	
24. Not Applicable	
25. Not Applicable	
26. Not Applicable	
27. Not Applicable	
30. Not Applicable	
31. Not Applicable	
32. Not Applicable	
33. Not Applicable	
35. Not Applicable	
36. Not Applicable	
37. Not Applicable	
38. Not required as the company's direct and assumed written premium is less than \$500 million.	

11. SIS Stockholder Information Supplement [Document Identifier 420]	
12. Financial Guaranty Insurance Exhibit [Document Identifier 240]	
13. Medicare Supplement Insurance Experience Exhibit [Document Identifier 360]	
14. Supplement A to Schedule T [Document Identifier 455]	
15. Trusteed Surplus Statement [Document Identifier 490]	
16. Premiums Attributed to Protected Cells Exhibit [Document Identifier 385]	
17. Reinsurance Summary Supplemental Filing [Document Identifier 401]	

ANNUAL STATEMENT FOR THE YEAR 2025 OF THE CELINA MUTUAL INSURANCE COMPANY
SUPPLEMENTAL EXHIBITS AND SCHEDULES INTERROGATORIES

18. Medicare Part D Coverage Supplement [Document Identifier 365]



21. Exceptions to the Reinsurance Attestation Supplement [Document Identifier 400]



22. Bail Bond Supplement [Document Identifier 500]



24. Relief from the five-year rotation requirement for lead audit partner [Document Identifier 224]



25. Relief from the one-year cooling off period for independent CPA [Document Identifier 225]



26. Relief from the Requirements for Audit Committees [Document Identifier 226]



27. Reinsurance Counterparty Reporting Exception – Asbestos and Pollution Contracts [Document Identifier 555]



30. Credit Insurance Experience Exhibit [Document Identifier 230]



31. Long-Term Care Experience Reporting Forms [Document Identifier 306]



32. Accident and Health Policy Experience Exhibit [Document Identifier 210]



33. Supplemental Health Care Exhibit (Parts 1 and 2) [Document Identifier 216]



35. Life, Health & Annuity Guaranty Association Assessable Premium Exhibit - Parts 1 and 2 [Document Identifier 290]



36. Private Flood Insurance Supplement [Document Identifier 560]



37. Will the Mortgage Guaranty Insurance Exhibit [Document Identifier 565]



NONE



SUPPLEMENT FOR THE YEAR 2025 OF THE CELINA MUTUAL INSURANCE COMPANY

DIRECTOR AND OFFICER INSURANCE COVERAGE SUPPLEMENT

For The Year Ended December 31, 2025
(To Be Filed by March 1)

NAIC Group Code 0035

NAIC Company Code 20176

Company Name CELINA MUTUAL INSURANCE COMPANY

If the reporting entity writes any director and officer (D&O) business, please provide the following:

1. Monoline Policies

Direct Premiums		Direct Losses		Direct Defense and Cost Containment		Percentage of In Force Policies	
1 Written	2 Earned	3 Paid	4 Incurred	5 Paid	6 Incurred	7 Claims Made	8 Occurrence
\$	\$	\$	\$	\$	\$ % %

2. Commercial Multiple Peril (CMP) Packaged Policies

- 2.1 Does the reporting entity provide D&O liability coverage as part of a CMP packaged policy? Yes [] No []
- 2.2 Can the direct premium earned for D&O liability coverage provided as part of a CMP packaged policy be quantified or estimated? Yes [] No []
- 2.3 If the answer to question 2.2 is yes, provide the quantified or estimated direct premium earned amount for D&O liability coverage in CMP packaged policies

2.31 Amount quantified:.....\$

2.32 Amount estimated using reasonable assumptions:.....\$

2.4 If the answer to question 2.1 is yes, please provide the following:

Direct Losses		Direct Defense and Cost Containment		Percentage of In Force Policies	
1 Paid	2 Paid + Change in Case Reserves	3 Paid	4 Paid + Change in Case Reserves	5 Claims Made	6 Occurrence
\$	\$	\$	\$ % %



SUPPLEMENT FOR THE YEAR 2025 OF THE CELINA MUTUAL INSURANCE COMPANY

EXHIBIT OF OTHER LIABILITIES BY LINES OF BUSINESS

AS REPORTED ON LINE 17 OF THE EXHIBIT OF PREMIUMS AND LOSSES

(To Be Filed by March 1)

NAIC Group Code 0035

NAIC Company Code 20176

	Direct Business Only			
	Prior Year	Current Year		
	1 Written Premium	2 Written Premium	3 Losses Paid (deducting salvage)	4 Losses Unpaid (Case Base)
1. Completed operations				
2. Errors & omissions (E&O)				
3. Directors & officers (D&O)				
4. Environmental liability				
5. Excess workers' compensation				
6. Commercial excess & umbrella	2,619,083	3,064,990		
7. Personal umbrella	1,014,033	1,148,084		
8. Employment liability				
9. Aggregate write-ins for facilities & premises (CGL)	1,973,855	2,180,036	409,278	489,426
10. Internet & cyber liability				
11. Aggregate write-ins for other				
12. Total ASL 17 - other liability (sum of lines 1 through 11)	5,606,971	6,393,110	409,278	489,426
DETAILS OF WRITE-INS				
0901. Commercial General Liability	1,968,691	2,174,342	254,070	489,426
0902. Comprehensive Personal Liability	5,164	5,694	155,208	
0903.				
0998. Summary of remaining write-ins for Line 9 from overflow page				
0999. Totals (Lines 0901 through 0903 plus 0998)(Line 9 above)	1,973,855	2,180,036	409,278	489,426
1101.				
1102.				
1103.				
1198. Summary of remaining write-ins for Line 11 from overflow page				
1199. Totals (Lines 1101 through 1103 plus 1198)(Line 11 above)				



SUPPLEMENT FOR THE YEAR 2025 OF THE CELINA MUTUAL INSURANCE COMPANY
MARKET CONDUCT ANNUAL STATEMENT (MCAS) PREMIUM EXHIBIT FOR YEAR

For The Year Ended December 31, 2025
 (To Be Filed by March 1)

FOR THE STATE OF: Illinois

NAIC Group Code 0035

NAIC Company Code 20176

MCAS LINE OF BUSINESS	MCAS Reportable Premium/Considerations (Yes/No)
1. Disability income	NO
2. Health	NO
3. Homeowners	NO
4. Individual annuity	NO
5. Individual life	NO
6. Lender-placed home and auto	NO
7. Long-term care	NO
8. Other health	NO
9. Private flood	NO
10. Private passenger auto	NO
11. Short-term limited duration health plans	NO
12. Travel	NO
13. Pet insurance plans	NO



SUPPLEMENT FOR THE YEAR 2025 OF THE CELINA MUTUAL INSURANCE COMPANY
MARKET CONDUCT ANNUAL STATEMENT (MCAS) PREMIUM EXHIBIT FOR YEAR

For The Year Ended December 31, 2025
 (To Be Filed by March 1)

FOR THE STATE OF: Indiana

NAIC Group Code 0035

NAIC Company Code 20176

MCAS LINE OF BUSINESS	MCAS Reportable Premium/Considerations (Yes/No)
1. Disability income	NO
2. Health	NO
3. Homeowners	YES
4. Individual annuity	NO
5. Individual life	NO
6. Lender-placed home and auto	NO
7. Long-term care	NO
8. Other health	NO
9. Private flood	NO
10. Private passenger auto	YES
11. Short-term limited duration health plans	NO
12. Travel	NO
13. Pet insurance plans	NO



SUPPLEMENT FOR THE YEAR 2025 OF THE CELINA MUTUAL INSURANCE COMPANY
MARKET CONDUCT ANNUAL STATEMENT (MCAS) PREMIUM EXHIBIT FOR YEAR

For The Year Ended December 31, 2025
 (To Be Filed by March 1)

FOR THE STATE OF: Iowa

NAIC Group Code 0035

NAIC Company Code 20176

MCAS LINE OF BUSINESS	MCAS Reportable Premium/Considerations (Yes/No)
1. Disability income	NO
2. Health	NO
3. Homeowners	NO
4. Individual annuity	NO
5. Individual life	NO
6. Lender-placed home and auto	NO
7. Long-term care	NO
8. Other health	NO
9. Private flood	NO
10. Private passenger auto	NO
11. Short-term limited duration health plans	NO
12. Travel	NO
13. Pet insurance plans	NO



SUPPLEMENT FOR THE YEAR 2025 OF THE CELINA MUTUAL INSURANCE COMPANY
MARKET CONDUCT ANNUAL STATEMENT (MCAS) PREMIUM EXHIBIT FOR YEAR

For The Year Ended December 31, 2025
 (To Be Filed by March 1)

FOR THE STATE OF: Kentucky

NAIC Group Code 0035

NAIC Company Code 20176

MCAS LINE OF BUSINESS	MCAS Reportable Premium/Considerations (Yes/No)
1. Disability income	NO
2. Health	NO
3. Homeowners	YES
4. Individual annuity	NO
5. Individual life	NO
6. Lender-placed home and auto	NO
7. Long-term care	NO
8. Other health	NO
9. Private flood	NO
10. Private passenger auto	YES
11. Short-term limited duration health plans	NO
12. Travel	NO
13. Pet insurance plans	NO



SUPPLEMENT FOR THE YEAR 2025 OF THE CELINA MUTUAL INSURANCE COMPANY
MARKET CONDUCT ANNUAL STATEMENT (MCAS) PREMIUM EXHIBIT FOR YEAR

For The Year Ended December 31, 2025
 (To Be Filed by March 1)

FOR THE STATE OF: Michigan

NAIC Group Code 0035

NAIC Company Code 20176

MCAS LINE OF BUSINESS	MCAS Reportable Premium/Considerations (Yes/No)
1. Disability income	NO
2. Health	NO
3. Homeowners	NO
4. Individual annuity	NO
5. Individual life	NO
6. Lender-placed home and auto	NO
7. Long-term care	NO
8. Other health	NO
9. Private flood	NO
10. Private passenger auto	NO
11. Short-term limited duration health plans	NO
12. Travel	NO
13. Pet insurance plans	NO



SUPPLEMENT FOR THE YEAR 2025 OF THE CELINA MUTUAL INSURANCE COMPANY
MARKET CONDUCT ANNUAL STATEMENT (MCAS) PREMIUM EXHIBIT FOR YEAR

For The Year Ended December 31, 2025
 (To Be Filed by March 1)

FOR THE STATE OF: Ohio

NAIC Group Code 0035

NAIC Company Code 20176

MCAS LINE OF BUSINESS	MCAS Reportable Premium/Considerations (Yes/No)
1. Disability income	NO
2. Health	NO
3. Homeowners	YES
4. Individual annuity	NO
5. Individual life	NO
6. Lender-placed home and auto	NO
7. Long-term care	NO
8. Other health	NO
9. Private flood	NO
10. Private passenger auto	YES
11. Short-term limited duration health plans	NO
12. Travel	NO
13. Pet insurance plans	NO



SUPPLEMENT FOR THE YEAR 2025 OF THE CELINA MUTUAL INSURANCE COMPANY
MARKET CONDUCT ANNUAL STATEMENT (MCAS) PREMIUM EXHIBIT FOR YEAR

For The Year Ended December 31, 2025
 (To Be Filed by March 1)

FOR THE STATE OF: Pennsylvania

NAIC Group Code 0035

NAIC Company Code 20176

MCAS LINE OF BUSINESS	MCAS Reportable Premium/Considerations (Yes/No)
1. Disability income	NO
2. Health	NO
3. Homeowners	NO
4. Individual annuity	NO
5. Individual life	NO
6. Lender-placed home and auto	NO
7. Long-term care	NO
8. Other health	NO
9. Private flood	NO
10. Private passenger auto	NO
11. Short-term limited duration health plans	NO
12. Travel	NO
13. Pet insurance plans	NO



SUPPLEMENT FOR THE YEAR 2025 OF THE CELINA MUTUAL INSURANCE COMPANY
MARKET CONDUCT ANNUAL STATEMENT (MCAS) PREMIUM EXHIBIT FOR YEAR

For The Year Ended December 31, 2025
 (To Be Filed by March 1)

FOR THE STATE OF: Tennessee

NAIC Group Code 0035

NAIC Company Code 20176

MCAS LINE OF BUSINESS	MCAS Reportable Premium/Considerations (Yes/No)
1. Disability income	NO
2. Health	NO
3. Homeowners	YES
4. Individual annuity	NO
5. Individual life	NO
6. Lender-placed home and auto	NO
7. Long-term care	NO
8. Other health	NO
9. Private flood	NO
10. Private passenger auto	YES
11. Short-term limited duration health plans	NO
12. Travel	NO
13. Pet insurance plans	NO



SUPPLEMENT FOR THE YEAR 2025 OF THE CELINA MUTUAL INSURANCE COMPANY
MARKET CONDUCT ANNUAL STATEMENT (MCAS) PREMIUM EXHIBIT FOR YEAR

For The Year Ended December 31, 2025
 (To Be Filed by March 1)

FOR THE STATE OF: West Virginia

NAIC Group Code 0035

NAIC Company Code 20176

MCAS LINE OF BUSINESS	MCAS Reportable Premium/Considerations (Yes/No)
1. Disability income	NO
2. Health	NO
3. Homeowners	NO
4. Individual annuity	NO
5. Individual life	NO
6. Lender-placed home and auto	NO
7. Long-term care	NO
8. Other health	NO
9. Private flood	NO
10. Private passenger auto	YES
11. Short-term limited duration health plans	NO
12. Travel	NO
13. Pet insurance plans	NO