



ANNUAL STATEMENT
FOR THE YEAR ENDED DECEMBER 31, 2025
OF THE CONDITION AND AFFAIRS OF THE
EVERGREEN NATIONAL INDEMNITY COMPANY

NAIC Group Code 4869, 4869 NAIC Company Code 12750 Employer's ID Number 36-2467238
Organized under the Laws of OH State of Domicile or Port of Entry OH
Country of Domicile US
Incorporated/Organized 12/30/1939 Commenced Business 01/01/1940
Statutory Home Office 6150 Oak Tree Blvd., STE 440 Independence, OH, US 44131
Main Administrative Office 6150 Oak Tree Blvd., STE 440 Independence, OH, US 44131
440-229-3420 (Telephone)
Mail Address 6150 Oak Tree Blvd., STE 440 Independence, OH, US 44131
Primary Location of Books and Records 6150 Oak Tree Blvd., STE 440 Independence, OH, US 44131
440-229-3403 (Telephone)
Internet Website Address www.evergreen-national.com
Statutory Statement Contact DAVID ALAN CANZONE 440-229-3403 (Telephone)
dcanzone@evergreen-national.com 440-229-3421 (E-Mail) (Fax)

OFFICERS

ROBERT WILLARD SHEPARD, PRESIDENT DAVID ALAN CANZONE, CFO/TREASURER
WAN CHEN COLLIER, SECRETARY

DIRECTORS OR TRUSTEES

CHARLES KYLE SLATERY ROBERT WILLARD SHEPARD
JAMES DONALD LACKIE DAVID ALAN CANZONE
EMMEL BERNHARDT GOLDEN III

State of Ohio
County of Cuyahoga SS

The officers of this reporting entity being duly sworn, each depose and say that they are the described officers of said reporting entity, and that on the reporting period stated above, all of the herein described assets were the absolute property of the said reporting entity, free and clear from any liens or claims thereon, except as herein stated, and that this statement, together with related exhibits, schedules and explanations therein contained, annexed or referred to, is a full and true statement of all the assets and liabilities and of the condition and affairs of the said reporting entity as of the reporting period stated above, and of its income and deductions therefrom for the period ended, and have been completed in accordance with the NAIC Annual Statement Instructions and Accounting Practices and Procedures manual except to the extent that: (1) state law may differ; or, (2) that state rules or regulations require differences in reporting not related to accounting practices and procedures, according to the best of their information, knowledge and belief, respectively. Furthermore, the scope of this attestation by the described officers also includes the related corresponding electronic filing with the NAIC, when required, that is an exact copy (except for formatting differences due to electronic filing) of the enclosed statement. The electronic filing may be requested by various regulators in lieu of or in addition to the enclosed statement.

x ROBERT WILLARD SHEPARD DAVID ALAN CANZONE x WAN CHEN COLLIER
PRESIDENT CFO/TREASURER SECRETARY

Subscribed and sworn to before me
this _____ day of _____, 2026

a. Is this an original filing? Yes
b. If no:
1. State the amendment number: _____
2. Date filed: _____
3. Number of pages attached: _____

x _____



**EXHIBIT OF PREMIUMS AND LOSSES
BUSINESS IN THE STATE OF ALABAMA DURING THE YEAR 2025**

NAIC Group Code: 4869

NAIC Company Code: 12750

Line of Business	Gross Premiums, Including Policy and Membership Fees, Less Return Premiums and Premiums on Policies not Taken		3 Dividends Paid or Credited to Policyholders on Direct Business	4 Direct Unearned Premium Reserves	5 Direct Losses Paid (deducting salvage)	6 Direct Losses Incurred	7 Direct Losses Unpaid	8 Direct Defense and Cost Containment Expense Paid	9 Direct Defense and Cost Containment Expense Incurred	10 Direct Defense and Cost Containment Expense Unpaid	11 Commissions and Brokerage Expenses	12 Taxes, Licenses and Fees
	1 Direct Premiums Written	2 Direct Premiums Earned										
1. Fire												
2.1 Allied lines												
2.2 Multiple peril crop												
2.3 Federal flood												
2.4 Private crop												
2.5 Private flood												
3. Farmowners multiple peril												
4. Homeowners multiple peril												
5.1 Commercial multiple peril (non-liability portion)												
5.2 Commercial multiple peril (liability portion)												
6. Mortgage guaranty												
8. Ocean marine												
9.1 Inland marine												
9.2 Pet insurance plans												
10. Financial guaranty												
11.1 Medical professional liability – occurrence												
11.2 Medical professional liability – claims-made												
12. Earthquake												
13.1 Comprehensive (hospital and medical) ind (b)												
13.2 Comprehensive (hospital and medical) group (b)												
14. Credit A&H (group and individual)												
15.1 Vision only (b)												
15.2 Dental only (b)												
15.3 Disability income (b)												
15.4 Medicare supplement (b)												
15.5 Medicaid Title XIX (b)												
15.6 Medicare Title XVIII (b)												
15.7 Long-term care (b)												
15.8 Federal employees health benefits plan (b)												
15.9 Other health (b)												
16. Workers' compensation												
17.1 Other liability—occurrence												
17.2 Other liability—claims-made												
17.3 Excess workers' compensation												
18.1 Products liability – occurrence												
18.2 Products liability – claims-made												
19.1 Private passenger auto no-fault (personal injury protection)												
19.2 Other private passenger auto liability												
19.3 Commercial auto no-fault (personal injury protection)												
19.4 Other commercial auto liability												
21.1 Private passenger auto physical damage												
21.2 Commercial auto physical damage												
22. Aircraft (all perils)												
23. Fidelity												
24. Surety	531,671	566,847		129,479	124,857	144,354	187,556	-	(363)	2,060	219,889	22,615
26. Burglary and theft												
27. Boiler and machinery												
28. Credit												
29. International												
30. Warranty		319		104								
31. Reins nonproportional assumed property	XXX	XXX	XXX	XXX	XXX	XXX	XXX	XXX	XXX	XXX	XXX	XXX
32. Reins nonproportional assumed liability	XXX	XXX	XXX	XXX	XXX	XXX	XXX	XXX	XXX	XXX	XXX	XXX
33. Reins nonproportional assumed financial lines	XXX	XXX	XXX	XXX	XXX	XXX	XXX	XXX	XXX	XXX	XXX	XXX
34. Aggregate write-ins for other lines of business												
35. TOTAL (a)	531,671	567,166		129,583	124,857	144,354	187,556	-	(363)	2,060	219,889	22,615
Details of Write-Ins												
3401.												
3402.												
3403.												
3498. Summary of remaining write-ins for Line 34 from overflow page												
3499. Totals (Lines 3401 through 3403 plus 3498) (Line 34 above)												

19 AL

(a) Finance and service charges not included in Lines 1 to 35 \$

(b) For health business on indicated lines report: Number of persons insured under PPO managed care products and number of persons insured under indemnity only products .



**EXHIBIT OF PREMIUMS AND LOSSES
BUSINESS IN THE STATE OF ALASKA DURING THE YEAR 2025**

NAIC Group Code: 4869

NAIC Company Code: 12750

Line of Business	Gross Premiums, Including Policy and Membership Fees, Less Return Premiums and Premiums on Policies not Taken		3 Dividends Paid or Credited to Policyholders on Direct Business	4 Direct Unearned Premium Reserves	5 Direct Losses Paid (deducting salvage)	6 Direct Losses Incurred	7 Direct Losses Unpaid	8 Direct Defense and Cost Containment Expense Paid	9 Direct Defense and Cost Containment Expense Incurred	10 Direct Defense and Cost Containment Expense Unpaid	11 Commissions and Brokerage Expenses	12 Taxes, Licenses and Fees
	1 Direct Premiums Written	2 Direct Premiums Earned										
1. Fire												
2.1 Allied lines												
2.2 Multiple peril crop												
2.3 Federal flood												
2.4 Private crop												
2.5 Private flood												
3. Farmowners multiple peril												
4. Homeowners multiple peril												
5.1 Commercial multiple peril (non-liability portion)												
5.2 Commercial multiple peril (liability portion)												
6. Mortgage guaranty												
8. Ocean marine												
9.1 Inland marine												
9.2 Pet insurance plans												
10. Financial guaranty												
11.1 Medical professional liability – occurrence												
11.2 Medical professional liability – claims-made												
12. Earthquake												
13.1 Comprehensive (hospital and medical) ind (b)												
13.2 Comprehensive (hospital and medical) group (b)												
14. Credit A&H (group and individual)												
15.1 Vision only (b)												
15.2 Dental only (b)												
15.3 Disability income (b)												
15.4 Medicare supplement (b)												
15.5 Medicaid Title XIX (b)												
15.6 Medicare Title XVIII (b)												
15.7 Long-term care (b)												
15.8 Federal employees health benefits plan (b)												
15.9 Other health (b)												
16. Workers' compensation												
17.1 Other liability—occurrence												
17.2 Other liability—claims-made												
17.3 Excess workers' compensation												
18.1 Products liability – occurrence												
18.2 Products liability – claims-made												
19.1 Private passenger auto no-fault (personal injury protection)												
19.2 Other private passenger auto liability												
19.3 Commercial auto no-fault (personal injury protection)												
19.4 Other commercial auto liability												
21.1 Private passenger auto physical damage												
21.2 Commercial auto physical damage												
22. Aircraft (all perils)												
23. Fidelity												
24. Surety	2,600	1,648		1,019	-	562	594	-	6	7	1,599	3,139
26. Burglary and theft												
27. Boiler and machinery												
28. Credit												
29. International												
30. Warranty												
31. Reins nonproportional assumed property	XXX	XXX	XXX	XXX	XXX	XXX	XXX	XXX	XXX	XXX	XXX	XXX
32. Reins nonproportional assumed liability	XXX	XXX	XXX	XXX	XXX	XXX	XXX	XXX	XXX	XXX	XXX	XXX
33. Reins nonproportional assumed financial lines	XXX	XXX	XXX	XXX	XXX	XXX	XXX	XXX	XXX	XXX	XXX	XXX
34. Aggregate write-ins for other lines of business												
35. TOTAL (a)	2,600	1,648		1,019	-	562	594	-	6	7	1,599	3,139
Details of Write-Ins												
3401.												
3402.												
3403.												
3498. Summary of remaining write-ins for Line 34 from overflow page												
3499. Totals (Lines 3401 through 3403 plus 3498) (Line 34 above)												

19 AK

(a) Finance and service charges not included in Lines 1 to 35 \$

(b) For health business on indicated lines report: Number of persons insured under PPO managed care products and number of persons insured under indemnity only products .



**EXHIBIT OF PREMIUMS AND LOSSES
BUSINESS IN THE STATE OF ARIZONA DURING THE YEAR 2025**

NAIC Group Code: 4869

NAIC Company Code: 12750

Line of Business	Gross Premiums, Including Policy and Membership Fees, Less Return Premiums and Premiums on Policies not Taken		3 Dividends Paid or Credited to Policyholders on Direct Business	4 Direct Unearned Premium Reserves	5 Direct Losses Paid (deducting salvage)	6 Direct Losses Incurred	7 Direct Losses Unpaid	8 Direct Defense and Cost Containment Expense Paid	9 Direct Defense and Cost Containment Expense Incurred	10 Direct Defense and Cost Containment Expense Unpaid	11 Commissions and Brokerage Expenses	12 Taxes, Licenses and Fees
	1 Direct Premiums Written	2 Direct Premiums Earned										
1. Fire												
2.1 Allied lines												
2.2 Multiple peril crop												
2.3 Federal flood												
2.4 Private crop												
2.5 Private flood												
3. Farmowners multiple peril												
4. Homeowners multiple peril												
5.1 Commercial multiple peril (non-liability portion)												
5.2 Commercial multiple peril (liability portion)												
6. Mortgage guaranty												
8. Ocean marine												
9.1 Inland marine												
9.2 Pet insurance plans												
10. Financial guaranty												
11.1 Medical professional liability – occurrence												
11.2 Medical professional liability – claims-made												
12. Earthquake												
13.1 Comprehensive (hospital and medical) ind (b)												
13.2 Comprehensive (hospital and medical) group (b)												
14. Credit A&H (group and individual)												
15.1 Vision only (b)												
15.2 Dental only (b)												
15.3 Disability income (b)												
15.4 Medicare supplement (b)												
15.5 Medicaid Title XIX (b)												
15.6 Medicare Title XVIII (b)												
15.7 Long-term care (b)												
15.8 Federal employees health benefits plan (b)												
15.9 Other health (b)												
16. Workers' compensation												
17.1 Other liability—occurrence												
17.2 Other liability—claims-made												
17.3 Excess workers' compensation												
18.1 Products liability – occurrence												
18.2 Products liability – claims-made												
19.1 Private passenger auto no-fault (personal injury protection)												
19.2 Other private passenger auto liability												
19.3 Commercial auto no-fault (personal injury protection)												
19.4 Other commercial auto liability												
21.1 Private passenger auto physical damage												
21.2 Commercial auto physical damage												
22. Aircraft (all perils)												
23. Fidelity												
24. Surety	263,624	266,033		134,968	39,685	28,383	93,645	-	(485)	1,028	108,693	6,101
26. Burglary and theft												
27. Boiler and machinery												
28. Credit												
29. International												
30. Warranty												
31. Reins nonproportional assumed property	XXX	XXX	XXX	XXX	XXX	XXX	XXX	XXX	XXX	XXX	XXX	XXX
32. Reins nonproportional assumed liability	XXX	XXX	XXX	XXX	XXX	XXX	XXX	XXX	XXX	XXX	XXX	XXX
33. Reins nonproportional assumed financial lines	XXX	XXX	XXX	XXX	XXX	XXX	XXX	XXX	XXX	XXX	XXX	XXX
34. Aggregate write-ins for other lines of business												
35. TOTAL (a)	263,624	266,033		134,968	39,685	28,383	93,645	-	(485)	1,028	108,693	6,101
Details of Write-Ins												
3401.												
3402.												
3403.												
3498. Summary of remaining write-ins for Line 34 from overflow page												
3499. Totals (Lines 3401 through 3403 plus 3498) (Line 34 above)												

19 AZ

(a) Finance and service charges not included in Lines 1 to 35 \$

(b) For health business on indicated lines report: Number of persons insured under PPO managed care products and number of persons insured under indemnity only products .



**EXHIBIT OF PREMIUMS AND LOSSES
BUSINESS IN THE STATE OF ARKANSAS DURING THE YEAR 2025**

NAIC Group Code: 4869

NAIC Company Code: 12750

Line of Business	Gross Premiums, Including Policy and Membership Fees, Less Return Premiums and Premiums on Policies not Taken		3	4	5	6	7	8	9	10	11	12
	1 Direct Premiums Written	2 Direct Premiums Earned	Dividends Paid or Credited to Policyholders on Direct Business	Direct Unearned Premium Reserves	Direct Losses Paid (deducting salvage)	Direct Losses Incurred	Direct Losses Unpaid	Direct Defense and Cost Containment Expense Paid	Direct Defense and Cost Containment Expense Incurred	Direct Defense and Cost Containment Expense Unpaid	Commissions and Brokerage Expenses	Taxes, Licenses and Fees
1. Fire												
2.1 Allied lines												
2.2 Multiple peril crop												
2.3 Federal flood												
2.4 Private crop												
2.5 Private flood												
3. Farmowners multiple peril												
4. Homeowners multiple peril												
5.1 Commercial multiple peril (non-liability portion)												
5.2 Commercial multiple peril (liability portion)												
6. Mortgage guaranty												
8. Ocean marine												
9.1 Inland marine												
9.2 Pet insurance plans												
10. Financial guaranty												
11.1 Medical professional liability – occurrence												
11.2 Medical professional liability – claims-made												
12. Earthquake												
13.1 Comprehensive (hospital and medical) ind (b)												
13.2 Comprehensive (hospital and medical) group (b)												
14. Credit A&H (group and individual)												
15.1 Vision only (b)												
15.2 Dental only (b)												
15.3 Disability income (b)												
15.4 Medicare supplement (b)												
15.5 Medicaid Title XIX (b)												
15.6 Medicare Title XVIII (b)												
15.7 Long-term care (b)												
15.8 Federal employees health benefits plan (b)												
15.9 Other health (b)												
16. Workers' compensation												
17.1 Other liability—occurrence												
17.2 Other liability—claims-made												
17.3 Excess workers' compensation												
18.1 Products liability – occurrence												
18.2 Products liability – claims-made												
19.1 Private passenger auto no-fault (personal injury protection)												
19.2 Other private passenger auto liability												
19.3 Commercial auto no-fault (personal injury protection)												
19.4 Other commercial auto liability												
21.1 Private passenger auto physical damage												
21.2 Commercial auto physical damage												
22. Aircraft (all perils)												
23. Fidelity												
24. Surety	89,188	274,001		30,773	9,967	(78,083)	30,965	-	(1,376)	340	40,314	3,982
26. Burglary and theft												
27. Boiler and machinery												
28. Credit												
29. International												
30. Warranty		68		318								
31. Reins nonproportional assumed property	XXX	XXX	XXX	XXX	XXX	XXX	XXX	XXX	XXX	XXX	XXX	XXX
32. Reins nonproportional assumed liability	XXX	XXX	XXX	XXX	XXX	XXX	XXX	XXX	XXX	XXX	XXX	XXX
33. Reins nonproportional assumed financial lines	XXX	XXX	XXX	XXX	XXX	XXX	XXX	XXX	XXX	XXX	XXX	XXX
34. Aggregate write-ins for other lines of business												
35. TOTAL (a)	89,188	274,069		31,091	9,967	(78,083)	30,965	-	(1,376)	340	40,314	3,982
Details of Write-Ins												
3401.												
3402.												
3403.												
3498. Summary of remaining write-ins for Line 34 from overflow page												
3499. Totals (Lines 3401 through 3403 plus 3498) (Line 34 above)												

19 AR

(a) Finance and service charges not included in Lines 1 to 35 \$

(b) For health business on indicated lines report: Number of persons insured under PPO managed care products and number of persons insured under indemnity only products .



**EXHIBIT OF PREMIUMS AND LOSSES
BUSINESS IN THE STATE OF CALIFORNIA DURING THE YEAR 2025**

NAIC Group Code: 4869

NAIC Company Code: 12750

Line of Business	Gross Premiums, Including Policy and Membership Fees, Less Return Premiums and Premiums on Policies not Taken		3 Dividends Paid or Credited to Policyholders on Direct Business	4 Direct Unearned Premium Reserves	5 Direct Losses Paid (deducting salvage)	6 Direct Losses Incurred	7 Direct Losses Unpaid	8 Direct Defense and Cost Containment Expense Paid	9 Direct Defense and Cost Containment Expense Incurred	10 Direct Defense and Cost Containment Expense Unpaid	11 Commissions and Brokerage Expenses	12 Taxes, Licenses and Fees
	1 Direct Premiums Written	2 Direct Premiums Earned										
1. Fire												
2.1 Allied lines												
2.2 Multiple peril crop												
2.3 Federal flood												
2.4 Private crop												
2.5 Private flood												
3. Farmowners multiple peril												
4. Homeowners multiple peril												
5.1 Commercial multiple peril (non-liability portion)												
5.2 Commercial multiple peril (liability portion)												
6. Mortgage guaranty												
8. Ocean marine												
9.1 Inland marine												
9.2 Pet insurance plans												
10. Financial guaranty												
11.1 Medical professional liability – occurrence												
11.2 Medical professional liability – claims-made												
12. Earthquake												
13.1 Comprehensive (hospital and medical) ind (b)												
13.2 Comprehensive (hospital and medical) group (b)												
14. Credit A&H (group and individual)												
15.1 Vision only (b)												
15.2 Dental only (b)												
15.3 Disability income (b)												
15.4 Medicare supplement (b)												
15.5 Medicaid Title XIX (b)												
15.6 Medicare Title XVIII (b)												
15.7 Long-term care (b)												
15.8 Federal employees health benefits plan (b)												
15.9 Other health (b)												
16. Workers' compensation												
17.1 Other liability—occurrence												
17.2 Other liability—claims-made												
17.3 Excess workers' compensation												
18.1 Products liability – occurrence												
18.2 Products liability – claims-made												
19.1 Private passenger auto no-fault (personal injury protection)												
19.2 Other private passenger auto liability												
19.3 Commercial auto no-fault (personal injury protection)												
19.4 Other commercial auto liability												
21.1 Private passenger auto physical damage												
21.2 Commercial auto physical damage												
22. Aircraft (all perils)												
23. Fidelity												
24. Surety	2,884,679	2,529,876		1,451,965	-	329,504	975,185	-	1,400	10,710	1,391,112	88,040
26. Burglary and theft												
27. Boiler and machinery												
28. Credit												
29. International												
30. Warranty												
31. Reins nonproportional assumed property	XXX	XXX	XXX	XXX	XXX	XXX	XXX	XXX	XXX	XXX	XXX	XXX
32. Reins nonproportional assumed liability	XXX	XXX	XXX	XXX	XXX	XXX	XXX	XXX	XXX	XXX	XXX	XXX
33. Reins nonproportional assumed financial lines	XXX	XXX	XXX	XXX	XXX	XXX	XXX	XXX	XXX	XXX	XXX	XXX
34. Aggregate write-ins for other lines of business												
35. TOTAL (a)	2,884,679	2,529,876		1,451,965	-	329,504	975,185	-	1,400	10,710	1,391,112	88,040
Details of Write-Ins												
3401.												
3402.												
3403.												
3498. Summary of remaining write-ins for Line 34 from overflow page												
3499. Totals (Lines 3401 through 3403 plus 3498) (Line 34 above)												

19 CA

(a) Finance and service charges not included in Lines 1 to 35 \$

(b) For health business on indicated lines report: Number of persons insured under PPO managed care products and number of persons insured under indemnity only products .



EXHIBIT OF PREMIUMS AND LOSSES
BUSINESS IN THE STATE OF COLORADO DURING THE YEAR 2025

NAIC Group Code: 4869

NAIC Company Code: 12750

Line of Business	Gross Premiums, Including Policy and Membership Fees, Less Return Premiums and Premiums on Policies not Taken		3 Dividends Paid or Credited to Policyholders on Direct Business	4 Direct Unearned Premium Reserves	5 Direct Losses Paid (deducting salvage)	6 Direct Losses Incurred	7 Direct Losses Unpaid	8 Direct Defense and Cost Containment Expense Paid	9 Direct Defense and Cost Containment Expense Incurred	10 Direct Defense and Cost Containment Expense Unpaid	11 Commissions and Brokerage Expenses	12 Taxes, Licenses and Fees
	1 Direct Premiums Written	2 Direct Premiums Earned										
1. Fire												
2.1 Allied lines												
2.2 Multiple peril crop												
2.3 Federal flood												
2.4 Private crop												
2.5 Private flood												
3. Farmowners multiple peril												
4. Homeowners multiple peril												
5.1 Commercial multiple peril (non-liability portion)												
5.2 Commercial multiple peril (liability portion)												
6. Mortgage guaranty												
8. Ocean marine												
9.1 Inland marine												
9.2 Pet insurance plans												
10. Financial guaranty												
11.1 Medical professional liability – occurrence												
11.2 Medical professional liability – claims-made												
12. Earthquake												
13.1 Comprehensive (hospital and medical) ind (b)												
13.2 Comprehensive (hospital and medical) group (b)												
14. Credit A&H (group and individual)												
15.1 Vision only (b)												
15.2 Dental only (b)												
15.3 Disability income (b)												
15.4 Medicare supplement (b)												
15.5 Medicaid Title XIX (b)												
15.6 Medicare Title XVIII (b)												
15.7 Long-term care (b)												
15.8 Federal employees health benefits plan (b)												
15.9 Other health (b)												
16. Workers' compensation												
17.1 Other liability—occurrence												
17.2 Other liability—claims-made												
17.3 Excess workers' compensation												
18.1 Products liability – occurrence												
18.2 Products liability – claims-made												
19.1 Private passenger auto no-fault (personal injury protection)												
19.2 Other private passenger auto liability												
19.3 Commercial auto no-fault (personal injury protection)												
19.4 Other commercial auto liability												
21.1 Private passenger auto physical damage												
21.2 Commercial auto physical damage												
22. Aircraft (all perils)												
23. Fidelity												
24. Surety	651,877	627,880		322,430	180,252	199,176	192,086	-	(387)	2,110	333,961	15,548
26. Burglary and theft												
27. Boiler and machinery												
28. Credit												
29. International												
30. Warranty												
31. Reins nonproportional assumed property	XXX	XXX	XXX	XXX	XXX	XXX	XXX	XXX	XXX	XXX	XXX	XXX
32. Reins nonproportional assumed liability	XXX	XXX	XXX	XXX	XXX	XXX	XXX	XXX	XXX	XXX	XXX	XXX
33. Reins nonproportional assumed financial lines	XXX	XXX	XXX	XXX	XXX	XXX	XXX	XXX	XXX	XXX	XXX	XXX
34. Aggregate write-ins for other lines of business												
35. TOTAL (a)	651,877	627,880		322,430	180,252	199,176	192,086	-	(387)	2,110	333,961	15,548
Details of Write-Ins												
3401.												
3402.												
3403.												
3498. Summary of remaining write-ins for Line 34 from overflow page												
3499. Totals (Lines 3401 through 3403 plus 3498) (Line 34 above)												

19 CO

(a) Finance and service charges not included in Lines 1 to 35 \$

(b) For health business on indicated lines report: Number of persons insured under PPO managed care products and number of persons insured under indemnity only products .



EXHIBIT OF PREMIUMS AND LOSSES
BUSINESS IN THE STATE OF CONNECTICUT DURING THE YEAR 2025

NAIC Group Code: 4869

NAIC Company Code: 12750

Line of Business	Gross Premiums, Including Policy and Membership Fees, Less Return Premiums and Premiums on Policies not Taken		3	4	5	6	7	8	9	10	11	12
	1 Direct Premiums Written	2 Direct Premiums Earned	Dividends Paid or Credited to Policyholders on Direct Business	Direct Unearned Premium Reserves	Direct Losses Paid (deducting salvage)	Direct Losses Incurred	Direct Losses Unpaid	Direct Defense and Cost Containment Expense Paid	Direct Defense and Cost Containment Expense Incurred	Direct Defense and Cost Containment Expense Unpaid	Commissions and Brokerage Expenses	Taxes, Licenses and Fees
1. Fire												
2.1 Allied lines												
2.2 Multiple peril crop												
2.3 Federal flood												
2.4 Private crop												
2.5 Private flood												
3. Farmowners multiple peril												
4. Homeowners multiple peril												
5.1 Commercial multiple peril (non-liability portion)												
5.2 Commercial multiple peril (liability portion)												
6. Mortgage guaranty												
8. Ocean marine												
9.1 Inland marine												
9.2 Pet insurance plans												
10. Financial guaranty												
11.1 Medical professional liability – occurrence												
11.2 Medical professional liability – claims-made												
12. Earthquake												
13.1 Comprehensive (hospital and medical) ind (b)												
13.2 Comprehensive (hospital and medical) group (b)												
14. Credit A&H (group and individual)												
15.1 Vision only (b)												
15.2 Dental only (b)												
15.3 Disability income (b)												
15.4 Medicare supplement (b)												
15.5 Medicaid Title XIX (b)												
15.6 Medicare Title XVIII (b)												
15.7 Long-term care (b)												
15.8 Federal employees health benefits plan (b)												
15.9 Other health (b)												
16. Workers' compensation												
17.1 Other liability—occurrence												
17.2 Other liability—claims-made												
17.3 Excess workers' compensation												
18.1 Products liability – occurrence												
18.2 Products liability – claims-made												
19.1 Private passenger auto no-fault (personal injury protection)												
19.2 Other private passenger auto liability												
19.3 Commercial auto no-fault (personal injury protection)												
19.4 Other commercial auto liability												
21.1 Private passenger auto physical damage												
21.2 Commercial auto physical damage												
22. Aircraft (all perils)												
23. Fidelity												
24. Surety	354,426	395,645		172,619	-	(6,119)	120,489	-	(502)	1,323	170,125	115
26. Burglary and theft												
27. Boiler and machinery												
28. Credit												
29. International												
30. Warranty		106		150								
31. Reins nonproportional assumed property	XXX	XXX	XXX	XXX	XXX	XXX	XXX	XXX	XXX	XXX	XXX	XXX
32. Reins nonproportional assumed liability	XXX	XXX	XXX	XXX	XXX	XXX	XXX	XXX	XXX	XXX	XXX	XXX
33. Reins nonproportional assumed financial lines	XXX	XXX	XXX	XXX	XXX	XXX	XXX	XXX	XXX	XXX	XXX	XXX
34. Aggregate write-ins for other lines of business												
35. TOTAL (a)	354,426	395,751		172,769	-	(6,119)	120,489	-	(502)	1,323	170,125	115
Details of Write-Ins												
3401.												
3402.												
3403.												
3498. Summary of remaining write-ins for Line 34 from overflow page												
3499. Totals (Lines 3401 through 3403 plus 3498) (Line 34 above)												

19 CT

(a) Finance and service charges not included in Lines 1 to 35 \$

(b) For health business on indicated lines report: Number of persons insured under PPO managed care products and number of persons insured under indemnity only products .



**EXHIBIT OF PREMIUMS AND LOSSES
BUSINESS IN THE STATE OF DELAWARE DURING THE YEAR 2025**

NAIC Group Code: 4869

NAIC Company Code: 12750

Line of Business	Gross Premiums, Including Policy and Membership Fees, Less Return Premiums and Premiums on Policies not Taken		3 Dividends Paid or Credited to Policyholders on Direct Business	4 Direct Unearned Premium Reserves	5 Direct Losses Paid (deducting salvage)	6 Direct Losses Incurred	7 Direct Losses Unpaid	8 Direct Defense and Cost Containment Expense Paid	9 Direct Defense and Cost Containment Expense Incurred	10 Direct Defense and Cost Containment Expense Unpaid	11 Commissions and Brokerage Expenses	12 Taxes, Licenses and Fees
	1 Direct Premiums Written	2 Direct Premiums Earned										
1. Fire												
2.1 Allied lines												
2.2 Multiple peril crop												
2.3 Federal flood												
2.4 Private crop												
2.5 Private flood												
3. Farmowners multiple peril												
4. Homeowners multiple peril												
5.1 Commercial multiple peril (non-liability portion)												
5.2 Commercial multiple peril (liability portion)												
6. Mortgage guaranty												
8. Ocean marine												
9.1 Inland marine												
9.2 Pet insurance plans												
10. Financial guaranty												
11.1 Medical professional liability – occurrence												
11.2 Medical professional liability – claims-made												
12. Earthquake												
13.1 Comprehensive (hospital and medical) ind (b)												
13.2 Comprehensive (hospital and medical) group (b)												
14. Credit A&H (group and individual)												
15.1 Vision only (b)												
15.2 Dental only (b)												
15.3 Disability income (b)												
15.4 Medicare supplement (b)												
15.5 Medicaid Title XIX (b)												
15.6 Medicare Title XVIII (b)												
15.7 Long-term care (b)												
15.8 Federal employees health benefits plan (b)												
15.9 Other health (b)												
16. Workers' compensation												
17.1 Other liability—occurrence												
17.2 Other liability—claims-made												
17.3 Excess workers' compensation												
18.1 Products liability – occurrence												
18.2 Products liability – claims-made												
19.1 Private passenger auto no-fault (personal injury protection)												
19.2 Other private passenger auto liability												
19.3 Commercial auto no-fault (personal injury protection)												
19.4 Other commercial auto liability												
21.1 Private passenger auto physical damage												
21.2 Commercial auto physical damage												
22. Aircraft (all perils)												
23. Fidelity												
24. Surety	58,956	55,984		26,940	8,754	1,517	20,842	-	(176)	229	24,771	2,572
26. Burglary and theft												
27. Boiler and machinery												
28. Credit												
29. International												
30. Warranty												
31. Reins nonproportional assumed property	XXX	XXX	XXX	XXX	XXX	XXX	XXX	XXX	XXX	XXX	XXX	XXX
32. Reins nonproportional assumed liability	XXX	XXX	XXX	XXX	XXX	XXX	XXX	XXX	XXX	XXX	XXX	XXX
33. Reins nonproportional assumed financial lines	XXX	XXX	XXX	XXX	XXX	XXX	XXX	XXX	XXX	XXX	XXX	XXX
34. Aggregate write-ins for other lines of business												
35. TOTAL (a)	58,956	55,984		26,940	8,754	1,517	20,842	-	(176)	229	24,771	2,572
Details of Write-Ins												
3401.												
3402.												
3403.												
3498. Summary of remaining write-ins for Line 34 from overflow page												
3499. Totals (Lines 3401 through 3403 plus 3498) (Line 34 above)												

19 DE

(a) Finance and service charges not included in Lines 1 to 35 \$

(b) For health business on indicated lines report: Number of persons insured under PPO managed care products and number of persons insured under indemnity only products .



EXHIBIT OF PREMIUMS AND LOSSES
BUSINESS IN THE STATE OF DISTRICT OF COLUMBIA DURING THE YEAR 2025
 NAIC Group Code: 4869 NAIC Company Code: 12750

Line of Business	Gross Premiums, Including Policy and Membership Fees, Less Return Premiums and Premiums on Policies not Taken		3 Dividends Paid or Credited to Policyholders on Direct Business	4 Direct Unearned Premium Reserves	5 Direct Losses Paid (deducting salvage)	6 Direct Losses Incurred	7 Direct Losses Unpaid	8 Direct Defense and Cost Containment Expense Paid	9 Direct Defense and Cost Containment Expense Incurred	10 Direct Defense and Cost Containment Expense Unpaid	11 Commissions and Brokerage Expenses	12 Taxes, Licenses and Fees
	1 Direct Premiums Written	2 Direct Premiums Earned										
1. Fire												
2.1 Allied lines												
2.2 Multiple peril crop												
2.3 Federal flood												
2.4 Private crop												
2.5 Private flood												
3. Farmowners multiple peril												
4. Homeowners multiple peril												
5.1 Commercial multiple peril (non-liability portion)												
5.2 Commercial multiple peril (liability portion)												
6. Mortgage guaranty												
8. Ocean marine												
9.1 Inland marine												
9.2 Pet insurance plans												
10. Financial guaranty												
11.1 Medical professional liability – occurrence												
11.2 Medical professional liability – claims-made												
12. Earthquake												
13.1 Comprehensive (hospital and medical) ind (b)												
13.2 Comprehensive (hospital and medical) group (b)												
14. Credit A&H (group and individual)												
15.1 Vision only (b)												
15.2 Dental only (b)												
15.3 Disability income (b)												
15.4 Medicare supplement (b)												
15.5 Medicaid Title XIX (b)												
15.6 Medicare Title XVIII (b)												
15.7 Long-term care (b)												
15.8 Federal employees health benefits plan (b)												
15.9 Other health (b)												
16. Workers' compensation												
17.1 Other liability—occurrence												
17.2 Other liability—claims-made												
17.3 Excess workers' compensation												
18.1 Products liability – occurrence												
18.2 Products liability – claims-made												
19.1 Private passenger auto no-fault (personal injury protection)												
19.2 Other private passenger auto liability												
19.3 Commercial auto no-fault (personal injury protection)												
19.4 Other commercial auto liability												
21.1 Private passenger auto physical damage												
21.2 Commercial auto physical damage												
22. Aircraft (all perils)												
23. Fidelity												
24. Surety	30,352	22,572		15,261	-	1,654	9,435	-	(9)	104	15,964	2,494
26. Burglary and theft												
27. Boiler and machinery												
28. Credit												
29. International												
30. Warranty												
31. Reins nonproportional assumed property	XXX	XXX	XXX	XXX	XXX	XXX	XXX	XXX	XXX	XXX	XXX	XXX
32. Reins nonproportional assumed liability	XXX	XXX	XXX	XXX	XXX	XXX	XXX	XXX	XXX	XXX	XXX	XXX
33. Reins nonproportional assumed financial lines	XXX	XXX	XXX	XXX	XXX	XXX	XXX	XXX	XXX	XXX	XXX	XXX
34. Aggregate write-ins for other lines of business												
35. TOTAL (a)	30,352	22,572		15,261	-	1,654	9,435	-	(9)	104	15,964	2,494
Details of Write-Ins												
3401.												
3402.												
3403.												
3498. Summary of remaining write-ins for Line 34 from overflow page												
3499. Totals (Lines 3401 through 3403 plus 3498) (Line 34 above)												

19 DC

(a) Finance and service charges not included in Lines 1 to 35 \$
 (b) For health business on indicated lines report: Number of persons insured under PPO managed care products and number of persons insured under indemnity only products .



**EXHIBIT OF PREMIUMS AND LOSSES
BUSINESS IN THE STATE OF FLORIDA DURING THE YEAR 2025**

NAIC Group Code: 4869

NAIC Company Code: 12750

Line of Business	Gross Premiums, Including Policy and Membership Fees, Less Return Premiums and Premiums on Policies not Taken		3 Dividends Paid or Credited to Policyholders on Direct Business	4 Direct Unearned Premium Reserves	5 Direct Losses Paid (deducting salvage)	6 Direct Losses Incurred	7 Direct Losses Unpaid	8 Direct Defense and Cost Containment Expense Paid	9 Direct Defense and Cost Containment Expense Incurred	10 Direct Defense and Cost Containment Expense Unpaid	11 Commissions and Brokerage Expenses	12 Taxes, Licenses and Fees
	1 Direct Premiums Written	2 Direct Premiums Earned										
1. Fire												
2.1 Allied lines												
2.2 Multiple peril crop												
2.3 Federal flood												
2.4 Private crop												
2.5 Private flood												
3. Farmowners multiple peril												
4. Homeowners multiple peril												
5.1 Commercial multiple peril (non-liability portion)												
5.2 Commercial multiple peril (liability portion)												
6. Mortgage guaranty												
8. Ocean marine												
9.1 Inland marine												
9.2 Pet insurance plans												
10. Financial guaranty												
11.1 Medical professional liability – occurrence												
11.2 Medical professional liability – claims-made												
12. Earthquake												
13.1 Comprehensive (hospital and medical) ind (b)												
13.2 Comprehensive (hospital and medical) group (b)												
14. Credit A&H (group and individual)												
15.1 Vision only (b)												
15.2 Dental only (b)												
15.3 Disability income (b)												
15.4 Medicare supplement (b)												
15.5 Medicaid Title XIX (b)												
15.6 Medicare Title XVIII (b)												
15.7 Long-term care (b)												
15.8 Federal employees health benefits plan (b)												
15.9 Other health (b)												
16. Workers' compensation												
17.1 Other liability—occurrence												
17.2 Other liability—claims-made												
17.3 Excess workers' compensation												
18.1 Products liability – occurrence												
18.2 Products liability – claims-made												
19.1 Private passenger auto no-fault (personal injury protection)												
19.2 Other private passenger auto liability												
19.3 Commercial auto no-fault (personal injury protection)												
19.4 Other commercial auto liability												
21.1 Private passenger auto physical damage												
21.2 Commercial auto physical damage												
22. Aircraft (all perils)												
23. Fidelity												
24. Surety	1,251,925	1,279,399		581,711	130,999	156,932	445,307	-	(1,156)	4,891	574,242	46,963
26. Burglary and theft												
27. Boiler and machinery												
28. Credit												
29. International												
30. Warranty		5,096										
31. Reins nonproportional assumed property	XXX	XXX	XXX	XXX	XXX	XXX	XXX	XXX	XXX	XXX	XXX	XXX
32. Reins nonproportional assumed liability	XXX	XXX	XXX	XXX	XXX	XXX	XXX	XXX	XXX	XXX	XXX	XXX
33. Reins nonproportional assumed financial lines	XXX	XXX	XXX	XXX	XXX	XXX	XXX	XXX	XXX	XXX	XXX	XXX
34. Aggregate write-ins for other lines of business												
35. TOTAL (a)	1,251,925	1,284,495		581,711	130,999	156,932	445,307	-	(1,156)	4,891	574,242	46,963
Details of Write-Ins												
3401.												
3402.												
3403.												
3498. Summary of remaining write-ins for Line 34 from overflow page												
3499. Totals (Lines 3401 through 3403 plus 3498) (Line 34 above)												

19 FL

(a) Finance and service charges not included in Lines 1 to 35 \$

(b) For health business on indicated lines report: Number of persons insured under PPO managed care products and number of persons insured under indemnity only products .



**EXHIBIT OF PREMIUMS AND LOSSES
BUSINESS IN THE STATE OF GEORGIA DURING THE YEAR 2025**

NAIC Group Code: 4869

NAIC Company Code: 12750

Line of Business	Gross Premiums, Including Policy and Membership Fees, Less Return Premiums and Premiums on Policies not Taken		3	4	5	6	7	8	9	10	11	12
	1 Direct Premiums Written	2 Direct Premiums Earned	Dividends Paid or Credited to Policyholders on Direct Business	Direct Unearned Premium Reserves	Direct Losses Paid (deducting salvage)	Direct Losses Incurred	Direct Losses Unpaid	Direct Defense and Cost Containment Expense Paid	Direct Defense and Cost Containment Expense Incurred	Direct Defense and Cost Containment Expense Unpaid	Commissions and Brokerage Expenses	Taxes, Licenses and Fees
1. Fire												
2.1 Allied lines												
2.2 Multiple peril crop												
2.3 Federal flood												
2.4 Private crop												
2.5 Private flood												
3. Farmowners multiple peril												
4. Homeowners multiple peril												
5.1 Commercial multiple peril (non-liability portion)												
5.2 Commercial multiple peril (liability portion)												
6. Mortgage guaranty												
8. Ocean marine												
9.1 Inland marine												
9.2 Pet insurance plans												
10. Financial guaranty												
11.1 Medical professional liability – occurrence												
11.2 Medical professional liability – claims-made												
12. Earthquake												
13.1 Comprehensive (hospital and medical) ind (b)												
13.2 Comprehensive (hospital and medical) group (b)												
14. Credit A&H (group and individual)												
15.1 Vision only (b)												
15.2 Dental only (b)												
15.3 Disability income (b)												
15.4 Medicare supplement (b)												
15.5 Medicaid Title XIX (b)												
15.6 Medicare Title XVIII (b)												
15.7 Long-term care (b)												
15.8 Federal employees health benefits plan (b)												
15.9 Other health (b)												
16. Workers' compensation												
17.1 Other liability—occurrence												
17.2 Other liability—claims-made												
17.3 Excess workers' compensation												
18.1 Products liability – occurrence												
18.2 Products liability – claims-made												
19.1 Private passenger auto no-fault (personal injury protection)												
19.2 Other private passenger auto liability												
19.3 Commercial auto no-fault (personal injury protection)												
19.4 Other commercial auto liability												
21.1 Private passenger auto physical damage												
21.2 Commercial auto physical damage												
22. Aircraft (all perils)												
23. Fidelity												
24. Surety	1,901,877	2,042,709		717,835	1,258,908	982,418	763,004	20,455	14,795	7,886	607,798	92,580
26. Burglary and theft												
27. Boiler and machinery												
28. Credit												
29. International												
30. Warranty		1,036		1,870								
31. Reins nonproportional assumed property	XXX	XXX	XXX	XXX	XXX	XXX	XXX	XXX	XXX	XXX	XXX	XXX
32. Reins nonproportional assumed liability	XXX	XXX	XXX	XXX	XXX	XXX	XXX	XXX	XXX	XXX	XXX	XXX
33. Reins nonproportional assumed financial lines	XXX	XXX	XXX	XXX	XXX	XXX	XXX	XXX	XXX	XXX	XXX	XXX
34. Aggregate write-ins for other lines of business												
35. TOTAL (a)	1,901,877	2,043,745		719,705	1,258,908	982,418	763,004	20,455	14,795	7,886	607,798	92,580
Details of Write-Ins												
3401.												
3402.												
3403.												
3498. Summary of remaining write-ins for Line 34 from overflow page												
3499. Totals (Lines 3401 through 3403 plus 3498) (Line 34 above)												

19 GA

(a) Finance and service charges not included in Lines 1 to 35 \$

(b) For health business on indicated lines report: Number of persons insured under PPO managed care products and number of persons insured under indemnity only products .



**EXHIBIT OF PREMIUMS AND LOSSES
BUSINESS IN THE STATE OF HAWAII DURING THE YEAR 2025**

NAIC Group Code: 4869

NAIC Company Code: 12750

Line of Business	Gross Premiums, Including Policy and Membership Fees, Less Return Premiums and Premiums on Policies not Taken		3	4	5	6	7	8	9	10	11	12
	1 Direct Premiums Written	2 Direct Premiums Earned	Dividends Paid or Credited to Policyholders on Direct Business	Direct Unearned Premium Reserves	Direct Losses Paid (deducting salvage)	Direct Losses Incurred	Direct Losses Unpaid	Direct Defense and Cost Containment Expense Paid	Direct Defense and Cost Containment Expense Incurred	Direct Defense and Cost Containment Expense Unpaid	Commissions and Brokerage Expenses	Taxes, Licenses and Fees
1. Fire												
2.1 Allied lines												
2.2 Multiple peril crop												
2.3 Federal flood												
2.4 Private crop												
2.5 Private flood												
3. Farmowners multiple peril												
4. Homeowners multiple peril												
5.1 Commercial multiple peril (non-liability portion)												
5.2 Commercial multiple peril (liability portion)												
6. Mortgage guaranty												
8. Ocean marine												
9.1 Inland marine												
9.2 Pet insurance plans												
10. Financial guaranty												
11.1 Medical professional liability – occurrence												
11.2 Medical professional liability – claims-made												
12. Earthquake												
13.1 Comprehensive (hospital and medical) ind (b)												
13.2 Comprehensive (hospital and medical) group (b)												
14. Credit A&H (group and individual)												
15.1 Vision only (b)												
15.2 Dental only (b)												
15.3 Disability income (b)												
15.4 Medicare supplement (b)												
15.5 Medicaid Title XIX (b)												
15.6 Medicare Title XVIII (b)												
15.7 Long-term care (b)												
15.8 Federal employees health benefits plan (b)												
15.9 Other health (b)												
16. Workers' compensation												
17.1 Other liability—occurrence												
17.2 Other liability—claims-made												
17.3 Excess workers' compensation												
18.1 Products liability – occurrence												
18.2 Products liability – claims-made												
19.1 Private passenger auto no-fault (personal injury protection)												
19.2 Other private passenger auto liability												
19.3 Commercial auto no-fault (personal injury protection)												
19.4 Other commercial auto liability												
21.1 Private passenger auto physical damage												
21.2 Commercial auto physical damage												
22. Aircraft (all perils)												
23. Fidelity												
24. Surety												
26. Burglary and theft												
27. Boiler and machinery												
28. Credit												
29. International												
30. Warranty												
31. Reins nonproportional assumed property	XXX	XXX	XXX	XXX	XXX	XXX	XXX	XXX	XXX	XXX	XXX	XXX
32. Reins nonproportional assumed liability	XXX	XXX	XXX	XXX	XXX	XXX	XXX	XXX	XXX	XXX	XXX	XXX
33. Reins nonproportional assumed financial lines	XXX	XXX	XXX	XXX	XXX	XXX	XXX	XXX	XXX	XXX	XXX	XXX
34. Aggregate write-ins for other lines of business												
35. TOTAL (a)												
Details of Write-Ins												
3401.												
3402.												
3403.												
3498. Summary of remaining write-ins for Line 34 from overflow page												
3499. Totals (Lines 3401 through 3403 plus 3498) (Line 34 above)												

NONE

19 HI

(a) Finance and service charges not included in Lines 1 to 35 \$

(b) For health business on indicated lines report: Number of persons insured under PPO managed care products and number of persons insured under indemnity only products .



**EXHIBIT OF PREMIUMS AND LOSSES
BUSINESS IN THE STATE OF IDAHO DURING THE YEAR 2025**

NAIC Group Code: 4869

NAIC Company Code: 12750

Line of Business	Gross Premiums, Including Policy and Membership Fees, Less Return Premiums and Premiums on Policies not Taken		3	4	5	6	7	8	9	10	11	12
	1 Direct Premiums Written	2 Direct Premiums Earned	Dividends Paid or Credited to Policyholders on Direct Business	Direct Unearned Premium Reserves	Direct Losses Paid (deducting salvage)	Direct Losses Incurred	Direct Losses Unpaid	Direct Defense and Cost Containment Expense Paid	Direct Defense and Cost Containment Expense Incurred	Direct Defense and Cost Containment Expense Unpaid	Commissions and Brokerage Expenses	Taxes, Licenses and Fees
1. Fire												
2.1 Allied lines												
2.2 Multiple peril crop												
2.3 Federal flood												
2.4 Private crop												
2.5 Private flood												
3. Farmowners multiple peril												
4. Homeowners multiple peril												
5.1 Commercial multiple peril (non-liability portion)												
5.2 Commercial multiple peril (liability portion)												
6. Mortgage guaranty												
8. Ocean marine												
9.1 Inland marine												
9.2 Pet insurance plans												
10. Financial guaranty												
11.1 Medical professional liability – occurrence												
11.2 Medical professional liability – claims-made												
12. Earthquake												
13.1 Comprehensive (hospital and medical) ind (b)												
13.2 Comprehensive (hospital and medical) group (b)												
14. Credit A&H (group and individual)												
15.1 Vision only (b)												
15.2 Dental only (b)												
15.3 Disability income (b)												
15.4 Medicare supplement (b)												
15.5 Medicaid Title XIX (b)												
15.6 Medicare Title XVIII (b)												
15.7 Long-term care (b)												
15.8 Federal employees health benefits plan (b)												
15.9 Other health (b)												
16. Workers' compensation												
17.1 Other liability—occurrence												
17.2 Other liability—claims-made												
17.3 Excess workers' compensation												
18.1 Products liability – occurrence												
18.2 Products liability – claims-made												
19.1 Private passenger auto no-fault (personal injury protection)												
19.2 Other private passenger auto liability												
19.3 Commercial auto no-fault (personal injury protection)												
19.4 Other commercial auto liability												
21.1 Private passenger auto physical damage												
21.2 Commercial auto physical damage												
22. Aircraft (all perils)												
23. Fidelity												
24. Surety	16,164	17,709		4,410	-	(442)	4,102	-	(20)	45	9,445	2,748
26. Burglary and theft												
27. Boiler and machinery												
28. Credit												
29. International												
30. Warranty												
31. Reins nonproportional assumed property	XXX	XXX	XXX	XXX	XXX	XXX	XXX	XXX	XXX	XXX	XXX	XXX
32. Reins nonproportional assumed liability	XXX	XXX	XXX	XXX	XXX	XXX	XXX	XXX	XXX	XXX	XXX	XXX
33. Reins nonproportional assumed financial lines	XXX	XXX	XXX	XXX	XXX	XXX	XXX	XXX	XXX	XXX	XXX	XXX
34. Aggregate write-ins for other lines of business												
35. TOTAL (a)	16,164	17,709		4,410	-	(442)	4,102	-	(20)	45	9,445	2,748
Details of Write-Ins												
3401.												
3402.												
3403.												
3498. Summary of remaining write-ins for Line 34 from overflow page												
3499. Totals (Lines 3401 through 3403 plus 3498) (Line 34 above)												

19.ID

(a) Finance and service charges not included in Lines 1 to 35 \$

(b) For health business on indicated lines report: Number of persons insured under PPO managed care products and number of persons insured under indemnity only products .



**EXHIBIT OF PREMIUMS AND LOSSES
BUSINESS IN THE STATE OF ILLINOIS DURING THE YEAR 2025**

NAIC Group Code: 4869

NAIC Company Code: 12750

Line of Business	Gross Premiums, Including Policy and Membership Fees, Less Return Premiums and Premiums on Policies not Taken		3 Dividends Paid or Credited to Policyholders on Direct Business	4 Direct Unearned Premium Reserves	5 Direct Losses Paid (deducting salvage)	6 Direct Losses Incurred	7 Direct Losses Unpaid	8 Direct Defense and Cost Containment Expense Paid	9 Direct Defense and Cost Containment Expense Incurred	10 Direct Defense and Cost Containment Expense Unpaid	11 Commissions and Brokerage Expenses	12 Taxes, Licenses and Fees
	1 Direct Premiums Written	2 Direct Premiums Earned										
1. Fire												
2.1 Allied lines												
2.2 Multiple peril crop												
2.3 Federal flood												
2.4 Private crop												
2.5 Private flood												
3. Farmowners multiple peril												
4. Homeowners multiple peril												
5.1 Commercial multiple peril (non-liability portion)												
5.2 Commercial multiple peril (liability portion)												
6. Mortgage guaranty												
8. Ocean marine												
9.1 Inland marine												
9.2 Pet insurance plans												
10. Financial guaranty												
11.1 Medical professional liability – occurrence												
11.2 Medical professional liability – claims-made												
12. Earthquake												
13.1 Comprehensive (hospital and medical) ind (b)												
13.2 Comprehensive (hospital and medical) group (b)												
14. Credit A&H (group and individual)												
15.1 Vision only (b)												
15.2 Dental only (b)												
15.3 Disability income (b)												
15.4 Medicare supplement (b)												
15.5 Medicaid Title XIX (b)												
15.6 Medicare Title XVIII (b)												
15.7 Long-term care (b)												
15.8 Federal employees health benefits plan (b)												
15.9 Other health (b)												
16. Workers' compensation												
17.1 Other liability—occurrence												
17.2 Other liability—claims-made												
17.3 Excess workers' compensation												
18.1 Products liability – occurrence												
18.2 Products liability – claims-made												
19.1 Private passenger auto no-fault (personal injury protection)												
19.2 Other private passenger auto liability												
19.3 Commercial auto no-fault (personal injury protection)												
19.4 Other commercial auto liability												
21.1 Private passenger auto physical damage												
21.2 Commercial auto physical damage												
22. Aircraft (all perils)												
23. Fidelity												
24. Surety	347,304	439,490		118,175	66,869	23,092	120,357	-	(1,045)	1,322	157,364	23,555
26. Burglary and theft												
27. Boiler and machinery												
28. Credit												
29. International												
30. Warranty		821		1,116								
31. Reins nonproportional assumed property	XXX	XXX	XXX	XXX	XXX	XXX	XXX	XXX	XXX	XXX	XXX	XXX
32. Reins nonproportional assumed liability	XXX	XXX	XXX	XXX	XXX	XXX	XXX	XXX	XXX	XXX	XXX	XXX
33. Reins nonproportional assumed financial lines	XXX	XXX	XXX	XXX	XXX	XXX	XXX	XXX	XXX	XXX	XXX	XXX
34. Aggregate write-ins for other lines of business												
35. TOTAL (a)	347,304	440,311		119,291	66,869	23,092	120,357	-	(1,045)	1,322	157,364	23,555
Details of Write-Ins												
3401.												
3402.												
3403.												
3498. Summary of remaining write-ins for Line 34 from overflow page												
3499. Totals (Lines 3401 through 3403 plus 3498) (Line 34 above)												

19.1L

(a) Finance and service charges not included in Lines 1 to 35 \$

(b) For health business on indicated lines report: Number of persons insured under PPO managed care products and number of persons insured under indemnity only products .



**EXHIBIT OF PREMIUMS AND LOSSES
BUSINESS IN THE STATE OF INDIANA DURING THE YEAR 2025**

NAIC Group Code: 4869

NAIC Company Code: 12750

Line of Business	Gross Premiums, Including Policy and Membership Fees, Less Return Premiums and Premiums on Policies not Taken		3	4	5	6	7	8	9	10	11	12
	1 Direct Premiums Written	2 Direct Premiums Earned	Dividends Paid or Credited to Policyholders on Direct Business	Direct Unearned Premium Reserves	Direct Losses Paid (deducting salvage)	Direct Losses Incurred	Direct Losses Unpaid	Direct Defense and Cost Containment Expense Paid	Direct Defense and Cost Containment Expense Incurred	Direct Defense and Cost Containment Expense Unpaid	Commissions and Brokerage Expenses	Taxes, Licenses and Fees
1. Fire												
2.1 Allied lines												
2.2 Multiple peril crop												
2.3 Federal flood												
2.4 Private crop												
2.5 Private flood												
3. Farmowners multiple peril												
4. Homeowners multiple peril												
5.1 Commercial multiple peril (non-liability portion)												
5.2 Commercial multiple peril (liability portion)												
6. Mortgage guaranty												
8. Ocean marine												
9.1 Inland marine												
9.2 Pet insurance plans												
10. Financial guaranty												
11.1 Medical professional liability – occurrence												
11.2 Medical professional liability – claims-made												
12. Earthquake												
13.1 Comprehensive (hospital and medical) ind (b)												
13.2 Comprehensive (hospital and medical) group (b)												
14. Credit A&H (group and individual)												
15.1 Vision only (b)												
15.2 Dental only (b)												
15.3 Disability income (b)												
15.4 Medicare supplement (b)												
15.5 Medicaid Title XIX (b)												
15.6 Medicare Title XVIII (b)												
15.7 Long-term care (b)												
15.8 Federal employees health benefits plan (b)												
15.9 Other health (b)												
16. Workers' compensation												
17.1 Other liability—occurrence												
17.2 Other liability—claims-made												
17.3 Excess workers' compensation												
18.1 Products liability – occurrence												
18.2 Products liability – claims-made												
19.1 Private passenger auto no-fault (personal injury protection)												
19.2 Other private passenger auto liability												
19.3 Commercial auto no-fault (personal injury protection)												
19.4 Other commercial auto liability												
21.1 Private passenger auto physical damage												
21.2 Commercial auto physical damage												
22. Aircraft (all perils)												
23. Fidelity												
24. Surety	1,298,307	1,505,368		622,125	140,632	13,078	447,519	-	(3,377)	4,915	595,715	20,300
26. Burglary and theft												
27. Boiler and machinery												
28. Credit												
29. International												
30. Warranty		217			2							
31. Reins nonproportional assumed property	XXX	XXX	XXX	XXX	XXX	XXX	XXX	XXX	XXX	XXX	XXX	XXX
32. Reins nonproportional assumed liability	XXX	XXX	XXX	XXX	XXX	XXX	XXX	XXX	XXX	XXX	XXX	XXX
33. Reins nonproportional assumed financial lines	XXX	XXX	XXX	XXX	XXX	XXX	XXX	XXX	XXX	XXX	XXX	XXX
34. Aggregate write-ins for other lines of business												
35. TOTAL (a)	1,298,307	1,505,585		622,127	140,632	13,078	447,519	-	(3,377)	4,915	595,715	20,300
Details of Write-Ins												
3401.												
3402.												
3403.												
3498. Summary of remaining write-ins for Line 34 from overflow page												
3499. Totals (Lines 3401 through 3403 plus 3498) (Line 34 above)												

19 IN

(a) Finance and service charges not included in Lines 1 to 35 \$

(b) For health business on indicated lines report: Number of persons insured under PPO managed care products and number of persons insured under indemnity only products .



**EXHIBIT OF PREMIUMS AND LOSSES
BUSINESS IN THE STATE OF IOWA DURING THE YEAR 2025**

NAIC Group Code: 4869

NAIC Company Code: 12750

Line of Business	Gross Premiums, Including Policy and Membership Fees, Less Return Premiums and Premiums on Policies not Taken		3 Dividends Paid or Credited to Policyholders on Direct Business	4 Direct Unearned Premium Reserves	5 Direct Losses Paid (deducting salvage)	6 Direct Losses Incurred	7 Direct Losses Unpaid	8 Direct Defense and Cost Containment Expense Paid	9 Direct Defense and Cost Containment Expense Incurred	10 Direct Defense and Cost Containment Expense Unpaid	11 Commissions and Brokerage Expenses	12 Taxes, Licenses and Fees
	1 Direct Premiums Written	2 Direct Premiums Earned										
1. Fire												
2.1 Allied lines												
2.2 Multiple peril crop												
2.3 Federal flood												
2.4 Private crop												
2.5 Private flood												
3. Farmowners multiple peril												
4. Homeowners multiple peril												
5.1 Commercial multiple peril (non-liability portion)												
5.2 Commercial multiple peril (liability portion)												
6. Mortgage guaranty												
8. Ocean marine												
9.1 Inland marine												
9.2 Pet insurance plans												
10. Financial guaranty												
11.1 Medical professional liability – occurrence												
11.2 Medical professional liability – claims-made												
12. Earthquake												
13.1 Comprehensive (hospital and medical) ind (b)												
13.2 Comprehensive (hospital and medical) group (b)												
14. Credit A&H (group and individual)												
15.1 Vision only (b)												
15.2 Dental only (b)												
15.3 Disability income (b)												
15.4 Medicare supplement (b)												
15.5 Medicaid Title XIX (b)												
15.6 Medicare Title XVIII (b)												
15.7 Long-term care (b)												
15.8 Federal employees health benefits plan (b)												
15.9 Other health (b)												
16. Workers' compensation												
17.1 Other liability—occurrence												
17.2 Other liability—claims-made												
17.3 Excess workers' compensation												
18.1 Products liability – occurrence												
18.2 Products liability – claims-made												
19.1 Private passenger auto no-fault (personal injury protection)												
19.2 Other private passenger auto liability												
19.3 Commercial auto no-fault (personal injury protection)												
19.4 Other commercial auto liability												
21.1 Private passenger auto physical damage												
21.2 Commercial auto physical damage												
22. Aircraft (all perils)												
23. Fidelity												
24. Surety	111,571	161,640		37,045	68,744	48,104	39,048	-	(432)	429	48,662	1,953
26. Burglary and theft												
27. Boiler and machinery												
28. Credit												
29. International												
30. Warranty												
31. Reins nonproportional assumed property	XXX	XXX	26	XXX	XXX	26	XXX	XXX	XXX	XXX	XXX	XXX
32. Reins nonproportional assumed liability	XXX	XXX		XXX	XXX		XXX	XXX	XXX	XXX	XXX	XXX
33. Reins nonproportional assumed financial lines	XXX	XXX		XXX	XXX		XXX	XXX	XXX	XXX	XXX	XXX
34. Aggregate write-ins for other lines of business												
35. TOTAL (a)	111,571	161,666		37,071	68,744	48,104	39,048	-	(432)	429	48,662	1,953
Details of Write-Ins												
3401.												
3402.												
3403.												
3498. Summary of remaining write-ins for Line 34 from overflow page												
3499. Totals (Lines 3401 through 3403 plus 3498) (Line 34 above)												

19 IA

(a) Finance and service charges not included in Lines 1 to 35 \$

(b) For health business on indicated lines report: Number of persons insured under PPO managed care products and number of persons insured under indemnity only products .



**EXHIBIT OF PREMIUMS AND LOSSES
BUSINESS IN THE STATE OF KANSAS DURING THE YEAR 2025**

NAIC Group Code: 4869

NAIC Company Code: 12750

Line of Business	Gross Premiums, Including Policy and Membership Fees, Less Return Premiums and Premiums on Policies not Taken		3 Dividends Paid or Credited to Policyholders on Direct Business	4 Direct Unearned Premium Reserves	5 Direct Losses Paid (deducting salvage)	6 Direct Losses Incurred	7 Direct Losses Unpaid	8 Direct Defense and Cost Containment Expense Paid	9 Direct Defense and Cost Containment Expense Incurred	10 Direct Defense and Cost Containment Expense Unpaid	11 Commissions and Brokerage Expenses	12 Taxes, Licenses and Fees
	1 Direct Premiums Written	2 Direct Premiums Earned										
1. Fire												
2.1 Allied lines												
2.2 Multiple peril crop												
2.3 Federal flood												
2.4 Private crop												
2.5 Private flood												
3. Farmowners multiple peril												
4. Homeowners multiple peril												
5.1 Commercial multiple peril (non-liability portion)												
5.2 Commercial multiple peril (liability portion)												
6. Mortgage guaranty												
8. Ocean marine												
9.1 Inland marine												
9.2 Pet insurance plans												
10. Financial guaranty												
11.1 Medical professional liability – occurrence												
11.2 Medical professional liability – claims-made												
12. Earthquake												
13.1 Comprehensive (hospital and medical) ind (b)												
13.2 Comprehensive (hospital and medical) group (b)												
14. Credit A&H (group and individual)												
15.1 Vision only (b)												
15.2 Dental only (b)												
15.3 Disability income (b)												
15.4 Medicare supplement (b)												
15.5 Medicaid Title XIX (b)												
15.6 Medicare Title XVIII (b)												
15.7 Long-term care (b)												
15.8 Federal employees health benefits plan (b)												
15.9 Other health (b)												
16. Workers' compensation												
17.1 Other liability—occurrence												
17.2 Other liability—claims-made												
17.3 Excess workers' compensation												
18.1 Products liability – occurrence												
18.2 Products liability – claims-made												
19.1 Private passenger auto no-fault (personal injury protection)												
19.2 Other private passenger auto liability												
19.3 Commercial auto no-fault (personal injury protection)												
19.4 Other commercial auto liability												
21.1 Private passenger auto physical damage												
21.2 Commercial auto physical damage												
22. Aircraft (all perils)												
23. Fidelity												
24. Surety	137,595	154,644		87,544	-	(8,911)	46,411	-	(288)	510	66,479	3,483
26. Burglary and theft												
27. Boiler and machinery												
28. Credit												
29. International												
30. Warranty												
31. Reins nonproportional assumed property	XXX	XXX	XXX	XXX	XXX	XXX	XXX	XXX	XXX	XXX	XXX	XXX
32. Reins nonproportional assumed liability	XXX	XXX	XXX	XXX	XXX	XXX	XXX	XXX	XXX	XXX	XXX	XXX
33. Reins nonproportional assumed financial lines	XXX	XXX	XXX	XXX	XXX	XXX	XXX	XXX	XXX	XXX	XXX	XXX
34. Aggregate write-ins for other lines of business												
35. TOTAL (a)	137,595	154,644		87,544	-	(8,911)	46,411	-	(288)	510	66,479	3,483
Details of Write-Ins												
3401.												
3402.												
3403.												
3498. Summary of remaining write-ins for Line 34 from overflow page												
3499. Totals (Lines 3401 through 3403 plus 3498) (Line 34 above)												

19 KS

(a) Finance and service charges not included in Lines 1 to 35 \$

(b) For health business on indicated lines report: Number of persons insured under PPO managed care products and number of persons insured under indemnity only products .



**EXHIBIT OF PREMIUMS AND LOSSES
BUSINESS IN THE STATE OF KENTUCKY DURING THE YEAR 2025**

NAIC Group Code: 4869

NAIC Company Code: 12750

Line of Business	Gross Premiums, Including Policy and Membership Fees, Less Return Premiums and Premiums on Policies not Taken		3 Dividends Paid or Credited to Policyholders on Direct Business	4 Direct Unearned Premium Reserves	5 Direct Losses Paid (deducting salvage)	6 Direct Losses Incurred	7 Direct Losses Unpaid	8 Direct Defense and Cost Containment Expense Paid	9 Direct Defense and Cost Containment Expense Incurred	10 Direct Defense and Cost Containment Expense Unpaid	11 Commissions and Brokerage Expenses	12 Taxes, Licenses and Fees
	1 Direct Premiums Written	2 Direct Premiums Earned										
1. Fire												
2.1 Allied lines												
2.2 Multiple peril crop												
2.3 Federal flood												
2.4 Private crop												
2.5 Private flood												
3. Farmowners multiple peril												
4. Homeowners multiple peril												
5.1 Commercial multiple peril (non-liability portion)												
5.2 Commercial multiple peril (liability portion)												
6. Mortgage guaranty												
8. Ocean marine												
9.1 Inland marine												
9.2 Pet insurance plans												
10. Financial guaranty												
11.1 Medical professional liability – occurrence												
11.2 Medical professional liability – claims-made												
12. Earthquake												
13.1 Comprehensive (hospital and medical) ind (b)												
13.2 Comprehensive (hospital and medical) group (b)												
14. Credit A&H (group and individual)												
15.1 Vision only (b)												
15.2 Dental only (b)												
15.3 Disability income (b)												
15.4 Medicare supplement (b)												
15.5 Medicaid Title XIX (b)												
15.6 Medicare Title XVIII (b)												
15.7 Long-term care (b)												
15.8 Federal employees health benefits plan (b)												
15.9 Other health (b)												
16. Workers' compensation					133,200	72,748	1,466,909	770				
17.1 Other liability—occurrence												
17.2 Other liability—claims-made												
17.3 Excess workers' compensation												
18.1 Products liability – occurrence												
18.2 Products liability – claims-made												
19.1 Private passenger auto no-fault (personal injury protection)												
19.2 Other private passenger auto liability												
19.3 Commercial auto no-fault (personal injury protection)												
19.4 Other commercial auto liability												
21.1 Private passenger auto physical damage												
21.2 Commercial auto physical damage												
22. Aircraft (all perils)												
23. Fidelity												
24. Surety	966,006	1,219,602		471,152	-	(132,937)	329,502	-	(3,049)	3,619	459,328	17,451
26. Burglary and theft												
27. Boiler and machinery												
28. Credit												
29. International												
30. Warranty		2,280		1,403								
31. Reins nonproportional assumed property	XXX	XXX	XXX	XXX	XXX	XXX	XXX	XXX	XXX	XXX	XXX	XXX
32. Reins nonproportional assumed liability	XXX	XXX	XXX	XXX	XXX	XXX	XXX	XXX	XXX	XXX	XXX	XXX
33. Reins nonproportional assumed financial lines	XXX	XXX	XXX	XXX	XXX	XXX	XXX	XXX	XXX	XXX	XXX	XXX
34. Aggregate write-ins for other lines of business												
35. TOTAL (a)	966,006	1,221,882		472,555	133,200	(60,189)	1,796,411	770	(3,049)	3,619	459,328	17,451
Details of Write-Ins												
3401.												
3402.												
3403.												
3498. Summary of remaining write-ins for Line 34 from overflow page												
3499. Totals (Lines 3401 through 3403 plus 3498) (Line 34 above)												

19 KY

(a) Finance and service charges not included in Lines 1 to 35 \$

(b) For health business on indicated lines report: Number of persons insured under PPO managed care products and number of persons insured under indemnity only products .



**EXHIBIT OF PREMIUMS AND LOSSES
BUSINESS IN THE STATE OF LOUISIANA DURING THE YEAR 2025**

NAIC Group Code: 4869

NAIC Company Code: 12750

Line of Business	Gross Premiums, Including Policy and Membership Fees, Less Return Premiums and Premiums on Policies not Taken		3	4	5	6	7	8	9	10	11	12
	1 Direct Premiums Written	2 Direct Premiums Earned	Dividends Paid or Credited to Policyholders on Direct Business	Direct Unearned Premium Reserves	Direct Losses Paid (deducting salvage)	Direct Losses Incurred	Direct Losses Unpaid	Direct Defense and Cost Containment Expense Paid	Direct Defense and Cost Containment Expense Incurred	Direct Defense and Cost Containment Expense Unpaid	Commissions and Brokerage Expenses	Taxes, Licenses and Fees
1. Fire												
2.1 Allied lines												
2.2 Multiple peril crop												
2.3 Federal flood												
2.4 Private crop												
2.5 Private flood												
3. Farmowners multiple peril												
4. Homeowners multiple peril												
5.1 Commercial multiple peril (non-liability portion)												
5.2 Commercial multiple peril (liability portion)												
6. Mortgage guaranty												
8. Ocean marine												
9.1 Inland marine												
9.2 Pet insurance plans												
10. Financial guaranty												
11.1 Medical professional liability – occurrence												
11.2 Medical professional liability – claims-made												
12. Earthquake												
13.1 Comprehensive (hospital and medical) ind (b)												
13.2 Comprehensive (hospital and medical) group (b)												
14. Credit A&H (group and individual)												
15.1 Vision only (b)												
15.2 Dental only (b)												
15.3 Disability income (b)												
15.4 Medicare supplement (b)												
15.5 Medicaid Title XIX (b)												
15.6 Medicare Title XVIII (b)												
15.7 Long-term care (b)												
15.8 Federal employees health benefits plan (b)												
15.9 Other health (b)												
16. Workers' compensation												
17.1 Other liability—occurrence												
17.2 Other liability—claims-made												
17.3 Excess workers' compensation												
18.1 Products liability – occurrence												
18.2 Products liability – claims-made												
19.1 Private passenger auto no-fault (personal injury protection)												
19.2 Other private passenger auto liability												
19.3 Commercial auto no-fault (personal injury protection)												
19.4 Other commercial auto liability												
21.1 Private passenger auto physical damage												
21.2 Commercial auto physical damage												
22. Aircraft (all perils)												
23. Fidelity												
24. Surety	1,705,194	1,699,818		698,984	4,734,449	2,512,853	1,504,210	47,482	68	6,306	819,832	86,688
26. Burglary and theft												
27. Boiler and machinery												
28. Credit												
29. International												
30. Warranty		166										
31. Reins nonproportional assumed property	XXX	XXX	XXX	XXX	XXX	XXX	XXX	XXX	XXX	XXX	XXX	XXX
32. Reins nonproportional assumed liability	XXX	XXX	XXX	XXX	XXX	XXX	XXX	XXX	XXX	XXX	XXX	XXX
33. Reins nonproportional assumed financial lines	XXX	XXX	XXX	XXX	XXX	XXX	XXX	XXX	XXX	XXX	XXX	XXX
34. Aggregate write-ins for other lines of business												
35. TOTAL (a)	1,705,194	1,699,818		698,984	4,734,449	2,512,853	1,504,210	47,482	68	6,306	819,832	86,688
Details of Write-Ins												
3401.												
3402.												
3403.												
3498. Summary of remaining write-ins for Line 34 from overflow page												
3499. Totals (Lines 3401 through 3403 plus 3498) (Line 34 above)												

19 LA

(a) Finance and service charges not included in Lines 1 to 35 \$

(b) For health business on indicated lines report: Number of persons insured under PPO managed care products and number of persons insured under indemnity only products .



**EXHIBIT OF PREMIUMS AND LOSSES
BUSINESS IN THE STATE OF MAINE DURING THE YEAR 2025**

NAIC Group Code: 4869

NAIC Company Code: 12750

Line of Business	Gross Premiums, Including Policy and Membership Fees, Less Return Premiums and Premiums on Policies not Taken		3 Dividends Paid or Credited to Policyholders on Direct Business	4 Direct Unearned Premium Reserves	5 Direct Losses Paid (deducting salvage)	6 Direct Losses Incurred	7 Direct Losses Unpaid	8 Direct Defense and Cost Containment Expense Paid	9 Direct Defense and Cost Containment Expense Incurred	10 Direct Defense and Cost Containment Expense Unpaid	11 Commissions and Brokerage Expenses	12 Taxes, Licenses and Fees
	1 Direct Premiums Written	2 Direct Premiums Earned										
1. Fire												
2.1 Allied lines												
2.2 Multiple peril crop												
2.3 Federal flood												
2.4 Private crop												
2.5 Private flood												
3. Farmowners multiple peril												
4. Homeowners multiple peril												
5.1 Commercial multiple peril (non-liability portion)												
5.2 Commercial multiple peril (liability portion)												
6. Mortgage guaranty												
8. Ocean marine												
9.1 Inland marine												
9.2 Pet insurance plans												
10. Financial guaranty												
11.1 Medical professional liability – occurrence												
11.2 Medical professional liability – claims-made												
12. Earthquake												
13.1 Comprehensive (hospital and medical) ind (b)												
13.2 Comprehensive (hospital and medical) group (b)												
14. Credit A&H (group and individual)												
15.1 Vision only (b)												
15.2 Dental only (b)												
15.3 Disability income (b)												
15.4 Medicare supplement (b)												
15.5 Medicaid Title XIX (b)												
15.6 Medicare Title XVIII (b)												
15.7 Long-term care (b)												
15.8 Federal employees health benefits plan (b)												
15.9 Other health (b)												
16. Workers' compensation												
17.1 Other liability—occurrence												
17.2 Other liability—claims-made												
17.3 Excess workers' compensation												
18.1 Products liability – occurrence												
18.2 Products liability – claims-made												
19.1 Private passenger auto no-fault (personal injury protection)												
19.2 Other private passenger auto liability												
19.3 Commercial auto no-fault (personal injury protection)												
19.4 Other commercial auto liability												
21.1 Private passenger auto physical damage												
21.2 Commercial auto physical damage												
22. Aircraft (all perils)												
23. Fidelity												
24. Surety	578,188	627,383		326,174	-	(11,872)	196,531	-	(846)	2,158	277,530	12,669
26. Burglary and theft												
27. Boiler and machinery												
28. Credit												
29. International												
30. Warranty												
31. Reins nonproportional assumed property	XXX	XXX	XXX	XXX	XXX	XXX	XXX	XXX	XXX	XXX	XXX	XXX
32. Reins nonproportional assumed liability	XXX	XXX	XXX	XXX	XXX	XXX	XXX	XXX	XXX	XXX	XXX	XXX
33. Reins nonproportional assumed financial lines	XXX	XXX	XXX	XXX	XXX	XXX	XXX	XXX	XXX	XXX	XXX	XXX
34. Aggregate write-ins for other lines of business												
35. TOTAL (a)	578,188	627,383		326,174	-	(11,872)	196,531	-	(846)	2,158	277,530	12,669
Details of Write-Ins												
3401.												
3402.												
3403.												
3498. Summary of remaining write-ins for Line 34 from overflow page												
3499. Totals (Lines 3401 through 3403 plus 3498) (Line 34 above)												

19. ME

(a) Finance and service charges not included in Lines 1 to 35 \$

(b) For health business on indicated lines report: Number of persons insured under PPO managed care products and number of persons insured under indemnity only products .



**EXHIBIT OF PREMIUMS AND LOSSES
BUSINESS IN THE STATE OF MARYLAND DURING THE YEAR 2025**

NAIC Group Code: 4869

NAIC Company Code: 12750

Line of Business	Gross Premiums, Including Policy and Membership Fees, Less Return Premiums and Premiums on Policies not Taken		3 Dividends Paid or Credited to Policyholders on Direct Business	4 Direct Unearned Premium Reserves	5 Direct Losses Paid (deducting salvage)	6 Direct Losses Incurred	7 Direct Losses Unpaid	8 Direct Defense and Cost Containment Expense Paid	9 Direct Defense and Cost Containment Expense Incurred	10 Direct Defense and Cost Containment Expense Unpaid	11 Commissions and Brokerage Expenses	12 Taxes, Licenses and Fees
	1 Direct Premiums Written	2 Direct Premiums Earned										
1. Fire												
2.1 Allied lines												
2.2 Multiple peril crop												
2.3 Federal flood												
2.4 Private crop												
2.5 Private flood												
3. Farmowners multiple peril												
4. Homeowners multiple peril												
5.1 Commercial multiple peril (non-liability portion)												
5.2 Commercial multiple peril (liability portion)												
6. Mortgage guaranty												
8. Ocean marine												
9.1 Inland marine												
9.2 Pet insurance plans												
10. Financial guaranty												
11.1 Medical professional liability – occurrence												
11.2 Medical professional liability – claims-made												
12. Earthquake												
13.1 Comprehensive (hospital and medical) ind (b)												
13.2 Comprehensive (hospital and medical) group (b)												
14. Credit A&H (group and individual)												
15.1 Vision only (b)												
15.2 Dental only (b)												
15.3 Disability income (b)												
15.4 Medicare supplement (b)												
15.5 Medicaid Title XIX (b)												
15.6 Medicare Title XVIII (b)												
15.7 Long-term care (b)												
15.8 Federal employees health benefits plan (b)												
15.9 Other health (b)												
16. Workers' compensation												
17.1 Other liability—occurrence												
17.2 Other liability—claims-made												
17.3 Excess workers' compensation												
18.1 Products liability – occurrence												
18.2 Products liability – claims-made												
19.1 Private passenger auto no-fault (personal injury protection)												
19.2 Other private passenger auto liability												
19.3 Commercial auto no-fault (personal injury protection)												
19.4 Other commercial auto liability												
21.1 Private passenger auto physical damage												
21.2 Commercial auto physical damage												
22. Aircraft (all perils)												
23. Fidelity												
24. Surety	297,950	308,421		119,841	64,500	83,847	115,817	13,434	13,315	1,272	143,016	8,390
26. Burglary and theft												
27. Boiler and machinery												
28. Credit												
29. International												
30. Warranty												
31. Reins nonproportional assumed property	XXX	XXX	XXX	XXX	XXX	XXX	XXX	XXX	XXX	XXX	XXX	XXX
32. Reins nonproportional assumed liability	XXX	XXX	XXX	XXX	XXX	XXX	XXX	XXX	XXX	XXX	XXX	XXX
33. Reins nonproportional assumed financial lines	XXX	XXX	XXX	XXX	XXX	XXX	XXX	XXX	XXX	XXX	XXX	XXX
34. Aggregate write-ins for other lines of business												
35. TOTAL (a)	297,950	308,421		119,841	64,500	83,847	115,817	13,434	13,315	1,272	143,016	8,390
Details of Write-Ins												
3401.												
3402.												
3403.												
3498. Summary of remaining write-ins for Line 34 from overflow page												
3499. Totals (Lines 3401 through 3403 plus 3498) (Line 34 above)												

19. MD

(a) Finance and service charges not included in Lines 1 to 35 \$

(b) For health business on indicated lines report: Number of persons insured under PPO managed care products and number of persons insured under indemnity only products .



EXHIBIT OF PREMIUMS AND LOSSES
BUSINESS IN THE STATE OF MASSACHUSETTS DURING THE YEAR 2025
 NAIC Group Code: 4869 NAIC Company Code: 12750

Line of Business	Gross Premiums, Including Policy and Membership Fees, Less Return Premiums and Premiums on Policies not Taken		3 Dividends Paid or Credited to Policyholders on Direct Business	4 Direct Unearned Premium Reserves	5 Direct Losses Paid (deducting salvage)	6 Direct Losses Incurred	7 Direct Losses Unpaid	8 Direct Defense and Cost Containment Expense Paid	9 Direct Defense and Cost Containment Expense Incurred	10 Direct Defense and Cost Containment Expense Unpaid	11 Commissions and Brokerage Expenses	12 Taxes, Licenses and Fees
	1 Direct Premiums Written	2 Direct Premiums Earned										
1. Fire												
2.1 Allied lines												
2.2 Multiple peril crop												
2.3 Federal flood												
2.4 Private crop												
2.5 Private flood												
3. Farmowners multiple peril												
4. Homeowners multiple peril												
5.1 Commercial multiple peril (non-liability portion)												
5.2 Commercial multiple peril (liability portion)												
6. Mortgage guaranty												
8. Ocean marine												
9.1 Inland marine												
9.2 Pet insurance plans												
10. Financial guaranty												
11.1 Medical professional liability – occurrence												
11.2 Medical professional liability – claims-made												
12. Earthquake												
13.1 Comprehensive (hospital and medical) ind (b)												
13.2 Comprehensive (hospital and medical) group (b)												
14. Credit A&H (group and individual)												
15.1 Vision only (b)												
15.2 Dental only (b)												
15.3 Disability income (b)												
15.4 Medicare supplement (b)												
15.5 Medicaid Title XIX (b)												
15.6 Medicare Title XVIII (b)												
15.7 Long-term care (b)												
15.8 Federal employees health benefits plan (b)												
15.9 Other health (b)												
16. Workers' compensation												
17.1 Other liability—occurrence												
17.2 Other liability—claims-made												
17.3 Excess workers' compensation												
18.1 Products liability – occurrence												
18.2 Products liability – claims-made												
19.1 Private passenger auto no-fault (personal injury protection)												
19.2 Other private passenger auto liability												
19.3 Commercial auto no-fault (personal injury protection)												
19.4 Other commercial auto liability												
21.1 Private passenger auto physical damage												
21.2 Commercial auto physical damage												
22. Aircraft (all perils)												
23. Fidelity												
24. Surety	1,489,087	1,405,424		668,126	-	129,630	493,731	-	173	5,422	708,185	47,250
26. Burglary and theft												
27. Boiler and machinery												
28. Credit												
29. International												
30. Warranty												
31. Reins nonproportional assumed property	XXX	XXX	XXX	XXX	XXX	XXX	XXX	XXX	XXX	XXX	XXX	XXX
32. Reins nonproportional assumed liability	XXX	XXX	XXX	XXX	XXX	XXX	XXX	XXX	XXX	XXX	XXX	XXX
33. Reins nonproportional assumed financial lines	XXX	XXX	XXX	XXX	XXX	XXX	XXX	XXX	XXX	XXX	XXX	XXX
34. Aggregate write-ins for other lines of business												
35. TOTAL (a)	1,489,087	1,405,424		668,126	-	129,630	493,731	-	173	5,422	708,185	47,250
Details of Write-Ins												
3401.												
3402.												
3403.												
3498. Summary of remaining write-ins for Line 34 from overflow page												
3499. Totals (Lines 3401 through 3403 plus 3498) (Line 34 above)												

19.MA

(a) Finance and service charges not included in Lines 1 to 35 \$
 (b) For health business on indicated lines report: Number of persons insured under PPO managed care products and number of persons insured under indemnity only products .



**EXHIBIT OF PREMIUMS AND LOSSES
BUSINESS IN THE STATE OF MICHIGAN DURING THE YEAR 2025**

NAIC Group Code: 4869

NAIC Company Code: 12750

Line of Business	Gross Premiums, Including Policy and Membership Fees, Less Return Premiums and Premiums on Policies not Taken		3	4	5	6	7	8	9	10	11	12
	1 Direct Premiums Written	2 Direct Premiums Earned	Dividends Paid or Credited to Policyholders on Direct Business	Direct Unearned Premium Reserves	Direct Losses Paid (deducting salvage)	Direct Losses Incurred	Direct Losses Unpaid	Direct Defense and Cost Containment Expense Paid	Direct Defense and Cost Containment Expense Incurred	Direct Defense and Cost Containment Expense Unpaid	Commissions and Brokerage Expenses	Taxes, Licenses and Fees
1. Fire												
2.1 Allied lines												
2.2 Multiple peril crop												
2.3 Federal flood												
2.4 Private crop												
2.5 Private flood												
3. Farmowners multiple peril												
4. Homeowners multiple peril												
5.1 Commercial multiple peril (non-liability portion)												
5.2 Commercial multiple peril (liability portion)												
6. Mortgage guaranty												
8. Ocean marine												
9.1 Inland marine												
9.2 Pet insurance plans												
10. Financial guaranty												
11.1 Medical professional liability – occurrence												
11.2 Medical professional liability – claims-made												
12. Earthquake												
13.1 Comprehensive (hospital and medical) ind (b)												
13.2 Comprehensive (hospital and medical) group (b)												
14. Credit A&H (group and individual)												
15.1 Vision only (b)												
15.2 Dental only (b)												
15.3 Disability income (b)												
15.4 Medicare supplement (b)												
15.5 Medicaid Title XIX (b)												
15.6 Medicare Title XVIII (b)												
15.7 Long-term care (b)												
15.8 Federal employees health benefits plan (b)												
15.9 Other health (b)												
16. Workers' compensation												
17.1 Other liability—occurrence												
17.2 Other liability—claims-made												
17.3 Excess workers' compensation												
18.1 Products liability – occurrence												
18.2 Products liability – claims-made												
19.1 Private passenger auto no-fault (personal injury protection)												
19.2 Other private passenger auto liability												
19.3 Commercial auto no-fault (personal injury protection)												
19.4 Other commercial auto liability												
21.1 Private passenger auto physical damage												
21.2 Commercial auto physical damage												
22. Aircraft (all perils)												
23. Fidelity												
24. Surety	2,834,212	2,930,418		1,110,568	48,280	156,220	968,342	-	(1,771)	10,635	1,338,791	41,666
26. Burglary and theft												
27. Boiler and machinery												
28. Credit												
29. International												
30. Warranty												
31. Reins nonproportional assumed property	XXX	XXX	XXX	XXX	XXX	XXX	XXX	XXX	XXX	XXX	XXX	XXX
32. Reins nonproportional assumed liability	XXX	XXX	XXX	XXX	XXX	XXX	XXX	XXX	XXX	XXX	XXX	XXX
33. Reins nonproportional assumed financial lines	XXX	XXX	XXX	XXX	XXX	XXX	XXX	XXX	XXX	XXX	XXX	XXX
34. Aggregate write-ins for other lines of business												
35. TOTAL (a)	2,834,212	2,930,418		1,110,568	48,280	156,220	968,342	-	(1,771)	10,635	1,338,791	41,666
Details of Write-Ins												
3401.												
3402.												
3403.												
3498. Summary of remaining write-ins for Line 34 from overflow page												
3499. Totals (Lines 3401 through 3403 plus 3498) (Line 34 above)												

19 MI

(a) Finance and service charges not included in Lines 1 to 35 \$

(b) For health business on indicated lines report: Number of persons insured under PPO managed care products and number of persons insured under indemnity only products .



**EXHIBIT OF PREMIUMS AND LOSSES
BUSINESS IN THE STATE OF MINNESOTA DURING THE YEAR 2025**

NAIC Group Code: 4869

NAIC Company Code: 12750

Line of Business	Gross Premiums, Including Policy and Membership Fees, Less Return Premiums and Premiums on Policies not Taken		3 Dividends Paid or Credited to Policyholders on Direct Business	4 Direct Unearned Premium Reserves	5 Direct Losses Paid (deducting salvage)	6 Direct Losses Incurred	7 Direct Losses Unpaid	8 Direct Defense and Cost Containment Expense Paid	9 Direct Defense and Cost Containment Expense Incurred	10 Direct Defense and Cost Containment Expense Unpaid	11 Commissions and Brokerage Expenses	12 Taxes, Licenses and Fees
	1 Direct Premiums Written	2 Direct Premiums Earned										
1. Fire												
2.1 Allied lines												
2.2 Multiple peril crop												
2.3 Federal flood												
2.4 Private crop												
2.5 Private flood												
3. Farmowners multiple peril												
4. Homeowners multiple peril												
5.1 Commercial multiple peril (non-liability portion)												
5.2 Commercial multiple peril (liability portion)												
6. Mortgage guaranty												
8. Ocean marine												
9.1 Inland marine												
9.2 Pet insurance plans												
10. Financial guaranty												
11.1 Medical professional liability – occurrence												
11.2 Medical professional liability – claims-made												
12. Earthquake												
13.1 Comprehensive (hospital and medical) ind (b)												
13.2 Comprehensive (hospital and medical) group (b)												
14. Credit A&H (group and individual)												
15.1 Vision only (b)												
15.2 Dental only (b)												
15.3 Disability income (b)												
15.4 Medicare supplement (b)												
15.5 Medicaid Title XIX (b)												
15.6 Medicare Title XVIII (b)												
15.7 Long-term care (b)												
15.8 Federal employees health benefits plan (b)												
15.9 Other health (b)												
16. Workers' compensation												
17.1 Other liability—occurrence												
17.2 Other liability—claims-made												
17.3 Excess workers' compensation												
18.1 Products liability – occurrence												
18.2 Products liability – claims-made												
19.1 Private passenger auto no-fault (personal injury protection)												
19.2 Other private passenger auto liability												
19.3 Commercial auto no-fault (personal injury protection)												
19.4 Other commercial auto liability												
21.1 Private passenger auto physical damage												
21.2 Commercial auto physical damage												
22. Aircraft (all perils)												
23. Fidelity												
24. Surety	251,214	181,279		124,425	21,107	60,293	88,495	-	261	972	106,856	8,058
26. Burglary and theft												
27. Boiler and machinery												
28. Credit												
29. International												
30. Warranty			25		29							
31. Reins nonproportional assumed property	XXX	XXX	XXX	XXX	XXX	XXX	XXX	XXX	XXX	XXX	XXX	XXX
32. Reins nonproportional assumed liability	XXX	XXX	XXX	XXX	XXX	XXX	XXX	XXX	XXX	XXX	XXX	XXX
33. Reins nonproportional assumed financial lines	XXX	XXX	XXX	XXX	XXX	XXX	XXX	XXX	XXX	XXX	XXX	XXX
34. Aggregate write-ins for other lines of business												
35. TOTAL (a)	251,214	181,304		124,454	21,107	60,293	88,495	-	261	972	106,856	8,058
Details of Write-Ins												
3401.												
3402.												
3403.												
3498. Summary of remaining write-ins for Line 34 from overflow page												
3499. Totals (Lines 3401 through 3403 plus 3498) (Line 34 above)												

19.MN

(a) Finance and service charges not included in Lines 1 to 35 \$

(b) For health business on indicated lines report: Number of persons insured under PPO managed care products and number of persons insured under indemnity only products .



**EXHIBIT OF PREMIUMS AND LOSSES
BUSINESS IN THE STATE OF MISSISSIPPI DURING THE YEAR 2025**

NAIC Group Code: 4869

NAIC Company Code: 12750

Line of Business	Gross Premiums, Including Policy and Membership Fees, Less Return Premiums and Premiums on Policies not Taken		3	4	5	6	7	8	9	10	11	12
	1 Direct Premiums Written	2 Direct Premiums Earned	Dividends Paid or Credited to Policyholders on Direct Business	Direct Unearned Premium Reserves	Direct Losses Paid (deducting salvage)	Direct Losses Incurred	Direct Losses Unpaid	Direct Defense and Cost Containment Expense Paid	Direct Defense and Cost Containment Expense Incurred	Direct Defense and Cost Containment Expense Unpaid	Commissions and Brokerage Expenses	Taxes, Licenses and Fees
1. Fire												
2.1 Allied lines												
2.2 Multiple peril crop												
2.3 Federal flood												
2.4 Private crop												
2.5 Private flood												
3. Farmowners multiple peril												
4. Homeowners multiple peril												
5.1 Commercial multiple peril (non-liability portion)												
5.2 Commercial multiple peril (liability portion)												
6. Mortgage guaranty												
8. Ocean marine												
9.1 Inland marine												
9.2 Pet insurance plans												
10. Financial guaranty												
11.1 Medical professional liability – occurrence												
11.2 Medical professional liability – claims-made												
12. Earthquake												
13.1 Comprehensive (hospital and medical) ind (b)												
13.2 Comprehensive (hospital and medical) group (b)												
14. Credit A&H (group and individual)												
15.1 Vision only (b)												
15.2 Dental only (b)												
15.3 Disability income (b)												
15.4 Medicare supplement (b)												
15.5 Medicaid Title XIX (b)												
15.6 Medicare Title XVIII (b)												
15.7 Long-term care (b)												
15.8 Federal employees health benefits plan (b)												
15.9 Other health (b)												
16. Workers' compensation												
17.1 Other liability—occurrence												
17.2 Other liability—claims-made												
17.3 Excess workers' compensation												
18.1 Products liability – occurrence												
18.2 Products liability – claims-made												
19.1 Private passenger auto no-fault (personal injury protection)												
19.2 Other private passenger auto liability												
19.3 Commercial auto no-fault (personal injury protection)												
19.4 Other commercial auto liability												
21.1 Private passenger auto physical damage												
21.2 Commercial auto physical damage												
22. Aircraft (all perils)												
23. Fidelity												
24. Surety	635,213	669,293		187,637	103,851	156,746	325,414	20,954	20,942	2,476	270,790	23,086
26. Burglary and theft												
27. Boiler and machinery												
28. Credit												
29. International												
30. Warranty			13		31							
31. Reins nonproportional assumed property	XXX	XXX	XXX	XXX	XXX	XXX	XXX	XXX	XXX	XXX	XXX	XXX
32. Reins nonproportional assumed liability	XXX	XXX	XXX	XXX	XXX	XXX	XXX	XXX	XXX	XXX	XXX	XXX
33. Reins nonproportional assumed financial lines	XXX	XXX	XXX	XXX	XXX	XXX	XXX	XXX	XXX	XXX	XXX	XXX
34. Aggregate write-ins for other lines of business												
35. TOTAL (a)	635,213	669,306		187,668	103,851	156,746	325,414	20,954	20,942	2,476	270,790	23,086
Details of Write-Ins												
3401.												
3402.												
3403.												
3498. Summary of remaining write-ins for Line 34 from overflow page												
3499. Totals (Lines 3401 through 3403 plus 3498) (Line 34 above)												

19.MS

(a) Finance and service charges not included in Lines 1 to 35 \$

(b) For health business on indicated lines report: Number of persons insured under PPO managed care products and number of persons insured under indemnity only products .



**EXHIBIT OF PREMIUMS AND LOSSES
BUSINESS IN THE STATE OF MISSOURI DURING THE YEAR 2025**

NAIC Group Code: 4869

NAIC Company Code: 12750

Line of Business	Gross Premiums, Including Policy and Membership Fees, Less Return Premiums and Premiums on Policies not Taken		3 Dividends Paid or Credited to Policyholders on Direct Business	4 Direct Unearned Premium Reserves	5 Direct Losses Paid (deducting salvage)	6 Direct Losses Incurred	7 Direct Losses Unpaid	8 Direct Defense and Cost Containment Expense Paid	9 Direct Defense and Cost Containment Expense Incurred	10 Direct Defense and Cost Containment Expense Unpaid	11 Commissions and Brokerage Expenses	12 Taxes, Licenses and Fees
	1 Direct Premiums Written	2 Direct Premiums Earned										
1. Fire												
2.1 Allied lines												
2.2 Multiple peril crop												
2.3 Federal flood												
2.4 Private crop												
2.5 Private flood												
3. Farmowners multiple peril												
4. Homeowners multiple peril												
5.1 Commercial multiple peril (non-liability portion)												
5.2 Commercial multiple peril (liability portion)												
6. Mortgage guaranty												
8. Ocean marine												
9.1 Inland marine												
9.2 Pet insurance plans												
10. Financial guaranty												
11.1 Medical professional liability – occurrence												
11.2 Medical professional liability – claims-made												
12. Earthquake												
13.1 Comprehensive (hospital and medical) ind (b)												
13.2 Comprehensive (hospital and medical) group (b)												
14. Credit A&H (group and individual)												
15.1 Vision only (b)												
15.2 Dental only (b)												
15.3 Disability income (b)												
15.4 Medicare supplement (b)												
15.5 Medicaid Title XIX (b)												
15.6 Medicare Title XVIII (b)												
15.7 Long-term care (b)												
15.8 Federal employees health benefits plan (b)												
15.9 Other health (b)												
16. Workers' compensation					62,489	(37,491)	72,413					
17.1 Other liability—occurrence												
17.2 Other liability—claims-made												
17.3 Excess workers' compensation												
18.1 Products liability – occurrence												
18.2 Products liability – claims-made												
19.1 Private passenger auto no-fault (personal injury protection)												
19.2 Other private passenger auto liability												
19.3 Commercial auto no-fault (personal injury protection)												
19.4 Other commercial auto liability												
21.1 Private passenger auto physical damage												
21.2 Commercial auto physical damage												
22. Aircraft (all perils)												
23. Fidelity												
24. Surety	425,207	455,326		144,569	10,594	9,160	145,241	-	(520)	1,595	201,135	14,573
26. Burglary and theft												
27. Boiler and machinery												
28. Credit												
29. International												
30. Warranty		855		1,936								
31. Reins nonproportional assumed property	XXX	XXX	XXX	XXX	XXX	XXX	XXX	XXX	XXX	XXX	XXX	XXX
32. Reins nonproportional assumed liability	XXX	XXX	XXX	XXX	XXX	XXX	XXX	XXX	XXX	XXX	XXX	XXX
33. Reins nonproportional assumed financial lines	XXX	XXX	XXX	XXX	XXX	XXX	XXX	XXX	XXX	XXX	XXX	XXX
34. Aggregate write-ins for other lines of business												
35. TOTAL (a)	425,207	456,181		146,505	73,083	(28,331)	217,654	-	(520)	1,595	201,135	14,573
Details of Write-Ins												
3401.												
3402.												
3403.												
3498. Summary of remaining write-ins for Line 34 from overflow page												
3499. Totals (Lines 3401 through 3403 plus 3498) (Line 34 above)												

19.MO

(a) Finance and service charges not included in Lines 1 to 35 \$

(b) For health business on indicated lines report: Number of persons insured under PPO managed care products and number of persons insured under indemnity only products .



**EXHIBIT OF PREMIUMS AND LOSSES
BUSINESS IN THE STATE OF MONTANA DURING THE YEAR 2025**

NAIC Group Code: 4869

NAIC Company Code: 12750

Line of Business	Gross Premiums, Including Policy and Membership Fees, Less Return Premiums and Premiums on Policies not Taken		3 Dividends Paid or Credited to Policyholders on Direct Business	4 Direct Unearned Premium Reserves	5 Direct Losses Paid (deducting salvage)	6 Direct Losses Incurred	7 Direct Losses Unpaid	8 Direct Defense and Cost Containment Expense Paid	9 Direct Defense and Cost Containment Expense Incurred	10 Direct Defense and Cost Containment Expense Unpaid	11 Commissions and Brokerage Expenses	12 Taxes, Licenses and Fees
	1 Direct Premiums Written	2 Direct Premiums Earned										
1. Fire												
2.1 Allied lines												
2.2 Multiple peril crop												
2.3 Federal flood												
2.4 Private crop												
2.5 Private flood												
3. Farmowners multiple peril												
4. Homeowners multiple peril												
5.1 Commercial multiple peril (non-liability portion)												
5.2 Commercial multiple peril (liability portion)												
6. Mortgage guaranty												
8. Ocean marine												
9.1 Inland marine												
9.2 Pet insurance plans												
10. Financial guaranty												
11.1 Medical professional liability – occurrence												
11.2 Medical professional liability – claims-made												
12. Earthquake												
13.1 Comprehensive (hospital and medical) ind (b)												
13.2 Comprehensive (hospital and medical) group (b)												
14. Credit A&H (group and individual)												
15.1 Vision only (b)												
15.2 Dental only (b)												
15.3 Disability income (b)												
15.4 Medicare supplement (b)												
15.5 Medicaid Title XIX (b)												
15.6 Medicare Title XVIII (b)												
15.7 Long-term care (b)												
15.8 Federal employees health benefits plan (b)												
15.9 Other health (b)												
16. Workers' compensation												
17.1 Other liability—occurrence												
17.2 Other liability—claims-made												
17.3 Excess workers' compensation												
18.1 Products liability – occurrence												
18.2 Products liability – claims-made												
19.1 Private passenger auto no-fault (personal injury protection)												
19.2 Other private passenger auto liability												
19.3 Commercial auto no-fault (personal injury protection)												
19.4 Other commercial auto liability												
21.1 Private passenger auto physical damage												
21.2 Commercial auto physical damage												
22. Aircraft (all perils)												
23. Fidelity												
24. Surety	66,688	56,958		24,700	-	6,618	21,772	-	21	239	33,095	3,846
26. Burglary and theft												
27. Boiler and machinery												
28. Credit												
29. International												
30. Warranty		484		525								
31. Reins nonproportional assumed property	XXX	XXX	XXX	XXX	XXX	XXX	XXX	XXX	XXX	XXX	XXX	XXX
32. Reins nonproportional assumed liability	XXX	XXX	XXX	XXX	XXX	XXX	XXX	XXX	XXX	XXX	XXX	XXX
33. Reins nonproportional assumed financial lines	XXX	XXX	XXX	XXX	XXX	XXX	XXX	XXX	XXX	XXX	XXX	XXX
34. Aggregate write-ins for other lines of business												
35. TOTAL (a)	66,688	57,442		25,225	-	6,618	21,772	-	21	239	33,095	3,846
Details of Write-Ins												
3401.												
3402.												
3403.												
3498. Summary of remaining write-ins for Line 34 from overflow page												
3499. Totals (Lines 3401 through 3403 plus 3498) (Line 34 above)												

19.MT

(a) Finance and service charges not included in Lines 1 to 35 \$

(b) For health business on indicated lines report: Number of persons insured under PPO managed care products and number of persons insured under indemnity only products .



**EXHIBIT OF PREMIUMS AND LOSSES
BUSINESS IN THE STATE OF NEBRASKA DURING THE YEAR 2025**

NAIC Group Code: 4869

NAIC Company Code: 12750

Line of Business	Gross Premiums, Including Policy and Membership Fees, Less Return Premiums and Premiums on Policies not Taken		3 Dividends Paid or Credited to Policyholders on Direct Business	4 Direct Unearned Premium Reserves	5 Direct Losses Paid (deducting salvage)	6 Direct Losses Incurred	7 Direct Losses Unpaid	8 Direct Defense and Cost Containment Expense Paid	9 Direct Defense and Cost Containment Expense Incurred	10 Direct Defense and Cost Containment Expense Unpaid	11 Commissions and Brokerage Expenses	12 Taxes, Licenses and Fees
	1 Direct Premiums Written	2 Direct Premiums Earned										
1. Fire												
2.1 Allied lines												
2.2 Multiple peril crop												
2.3 Federal flood												
2.4 Private crop												
2.5 Private flood												
3. Farmowners multiple peril												
4. Homeowners multiple peril												
5.1 Commercial multiple peril (non-liability portion)												
5.2 Commercial multiple peril (liability portion)												
6. Mortgage guaranty												
8. Ocean marine												
9.1 Inland marine												
9.2 Pet insurance plans												
10. Financial guaranty												
11.1 Medical professional liability – occurrence												
11.2 Medical professional liability – claims-made												
12. Earthquake												
13.1 Comprehensive (hospital and medical) ind (b)												
13.2 Comprehensive (hospital and medical) group (b)												
14. Credit A&H (group and individual)												
15.1 Vision only (b)												
15.2 Dental only (b)												
15.3 Disability income (b)												
15.4 Medicare supplement (b)												
15.5 Medicaid Title XIX (b)												
15.6 Medicare Title XVIII (b)												
15.7 Long-term care (b)												
15.8 Federal employees health benefits plan (b)												
15.9 Other health (b)												
16. Workers' compensation												
17.1 Other liability—occurrence												
17.2 Other liability—claims-made												
17.3 Excess workers' compensation												
18.1 Products liability – occurrence												
18.2 Products liability – claims-made												
19.1 Private passenger auto no-fault (personal injury protection)												
19.2 Other private passenger auto liability												
19.3 Commercial auto no-fault (personal injury protection)												
19.4 Other commercial auto liability												
21.1 Private passenger auto physical damage												
21.2 Commercial auto physical damage												
22. Aircraft (all perils)												
23. Fidelity												
24. Surety	193,973	183,995		80,738	42,903	51,098	66,841	-	(111)	734	84,800	3,342
26. Burglary and theft												
27. Boiler and machinery												
28. Credit												
29. International												
30. Warranty		123		21								
31. Reins nonproportional assumed property	XXX	XXX	XXX	XXX	XXX	XXX	XXX	XXX	XXX	XXX	XXX	XXX
32. Reins nonproportional assumed liability	XXX	XXX	XXX	XXX	XXX	XXX	XXX	XXX	XXX	XXX	XXX	XXX
33. Reins nonproportional assumed financial lines	XXX	XXX	XXX	XXX	XXX	XXX	XXX	XXX	XXX	XXX	XXX	XXX
34. Aggregate write-ins for other lines of business												
35. TOTAL (a)	193,973	184,118		80,759	42,903	51,098	66,841	-	(111)	734	84,800	3,342
Details of Write-Ins												
3401.												
3402.												
3403.												
3498. Summary of remaining write-ins for Line 34 from overflow page												
3499. Totals (Lines 3401 through 3403 plus 3498) (Line 34 above)												

19. NE

(a) Finance and service charges not included in Lines 1 to 35 \$

(b) For health business on indicated lines report: Number of persons insured under PPO managed care products and number of persons insured under indemnity only products .



**EXHIBIT OF PREMIUMS AND LOSSES
BUSINESS IN THE STATE OF NEVADA DURING THE YEAR 2025**

NAIC Group Code: 4869

NAIC Company Code: 12750

Line of Business	Gross Premiums, Including Policy and Membership Fees, Less Return Premiums and Premiums on Policies not Taken		3 Dividends Paid or Credited to Policyholders on Direct Business	4 Direct Unearned Premium Reserves	5 Direct Losses Paid (deducting salvage)	6 Direct Losses Incurred	7 Direct Losses Unpaid	8 Direct Defense and Cost Containment Expense Paid	9 Direct Defense and Cost Containment Expense Incurred	10 Direct Defense and Cost Containment Expense Unpaid	11 Commissions and Brokerage Expenses	12 Taxes, Licenses and Fees
	1 Direct Premiums Written	2 Direct Premiums Earned										
1. Fire												
2.1 Allied lines												
2.2 Multiple peril crop												
2.3 Federal flood												
2.4 Private crop												
2.5 Private flood												
3. Farmowners multiple peril												
4. Homeowners multiple peril												
5.1 Commercial multiple peril (non-liability portion)												
5.2 Commercial multiple peril (liability portion)												
6. Mortgage guaranty												
8. Ocean marine												
9.1 Inland marine												
9.2 Pet insurance plans												
10. Financial guaranty												
11.1 Medical professional liability – occurrence												
11.2 Medical professional liability – claims-made												
12. Earthquake												
13.1 Comprehensive (hospital and medical) ind (b)												
13.2 Comprehensive (hospital and medical) group (b)												
14. Credit A&H (group and individual)												
15.1 Vision only (b)												
15.2 Dental only (b)												
15.3 Disability income (b)												
15.4 Medicare supplement (b)												
15.5 Medicaid Title XIX (b)												
15.6 Medicare Title XVIII (b)												
15.7 Long-term care (b)												
15.8 Federal employees health benefits plan (b)												
15.9 Other health (b)												
16. Workers' compensation												
17.1 Other liability—occurrence												
17.2 Other liability—claims-made												
17.3 Excess workers' compensation												
18.1 Products liability – occurrence												
18.2 Products liability – claims-made												
19.1 Private passenger auto no-fault (personal injury protection)												
19.2 Other private passenger auto liability												
19.3 Commercial auto no-fault (personal injury protection)												
19.4 Other commercial auto liability												
21.1 Private passenger auto physical damage												
21.2 Commercial auto physical damage												
22. Aircraft (all perils)												
23. Fidelity												
24. Surety	55,381	54,475		26,744	-	4,028	18,505	-	(6)	203	26,969	7,619
26. Burglary and theft												
27. Boiler and machinery												
28. Credit												
29. International												
30. Warranty		590		268								
31. Reins nonproportional assumed property	XXX	XXX	XXX	XXX	XXX	XXX	XXX	XXX	XXX	XXX	XXX	XXX
32. Reins nonproportional assumed liability	XXX	XXX	XXX	XXX	XXX	XXX	XXX	XXX	XXX	XXX	XXX	XXX
33. Reins nonproportional assumed financial lines	XXX	XXX	XXX	XXX	XXX	XXX	XXX	XXX	XXX	XXX	XXX	XXX
34. Aggregate write-ins for other lines of business												
35. TOTAL (a)	55,381	55,065		27,012	-	4,028	18,505	-	(6)	203	26,969	7,619
Details of Write-Ins												
3401.												
3402.												
3403.												
3498. Summary of remaining write-ins for Line 34 from overflow page												
3499. Totals (Lines 3401 through 3403 plus 3498) (Line 34 above)												

19 NV

(a) Finance and service charges not included in Lines 1 to 35 \$

(b) For health business on indicated lines report: Number of persons insured under PPO managed care products and number of persons insured under indemnity only products .



EXHIBIT OF PREMIUMS AND LOSSES
BUSINESS IN THE STATE OF NEW HAMPSHIRE DURING THE YEAR 2025
 NAIC Group Code: 4869 NAIC Company Code: 12750

Line of Business	Gross Premiums, Including Policy and Membership Fees, Less Return Premiums and Premiums on Policies not Taken		3	4	5	6	7	8	9	10	11	12
	1 Direct Premiums Written	2 Direct Premiums Earned	Dividends Paid or Credited to Policyholders on Direct Business	Direct Unearned Premium Reserves	Direct Losses Paid (deducting salvage)	Direct Losses Incurred	Direct Losses Unpaid	Direct Defense and Cost Containment Expense Paid	Direct Defense and Cost Containment Expense Incurred	Direct Defense and Cost Containment Expense Unpaid	Commissions and Brokerage Expenses	Taxes, Licenses and Fees
1. Fire												
2.1 Allied lines												
2.2 Multiple peril crop												
2.3 Federal flood												
2.4 Private crop												
2.5 Private flood												
3. Farmowners multiple peril												
4. Homeowners multiple peril												
5.1 Commercial multiple peril (non-liability portion)												
5.2 Commercial multiple peril (liability portion)												
6. Mortgage guaranty												
8. Ocean marine												
9.1 Inland marine												
9.2 Pet insurance plans												
10. Financial guaranty												
11.1 Medical professional liability – occurrence												
11.2 Medical professional liability – claims-made												
12. Earthquake												
13.1 Comprehensive (hospital and medical) ind (b)												
13.2 Comprehensive (hospital and medical) group (b)												
14. Credit A&H (group and individual)												
15.1 Vision only (b)												
15.2 Dental only (b)												
15.3 Disability income (b)												
15.4 Medicare supplement (b)												
15.5 Medicaid Title XIX (b)												
15.6 Medicare Title XVIII (b)												
15.7 Long-term care (b)												
15.8 Federal employees health benefits plan (b)												
15.9 Other health (b)												
16. Workers' compensation												
17.1 Other liability—occurrence												
17.2 Other liability—claims-made												
17.3 Excess workers' compensation												
18.1 Products liability – occurrence												
18.2 Products liability – claims-made												
19.1 Private passenger auto no-fault (personal injury protection)												
19.2 Other private passenger auto liability												
19.3 Commercial auto no-fault (personal injury protection)												
19.4 Other commercial auto liability												
21.1 Private passenger auto physical damage												
21.2 Commercial auto physical damage												
22. Aircraft (all perils)												
23. Fidelity												
24. Surety	755,813	668,067		302,413	-	117,002	256,907	-	804	2,822	362,790	18,385
26. Burglary and theft												
27. Boiler and machinery												
28. Credit												
29. International												
30. Warranty												
31. Reins nonproportional assumed property	XXX	XXX	9	XXX	28	XXX	XXX	XXX	XXX	XXX	XXX	XXX
32. Reins nonproportional assumed liability	XXX	XXX	XXX	XXX	XXX	XXX	XXX	XXX	XXX	XXX	XXX	XXX
33. Reins nonproportional assumed financial lines	XXX	XXX	XXX	XXX	XXX	XXX	XXX	XXX	XXX	XXX	XXX	XXX
34. Aggregate write-ins for other lines of business												
35. TOTAL (a)	755,813	668,076		302,441	-	117,002	256,907	-	804	2,822	362,790	18,385
Details of Write-Ins												
3401.												
3402.												
3403.												
3498. Summary of remaining write-ins for Line 34 from overflow page												
3499. Totals (Lines 3401 through 3403 plus 3498) (Line 34 above)												

19.NH

(a) Finance and service charges not included in Lines 1 to 35 \$
 (b) For health business on indicated lines report: Number of persons insured under PPO managed care products and number of persons insured under indemnity only products .



**EXHIBIT OF PREMIUMS AND LOSSES
BUSINESS IN THE STATE OF NEW JERSEY DURING THE YEAR 2025**

NAIC Group Code: 4869

NAIC Company Code: 12750

Line of Business	Gross Premiums, Including Policy and Membership Fees, Less Return Premiums and Premiums on Policies not Taken		3 Dividends Paid or Credited to Policyholders on Direct Business	4 Direct Unearned Premium Reserves	5 Direct Losses Paid (deducting salvage)	6 Direct Losses Incurred	7 Direct Losses Unpaid	8 Direct Defense and Cost Containment Expense Paid	9 Direct Defense and Cost Containment Expense Incurred	10 Direct Defense and Cost Containment Expense Unpaid	11 Commissions and Brokerage Expenses	12 Taxes, Licenses and Fees
	1 Direct Premiums Written	2 Direct Premiums Earned										
1. Fire												
2.1 Allied lines												
2.2 Multiple peril crop												
2.3 Federal flood												
2.4 Private crop												
2.5 Private flood												
3. Farmowners multiple peril												
4. Homeowners multiple peril												
5.1 Commercial multiple peril (non-liability portion)												
5.2 Commercial multiple peril (liability portion)												
6. Mortgage guaranty												
8. Ocean marine												
9.1 Inland marine												
9.2 Pet insurance plans												
10. Financial guaranty												
11.1 Medical professional liability – occurrence												
11.2 Medical professional liability – claims-made												
12. Earthquake												
13.1 Comprehensive (hospital and medical) ind (b)												
13.2 Comprehensive (hospital and medical) group (b)												
14. Credit A&H (group and individual)												
15.1 Vision only (b)												
15.2 Dental only (b)												
15.3 Disability income (b)												
15.4 Medicare supplement (b)												
15.5 Medicaid Title XIX (b)												
15.6 Medicare Title XVIII (b)												
15.7 Long-term care (b)												
15.8 Federal employees health benefits plan (b)												
15.9 Other health (b)												
16. Workers' compensation												
17.1 Other liability—occurrence												
17.2 Other liability—claims-made												
17.3 Excess workers' compensation												
18.1 Products liability – occurrence												
18.2 Products liability – claims-made												
19.1 Private passenger auto no-fault (personal injury protection)												
19.2 Other private passenger auto liability												
19.3 Commercial auto no-fault (personal injury protection)												
19.4 Other commercial auto liability												
21.1 Private passenger auto physical damage												
21.2 Commercial auto physical damage												
22. Aircraft (all perils)												
23. Fidelity												
24. Surety	139,661	161,489		74,318	-	1,318	47,474	-	(144)	521	67,037	4,205
26. Burglary and theft												
27. Boiler and machinery												
28. Credit												
29. International												
30. Warranty		184		87								
31. Reins nonproportional assumed property	XXX	XXX	XXX	XXX	XXX	XXX	XXX	XXX	XXX	XXX	XXX	XXX
32. Reins nonproportional assumed liability	XXX	XXX	XXX	XXX	XXX	XXX	XXX	XXX	XXX	XXX	XXX	XXX
33. Reins nonproportional assumed financial lines	XXX	XXX	XXX	XXX	XXX	XXX	XXX	XXX	XXX	XXX	XXX	XXX
34. Aggregate write-ins for other lines of business												
35. TOTAL (a)	139,661	161,673		74,405	-	1,318	47,474	-	(144)	521	67,037	4,205
Details of Write-Ins												
3401.												
3402.												
3403.												
3498. Summary of remaining write-ins for Line 34 from overflow page												
3499. Totals (Lines 3401 through 3403 plus 3498) (Line 34 above)												

19 NJ

(a) Finance and service charges not included in Lines 1 to 35 \$

(b) For health business on indicated lines report: Number of persons insured under PPO managed care products and number of persons insured under indemnity only products .



EXHIBIT OF PREMIUMS AND LOSSES
BUSINESS IN THE STATE OF NEW MEXICO DURING THE YEAR 2025

NAIC Group Code: 4869

NAIC Company Code: 12750

Line of Business	Gross Premiums, Including Policy and Membership Fees, Less Return Premiums and Premiums on Policies not Taken		3 Dividends Paid or Credited to Policyholders on Direct Business	4 Direct Unearned Premium Reserves	5 Direct Losses Paid (deducting salvage)	6 Direct Losses Incurred	7 Direct Losses Unpaid	8 Direct Defense and Cost Containment Expense Paid	9 Direct Defense and Cost Containment Expense Incurred	10 Direct Defense and Cost Containment Expense Unpaid	11 Commissions and Brokerage Expenses	12 Taxes, Licenses and Fees
	1 Direct Premiums Written	2 Direct Premiums Earned										
1. Fire												
2.1 Allied lines												
2.2 Multiple peril crop												
2.3 Federal flood												
2.4 Private crop												
2.5 Private flood												
3. Farmowners multiple peril												
4. Homeowners multiple peril												
5.1 Commercial multiple peril (non-liability portion)												
5.2 Commercial multiple peril (liability portion)												
6. Mortgage guaranty												
8. Ocean marine												
9.1 Inland marine												
9.2 Pet insurance plans												
10. Financial guaranty												
11.1 Medical professional liability – occurrence												
11.2 Medical professional liability – claims-made												
12. Earthquake												
13.1 Comprehensive (hospital and medical) ind (b)												
13.2 Comprehensive (hospital and medical) group (b)												
14. Credit A&H (group and individual)												
15.1 Vision only (b)												
15.2 Dental only (b)												
15.3 Disability income (b)												
15.4 Medicare supplement (b)												
15.5 Medicaid Title XIX (b)												
15.6 Medicare Title XVIII (b)												
15.7 Long-term care (b)												
15.8 Federal employees health benefits plan (b)												
15.9 Other health (b)												
16. Workers' compensation												
17.1 Other liability—occurrence												
17.2 Other liability—claims-made												
17.3 Excess workers' compensation												
18.1 Products liability – occurrence												
18.2 Products liability – claims-made												
19.1 Private passenger auto no-fault (personal injury protection)												
19.2 Other private passenger auto liability												
19.3 Commercial auto no-fault (personal injury protection)												
19.4 Other commercial auto liability												
21.1 Private passenger auto physical damage												
21.2 Commercial auto physical damage												
22. Aircraft (all perils)												
23. Fidelity												
24. Surety	699,262	586,320		285,836	-	122,841	190,062	-	1,118	2,087	393,386	23,604
26. Burglary and theft												
27. Boiler and machinery												
28. Credit												
29. International												
30. Warranty												
31. Reins nonproportional assumed property	XXX	XXX	XXX	XXX	XXX	XXX	XXX	XXX	XXX	XXX	XXX	XXX
32. Reins nonproportional assumed liability	XXX	XXX	XXX	XXX	XXX	XXX	XXX	XXX	XXX	XXX	XXX	XXX
33. Reins nonproportional assumed financial lines	XXX	XXX	XXX	XXX	XXX	XXX	XXX	XXX	XXX	XXX	XXX	XXX
34. Aggregate write-ins for other lines of business												
35. TOTAL (a)	699,262	586,320		285,836	-	122,841	190,062	-	1,118	2,087	393,386	23,604
Details of Write-Ins												
3401.												
3402.												
3403.												
3498. Summary of remaining write-ins for Line 34 from overflow page												
3499. Totals (Lines 3401 through 3403 plus 3498) (Line 34 above)												

19.NM

(a) Finance and service charges not included in Lines 1 to 35 \$

(b) For health business on indicated lines report: Number of persons insured under PPO managed care products and number of persons insured under indemnity only products .



**EXHIBIT OF PREMIUMS AND LOSSES
BUSINESS IN THE STATE OF NEW YORK DURING THE YEAR 2025**

NAIC Group Code: 4869

NAIC Company Code: 12750

Line of Business	Gross Premiums, Including Policy and Membership Fees, Less Return Premiums and Premiums on Policies not Taken		3 Dividends Paid or Credited to Policyholders on Direct Business	4 Direct Unearned Premium Reserves	5 Direct Losses Paid (deducting salvage)	6 Direct Losses Incurred	7 Direct Losses Unpaid	8 Direct Defense and Cost Containment Expense Paid	9 Direct Defense and Cost Containment Expense Incurred	10 Direct Defense and Cost Containment Expense Unpaid	11 Commissions and Brokerage Expenses	12 Taxes, Licenses and Fees
	1 Direct Premiums Written	2 Direct Premiums Earned										
1. Fire												
2.1 Allied lines												
2.2 Multiple peril crop												
2.3 Federal flood												
2.4 Private crop												
2.5 Private flood												
3. Farmowners multiple peril												
4. Homeowners multiple peril												
5.1 Commercial multiple peril (non-liability portion)												
5.2 Commercial multiple peril (liability portion)												
6. Mortgage guaranty												
8. Ocean marine												
9.1 Inland marine												
9.2 Pet insurance plans												
10. Financial guaranty												
11.1 Medical professional liability – occurrence												
11.2 Medical professional liability – claims-made												
12. Earthquake												
13.1 Comprehensive (hospital and medical) ind (b)												
13.2 Comprehensive (hospital and medical) group (b)												
14. Credit A&H (group and individual)												
15.1 Vision only (b)												
15.2 Dental only (b)												
15.3 Disability income (b)												
15.4 Medicare supplement (b)												
15.5 Medicaid Title XIX (b)												
15.6 Medicare Title XVIII (b)												
15.7 Long-term care (b)												
15.8 Federal employees health benefits plan (b)												
15.9 Other health (b)												
16. Workers' compensation												
17.1 Other liability—occurrence												
17.2 Other liability—claims-made												
17.3 Excess workers' compensation												
18.1 Products liability – occurrence												
18.2 Products liability – claims-made												
19.1 Private passenger auto no-fault (personal injury protection)												
19.2 Other private passenger auto liability												
19.3 Commercial auto no-fault (personal injury protection)												
19.4 Other commercial auto liability												
21.1 Private passenger auto physical damage												
21.2 Commercial auto physical damage												
22. Aircraft (all perils)												
23. Fidelity												
24. Surety	1,732,694	2,153,854		805,686	-	(119,877)	589,402	-	(3,753)	6,473	831,777	35,681
26. Burglary and theft												
27. Boiler and machinery												
28. Credit												
29. International												
30. Warranty												
31. Reins nonproportional assumed property	XXX	XXX	XXX	XXX	XXX	XXX	XXX	XXX	XXX	XXX	XXX	XXX
32. Reins nonproportional assumed liability	XXX	XXX	XXX	XXX	XXX	XXX	XXX	XXX	XXX	XXX	XXX	XXX
33. Reins nonproportional assumed financial lines	XXX	XXX	XXX	XXX	XXX	XXX	XXX	XXX	XXX	XXX	XXX	XXX
34. Aggregate write-ins for other lines of business												
35. TOTAL (a)	1,732,694	2,153,854		805,686	-	(119,877)	589,402	-	(3,753)	6,473	831,777	35,681
Details of Write-Ins												
3401.												
3402.												
3403.												
3498. Summary of remaining write-ins for Line 34 from overflow page												
3499. Totals (Lines 3401 through 3403 plus 3498) (Line 34 above)												

19 NY

(a) Finance and service charges not included in Lines 1 to 35 \$

(b) For health business on indicated lines report: Number of persons insured under PPO managed care products and number of persons insured under indemnity only products .



EXHIBIT OF PREMIUMS AND LOSSES
BUSINESS IN THE STATE OF NORTH CAROLINA DURING THE YEAR 2025
 NAIC Group Code: 4869 NAIC Company Code: 12750

19, NC

Line of Business	Gross Premiums, Including Policy and Membership Fees, Less Return Premiums and Premiums on Policies not Taken		3 Dividends Paid or Credited to Policyholders on Direct Business	4 Direct Unearned Premium Reserves	5 Direct Losses Paid (deducting salvage)	6 Direct Losses Incurred	7 Direct Losses Unpaid	8 Direct Defense and Cost Containment Expense Paid	9 Direct Defense and Cost Containment Expense Incurred	10 Direct Defense and Cost Containment Expense Unpaid	11 Commissions and Brokerage Expenses	12 Taxes, Licenses and Fees
	1 Direct Premiums Written	2 Direct Premiums Earned										
1. Fire												
2.1 Allied lines												
2.2 Multiple peril crop												
2.3 Federal flood												
2.4 Private crop												
2.5 Private flood												
3. Farmowners multiple peril												
4. Homeowners multiple peril												
5.1 Commercial multiple peril (non-liability portion)												
5.2 Commercial multiple peril (liability portion)												
6. Mortgage guaranty												
8. Ocean marine												
9.1 Inland marine												
9.2 Pet insurance plans												
10. Financial guaranty												
11.1 Medical professional liability – occurrence												
11.2 Medical professional liability – claims-made												
12. Earthquake												
13.1 Comprehensive (hospital and medical) ind (b)												
13.2 Comprehensive (hospital and medical) group (b)												
14. Credit A&H (group and individual)												
15.1 Vision only (b)												
15.2 Dental only (b)												
15.3 Disability income (b)												
15.4 Medicare supplement (b)												
15.5 Medicaid Title XIX (b)												
15.6 Medicare Title XVIII (b)												
15.7 Long-term care (b)												
15.8 Federal employees health benefits plan (b)												
15.9 Other health (b)												
16. Workers' compensation												
17.1 Other liability—occurrence												
17.2 Other liability—claims-made												
17.3 Excess workers' compensation												
18.1 Products liability – occurrence												
18.2 Products liability – claims-made												
19.1 Private passenger auto no-fault (personal injury protection)												
19.2 Other private passenger auto liability												
19.3 Commercial auto no-fault (personal injury protection)												
19.4 Other commercial auto liability												
21.1 Private passenger auto physical damage												
21.2 Commercial auto physical damage												
22. Aircraft (all perils)												
23. Fidelity												
24. Surety	137,471	164,416		63,261	113,350	85,374	52,758	-	(585)	579	41,409	15,517
26. Burglary and theft												
27. Boiler and machinery												
28. Credit												
29. International												
30. Warranty		1,216		4,552								
31. Reins nonproportional assumed property	XXX	XXX	XXX	XXX	XXX	XXX	XXX	XXX	XXX	XXX	XXX	XXX
32. Reins nonproportional assumed liability	XXX	XXX	XXX	XXX	XXX	XXX	XXX	XXX	XXX	XXX	XXX	XXX
33. Reins nonproportional assumed financial lines	XXX	XXX	XXX	XXX	XXX	XXX	XXX	XXX	XXX	XXX	XXX	XXX
34. Aggregate write-ins for other lines of business												
35. TOTAL (a)	137,471	165,632		67,813	113,350	85,374	52,758	-	(585)	579	41,409	15,517
Details of Write-Ins												
3401.												
3402.												
3403.												
3498. Summary of remaining write-ins for Line 34 from overflow page												
3499. Totals (Lines 3401 through 3403 plus 3498) (Line 34 above)												

(a) Finance and service charges not included in Lines 1 to 35 \$

(b) For health business on indicated lines report: Number of persons insured under PPO managed care products and number of persons insured under indemnity only products .



EXHIBIT OF PREMIUMS AND LOSSES
BUSINESS IN THE STATE OF NORTH DAKOTA DURING THE YEAR 2025
 NAIC Group Code: 4869 NAIC Company Code: 12750

19. ND

Line of Business	Gross Premiums, Including Policy and Membership Fees, Less Return Premiums and Premiums on Policies not Taken		3 Dividends Paid or Credited to Policyholders on Direct Business	4 Direct Unearned Premium Reserves	5 Direct Losses Paid (deducting salvage)	6 Direct Losses Incurred	7 Direct Losses Unpaid	8 Direct Defense and Cost Containment Expense Paid	9 Direct Defense and Cost Containment Expense Incurred	10 Direct Defense and Cost Containment Expense Unpaid	11 Commissions and Brokerage Expenses	12 Taxes, Licenses and Fees
	1 Direct Premiums Written	2 Direct Premiums Earned										
1. Fire												
2.1 Allied lines												
2.2 Multiple peril crop												
2.3 Federal flood												
2.4 Private crop												
2.5 Private flood												
3. Farmowners multiple peril												
4. Homeowners multiple peril												
5.1 Commercial multiple peril (non-liability portion)												
5.2 Commercial multiple peril (liability portion)												
6. Mortgage guaranty												
8. Ocean marine												
9.1 Inland marine												
9.2 Pet insurance plans												
10. Financial guaranty												
11.1 Medical professional liability – occurrence												
11.2 Medical professional liability – claims-made												
12. Earthquake												
13.1 Comprehensive (hospital and medical) ind (b)												
13.2 Comprehensive (hospital and medical) group (b)												
14. Credit A&H (group and individual)												
15.1 Vision only (b)												
15.2 Dental only (b)												
15.3 Disability income (b)												
15.4 Medicare supplement (b)												
15.5 Medicaid Title XIX (b)												
15.6 Medicare Title XVIII (b)												
15.7 Long-term care (b)												
15.8 Federal employees health benefits plan (b)												
15.9 Other health (b)												
16. Workers' compensation												
17.1 Other liability—occurrence												
17.2 Other liability—claims-made												
17.3 Excess workers' compensation												
18.1 Products liability – occurrence												
18.2 Products liability – claims-made												
19.1 Private passenger auto no-fault (personal injury protection)												
19.2 Other private passenger auto liability												
19.3 Commercial auto no-fault (personal injury protection)												
19.4 Other commercial auto liability												
21.1 Private passenger auto physical damage												
21.2 Commercial auto physical damage												
22. Aircraft (all perils)												
23. Fidelity												
24. Surety	131,082	102,634		35,308	-	36,109	42,386	-	375	466	65,546	3,999
26. Burglary and theft												
27. Boiler and machinery												
28. Credit												
29. International												
30. Warranty												
31. Reins nonproportional assumed property	XXX	XXX	XXX	XXX	XXX	XXX	XXX	XXX	XXX	XXX	XXX	XXX
32. Reins nonproportional assumed liability	XXX	XXX	XXX	XXX	XXX	XXX	XXX	XXX	XXX	XXX	XXX	XXX
33. Reins nonproportional assumed financial lines	XXX	XXX	XXX	XXX	XXX	XXX	XXX	XXX	XXX	XXX	XXX	XXX
34. Aggregate write-ins for other lines of business												
35. TOTAL (a)	131,082	102,634		35,308	-	36,109	42,386	-	375	466	65,546	3,999
Details of Write-Ins												
3401.												
3402.												
3403.												
3498. Summary of remaining write-ins for Line 34 from overflow page												
3499. Totals (Lines 3401 through 3403 plus 3498) (Line 34 above)												

(a) Finance and service charges not included in Lines 1 to 35 \$

(b) For health business on indicated lines report: Number of persons insured under PPO managed care products and number of persons insured under indemnity only products .



**EXHIBIT OF PREMIUMS AND LOSSES
BUSINESS IN THE STATE OF OHIO DURING THE YEAR 2025**

NAIC Group Code: 4869

NAIC Company Code: 12750

Line of Business	Gross Premiums, Including Policy and Membership Fees, Less Return Premiums and Premiums on Policies not Taken		3	4	5	6	7	8	9	10	11	12
	1 Direct Premiums Written	2 Direct Premiums Earned	Dividends Paid or Credited to Policyholders on Direct Business	Direct Unearned Premium Reserves	Direct Losses Paid (deducting salvage)	Direct Losses Incurred	Direct Losses Unpaid	Direct Defense and Cost Containment Expense Paid	Direct Defense and Cost Containment Expense Incurred	Direct Defense and Cost Containment Expense Unpaid	Commissions and Brokerage Expenses	Taxes, Licenses and Fees
1. Fire												
2.1 Allied lines												
2.2 Multiple peril crop												
2.3 Federal flood												
2.4 Private crop												
2.5 Private flood												
3. Farmowners multiple peril												
4. Homeowners multiple peril												
5.1 Commercial multiple peril (non-liability portion)												
5.2 Commercial multiple peril (liability portion)												
6. Mortgage guaranty												
8. Ocean marine												
9.1 Inland marine												
9.2 Pet insurance plans												
10. Financial guaranty												
11.1 Medical professional liability – occurrence												
11.2 Medical professional liability – claims-made												
12. Earthquake												
13.1 Comprehensive (hospital and medical) ind (b)												
13.2 Comprehensive (hospital and medical) group (b)												
14. Credit A&H (group and individual)												
15.1 Vision only (b)												
15.2 Dental only (b)												
15.3 Disability income (b)												
15.4 Medicare supplement (b)												
15.5 Medicaid Title XIX (b)												
15.6 Medicare Title XVIII (b)												
15.7 Long-term care (b)												
15.8 Federal employees health benefits plan (b)												
15.9 Other health (b)												
16. Workers' compensation												
17.1 Other liability—occurrence												
17.2 Other liability—claims-made												
17.3 Excess workers' compensation												
18.1 Products liability – occurrence												
18.2 Products liability – claims-made												
19.1 Private passenger auto no-fault (personal injury protection)												
19.2 Other private passenger auto liability												
19.3 Commercial auto no-fault (personal injury protection)												
19.4 Other commercial auto liability												
21.1 Private passenger auto physical damage												
21.2 Commercial auto physical damage												
22. Aircraft (all perils)												
23. Fidelity												
24. Surety	4,230,876	4,609,680		2,104,301	4,245	(221,787)	1,640,467	-	(8,517)	16,809	2,024,286	79,573
26. Burglary and theft												
27. Boiler and machinery												
28. Credit												
29. International												
30. Warranty												
31. Reins nonproportional assumed property	XXX	XXX	XXX	XXX	XXX	XXX	XXX	XXX	XXX	XXX	XXX	XXX
32. Reins nonproportional assumed liability	XXX	XXX	XXX	XXX	XXX	XXX	XXX	XXX	XXX	XXX	XXX	XXX
33. Reins nonproportional assumed financial lines	XXX	XXX	XXX	XXX	XXX	XXX	XXX	XXX	XXX	XXX	XXX	XXX
34. Aggregate write-ins for other lines of business												
35. TOTAL (a)	4,230,876	4,609,680		2,104,301	4,245	(221,787)	1,640,467	-	(8,517)	16,809	2,024,286	79,573
Details of Write-Ins												
3401.												
3402.												
3403.												
3498. Summary of remaining write-ins for Line 34 from overflow page												
3499. Totals (Lines 3401 through 3403 plus 3498) (Line 34 above)												

19.0H

(a) Finance and service charges not included in Lines 1 to 35 \$

(b) For health business on indicated lines report: Number of persons insured under PPO managed care products and number of persons insured under indemnity only products .



**EXHIBIT OF PREMIUMS AND LOSSES
BUSINESS IN THE STATE OF OKLAHOMA DURING THE YEAR 2025**

NAIC Group Code: 4869

NAIC Company Code: 12750

Line of Business	Gross Premiums, Including Policy and Membership Fees, Less Return Premiums and Premiums on Policies not Taken		3	4	5	6	7	8	9	10	11	12
	1 Direct Premiums Written	2 Direct Premiums Earned	Dividends Paid or Credited to Policyholders on Direct Business	Direct Unearned Premium Reserves	Direct Losses Paid (deducting salvage)	Direct Losses Incurred	Direct Losses Unpaid	Direct Defense and Cost Containment Expense Paid	Direct Defense and Cost Containment Expense Incurred	Direct Defense and Cost Containment Expense Unpaid	Commissions and Brokerage Expenses	Taxes, Licenses and Fees
1. Fire												
2.1 Allied lines												
2.2 Multiple peril crop												
2.3 Federal flood												
2.4 Private crop												
2.5 Private flood												
3. Farmowners multiple peril												
4. Homeowners multiple peril												
5.1 Commercial multiple peril (non-liability portion)												
5.2 Commercial multiple peril (liability portion)												
6. Mortgage guaranty												
8. Ocean marine												
9.1 Inland marine												
9.2 Pet insurance plans												
10. Financial guaranty												
11.1 Medical professional liability – occurrence												
11.2 Medical professional liability – claims-made												
12. Earthquake												
13.1 Comprehensive (hospital and medical) ind (b)												
13.2 Comprehensive (hospital and medical) group (b)												
14. Credit A&H (group and individual)												
15.1 Vision only (b)												
15.2 Dental only (b)												
15.3 Disability income (b)												
15.4 Medicare supplement (b)												
15.5 Medicaid Title XIX (b)												
15.6 Medicare Title XVIII (b)												
15.7 Long-term care (b)												
15.8 Federal employees health benefits plan (b)												
15.9 Other health (b)												
16. Workers' compensation												
17.1 Other liability—occurrence												
17.2 Other liability—claims-made												
17.3 Excess workers' compensation												
18.1 Products liability – occurrence												
18.2 Products liability – claims-made												
19.1 Private passenger auto no-fault (personal injury protection)												
19.2 Other private passenger auto liability												
19.3 Commercial auto no-fault (personal injury protection)												
19.4 Other commercial auto liability												
21.1 Private passenger auto physical damage												
21.2 Commercial auto physical damage												
22. Aircraft (all perils)												
23. Fidelity												
24. Surety	509,869	508,733		172,789	-	22,304	168,418	-	(257)	1,850	250,660	13,535
26. Burglary and theft												
27. Boiler and machinery												
28. Credit												
29. International												
30. Warranty		3,400										
31. Reins nonproportional assumed property	XXX	XXX	XXX	XXX	XXX	XXX	XXX	XXX	XXX	XXX	XXX	XXX
32. Reins nonproportional assumed liability	XXX	XXX	XXX	XXX	XXX	XXX	XXX	XXX	XXX	XXX	XXX	XXX
33. Reins nonproportional assumed financial lines	XXX	XXX	XXX	XXX	XXX	XXX	XXX	XXX	XXX	XXX	XXX	XXX
34. Aggregate write-ins for other lines of business												
35. TOTAL (a)	509,869	512,133		172,789	-	22,304	168,418	-	(257)	1,850	250,660	13,535
Details of Write-Ins												
3401.												
3402.												
3403.												
3498. Summary of remaining write-ins for Line 34 from overflow page												
3499. Totals (Lines 3401 through 3403 plus 3498) (Line 34 above)												

19 OK

(a) Finance and service charges not included in Lines 1 to 35 \$

(b) For health business on indicated lines report: Number of persons insured under PPO managed care products and number of persons insured under indemnity only products .



**EXHIBIT OF PREMIUMS AND LOSSES
BUSINESS IN THE STATE OF OREGON DURING THE YEAR 2025**

NAIC Group Code: 4869

NAIC Company Code: 12750

Line of Business	Gross Premiums, Including Policy and Membership Fees, Less Return Premiums and Premiums on Policies not Taken		3 Dividends Paid or Credited to Policyholders on Direct Business	4 Direct Unearned Premium Reserves	5 Direct Losses Paid (deducting salvage)	6 Direct Losses Incurred	7 Direct Losses Unpaid	8 Direct Defense and Cost Containment Expense Paid	9 Direct Defense and Cost Containment Expense Incurred	10 Direct Defense and Cost Containment Expense Unpaid	11 Commissions and Brokerage Expenses	12 Taxes, Licenses and Fees
	1 Direct Premiums Written	2 Direct Premiums Earned										
1. Fire												
2.1 Allied lines												
2.2 Multiple peril crop												
2.3 Federal flood												
2.4 Private crop												
2.5 Private flood												
3. Farmowners multiple peril												
4. Homeowners multiple peril												
5.1 Commercial multiple peril (non-liability portion)												
5.2 Commercial multiple peril (liability portion)												
6. Mortgage guaranty												
8. Ocean marine												
9.1 Inland marine												
9.2 Pet insurance plans												
10. Financial guaranty												
11.1 Medical professional liability – occurrence												
11.2 Medical professional liability – claims-made												
12. Earthquake												
13.1 Comprehensive (hospital and medical) ind (b)												
13.2 Comprehensive (hospital and medical) group (b)												
14. Credit A&H (group and individual)												
15.1 Vision only (b)												
15.2 Dental only (b)												
15.3 Disability income (b)												
15.4 Medicare supplement (b)												
15.5 Medicaid Title XIX (b)												
15.6 Medicare Title XVIII (b)												
15.7 Long-term care (b)												
15.8 Federal employees health benefits plan (b)												
15.9 Other health (b)												
16. Workers' compensation												
17.1 Other liability—occurrence												
17.2 Other liability—claims-made												
17.3 Excess workers' compensation												
18.1 Products liability – occurrence												
18.2 Products liability – claims-made												
19.1 Private passenger auto no-fault (personal injury protection)												
19.2 Other private passenger auto liability												
19.3 Commercial auto no-fault (personal injury protection)												
19.4 Other commercial auto liability												
21.1 Private passenger auto physical damage												
21.2 Commercial auto physical damage												
22. Aircraft (all perils)												
23. Fidelity												
24. Surety	292,501	286,942		86,293	10,795	23,046	99,892	-	(167)	1,097	138,329	4,970
26. Burglary and theft												
27. Boiler and machinery												
28. Credit												
29. International												
30. Warranty		5,065		5,641								
31. Reins nonproportional assumed property	XXX	XXX	XXX	XXX	XXX	XXX	XXX	XXX	XXX	XXX	XXX	XXX
32. Reins nonproportional assumed liability	XXX	XXX	XXX	XXX	XXX	XXX	XXX	XXX	XXX	XXX	XXX	XXX
33. Reins nonproportional assumed financial lines	XXX	XXX	XXX	XXX	XXX	XXX	XXX	XXX	XXX	XXX	XXX	XXX
34. Aggregate write-ins for other lines of business												
35. TOTAL (a)	292,501	292,007		91,934	10,795	23,046	99,892	-	(167)	1,097	138,329	4,970
Details of Write-Ins												
3401.												
3402.												
3403.												
3498. Summary of remaining write-ins for Line 34 from overflow page												
3499. Totals (Lines 3401 through 3403 plus 3498) (Line 34 above)												

19 OR

(a) Finance and service charges not included in Lines 1 to 35 \$

(b) For health business on indicated lines report: Number of persons insured under PPO managed care products and number of persons insured under indemnity only products .



EXHIBIT OF PREMIUMS AND LOSSES
BUSINESS IN THE STATE OF PENNSYLVANIA DURING THE YEAR 2025
 NAIC Group Code: 4869 NAIC Company Code: 12750

Line of Business	Gross Premiums, Including Policy and Membership Fees, Less Return Premiums and Premiums on Policies not Taken		3 Dividends Paid or Credited to Policyholders on Direct Business	4 Direct Unearned Premium Reserves	5 Direct Losses Paid (deducting salvage)	6 Direct Losses Incurred	7 Direct Losses Unpaid	8 Direct Defense and Cost Containment Expense Paid	9 Direct Defense and Cost Containment Expense Incurred	10 Direct Defense and Cost Containment Expense Unpaid	11 Commissions and Brokerage Expenses	12 Taxes, Licenses and Fees
	1 Direct Premiums Written	2 Direct Premiums Earned										
1. Fire												
2.1 Allied lines												
2.2 Multiple peril crop												
2.3 Federal flood												
2.4 Private crop												
2.5 Private flood												
3. Farmowners multiple peril												
4. Homeowners multiple peril												
5.1 Commercial multiple peril (non-liability portion)												
5.2 Commercial multiple peril (liability portion)												
6. Mortgage guaranty												
8. Ocean marine												
9.1 Inland marine												
9.2 Pet insurance plans												
10. Financial guaranty												
11.1 Medical professional liability – occurrence												
11.2 Medical professional liability – claims-made												
12. Earthquake												
13.1 Comprehensive (hospital and medical) ind (b)												
13.2 Comprehensive (hospital and medical) group (b)												
14. Credit A&H (group and individual)												
15.1 Vision only (b)												
15.2 Dental only (b)												
15.3 Disability income (b)												
15.4 Medicare supplement (b)												
15.5 Medicaid Title XIX (b)												
15.6 Medicare Title XVIII (b)												
15.7 Long-term care (b)												
15.8 Federal employees health benefits plan (b)												
15.9 Other health (b)												
16. Workers' compensation												
17.1 Other liability—occurrence												
17.2 Other liability—claims-made												
17.3 Excess workers' compensation												
18.1 Products liability – occurrence												
18.2 Products liability – claims-made												
19.1 Private passenger auto no-fault (personal injury protection)												
19.2 Other private passenger auto liability												
19.3 Commercial auto no-fault (personal injury protection)												
19.4 Other commercial auto liability												
21.1 Private passenger auto physical damage												
21.2 Commercial auto physical damage												
22. Aircraft (all perils)												
23. Fidelity												
24. Surety	5,505,946	5,753,584		3,072,709	316	(20,910)	1,871,119	-	(6,735)	20,550	2,643,433	116,345
26. Burglary and theft												
27. Boiler and machinery												
28. Credit												
29. International												
30. Warranty												
31. Reins nonproportional assumed property	XXX	XXX	XXX	XXX	XXX	XXX	XXX	XXX	XXX	XXX	XXX	XXX
32. Reins nonproportional assumed liability	XXX	XXX	XXX	XXX	XXX	XXX	XXX	XXX	XXX	XXX	XXX	XXX
33. Reins nonproportional assumed financial lines	XXX	XXX	XXX	XXX	XXX	XXX	XXX	XXX	XXX	XXX	XXX	XXX
34. Aggregate write-ins for other lines of business												
35. TOTAL (a)	5,505,946	5,753,584		3,072,709	316	(20,910)	1,871,119	-	(6,735)	20,550	2,643,433	116,345
Details of Write-Ins												
3401.												
3402.												
3403.												
3498. Summary of remaining write-ins for Line 34 from overflow page												
3499. Totals (Lines 3401 through 3403 plus 3498) (Line 34 above)												

19 PA

(a) Finance and service charges not included in Lines 1 to 35 \$
 (b) For health business on indicated lines report: Number of persons insured under PPO managed care products and number of persons insured under indemnity only products .



EXHIBIT OF PREMIUMS AND LOSSES
BUSINESS IN THE STATE OF RHODE ISLAND DURING THE YEAR 2025

NAIC Group Code: 4869

NAIC Company Code: 12750

Line of Business	Gross Premiums, Including Policy and Membership Fees, Less Return Premiums and Premiums on Policies not Taken		3 Dividends Paid or Credited to Policyholders on Direct Business	4 Direct Unearned Premium Reserves	5 Direct Losses Paid (deducting salvage)	6 Direct Losses Incurred	7 Direct Losses Unpaid	8 Direct Defense and Cost Containment Expense Paid	9 Direct Defense and Cost Containment Expense Incurred	10 Direct Defense and Cost Containment Expense Unpaid	11 Commissions and Brokerage Expenses	12 Taxes, Licenses and Fees
	1 Direct Premiums Written	2 Direct Premiums Earned										
1. Fire												
2.1 Allied lines												
2.2 Multiple peril crop												
2.3 Federal flood												
2.4 Private crop												
2.5 Private flood												
3. Farmowners multiple peril												
4. Homeowners multiple peril												
5.1 Commercial multiple peril (non-liability portion)												
5.2 Commercial multiple peril (liability portion)												
6. Mortgage guaranty												
8. Ocean marine												
9.1 Inland marine												
9.2 Pet insurance plans												
10. Financial guaranty												
11.1 Medical professional liability – occurrence												
11.2 Medical professional liability – claims-made												
12. Earthquake												
13.1 Comprehensive (hospital and medical) ind (b)												
13.2 Comprehensive (hospital and medical) group (b)												
14. Credit A&H (group and individual)												
15.1 Vision only (b)												
15.2 Dental only (b)												
15.3 Disability income (b)												
15.4 Medicare supplement (b)												
15.5 Medicaid Title XIX (b)												
15.6 Medicare Title XVIII (b)												
15.7 Long-term care (b)												
15.8 Federal employees health benefits plan (b)												
15.9 Other health (b)												
16. Workers' compensation												
17.1 Other liability—occurrence												
17.2 Other liability—claims-made												
17.3 Excess workers' compensation												
18.1 Products liability – occurrence												
18.2 Products liability – claims-made												
19.1 Private passenger auto no-fault (personal injury protection)												
19.2 Other private passenger auto liability												
19.3 Commercial auto no-fault (personal injury protection)												
19.4 Other commercial auto liability												
21.1 Private passenger auto physical damage												
21.2 Commercial auto physical damage												
22. Aircraft (all perils)												
23. Fidelity												
24. Surety	3,480	2,744		1,741	-	552	1,183	-	4	13	1,670	648
26. Burglary and theft												
27. Boiler and machinery												
28. Credit												
29. International												
30. Warranty												
31. Reins nonproportional assumed property	XXX	XXX	XXX	XXX	XXX	XXX	XXX	XXX	XXX	XXX	XXX	XXX
32. Reins nonproportional assumed liability	XXX	XXX	XXX	XXX	XXX	XXX	XXX	XXX	XXX	XXX	XXX	XXX
33. Reins nonproportional assumed financial lines	XXX	XXX	XXX	XXX	XXX	XXX	XXX	XXX	XXX	XXX	XXX	XXX
34. Aggregate write-ins for other lines of business												
35. TOTAL (a)	3,480	2,744		1,741	-	552	1,183	-	4	13	1,670	648
Details of Write-Ins												
3401.												
3402.												
3403.												
3498. Summary of remaining write-ins for Line 34 from overflow page												
3499. Totals (Lines 3401 through 3403 plus 3498) (Line 34 above)												

19.RI

(a) Finance and service charges not included in Lines 1 to 35 \$

(b) For health business on indicated lines report: Number of persons insured under PPO managed care products and number of persons insured under indemnity only products .



EXHIBIT OF PREMIUMS AND LOSSES
BUSINESS IN THE STATE OF SOUTH CAROLINA DURING THE YEAR 2025
 NAIC Group Code: 4869 NAIC Company Code: 12750

Line of Business	Gross Premiums, Including Policy and Membership Fees, Less Return Premiums and Premiums on Policies not Taken		3 Dividends Paid or Credited to Policyholders on Direct Business	4 Direct Unearned Premium Reserves	5 Direct Losses Paid (deducting salvage)	6 Direct Losses Incurred	7 Direct Losses Unpaid	8 Direct Defense and Cost Containment Expense Paid	9 Direct Defense and Cost Containment Expense Incurred	10 Direct Defense and Cost Containment Expense Unpaid	11 Commissions and Brokerage Expenses	12 Taxes, Licenses and Fees
	1 Direct Premiums Written	2 Direct Premiums Earned										
1. Fire												
2.1 Allied lines												
2.2 Multiple peril crop												
2.3 Federal flood												
2.4 Private crop												
2.5 Private flood												
3. Farmowners multiple peril												
4. Homeowners multiple peril												
5.1 Commercial multiple peril (non-liability portion)												
5.2 Commercial multiple peril (liability portion)												
6. Mortgage guaranty												
8. Ocean marine												
9.1 Inland marine												
9.2 Pet insurance plans												
10. Financial guaranty												
11.1 Medical professional liability – occurrence												
11.2 Medical professional liability – claims-made												
12. Earthquake												
13.1 Comprehensive (hospital and medical) ind (b)												
13.2 Comprehensive (hospital and medical) group (b)												
14. Credit A&H (group and individual)												
15.1 Vision only (b)												
15.2 Dental only (b)												
15.3 Disability income (b)												
15.4 Medicare supplement (b)												
15.5 Medicaid Title XIX (b)												
15.6 Medicare Title XVIII (b)												
15.7 Long-term care (b)												
15.8 Federal employees health benefits plan (b)												
15.9 Other health (b)												
16. Workers' compensation												
17.1 Other liability—occurrence												
17.2 Other liability—claims-made												
17.3 Excess workers' compensation												
18.1 Products liability – occurrence												
18.2 Products liability – claims-made												
19.1 Private passenger auto no-fault (personal injury protection)												
19.2 Other private passenger auto liability												
19.3 Commercial auto no-fault (personal injury protection)												
19.4 Other commercial auto liability												
21.1 Private passenger auto physical damage												
21.2 Commercial auto physical damage												
22. Aircraft (all perils)												
23. Fidelity												
24. Surety	500,156	708,874		176,699	105,913	28,642	175,107	-	(1,716)	1,923	218,667	23,800
26. Burglary and theft												
27. Boiler and machinery												
28. Credit												
29. International												
30. Warranty												
31. Reins nonproportional assumed property	XXX	XXX	XXX	XXX	XXX	XXX	XXX	XXX	XXX	XXX	XXX	XXX
32. Reins nonproportional assumed liability	XXX	XXX	XXX	XXX	XXX	XXX	XXX	XXX	XXX	XXX	XXX	XXX
33. Reins nonproportional assumed financial lines	XXX	XXX	XXX	XXX	XXX	XXX	XXX	XXX	XXX	XXX	XXX	XXX
34. Aggregate write-ins for other lines of business												
35. TOTAL (a)	500,156	708,874		176,699	105,913	28,642	175,107	-	(1,716)	1,923	218,667	23,800
Details of Write-Ins												
3401.												
3402.												
3403.												
3498. Summary of remaining write-ins for Line 34 from overflow page												
3499. Totals (Lines 3401 through 3403 plus 3498) (Line 34 above)												

19 SC

(a) Finance and service charges not included in Lines 1 to 35 \$
 (b) For health business on indicated lines report: Number of persons insured under PPO managed care products and number of persons insured under indemnity only products .



EXHIBIT OF PREMIUMS AND LOSSES
BUSINESS IN THE STATE OF SOUTH DAKOTA DURING THE YEAR 2025
 NAIC Group Code: 4869 NAIC Company Code: 12750

Line of Business	Gross Premiums, Including Policy and Membership Fees, Less Return Premiums and Premiums on Policies not Taken		3 Dividends Paid or Credited to Policyholders on Direct Business	4 Direct Unearned Premium Reserves	5 Direct Losses Paid (deducting salvage)	6 Direct Losses Incurred	7 Direct Losses Unpaid	8 Direct Defense and Cost Containment Expense Paid	9 Direct Defense and Cost Containment Expense Incurred	10 Direct Defense and Cost Containment Expense Unpaid	11 Commissions and Brokerage Expenses	12 Taxes, Licenses and Fees
	1 Direct Premiums Written	2 Direct Premiums Earned										
1. Fire												
2.1 Allied lines												
2.2 Multiple peril crop												
2.3 Federal flood												
2.4 Private crop												
2.5 Private flood												
3. Farmowners multiple peril												
4. Homeowners multiple peril												
5.1 Commercial multiple peril (non-liability portion)												
5.2 Commercial multiple peril (liability portion)												
6. Mortgage guaranty												
8. Ocean marine												
9.1 Inland marine												
9.2 Pet insurance plans												
10. Financial guaranty												
11.1 Medical professional liability – occurrence												
11.2 Medical professional liability – claims-made												
12. Earthquake												
13.1 Comprehensive (hospital and medical) ind (b)												
13.2 Comprehensive (hospital and medical) group (b)												
14. Credit A&H (group and individual)												
15.1 Vision only (b)												
15.2 Dental only (b)												
15.3 Disability income (b)												
15.4 Medicare supplement (b)												
15.5 Medicaid Title XIX (b)												
15.6 Medicare Title XVIII (b)												
15.7 Long-term care (b)												
15.8 Federal employees health benefits plan (b)												
15.9 Other health (b)												
16. Workers' compensation												
17.1 Other liability—occurrence												
17.2 Other liability—claims-made												
17.3 Excess workers' compensation												
18.1 Products liability – occurrence												
18.2 Products liability – claims-made												
19.1 Private passenger auto no-fault (personal injury protection)												
19.2 Other private passenger auto liability												
19.3 Commercial auto no-fault (personal injury protection)												
19.4 Other commercial auto liability												
21.1 Private passenger auto physical damage												
21.2 Commercial auto physical damage												
22. Aircraft (all perils)												
23. Fidelity												
24. Surety	773	4,683			-	(1,096)	263	-	(17)	3	371	2,119
26. Burglary and theft												
27. Boiler and machinery												
28. Credit												
29. International												
30. Warranty												
31. Reins nonproportional assumed property	XXX	XXX	XXX	XXX	XXX	XXX	XXX	XXX	XXX	XXX	XXX	XXX
32. Reins nonproportional assumed liability	XXX	XXX	XXX	XXX	XXX	XXX	XXX	XXX	XXX	XXX	XXX	XXX
33. Reins nonproportional assumed financial lines	XXX	XXX	XXX	XXX	XXX	XXX	XXX	XXX	XXX	XXX	XXX	XXX
34. Aggregate write-ins for other lines of business												
35. TOTAL (a)	773	4,683			-	(1,096)	263	-	(17)	3	371	2,119
Details of Write-Ins												
3401.												
3402.												
3403.												
3498. Summary of remaining write-ins for Line 34 from overflow page												
3499. Totals (Lines 3401 through 3403 plus 3498) (Line 34 above)												

19 SD

(a) Finance and service charges not included in Lines 1 to 35 \$
 (b) For health business on indicated lines report: Number of persons insured under PPO managed care products and number of persons insured under indemnity only products .



**EXHIBIT OF PREMIUMS AND LOSSES
BUSINESS IN THE STATE OF TENNESSEE DURING THE YEAR 2025**

NAIC Group Code: 4869

NAIC Company Code: 12750

Line of Business	Gross Premiums, Including Policy and Membership Fees, Less Return Premiums and Premiums on Policies not Taken		3	4	5	6	7	8	9	10	11	12
	1 Direct Premiums Written	2 Direct Premiums Earned	Dividends Paid or Credited to Policyholders on Direct Business	Direct Unearned Premium Reserves	Direct Losses Paid (deducting salvage)	Direct Losses Incurred	Direct Losses Unpaid	Direct Defense and Cost Containment Expense Paid	Direct Defense and Cost Containment Expense Incurred	Direct Defense and Cost Containment Expense Unpaid	Commissions and Brokerage Expenses	Taxes, Licenses and Fees
1. Fire												
2.1 Allied lines												
2.2 Multiple peril crop												
2.3 Federal flood												
2.4 Private crop												
2.5 Private flood												
3. Farmowners multiple peril												
4. Homeowners multiple peril												
5.1 Commercial multiple peril (non-liability portion)												
5.2 Commercial multiple peril (liability portion)												
6. Mortgage guaranty												
8. Ocean marine												
9.1 Inland marine												
9.2 Pet insurance plans												
10. Financial guaranty												
11.1 Medical professional liability – occurrence												
11.2 Medical professional liability – claims-made												
12. Earthquake												
13.1 Comprehensive (hospital and medical) ind (b)												
13.2 Comprehensive (hospital and medical) group (b)												
14. Credit A&H (group and individual)												
15.1 Vision only (b)												
15.2 Dental only (b)												
15.3 Disability income (b)												
15.4 Medicare supplement (b)												
15.5 Medicaid Title XIX (b)												
15.6 Medicare Title XVIII (b)												
15.7 Long-term care (b)												
15.8 Federal employees health benefits plan (b)												
15.9 Other health (b)												
16. Workers' compensation												
17.1 Other liability—occurrence												
17.2 Other liability—claims-made												
17.3 Excess workers' compensation												
18.1 Products liability – occurrence												
18.2 Products liability – claims-made												
19.1 Private passenger auto no-fault (personal injury protection)												
19.2 Other private passenger auto liability												
19.3 Commercial auto no-fault (personal injury protection)												
19.4 Other commercial auto liability												
21.1 Private passenger auto physical damage												
21.2 Commercial auto physical damage												
22. Aircraft (all perils)												
23. Fidelity												
24. Surety	1,259,435	1,191,982		419,363	28,157	130,685	431,185	-	(3)	4,736	592,702	33,501
26. Burglary and theft												
27. Boiler and machinery												
28. Credit												
29. International												
30. Warranty												
31. Reins nonproportional assumed property	XXX	XXX	XXX	XXX	XXX	XXX	XXX	XXX	XXX	XXX	XXX	XXX
32. Reins nonproportional assumed liability	XXX	XXX	XXX	XXX	XXX	XXX	XXX	XXX	XXX	XXX	XXX	XXX
33. Reins nonproportional assumed financial lines	XXX	XXX	XXX	XXX	XXX	XXX	XXX	XXX	XXX	XXX	XXX	XXX
34. Aggregate write-ins for other lines of business												
35. TOTAL (a)	1,259,435	1,191,982		419,363	28,157	130,685	431,185	-	(3)	4,736	592,702	33,501
Details of Write-Ins												
3401.												
3402.												
3403.												
3498. Summary of remaining write-ins for Line 34 from overflow page												
3499. Totals (Lines 3401 through 3403 plus 3498) (Line 34 above)												

19.TN

(a) Finance and service charges not included in Lines 1 to 35 \$

(b) For health business on indicated lines report: Number of persons insured under PPO managed care products and number of persons insured under indemnity only products .



**EXHIBIT OF PREMIUMS AND LOSSES
BUSINESS IN THE STATE OF TEXAS DURING THE YEAR 2025**

NAIC Group Code: 4869

NAIC Company Code: 12750

Line of Business	Gross Premiums, Including Policy and Membership Fees, Less Return Premiums and Premiums on Policies not Taken		3 Dividends Paid or Credited to Policyholders on Direct Business	4 Direct Unearned Premium Reserves	5 Direct Losses Paid (deducting salvage)	6 Direct Losses Incurred	7 Direct Losses Unpaid	8 Direct Defense and Cost Containment Expense Paid	9 Direct Defense and Cost Containment Expense Incurred	10 Direct Defense and Cost Containment Expense Unpaid	11 Commissions and Brokerage Expenses	12 Taxes, Licenses and Fees
	1 Direct Premiums Written	2 Direct Premiums Earned										
1. Fire												
2.1 Allied lines												
2.2 Multiple peril crop												
2.3 Federal flood												
2.4 Private crop												
2.5 Private flood												
3. Farmowners multiple peril												
4. Homeowners multiple peril												
5.1 Commercial multiple peril (non-liability portion)												
5.2 Commercial multiple peril (liability portion)												
6. Mortgage guaranty												
8. Ocean marine												
9.1 Inland marine												
9.2 Pet insurance plans												
10. Financial guaranty												
11.1 Medical professional liability – occurrence												
11.2 Medical professional liability – claims-made												
12. Earthquake												
13.1 Comprehensive (hospital and medical) ind (b)												
13.2 Comprehensive (hospital and medical) group (b)												
14. Credit A&H (group and individual)												
15.1 Vision only (b)												
15.2 Dental only (b)												
15.3 Disability income (b)												
15.4 Medicare supplement (b)												
15.5 Medicaid Title XIX (b)												
15.6 Medicare Title XVIII (b)												
15.7 Long-term care (b)												
15.8 Federal employees health benefits plan (b)												
15.9 Other health (b)												
16. Workers' compensation												
17.1 Other liability—occurrence												
17.2 Other liability—claims-made												
17.3 Excess workers' compensation												
18.1 Products liability – occurrence												
18.2 Products liability – claims-made												
19.1 Private passenger auto no-fault (personal injury protection)												
19.2 Other private passenger auto liability												
19.3 Commercial auto no-fault (personal injury protection)												
19.4 Other commercial auto liability												
21.1 Private passenger auto physical damage												
21.2 Commercial auto physical damage												
22. Aircraft (all perils)												
23. Fidelity												
24. Surety	2,582,221	2,527,527		1,239,015	547,954	748,977	973,314	6,784	5,295	9,646	1,142,880	43,530
26. Burglary and theft												
27. Boiler and machinery												
28. Credit												
29. International												
30. Warranty		643		707								
31. Reins nonproportional assumed property	XXX	XXX	XXX	XXX	XXX	XXX	XXX	XXX	XXX	XXX	XXX	XXX
32. Reins nonproportional assumed liability	XXX	XXX	XXX	XXX	XXX	XXX	XXX	XXX	XXX	XXX	XXX	XXX
33. Reins nonproportional assumed financial lines	XXX	XXX	XXX	XXX	XXX	XXX	XXX	XXX	XXX	XXX	XXX	XXX
34. Aggregate write-ins for other lines of business												
35. TOTAL (a)	2,582,221	2,528,170		1,239,722	547,954	748,977	973,314	6,784	5,295	9,646	1,142,880	43,530
Details of Write-Ins												
3401.												
3402.												
3403.												
3498. Summary of remaining write-ins for Line 34 from overflow page												
3499. Totals (Lines 3401 through 3403 plus 3498) (Line 34 above)												

19 TX

(a) Finance and service charges not included in Lines 1 to 35 \$

(b) For health business on indicated lines report: Number of persons insured under PPO managed care products and number of persons insured under indemnity only products .



**EXHIBIT OF PREMIUMS AND LOSSES
BUSINESS IN THE STATE OF UTAH DURING THE YEAR 2025**

NAIC Group Code: 4869

NAIC Company Code: 12750

Line of Business	Gross Premiums, Including Policy and Membership Fees, Less Return Premiums and Premiums on Policies not Taken		3	4	5	6	7	8	9	10	11	12
	1 Direct Premiums Written	2 Direct Premiums Earned	Dividends Paid or Credited to Policyholders on Direct Business	Direct Unearned Premium Reserves	Direct Losses Paid (deducting salvage)	Direct Losses Incurred	Direct Losses Unpaid	Direct Defense and Cost Containment Expense Paid	Direct Defense and Cost Containment Expense Incurred	Direct Defense and Cost Containment Expense Unpaid	Commissions and Brokerage Expenses	Taxes, Licenses and Fees
1. Fire												
2.1 Allied lines												
2.2 Multiple peril crop												
2.3 Federal flood												
2.4 Private crop												
2.5 Private flood												
3. Farmowners multiple peril												
4. Homeowners multiple peril												
5.1 Commercial multiple peril (non-liability portion)												
5.2 Commercial multiple peril (liability portion)												
6. Mortgage guaranty												
8. Ocean marine												
9.1 Inland marine												
9.2 Pet insurance plans												
10. Financial guaranty												
11.1 Medical professional liability – occurrence												
11.2 Medical professional liability – claims-made												
12. Earthquake												
13.1 Comprehensive (hospital and medical) ind (b)												
13.2 Comprehensive (hospital and medical) group (b)												
14. Credit A&H (group and individual)												
15.1 Vision only (b)												
15.2 Dental only (b)												
15.3 Disability income (b)												
15.4 Medicare supplement (b)												
15.5 Medicaid Title XIX (b)												
15.6 Medicare Title XVIII (b)												
15.7 Long-term care (b)												
15.8 Federal employees health benefits plan (b)												
15.9 Other health (b)												
16. Workers' compensation												
17.1 Other liability—occurrence												
17.2 Other liability—claims-made												
17.3 Excess workers' compensation												
18.1 Products liability – occurrence												
18.2 Products liability – claims-made												
19.1 Private passenger auto no-fault (personal injury protection)												
19.2 Other private passenger auto liability												
19.3 Commercial auto no-fault (personal injury protection)												
19.4 Other commercial auto liability												
21.1 Private passenger auto physical damage												
21.2 Commercial auto physical damage												
22. Aircraft (all perils)												
23. Fidelity												
24. Surety	99,914	114,869		40,129	-	(788)	30,381	-	(116)	334	52,295	4,717
26. Burglary and theft												
27. Boiler and machinery												
28. Credit												
29. International												
30. Warranty		146		87								
31. Reins nonproportional assumed property	XXX	XXX	XXX	XXX	XXX	XXX	XXX	XXX	XXX	XXX	XXX	XXX
32. Reins nonproportional assumed liability	XXX	XXX	XXX	XXX	XXX	XXX	XXX	XXX	XXX	XXX	XXX	XXX
33. Reins nonproportional assumed financial lines	XXX	XXX	XXX	XXX	XXX	XXX	XXX	XXX	XXX	XXX	XXX	XXX
34. Aggregate write-ins for other lines of business												
35. TOTAL (a)	99,914	115,015		40,216	-	(788)	30,381	-	(116)	334	52,295	4,717
Details of Write-Ins												
3401.												
3402.												
3403.												
3498. Summary of remaining write-ins for Line 34 from overflow page												
3499. Totals (Lines 3401 through 3403 plus 3498) (Line 34 above)												

19 UT

(a) Finance and service charges not included in Lines 1 to 35 \$

(b) For health business on indicated lines report: Number of persons insured under PPO managed care products and number of persons insured under indemnity only products .



**EXHIBIT OF PREMIUMS AND LOSSES
BUSINESS IN THE STATE OF VERMONT DURING THE YEAR 2025**

NAIC Group Code: 4869

NAIC Company Code: 12750

Line of Business	Gross Premiums, Including Policy and Membership Fees, Less Return Premiums and Premiums on Policies not Taken		3 Dividends Paid or Credited to Policyholders on Direct Business	4 Direct Unearned Premium Reserves	5 Direct Losses Paid (deducting salvage)	6 Direct Losses Incurred	7 Direct Losses Unpaid	8 Direct Defense and Cost Containment Expense Paid	9 Direct Defense and Cost Containment Expense Incurred	10 Direct Defense and Cost Containment Expense Unpaid	11 Commissions and Brokerage Expenses	12 Taxes, Licenses and Fees
	1 Direct Premiums Written	2 Direct Premiums Earned										
1. Fire												
2.1 Allied lines												
2.2 Multiple peril crop												
2.3 Federal flood												
2.4 Private crop												
2.5 Private flood												
3. Farmowners multiple peril												
4. Homeowners multiple peril												
5.1 Commercial multiple peril (non-liability portion)												
5.2 Commercial multiple peril (liability portion)												
6. Mortgage guaranty												
8. Ocean marine												
9.1 Inland marine												
9.2 Pet insurance plans												
10. Financial guaranty												
11.1 Medical professional liability – occurrence												
11.2 Medical professional liability – claims-made												
12. Earthquake												
13.1 Comprehensive (hospital and medical) ind (b)												
13.2 Comprehensive (hospital and medical) group (b)												
14. Credit A&H (group and individual)												
15.1 Vision only (b)												
15.2 Dental only (b)												
15.3 Disability income (b)												
15.4 Medicare supplement (b)												
15.5 Medicaid Title XIX (b)												
15.6 Medicare Title XVIII (b)												
15.7 Long-term care (b)												
15.8 Federal employees health benefits plan (b)												
15.9 Other health (b)												
16. Workers' compensation												
17.1 Other liability—occurrence												
17.2 Other liability—claims-made												
17.3 Excess workers' compensation												
18.1 Products liability – occurrence												
18.2 Products liability – claims-made												
19.1 Private passenger auto no-fault (personal injury protection)												
19.2 Other private passenger auto liability												
19.3 Commercial auto no-fault (personal injury protection)												
19.4 Other commercial auto liability												
21.1 Private passenger auto physical damage												
21.2 Commercial auto physical damage												
22. Aircraft (all perils)												
23. Fidelity												
24. Surety	379,875	442,917		198,836	-	19,650	129,122	-	(160)	1,418	182,340	8,139
26. Burglary and theft												
27. Boiler and machinery												
28. Credit												
29. International												
30. Warranty												
31. Reins nonproportional assumed property	XXX	XXX	9	XXX	2	XXX	XXX	XXX	XXX	XXX	XXX	XXX
32. Reins nonproportional assumed liability	XXX	XXX		XXX		XXX	XXX	XXX	XXX	XXX	XXX	XXX
33. Reins nonproportional assumed financial lines	XXX	XXX		XXX		XXX	XXX	XXX	XXX	XXX	XXX	XXX
34. Aggregate write-ins for other lines of business												
35. TOTAL (a)	379,875	442,926		198,838	-	19,650	129,122	-	(160)	1,418	182,340	8,139
Details of Write-Ins												
3401.												
3402.												
3403.												
3498. Summary of remaining write-ins for Line 34 from overflow page												
3499. Totals (Lines 3401 through 3403 plus 3498) (Line 34 above)												

19 VT

(a) Finance and service charges not included in Lines 1 to 35 \$

(b) For health business on indicated lines report: Number of persons insured under PPO managed care products and number of persons insured under indemnity only products .



**EXHIBIT OF PREMIUMS AND LOSSES
BUSINESS IN THE STATE OF VIRGINIA DURING THE YEAR 2025**

NAIC Group Code: 4869

NAIC Company Code: 12750

Line of Business	Gross Premiums, Including Policy and Membership Fees, Less Return Premiums and Premiums on Policies not Taken		3 Dividends Paid or Credited to Policyholders on Direct Business	4 Direct Unearned Premium Reserves	5 Direct Losses Paid (deducting salvage)	6 Direct Losses Incurred	7 Direct Losses Unpaid	8 Direct Defense and Cost Containment Expense Paid	9 Direct Defense and Cost Containment Expense Incurred	10 Direct Defense and Cost Containment Expense Unpaid	11 Commissions and Brokerage Expenses	12 Taxes, Licenses and Fees
	1 Direct Premiums Written	2 Direct Premiums Earned										
1. Fire												
2.1 Allied lines												
2.2 Multiple peril crop												
2.3 Federal flood												
2.4 Private crop												
2.5 Private flood												
3. Farmowners multiple peril												
4. Homeowners multiple peril												
5.1 Commercial multiple peril (non-liability portion)												
5.2 Commercial multiple peril (liability portion)												
6. Mortgage guaranty												
8. Ocean marine												
9.1 Inland marine												
9.2 Pet insurance plans												
10. Financial guaranty												
11.1 Medical professional liability – occurrence												
11.2 Medical professional liability – claims-made												
12. Earthquake												
13.1 Comprehensive (hospital and medical) ind (b)												
13.2 Comprehensive (hospital and medical) group (b)												
14. Credit A&H (group and individual)												
15.1 Vision only (b)												
15.2 Dental only (b)												
15.3 Disability income (b)												
15.4 Medicare supplement (b)												
15.5 Medicaid Title XIX (b)												
15.6 Medicare Title XVIII (b)												
15.7 Long-term care (b)												
15.8 Federal employees health benefits plan (b)												
15.9 Other health (b)												
16. Workers' compensation												
17.1 Other liability—occurrence												
17.2 Other liability—claims-made												
17.3 Excess workers' compensation												
18.1 Products liability – occurrence												
18.2 Products liability – claims-made												
19.1 Private passenger auto no-fault (personal injury protection)												
19.2 Other private passenger auto liability												
19.3 Commercial auto no-fault (personal injury protection)												
19.4 Other commercial auto liability												
21.1 Private passenger auto physical damage												
21.2 Commercial auto physical damage												
22. Aircraft (all perils)												
23. Fidelity												
24. Surety	914,995	916,272		359,793	4,443,825	4,474,746	312,198	39,001	38,374	3,429	435,328	23,574
26. Burglary and theft												
27. Boiler and machinery												
28. Credit												
29. International												
30. Warranty		1,940		4,610								
31. Reins nonproportional assumed property	XXX	XXX	XXX	XXX	XXX	XXX	XXX	XXX	XXX	XXX	XXX	XXX
32. Reins nonproportional assumed liability	XXX	XXX	XXX	XXX	XXX	XXX	XXX	XXX	XXX	XXX	XXX	XXX
33. Reins nonproportional assumed financial lines	XXX	XXX	XXX	XXX	XXX	XXX	XXX	XXX	XXX	XXX	XXX	XXX
34. Aggregate write-ins for other lines of business												
35. TOTAL (a)	914,995	918,212		364,403	4,443,825	4,474,746	312,198	39,001	38,374	3,429	435,328	23,574
Details of Write-Ins												
3401.												
3402.												
3403.												
3498. Summary of remaining write-ins for Line 34 from overflow page												
3499. Totals (Lines 3401 through 3403 plus 3498) (Line 34 above)												

19 VA

(a) Finance and service charges not included in Lines 1 to 35 \$

(b) For health business on indicated lines report: Number of persons insured under PPO managed care products and number of persons insured under indemnity only products .



EXHIBIT OF PREMIUMS AND LOSSES
BUSINESS IN THE STATE OF WASHINGTON DURING THE YEAR 2025

NAIC Group Code: 4869

NAIC Company Code: 12750

Line of Business	Gross Premiums, Including Policy and Membership Fees, Less Return Premiums and Premiums on Policies not Taken		3 Dividends Paid or Credited to Policyholders on Direct Business	4 Direct Unearned Premium Reserves	5 Direct Losses Paid (deducting salvage)	6 Direct Losses Incurred	7 Direct Losses Unpaid	8 Direct Defense and Cost Containment Expense Paid	9 Direct Defense and Cost Containment Expense Incurred	10 Direct Defense and Cost Containment Expense Unpaid	11 Commissions and Brokerage Expenses	12 Taxes, Licenses and Fees
	1 Direct Premiums Written	2 Direct Premiums Earned										
1. Fire												
2.1 Allied lines												
2.2 Multiple peril crop												
2.3 Federal flood												
2.4 Private crop												
2.5 Private flood												
3. Farmowners multiple peril												
4. Homeowners multiple peril												
5.1 Commercial multiple peril (non-liability portion)												
5.2 Commercial multiple peril (liability portion)												
6. Mortgage guaranty												
8. Ocean marine												
9.1 Inland marine												
9.2 Pet insurance plans												
10. Financial guaranty												
11.1 Medical professional liability – occurrence												
11.2 Medical professional liability – claims-made												
12. Earthquake												
13.1 Comprehensive (hospital and medical) ind (b)												
13.2 Comprehensive (hospital and medical) group (b)												
14. Credit A&H (group and individual)												
15.1 Vision only (b)												
15.2 Dental only (b)												
15.3 Disability income (b)												
15.4 Medicare supplement (b)												
15.5 Medicaid Title XIX (b)												
15.6 Medicare Title XVIII (b)												
15.7 Long-term care (b)												
15.8 Federal employees health benefits plan (b)												
15.9 Other health (b)												
16. Workers' compensation												
17.1 Other liability—occurrence												
17.2 Other liability—claims-made												
17.3 Excess workers' compensation												
18.1 Products liability – occurrence												
18.2 Products liability – claims-made												
19.1 Private passenger auto no-fault (personal injury protection)												
19.2 Other private passenger auto liability												
19.3 Commercial auto no-fault (personal injury protection)												
19.4 Other commercial auto liability												
21.1 Private passenger auto physical damage												
21.2 Commercial auto physical damage												
22. Aircraft (all perils)												
23. Fidelity												
24. Surety	114,739	115,975		25,745	-	(3,002)	39,001	-	(177)	428	55,075	3,482
26. Burglary and theft												
27. Boiler and machinery												
28. Credit												
29. International												
30. Warranty		2,773										
31. Reins nonproportional assumed property	XXX	XXX	XXX	XXX	XXX	XXX	XXX	XXX	XXX	XXX	XXX	XXX
32. Reins nonproportional assumed liability	XXX	XXX	XXX	XXX	XXX	XXX	XXX	XXX	XXX	XXX	XXX	XXX
33. Reins nonproportional assumed financial lines	XXX	XXX	XXX	XXX	XXX	XXX	XXX	XXX	XXX	XXX	XXX	XXX
34. Aggregate write-ins for other lines of business												
35. TOTAL (a)	114,739	118,748		25,745	-	(3,002)	39,001	-	(177)	428	55,075	3,482
Details of Write-Ins												
3401.												
3402.												
3403.												
3498. Summary of remaining write-ins for Line 34 from overflow page												
3499. Totals (Lines 3401 through 3403 plus 3498) (Line 34 above)												

19.WA

(a) Finance and service charges not included in Lines 1 to 35 \$

(b) For health business on indicated lines report: Number of persons insured under PPO managed care products and number of persons insured under indemnity only products .



**EXHIBIT OF PREMIUMS AND LOSSES
BUSINESS IN THE STATE OF WEST VIRGINIA DURING THE YEAR 2025**

NAIC Group Code: 4869

NAIC Company Code: 12750

Line of Business	Gross Premiums, Including Policy and Membership Fees, Less Return Premiums and Premiums on Policies not Taken		3	4	5	6	7	8	9	10	11	12
	1 Direct Premiums Written	2 Direct Premiums Earned	Dividends Paid or Credited to Policyholders on Direct Business	Direct Unearned Premium Reserves	Direct Losses Paid (deducting salvage)	Direct Losses Incurred	Direct Losses Unpaid	Direct Defense and Cost Containment Expense Paid	Direct Defense and Cost Containment Expense Incurred	Direct Defense and Cost Containment Expense Unpaid	Commissions and Brokerage Expenses	Taxes, Licenses and Fees
1. Fire												
2.1 Allied lines												
2.2 Multiple peril crop												
2.3 Federal flood												
2.4 Private crop												
2.5 Private flood												
3. Farmowners multiple peril												
4. Homeowners multiple peril												
5.1 Commercial multiple peril (non-liability portion)												
5.2 Commercial multiple peril (liability portion)												
6. Mortgage guaranty												
8. Ocean marine												
9.1 Inland marine												
9.2 Pet insurance plans												
10. Financial guaranty												
11.1 Medical professional liability – occurrence												
11.2 Medical professional liability – claims-made												
12. Earthquake												
13.1 Comprehensive (hospital and medical) ind (b)												
13.2 Comprehensive (hospital and medical) group (b)												
14. Credit A&H (group and individual)												
15.1 Vision only (b)												
15.2 Dental only (b)												
15.3 Disability income (b)												
15.4 Medicare supplement (b)												
15.5 Medicaid Title XIX (b)												
15.6 Medicare Title XVIII (b)												
15.7 Long-term care (b)												
15.8 Federal employees health benefits plan (b)												
15.9 Other health (b)												
16. Workers' compensation												
17.1 Other liability—occurrence												
17.2 Other liability—claims-made												
17.3 Excess workers' compensation												
18.1 Products liability – occurrence												
18.2 Products liability – claims-made												
19.1 Private passenger auto no-fault (personal injury protection)												
19.2 Other private passenger auto liability												
19.3 Commercial auto no-fault (personal injury protection)												
19.4 Other commercial auto liability												
21.1 Private passenger auto physical damage												
21.2 Commercial auto physical damage												
22. Aircraft (all perils)												
23. Fidelity												
24. Surety	12,584	12,301		9,164	-	(2,629)	3,407	-	(50)	37	7,094	(2,050)
26. Burglary and theft												
27. Boiler and machinery												
28. Credit												
29. International												
30. Warranty												
31. Reins nonproportional assumed property	XXX	XXX	XXX	XXX	XXX	XXX	XXX	XXX	XXX	XXX	XXX	XXX
32. Reins nonproportional assumed liability	XXX	XXX	XXX	XXX	XXX	XXX	XXX	XXX	XXX	XXX	XXX	XXX
33. Reins nonproportional assumed financial lines	XXX	XXX	XXX	XXX	XXX	XXX	XXX	XXX	XXX	XXX	XXX	XXX
34. Aggregate write-ins for other lines of business												
35. TOTAL (a)	12,584	12,301		9,164	-	(2,629)	3,407	-	(50)	37	7,094	(2,050)
Details of Write-Ins												
3401.												
3402.												
3403.												
3498. Summary of remaining write-ins for Line 34 from overflow page												
3499. Totals (Lines 3401 through 3403 plus 3498) (Line 34 above)												

19.WV

(a) Finance and service charges not included in Lines 1 to 35 \$

(b) For health business on indicated lines report: Number of persons insured under PPO managed care products and number of persons insured under indemnity only products .



**EXHIBIT OF PREMIUMS AND LOSSES
BUSINESS IN THE STATE OF WISCONSIN DURING THE YEAR 2025**

NAIC Group Code: 4869

NAIC Company Code: 12750

Line of Business	Gross Premiums, Including Policy and Membership Fees, Less Return Premiums and Premiums on Policies not Taken		3 Dividends Paid or Credited to Policyholders on Direct Business	4 Direct Unearned Premium Reserves	5 Direct Losses Paid (deducting salvage)	6 Direct Losses Incurred	7 Direct Losses Unpaid	8 Direct Defense and Cost Containment Expense Paid	9 Direct Defense and Cost Containment Expense Incurred	10 Direct Defense and Cost Containment Expense Unpaid	11 Commissions and Brokerage Expenses	12 Taxes, Licenses and Fees
	1 Direct Premiums Written	2 Direct Premiums Earned										
1. Fire												
2.1 Allied lines												
2.2 Multiple peril crop												
2.3 Federal flood												
2.4 Private crop												
2.5 Private flood												
3. Farmowners multiple peril												
4. Homeowners multiple peril												
5.1 Commercial multiple peril (non-liability portion)												
5.2 Commercial multiple peril (liability portion)												
6. Mortgage guaranty												
8. Ocean marine												
9.1 Inland marine												
9.2 Pet insurance plans												
10. Financial guaranty												
11.1 Medical professional liability – occurrence												
11.2 Medical professional liability – claims-made												
12. Earthquake												
13.1 Comprehensive (hospital and medical) ind (b)												
13.2 Comprehensive (hospital and medical) group (b)												
14. Credit A&H (group and individual)												
15.1 Vision only (b)												
15.2 Dental only (b)												
15.3 Disability income (b)												
15.4 Medicare supplement (b)												
15.5 Medicaid Title XIX (b)												
15.6 Medicare Title XVIII (b)												
15.7 Long-term care (b)												
15.8 Federal employees health benefits plan (b)												
15.9 Other health (b)												
16. Workers' compensation												
17.1 Other liability—occurrence												
17.2 Other liability—claims-made												
17.3 Excess workers' compensation												
18.1 Products liability – occurrence												
18.2 Products liability – claims-made												
19.1 Private passenger auto no-fault (personal injury protection)												
19.2 Other private passenger auto liability												
19.3 Commercial auto no-fault (personal injury protection)												
19.4 Other commercial auto liability												
21.1 Private passenger auto physical damage												
21.2 Commercial auto physical damage												
22. Aircraft (all perils)												
23. Fidelity												
24. Surety	1,986,890	2,150,235		744,013	500	(27,176)	675,359	-	(2,719)	7,417	953,707	17,457
26. Burglary and theft												
27. Boiler and machinery												
28. Credit												
29. International												
30. Warranty		4,252										
31. Reins nonproportional assumed property	XXX	XXX	XXX	XXX	XXX	XXX	XXX	XXX	XXX	XXX	XXX	XXX
32. Reins nonproportional assumed liability	XXX	XXX	XXX	XXX	XXX	XXX	XXX	XXX	XXX	XXX	XXX	XXX
33. Reins nonproportional assumed financial lines	XXX	XXX	XXX	XXX	XXX	XXX	XXX	XXX	XXX	XXX	XXX	XXX
34. Aggregate write-ins for other lines of business												
35. TOTAL (a)	1,986,890	2,154,487		744,013	500	(27,176)	675,359	-	(2,719)	7,417	953,707	17,457
Details of Write-Ins												
3401.												
3402.												
3403.												
3498. Summary of remaining write-ins for Line 34 from overflow page												
3499. Totals (Lines 3401 through 3403 plus 3498) (Line 34 above)												

19 WI

(a) Finance and service charges not included in Lines 1 to 35 \$

(b) For health business on indicated lines report: Number of persons insured under PPO managed care products and number of persons insured under indemnity only products .



**EXHIBIT OF PREMIUMS AND LOSSES
BUSINESS IN THE STATE OF WYOMING DURING THE YEAR 2025**

NAIC Group Code: 4869

NAIC Company Code: 12750

Line of Business	Gross Premiums, Including Policy and Membership Fees, Less Return Premiums and Premiums on Policies not Taken		3 Dividends Paid or Credited to Policyholders on Direct Business	4 Direct Unearned Premium Reserves	5 Direct Losses Paid (deducting salvage)	6 Direct Losses Incurred	7 Direct Losses Unpaid	8 Direct Defense and Cost Containment Expense Paid	9 Direct Defense and Cost Containment Expense Incurred	10 Direct Defense and Cost Containment Expense Unpaid	11 Commissions and Brokerage Expenses	12 Taxes, Licenses and Fees
	1 Direct Premiums Written	2 Direct Premiums Earned										
1. Fire												
2.1 Allied lines												
2.2 Multiple peril crop												
2.3 Federal flood												
2.4 Private crop												
2.5 Private flood												
3. Farmowners multiple peril												
4. Homeowners multiple peril												
5.1 Commercial multiple peril (non-liability portion)												
5.2 Commercial multiple peril (liability portion)												
6. Mortgage guaranty												
8. Ocean marine												
9.1 Inland marine												
9.2 Pet insurance plans												
10. Financial guaranty												
11.1 Medical professional liability – occurrence												
11.2 Medical professional liability – claims-made												
12. Earthquake												
13.1 Comprehensive (hospital and medical) ind (b)												
13.2 Comprehensive (hospital and medical) group (b)												
14. Credit A&H (group and individual)												
15.1 Vision only (b)												
15.2 Dental only (b)												
15.3 Disability income (b)												
15.4 Medicare supplement (b)												
15.5 Medicaid Title XIX (b)												
15.6 Medicare Title XVIII (b)												
15.7 Long-term care (b)												
15.8 Federal employees health benefits plan (b)												
15.9 Other health (b)												
16. Workers' compensation												
17.1 Other liability—occurrence												
17.2 Other liability—claims-made												
17.3 Excess workers' compensation												
18.1 Products liability – occurrence												
18.2 Products liability – claims-made												
19.1 Private passenger auto no-fault (personal injury protection)												
19.2 Other private passenger auto liability												
19.3 Commercial auto no-fault (personal injury protection)												
19.4 Other commercial auto liability												
21.1 Private passenger auto physical damage												
21.2 Commercial auto physical damage												
22. Aircraft (all perils)												
23. Fidelity												
24. Surety	207,338	211,129		53,798	-	46,284	67,952	-	434	746	102,578	6,643
26. Burglary and theft												
27. Boiler and machinery												
28. Credit												
29. International												
30. Warranty		177		76								
31. Reins nonproportional assumed property	XXX	XXX	XXX	XXX	XXX	XXX	XXX	XXX	XXX	XXX	XXX	XXX
32. Reins nonproportional assumed liability	XXX	XXX	XXX	XXX	XXX	XXX	XXX	XXX	XXX	XXX	XXX	XXX
33. Reins nonproportional assumed financial lines	XXX	XXX	XXX	XXX	XXX	XXX	XXX	XXX	XXX	XXX	XXX	XXX
34. Aggregate write-ins for other lines of business												
35. TOTAL (a)	207,338	211,306		53,874	-	46,284	67,952	-	434	746	102,578	6,643
Details of Write-Ins												
3401.												
3402.												
3403.												
3498. Summary of remaining write-ins for Line 34 from overflow page												
3499. Totals (Lines 3401 through 3403 plus 3498) (Line 34 above)												

19.WY

(a) Finance and service charges not included in Lines 1 to 35 \$

(b) For health business on indicated lines report: Number of persons insured under PPO managed care products and number of persons insured under indemnity only products .



**EXHIBIT OF PREMIUMS AND LOSSES
BUSINESS IN THE STATE OF GUAM DURING THE YEAR 2025**

NAIC Group Code: 4869

NAIC Company Code: 12750

Line of Business	Gross Premiums, Including Policy and Membership Fees, Less Return Premiums and Premiums on Policies not Taken		3	4	5	6	7	8	9	10	11	12
	1 Direct Premiums Written	2 Direct Premiums Earned	Dividends Paid or Credited to Policyholders on Direct Business	Direct Unearned Premium Reserves	Direct Losses Paid (deducting salvage)	Direct Losses Incurred	Direct Losses Unpaid	Direct Defense and Cost Containment Expense Paid	Direct Defense and Cost Containment Expense Incurred	Direct Defense and Cost Containment Expense Unpaid	Commissions and Brokerage Expenses	Taxes, Licenses and Fees
1. Fire												
2.1 Allied lines												
2.2 Multiple peril crop												
2.3 Federal flood												
2.4 Private crop												
2.5 Private flood												
3. Farmowners multiple peril												
4. Homeowners multiple peril												
5.1 Commercial multiple peril (non-liability portion)												
5.2 Commercial multiple peril (liability portion)												
6. Mortgage guaranty												
8. Ocean marine												
9.1 Inland marine												
9.2 Pet insurance plans												
10. Financial guaranty												
11.1 Medical professional liability – occurrence												
11.2 Medical professional liability – claims-made												
12. Earthquake												
13.1 Comprehensive (hospital and medical) ind (b)												
13.2 Comprehensive (hospital and medical) group (b)												
14. Credit A&H (group and individual)												
15.1 Vision only (b)												
15.2 Dental only (b)												
15.3 Disability income (b)												
15.4 Medicare supplement (b)												
15.5 Medicaid Title XIX (b)												
15.6 Medicare Title XVIII (b)												
15.7 Long-term care (b)												
15.8 Federal employees health benefits plan (b)												
15.9 Other health (b)												
16. Workers' compensation												
17.1 Other liability—occurrence												
17.2 Other liability—claims-made												
17.3 Excess workers' compensation												
18.1 Products liability – occurrence												
18.2 Products liability – claims-made												
19.1 Private passenger auto no-fault (personal injury protection)												
19.2 Other private passenger auto liability												
19.3 Commercial auto no-fault (personal injury protection)												
19.4 Other commercial auto liability												
21.1 Private passenger auto physical damage												
21.2 Commercial auto physical damage												
22. Aircraft (all perils)												
23. Fidelity												
24. Surety												
26. Burglary and theft												
27. Boiler and machinery												
28. Credit												
29. International												
30. Warranty												
31. Reins nonproportional assumed property	XXX	XXX	XXX	XXX	XXX	XXX	XXX	XXX	XXX	XXX	XXX	XXX
32. Reins nonproportional assumed liability	XXX	XXX	XXX	XXX	XXX	XXX	XXX	XXX	XXX	XXX	XXX	XXX
33. Reins nonproportional assumed financial lines	XXX	XXX	XXX	XXX	XXX	XXX	XXX	XXX	XXX	XXX	XXX	XXX
34. Aggregate write-ins for other lines of business												
35. TOTAL (a)												
Details of Write-Ins												
3401.												
3402.												
3403.												
3498. Summary of remaining write-ins for Line 34 from overflow page												
3499. Totals (Lines 3401 through 3403 plus 3498) (Line 34 above)												

NONE

19 GU

(a) Finance and service charges not included in Lines 1 to 35 \$

(b) For health business on indicated lines report: Number of persons insured under PPO managed care products and number of persons insured under indemnity only products .



EXHIBIT OF PREMIUMS AND LOSSES
GRAND TOTAL DURING THE YEAR 2025

NAIC Group Code: 4869

NAIC Company Code: 12750

Line of Business	Gross Premiums, Including Policy and Membership Fees, Less Return Premiums and Premiums on Policies not Taken		3	4	5	6	7	8	9	10	11	12
	1 Direct Premiums Written	2 Direct Premiums Earned	Dividends Paid or Credited to Policyholders on Direct Business	Direct Unearned Premium Reserves	Direct Losses Paid (deducting salvage)	Direct Losses Incurred	Direct Losses Unpaid	Direct Defense and Cost Containment Expense Paid	Direct Defense and Cost Containment Expense Incurred	Direct Defense and Cost Containment Expense Unpaid	Commissions and Brokerage Expenses	Taxes, Licenses and Fees
1. Fire												
2.1 Allied lines												
2.2 Multiple peril crop												
2.3 Federal flood												
2.4 Private crop												
2.5 Private flood												
3. Farmowners multiple peril												
4. Homeowners multiple peril												
5.1 Commercial multiple peril (non-liability portion)												
5.2 Commercial multiple peril (liability portion)												
6. Mortgage guaranty												
8. Ocean marine												
9.1 Inland marine												
9.2 Pet insurance plans												
10. Financial guaranty												
11.1 Medical professional liability – occurrence												
11.2 Medical professional liability – claims-made												
12. Earthquake												
13.1 Comprehensive (hospital and medical) ind (b)												
13.2 Comprehensive (hospital and medical) group (b)												
14. Credit A&H (group and individual)												
15.1 Vision only (b)												
15.2 Dental only (b)												
15.3 Disability income (b)												
15.4 Medicare supplement (b)												
15.5 Medicaid Title XIX (b)												
15.6 Medicare Title XVIII (b)												
15.7 Long-term care (b)												
15.8 Federal employees health benefits plan (b)												
15.9 Other health (b)												
16. Workers' compensation					195,689	35,257	1,539,322	770				
17.1 Other liability—occurrence												
17.2 Other liability—claims-made												
17.3 Excess workers' compensation												
18.1 Products liability – occurrence												
18.2 Products liability – claims-made												
19.1 Private passenger auto no-fault (personal injury protection)												
19.2 Other private passenger auto liability												
19.3 Commercial auto no-fault (personal injury protection)												
19.4 Other commercial auto liability												
21.1 Private passenger auto physical damage												
21.2 Commercial auto physical damage												
22. Aircraft (all perils)												
23. Fidelity												
24. Surety	41,628,004	43,529,064		18,709,167	12,310,406	10,321,166	15,568,304	148,110	56,353	156,923	19,399,820	1,092,200
26. Burglary and theft												
27. Boiler and machinery												
28. Credit												
29. International												
30. Warranty		32,039		23,589								
31. Reins nonproportional assumed property	XXX	XXX	XXX	XXX	XXX	XXX	XXX	XXX	XXX	XXX	XXX	XXX
32. Reins nonproportional assumed liability	XXX	XXX	XXX	XXX	XXX	XXX	XXX	XXX	XXX	XXX	XXX	XXX
33. Reins nonproportional assumed financial lines	XXX	XXX	XXX	XXX	XXX	XXX	XXX	XXX	XXX	XXX	XXX	XXX
34. Aggregate write-ins for other lines of business												
35. TOTAL (a)	41,628,004	43,561,103		18,732,756	12,506,095	10,356,423	17,107,626	148,880	56,353	156,923	19,399,820	1,092,200
Details of Write-Ins												
3401.												
3402.												
3403.												
3498. Summary of remaining write-ins for Line 34 from overflow page												
3499. Totals (Lines 3401 through 3403 plus 3498) (Line 34 above)												

19.GT

(a) Finance and service charges not included in Lines 1 to 35 \$

(b) For health business on indicated lines report: Number of persons insured under PPO managed care products and number of persons insured under indemnity only products .

SCHEDULE F - PART 1

Assumed Reinsurance as of December 31, Current Year (\$000 Omitted)

1 ID Number	2 NAIC Company Code	3 Name of Reinsured	4 Domiciliary Jurisdiction	5 Assumed Premium	Reinsurance On			9 Contingent Commissions Payable	10 Assumed Premiums Receivable	11 Unearned Premium	12 Funds Held By or Deposited With Reinsured Companies	13 Letters of Credit Posted	14 Amount of Assets Pledged or Compensating Balances to Secure Letters of Credit	15 Amount of Assets Pledged or Collateral Held in Trust
					6 Paid Losses and Loss Adjustment Expenses	7 Known Case Losses and LAE	8 Cols. 6 + 7							
Total Other U.S. Unaffiliated Insurers														
87-0363183	39551	Continental Heritage Insurance Co	FL	2,291						71				
31-0620146	26565	Ohio Indemnity Co	OH	120					155	928				
0999999 - Total Other U.S. Unaffiliated Insurers				2,411					155	999				
9999999 - Totals				2,411					155	999				

SCHEDULE F - PART 2

Premium Portfolio Reinsurance Effected or (Canceled) During Current Year

1 ID Number	2 NAIC Company Code	3 Name of Company	4 Date of Contract	5 Original Premium	6 Reinsurance Premium
0199999		– Total reinsurance ceded by portfolio			
0299999		– Total reinsurance assumed by portfolio			

NONE

Annual Statement for the Year 2025 of the Evergreen National Indemnity Company

SCHEDULE F - PART 3

Ceded Reinsurance as of December 31, Current Year (\$000 Omitted)

1 ID Number	2 NAIC Company Code	3 Name of Reinsurer	4 Domiciliary Jurisdiction	5 Special Code	6 Reinsurance Premiums Ceded	Reinsurance Recoverable On									16 Amount in Dispute Included in Column 15	Reinsurance Payable		19 Net Amount Recoverable From Reinsurers Cols. 15- [17+18]	20 Funds Held by Company Under Reinsurance Treaties
						7 Paid Losses	8 Paid LAE	9 Known Case Loss Reserves	10 Known Case LAE Reserves	11 IBNR Loss Reserves	12 IBNR LAE Reserves	13 Unearned Premiums	14 Contingent Commissions	15 Cols. 7 through 14 Totals		17 Ceded Balances Payable	18 Other Amounts Due to Reinsurers		
Total Authorized, Other U.S. Unaffiliated Insurers																			
06-0237820	20699	ACE PROP & CAS INS CO	PA		6,736					2,344	51	3,204		5,599		828		4,771	
51-0434766	20370	AXIS REINS CO	NY		3,187					1,128	51	1,516		2,695		392		2,303	
31-0936702	36951	CENTURY SURETY CO	OH					5		11				16		116		(100)	
35-2293075	11551	ENDURANCE ASSUR CORP	DE		4,571					1,566		2,174		3,740		562		3,178	
13-2673100	22039	GENERAL REINS CORP	DE			116		936		603				1,655				1,655	
31-0620146	26565	OHIO IND CO	OH		5,240					1,771	34	2,345		4,150		668		3,482	
13-3031176	38636	PARTNER REINS AMER CORP	NY		4,150					1,434	17	1,974		3,425		510		2,915	
13-1675535	25364	SWISS REINS AMER CORP	NY		2,406					836	17	1,145		1,998		295		1,703	
0999999 - Total Authorized, Other U.S. Unaffiliated Insurers					26,290	116		941		9,693	170	12,358		23,278		3,371		19,907	
Total Authorized, Other Non-U.S. Insurers																			
AA-1128623		LLOYD'S SYNDICATE NUMBER 2623	GBR								2			2				2	
1299999 - Total Authorized, Other Non-U.S. Insurers											2			2				2	
1499999 - Total Authorized Excluding Protected Cells					26,290	116		941		9,693	172	12,358		23,280		3,371		19,909	
Total Unauthorized, Other U.S. Unaffiliated Insurers																			
81-3322404		NATIONAL FIDELITY REINSURANCE CO	NC								1			1				1	24
2399999 - Total Unauthorized, Other U.S. Unaffiliated Insurers											1			1				1	24
2899999 - Total Unauthorized Excluding Protected Cells											1			1				1	24
5799999 - Total Authorized, Unauthorized, Reciprocal Jurisdiction and Certified Excluding Protected Cells					26,290	116		941		9,693	173	12,358		23,281		3,371		19,910	24
9999999 - Totals					26,290	116		941		9,693	173	12,358		23,281		3,371		19,910	24

SCHEDULE F - PART 3 (CONTINUED)
Ceded Reinsurance as of December 31, Current Year (\$000 Omitted)
(Credit Risk)

1	2	Collateral				25	26	27	Ceded Reinsurance Credit Risk								
		21	22	23	24				28	29	30	31	32	33	34	35	36
ID Number From Col. 1	Name of Reinsurer From Col. 3	Multiple Beneficiary Trusts	Letters of Credit	Issuing or Confirming Bank Reference Number	Single Beneficiary Trusts & Other Allowable Collateral	Total Funds Held, Payables & Collateral	Net Recoverable Net of Funds Held & Collateral	Applicable Sch. F Penalty (Col. 78)	Total Amount Recoverable From Reinsurers Less Penalty (Cols. 15 - 27)	Stressed Recoverable (Col. 28*120%)	Reinsurance Payable & Funds Held (Cols. 17+18+20; but not in excess of Col. 29)	Stressed Net Recoverable (Cols. 29 - 30)	Total Collateral (Cols. 21 + 22 + 24, not in Excess of Col. 31)	Stressed Net Recoverable Net of Collateral Offsets (Cols. 31 - 32)	Reinsurer Designation Equivalent	Credit Risk on Collateralized Recoverables (Col. 32 * Factor Applicable to Reinsurer Designation Equivalent in Col. 34)	Credit Risk on Un-collateralized Recoverables (Col. 33 * Factor Applicable to Reinsurer Designation Equivalent in Col. 34)
Total Authorized, Other U.S. Unaffiliated Insurers																	
06-0237820	ACE PROP & CAS INS CO					828	4,771	-	5,599	6,719	828	5,891		5,891	1		94
51-0434766	AXIS REINS CO					392	2,303	-	2,695	3,234	392	2,842		2,842	3		80
31-0936702	CENTURY SURETY CO					16	-	-	16	19	19	-		-	3		-
35-2293075	ENDURANCE ASSUR CORP					562	3,178	-	3,740	4,488	562	3,926		3,926	2		82
13-2673100	GENERAL REINS CORP						1,655	-	1,655	1,986		1,986		1,986	1		32
31-0620146	OHIO IND CO					668	3,482	-	4,150	4,980	668	4,312		4,312	4		142
13-3031176	PARTNER REINS AMER CORP					510	2,915	-	3,425	4,110	510	3,600		3,600	2		76
13-1675535	SWISS REINS AMER CORP					295	1,703	-	1,998	2,398	295	2,103		2,103	2		44
0999999 - Total Authorized, Other U.S. Unaffiliated Insurers				XXX		3,271	20,007	-	23,278	27,934	3,274	24,659		24,659	XXX		550
Total Authorized, Other Non-U.S. Insurers																	
AA-1128623	LLOYD'S SYNDICATE NUMBER 2623						2	-	2	2		2		2	2		-
1299999 - Total Authorized, Other Non-U.S. Insurers				XXX			2	-	2	2		2		2	XXX		-
1499999 - Total Authorized Excluding Protected Cells				XXX		3,271	20,009	-	23,280	27,936	3,274	24,662		24,662	XXX		550
Total Unauthorized, Other U.S. Unaffiliated Insurers																	
81-3322404	NATIONAL FIDELITY REINSURANCE CO				250	1	-	-	1	1	1	-	-	-	6	-	-
2399999 - Total Unauthorized, Other U.S. Unaffiliated Insurers				XXX	250	1	-	-	1	1	1	-	-	-	XXX	-	-
2899999 - Total Unauthorized Excluding Protected Cells				XXX	250	1	-	-	1	1	1	-	-	-	XXX	-	-
5799999 - Total Authorized, Unauthorized, Reciprocal Jurisdiction and Certified Excluding Protected Cells				XXX	250	3,272	20,009	-	23,281	27,937	3,275	24,662	-	24,662	XXX	-	550
9999999 - Totals				XXX	250	3,272	20,009	-	23,281	27,937	3,275	24,662	-	24,662	XXX	-	550

SCHEDULE F - PART 3 (CONTINUED)

Ceded Reinsurance as of December 31, Current Year (\$000 Omitted)
(Aging of Ceded Reinsurance)

1 ID Number From Col. 1	2 Name of Reinsurer From Col. 3	Reinsurance Recoverable on Paid Losses and Paid Loss Adjustment Expenses							44 Total Recoverable on Paid Losses & LAE Amounts in Dispute Included in Col. 43	45 Recoverable on Paid Losses & LAE Over 90 Days Past Due Amounts in Dispute Included in Cols. 40 & 41	46 Total Recoverable on Paid Losses & LAE Amounts Not in Dispute (Cols 43 - 44)	47 Recoverable on Paid Losses & LAE Over 90 Days Past Due Amounts Not in Dispute (Cols. 40 + 41 - 45)	48 Amounts Received Prior 90 Days	49 Percentage Overdue Col. 42/Col. 43	50 Percentage of Amounts More Than 90 Days Overdue Not in Dispute (Col. 47/[Cols. 46 + 48])	51 Percentage More Than 120 Days Overdue (Col. 41/Col. 43)	52 Is the Amount in Col. 50 Less Than 20%? (Yes or No)	53 Amounts in Col. 47 for Reinsurers with Values Less Than 20% in Col. 50	
		37 Current	38 Overdue 1 - 29 Days	39 Overdue 30 - 90 Days	40 Overdue 91 - 120 Days	41 Overdue Over 120 Days	42 Overdue Total Overdue Cols. 38 + 39 + 40 + 41	43 Total Due Cols. 37 + 42 (In total should equal Cols. 7 + 8)											
Total Authorized, Other U.S. Unaffiliated Insurers																			
06-0237820	ACE PROP & CAS INS CO																	YES	-
51-0434766	AXIS REINS CO																	YES	-
31-0936702	CENTURY SURETY CO																	YES	-
35-2293075	ENDURANCE ASSUR CORP																	YES	-
13-2673100	GENERAL REINS CORP	116						116		116								YES	-
31-0620146	OHIO IND CO																	YES	-
13-3031176	PARTNER REINS AMER CORP																	YES	-
13-1675535	SWISS REINS AMER CORP																	YES	-
0999999	- Total Authorized, Other U.S. Unaffiliated Insurers	116						116		116								XXX	-
Total Authorized, Other Non-U.S. Insurers																			
AA-1128623	LLOYD'S SYNDICATE NUMBER 2623																	YES	-
1299999	- Total Authorized, Other Non-U.S. Insurers																	XXX	-
1499999	- Total Authorized Excluding Protected Cells	116						116		116								XXX	-
Total Unauthorized, Other U.S. Unaffiliated Insurers																			
81-3322404	NATIONAL FIDELITY REINSURANCE CO																	YES	-
2399999	- Total Unauthorized, Other U.S. Unaffiliated Insurers																	XXX	-
5799999	- Total Authorized, Unauthorized, Reciprocal Jurisdiction and Certified Excluding Protected Cells	116						116		116								XXX	-
9999999	- Totals	116						116		116								XXX	-

Annual Statement for the Year 2025 of the Evergreen National Indemnity Company

SCHEDULE F - PART 3 (CONTINUED)

Ceded Reinsurance as of December 31, Current Year (\$000 Omitted)
(Provision for Reinsurance for Certified Reinsurers)

1 ID Number From Col. 1	2 Name of Reinsurer From Col. 3	Provision for Certified Reinsurance															69 Provision for Overdue Reinsurance Ceded to Certified Reinsurers (Greater of [Col. 62 + Col. 65] or Col. 68; not to Exceed Col. 63)	
		54	55	56	57	58	59	60	61	62	63	64	65	Complete if Col. 52 = "No"; Otherwise Enter 0				
		Certified Reinsurer Rating (1 through 6)	Effective Date of Certified Reinsurer Rating	Percent Collateral Required for Full Credit (0% through 100%)	Catastrophe Recoverables Qualifying for Collateral Deferral	Net Recoverables Subject to Collateral Requirements for Full Credit (Col. 19 - Col. 57)	Dollar Amount of Collateral Required (Col. 56 * Col. 58)	Percent of Collateral Provided for Net Recoverables Subject to Collateral Requirements ([Col. 20 + Col. 21 + Col. 22 + Col.24] / Col. 58)	Percent Credit Allowed on Net Recoverables Subject to Collateral Requirements (Col. 60 / Col. 56, not to exceed 100%)	20% of Recoverable on Paid Losses & LAE Over 90 Days Past Due Amounts in Dispute (Col. 45 * 20%)	Amount of Credit Allowed for Net Recoverables (Col. 57 + [Col. 58 * Col. 61])	Provision for Reinsurance with Certified Reinsurers Due to Collateral Deficiency (Col. 19 - Col. 63)	20% of Recoverable on Paid Losses & LAE Over 90 Days Past Due Amounts Not in Dispute (Col. 47 * 20%)	66 Total Collateral Provided (Col. 20 + Col. 21 + Col. 22 + Col.24; not to Exceed Col. 63)	67 Net Unsecured Recoverable for Which Credit is Allowed (Col. 63 -Col. 66)	68 20% of Amount in Col. 67		
Total Authorized, Other U.S. Unaffiliated Insurers																		
06-0237820	ACE PROP & CAS INS CO	XXX	XXX	XXX	XXX	XXX	XXX	XXX	XXX	XXX	XXX	XXX	XXX	XXX	XXX	XXX	XXX	XXX
51-0434766	AXIS REINS CO	XXX	XXX	XXX	XXX	XXX	XXX	XXX	XXX	XXX	XXX	XXX	XXX	XXX	XXX	XXX	XXX	XXX
31-0936702	CENTURY SURETY CO	XXX	XXX	XXX	XXX	XXX	XXX	XXX	XXX	XXX	XXX	XXX	XXX	XXX	XXX	XXX	XXX	XXX
35-2293075	ENDURANCE ASSUR CORP	XXX	XXX	XXX	XXX	XXX	XXX	XXX	XXX	XXX	XXX	XXX	XXX	XXX	XXX	XXX	XXX	XXX
13-2673100	GENERAL REINS CORP	XXX	XXX	XXX	XXX	XXX	XXX	XXX	XXX	XXX	XXX	XXX	XXX	XXX	XXX	XXX	XXX	XXX
31-0620146	OHIO IND CO	XXX	XXX	XXX	XXX	XXX	XXX	XXX	XXX	XXX	XXX	XXX	XXX	XXX	XXX	XXX	XXX	XXX
13-3031176	PARTNER REINS AMER CORP	XXX	XXX	XXX	XXX	XXX	XXX	XXX	XXX	XXX	XXX	XXX	XXX	XXX	XXX	XXX	XXX	XXX
13-1675535	SWISS REINS AMER CORP	XXX	XXX	XXX	XXX	XXX	XXX	XXX	XXX	XXX	XXX	XXX	XXX	XXX	XXX	XXX	XXX	XXX
0999999 - Total Authorized, Other U.S. Unaffiliated Insurers		XXX	XXX	XXX	XXX	XXX	XXX	XXX	XXX	XXX	XXX	XXX	XXX	XXX	XXX	XXX	XXX	XXX
Total Authorized, Other Non-U.S. Insurers																		
AA-1128623	LLOYD'S SYNDICATE NUMBER 2623	XXX	XXX	XXX	XXX	XXX	XXX	XXX	XXX	XXX	XXX	XXX	XXX	XXX	XXX	XXX	XXX	XXX
1299999 - Total Authorized, Other Non-U.S. Insurers		XXX	XXX	XXX	XXX	XXX	XXX	XXX	XXX	XXX	XXX	XXX	XXX	XXX	XXX	XXX	XXX	XXX
1499999 - Total Authorized Excluding Protected Cells		XXX	XXX	XXX	XXX	XXX	XXX	XXX	XXX	XXX	XXX	XXX	XXX	XXX	XXX	XXX	XXX	XXX
Total Unauthorized, Other U.S. Unaffiliated Insurers																		
81-3322404	NATIONAL FIDELITY REINSURANCE CO	XXX	XXX	XXX	XXX	XXX	XXX	XXX	XXX	XXX	XXX	XXX	XXX	XXX	XXX	XXX	XXX	XXX
2399999 - Total Unauthorized, Other U.S. Unaffiliated Insurers		XXX	XXX	XXX	XXX	XXX	XXX	XXX	XXX	XXX	XXX	XXX	XXX	XXX	XXX	XXX	XXX	XXX
5799999 - Total Authorized, Unauthorized, Reciprocal Jurisdiction and Certified Excluding Protected Cells		XXX	XXX	XXX					XXX	XXX								
9999999 - Totals		XXX	XXX	XXX					XXX	XXX								

SCHEDULE F - PART 3 (CONTINUED)

Ceded Reinsurance as of December 31, Current Year (\$000 Omitted)
(Total Provision for Reinsurance)

1	2	70	Provision for Unauthorized Reinsurance		Provision for Overdue Authorized and Reciprocal Jurisdiction Reinsurance		Total Provision for Reinsurance			
			71	72	73	74	75	76	77	78
ID Number From Col. 1	Name of Reinsurer From Col. 3	20% of Recoverable on Paid Losses & LAE Over 90 Days Past Due Amounts Not in Dispute (Col. 47 * 20%)	Provision for Reinsurance with Unauthorized Reinsurers Due to Collateral Deficiency (Col. 26)	Provision for Overdue Reinsurance from Unauthorized Reinsurers and Amounts in Dispute (Col. 70 + 20% of the Amount in Col. 16)	20% of Recoverable on Paid Losses & LAE Over 90 Days Past Due Amounts Not in Dispute + 20% of Amounts in Dispute ([Col. 47 * 20%] + [Col. 45 * 20%])	Complete if Col. 52 = "Yes"; Otherwise Enter 0 Greater of 20% of Net Recoverable Net of Funds Held & Collateral, or 20% of Recoverable on Paid Losses & LAE Over 90 Days Past Due (Greater of Col 26 * 20% or [Cols. 40 + 41] * 20%)	Provision for Amounts Ceded to Authorized and Reciprocal Jurisdiction Reinsurers (Cols. 73 + 74)	Provision for Amounts Ceded to Unauthorized Reinsurers (Cols. 71 + 72 Not in Excess of Col. 15)	Provision for Amounts Ceded to Certified Reinsurers (Cols. 64 + 69)	Total Provision for Reinsurance (Cols. 75 + 76 + 77)
Total Authorized, Other U.S. Unaffiliated Insurers										
06-0237820	ACE PROP & CAS INS CO	-	XXX	XXX	-	-	-	XXX	XXX	-
51-0434766	AXIS REINS CO	-	XXX	XXX	-	-	-	XXX	XXX	-
31-0936702	CENTURY SURETY CO	-	XXX	XXX	-	-	-	XXX	XXX	-
35-2293075	ENDURANCE ASSUR CORP	-	XXX	XXX	-	-	-	XXX	XXX	-
13-2673100	GENERAL REINS CORP	-	XXX	XXX	-	-	-	XXX	XXX	-
31-0620146	OHIO IND CO	-	XXX	XXX	-	-	-	XXX	XXX	-
13-3031176	PARTNER REINS AMER CORP	-	XXX	XXX	-	-	-	XXX	XXX	-
13-1675535	SWISS REINS AMER CORP	-	XXX	XXX	-	-	-	XXX	XXX	-
0999999	- Total Authorized, Other U.S. Unaffiliated Insurers	-	XXX	XXX	-	-	-	XXX	XXX	-
Total Authorized, Other Non-U.S. Insurers										
AA-1128623	LLOYD'S SYNDICATE NUMBER 2623	-	XXX	XXX	-	-	-	XXX	XXX	-
1299999	- Total Authorized, Other Non-U.S. Insurers	-	XXX	XXX	-	-	-	XXX	XXX	-
1499999	- Total Authorized Excluding Protected Cells	-	XXX	XXX	-	-	-	XXX	XXX	-
Total Unauthorized, Other U.S. Unaffiliated Insurers										
81-3322404	NATIONAL FIDELITY REINSURANCE CO	-	-	-	XXX	XXX	XXX	-	XXX	-
2399999	- Total Unauthorized, Other U.S. Unaffiliated Insurers	-	-	-	XXX	XXX	XXX	-	XXX	-
5799999	- Total Authorized, Unauthorized, Reciprocal Jurisdiction and Certified Excluding Protected Cells	-	-	-	-	-	-	-	-	-
9999999	- Totals	-	-	-	-	-	-	-	-	-

SCHEDULE F - PART 4

Issuing or Confirming Banks for Letters of Credit from Schedule F, Part 3 (\$000 Omitted)

1	2	3	4	5
Issuing or Confirming Bank Reference Number Used in Col. 23 of Sch F Part 3	Letters of Credit Code	American Bankers Association (ABA) Routing Number	Issuing or Confirming Bank Name	Letters of Credit Amount
9999999 – Totals				

NONE

SCHEDULE F - PART 5

Interrogatories for Schedule F, Part 3 (000 Omitted)

A. Report the five largest provisional commission rates included in the cedent's reinsurance treaties. The commission rate to be reported is by contract with ceded premium in excess of \$50,000:

	1 Name of Reinsurer	2 Commission Rate	3 Ceded Premium
1.	ACE PROP & CAS INS CO	50.000	6,736
2.	OHIO IND CO	50.000	5,240
3.	ENDURANCE ASSUR CORP	50.000	4,571
4.	PARTNER REINS AMER CORP	50.000	4,150
5.	AXIS REINS CO	50.000	3,187

B. Report the five largest reinsurance recoverables reported in Schedule F, Part 3, Column 15, due from any one reinsurer (based on-the total recoverables, Schedule F, Part 3, Line 9999999, Column 15, the amount of ceded premium, and indicate whether the recoverables are due from an affiliated insurer.

	1 Name of Reinsurer	2 Total Recoverables	3 Ceded Premiums	4 Affiliated
6.	ACE PROP & CAS INS CO	4,771	6,736	NO
7.	OHIO IND CO	3,482	5,240	NO
8.	ENDURANCE ASSUR CORP	3,178	4,571	NO
9.	PARTNER REINS AMER CORP	2,915	4,150	NO
10.	AXIS REINS CO	2,303	3,187	NO

NOTE: Disclosure of the five largest provisional commission rates should exclude mandatory pools and joint underwriting associations.

SCHEDULE F - PART 6

Restatement of Balance Sheet to Identify Net Credit for Reinsurance

	1	2	3
	As Reported (Net of Ceded)	Restatement Adjustments	Restated (Gross of Ceded)
ASSETS (Page 2, Col. 3)			
1. Cash and invested assets (Line 12)	67,713,084		67,713,084
2. Premiums and considerations (Line 15)	2,277,946		2,277,946
3. Reinsurance recoverable on loss and loss adjustment expense payments (Line 16.1)	116,536	(116,536)	—
4. Funds held by or deposited with reinsured companies (Line 16.2)			
5. Other assets	367,859		367,859
6. Net amount recoverable from reinsurers		19,888,405	19,888,405
7. Protected cell assets (Line 27)			
8. Totals (Line 28)	70,475,425	19,771,869	90,247,294
LIABILITIES (Page 3)			
9. Losses and loss adjustment expenses (Lines 1 through 3)	7,446,233	10,809,630	18,255,863
10. Taxes, expenses, and other obligations (Lines 4 through 8)	418,488		418,488
11. Unearned premiums (Line 9)	7,373,822	12,357,977	19,731,799
12. Advance premiums (Line 10)			
13. Dividends declared and unpaid (Line 11.1 and 11.2)			
14. Ceded reinsurance premiums payable (net of ceding commissions) (Line 12)	3,371,365	(3,371,365)	—
15. Funds held by company under reinsurance treaties (Line 13)	24,373	(24,373)	—
16. Amounts withheld or retained by company for account of others (Line 14)	1,884,350		1,884,350
17. Provision for reinsurance (Line 16)			
18. Other liabilities	151,794		151,794
19. Total liabilities excluding protected cell business (Line 26)	20,670,425	19,771,869	40,442,294
20. Protected cell liabilities (Line 27)			
21. Surplus as regards policyholders (Line 37)	49,805,000	XXX	49,805,000
22. Totals (Line 38)	70,475,425	19,771,869	90,247,294

NOTE: Is the restatement of this exhibit the result of grossing up balances ceded to affiliates under 100 percent reinsurance or pooling arrangements? NO
If yes, give full explanation:

(30) Schedule H - Part 1

NONE

(30) Write-Ins for Line 11 - Deductions

NONE

(31) Schedule H - Part 2 - Reserves and Liabilities

NONE

(31) Schedule H - Part 3 - Test of Prior Year's Claim Reserves and Liabilities

NONE

(31) Schedule H - Part 4 - Reinsurance

NONE

(32) Schedule H - Part 5

NONE

(35) Schedule P - Part 1A - Columns 1 to 12 (\$000's Omitted)

NONE

(35) Schedule P - Part 1A - Columns 13 to 25 (\$000's Omitted)

NONE

(35) Schedule P - Part 1A - Columns 26 to 36 (\$000's Omitted)

NONE

(36) Schedule P - Part 1B - Columns 1 to 12 (\$000's Omitted)

NONE

(36) Schedule P - Part 1B - Columns 13 to 25 (\$000's Omitted)

NONE

(36) Schedule P - Part 1B - Columns 26 to 36 (\$000's Omitted)

NONE

(37) Schedule P - Part 1C - Columns 1 to 12 (\$000's Omitted)

NONE

(37) Schedule P - Part 1C - Columns 13 to 25 (\$000's Omitted)

NONE

(37) Schedule P - Part 1C - Columns 26 to 36 (\$000's Omitted)

NONE

SCHEDULE P - PART 1D - WORKERS' COMPENSATION
 (EXCLUDING EXCESS WORKERS' COMPENSATION)
 (\$000 OMITTED)

Years in Which Premiums Were Earned and Losses Were Incurred	Premiums Earned			Loss and Loss Expense Payments								12 Number of Claims Reported Direct and Assumed
	1 Direct and Assumed	2 Ceded	3 Net (Cols. 1-2)	Loss Payments		Defense and Cost Containment Payments		Adjusting and Other Payments		10 Salvage and Subrogation Received	11 Total Net Paid (Cols. 4-5+6-7+8-9)	
				4 Direct and Assumed	5 Ceded	6 Direct and Assumed	7 Ceded	8 Direct and Assumed	9 Ceded			
1. Prior	XXX	XXX	XXX	196	196	1	1				-	XXX
2. 2016												
3. 2017												
4. 2018												
5. 2019												
6. 2020												
7. 2021												
8. 2022												
9. 2023												
10. 2024												
11. 2025												
12. Totals	XXX	XXX	XXX	196	196	1	1				-	XXX

Years in Which Premiums Were Earned and Losses Were Incurred	Losses Unpaid				Defense and Cost Containment Unpaid				Adjusting and Other Unpaid		23 Salvage and Subrogation Anticipated	24 Total Net Losses and Expenses Unpaid	25 Number of Claims Outstanding Direct and Assumed
	Case Basis		Bulk + IBNR		Case Basis		Bulk + IBNR		21 Direct and Assumed	22 Ceded			
	13 Direct and Assumed	14 Ceded	15 Direct and Assumed	16 Ceded	17 Direct and Assumed	18 Ceded	19 Direct and Assumed	20 Ceded					
1. Prior	941	941	614	614								-	18
2. 2016													
3. 2017													
4. 2018													
5. 2019													
6. 2020													
7. 2021													
8. 2022													
9. 2023													
10. 2024													
11. 2025													
12. Totals	941	941	614	614								-	18

Years in Which Premiums Were Earned and Losses Were Incurred	Total Losses and Loss Expenses Incurred			Loss and Loss Expense Percentage (Incurred/Premiums Earned)			Nontabular Discount		34 Inter-Company Pooling Participation Percentage	Net Balance Sheet Reserves After Discount	
	26 Direct and Assumed	27 Ceded	28 Net	29 Direct and Assumed	30 Ceded	31 Net	32 Loss	33 Loss Expense		35 Losses Unpaid	36 Loss Expenses Unpaid
1. Prior	XXX	XXX	XXX	XXX	XXX	XXX			XXX	-	
2. 2016				-	-	-					
3. 2017				-	-	-					
4. 2018				-	-	-					
5. 2019				-	-	-					
6. 2020				-	-	-					
7. 2021				-	-	-					
8. 2022				-	-	-					
9. 2023				-	-	-					
10. 2024				-	-	-					
11. 2025				-	-	-					
12. Totals	XXX	XXX	XXX	XXX	XXX	XXX			XXX	-	

(39) Schedule P - Part 1E - Columns 1 to 12 (\$000's Omitted)

NONE

(39) Schedule P - Part 1E - Columns 13 to 25 (\$000's Omitted)

NONE

(39) Schedule P - Part 1E - Columns 26 to 36 (\$000's Omitted)

NONE

(40) Schedule P - Part 1F - Section 1 - Columns 1 to 12 (\$000's Omitted)

NONE

(40) Schedule P - Part 1F - Section 1 - Columns 13 to 25 (\$000's Omitted)

NONE

(40) Schedule P - Part 1F - Section 1 - Columns 26 to 36 (\$000's Omitted)

NONE

(41) Schedule P - Part 1F - Section 2 - Columns 1 to 12 (\$000's Omitted)

NONE

(41) Schedule P - Part 1F - Section 2 - Columns 13 to 25 (\$000's Omitted)

NONE

(41) Schedule P - Part 1F - Section 2 - Columns 26 to 36 (\$000's Omitted)

NONE

(42) Schedule P - Part 1G - Columns 1 to 12 (\$000's Omitted)

NONE

(42) Schedule P - Part 1G - Columns 13 to 25 (\$000's Omitted)

NONE

(42) Schedule P - Part 1G - Columns 26 to 36 (\$000's Omitted)

NONE

(43) Schedule P - Part 1H - Section 1 - Columns 1 to 12 (\$000's Omitted)

NONE

(43) Schedule P - Part 1H - Section 1 - Columns 13 to 25 (\$000's Omitted)

NONE

(43) Schedule P - Part 1H - Section 1 - Columns 26 to 36 (\$000's Omitted)

NONE

(44) Schedule P - Part 1H - Section 2 - Columns 1 to 12 (\$000's Omitted)

NONE

(44) Schedule P - Part 1H - Section 2 - Columns 13 to 25 (\$000's Omitted)

NONE

(44) Schedule P - Part 1H - Section 2 - Columns 26 to 36 (\$000's Omitted)

NONE

(45) Schedule P - Part 1I - Columns 1 to 12 (\$000's Omitted)

NONE

(45) Schedule P - Part 1I - Columns 13 to 25 (\$000's Omitted)

NONE

(45) Schedule P - Part 1I - Columns 26 to 36 (\$000's Omitted)

NONE

(46) Schedule P - Part 1J - Columns 1 to 12 (\$000's Omitted)

NONE

(46) Schedule P - Part 1J - Columns 13 to 25 (\$000's Omitted)

NONE

(46) Schedule P - Part 1J - Columns 26 to 36 (\$000's Omitted)

NONE

SCHEDULE P - PART 1K - FIDELITY/SURETY
(\$000 OMITTED)

Years in Which Premiums Were Earned and Losses Were Incurred	Premiums Earned			Loss and Loss Expense Payments								12 Number of Claims Reported Direct and Assumed
	1 Direct and Assumed	2 Ceded	3 Net (Cols. 1-2)	Loss Payments		Defense and Cost Containment Payments		Adjusting and Other Payments		10 Salvage and Subrogation Received	11 Total Net Paid (Cols. 4-5+6-7+8-9)	
				4 Direct and Assumed	5 Ceded	6 Direct and Assumed	7 Ceded	8 Direct and Assumed	9 Ceded			
1. Prior	XXX	XXX	XXX									XXX
2. 2016	36,916	25,333	11,583	263							263	XXX
3. 2017	35,812	24,233	11,579	536							536	XXX
4. 2018	34,310	22,987	11,323	2,427	1,702	259	259				725	XXX
5. 2019	37,072	20,847	16,225	2,822							2,822	XXX
6. 2020	38,917	20,528	18,389	4,249							4,249	XXX
7. 2021	38,702	20,911	17,791	4,140		123					4,263	XXX
8. 2022	38,465	21,788	16,677	3,388		115					3,503	XXX
9. 2023	41,726	24,418	17,308	3,028		111					3,139	XXX
10. 2024	44,519	26,791	17,728	6,604	1,997	154	17				4,744	XXX
11. 2025	46,082	27,619	18,463	6,892	3,664	111	32				3,307	XXX
12. Totals	XXX	XXX	XXX	34,349	7,363	873	308				27,551	XXX

Years in Which Premiums Were Earned and Losses Were Incurred	Losses Unpaid				Defense and Cost Containment Unpaid				Adjusting and Other Unpaid		23 Salvage and Subrogation Anticipated	24 Total Net Losses and Expenses Unpaid	25 Number of Claims Outstanding Direct and Assumed
	Case Basis		Bulk + IBNR		Case Basis		Bulk + IBNR		21 Direct and Assumed	22 Ceded			
	13 Direct and Assumed	14 Ceded	15 Direct and Assumed	16 Ceded	17 Direct and Assumed	18 Ceded	19 Direct and Assumed	20 Ceded					
1. Prior	110											110	5
2. 2016													
3. 2017			3	2	-	-	4	3				2	
4. 2018			17	13	-	-	24	18	1			11	
5. 2019			17	13	-	-	25	19	1			11	
6. 2020			11	8	-	-	16	12	1			8	
7. 2021			55	41	-	-	78	59	3			36	
8. 2022			46	35	-	-	67	50	2			30	
9. 2023	35		9	5	-	-	13	7	1			46	2
10. 2024			3	1	-	-	4	2				4	
11. 2025	1,135		15,013	8,963	-	-	6	3				7,188	6
12. Totals	1,280		15,174	9,081	-	-	237	173	9			7,446	13

Years in Which Premiums Were Earned and Losses Were Incurred	Total Losses and Loss Expenses Incurred			Loss and Loss Expense Percentage (Incurred/Premiums Earned)			Nontabular Discount		34 Inter-Company Pooling Participation Percentage	Net Balance Sheet Reserves After Discount	
	26 Direct and Assumed	27 Ceded	28 Net	29 Direct and Assumed	30 Ceded	31 Net	32 Loss	33 Loss Expense		35 Losses Unpaid	36 Loss Expenses Unpaid
1. Prior	XXX	XXX	XXX	XXX	XXX	XXX			XXX	110	
2. 2016	263		263	0.712		2.271					
3. 2017	543	5	538	1.516	0.021	4.646				1	1
4. 2018	2,728	1,992	736	7.951	8.666	6.500				4	7
5. 2019	2,865	32	2,833	7.728	0.153	17.461				4	7
6. 2020	4,277	20	4,257	10.990	0.097	23.150				3	5
7. 2021	4,399	100	4,299	11.366	0.478	24.164				14	22
8. 2022	3,618	85	3,533	9.406	0.390	21.185				11	19
9. 2023	3,197	12	3,185	7.662	0.049	18.402				39	7
10. 2024	6,765	2,017	4,748	15.196	7.529	26.782				2	2
11. 2025	23,157	12,662	10,495	50.252	45.845	56.843				7,185	3
12. Totals	XXX	XXX	XXX	XXX	XXX	XXX			XXX	7,373	73

(48) Schedule P - Part 1L - Columns 1 to 12 (\$000's Omitted)

NONE

(48) Schedule P - Part 1L - Columns 13 to 25 (\$000's Omitted)

NONE

(48) Schedule P - Part 1L - Columns 26 to 36 (\$000's Omitted)

NONE

(49) Schedule P - Part 1M - Columns 1 to 12 (\$000's Omitted)

NONE

(49) Schedule P - Part 1M - Columns 13 to 25 (\$000's Omitted)

NONE

(49) Schedule P - Part 1M - Columns 26 to 36 (\$000's Omitted)

NONE

(50) Schedule P - Part 1N - Columns 1 to 12 (\$000's Omitted)

NONE

(50) Schedule P - Part 1N - Columns 13 to 25 (\$000's Omitted)

NONE

(50) Schedule P - Part 1N - Columns 26 to 36 (\$000's Omitted)

NONE

(51) Schedule P - Part 1O - Columns 1 to 12 (\$000's Omitted)

NONE

(51) Schedule P - Part 1O - Columns 13 to 25 (\$000's Omitted)

NONE

(51) Schedule P - Part 1O - Columns 26 to 36 (\$000's Omitted)

NONE

(52) Schedule P - Part 1P - Columns 1 to 12 (\$000's Omitted)

NONE

(52) Schedule P - Part 1P - Columns 13 to 25 (\$000's Omitted)

NONE

(52) Schedule P - Part 1P - Columns 26 to 36 (\$000's Omitted)

NONE

(53) Schedule P - Part 1R - Section 1 - Columns 1 to 12 (\$000's Omitted)

NONE

(53) Schedule P - Part 1R - Section 1 - Columns 13 to 25 (\$000's Omitted)

NONE

(53) Schedule P - Part 1R - Section 1 - Columns 26 to 36 (\$000's Omitted)

NONE

(54) Schedule P - Part 1R - Section 2 - Columns 1 to 12 (\$000's Omitted)

NONE

(54) Schedule P - Part 1R - Section 2 - Columns 13 to 25 (\$000's Omitted)

NONE

(54) Schedule P - Part 1R - Section 2 - Columns 26 to 36 (\$000's Omitted)

NONE

(55) Schedule P - Part 1S - Columns 1 to 12 (\$000's Omitted)

NONE

(55) Schedule P - Part 1S - Columns 13 to 25 (\$000's Omitted)

NONE

(55) Schedule P - Part 1S - Columns 26 to 36 (\$000's Omitted)

NONE

SCHEDULE P - PART 1T - WARRANTY

(\$000 OMITTED)

Years in Which Premiums Were Earned and Losses Were Incurred	Premiums Earned			Loss and Loss Expense Payments								12 Number of Claims Reported Direct and Assumed
	1 Direct and Assumed	2 Ceded	3 Net (Cols. 1-2)	Loss Payments		Defense and Cost Containment Payments		Adjusting and Other Payments		10 Salvage and Subrogation Received	11 Total Net Paid (Cols. 4-5+6-7+8-9)	
				4 Direct and Assumed	5 Ceded	6 Direct and Assumed	7 Ceded	8 Direct and Assumed	9 Ceded			
1. Prior	XXX	XXX	XXX									XXX
2. 2016	64		64									
3. 2017	86		86									
4. 2018	103		103									
5. 2019	114		114									
6. 2020	133		133									
7. 2021	144		144									
8. 2022	140		140									
9. 2023	94		94									
10. 2024	59		59									
11. 2025	36		36									
12. Totals	XXX	XXX	XXX									XXX

Years in Which Premiums Were Earned and Losses Were Incurred	Losses Unpaid				Defense and Cost Containment Unpaid				Adjusting and Other Unpaid		23 Salvage and Subrogation Anticipated	24 Total Net Losses and Expenses Unpaid	25 Number of Claims Outstanding Direct and Assumed
	Case Basis		Bulk + IBNR		Case Basis		Bulk + IBNR		21 Direct and Assumed	22 Ceded			
	13 Direct and Assumed	14 Ceded	15 Direct and Assumed	16 Ceded	17 Direct and Assumed	18 Ceded	19 Direct and Assumed	20 Ceded					
1. Prior													
2. 2016													
3. 2017													
4. 2018													
5. 2019													
6. 2020													
7. 2021													
8. 2022													
9. 2023													
10. 2024													
11. 2025													
12. Totals													

Years in Which Premiums Were Earned and Losses Were Incurred	Total Losses and Loss Expenses Incurred			Loss and Loss Expense Percentage (Incurred/Premiums Earned)			Nontabular Discount		34 Inter-Company Pooling Participation Percentage	Net Balance Sheet Reserves After Discount	
	26 Direct and Assumed	27 Ceded	28 Net	29 Direct and Assumed	30 Ceded	31 Net	32 Loss	33 Loss Expense		35 Losses Unpaid	36 Loss Expenses Unpaid
1. Prior	XXX	XXX	XXX	XXX	XXX	XXX			XXX		
2. 2016					-						
3. 2017					-						
4. 2018					-						
5. 2019					-						
6. 2020					-						
7. 2021					-						
8. 2022					-						
9. 2023					-						
10. 2024					-						
11. 2025					-						
12. Totals	XXX	XXX	XXX	XXX	XXX	XXX			XXX		

Annual Statement for the Year 2025 of the Evergreen National Indemnity Company

(57) Schedule P - Part 1U - Columns 1 to 12 (\$000's Omitted)

NONE

(57) Schedule P - Part 1U - Columns 13 to 25 (\$000's Omitted)

NONE

(57) Schedule P - Part 1U - Columns 26 to 36 (\$000's Omitted)

NONE

(58) Schedule P - Part 2A - Homeowners/Farmowners (\$000's Omitted)

NONE

(58) Schedule P - Part 2B - Private Passenger Auto Liability/Medical (\$000's Omitted)

NONE

(58) Schedule P - Part 2C - Commercial Auto/Truck Liability/Medical (\$000's Omitted)

NONE

(58) Schedule P - Part 2D - Workers' Compensation (Excluding Excess Workers' Compensation) (\$000's Omitted)

NONE

(58) Schedule P - Part 2E - Commercial Multiple Peril (\$000's Omitted)

NONE

(59) Schedule P - Part 2F - Section 1 - Medical Professional Liability - Occurrence (\$000's Omitted)

NONE

(59) Schedule P - Part 2F - Section 2 - Medical Professional Liability - Claims-Made (\$000's Omitted)

NONE

(59) Schedule P - Part 2G - Special Liability (Ocean Marine, Aircraft (All Perils), Boiler and Machinery) (\$000's Omitted)

NONE

(59) Schedule P - Part 2H - Section 1 - Other Liability - Occurrence (\$000's Omitted)

NONE

(59) Schedule P - Part 2H - Section 2 - Other Liability - Claims-Made (\$000's Omitted)

NONE

SCHEDULE P - PART 2I - SPECIAL PROPERTY (FIRE, ALLIED LINES, INLAND MARINE, EARTHQUAKE, BURGLARY AND THEFT)

Years in Which Losses Were Incurred	INCURRED NET LOSSES AND DEFENSE AND COST CONTAINMENT EXPENSES REPORTED AT YEAR-END (\$000 OMITTED)										DEVELOPMENT	
	1 2016	2 2017	3 2018	4 2019	5 2020	6 2021	7 2022	8 2023	9 2024	10 2025	11 One Year	12 Two Year
1. Prior												
2. 2016												
3. 2017	XXX											
4. 2018	XXX	XXX										
5. 2019	XXX	XXX	XXX									
6. 2020	XXX	XXX	XXX	XXX								
7. 2021	XXX	XXX	XXX	XXX	XXX							
8. 2022	XXX	XXX	XXX	XXX	XXX	XXX						
9. 2023	XXX	XXX	XXX	XXX	XXX	XXX	XXX					
10. 2024	XXX	XXX	XXX	XXX	XXX	XXX	XXX	XXX				XXX
11. 2025	XXX	XXX	XXX	XXX	XXX	XXX	XXX	XXX	XXX		XXX	XXX
12. Totals	XXX	XXX	XXX	XXX	XXX	XXX	XXX	XXX	XXX	XXX		

NONE

SCHEDULE P - PART 2J - AUTO PHYSICAL DAMAGE

Years in Which Losses Were Incurred	INCURRED NET LOSSES AND DEFENSE AND COST CONTAINMENT EXPENSES REPORTED AT YEAR-END (\$000 OMITTED)										DEVELOPMENT	
	1 2016	2 2017	3 2018	4 2019	5 2020	6 2021	7 2022	8 2023	9 2024	10 2025	11 One Year	12 Two Year
1. Prior												
2. 2016												
3. 2017	XXX											
4. 2018	XXX	XXX										
5. 2019	XXX	XXX	XXX									
6. 2020	XXX	XXX	XXX	XXX								
7. 2021	XXX	XXX	XXX	XXX	XXX							
8. 2022	XXX	XXX	XXX	XXX	XXX	XXX						
9. 2023	XXX	XXX	XXX	XXX	XXX	XXX	XXX					
10. 2024	XXX	XXX	XXX	XXX	XXX	XXX	XXX	XXX				XXX
11. 2025	XXX	XXX	XXX	XXX	XXX	XXX	XXX	XXX	XXX		XXX	XXX
12. Totals	XXX	XXX	XXX	XXX	XXX	XXX	XXX	XXX	XXX	XXX		

NONE

SCHEDULE P - PART 2K - FIDELITY/SURETY

Years in Which Losses Were Incurred	INCURRED NET LOSSES AND DEFENSE AND COST CONTAINMENT EXPENSES REPORTED AT YEAR-END (\$000 OMITTED)										DEVELOPMENT	
	1 2016	2 2017	3 2018	4 2019	5 2020	6 2021	7 2022	8 2023	9 2024	10 2025	11 One Year	12 Two Year
1. Prior	879	678	357	189	112	112	112	113	113	113	-	-
2. 2016	3,099	697	504	431	350	278	263	263	263	263	-	-
3. 2017	XXX	3,468	755	692	645	640	547	544	541	538	(3)	(6)
4. 2018	XXX	XXX	3,677	1,094	987	908	901	742	740	735	(5)	(7)
5. 2019	XXX	XXX	XXX	6,657	3,087	2,980	2,957	2,949	2,835	2,832	(3)	(117)
6. 2020	XXX	XXX	XXX	XXX	8,318	4,349	4,328	4,314	4,320	4,256	(64)	(58)
7. 2021	XXX	XXX	XXX	XXX	XXX	7,959	4,375	4,300	4,299	4,296	(3)	(4)
8. 2022	XXX	XXX	XXX	XXX	XXX	XXX	7,290	3,644	3,538	3,531	(7)	(113)
9. 2023	XXX	XXX	XXX	XXX	XXX	XXX	XXX	7,294	3,155	3,184	29	(4,110)
10. 2024	XXX	XXX	XXX	XXX	XXX	XXX	XXX	XXX	8,900	4,748	(4,152)	XXX
11. 2025	XXX	XXX	XXX	XXX	XXX	XXX	XXX	XXX	XXX	10,495	XXX	XXX
12. Totals	XXX	XXX	XXX	XXX	XXX	XXX	XXX	XXX	XXX	XXX	(4,208)	(4,415)

SCHEDULE P - PART 2L - OTHER (INCLUDING CREDIT, ACCIDENT AND HEALTH)

Years in Which Losses Were Incurred	INCURRED NET LOSSES AND DEFENSE AND COST CONTAINMENT EXPENSES REPORTED AT YEAR-END (\$000 OMITTED)										DEVELOPMENT	
	1 2016	2 2017	3 2018	4 2019	5 2020	6 2021	7 2022	8 2023	9 2024	10 2025	11 One Year	12 Two Year
1. Prior												
2. 2016												
3. 2017	XXX											
4. 2018	XXX	XXX										
5. 2019	XXX	XXX	XXX									
6. 2020	XXX	XXX	XXX	XXX								
7. 2021	XXX	XXX	XXX	XXX	XXX							
8. 2022	XXX	XXX	XXX	XXX	XXX	XXX						
9. 2023	XXX	XXX	XXX	XXX	XXX	XXX	XXX					
10. 2024	XXX	XXX	XXX	XXX	XXX	XXX	XXX	XXX				XXX
11. 2025	XXX	XXX	XXX	XXX	XXX	XXX	XXX	XXX	XXX		XXX	XXX
12. Totals	XXX	XXX	XXX	XXX	XXX	XXX	XXX	XXX	XXX	XXX		

NONE

SCHEDULE P - PART 2M - INTERNATIONAL

Years in Which Losses Were Incurred	INCURRED NET LOSSES AND DEFENSE AND COST CONTAINMENT EXPENSES REPORTED AT YEAR-END (\$000 OMITTED)										DEVELOPMENT	
	1 2016	2 2017	3 2018	4 2019	5 2020	6 2021	7 2022	8 2023	9 2024	10 2025	11 One Year	12 Two Year
1. Prior												
2. 2016												
3. 2017	XXX											
4. 2018	XXX	XXX										
5. 2019	XXX	XXX	XXX									
6. 2020	XXX	XXX	XXX	XXX								
7. 2021	XXX	XXX	XXX	XXX	XXX							
8. 2022	XXX	XXX	XXX	XXX	XXX	XXX						
9. 2023	XXX	XXX	XXX	XXX	XXX	XXX	XXX					
10. 2024	XXX	XXX	XXX	XXX	XXX	XXX	XXX	XXX				XXX
11. 2025	XXX	XXX	XXX	XXX	XXX	XXX	XXX	XXX	XXX		XXX	XXX
12. Totals	XXX	XXX	XXX	XXX	XXX	XXX	XXX	XXX	XXX	XXX		

NONE

Annual Statement for the Year 2025 of the Evergreen National Indemnity Company

(61) Schedule P - Part 2N - Reinsurance - Non Proportional Assumed Property (\$000's Omitted)

NONE

(61) Schedule P - Part 2O - Reinsurance - Non Proportional Assumed Liability (\$000's Omitted)

NONE

(61) Schedule P - Part 2P - Reinsurance - Non Proportional Assumed Financial Lines (\$000's Omitted)

NONE

(62) Schedule P - Part 2R - Section 1 - Products Liability - Occurrence (\$000's Omitted)

NONE

(62) Schedule P - Part 2R - Section 2 - Products Liability - Claims-Made (\$000's Omitted)

NONE

(62) Schedule P - Part 2S - Financial Guaranty/Mortgage Guaranty (\$000's Omitted)

NONE

(62) Schedule P - Part 2T - Warranty (\$000's Omitted)

NONE

(62) Schedule P - Part 2U - Pet Insurance Plans (\$000's Omitted)

NONE

SCHEDULE P - PART 3A - HOMEOWNERS/FAROWNERS

Years in Which Losses Were Incurred	CUMULATIVE PAID NET LOSSES AND DEFENSE AND COST CONTAINMENT EXPENSES REPORTED AT YEAR-END (\$000 OMITTED)										11	12
	1	2	3	4	5	6	7	8	9	10	Number of Claims Closed With Loss Payment	Number of Claims Closed Without Loss Payment
	2016	2017	2018	2019	2020	2021	2022	2023	2024	2025		
1. Prior	XXX											
2. 2016												
3. 2017	XXX											
4. 2018	XXX	XXX										
5. 2019	XXX	XXX	XXX									
6. 2020	XXX	XXX	XXX	XXX								
7. 2021	XXX	XXX	XXX	XXX	XXX							
8. 2022	XXX	XXX	XXX	XXX	XXX	XXX						
9. 2023	XXX	XXX	XXX	XXX	XXX	XXX	XXX					
10. 2024	XXX	XXX	XXX	XXX	XXX	XXX	XXX	XXX				
11. 2025	XXX	XXX	XXX	XXX	XXX	XXX	XXX	XXX	XXX			

NONE

SCHEDULE P - PART 3B - PRIVATE PASSENGER AUTO LIABILITY/MEDICAL

Years in Which Losses Were Incurred	CUMULATIVE PAID NET LOSSES AND DEFENSE AND COST CONTAINMENT EXPENSES REPORTED AT YEAR-END (\$000 OMITTED)										11	12
	1	2	3	4	5	6	7	8	9	10	Number of Claims Closed With Loss Payment	Number of Claims Closed Without Loss Payment
	2016	2017	2018	2019	2020	2021	2022	2023	2024	2025		
1. Prior	XXX											
2. 2016												
3. 2017	XXX											
4. 2018	XXX	XXX										
5. 2019	XXX	XXX	XXX									
6. 2020	XXX	XXX	XXX	XXX								
7. 2021	XXX	XXX	XXX	XXX	XXX							
8. 2022	XXX	XXX	XXX	XXX	XXX	XXX						
9. 2023	XXX	XXX	XXX	XXX	XXX	XXX	XXX					
10. 2024	XXX	XXX	XXX	XXX	XXX	XXX	XXX	XXX				
11. 2025	XXX	XXX	XXX	XXX	XXX	XXX	XXX	XXX	XXX			

NONE

SCHEDULE P - PART 3C - COMMERCIAL AUTO/TRUCK LIABILITY/MEDICAL

Years in Which Losses Were Incurred	CUMULATIVE PAID NET LOSSES AND DEFENSE AND COST CONTAINMENT EXPENSES REPORTED AT YEAR-END (\$000 OMITTED)										11	12
	1	2	3	4	5	6	7	8	9	10	Number of Claims Closed With Loss Payment	Number of Claims Closed Without Loss Payment
	2016	2017	2018	2019	2020	2021	2022	2023	2024	2025		
1. Prior	XXX											
2. 2016												
3. 2017	XXX											
4. 2018	XXX	XXX										
5. 2019	XXX	XXX	XXX									
6. 2020	XXX	XXX	XXX	XXX								
7. 2021	XXX	XXX	XXX	XXX	XXX							
8. 2022	XXX	XXX	XXX	XXX	XXX	XXX						
9. 2023	XXX	XXX	XXX	XXX	XXX	XXX	XXX					
10. 2024	XXX	XXX	XXX	XXX	XXX	XXX	XXX	XXX				
11. 2025	XXX	XXX	XXX	XXX	XXX	XXX	XXX	XXX	XXX	XXX		

NONE

**SCHEDULE P - PART 3D - WORKERS' COMPENSATION
(EXCLUDING EXCESS WORKERS' COMPENSATION)**

Years in Which Losses Were Incurred	CUMULATIVE PAID NET LOSSES AND DEFENSE AND COST CONTAINMENT EXPENSES REPORTED AT YEAR-END (\$000 OMITTED)										11	12
	1	2	3	4	5	6	7	8	9	10	Number of Claims Closed With Loss Payment	Number of Claims Closed Without Loss Payment
	2016	2017	2018	2019	2020	2021	2022	2023	2024	2025		
1. Prior	XXX										9	
2. 2016												
3. 2017	XXX											
4. 2018	XXX	XXX										
5. 2019	XXX	XXX	XXX									
6. 2020	XXX	XXX	XXX	XXX								
7. 2021	XXX	XXX	XXX	XXX	XXX							
8. 2022	XXX	XXX	XXX	XXX	XXX	XXX						
9. 2023	XXX	XXX	XXX	XXX	XXX	XXX	XXX					
10. 2024	XXX	XXX	XXX	XXX	XXX	XXX	XXX	XXX				
11. 2025	XXX	XXX	XXX	XXX	XXX	XXX	XXX	XXX	XXX			

SCHEDULE P - PART 3E - COMMERCIAL MULTIPLE PERIL

Years in Which Losses Were Incurred	CUMULATIVE PAID NET LOSSES AND DEFENSE AND COST CONTAINMENT EXPENSES REPORTED AT YEAR-END (\$000 OMITTED)										11	12
	1	2	3	4	5	6	7	8	9	10	Number of Claims Closed With Loss Payment	Number of Claims Closed Without Loss Payment
	2016	2017	2018	2019	2020	2021	2022	2023	2024	2025		
1. Prior	XXX											
2. 2016												
3. 2017	XXX											
4. 2018	XXX	XXX										
5. 2019	XXX	XXX	XXX									
6. 2020	XXX	XXX	XXX	XXX								
7. 2021	XXX	XXX	XXX	XXX	XXX							
8. 2022	XXX	XXX	XXX	XXX	XXX	XXX						
9. 2023	XXX	XXX	XXX	XXX	XXX	XXX	XXX					
10. 2024	XXX	XXX	XXX	XXX	XXX	XXX	XXX	XXX				
11. 2025	XXX	XXX	XXX	XXX	XXX	XXX	XXX	XXX	XXX	XXX		

NONE

SCHEDULE P - PART 3F - SECTION 1 - MEDICAL PROFESSIONAL LIABILITY - OCCURRENCE

Years in Which Losses Were Incurred	CUMULATIVE PAID NET LOSSES AND DEFENSE AND COST CONTAINMENT EXPENSES REPORTED AT YEAR-END (\$000 OMITTED)										11	12
	1	2	3	4	5	6	7	8	9	10	Number of Claims Closed With Loss Payment	Number of Claims Closed Without Loss Payment
	2016	2017	2018	2019	2020	2021	2022	2023	2024	2025		
1. Prior	XXX											
2. 2016												
3. 2017	XXX											
4. 2018	XXX	XXX										
5. 2019	XXX	XXX	XXX									
6. 2020	XXX	XXX	XXX	XXX								
7. 2021	XXX	XXX	XXX	XXX	XXX							
8. 2022	XXX	XXX	XXX	XXX	XXX	XXX						
9. 2023	XXX	XXX	XXX	XXX	XXX	XXX	XXX					
10. 2024	XXX	XXX	XXX	XXX	XXX	XXX	XXX	XXX				
11. 2025	XXX	XXX	XXX	XXX	XXX	XXX	XXX	XXX	XXX			

NONE

SCHEDULE P - PART 3F - SECTION 2 - MEDICAL PROFESSIONAL LIABILITY - CLAIMS-MADE

Years in Which Losses Were Incurred	CUMULATIVE PAID NET LOSSES AND DEFENSE AND COST CONTAINMENT EXPENSES REPORTED AT YEAR-END (\$000 OMITTED)										11	12
	1	2	3	4	5	6	7	8	9	10	Number of Claims Closed With Loss Payment	Number of Claims Closed Without Loss Payment
	2016	2017	2018	2019	2020	2021	2022	2023	2024	2025		
1. Prior	XXX											
2. 2016												
3. 2017	XXX											
4. 2018	XXX	XXX										
5. 2019	XXX	XXX	XXX									
6. 2020	XXX	XXX	XXX	XXX								
7. 2021	XXX	XXX	XXX	XXX	XXX							
8. 2022	XXX	XXX	XXX	XXX	XXX	XXX						
9. 2023	XXX	XXX	XXX	XXX	XXX	XXX	XXX					
10. 2024	XXX	XXX	XXX	XXX	XXX	XXX	XXX	XXX				
11. 2025	XXX	XXX	XXX	XXX	XXX	XXX	XXX	XXX	XXX			

NONE

SCHEDULE P - PART 3G - SPECIAL LIABILITY (OCEAN MARINE, AIRCRAFT (ALL PERILS), BOILER AND MACHINERY)

Years in Which Losses Were Incurred	CUMULATIVE PAID NET LOSSES AND DEFENSE AND COST CONTAINMENT EXPENSES REPORTED AT YEAR-END (\$000 OMITTED)										11	12
	1	2	3	4	5	6	7	8	9	10	Number of Claims Closed With Loss Payment	Number of Claims Closed Without Loss Payment
	2016	2017	2018	2019	2020	2021	2022	2023	2024	2025		
1. Prior	XXX										XXX	XXX
2. 2016											XXX	XXX
3. 2017	XXX										XXX	XXX
4. 2018	XXX	XXX									XXX	XXX
5. 2019	XXX	XXX	XXX								XXX	XXX
6. 2020	XXX	XXX	XXX	XXX							XXX	XXX
7. 2021	XXX	XXX	XXX	XXX	XXX						XXX	XXX
8. 2022	XXX	XXX	XXX	XXX	XXX	XXX					XXX	XXX
9. 2023	XXX	XXX	XXX	XXX	XXX	XXX	XXX				XXX	XXX
10. 2024	XXX	XXX	XXX	XXX	XXX	XXX	XXX	XXX			XXX	XXX
11. 2025	XXX	XXX	XXX	XXX	XXX	XXX	XXX	XXX	XXX	XXX	XXX	XXX

NONE

SCHEDULE P - PART 3H - SECTION 1 - OTHER LIABILITY - OCCURRENCE

Years in Which Losses Were Incurred	CUMULATIVE PAID NET LOSSES AND DEFENSE AND COST CONTAINMENT EXPENSES REPORTED AT YEAR-END (\$000 OMITTED)										11	12
	1	2	3	4	5	6	7	8	9	10	Number of Claims Closed With Loss Payment	Number of Claims Closed Without Loss Payment
	2016	2017	2018	2019	2020	2021	2022	2023	2024	2025		
1. Prior	XXX											
2. 2016												
3. 2017	XXX											
4. 2018	XXX	XXX										
5. 2019	XXX	XXX	XXX									
6. 2020	XXX	XXX	XXX	XXX								
7. 2021	XXX	XXX	XXX	XXX	XXX							
8. 2022	XXX	XXX	XXX	XXX	XXX	XXX						
9. 2023	XXX	XXX	XXX	XXX	XXX	XXX	XXX					
10. 2024	XXX	XXX	XXX	XXX	XXX	XXX	XXX	XXX				
11. 2025	XXX	XXX	XXX	XXX	XXX	XXX	XXX	XXX	XXX	XXX		

NONE

SCHEDULE P - PART 3H - SECTION 2 - OTHER LIABILITY - CLAIMS-MADE

Years in Which Losses Were Incurred	CUMULATIVE PAID NET LOSSES AND DEFENSE AND COST CONTAINMENT EXPENSES REPORTED AT YEAR-END (\$000 OMITTED)										11	12
	1	2	3	4	5	6	7	8	9	10	Number of Claims Closed With Loss Payment	Number of Claims Closed Without Loss Payment
	2016	2017	2018	2019	2020	2021	2022	2023	2024	2025		
1. Prior	XXX											
2. 2016												
3. 2017	XXX											
4. 2018	XXX	XXX										
5. 2019	XXX	XXX	XXX									
6. 2020	XXX	XXX	XXX	XXX								
7. 2021	XXX	XXX	XXX	XXX	XXX							
8. 2022	XXX	XXX	XXX	XXX	XXX	XXX						
9. 2023	XXX	XXX	XXX	XXX	XXX	XXX	XXX					
10. 2024	XXX	XXX	XXX	XXX	XXX	XXX	XXX	XXX				
11. 2025	XXX	XXX	XXX	XXX	XXX	XXX	XXX	XXX	XXX	XXX		

NONE

SCHEDULE P - PART 3I - SPECIAL PROPERTY (FIRE, ALLIED LINES, INLAND MARINE, EARTHQUAKE, BURGLARY AND THEFT)

Years in Which Losses Were Incurred	CUMULATIVE PAID NET LOSSES AND DEFENSE AND COST CONTAINMENT EXPENSES REPORTED AT YEAR-END (\$000 OMITTED)										11	12
	1	2	3	4	5	6	7	8	9	10	Number of Claims Closed With Loss Payment	Number of Claims Closed Without Loss Payment
	2016	2017	2018	2019	2020	2021	2022	2023	2024	2025		
1. Prior	XXX										XXX	XXX
2. 2016											XXX	XXX
3. 2017	XXX										XXX	XXX
4. 2018	XXX	XXX									XXX	XXX
5. 2019	XXX	XXX	XXX								XXX	XXX
6. 2020	XXX	XXX	XXX	XXX							XXX	XXX
7. 2021	XXX	XXX	XXX	XXX	XXX						XXX	XXX
8. 2022	XXX	XXX	XXX	XXX	XXX	XXX					XXX	XXX
9. 2023	XXX	XXX	XXX	XXX	XXX	XXX	XXX				XXX	XXX
10. 2024	XXX	XXX	XXX	XXX	XXX	XXX	XXX	XXX			XXX	XXX
11. 2025	XXX	XXX	XXX	XXX	XXX	XXX	XXX	XXX	XXX	XXX	XXX	XXX

SCHEDULE P - PART 3J - AUTO PHYSICAL DAMAGE

Years in Which Losses Were Incurred	CUMULATIVE PAID NET LOSSES AND DEFENSE AND COST CONTAINMENT EXPENSES REPORTED AT YEAR-END (\$000 OMITTED)										11	12
	1	2	3	4	5	6	7	8	9	10	Number of Claims Closed With Loss Payment	Number of Claims Closed Without Loss Payment
	2016	2017	2018	2019	2020	2021	2022	2023	2024	2025		
1. Prior	XXX											
2. 2016												
3. 2017	XXX											
4. 2018	XXX	XXX										
5. 2019	XXX	XXX	XXX									
6. 2020	XXX	XXX	XXX	XXX								
7. 2021	XXX	XXX	XXX	XXX	XXX							
8. 2022	XXX	XXX	XXX	XXX	XXX	XXX						
9. 2023	XXX	XXX	XXX	XXX	XXX	XXX	XXX					
10. 2024	XXX	XXX	XXX	XXX	XXX	XXX	XXX	XXX				
11. 2025	XXX	XXX	XXX	XXX	XXX	XXX	XXX	XXX	XXX	XXX		

SCHEDULE P - PART 3K - FIDELITY/SURETY

Years in Which Losses Were Incurred	CUMULATIVE PAID NET LOSSES AND DEFENSE AND COST CONTAINMENT EXPENSES REPORTED AT YEAR-END (\$000 OMITTED)										11	12
	1	2	3	4	5	6	7	8	9	10	Number of Claims Closed With Loss Payment	Number of Claims Closed Without Loss Payment
	2016	2017	2018	2019	2020	2021	2022	2023	2024	2025		
1. Prior	XXX	-	1	1	1	1	1	3	3	3	XXX	XXX
2. 2016	15	263	263	263	263	263	263	263	263	263	XXX	XXX
3. 2017	XXX	371	536	536	536	536	536	536	536	536	XXX	XXX
4. 2018	XXX	XXX	408	725	725	725	725	725	725	725	XXX	XXX
5. 2019	XXX	XXX	XXX	2,485	2,822	2,822	2,822	2,822	2,822	2,822	XXX	XXX
6. 2020	XXX	XXX	XXX	XXX	2,833	4,249	4,249	4,249	4,249	4,249	XXX	XXX
7. 2021	XXX	XXX	XXX	XXX	XXX	2,506	4,263	4,263	4,263	4,263	XXX	XXX
8. 2022	XXX	XXX	XXX	XXX	XXX	XXX	1,429	3,503	3,503	3,503	XXX	XXX
9. 2023	XXX	XXX	XXX	XXX	XXX	XXX	XXX	1,149	3,139	3,139	XXX	XXX
10. 2024	XXX	XXX	XXX	XXX	XXX	XXX	XXX	XXX	1,051	4,744	XXX	XXX
11. 2025	XXX	XXX	XXX	XXX	XXX	XXX	XXX	XXX	XXX	3,307	XXX	XXX

SCHEDULE P - PART 3L - OTHER (INCLUDING CREDIT, ACCIDENT AND HEALTH)

Years in Which Losses Were Incurred	CUMULATIVE PAID NET LOSSES AND DEFENSE AND COST CONTAINMENT EXPENSES REPORTED AT YEAR-END (\$000 OMITTED)										11	12
	1	2	3	4	5	6	7	8	9	10	Number of Claims Closed With Loss Payment	Number of Claims Closed Without Loss Payment
	2016	2017	2018	2019	2020	2021	2022	2023	2024	2025		
1. Prior	XXX										XXX	XXX
2. 2016											XXX	XXX
3. 2017	XXX										XXX	XXX
4. 2018	XXX	XXX									XXX	XXX
5. 2019	XXX	XXX	XXX								XXX	XXX
6. 2020	XXX	XXX	XXX	XXX							XXX	XXX
7. 2021	XXX	XXX	XXX	XXX	XXX						XXX	XXX
8. 2022	XXX	XXX	XXX	XXX	XXX	XXX					XXX	XXX
9. 2023	XXX	XXX	XXX	XXX	XXX	XXX	XXX				XXX	XXX
10. 2024	XXX	XXX	XXX	XXX	XXX	XXX	XXX	XXX			XXX	XXX
11. 2025	XXX	XXX	XXX	XXX	XXX	XXX	XXX	XXX	XXX	XXX	XXX	XXX

SCHEDULE P - PART 3M - INTERNATIONAL

Years in Which Losses Were Incurred	CUMULATIVE PAID NET LOSSES AND DEFENSE AND COST CONTAINMENT EXPENSES REPORTED AT YEAR-END (\$000 OMITTED)										11	12
	1	2	3	4	5	6	7	8	9	10	Number of Claims Closed With Loss Payment	Number of Claims Closed Without Loss Payment
	2016	2017	2018	2019	2020	2021	2022	2023	2024	2025		
1. Prior	XXX										XXX	XXX
2. 2016											XXX	XXX
3. 2017	XXX										XXX	XXX
4. 2018	XXX	XXX									XXX	XXX
5. 2019	XXX	XXX	XXX								XXX	XXX
6. 2020	XXX	XXX	XXX	XXX							XXX	XXX
7. 2021	XXX	XXX	XXX	XXX	XXX						XXX	XXX
8. 2022	XXX	XXX	XXX	XXX	XXX	XXX					XXX	XXX
9. 2023	XXX	XXX	XXX	XXX	XXX	XXX	XXX				XXX	XXX
10. 2024	XXX	XXX	XXX	XXX	XXX	XXX	XXX	XXX			XXX	XXX
11. 2025	XXX	XXX	XXX	XXX	XXX	XXX	XXX	XXX	XXX	XXX	XXX	XXX

Annual Statement for the Year 2025 of the Evergreen National Indemnity Company

(66) Schedule P - Part 3N - Reinsurance - Non Proportional Assumed Property (\$000's Omitted)

NONE

(66) Schedule P - Part 3O - Reinsurance - Non Proportional Assumed Liability (\$000's Omitted)

NONE

(66) Schedule P - Part 3P - Reinsurance - Non Proportional Assumed Financial Lines (\$000's Omitted)

NONE

(67) Schedule P - Part 3R - Section 1 - Products Liability - Occurrence (\$000's Omitted)

NONE

(67) Schedule P - Part 3R - Section 2 - Products Liability - Claims-Made (\$000's Omitted)

NONE

(67) Schedule P - Part 3S - Financial Guaranty/Mortgage Guaranty (\$000's Omitted)

NONE

(67) Schedule P - Part 3T - Warranty (\$000's Omitted)

NONE

(67) Schedule P - Part 3U - Pet Insurance Plans (\$000's Omitted)

NONE

(68) Schedule P - Part 4A - Homeowners/Farmowners (\$000's Omitted)

NONE

(68) Schedule P - Part 4B - Private Passenger Auto Liability/Medical (\$000's Omitted)

NONE

(68) Schedule P - Part 4C - Commercial Auto/Truck Liability/Medical (\$000's Omitted)

NONE

(68) Schedule P - Part 4D - Workers' Compensation (Excluding Excess Workers' Compensation) (\$000's Omitted)

NONE

(68) Schedule P - Part 4E - Commercial Multiple Peril (\$000's Omitted)

NONE

(69) Schedule P - Part 4F - Section 1 - Medical Professional Liability - Occurrence (\$000's Omitted)

NONE

(69) Schedule P - Part 4F - Section 2 - Medical Professional Liability - Claims-Made (\$000's Omitted)

NONE

(69) Schedule P - Part 4G - Special Liability (Ocean Marine, Aircraft (All Perils), Boiler and Machinery) (\$000's Omitted)

NONE

(69) Schedule P - Part 4H - Section 1 - Other Liability - Occurrence (\$000's Omitted)

NONE

(69) Schedule P - Part 4H - Section 2 - Other Liability - Claims-Made (\$000's Omitted)

NONE

SCHEDULE P - PART 4I - SPECIAL PROPERTY (FIRE, ALLIED LINES, INLAND MARINE, EARTHQUAKE, BURGLARY AND THEFT)

Years in Which Losses Were Incurred		BULK AND IBNR RESERVES ON NET LOSSES AND DEFENSE AND COST CONTAINMENT EXPENSES REPORTED AT YEAR-END (\$000 OMITTED)									
		1 2016	2 2017	3 2018	4 2019	5 2020	6 2021	7 2022	8 2023	9 2024	10 2025
1.	Prior										
2.	2016										
3.	2017	XXX									
4.	2018	XXX	XXX								
5.	2019	XXX	XXX	XXX							
6.	2020	XXX	XXX	XXX	XXX						
7.	2021	XXX	XXX	XXX	XXX	XXX					
8.	2022	XXX	XXX	XXX	XXX	XXX	XXX				
9.	2023	XXX	XXX	XXX	XXX	XXX	XXX	XXX			
10.	2024	XXX	XXX	XXX	XXX	XXX	XXX	XXX	XXX		
11.	2025	XXX	XXX	XXX	XXX	XXX	XXX	XXX	XXX	XXX	

NONE

SCHEDULE P - PART 4J - AUTO PHYSICAL DAMAGE

Years in Which Losses Were Incurred		BULK AND IBNR RESERVES ON NET LOSSES AND DEFENSE AND COST CONTAINMENT EXPENSES REPORTED AT YEAR-END (\$000 OMITTED)									
		1 2016	2 2017	3 2018	4 2019	5 2020	6 2021	7 2022	8 2023	9 2024	10 2025
1.	Prior										
2.	2016										
3.	2017	XXX									
4.	2018	XXX	XXX								
5.	2019	XXX	XXX	XXX							
6.	2020	XXX	XXX	XXX	XXX						
7.	2021	XXX	XXX	XXX	XXX	XXX					
8.	2022	XXX	XXX	XXX	XXX	XXX	XXX				
9.	2023	XXX	XXX	XXX	XXX	XXX	XXX	XXX			
10.	2024	XXX	XXX	XXX	XXX	XXX	XXX	XXX	XXX		
11.	2025	XXX	XXX	XXX	XXX	XXX	XXX	XXX	XXX	XXX	

NONE

SCHEDULE P - PART 4K - FIDELITY/SURETY

Years in Which Losses Were Incurred		BULK AND IBNR RESERVES ON NET LOSSES AND DEFENSE AND COST CONTAINMENT EXPENSES REPORTED AT YEAR-END (\$000 OMITTED)									
		1 2016	2 2017	3 2018	4 2019	5 2020	6 2021	7 2022	8 2023	9 2024	10 2025
1.	Prior	767	565	244	78						
2.	2016	3,084	434	241	168	87	15				
3.	2017	XXX	3,097	219	156	109	104	11			
4.	2018	XXX	XXX	3,269	369	262	183	176	8	5	2
5.	2019	XXX	XXX	XXX	4,027	265	158	135	127	13	10
6.	2020	XXX	XXX	XXX	XXX	5,485	100	79	65	71	7
7.	2021	XXX	XXX	XXX	XXX	XXX	5,453	112	37	36	33
8.	2022	XXX	XXX	XXX	XXX	XXX	XXX	5,861	141	35	28
9.	2023	XXX	XXX	XXX	XXX	XXX	XXX	XXX	6,145	16	10
10.	2024	XXX	XXX	XXX	XXX	XXX	XXX	XXX	XXX	7,649	4
11.	2025	XXX	XXX	XXX	XXX	XXX	XXX	XXX	XXX	XXX	6,053

SCHEDULE P - PART 4L - OTHER (INCLUDING CREDIT, ACCIDENT AND HEALTH)

Years in Which Losses Were Incurred		BULK AND IBNR RESERVES ON NET LOSSES AND DEFENSE AND COST CONTAINMENT EXPENSES REPORTED AT YEAR-END (\$000 OMITTED)									
		1 2016	2 2017	3 2018	4 2019	5 2020	6 2021	7 2022	8 2023	9 2024	10 2025
1.	Prior										
2.	2016										
3.	2017	XXX									
4.	2018	XXX	XXX								
5.	2019	XXX	XXX	XXX							
6.	2020	XXX	XXX	XXX	XXX						
7.	2021	XXX	XXX	XXX	XXX	XXX					
8.	2022	XXX	XXX	XXX	XXX	XXX	XXX				
9.	2023	XXX	XXX	XXX	XXX	XXX	XXX	XXX			
10.	2024	XXX	XXX	XXX	XXX	XXX	XXX	XXX	XXX		
11.	2025	XXX	XXX	XXX	XXX	XXX	XXX	XXX	XXX	XXX	

NONE

SCHEDULE P - PART 4M - INTERNATIONAL

Years in Which Losses Were Incurred		BULK AND IBNR RESERVES ON NET LOSSES AND DEFENSE AND COST CONTAINMENT EXPENSES REPORTED AT YEAR-END (\$000 OMITTED)									
		1 2016	2 2017	3 2018	4 2019	5 2020	6 2021	7 2022	8 2023	9 2024	10 2025
1.	Prior										
2.	2016										
3.	2017	XXX									
4.	2018	XXX	XXX								
5.	2019	XXX	XXX	XXX							
6.	2020	XXX	XXX	XXX	XXX						
7.	2021	XXX	XXX	XXX	XXX	XXX					
8.	2022	XXX	XXX	XXX	XXX	XXX	XXX				
9.	2023	XXX	XXX	XXX	XXX	XXX	XXX	XXX			
10.	2024	XXX	XXX	XXX	XXX	XXX	XXX	XXX	XXX		
11.	2025	XXX	XXX	XXX	XXX	XXX	XXX	XXX	XXX	XXX	

NONE

Annual Statement for the Year 2025 of the Evergreen National Indemnity Company

(71) Schedule P - Part 4N - Reinsurance - Non Proportional Assumed Property (\$000's Omitted)

NONE

(71) Schedule P - Part 4O - Reinsurance - Non Proportional Assumed Liability (\$000's Omitted)

NONE

(71) Schedule P - Part 4P - Reinsurance - Non Proportional Assumed Financial Lines (\$000's Omitted)

NONE

(72) Schedule P - Part 4R - Section 1 - Products Liability - Occurrence (\$000's Omitted)

NONE

(72) Schedule P - Part 4R - Section 2 - Products Liability - Claims-Made (\$000's Omitted)

NONE

(72) Schedule P - Part 4S - Financial Guaranty/Mortgage Guaranty (\$000's Omitted)

NONE

(72) Schedule P - Part 4T - Warranty (\$000's Omitted)

NONE

(72) Schedule P - Part 4U - Pet Insurance Plans (\$000's Omitted)

NONE

(73) Schedule P - Part 5A - Section 1

NONE

(73) Schedule P - Part 5A - Section 2

NONE

(73) Schedule P - Part 5A - Section 3

NONE

(74) Schedule P - Part 5B - Section 1

NONE

(74) Schedule P - Part 5B - Section 2

NONE

(74) Schedule P - Part 5B - Section 3

NONE

(75) Schedule P - Part 5C - Section 1

NONE

(75) Schedule P - Part 5C - Section 2

NONE

(75) Schedule P - Part 5C - Section 3

NONE

SCHEDULE P - PART 5D - WORKERS' COMPENSATION
(EXCLUDING EXCESS WORKERS' COMPENSATION)

SECTION 1

Years in Which Premiums Were Earned and Losses Were Incurred	CUMULATIVE NUMBER OF CLAIMS CLOSED WITH LOSS PAYMENT DIRECT AND ASSUMED AT YEAR-END									
	1	2	3	4	5	6	7	8	9	10
	2016	2017	2018	2019	2020	2021	2022	2023	2024	2025
1. Prior	2		5	3		1				
2. 2016										
3. 2017	XXX									
4. 2018	XXX	XXX								
5. 2019	XXX	XXX	XXX							
6. 2020	XXX	XXX	XXX	XXX						
7. 2021	XXX	XXX	XXX	XXX	XXX					
8. 2022	XXX	XXX	XXX	XXX	XXX	XXX				
9. 2023	XXX	XXX	XXX	XXX	XXX	XXX	XXX			
10. 2024	XXX	XXX	XXX	XXX	XXX	XXX	XXX	XXX		
11. 2025	XXX	XXX	XXX	XXX	XXX	XXX	XXX	XXX	XXX	XXX

SECTION 2

Years in Which Premiums Were Earned and Losses Were Incurred	NUMBER OF CLAIMS OUTSTANDING DIRECT AND ASSUMED AT YEAR-END									
	1	2	3	4	5	6	7	8	9	10
	2016	2017	2018	2019	2020	2021	2022	2023	2024	2025
1. Prior	39	39	34	31	31	30	21	21		18
2. 2016										
3. 2017	XXX									
4. 2018	XXX	XXX								
5. 2019	XXX	XXX	XXX							
6. 2020	XXX	XXX	XXX	XXX						
7. 2021	XXX	XXX	XXX	XXX	XXX					
8. 2022	XXX	XXX	XXX	XXX	XXX	XXX				
9. 2023	XXX	XXX	XXX	XXX	XXX	XXX	XXX			
10. 2024	XXX	XXX	XXX	XXX	XXX	XXX	XXX	XXX		
11. 2025	XXX	XXX	XXX	XXX	XXX	XXX	XXX	XXX	XXX	XXX

SECTION 3

Years in Which Premiums Were Earned and Losses Were Incurred	CUMULATIVE NUMBER OF CLAIMS REPORTED DIRECT AND ASSUMED AT YEAR-END									
	1	2	3	4	5	6	7	8	9	10
	2016	2017	2018	2019	2020	2021	2022	2023	2024	2025
1. Prior							21	21	11	18
2. 2016										
3. 2017	XXX									
4. 2018	XXX	XXX								
5. 2019	XXX	XXX	XXX							
6. 2020	XXX	XXX	XXX	XXX						
7. 2021	XXX	XXX	XXX	XXX	XXX					
8. 2022	XXX	XXX	XXX	XXX	XXX	XXX				
9. 2023	XXX	XXX	XXX	XXX	XXX	XXX	XXX			
10. 2024	XXX	XXX	XXX	XXX	XXX	XXX	XXX	XXX		
11. 2025	XXX	XXX	XXX	XXX	XXX	XXX	XXX	XXX	XXX	XXX

(77) Schedule P - Part 5E - Section 1

NONE

(77) Schedule P - Part 5E - Section 2

NONE

(77) Schedule P - Part 5E - Section 3

NONE

(78) Schedule P - Part 5F - Section 1A

NONE

(78) Schedule P - Part 5F - Section 2A

NONE

(78) Schedule P - Part 5F - Section 3A

NONE

(79) Schedule P - Part 5F - Section 1B

NONE

(79) Schedule P - Part 5F - Section 2B

NONE

(79) Schedule P - Part 5F - Section 3B

NONE

(80) Schedule P - Part 5H - Section 1A

NONE

(80) Schedule P - Part 5H - Section 2A

NONE

(80) Schedule P - Part 5H - Section 3A

NONE

(81) Schedule P - Part 5H - Section 1B

NONE

(81) Schedule P - Part 5H - Section 2B

NONE

(81) Schedule P - Part 5H - Section 3B

NONE

(82) Schedule P - Part 5R - Section 1A

NONE

(82) Schedule P - Part 5R - Section 2A

NONE

(82) Schedule P - Part 5R - Section 3A

NONE

(83) Schedule P - Part 5R - Section 1B

NONE

(83) Schedule P - Part 5R - Section 2B

NONE

(83) Schedule P - Part 5R - Section 3B

NONE

(84) Schedule P - Part 5T - Section 1

NONE

(84) Schedule P - Part 5T - Section 2

NONE

(84) Schedule P - Part 5T - Section 3

NONE

(85) Schedule P - Part 6C - Commercial Auto/Truck Liability/Medical - Section 1 (\$000's Omitted)

NONE

(85) Schedule P - Part 6C - Commercial Auto/Truck Liability/Medical - Section 2 (\$000's Omitted)

NONE

(85) Schedule P - Part 6D - Workers' Compensation (Excluding Excess Workers' Compensation) - Section 1 (\$000's Omitted)

NONE

(85) Schedule P - Part 6D - Workers' Compensation (Excluding Excess Workers' Compensation) - Section 2 (\$000's Omitted)

NONE

(86) Schedule P - Part 6E - Commercial Multiple Peril - Section 1 (\$000's Omitted)

NONE

(86) Schedule P - Part 6E - Commercial Multiple Peril - Section 2 (\$000's Omitted)

NONE

(86) Schedule P - Part 6H - Other Liability - Occurrence - Section 1A (\$000's Omitted)

NONE

(86) Schedule P - Part 6H - Other Liability - Occurrence - Section 2A (\$000's Omitted)

NONE

(87) Schedule P - Part 6H - Other Liability - Claims-Made - Section 1B (\$000's Omitted)

NONE

(87) Schedule P - Part 6H - Other Liability - Claims-Made - Section 2B (\$000's Omitted)

NONE

(87) Schedule P - Part 6M - International - Section 1 (\$000's Omitted)

NONE

(87) Schedule P - Part 6M - International - Section 2 (\$000's Omitted)

NONE

Annual Statement for the Year 2025 of the Evergreen National Indemnity Company

(88) Schedule P - Part 6N - Reinsurance Non Proportional Assumed Property - Section 1 (\$000's Omitted)

NONE

(88) Schedule P - Part 6N - Reinsurance Non Proportional Assumed Property - Section 2 (\$000's Omitted)

NONE

(88) Schedule P - Part 6O - Reinsurance Non Proportional Assumed Liability - Section 1 (\$000's Omitted)

NONE

(88) Schedule P - Part 6O - Reinsurance Non Proportional Assumed Liability - Section 2 (\$000's Omitted)

NONE

(89) Schedule P - Part 6R - Products Liability - Occurrence - Section 1A (\$000's Omitted)

NONE

(89) Schedule P - Part 6R - Products Liability - Occurrence - Section 2A (\$000's Omitted)

NONE

(89) Schedule P - Part 6R - Products Liability - Claims-Made - Section 1B (\$000's Omitted)

NONE

(89) Schedule P - Part 6R - Products Liability - Claims-Made - Section 2B (\$000's Omitted)

NONE

SCHEDULE P - PART 7A - PRIMARY LOSS SENSITIVE CONTRACTS

(\$000 OMITTED)

SECTION 1

Schedule P – Part 1		1	2	3	4	5	6
		Total Net Losses and Expenses Unpaid	Net Losses and Expenses Unpaid on Loss Sensitive Contracts	Loss Sensitive as Percentage of Total	Total Net Premiums Written	Net Premiums Written on Loss Sensitive Contracts	Loss Sensitive as Percentage of Total
1.	Homeowners/farmowners						
2.	Private passenger auto liability/medical						
3.	Commercial auto/truck liability/medical						
4.	Workers' compensation		-				
5.	Commercial multiple peril						
6.	Medical professional liability—occurrence						
7.	Medical professional liability—claims-made						
8.	Special liability						
9.	Other liability—occurrence						
10.	Other liabilities—claims-made						
11.	Special property						
12.	Auto physical damage						
13.	Fidelity/surety	7,446			17,748		
14.	Other						
15.	International						
16.	Reinsurance-nonproportional assumed property	XXX	XXX	XXX	XXX	XXX	XXX
17.	Reinsurance-nonproportional assumed liability	XXX	XXX	XXX	XXX	XXX	XXX
18.	Reinsurance-nonproportional assumed financial lines	XXX	XXX	XXX	XXX	XXX	XXX
19.	Products liability—occurrence						
20.	Products liability—claims-made						
21.	Financial guaranty/mortgage guaranty						
22.	Warranty						
23.	Pet insurance plans						
24.	Totals	7,446			17,748		

SECTION 2

Years in Which Policies Were Issued		INCURRED LOSSES AND DEFENSE AND COST CONTAINMENT EXPENSES REPORTED AT YEAR-END (\$000 OMITTED)									
		1	2	3	4	5	6	7	8	9	10
		2016	2017	2018	2019	2020	2021	2022	2023	2024	2025
1.	Prior										
2.	2016										
3.	2017	XXX									
4.	2018	XXX	XXX								
5.	2019	XXX	XXX	XXX							
6.	2020	XXX	XXX	XXX	XXX						
7.	2021	XXX	XXX	XXX	XXX	XXX					
8.	2022	XXX	XXX	XXX	XXX	XXX	XXX				
9.	2023	XXX	XXX	XXX	XXX	XXX	XXX	XXX			
10.	2024	XXX	XXX	XXX	XXX	XXX	XXX	XXX	XXX		
11.	2025	XXX	XXX	XXX	XXX	XXX	XXX	XXX	XXX	XXX	

SECTION 3

Years in Which Policies Were Issued		BULK AND INCURRED BUT NOT REPORTED RESERVES FOR LOSSES AND DEFENSE AND COST CONTAINMENT EXPENSES AT YEAR-END (\$000 OMITTED)									
		1	2	3	4	5	6	7	8	9	10
		2016	2017	2018	2019	2020	2021	2022	2023	2024	2025
1.	Prior										
2.	2016										
3.	2017	XXX									
4.	2018	XXX	XXX								
5.	2019	XXX	XXX	XXX							
6.	2020	XXX	XXX	XXX	XXX						
7.	2021	XXX	XXX	XXX	XXX	XXX					
8.	2022	XXX	XXX	XXX	XXX	XXX	XXX				
9.	2023	XXX	XXX	XXX	XXX	XXX	XXX	XXX			
10.	2024	XXX	XXX	XXX	XXX	XXX	XXX	XXX	XXX		
11.	2025	XXX	XXX	XXX	XXX	XXX	XXX	XXX	XXX	XXX	

SCHEDULE P – PART 7A – PRIMARY LOSS SENSITIVE CONTRACTS (CONTINUED)

SECTION 4

Years in Which Policies Were Issued	NET EARNED PREMIUMS REPORTED AT YEAR-END (\$000 OMITTED)									
	1 2016	2 2017	3 2018	4 2019	5 2020	6 2021	7 2022	8 2023	9 2024	10 2025
1. Prior										
2. 2016										
3. 2017	XXX									
4. 2018	XXX	XXX								
5. 2019	XXX	XXX	XXX							
6. 2020	XXX	XXX	XXX	XX						
7. 2021	XXX	XXX	XXX	XXX	XXX					
8. 2022	XXX	XXX	XXX	XXX	XXX	XXX				
9. 2023	XXX	XXX	XXX	XXX	XXX	XXX	XXX			
10. 2024	XXX	XXX	XXX	XXX	XXX	XXX	XXX	XXX		
11. 2025	XXX	XXX	XXX	XXX	XXX	XXX	XXX	XXX	XXX	XXX

SECTION 5

Years in Which Policies Were Issued	NET RESERVE FOR PREMIUM ADJUSTMENTS AND ACCRUED RETROSPECTIVE PREMIUMS AT YEAR-END (\$000 OMITTED)									
	1 2016	2 2017	3 2018	4 2019	5 2020	6 2021	7 2022	8 2023	9 2024	10 2025
1. Prior										
2. 2016										
3. 2017	XXX									
4. 2018	XXX	XXX								
5. 2019	XXX	XXX	XXX							
6. 2020	XXX	XXX	XXX	XX						
7. 2021	XXX	XXX	XXX	XXX	XXX					
8. 2022	XXX	XXX	XXX	XXX	XXX	XXX				
9. 2023	XXX	XXX	XXX	XXX	XXX	XXX	XXX			
10. 2024	XXX	XXX	XXX	XXX	XXX	XXX	XXX	XXX		
11. 2025	XXX	XXX	XXX	XXX	XXX	XXX	XXX	XXX	XXX	XXX

SCHEDULE P - PART 7B - REINSURANCE LOSS SENSITIVE CONTRACTS

(\$000 OMITTED)

SECTION 1

Schedule P – Part 1		1	2	3	4	5	6
		Total Net Losses and Expenses Unpaid	Net Losses and Expenses Unpaid on Loss Sensitive Contracts	Loss Sensitive as Percentage of Total	Total Net Premiums Written	Net Premiums Written on Loss Sensitive Contracts	Loss Sensitive as Percentage of Total
1.	Homeowners/farmowners						
2.	Private passenger auto liability/medical						
3.	Commercial auto/truck liability/medical						
4.	Workers' compensation		-				
5.	Commercial multiple peril						
6.	Medical professional liability—occurrence						
7.	Medical professional liability—claims-made						
8.	Special liability						
9.	Other liability—occurrence						
10.	Other liabilities—claims-made						
11.	Special property						
12.	Auto physical damage						
13.	Fidelity/surety	7,446			17,748		
14.	Other						
15.	International						
16.	Reinsurance-nonproportional assumed property						
17.	Reinsurance-nonproportional assumed liability						
18.	Reinsurance-nonproportional assumed financial lines						
19.	Products liability—occurrence						
20.	Products liability—claims-made						
21.	Financial guaranty/mortgage guaranty						
22.	Warranty						
23.	Pet insurance plans						
24.	Totals	7,446			17,748		

SECTION 2

Years in Which Policies Were Issued		INCURRED LOSSES AND DEFENSE AND COST CONTAINMENT EXPENSES REPORTED AT YEAR-END (\$000 OMITTED)									
		1	2	3	4	5	6	7	8	9	10
		2016	2017	2018	2019	2020	2021	2022	2023	2024	2025
1.	Prior										
2.	2016										
3.	2017	XXX									
4.	2018	XXX	XXX								
5.	2019	XXX	XXX	XXX							
6.	2020	XXX	XXX	XXX	XXX						
7.	2021	XXX	XXX	XXX	XXX	XXX					
8.	2022	XXX	XXX	XXX	XXX	XXX	XXX				
9.	2023	XXX	XXX	XXX	XXX	XXX	XXX	XXX			
10.	2024	XXX	XXX	XXX	XXX	XXX	XXX	XXX	XXX		
11.	2025	XXX	XXX	XXX	XXX	XXX	XXX	XXX	XXX	XXX	

SECTION 3

Years in Which Policies Were Issued		BULK AND INCURRED BUT NOT REPORTED RESERVES FOR LOSSES AND DEFENSE AND COST CONTAINMENT EXPENSES AT YEAR-END (\$000 OMITTED)									
		1	2	3	4	5	6	7	8	9	10
		2016	2017	2018	2019	2020	2021	2022	2023	2024	2025
1.	Prior										
2.	2016										
3.	2017	XXX									
4.	2018	XXX	XXX								
5.	2019	XXX	XXX	XXX							
6.	2020	XXX	XXX	XXX	XXX						
7.	2021	XXX	XXX	XXX	XXX	XXX					
8.	2022	XXX	XXX	XXX	XXX	XXX	XXX				
9.	2023	XXX	XXX	XXX	XXX	XXX	XXX	XXX			
10.	2024	XXX	XXX	XXX	XXX	XXX	XXX	XXX	XXX		
11.	2025	XXX	XXX	XXX	XXX	XXX	XXX	XXX	XXX	XXX	

SCHEDULE P – PART 7B – REINSURANCE LOSS SENSITIVE CONTRACTS (CONTINUED)

SECTION 4

Years in Which Policies Were Issued		NET EARNED PREMIUMS REPORTED AT YEAR-END (\$000 OMITTED)									
		1 2016	2 2017	3 2018	4 2019	5 2020	6 2021	7 2022	8 2023	9 2024	10 2025
1.	Prior										
2.	2016										
3.	2017	XXX									
4.	2018	XXX	XXX								
5.	2019	XXX	XXX	XXX							
6.	2020	XXX	XXX	XXX	XX						
7.	2021	XXX	XXX	XXX	XXX						
8.	2022	XXX	XXX	XXX	XXX	XXX	XXX				
9.	2023	XXX	XXX	XXX	XXX	XXX	XXX	XXX			
10.	2024	XXX	XXX	XXX	XXX	XXX	XXX	XXX	XXX		
11.	2025	XXX	XXX	XXX	XXX	XXX	XXX	XXX	XXX	XXX	

SECTION 5

Years in Which Policies Were Issued		NET RESERVE FOR PREMIUM ADJUSTMENTS AND ACCRUED RETROSPECTIVE PREMIUMS AT YEAR-END (\$000 OMITTED)									
		1 2016	2 2017	3 2018	4 2019	5 2020	6 2021	7 2022	8 2023	9 2024	10 2025
1.	Prior										
2.	2016										
3.	2017	XXX									
4.	2018	XXX	XXX								
5.	2019	XXX	XXX	XXX							
6.	2020	XXX	XXX	XXX	XX						
7.	2021	XXX	XXX	XXX	XXX						
8.	2022	XXX	XXX	XXX	XXX	XXX	XXX				
9.	2023	XXX	XXX	XXX	XXX	XXX	XXX	XXX			
10.	2024	XXX	XXX	XXX	XXX	XXX	XXX	XXX	XXX		
11.	2025	XXX	XXX	XXX	XXX	XXX	XXX	XXX	XXX	XXX	

SECTION 6

Years in Which Policies Were Issued		INCURRED ADJUSTABLE COMMISSIONS REPORTED AT YEAR-END (\$000 OMITTED)									
		1 2016	2 2017	3 2018	4 2019	5 2020	6 2021	7 2022	8 2023	9 2024	10 2025
1.	Prior										
2.	2016										
3.	2017	XXX									
4.	2018	XXX	XXX								
5.	2019	XXX	XXX	XXX							
6.	2020	XXX	XXX	XXX	XX						
7.	2021	XXX	XXX	XXX	XXX	XXX					
8.	2022	XXX	XXX	XXX	XXX	XXX	XXX				
9.	2023	XXX	XXX	XXX	XXX	XXX	XXX	XXX			
10.	2024	XXX	XXX	XXX	XXX	XXX	XXX	XXX	XXX		
11.	2025	XXX	XXX	XXX	XXX	XXX	XXX	XXX	XXX	XXX	

SECTION 7

Years in Which Policies Were Issued		RESERVES FOR COMMISSION ADJUSTMENTS AT YEAR-END (\$000 OMITTED)									
		1 2016	2 2017	3 2018	4 2019	5 2020	6 2021	7 2022	8 2023	9 2024	10 2025
1.	Prior										
2.	2016										
3.	2017	XXX									
4.	2018	XXX	XXX								
5.	2019	XXX	XXX	XXX							
6.	2020	XXX	XXX	XXX	XX						
7.	2021	XXX	XXX	XXX	XXX	XXX					
8.	2022	XXX	XXX	XXX	XXX	XXX	XXX				
9.	2023	XXX	XXX	XXX	XXX	XXX	XXX	XXX			
10.	2024	XXX	XXX	XXX	XXX	XXX	XXX	XXX	XXX		
11.	2025	XXX	XXX	XXX	XXX	XXX	XXX	XXX	XXX	XXX	

SCHEDULE P INTERROGATORIES

1. The following questions relate to yet-to-be-issued Extended Reporting Endorsements (EREs) arising from Death, Disability, or Retirement (DDR) provisions in Medical Professional Liability Claims Made insurance policies. EREs provided for reasons other than DDR are not to be included.
 - 1.1 Does the company issue Medical Professional Liability Claims Made insurance policies that provide tail (also known as an extended reporting endorsement, or "ERE") benefits in the event of Death, Disability, or Retirement (DDR) at a reduced charge or at no additional cost? If the answer to question 1.1 is "no", leave the following questions blank.
If the answer to question 1.1 is "yes", please answer the following questions:..... NO.....
 - 1.2 What is the total amount of the reserve for that provision (DDR Reserve), as reported, explicitly or not, elsewhere in this statement (in dollars)?..... \$.....
 - 1.3 Does the company report any DDR reserve as Unearned Premium Reserve per SSAP No. 65?.....
 - 1.4 Does the company report any DDR reserve as loss or loss adjustment expense reserve?.....
 - 1.5 If the company reports DDR reserve as Unearned Premium Reserve, does that amount match the figure on the Underwriting and Investment Exhibit, Part 1A – Recapitulation of all Premiums (Page 7) Column 2, Lines 11.1 plus 11.2?.....
 - 1.6 If the company reports DDR reserve as loss or loss adjustment expense reserve, please complete the following table corresponding to where these reserves are reported in Schedule P:

Years in Which Premiums Were Earned and Losses Were Incurred	DDR Reserve Included in Schedule P, Part 1F, Medical Professional Liability Column 24: Total Net Losses and Expenses Unpaid	
	1 Section 1: Occurrence	2 Section 2: Claims-Made
1.601. Prior.....		
1.602. 2016.....		
1.603. 2017.....		
1.604. 2018.....		
1.605. 2019.....		
1.606. 2020.....		
1.607. 2021.....		
1.608. 2022.....		
1.609. 2023.....		
1.610. 2024.....		
1.611. 2025.....		
1.612. Totals.....		

2. The definition of allocated loss adjustment expenses (ALAE) and, therefore, unallocated loss adjustment expenses (ULAE) was changed effective January 1, 1998. This change in definition applies to both paid and unpaid expenses. Are these expenses (now reported as "Defense and Cost Containment" and "Adjusting and Other") reported in compliance with these definitions in this statement?..... YES.....
3. The Adjusting and Other expense payments and reserves should be allocated to the years in which the losses were incurred based on the number of claims reported, closed and outstanding in those years. When allocating Adjusting and Other expense between companies in a group or a pool, the Adjusting and Other expense should be allocated in the same percentage used for the loss amounts and the claim counts. For reinsurers, Adjusting and Other expense assumed should be reported according to the reinsurance contract. For Adjusting and Other expense incurred by reinsurers, or in those situations where suitable claim count information is not available, Adjusting and Other expense should be allocated by a reasonable method determined by the company and described in Interrogatory 7, below. Are they so reported in this Statement?..... YES.....
4. Do any lines in Schedule P include reserves that are reported gross of any discount to present value of future payments, and that are reported net of such discounts on Page 10?..... NO.....

If yes, proper disclosure must be made in the Notes to Financial Statements, as specified in the Instructions. Also, the discounts must be reported in Schedule P - Part 1, Columns 32 and 33.

Schedule P must be completed gross of non-tabular discounting. Work papers relating to discount calculations must be available for examination upon request.

Discounting is allowed only if expressly permitted by the state insurance department to which this Annual Statement is being filed.

5. What were the net premiums (in thousands of dollars) in force at the end of the year for:
 - 5.1. Fidelity..... \$.....
 - 5.2. Surety..... \$..... 15,602
6. Claim count information is reported per claim or per claimant (indicate which)..... PER CLAIM.....
If not the same in all years, explain in Interrogatory 7.
- 7.1. The information provided in Schedule P will be used by many persons to estimate the adequacy of the current loss and expense reserves, among other things. Are there any especially significant events, coverage, retention or accounting changes that have occurred that must be considered when making such analyses?..... NO.....
- 7.2. An extended statement may be attached

SCHEDULE T – PART 2
 INTERSTATE COMPACT – EXHIBIT OF PREMIUMS WRITTEN
 Allocated By States And Territories

States, Etc.		Direct Business Only					Totals
		1 Life (Group and Individual)	2 Annuities (Group and Individual)	3 Disability Income (Group and Individual)	4 Long-Term Care (Group and Individual)	5 Deposit-Type Contracts	
1.	Alabama	AL					
2.	Alaska	AK					
3.	Arizona	AZ					
4.	Arkansas	AR					
5.	California	CA					
6.	Colorado	CO					
7.	Connecticut	CT					
8.	Delaware	DE					
9.	District of Columbia	DC					
10.	Florida	FL					
11.	Georgia	GA					
12.	Hawaii	HI					
13.	Idaho	ID					
14.	Illinois	IL					
15.	Indiana	IN					
16.	Iowa	IA					
17.	Kansas	KS					
18.	Kentucky	KY					
19.	Louisiana	LA					
20.	Maine	ME					
21.	Maryland	MD					
22.	Massachusetts	MA					
23.	Michigan	MI					
24.	Minnesota	MN					
25.	Mississippi	MS					
26.	Missouri	MO					
27.	Montana	MT					
28.	Nebraska	NE					
29.	Nevada	NV					
30.	New Hampshire	NH					
31.	New Jersey	NJ					
32.	New Mexico	NM					
33.	New York	NY					
34.	North Carolina	NC					
35.	North Dakota	ND					
36.	Ohio	OH					
37.	Oklahoma	OK					
38.	Oregon	OR					
39.	Pennsylvania	PA					
40.	Rhode Island	RI					
41.	South Carolina	SC					
42.	South Dakota	SD					
43.	Tennessee	TN					
44.	Texas	TX					
45.	Utah	UT					
46.	Vermont	VT					
47.	Virginia	VA					
48.	Washington	WA					
49.	West Virginia	WV					
50.	Wisconsin	WI					
51.	Wyoming	WY					
52.	American Samoa	AS					
53.	Guam	GU					
54.	Puerto Rico	PR					
55.	U.S. Virgin Islands	VI					
56.	Northern Mariana Islands	MP					
57.	Canada	CAN					
58.	Aggregate other alien	OT					
59.	Totals						

NONE

Annual Statement for the Year 2025 of the Evergreen National Indemnity Company

SCHEDULE Y

PART 1A - DETAILS OF INSURANCE HOLDING COMPANY SYSTEM

1	2	3	4	5	6	7	8	9	10	11	12	13	14	15	16
Group Code	Group Name	NAIC Company Code	ID Number	Federal RSSD	CIK	Name of Securities Exchange if Publicly Traded (U.S. or International)	Names of Parent, Subsidiaries or Affiliates	Domiciliary Location	Relationship to Reporting Entity	Directly Controlled by (Name of Entity/Person)	Type of Control (Ownership, Board, Management, Attorney-in-Fact, Influence, Other)	If Control is Ownership, Provide Percentage	Ultimate Controlling Entity(ies) / Person(s)	Is an SCA Filing Required? (Yes/No)	*
4869	WT Holdings Group		86-0843596				Allied Waste North America, Inc.	DE	OTH	Republic Services, Inc.	Ownership	100.000	N/A public entity	NO	2
4869	WT Holdings Group	31380	95-3730189				American Surety Company	DE	IA	StarStone Specialty Insurance Company	Ownership, Board	100.000	Core Specialty Insurance Holdings, Inc.	NO	
4869	WT Holdings Group		03-0338873		0000911177	NASDAQ	Cassella Waste Systems, Inc.	DE	OTH	N/A public entity	N / A		N/A public entity	NO	
4869	WT Holdings Group		38-3865632				Duval Holdings, Inc.	FL	UIP	WT Holdings, Inc.	Ownership, Board, Mgmt	99.300	William Haslam/Susan Haslam	NO	
4869	WT Holdings Group		46-4581025				EU Holdings, LLC	FL	NIA	Stillwater Insurance Company	Ownership	75.000	William Haslam/Susan Haslam	NO	
4869	WT Holdings Group		46-4581025				EU Holdings, LLC	OH	NIA	WT Holdings, Inc.	Ownership	22.400	William Haslam/Susan Haslam	NO	
4869	WT Holdings Group	12750	36-2467238				Evergreen National Indemnity Company	OH	RE	Pro-Alliance Corporation	Ownership	65.060	William Haslam/Susan Haslam	NO	
4869	WT Holdings Group	12750	36-2467238				Evergreen National Indemnity Company	OH	RE	Waste Management Holdings, Inc.	Ownership	9.980	Waste Management, Inc.	NO	
4869	WT Holdings Group	12750	36-2467238				Evergreen National Indemnity Company	OH	RE	Allied Waste North America, Inc.	Ownership	9.980	Republic Services, Inc.	NO	
4869	WT Holdings Group	12750	36-2467238				Evergreen National Indemnity Company	OH	RE	Cassella Waste Systems, Inc.	Ownership	9.980	N/A public entity	NO	
4869	WT Holdings Group	12750	36-2467238				Evergreen National Indemnity Company	NY	RE	Waste Connections, Inc.	Ownership	4.990	N/A public entity	NO	
4869	WT Holdings Group		61-1739269				Fishlinger Family Holdings, LLC	NY	OTH	William J. Fishlinger 2014 Family Trust #2	Ownership, Board, Mgmt	100.000	Matthew Fishlinger/Alexandra Calame	NO	2
4869	WT Holdings Group		47-1171079				Fishlinger Risk Holdings, LLC	NY	OTH	Fishlinger Family Holdings, LLC	Ownership, Board	100.000	Matthew Fishlinger/Alexandra Calame	NO	2
4869	WT Holdings Group	25917	13-2741040				Gramercy Indemnity Company	DE	IA	Gramercy Risk Holdings, LLC	Ownership, Board	100.000	W.Haslam/S.Haslam/M.Fishlinge	NO	
4869	WT Holdings Group		82-3800657				Gramercy Risk Holdings, LLC	DE	NIA	WT Holdings, Inc.	Ownership, Board	39.680	William Haslam/Susan Haslam	NO	
4869	WT Holdings Group		82-3800657				Gramercy Risk Holdings, LLC	DE	NIA	Fishlinger Risk Holdings, LLC	Ownership, Board	39.680	Matthew Fishlinger/Alexandra Calame	NO	
4869	WT Holdings Group		82-3800657				Gramercy Risk Holdings, LLC	NY	NIA	StarStone Specialty Insurance Company	Ownership, Board	20.630	Core Specialty Insurance Holdings, Inc.	NO	3
4869	WT Holdings Group		38-3937473				Gramercy Risk Management, LLC	OH	NIA	Gramercy Risk Holdings, LLC	Ownership, Board	100.000	W.Haslam/S.Haslam/M.Fishlinge	NO	
4869	WT Holdings Group		20-1048841				Pro-Alliance Corporation	NH	UDP	Stillwater Insurance Company	Ownership	90.000	William Haslam/Susan Haslam	NO	
4869	WT Holdings Group		86-1194255				Richmond National Group, Inc.	DE	OTH	HF Direct Investments Pool, LLC	Ownership	47.800	William Haslam	NO	2
4869	WT Holdings Group		86-1194255				Richmond National Group, Inc.	DE	OTH	Various NC LLC's	Ownership, Board	22.400	Robert Sheridan III	NO	2
4869	WT Holdings Group		86-1194255				Richmond National Group, Inc.	DE	OTH	WT Holdings, Inc.	Ownership, Board	11.500	William Haslam/Susan Haslam	NO	

Annual Statement for the Year 2025 of the Evergreen National Indemnity Company

SCHEDULE Y

PART 1A - DETAILS OF INSURANCE HOLDING COMPANY SYSTEM

1	2	3	4	5	6	7	8	9	10	11	12	13	14	15	16
Group Code	Group Name	NAIC Company Code	ID Number	Federal RSSD	CIK	Name of Securities Exchange if Publicly Traded (U.S. or International)	Names of Parent, Subsidiaries or Affiliates	Domiciliary Location	Relationship to Reporting Entity	Directly Controlled by (Name of Entity/Person)	Type of Control (Ownership, Board, Management, Attorney-in-Fact, Influence, Other)	If Control is Ownership, Provide Percentage	Ultimate Controlling Entity(ies) / Person(s)	Is an SCA Filing Required? (Yes/No)	*
4869	WT Holdings Group	17103	87-2521969				Richmond National Insurance Company	IN	IA	Richmond National Group, Inc.	Ownership	100.000	WT Holdings, Inc./HF Direct Investments Pool, LLC/Bonhill RNG, LLC/Bonhill RNG II, LLC/Bonhill RNG III, LLC/Bonhill RNG IV, LLC	NO	
4869	WT Holdings Group		85-3739647				Richmond National Services, Inc.	DE	NIA	Richmond National Group, Inc.	Ownership	100.000	WT Holdings, Inc./HF Direct Investments Pool, LLC/Bonhill RNG, LLC/Bonhill RNG II, LLC/Bonhill RNG III, LLC/Bonhill RNG IV, LLC	NO	
4869	WT Holdings Group	25496	95-1429618				StarStone National Insurance Company	DE	IA	American Surety Company	Ownership, Board	100.000	Core Specialty Insurance Holdings, Inc.	NO	
4869	WT Holdings Group	25180	68-0266416				Stillwater Insurance Company	FL	UIP	Duval Holdings, Inc.	Ownership, Board, Mgmt	100.000	William Haslam/Susan Haslam	NO	
4869	WT Holdings Group		71-0900874				Stillwater Insurance Services, Inc.	FL	NIA	Duval Holdings, Inc.	Ownership, Board, Mgmt	100.000	William Haslam/Susan Haslam	NO	
4869	WT Holdings Group	16578	16-0986300				Stillwater Property & Casualty Insurance Company	OH	IA	Stillwater Insurance Company	Ownership, Board, Mgmt	100.000	William Haslam/Susan Haslam	NO	
4869	WT Holdings Group		94-3283464		0001057058	NYSE	Waste Connections, Inc.	OH	OTH	N/A public entity	N / A		N/A public entity	NO	2
4869	WT Holdings Group		73-1039529				Waste Management Holdings, Inc.	OH	OTH	Waste Management, Inc.	Ownership	100.000	N/A public entity	NO	2
4869	WT Holdings Group		46-7406727				William J. Fishlinger 2014 Family Trust #2	OH	OTH	Matthew Fishlinger/Alexandra Calame	Trustees	100.000		NO	2
4869	WT Holdings Group		26-2099042		0001546636	none	WT Holdings, Inc.	OH	UIP	William E. Haslam	Ownership	19.600		NO	1
4869	WT Holdings Group		26-2099042		0001546636	none	WT Holdings, Inc.	NY	UIP	Susan B. Haslam	Ownership	13.800		NO	1

98.1

Asterisk	Explanation
1	No Securities Exchange listing as CIK # is for Reg D filing only
2	Unaffiliated investor(s)

Annual Statement for the Year 2025 of the Evergreen National Indemnity Company

SCHEDULE Y

PART 2 - SUMMARY OF INSURER'S TRANSACTIONS WITH ANY AFFILIATES

1	2	3	4	5	6	7	8	9	10	11	12	13
NAIC Company Code	ID Number	Names of Insurers and Parent, Subsidiaries or Affiliates	Shareholder Dividends	Capital Contributions	Purchases, Sales or Exchanges of Loans, Securities, Real Estate, Mortgage Loans or Other Investments	Income/ (Disbursements) Incurred in Connection with Guarantees or Undertakings for the Benefit of any Affiliate(s)	Management Agreements and Service Contracts	Income/ (Disbursements) Incurred Under Reinsurance Agreements	*	Any Other Material Activity Not in the Ordinary Course of the Insurer's Business	Totals	Reinsurance Recoverable/ (Payable) on Losses and/or Reserve Credit Taken/ (Liability)
	26-2099042	WT Holdings, Inc.	8,934,840				3,950,000				12,884,840	
.25180	68-0266416	Stillwater Insurance Company	630,000				(75,212,518)	19,271,219			(55,311,299)	(166,470,273)
.16578	16-0986300	Stillwater Property & Casualty Ins. Co.					(46,495,079)	(12,180,219)			(58,675,298)	187,220,653
	71-0900874	Stillwater Insurance Services, Inc.	(9,000,000)				117,430,342				108,430,342	
	38-3865632	Duval Holdings, Inc.	65,160								65,160	
.12750	36-2467238	Evergreen National Indemnity Company	(2,450,000)								(2,450,000)	
	20-1048841	Pro-Alliance Corporation	113,575								113,575	
.25917	13-2741040	Gramercy Indemnity Company		5,000,000			(801,976)	208,710			4,406,734	(19,138,572)
	38-3937473	Gramercy Risk Management, LLC					1,129,231				1,129,231	
	82-3800657	Gramercy Risk Holdings, LLC		(5,000,000)							(5,000,000)	
.25496	95-1429618	StarStone National Insurance Company						(7,299,710)			(7,299,710)	(1,611,808)
.00000	86-1194255	Richmond National Group, Inc.		(99,500,000)							(99,500,000)	
.17103	87-2521969	Richmond National Insurance Company		99,500,000			(37,927,156)				61,572,844	
	85-3739647	Richmond National Services, Inc.					37,927,156				37,927,156	
	86-0843596	Allied Waste North America, Inc.	487,550								487,550	
	03-0338873	Cassella Waste Systems, Inc.	487,550								487,550	
	94-3283464	Waste Connections, Inc.	243,775								243,775	
	73-1039529	Waste Management Holdings, Inc.	487,550								487,550	
9999999	- Control Totals		-	-	-	-	-	-	.XXX	-	-	-

SCHEDULE Y

PART 3 - ULTIMATE CONTROLLING PARTY AND LISTING OF OTHER U.S. INSURANCE GROUPS OR ENTITIES UNDER THAT ULTIMATE CONTROLLING PARTY'S CONTROL

1 Insurers in Holding Company	2 Owners with Greater than 10% Ownership	3 Ownership Percentage Column 2 of Column 1	4 Granted Disclaimer of Control / Affiliation of Column 2 Over Column 1 (Yes/No)	5 Ultimate Controlling Party	6 U.S. Insurance Groups or Entities Controlled by Column 5	7 Ownership Percentage (Column 5 of Column 6)	8 Granted Disclaimer of Control / Affiliation of Column 5 Over Column 6 (Yes/No)
Evergreen National Indemnity Company	Pro-Alliance Corporation	30.350 %	NO	William E. Haslam	WT Holdings Group	19.600 %	NO
		%		Susan B. Haslam	WT Holdings Group	13.800 %	NO
Gramercy Indemnity Company	Gramercy Risk Holdings, LLC	100.000 %	NO	William E. Haslam	WT Holdings Group	19.600 %	NO
		%		Susan B. Haslam	WT Holdings Group	13.800 %	NO
		%		Matthew Fishlinger	Gramercy Indemnity Company	19.840 %	NO
		%		Alexandra Calame	Gramercy Indemnity Company	19.840 %	NO
		%		Core Specialty Insurance Holdings, Inc.	Gramercy Indemnity Company	20.630 %	NO
Richmond National Insurance Company	Richmond National Group, Inc.	100.000 %	NO	William E. Haslam	WT Holdings Group	19.600 %	NO
		%		William E. Haslam	HF Direct Investments Pool, LLC	28.700 %	NO
		%		Susan B. Haslam	WT Holdings Group	13.800 %	NO
		%		Robert H. Sheridan III	Richmond National Insurance Company	22.400 %	NO
Stillwater Insurance Company	Duval Holdings, Inc.	100.000 %	NO	William E. Haslam	WT Holdings Group	19.600 %	NO
		%		Susan B. Haslam	WT Holdings Group	13.800 %	NO
Stillwater Property & Casualty Insurance Company	Stillwater Insurance Company	100.000 %	NO	William E. Haslam	WT Holdings Group	19.600 %	NO
		%		Susan B. Haslam	WT Holdings Group	13.800 %	NO

SUPPLEMENTAL EXHIBITS AND SCHEDULES INTERROGATORIES

REQUIRED FILINGS

The following supplemental reports are required to be filed as part of your statement filing unless specifically waived by the domiciliary state. However, in the event that your domiciliary state waives the filing requirement, your response of WAIVED to the specific interrogatory will be accepted in lieu of filing a "NONE" report and a bar code will be printed below. If the supplement is required of your company but is not being filed for whatever reason, enter SEE EXPLANATION and provide an explanation following the interrogatory questions.


























	Response
March Filing	
1. Will an Actuarial Opinion be filed by March 1?.....	YES.....
2. Will the Supplemental Compensation Exhibit be filed with the state of domicile by March 1?.....	YES.....
3. Will the confidential Risk-based Capital Report be filed with the NAIC by March 1?.....	YES.....
4. Will the confidential Risk-based Capital Report be filed with the state of domicile, if required, by March 1?.....	YES.....
April Filing	
5. Will the Insurance Expense Exhibit be filed with the state of domicile and the NAIC by April 1?.....	YES.....
6. Will Management's Discussion and Analysis be filed by April 1?.....	YES.....
7. Will the Supplemental Investment Risks Interrogatories be filed by April 1?.....	YES.....
May Filing	
8. Will this company be included in a combined annual statement that is filed with the NAIC by May 1?.....	NO.....
June Filing	
9. Will an Audited Financial Report be filed by June 1?.....	YES.....
10. Will Accountants Letter of Qualifications be filed with the state of domicile and electronically with the NAIC by June 1?.....	YES.....

SUPPLEMENTAL FILINGS

The following supplemental reports are required to be filed as part of your statement filing if your company is engaged in the type of business covered by the supplement. However, in the event that your company does not transact the type of business for which the special report must be filed, your response of NO to the specific interrogatory will be accepted in lieu of filing a "NONE" report and a bar code will be printed below. If the supplement is required of your company but is not being filed for whatever reason, enter SEE EXPLANATION and provide an explanation following the interrogatory questions.

	Response
March Filing	
11. Will Schedule SIS (Stockholder Information Supplement) be filed with the state of domicile by March 1?.....	NO.....
12. Will the Financial Guaranty Insurance Exhibit be filed by March 1?.....	NO.....
13. Will the Medicare Supplement Insurance Experience Exhibit be filed with the state of domicile and the NAIC by March 1?.....	NO.....
14. Will Supplement A to Schedule T (Medical Professional Liability Supplement) be filed by March 1?.....	NO.....
15. Will the Trusteed Surplus Statement be filed with the state of domicile and the NAIC by March 1?.....	NO.....
16. Will the Premiums Attributed to Protected Cells Exhibit be filed by March 1?.....	NO.....
17. Will the Reinsurance Summary Supplemental Filing for General Interrogatory 9 be filed with the state of domicile and the NAIC by March 1?.....	NO.....
18. Will the Medicare Part D Coverage Supplement be filed with the state of domicile and the NAIC by March 1?.....	NO.....
19. Will the confidential Actuarial Opinion Summary be filed with the state of domicile, if required, by March 15 (or the date otherwise specified)?.....	YES.....
20. Will the Reinsurance Attestation Supplement be filed with the state of domicile and the NAIC by March 1?.....	YES.....
21. Will the Exceptions to the Reinsurance Attestation Supplement be filed with the state of domicile by March 1?.....	NO.....
22. Will the Bail Bond Supplement be filed with the state of domicile and the NAIC by March 1?.....	YES.....
23. Will the Director and Officer Insurance Coverage Supplement be filed with the state of domicile and the NAIC by March 1?.....	NO.....
24. Will an approval from the reporting entity's state of domicile for relief related to the five-year rotation requirement for lead audit partner be filed electronically with the NAIC by March 1?.....	NO.....
25. Will an approval from the reporting entity's state of domicile for relief related to the one-year cooling off period for independent CPA be filed electronically with the NAIC by March 1?.....	NO.....
26. Will an approval from the reporting entity's state of domicile for relief related to the Requirements for Audit Committees be filed electronically with the NAIC by March 1?.....	NO.....
27. Will the Supplemental Schedule for Reinsurance Counterparty Reporting Exception – Asbestos and Pollution contracts be filed with the state of domicile and the NAIC by March 1?.....	NO.....
28. Will the Exhibit of Other Liabilities by Lines of Business be filed with the state of domicile and the NAIC by March 1?.....	NO.....
29. Will the Market Conduct Annual Statement (MCAS) Premium Exhibit for Year be filed with appropriate jurisdictions and with the NAIC by March 1?.....	NO.....
April Filing	
30. Will the Credit Insurance Experience Exhibit be filed with the state of domicile and the NAIC by April 1?.....	NO.....
31. Will the Long-term Care Experience Reporting Forms be filed with the state of domicile and the NAIC by April 1?.....	NO.....
32. Will the Accident and Health Policy Experience Exhibit be filed by April 1?.....	NO.....
33. Will the Supplemental Health Care Exhibit (Parts 1 and 2) be filed with the state of domicile and the NAIC by April 1?.....	NO.....
34. Will the Cybersecurity Insurance Coverage Supplement be filed with the state of domicile and the NAIC by April 1?.....	NO.....
35. Will the Life, Health & Annuity Guaranty Association Assessable Premium Exhibit – Parts 1 and 2 be filed with the state of domicile and the NAIC by April 1?.....	NO.....
36. Will the Private Flood Insurance Supplement be filed with the state of domicile and the NAIC by April 1?.....	NO.....
37. Will the Mortgage Guaranty Insurance Exhibit be filed with the state of domicile and the NAIC by April 1?.....	NO.....
August Filing	
38. Will Management's Report of Internal Control Over Financial Reporting be filed with the state of domicile by August 1?.....	YES.....

SUPPLEMENTAL EXHIBITS AND SCHEDULES INTERROGATORIES

Explanation	Barcode
1.	
2.	
3.	
4.	
5.	
6.	
7.	
8.	 1 2 7 5 0 2 0 2 5 2 0 1 0 0 0 0 0
9.	
10.	
11.	No, the Company has less than 100 stockholders.  1 2 7 5 0 2 0 2 5 4 2 0 0 0 0 0 0
12.	 1 2 7 5 0 2 0 2 5 2 4 0 0 0 0 0 0
13.	 1 2 7 5 0 2 0 2 5 3 6 0 0 0 0 0 0
14.	The data for this supplement is not required to be filed.  1 2 7 5 0 2 0 2 5 4 5 5 0 0 0 0 0
15.	No, the Company is a U.S. entity.  1 2 7 5 0 2 0 2 5 4 9 0 0 0 0 0 0
16.	No, the Company does not have any "Premiums Attributed to Protected Cells".  1 2 7 5 0 2 0 2 5 3 8 5 0 0 0 0 0
17.	No, all answers to General Interrogatory #9 are "NO".  1 2 7 5 0 2 0 2 5 4 0 1 0 0 0 0 0
18.	The data for this supplement is not required to be filed.  1 2 7 5 0 2 0 2 5 3 6 5 0 0 0 0 0
19.	
20.	
21.	No, there are no exceptions to the supplement.  1 2 7 5 0 2 0 2 5 4 0 0 0 0 0 0 0
22.	
23.	 1 2 7 5 0 2 0 2 5 5 0 5 0 0 0 0 0
24.	 1 2 7 5 0 2 0 2 5 2 2 4 0 0 0 0 0
25.	 1 2 7 5 0 2 0 2 5 2 2 5 0 0 0 0 0
26.	 1 2 7 5 0 2 0 2 5 2 2 6 0 0 0 0 0
27.	 1 2 7 5 0 2 0 2 5 5 5 5 0 0 0 0 0
28.	 1 2 7 5 0 2 0 2 5 5 7 0 0 0 0 0 0
29.	 1 2 7 5 0 2 0 2 5 6 0 0 0 0 0 0 0
30.	 1 2 7 5 0 2 0 2 5 2 3 0 0 0 0 0 0
31.	 1 2 7 5 0 2 0 2 5 3 0 6 0 0 0 0 0
32.	 1 2 7 5 0 2 0 2 5 2 1 0 0 0 0 0 0
33.	 1 2 7 5 0 2 0 2 5 2 1 6 0 0 0 0 0
34.	This line of business is not written by the Company.  1 2 7 5 0 2 0 2 5 5 5 0 0 0 0 0 0
35.	This line of business is not written by the Company.  1 2 7 5 0 2 0 2 5 2 9 0 0 0 0 0 0
36.	This line of business is not written by the Company.  1 2 7 5 0 2 0 2 5 5 6 0 0 0 0 0 0
37.	This line of business is not written by the Company.  1 2 7 5 0 2 0 2 5 5 6 5 0 0 0 0 0
38.	

OVERFLOW PAGE FOR WRITE-INS

OVERFLOW PAGE FOR WRITE-INS



BAIL BOND SUPPLEMENT

For The Year Ended December 31, 2025

(To Be Filed by March 1)

NAIC Group Code: 4869

Company Name: Evergreen National Indemnity Company

NAIC Company Code: 12750

If the reporting entity writes any bail bond business, please provide the following:

1. Is the bail bond premium reported on a gross basis?..... NO
2. If the answer to #1 was no, was a permitted practice granted to the reporting entity?..... NO
3. If the answer to #2 was no, please explain
Pursuant to Ohio Revised Code Section 3905.901, the direct written premiums for bail bonds written by an insurer shall be determined as the gross bail bond premiums less any amounts retained by surety bail bond agents.
4. What bond life is used to calculate unearned premium in days?..... 360
5. Are any amounts charged to the consumer excluded from gross premiums?..... NO
6. If the answer to #5 was Yes, please explain
7. Do the agents have ongoing performance obligations on the bond after execution?..... YES
8. If the answer to #7 is Yes, please describe the nature of the agents' continuing obligations

The bail agent's ongoing obligation is to monitor the defendant's whereabouts and make sure the defendant is in Court at the designated time(s) so as to avoid forfeiture of the bond.

Supp500

	Current Year	% of GPW	Prior Year	% of GPW
9. Face amount of bail bonds written.....	\$		\$	
10. Direct premiums written (gross).....	\$		\$	
11. Commissions and brokerage expenses.....	\$	%	\$	%
12. Premium written net of agent commissions and brokerage expenses (Line 10 minus Line 11 should equal Line 12).....	\$	%	\$	%

NONE

	Current Year	% of GPE	% of NPE	Prior Year	% of GPE	% of NPE
13. Direct premiums earned (gross).....	\$		\$			
14. Premium earned net of agent commissions and brokerage expenses.....	\$		\$			
15. Direct unearned premium reserves.....	\$	%	\$	%	%	%
16. Direct losses paid (deducting salvage).....	\$	%	\$	%	%	%
17. Direct losses incurred.....	\$	%	\$	%	%	%
18. Direct losses unpaid.....	\$	%	\$	%	%	%
19. Direct defense and cost containment expense paid.....	\$	%	\$	%	%	%
20. Direct defense and cost containment expense incurred.....	\$	%	\$	%	%	%
21. Direct defense and cost containment expense unpaid.....	\$	%	\$	%	%	%
22. Taxes, licenses and fees.....	\$	%	\$	%	%	%

NONE

Build-up Fund Information:

	Current Year	Prior Year
23. Build-up fund account balances as of beginning of period.....	\$ -	\$ 39,396
24. Gross deposits to BUF accounts (including interest earned).....	\$	\$
25. Gross withdrawals from build-up fund accounts.....	\$	\$ 39,396
26. Build-up fund account balances as of end of period (Line 23 plus Line 24 minus Line 25).....	\$ -	\$ -