



ANNUAL STATEMENT
FOR THE YEAR ENDED DECEMBER 31, 2025
OF THE CONDITION AND AFFAIRS OF THE
AMERICAN MUTUAL SHARE INSURANCE CORPORATION

NAIC Group Code 0359, 0359 NAIC Company Code 12700 Employer's ID Number 23-7376679

Organized under the Laws of OH State of Domicile or Port of Entry OH
Country of Domicile US
Incorporated/Organized 05/07/1974 Commenced Business 06/07/1974
Statutory Home Office 5656 FRANTZ RD DUBLIN, OH, US 43017
Main Administrative Office 5656 FRANTZ RD DUBLIN, OH, US 43017 614-764-1900 (Telephone)
Mail Address 5656 FRANTZ RD DUBLIN, OH, US 43017
Primary Location of Books and Records 5656 FRANTZ RD DUBLIN, OH, US 43017 614-764-1900 (Telephone)
Internet Website Address WWW.AMERICANSHARE.COM
Statutory Statement Contact SHAWN RENE KESSINGER 614-973-7702 (Telephone)
AE-COMPLIANCE@AMERICANSHARE.COM (E-Mail) (Fax)

OFFICERS

THERESA MARIE MASON, PRESIDENT JEFFREY PAUL SIEFKER, SECRETARY
JEFFREY PAUL SIEFKER, TREASURER
OTHER
JEFFREY PAUL SIEFKER, VICE PRESIDENT JENNIFER AMY KELLY#, VICE PRESIDENT
KURT GORDON KLUTH, VICE PRESIDENT KURT RYAN LOOSE, VICE PRESIDENT
DAVID WILLIAM KETTLEHAKE, VICE PRESIDENT

DIRECTORS OR TRUSTEES

BRADLEY DALE SWARTZENTRUBER ROSEMARIE BARTOLOMUCCI
JOSEPH MICHAEL TROSCLAIR DUSTIN ANDREW CUTTRISS
CHRISTINE KAETE HALEY JAMES CRIDER MILES
SCOTT ALAN ARKILLS

State of Ohio
County of Franklin SS

The officers of this reporting entity being duly sworn, each depose and say that they are the described officers of said reporting entity, and that on the reporting period stated above, all of the herein described assets were the absolute property of the said reporting entity, free and clear from any liens or claims thereon, except as herein stated, and that this statement, together with related exhibits, schedules and explanations therein contained, annexed or referred to, is a full and true statement of all the assets and liabilities and of the condition and affairs of the said reporting entity as of the reporting period stated above, and of its income and deductions therefrom for the period ended, and have been completed in accordance with the NAIC Annual Statement Instructions and Accounting Practices and Procedures manual except to the extent that: (1) state law may differ; or, (2) that state rules or regulations require differences in reporting not related to accounting practices and procedures, according to the best of their information, knowledge and belief, respectively. Furthermore, the scope of this attestation by the described officers also includes the related corresponding electronic filing with the NAIC, when required, that is an exact copy (except for formatting differences due to electronic filing) of the enclosed statement. The electronic filing may be requested by various regulators in lieu of or in addition to the enclosed statement.

Handwritten signatures of Theresa Marie Mason, Jeffrey Paul Siefker, and Jeffrey Paul Siefker with printed names and titles below.

Subscribed and sworn to before me
this 5th day of February, 2026

- a. Is this an original filing? Yes
b. If no:
1. State the amendment number:
2. Date filed:
3. Number of pages attached:

Handwritten signature of Lisa S. Youkers



LISA S. YOUKERS
NOTARY PUBLIC • STATE OF OHIO
Comm. No. 2017-RE-649120
My Commission Expires Apr. 25, 2027



**EXHIBIT OF PREMIUMS AND LOSSES
BUSINESS IN THE STATE OF ALABAMA DURING THE YEAR 2025**

NAIC Group Code: 0359

NAIC Company Code: 12700

Line of Business	Gross Premiums, Including Policy and Membership Fees, Less Return Premiums and Premiums on Policies not Taken		3 Dividends Paid or Credited to Policyholders on Direct Business	4 Direct Unearned Premium Reserves	5 Direct Losses Paid (deducting salvage)	6 Direct Losses Incurred	7 Direct Losses Unpaid	8 Direct Defense and Cost Containment Expense Paid	9 Direct Defense and Cost Containment Expense Incurred	10 Direct Defense and Cost Containment Expense Unpaid	11 Commissions and Brokerage Expenses	12 Taxes, Licenses and Fees
	1 Direct Premiums Written	2 Direct Premiums Earned										
1. Fire												
2.1 Allied lines												
2.2 Multiple peril crop												
2.3 Federal flood												
2.4 Private crop												
2.5 Private flood												
3. Farmowners multiple peril												
4. Homeowners multiple peril												
5.1 Commercial multiple peril (non-liability portion)												
5.2 Commercial multiple peril (liability portion)												
6. Mortgage guaranty												
8. Ocean marine												
9.1 Inland marine												
9.2 Pet insurance plans												
10. Financial guaranty												
11.1 Medical professional liability – occurrence												
11.2 Medical professional liability – claims-made												
12. Earthquake												
13.1 Comprehensive (hospital and medical) ind (b)												
13.2 Comprehensive (hospital and medical) group (b)												
14. Credit A&H (group and individual)												
15.1 Vision only (b)												
15.2 Dental only (b)												
15.3 Disability income (b)												
15.4 Medicare supplement (b)												
15.5 Medicaid Title XIX (b)												
15.6 Medicare Title XVIII (b)												
15.7 Long-term care (b)												
15.8 Federal employees health benefits plan (b)												
15.9 Other health (b)												
16. Workers' compensation												
17.1 Other liability—occurrence												
17.2 Other liability—claims-made												
17.3 Excess workers' compensation												
18.1 Products liability – occurrence												
18.2 Products liability – claims-made												
19.1 Private passenger auto no-fault (personal injury protection)												
19.2 Other private passenger auto liability												
19.3 Commercial auto no-fault (personal injury protection)												
19.4 Other commercial auto liability												
21.1 Private passenger auto physical damage												
21.2 Commercial auto physical damage												
22. Aircraft (all perils)												
23. Fidelity												
24. Surety												
26. Burglary and theft												
27. Boiler and machinery												
28. Credit												
29. International												
30. Warranty												
31. Reins nonproportional assumed property	XXX	XXX	XXX	XXX	XXX	XXX	XXX	XXX	XXX	XXX	XXX	XXX
32. Reins nonproportional assumed liability	XXX	XXX	XXX	XXX	XXX	XXX	XXX	XXX	XXX	XXX	XXX	XXX
33. Reins nonproportional assumed financial lines	XXX	XXX	XXX	XXX	XXX	XXX	XXX	XXX	XXX	XXX	XXX	XXX
34. Aggregate write-ins for other lines of business												5,000
35. TOTAL (a)												5,000
Details of Write-Ins												
3401. GUARANTY OF SHARE DEPOSITS IN CREDIT UNIONS												5,000
3402.												
3403.												
3498. Summary of remaining write-ins for Line 34 from overflow page												
3499. Totals (Lines 3401 through 3403 plus 3498) (Line 34 above)												5,000

19 AL

(a) Finance and service charges not included in Lines 1 to 35 \$

(b) For health business on indicated lines report: Number of persons insured under PPO managed care products and number of persons insured under indemnity only products .



**EXHIBIT OF PREMIUMS AND LOSSES
BUSINESS IN THE STATE OF ARIZONA DURING THE YEAR 2025**

NAIC Group Code: 0359

NAIC Company Code: 12700

Line of Business	Gross Premiums, Including Policy and Membership Fees, Less Return Premiums and Premiums on Policies not Taken		3 Dividends Paid or Credited to Policyholders on Direct Business	4 Direct Unearned Premium Reserves	5 Direct Losses Paid (deducting salvage)	6 Direct Losses Incurred	7 Direct Losses Unpaid	8 Direct Defense and Cost Containment Expense Paid	9 Direct Defense and Cost Containment Expense Incurred	10 Direct Defense and Cost Containment Expense Unpaid	11 Commissions and Brokerage Expenses	12 Taxes, Licenses and Fees
	1 Direct Premiums Written	2 Direct Premiums Earned										
1. Fire												
2.1 Allied lines												
2.2 Multiple peril crop												
2.3 Federal flood												
2.4 Private crop												
2.5 Private flood												
3. Farmowners multiple peril												
4. Homeowners multiple peril												
5.1 Commercial multiple peril (non-liability portion)												
5.2 Commercial multiple peril (liability portion)												
6. Mortgage guaranty												
8. Ocean marine												
9.1 Inland marine												
9.2 Pet insurance plans												
10. Financial guaranty												
11.1 Medical professional liability – occurrence												
11.2 Medical professional liability – claims-made												
12. Earthquake												
13.1 Comprehensive (hospital and medical) ind (b)												
13.2 Comprehensive (hospital and medical) group (b)												
14. Credit A&H (group and individual)												
15.1 Vision only (b)												
15.2 Dental only (b)												
15.3 Disability income (b)												
15.4 Medicare supplement (b)												
15.5 Medicaid Title XIX (b)												
15.6 Medicare Title XVIII (b)												
15.7 Long-term care (b)												
15.8 Federal employees health benefits plan (b)												
15.9 Other health (b)												
16. Workers' compensation												
17.1 Other liability—occurrence												
17.2 Other liability—claims-made												
17.3 Excess workers' compensation												
18.1 Products liability – occurrence												
18.2 Products liability – claims-made												
19.1 Private passenger auto no-fault (personal injury protection)												
19.2 Other private passenger auto liability												
19.3 Commercial auto no-fault (personal injury protection)												
19.4 Other commercial auto liability												
21.1 Private passenger auto physical damage												
21.2 Commercial auto physical damage												
22. Aircraft (all perils)												
23. Fidelity												
24. Surety												
26. Burglary and theft												
27. Boiler and machinery												
28. Credit												
29. International												
30. Warranty												
31. Reins nonproportional assumed property	XXX	XXX	XXX	XXX	XXX	XXX	XXX	XXX	XXX	XXX	XXX	XXX
32. Reins nonproportional assumed liability	XXX	XXX	XXX	XXX	XXX	XXX	XXX	XXX	XXX	XXX	XXX	XXX
33. Reins nonproportional assumed financial lines	XXX	XXX	XXX	XXX	XXX	XXX	XXX	XXX	XXX	XXX	XXX	XXX
34. Aggregate write-ins for other lines of business												10
35. TOTAL (a)												10
Details of Write-Ins												
3401. GUARANTY OF SHARE DEPOSITS IN CREDIT UNIONS												10
3402.												
3403.												
3498. Summary of remaining write-ins for Line 34 from overflow page												
3499. Totals (Lines 3401 through 3403 plus 3498) (Line 34 above)												10

19 AZ

(a) Finance and service charges not included in Lines 1 to 35 \$

(b) For health business on indicated lines report: Number of persons insured under PPO managed care products and number of persons insured under indemnity only products .



**EXHIBIT OF PREMIUMS AND LOSSES
BUSINESS IN THE STATE OF ARKANSAS DURING THE YEAR 2025**

NAIC Group Code: 0359

NAIC Company Code: 12700

Line of Business	Gross Premiums, Including Policy and Membership Fees, Less Return Premiums and Premiums on Policies not Taken		3	4	5	6	7	8	9	10	11	12
	1 Direct Premiums Written	2 Direct Premiums Earned	Dividends Paid or Credited to Policyholders on Direct Business	Direct Unearned Premium Reserves	Direct Losses Paid (deducting salvage)	Direct Losses Incurred	Direct Losses Unpaid	Direct Defense and Cost Containment Expense Paid	Direct Defense and Cost Containment Expense Incurred	Direct Defense and Cost Containment Expense Unpaid	Commissions and Brokerage Expenses	Taxes, Licenses and Fees
1. Fire												
2.1 Allied lines												
2.2 Multiple peril crop												
2.3 Federal flood												
2.4 Private crop												
2.5 Private flood												
3. Farmowners multiple peril												
4. Homeowners multiple peril												
5.1 Commercial multiple peril (non-liability portion)												
5.2 Commercial multiple peril (liability portion)												
6. Mortgage guaranty												
8. Ocean marine												
9.1 Inland marine												
9.2 Pet insurance plans												
10. Financial guaranty												
11.1 Medical professional liability – occurrence												
11.2 Medical professional liability – claims-made												
12. Earthquake												
13.1 Comprehensive (hospital and medical) ind (b)												
13.2 Comprehensive (hospital and medical) group (b)												
14. Credit A&H (group and individual)												
15.1 Vision only (b)												
15.2 Dental only (b)												
15.3 Disability income (b)												
15.4 Medicare supplement (b)												
15.5 Medicaid Title XIX (b)												
15.6 Medicare Title XVIII (b)												
15.7 Long-term care (b)												
15.8 Federal employees health benefits plan (b)												
15.9 Other health (b)												
16. Workers' compensation												
17.1 Other liability—occurrence												
17.2 Other liability—claims-made												
17.3 Excess workers' compensation												
18.1 Products liability – occurrence												
18.2 Products liability – claims-made												
19.1 Private passenger auto no-fault (personal injury protection)												
19.2 Other private passenger auto liability												
19.3 Commercial auto no-fault (personal injury protection)												
19.4 Other commercial auto liability												
21.1 Private passenger auto physical damage												
21.2 Commercial auto physical damage												
22. Aircraft (all perils)												
23. Fidelity												
24. Surety												
26. Burglary and theft												
27. Boiler and machinery												
28. Credit												
29. International												
30. Warranty												
31. Reins nonproportional assumed property	XXX	XXX	XXX	XXX	XXX	XXX	XXX	XXX	XXX	XXX	XXX	XXX
32. Reins nonproportional assumed liability	XXX	XXX	XXX	XXX	XXX	XXX	XXX	XXX	XXX	XXX	XXX	XXX
33. Reins nonproportional assumed financial lines	XXX	XXX	XXX	XXX	XXX	XXX	XXX	XXX	XXX	XXX	XXX	XXX
34. Aggregate write-ins for other lines of business												
35. TOTAL (a)												
Details of Write-Ins												
3401. GUARANTY OF SHARE DEPOSITS IN CREDIT UNIONS												
3402.												
3403.												
3498. Summary of remaining write-ins for Line 34 from overflow page												
3499. Totals (Lines 3401 through 3403 plus 3498) (Line 34 above)												

NONE

19 AR

(a) Finance and service charges not included in Lines 1 to 35 \$

(b) For health business on indicated lines report: Number of persons insured under PPO managed care products and number of persons insured under indemnity only products .



**EXHIBIT OF PREMIUMS AND LOSSES
BUSINESS IN THE STATE OF CALIFORNIA DURING THE YEAR 2025**

NAIC Group Code: 0359

NAIC Company Code: 12700

Line of Business	Gross Premiums, Including Policy and Membership Fees, Less Return Premiums and Premiums on Policies not Taken		3	4	5	6	7	8	9	10	11	12
	1 Direct Premiums Written	2 Direct Premiums Earned	Dividends Paid or Credited to Policyholders on Direct Business	Direct Unearned Premium Reserves	Direct Losses Paid (deducting salvage)	Direct Losses Incurred	Direct Losses Unpaid	Direct Defense and Cost Containment Expense Paid	Direct Defense and Cost Containment Expense Incurred	Direct Defense and Cost Containment Expense Unpaid	Commissions and Brokerage Expenses	Taxes, Licenses and Fees
1. Fire												
2.1 Allied lines												
2.2 Multiple peril crop												
2.3 Federal flood												
2.4 Private crop												
2.5 Private flood												
3. Farmowners multiple peril												
4. Homeowners multiple peril												
5.1 Commercial multiple peril (non-liability portion)												
5.2 Commercial multiple peril (liability portion)												
6. Mortgage guaranty												
8. Ocean marine												
9.1 Inland marine												
9.2 Pet insurance plans												
10. Financial guaranty												
11.1 Medical professional liability – occurrence												
11.2 Medical professional liability – claims-made												
12. Earthquake												
13.1 Comprehensive (hospital and medical) ind (b)												
13.2 Comprehensive (hospital and medical) group (b)												
14. Credit A&H (group and individual)												
15.1 Vision only (b)												
15.2 Dental only (b)												
15.3 Disability income (b)												
15.4 Medicare supplement (b)												
15.5 Medicaid Title XIX (b)												
15.6 Medicare Title XVIII (b)												
15.7 Long-term care (b)												
15.8 Federal employees health benefits plan (b)												
15.9 Other health (b)												
16. Workers' compensation												
17.1 Other liability—occurrence												
17.2 Other liability—claims-made												
17.3 Excess workers' compensation												
18.1 Products liability – occurrence												
18.2 Products liability – claims-made												
19.1 Private passenger auto no-fault (personal injury protection)												
19.2 Other private passenger auto liability												
19.3 Commercial auto no-fault (personal injury protection)												
19.4 Other commercial auto liability												
21.1 Private passenger auto physical damage												
21.2 Commercial auto physical damage												
22. Aircraft (all perils)												
23. Fidelity												
24. Surety												
26. Burglary and theft												
27. Boiler and machinery												
28. Credit												
29. International												
30. Warranty												
31. Reins nonproportional assumed property	XXX	XXX	XXX	XXX	XXX	XXX	XXX	XXX	XXX	XXX	XXX	XXX
32. Reins nonproportional assumed liability	XXX	XXX	XXX	XXX	XXX	XXX	XXX	XXX	XXX	XXX	XXX	XXX
33. Reins nonproportional assumed financial lines	XXX	XXX	XXX	XXX	XXX	XXX	XXX	XXX	XXX	XXX	XXX	XXX
34. Aggregate write-ins for other lines of business	533,156	533,156										176
35. TOTAL (a)	533,156	533,156										176
Details of Write-Ins												
3401. GUARANTY OF SHARE DEPOSITS IN CREDIT UNIONS	533,156	533,156										176
3402.												
3403.												
3498. Summary of remaining write-ins for Line 34 from overflow page												
3499. Totals (Lines 3401 through 3403 plus 3498) (Line 34 above)	533,156	533,156										176

19 CA

(a) Finance and service charges not included in Lines 1 to 35 \$

(b) For health business on indicated lines report: Number of persons insured under PPO managed care products and number of persons insured under indemnity only products .



**EXHIBIT OF PREMIUMS AND LOSSES
BUSINESS IN THE STATE OF DELAWARE DURING THE YEAR 2025**

NAIC Group Code: 0359

NAIC Company Code: 12700

Line of Business	Gross Premiums, Including Policy and Membership Fees, Less Return Premiums and Premiums on Policies not Taken		3	4	5	6	7	8	9	10	11	12
	1 Direct Premiums Written	2 Direct Premiums Earned	Dividends Paid or Credited to Policyholders on Direct Business	Direct Unearned Premium Reserves	Direct Losses Paid (deducting salvage)	Direct Losses Incurred	Direct Losses Unpaid	Direct Defense and Cost Containment Expense Paid	Direct Defense and Cost Containment Expense Incurred	Direct Defense and Cost Containment Expense Unpaid	Commissions and Brokerage Expenses	Taxes, Licenses and Fees
1. Fire												
2.1 Allied lines												
2.2 Multiple peril crop												
2.3 Federal flood												
2.4 Private crop												
2.5 Private flood												
3. Farmowners multiple peril												
4. Homeowners multiple peril												
5.1 Commercial multiple peril (non-liability portion)												
5.2 Commercial multiple peril (liability portion)												
6. Mortgage guaranty												
8. Ocean marine												
9.1 Inland marine												
9.2 Pet insurance plans												
10. Financial guaranty												
11.1 Medical professional liability – occurrence												
11.2 Medical professional liability – claims-made												
12. Earthquake												
13.1 Comprehensive (hospital and medical) ind (b)												
13.2 Comprehensive (hospital and medical) group (b)												
14. Credit A&H (group and individual)												
15.1 Vision only (b)												
15.2 Dental only (b)												
15.3 Disability income (b)												
15.4 Medicare supplement (b)												
15.5 Medicaid Title XIX (b)												
15.6 Medicare Title XVIII (b)												
15.7 Long-term care (b)												
15.8 Federal employees health benefits plan (b)												
15.9 Other health (b)												
16. Workers' compensation												
17.1 Other liability—occurrence												
17.2 Other liability—claims-made												
17.3 Excess workers' compensation												
18.1 Products liability – occurrence												
18.2 Products liability – claims-made												
19.1 Private passenger auto no-fault (personal injury protection)												
19.2 Other private passenger auto liability												
19.3 Commercial auto no-fault (personal injury protection)												
19.4 Other commercial auto liability												
21.1 Private passenger auto physical damage												
21.2 Commercial auto physical damage												
22. Aircraft (all perils)												
23. Fidelity												
24. Surety												
26. Burglary and theft												
27. Boiler and machinery												
28. Credit												
29. International												
30. Warranty												
31. Reins nonproportional assumed property	XXX	XXX	XXX	XXX	XXX	XXX	XXX	XXX	XXX	XXX	XXX	XXX
32. Reins nonproportional assumed liability	XXX	XXX	XXX	XXX	XXX	XXX	XXX	XXX	XXX	XXX	XXX	XXX
33. Reins nonproportional assumed financial lines	XXX	XXX	XXX	XXX	XXX	XXX	XXX	XXX	XXX	XXX	XXX	XXX
34. Aggregate write-ins for other lines of business												
35. TOTAL (a)												
Details of Write-Ins												
3401. GUARANTY OF SHARE DEPOSITS IN CREDIT UNIONS												
3402.												
3403.												
3498. Summary of remaining write-ins for Line 34 from overflow page												
3499. Totals (Lines 3401 through 3403 plus 3498) (Line 34 above)												

NONE

19 DE

(a) Finance and service charges not included in Lines 1 to 35 \$

(b) For health business on indicated lines report: Number of persons insured under PPO managed care products and number of persons insured under indemnity only products .



**EXHIBIT OF PREMIUMS AND LOSSES
BUSINESS IN THE STATE OF GEORGIA DURING THE YEAR 2025**

NAIC Group Code: 0359

NAIC Company Code: 12700

Line of Business	Gross Premiums, Including Policy and Membership Fees, Less Return Premiums and Premiums on Policies not Taken		3 Dividends Paid or Credited to Policyholders on Direct Business	4 Direct Unearned Premium Reserves	5 Direct Losses Paid (deducting salvage)	6 Direct Losses Incurred	7 Direct Losses Unpaid	8 Direct Defense and Cost Containment Expense Paid	9 Direct Defense and Cost Containment Expense Incurred	10 Direct Defense and Cost Containment Expense Unpaid	11 Commissions and Brokerage Expenses	12 Taxes, Licenses and Fees
	1 Direct Premiums Written	2 Direct Premiums Earned										
1. Fire												
2.1 Allied lines												
2.2 Multiple peril crop												
2.3 Federal flood												
2.4 Private crop												
2.5 Private flood												
3. Farmowners multiple peril												
4. Homeowners multiple peril												
5.1 Commercial multiple peril (non-liability portion)												
5.2 Commercial multiple peril (liability portion)												
6. Mortgage guaranty												
8. Ocean marine												
9.1 Inland marine												
9.2 Pet insurance plans												
10. Financial guaranty												
11.1 Medical professional liability – occurrence												
11.2 Medical professional liability – claims-made												
12. Earthquake												
13.1 Comprehensive (hospital and medical) ind (b)												
13.2 Comprehensive (hospital and medical) group (b)												
14. Credit A&H (group and individual)												
15.1 Vision only (b)												
15.2 Dental only (b)												
15.3 Disability income (b)												
15.4 Medicare supplement (b)												
15.5 Medicaid Title XIX (b)												
15.6 Medicare Title XVIII (b)												
15.7 Long-term care (b)												
15.8 Federal employees health benefits plan (b)												
15.9 Other health (b)												
16. Workers' compensation												
17.1 Other liability—occurrence												
17.2 Other liability—claims-made												
17.3 Excess workers' compensation												
18.1 Products liability – occurrence												
18.2 Products liability – claims-made												
19.1 Private passenger auto no-fault (personal injury protection)												
19.2 Other private passenger auto liability												
19.3 Commercial auto no-fault (personal injury protection)												
19.4 Other commercial auto liability												
21.1 Private passenger auto physical damage												
21.2 Commercial auto physical damage												
22. Aircraft (all perils)												
23. Fidelity												
24. Surety												
26. Burglary and theft												
27. Boiler and machinery												
28. Credit												
29. International												
30. Warranty												
31. Reins nonproportional assumed property	XXX	XXX	XXX	XXX	XXX	XXX	XXX	XXX	XXX	XXX	XXX	XXX
32. Reins nonproportional assumed liability	XXX	XXX	XXX	XXX	XXX	XXX	XXX	XXX	XXX	XXX	XXX	XXX
33. Reins nonproportional assumed financial lines	XXX	XXX	XXX	XXX	XXX	XXX	XXX	XXX	XXX	XXX	XXX	XXX
34. Aggregate write-ins for other lines of business												120
35. TOTAL (a)												120
Details of Write-Ins												
3401. GUARANTY OF SHARE DEPOSITS IN CREDIT UNIONS												120
3402.												
3403.												
3498. Summary of remaining write-ins for Line 34 from overflow page												
3499. Totals (Lines 3401 through 3403 plus 3498) (Line 34 above)												120

19 GA

(a) Finance and service charges not included in Lines 1 to 35 \$

(b) For health business on indicated lines report: Number of persons insured under PPO managed care products and number of persons insured under indemnity only products .



**EXHIBIT OF PREMIUMS AND LOSSES
BUSINESS IN THE STATE OF IDAHO DURING THE YEAR 2025**

NAIC Group Code: 0359

NAIC Company Code: 12700

Line of Business	Gross Premiums, Including Policy and Membership Fees, Less Return Premiums and Premiums on Policies not Taken		3 Dividends Paid or Credited to Policyholders on Direct Business	4 Direct Unearned Premium Reserves	5 Direct Losses Paid (deducting salvage)	6 Direct Losses Incurred	7 Direct Losses Unpaid	8 Direct Defense and Cost Containment Expense Paid	9 Direct Defense and Cost Containment Expense Incurred	10 Direct Defense and Cost Containment Expense Unpaid	11 Commissions and Brokerage Expenses	12 Taxes, Licenses and Fees
	1 Direct Premiums Written	2 Direct Premiums Earned										
1. Fire												
2.1 Allied lines												
2.2 Multiple peril crop												
2.3 Federal flood												
2.4 Private crop												
2.5 Private flood												
3. Farmowners multiple peril												
4. Homeowners multiple peril												
5.1 Commercial multiple peril (non-liability portion)												
5.2 Commercial multiple peril (liability portion)												
6. Mortgage guaranty												
8. Ocean marine												
9.1 Inland marine												
9.2 Pet insurance plans												
10. Financial guaranty												
11.1 Medical professional liability – occurrence												
11.2 Medical professional liability – claims-made												
12. Earthquake												
13.1 Comprehensive (hospital and medical) ind (b)												
13.2 Comprehensive (hospital and medical) group (b)												
14. Credit A&H (group and individual)												
15.1 Vision only (b)												
15.2 Dental only (b)												
15.3 Disability income (b)												
15.4 Medicare supplement (b)												
15.5 Medicaid Title XIX (b)												
15.6 Medicare Title XVIII (b)												
15.7 Long-term care (b)												
15.8 Federal employees health benefits plan (b)												
15.9 Other health (b)												
16. Workers' compensation												
17.1 Other liability—occurrence												
17.2 Other liability—claims-made												
17.3 Excess workers' compensation												
18.1 Products liability – occurrence												
18.2 Products liability – claims-made												
19.1 Private passenger auto no-fault (personal injury protection)												
19.2 Other private passenger auto liability												
19.3 Commercial auto no-fault (personal injury protection)												
19.4 Other commercial auto liability												
21.1 Private passenger auto physical damage												
21.2 Commercial auto physical damage												
22. Aircraft (all perils)												
23. Fidelity												
24. Surety												
26. Burglary and theft												
27. Boiler and machinery												
28. Credit												
29. International												
30. Warranty												
31. Reins nonproportional assumed property	XXX	XXX	XXX	XXX	XXX	XXX	XXX	XXX	XXX	XXX	XXX	XXX
32. Reins nonproportional assumed liability	XXX	XXX	XXX	XXX	XXX	XXX	XXX	XXX	XXX	XXX	XXX	XXX
33. Reins nonproportional assumed financial lines	XXX	XXX	XXX	XXX	XXX	XXX	XXX	XXX	XXX	XXX	XXX	XXX
34. Aggregate write-ins for other lines of business												5,580
35. TOTAL (a)												5,580
Details of Write-Ins												
3401. GUARANTY OF SHARE DEPOSITS IN CREDIT UNIONS												5,580
3402.												
3403.												
3498. Summary of remaining write-ins for Line 34 from overflow page												
3499. Totals (Lines 3401 through 3403 plus 3498) (Line 34 above)												5,580

19.ID

(a) Finance and service charges not included in Lines 1 to 35 \$

(b) For health business on indicated lines report: Number of persons insured under PPO managed care products and number of persons insured under indemnity only products .



**EXHIBIT OF PREMIUMS AND LOSSES
BUSINESS IN THE STATE OF ILLINOIS DURING THE YEAR 2025**

NAIC Group Code: 0359

NAIC Company Code: 12700

Line of Business	Gross Premiums, Including Policy and Membership Fees, Less Return Premiums and Premiums on Policies not Taken		3	4	5	6	7	8	9	10	11	12
	1 Direct Premiums Written	2 Direct Premiums Earned	Dividends Paid or Credited to Policyholders on Direct Business	Direct Unearned Premium Reserves	Direct Losses Paid (deducting salvage)	Direct Losses Incurred	Direct Losses Unpaid	Direct Defense and Cost Containment Expense Paid	Direct Defense and Cost Containment Expense Incurred	Direct Defense and Cost Containment Expense Unpaid	Commissions and Brokerage Expenses	Taxes, Licenses and Fees
1. Fire												
2.1 Allied lines												
2.2 Multiple peril crop												
2.3 Federal flood												
2.4 Private crop												
2.5 Private flood												
3. Farmowners multiple peril												
4. Homeowners multiple peril												
5.1 Commercial multiple peril (non-liability portion)												
5.2 Commercial multiple peril (liability portion)												
6. Mortgage guaranty												
8. Ocean marine												
9.1 Inland marine												
9.2 Pet insurance plans												
10. Financial guaranty												
11.1 Medical professional liability – occurrence												
11.2 Medical professional liability – claims-made												
12. Earthquake												
13.1 Comprehensive (hospital and medical) ind (b)												
13.2 Comprehensive (hospital and medical) group (b)												
14. Credit A&H (group and individual)												
15.1 Vision only (b)												
15.2 Dental only (b)												
15.3 Disability income (b)												
15.4 Medicare supplement (b)												
15.5 Medicaid Title XIX (b)												
15.6 Medicare Title XVIII (b)												
15.7 Long-term care (b)												
15.8 Federal employees health benefits plan (b)												
15.9 Other health (b)												
16. Workers' compensation												
17.1 Other liability—occurrence												
17.2 Other liability—claims-made												
17.3 Excess workers' compensation												
18.1 Products liability – occurrence												
18.2 Products liability – claims-made												
19.1 Private passenger auto no-fault (personal injury protection)												
19.2 Other private passenger auto liability												
19.3 Commercial auto no-fault (personal injury protection)												
19.4 Other commercial auto liability												
21.1 Private passenger auto physical damage												
21.2 Commercial auto physical damage												
22. Aircraft (all perils)												
23. Fidelity												
24. Surety												
26. Burglary and theft												
27. Boiler and machinery												
28. Credit												
29. International												
30. Warranty												
31. Reins nonproportional assumed property	XXX	XXX	XXX	XXX	XXX	XXX	XXX	XXX	XXX	XXX	XXX	XXX
32. Reins nonproportional assumed liability	XXX	XXX	XXX	XXX	XXX	XXX	XXX	XXX	XXX	XXX	XXX	XXX
33. Reins nonproportional assumed financial lines	XXX	XXX	XXX	XXX	XXX	XXX	XXX	XXX	XXX	XXX	XXX	XXX
34. Aggregate write-ins for other lines of business												
35. TOTAL (a)												
Details of Write-Ins												
3401. GUARANTY OF SHARE DEPOSITS IN CREDIT UNIONS												
3402.												
3403.												
3498. Summary of remaining write-ins for Line 34 from overflow page												
3499. Totals (Lines 3401 through 3403 plus 3498) (Line 34 above)												

NONE

19.1L

(a) Finance and service charges not included in Lines 1 to 35 \$

(b) For health business on indicated lines report: Number of persons insured under PPO managed care products and number of persons insured under indemnity only products .



**EXHIBIT OF PREMIUMS AND LOSSES
BUSINESS IN THE STATE OF INDIANA DURING THE YEAR 2025**

NAIC Group Code: 0359

NAIC Company Code: 12700

Line of Business	Gross Premiums, Including Policy and Membership Fees, Less Return Premiums and Premiums on Policies not Taken		3	4	5	6	7	8	9	10	11	12
	1 Direct Premiums Written	2 Direct Premiums Earned	Dividends Paid or Credited to Policyholders on Direct Business	Direct Unearned Premium Reserves	Direct Losses Paid (deducting salvage)	Direct Losses Incurred	Direct Losses Unpaid	Direct Defense and Cost Containment Expense Paid	Direct Defense and Cost Containment Expense Incurred	Direct Defense and Cost Containment Expense Unpaid	Commissions and Brokerage Expenses	Taxes, Licenses and Fees
1. Fire												
2.1 Allied lines												
2.2 Multiple peril crop												
2.3 Federal flood												
2.4 Private crop												
2.5 Private flood												
3. Farmowners multiple peril												
4. Homeowners multiple peril												
5.1 Commercial multiple peril (non-liability portion)												
5.2 Commercial multiple peril (liability portion)												
6. Mortgage guaranty												
8. Ocean marine												
9.1 Inland marine												
9.2 Pet insurance plans												
10. Financial guaranty												
11.1 Medical professional liability – occurrence												
11.2 Medical professional liability – claims-made												
12. Earthquake												
13.1 Comprehensive (hospital and medical) ind (b)												
13.2 Comprehensive (hospital and medical) group (b)												
14. Credit A&H (group and individual)												
15.1 Vision only (b)												
15.2 Dental only (b)												
15.3 Disability income (b)												
15.4 Medicare supplement (b)												
15.5 Medicaid Title XIX (b)												
15.6 Medicare Title XVIII (b)												
15.7 Long-term care (b)												
15.8 Federal employees health benefits plan (b)												
15.9 Other health (b)												
16. Workers' compensation												
17.1 Other liability—occurrence												
17.2 Other liability—claims-made												
17.3 Excess workers' compensation												
18.1 Products liability – occurrence												
18.2 Products liability – claims-made												
19.1 Private passenger auto no-fault (personal injury protection)												
19.2 Other private passenger auto liability												
19.3 Commercial auto no-fault (personal injury protection)												
19.4 Other commercial auto liability												
21.1 Private passenger auto physical damage												
21.2 Commercial auto physical damage												
22. Aircraft (all perils)												
23. Fidelity												
24. Surety												
26. Burglary and theft												
27. Boiler and machinery												
28. Credit												
29. International												
30. Warranty												
31. Reins nonproportional assumed property	XXX	XXX	XXX	XXX	XXX	XXX	XXX	XXX	XXX	XXX	XXX	XXX
32. Reins nonproportional assumed liability	XXX	XXX	XXX	XXX	XXX	XXX	XXX	XXX	XXX	XXX	XXX	XXX
33. Reins nonproportional assumed financial lines	XXX	XXX	XXX	XXX	XXX	XXX	XXX	XXX	XXX	XXX	XXX	XXX
34. Aggregate write-ins for other lines of business												
35. TOTAL (a)												
Details of Write-Ins												
3401. GUARANTY OF SHARE DEPOSITS IN CREDIT UNIONS												
3402.												
3403.												
3498. Summary of remaining write-ins for Line 34 from overflow page												
3499. Totals (Lines 3401 through 3403 plus 3498) (Line 34 above)												

NONE

19 IN

(a) Finance and service charges not included in Lines 1 to 35 \$

(b) For health business on indicated lines report: Number of persons insured under PPO managed care products and number of persons insured under indemnity only products .



**EXHIBIT OF PREMIUMS AND LOSSES
BUSINESS IN THE STATE OF IOWA DURING THE YEAR 2025**

NAIC Group Code: 0359

NAIC Company Code: 12700

Line of Business	Gross Premiums, Including Policy and Membership Fees, Less Return Premiums and Premiums on Policies not Taken		3	4	5	6	7	8	9	10	11	12
	1 Direct Premiums Written	2 Direct Premiums Earned	Dividends Paid or Credited to Policyholders on Direct Business	Direct Unearned Premium Reserves	Direct Losses Paid (deducting salvage)	Direct Losses Incurred	Direct Losses Unpaid	Direct Defense and Cost Containment Expense Paid	Direct Defense and Cost Containment Expense Incurred	Direct Defense and Cost Containment Expense Unpaid	Commissions and Brokerage Expenses	Taxes, Licenses and Fees
1. Fire												
2.1 Allied lines												
2.2 Multiple peril crop												
2.3 Federal flood												
2.4 Private crop												
2.5 Private flood												
3. Farmowners multiple peril												
4. Homeowners multiple peril												
5.1 Commercial multiple peril (non-liability portion)												
5.2 Commercial multiple peril (liability portion)												
6. Mortgage guaranty												
8. Ocean marine												
9.1 Inland marine												
9.2 Pet insurance plans												
10. Financial guaranty												
11.1 Medical professional liability – occurrence												
11.2 Medical professional liability – claims-made												
12. Earthquake												
13.1 Comprehensive (hospital and medical) ind (b)												
13.2 Comprehensive (hospital and medical) group (b)												
14. Credit A&H (group and individual)												
15.1 Vision only (b)												
15.2 Dental only (b)												
15.3 Disability income (b)												
15.4 Medicare supplement (b)												
15.5 Medicaid Title XIX (b)												
15.6 Medicare Title XVIII (b)												
15.7 Long-term care (b)												
15.8 Federal employees health benefits plan (b)												
15.9 Other health (b)												
16. Workers' compensation												
17.1 Other liability—occurrence												
17.2 Other liability—claims-made												
17.3 Excess workers' compensation												
18.1 Products liability – occurrence												
18.2 Products liability – claims-made												
19.1 Private passenger auto no-fault (personal injury protection)												
19.2 Other private passenger auto liability												
19.3 Commercial auto no-fault (personal injury protection)												
19.4 Other commercial auto liability												
21.1 Private passenger auto physical damage												
21.2 Commercial auto physical damage												
22. Aircraft (all perils)												
23. Fidelity												
24. Surety												
26. Burglary and theft												
27. Boiler and machinery												
28. Credit												
29. International												
30. Warranty												
31. Reins nonproportional assumed property	XXX	XXX	XXX	XXX	XXX	XXX	XXX	XXX	XXX	XXX	XXX	XXX
32. Reins nonproportional assumed liability	XXX	XXX	XXX	XXX	XXX	XXX	XXX	XXX	XXX	XXX	XXX	XXX
33. Reins nonproportional assumed financial lines	XXX	XXX	XXX	XXX	XXX	XXX	XXX	XXX	XXX	XXX	XXX	XXX
34. Aggregate write-ins for other lines of business												
35. TOTAL (a)												
Details of Write-Ins												
3401. GUARANTY OF SHARE DEPOSITS IN CREDIT UNIONS												
3402.												
3403.												
3498. Summary of remaining write-ins for Line 34 from overflow page												
3499. Totals (Lines 3401 through 3403 plus 3498) (Line 34 above)												

NONE

19 IA

(a) Finance and service charges not included in Lines 1 to 35 \$

(b) For health business on indicated lines report: Number of persons insured under PPO managed care products and number of persons insured under indemnity only products .



**EXHIBIT OF PREMIUMS AND LOSSES
BUSINESS IN THE STATE OF MAINE DURING THE YEAR 2025**

NAIC Group Code: 0359

NAIC Company Code: 12700

Line of Business	Gross Premiums, Including Policy and Membership Fees, Less Return Premiums and Premiums on Policies not Taken		3 Dividends Paid or Credited to Policyholders on Direct Business	4 Direct Unearned Premium Reserves	5 Direct Losses Paid (deducting salvage)	6 Direct Losses Incurred	7 Direct Losses Unpaid	8 Direct Defense and Cost Containment Expense Paid	9 Direct Defense and Cost Containment Expense Incurred	10 Direct Defense and Cost Containment Expense Unpaid	11 Commissions and Brokerage Expenses	12 Taxes, Licenses and Fees
	1 Direct Premiums Written	2 Direct Premiums Earned										
1. Fire												
2.1 Allied lines												
2.2 Multiple peril crop												
2.3 Federal flood												
2.4 Private crop												
2.5 Private flood												
3. Farmowners multiple peril												
4. Homeowners multiple peril												
5.1 Commercial multiple peril (non-liability portion)												
5.2 Commercial multiple peril (liability portion)												
6. Mortgage guaranty												
8. Ocean marine												
9.1 Inland marine												
9.2 Pet insurance plans												
10. Financial guaranty												
11.1 Medical professional liability – occurrence												
11.2 Medical professional liability – claims-made												
12. Earthquake												
13.1 Comprehensive (hospital and medical) ind (b)												
13.2 Comprehensive (hospital and medical) group (b)												
14. Credit A&H (group and individual)												
15.1 Vision only (b)												
15.2 Dental only (b)												
15.3 Disability income (b)												
15.4 Medicare supplement (b)												
15.5 Medicaid Title XIX (b)												
15.6 Medicare Title XVIII (b)												
15.7 Long-term care (b)												
15.8 Federal employees health benefits plan (b)												
15.9 Other health (b)												
16. Workers' compensation												
17.1 Other liability—occurrence												
17.2 Other liability—claims-made												
17.3 Excess workers' compensation												
18.1 Products liability – occurrence												
18.2 Products liability – claims-made												
19.1 Private passenger auto no-fault (personal injury protection)												
19.2 Other private passenger auto liability												
19.3 Commercial auto no-fault (personal injury protection)												
19.4 Other commercial auto liability												
21.1 Private passenger auto physical damage												
21.2 Commercial auto physical damage												
22. Aircraft (all perils)												
23. Fidelity												
24. Surety												
26. Burglary and theft												
27. Boiler and machinery												
28. Credit												
29. International												
30. Warranty												
31. Reins nonproportional assumed property	XXX	XXX	XXX	XXX	XXX	XXX	XXX	XXX	XXX	XXX	XXX	XXX
32. Reins nonproportional assumed liability	XXX	XXX	XXX	XXX	XXX	XXX	XXX	XXX	XXX	XXX	XXX	XXX
33. Reins nonproportional assumed financial lines	XXX	XXX	XXX	XXX	XXX	XXX	XXX	XXX	XXX	XXX	XXX	XXX
34. Aggregate write-ins for other lines of business												510
35. TOTAL (a)												510
Details of Write-Ins												
3401. GUARANTY OF SHARE DEPOSITS IN CREDIT UNIONS												510
3402.												
3403.												
3498. Summary of remaining write-ins for Line 34 from overflow page												
3499. Totals (Lines 3401 through 3403 plus 3498) (Line 34 above)												510

19. ME

(a) Finance and service charges not included in Lines 1 to 35 \$

(b) For health business on indicated lines report: Number of persons insured under PPO managed care products and number of persons insured under indemnity only products .



**EXHIBIT OF PREMIUMS AND LOSSES
BUSINESS IN THE STATE OF MARYLAND DURING THE YEAR 2025**

NAIC Group Code: 0359

NAIC Company Code: 12700

Line of Business	Gross Premiums, Including Policy and Membership Fees, Less Return Premiums and Premiums on Policies not Taken		3	4	5	6	7	8	9	10	11	12
	1 Direct Premiums Written	2 Direct Premiums Earned	Dividends Paid or Credited to Policyholders on Direct Business	Direct Unearned Premium Reserves	Direct Losses Paid (deducting salvage)	Direct Losses Incurred	Direct Losses Unpaid	Direct Defense and Cost Containment Expense Paid	Direct Defense and Cost Containment Expense Incurred	Direct Defense and Cost Containment Expense Unpaid	Commissions and Brokerage Expenses	Taxes, Licenses and Fees
1. Fire												
2.1 Allied lines												
2.2 Multiple peril crop												
2.3 Federal flood												
2.4 Private crop												
2.5 Private flood												
3. Farmowners multiple peril												
4. Homeowners multiple peril												
5.1 Commercial multiple peril (non-liability portion)												
5.2 Commercial multiple peril (liability portion)												
6. Mortgage guaranty												
8. Ocean marine												
9.1 Inland marine												
9.2 Pet insurance plans												
10. Financial guaranty												
11.1 Medical professional liability – occurrence												
11.2 Medical professional liability – claims-made												
12. Earthquake												
13.1 Comprehensive (hospital and medical) ind (b)												
13.2 Comprehensive (hospital and medical) group (b)												
14. Credit A&H (group and individual)												
15.1 Vision only (b)												
15.2 Dental only (b)												
15.3 Disability income (b)												
15.4 Medicare supplement (b)												
15.5 Medicaid Title XIX (b)												
15.6 Medicare Title XVIII (b)												
15.7 Long-term care (b)												
15.8 Federal employees health benefits plan (b)												
15.9 Other health (b)												
16. Workers' compensation												
17.1 Other liability—occurrence												
17.2 Other liability—claims-made												
17.3 Excess workers' compensation												
18.1 Products liability – occurrence												
18.2 Products liability – claims-made												
19.1 Private passenger auto no-fault (personal injury protection)												
19.2 Other private passenger auto liability												
19.3 Commercial auto no-fault (personal injury protection)												
19.4 Other commercial auto liability												
21.1 Private passenger auto physical damage												
21.2 Commercial auto physical damage												
22. Aircraft (all perils)												
23. Fidelity												
24. Surety												
26. Burglary and theft												
27. Boiler and machinery												
28. Credit												
29. International												
30. Warranty												
31. Reins nonproportional assumed property	XXX	XXX	XXX	XXX	XXX	XXX	XXX	XXX	XXX	XXX	XXX	XXX
32. Reins nonproportional assumed liability	XXX	XXX	XXX	XXX	XXX	XXX	XXX	XXX	XXX	XXX	XXX	XXX
33. Reins nonproportional assumed financial lines	XXX	XXX	XXX	XXX	XXX	XXX	XXX	XXX	XXX	XXX	XXX	XXX
34. Aggregate write-ins for other lines of business												
35. TOTAL (a)												
Details of Write-Ins												
3401. GUARANTY OF SHARE DEPOSITS IN CREDIT UNIONS												
3402.												
3403.												
3498. Summary of remaining write-ins for Line 34 from overflow page												
3499. Totals (Lines 3401 through 3403 plus 3498) (Line 34 above)												

NONE

19.MD

(a) Finance and service charges not included in Lines 1 to 35 \$

(b) For health business on indicated lines report: Number of persons insured under PPO managed care products and number of persons insured under indemnity only products .



**EXHIBIT OF PREMIUMS AND LOSSES
BUSINESS IN THE STATE OF MINNESOTA DURING THE YEAR 2025**

NAIC Group Code: 0359

NAIC Company Code: 12700

Line of Business	Gross Premiums, Including Policy and Membership Fees, Less Return Premiums and Premiums on Policies not Taken		3	4	5	6	7	8	9	10	11	12
	1 Direct Premiums Written	2 Direct Premiums Earned	Dividends Paid or Credited to Policyholders on Direct Business	Direct Unearned Premium Reserves	Direct Losses Paid (deducting salvage)	Direct Losses Incurred	Direct Losses Unpaid	Direct Defense and Cost Containment Expense Paid	Direct Defense and Cost Containment Expense Incurred	Direct Defense and Cost Containment Expense Unpaid	Commissions and Brokerage Expenses	Taxes, Licenses and Fees
1. Fire												
2.1 Allied lines												
2.2 Multiple peril crop												
2.3 Federal flood												
2.4 Private crop												
2.5 Private flood												
3. Farmowners multiple peril												
4. Homeowners multiple peril												
5.1 Commercial multiple peril (non-liability portion)												
5.2 Commercial multiple peril (liability portion)												
6. Mortgage guaranty												
8. Ocean marine												
9.1 Inland marine												
9.2 Pet insurance plans												
10. Financial guaranty												
11.1 Medical professional liability – occurrence												
11.2 Medical professional liability – claims-made												
12. Earthquake												
13.1 Comprehensive (hospital and medical) ind (b)												
13.2 Comprehensive (hospital and medical) group (b)												
14. Credit A&H (group and individual)												
15.1 Vision only (b)												
15.2 Dental only (b)												
15.3 Disability income (b)												
15.4 Medicare supplement (b)												
15.5 Medicaid Title XIX (b)												
15.6 Medicare Title XVIII (b)												
15.7 Long-term care (b)												
15.8 Federal employees health benefits plan (b)												
15.9 Other health (b)												
16. Workers' compensation												
17.1 Other liability—occurrence												
17.2 Other liability—claims-made												
17.3 Excess workers' compensation												
18.1 Products liability – occurrence												
18.2 Products liability – claims-made												
19.1 Private passenger auto no-fault (personal injury protection)												
19.2 Other private passenger auto liability												
19.3 Commercial auto no-fault (personal injury protection)												
19.4 Other commercial auto liability												
21.1 Private passenger auto physical damage												
21.2 Commercial auto physical damage												
22. Aircraft (all perils)												
23. Fidelity												
24. Surety												
26. Burglary and theft												
27. Boiler and machinery												
28. Credit												
29. International												
30. Warranty												
31. Reins nonproportional assumed property	XXX	XXX	XXX	XXX	XXX	XXX	XXX	XXX	XXX	XXX	XXX	XXX
32. Reins nonproportional assumed liability	XXX	XXX	XXX	XXX	XXX	XXX	XXX	XXX	XXX	XXX	XXX	XXX
33. Reins nonproportional assumed financial lines	XXX	XXX	XXX	XXX	XXX	XXX	XXX	XXX	XXX	XXX	XXX	XXX
34. Aggregate write-ins for other lines of business												
35. TOTAL (a)												
Details of Write-Ins												
3401. GUARANTY OF SHARE DEPOSITS IN CREDIT UNIONS												
3402.												
3403.												
3498. Summary of remaining write-ins for Line 34 from overflow page												
3499. Totals (Lines 3401 through 3403 plus 3498) (Line 34 above)												

NONE

19.MN

(a) Finance and service charges not included in Lines 1 to 35 \$

(b) For health business on indicated lines report: Number of persons insured under PPO managed care products and number of persons insured under indemnity only products .



**EXHIBIT OF PREMIUMS AND LOSSES
BUSINESS IN THE STATE OF MISSOURI DURING THE YEAR 2025**

NAIC Group Code: 0359

NAIC Company Code: 12700

Line of Business	Gross Premiums, Including Policy and Membership Fees, Less Return Premiums and Premiums on Policies not Taken		3	4	5	6	7	8	9	10	11	12
	1 Direct Premiums Written	2 Direct Premiums Earned	Dividends Paid or Credited to Policyholders on Direct Business	Direct Unearned Premium Reserves	Direct Losses Paid (deducting salvage)	Direct Losses Incurred	Direct Losses Unpaid	Direct Defense and Cost Containment Expense Paid	Direct Defense and Cost Containment Expense Incurred	Direct Defense and Cost Containment Expense Unpaid	Commissions and Brokerage Expenses	Taxes, Licenses and Fees
1. Fire												
2.1 Allied lines												
2.2 Multiple peril crop												
2.3 Federal flood												
2.4 Private crop												
2.5 Private flood												
3. Farmowners multiple peril												
4. Homeowners multiple peril												
5.1 Commercial multiple peril (non-liability portion)												
5.2 Commercial multiple peril (liability portion)												
6. Mortgage guaranty												
8. Ocean marine												
9.1 Inland marine												
9.2 Pet insurance plans												
10. Financial guaranty												
11.1 Medical professional liability – occurrence												
11.2 Medical professional liability – claims-made												
12. Earthquake												
13.1 Comprehensive (hospital and medical) ind (b)												
13.2 Comprehensive (hospital and medical) group (b)												
14. Credit A&H (group and individual)												
15.1 Vision only (b)												
15.2 Dental only (b)												
15.3 Disability income (b)												
15.4 Medicare supplement (b)												
15.5 Medicaid Title XIX (b)												
15.6 Medicare Title XVIII (b)												
15.7 Long-term care (b)												
15.8 Federal employees health benefits plan (b)												
15.9 Other health (b)												
16. Workers' compensation												
17.1 Other liability—occurrence												
17.2 Other liability—claims-made												
17.3 Excess workers' compensation												
18.1 Products liability – occurrence												
18.2 Products liability – claims-made												
19.1 Private passenger auto no-fault (personal injury protection)												
19.2 Other private passenger auto liability												
19.3 Commercial auto no-fault (personal injury protection)												
19.4 Other commercial auto liability												
21.1 Private passenger auto physical damage												
21.2 Commercial auto physical damage												
22. Aircraft (all perils)												
23. Fidelity												
24. Surety												
26. Burglary and theft												
27. Boiler and machinery												
28. Credit												
29. International												
30. Warranty												
31. Reins nonproportional assumed property	XXX	XXX	XXX	XXX	XXX	XXX	XXX	XXX	XXX	XXX	XXX	XXX
32. Reins nonproportional assumed liability	XXX	XXX	XXX	XXX	XXX	XXX	XXX	XXX	XXX	XXX	XXX	XXX
33. Reins nonproportional assumed financial lines	XXX	XXX	XXX	XXX	XXX	XXX	XXX	XXX	XXX	XXX	XXX	XXX
34. Aggregate write-ins for other lines of business												
35. TOTAL (a)												
Details of Write-Ins												
3401. GUARANTY OF SHARE DEPOSITS IN CREDIT UNIONS												
3402.												
3403.												
3498. Summary of remaining write-ins for Line 34 from overflow page												
3499. Totals (Lines 3401 through 3403 plus 3498) (Line 34 above)												

NONE

19.MO

(a) Finance and service charges not included in Lines 1 to 35 \$

(b) For health business on indicated lines report: Number of persons insured under PPO managed care products and number of persons insured under indemnity only products .



**EXHIBIT OF PREMIUMS AND LOSSES
BUSINESS IN THE STATE OF MONTANA DURING THE YEAR 2025**

NAIC Group Code: 0359

NAIC Company Code: 12700

Line of Business	Gross Premiums, Including Policy and Membership Fees, Less Return Premiums and Premiums on Policies not Taken		3 Dividends Paid or Credited to Policyholders on Direct Business	4 Direct Unearned Premium Reserves	5 Direct Losses Paid (deducting salvage)	6 Direct Losses Incurred	7 Direct Losses Unpaid	8 Direct Defense and Cost Containment Expense Paid	9 Direct Defense and Cost Containment Expense Incurred	10 Direct Defense and Cost Containment Expense Unpaid	11 Commissions and Brokerage Expenses	12 Taxes, Licenses and Fees
	1 Direct Premiums Written	2 Direct Premiums Earned										
1. Fire												
2.1 Allied lines												
2.2 Multiple peril crop												
2.3 Federal flood												
2.4 Private crop												
2.5 Private flood												
3. Farmowners multiple peril												
4. Homeowners multiple peril												
5.1 Commercial multiple peril (non-liability portion)												
5.2 Commercial multiple peril (liability portion)												
6. Mortgage guaranty												
8. Ocean marine												
9.1 Inland marine												
9.2 Pet insurance plans												
10. Financial guaranty												
11.1 Medical professional liability – occurrence												
11.2 Medical professional liability – claims-made												
12. Earthquake												
13.1 Comprehensive (hospital and medical) ind (b)												
13.2 Comprehensive (hospital and medical) group (b)												
14. Credit A&H (group and individual)												
15.1 Vision only (b)												
15.2 Dental only (b)												
15.3 Disability income (b)												
15.4 Medicare supplement (b)												
15.5 Medicaid Title XIX (b)												
15.6 Medicare Title XVIII (b)												
15.7 Long-term care (b)												
15.8 Federal employees health benefits plan (b)												
15.9 Other health (b)												
16. Workers' compensation												
17.1 Other liability—occurrence												
17.2 Other liability—claims-made												
17.3 Excess workers' compensation												
18.1 Products liability – occurrence												
18.2 Products liability – claims-made												
19.1 Private passenger auto no-fault (personal injury protection)												
19.2 Other private passenger auto liability												
19.3 Commercial auto no-fault (personal injury protection)												
19.4 Other commercial auto liability												
21.1 Private passenger auto physical damage												
21.2 Commercial auto physical damage												
22. Aircraft (all perils)												
23. Fidelity												
24. Surety												
26. Burglary and theft												
27. Boiler and machinery												
28. Credit												
29. International												
30. Warranty												
31. Reins nonproportional assumed property	XXX	XXX	XXX	XXX	XXX	XXX	XXX	XXX	XXX	XXX	XXX	XXX
32. Reins nonproportional assumed liability	XXX	XXX	XXX	XXX	XXX	XXX	XXX	XXX	XXX	XXX	XXX	XXX
33. Reins nonproportional assumed financial lines	XXX	XXX	XXX	XXX	XXX	XXX	XXX	XXX	XXX	XXX	XXX	XXX
34. Aggregate write-ins for other lines of business												1,917
35. TOTAL (a)												1,917
Details of Write-Ins												
3401. GUARANTY OF SHARE DEPOSITS IN CREDIT UNIONS												1,917
3402.												
3403.												
3498. Summary of remaining write-ins for Line 34 from overflow page												
3499. Totals (Lines 3401 through 3403 plus 3498) (Line 34 above)												1,917

19.MT

(a) Finance and service charges not included in Lines 1 to 35 \$

(b) For health business on indicated lines report: Number of persons insured under PPO managed care products and number of persons insured under indemnity only products .



**EXHIBIT OF PREMIUMS AND LOSSES
BUSINESS IN THE STATE OF NEVADA DURING THE YEAR 2025**

NAIC Group Code: 0359

NAIC Company Code: 12700

Line of Business	Gross Premiums, Including Policy and Membership Fees, Less Return Premiums and Premiums on Policies not Taken		3 Dividends Paid or Credited to Policyholders on Direct Business	4 Direct Unearned Premium Reserves	5 Direct Losses Paid (deducting salvage)	6 Direct Losses Incurred	7 Direct Losses Unpaid	8 Direct Defense and Cost Containment Expense Paid	9 Direct Defense and Cost Containment Expense Incurred	10 Direct Defense and Cost Containment Expense Unpaid	11 Commissions and Brokerage Expenses	12 Taxes, Licenses and Fees
	1 Direct Premiums Written	2 Direct Premiums Earned										
1. Fire												
2.1 Allied lines												
2.2 Multiple peril crop												
2.3 Federal flood												
2.4 Private crop												
2.5 Private flood												
3. Farmowners multiple peril												
4. Homeowners multiple peril												
5.1 Commercial multiple peril (non-liability portion)												
5.2 Commercial multiple peril (liability portion)												
6. Mortgage guaranty												
8. Ocean marine												
9.1 Inland marine												
9.2 Pet insurance plans												
10. Financial guaranty												
11.1 Medical professional liability – occurrence												
11.2 Medical professional liability – claims-made												
12. Earthquake												
13.1 Comprehensive (hospital and medical) ind (b)												
13.2 Comprehensive (hospital and medical) group (b)												
14. Credit A&H (group and individual)												
15.1 Vision only (b)												
15.2 Dental only (b)												
15.3 Disability income (b)												
15.4 Medicare supplement (b)												
15.5 Medicaid Title XIX (b)												
15.6 Medicare Title XVIII (b)												
15.7 Long-term care (b)												
15.8 Federal employees health benefits plan (b)												
15.9 Other health (b)												
16. Workers' compensation												
17.1 Other liability—occurrence												
17.2 Other liability—claims-made												
17.3 Excess workers' compensation												
18.1 Products liability – occurrence												
18.2 Products liability – claims-made												
19.1 Private passenger auto no-fault (personal injury protection)												
19.2 Other private passenger auto liability												
19.3 Commercial auto no-fault (personal injury protection)												
19.4 Other commercial auto liability												
21.1 Private passenger auto physical damage												
21.2 Commercial auto physical damage												
22. Aircraft (all perils)												
23. Fidelity												
24. Surety												
26. Burglary and theft												
27. Boiler and machinery												
28. Credit												
29. International												
30. Warranty												
31. Reins nonproportional assumed property	XXX	XXX	XXX	XXX	XXX	XXX	XXX	XXX	XXX	XXX	XXX	XXX
32. Reins nonproportional assumed liability	XXX	XXX	XXX	XXX	XXX	XXX	XXX	XXX	XXX	XXX	XXX	XXX
33. Reins nonproportional assumed financial lines	XXX	XXX	XXX	XXX	XXX	XXX	XXX	XXX	XXX	XXX	XXX	XXX
34. Aggregate write-ins for other lines of business												1,511
35. TOTAL (a)												1,511
Details of Write-Ins												
3401. GUARANTY OF SHARE DEPOSITS IN CREDIT UNIONS												1,511
3402.												
3403.												
3498. Summary of remaining write-ins for Line 34 from overflow page												
3499. Totals (Lines 3401 through 3403 plus 3498) (Line 34 above)												1,511

(a) Finance and service charges not included in Lines 1 to 35 \$

(b) For health business on indicated lines report: Number of persons insured under PPO managed care products and number of persons insured under indemnity only products .

19 NV



EXHIBIT OF PREMIUMS AND LOSSES
BUSINESS IN THE STATE OF NEW HAMPSHIRE DURING THE YEAR 2025
 NAIC Group Code: 0359 NAIC Company Code: 12700

19. NH

Line of Business	Gross Premiums, Including Policy and Membership Fees, Less Return Premiums and Premiums on Policies not Taken		3 Dividends Paid or Credited to Policyholders on Direct Business	4 Direct Unearned Premium Reserves	5 Direct Losses Paid (deducting salvage)	6 Direct Losses Incurred	7 Direct Losses Unpaid	8 Direct Defense and Cost Containment Expense Paid	9 Direct Defense and Cost Containment Expense Incurred	10 Direct Defense and Cost Containment Expense Unpaid	11 Commissions and Brokerage Expenses	12 Taxes, Licenses and Fees
	1 Direct Premiums Written	2 Direct Premiums Earned										
1. Fire												
2.1 Allied lines												
2.2 Multiple peril crop												
2.3 Federal flood												
2.4 Private crop												
2.5 Private flood												
3. Farmowners multiple peril												
4. Homeowners multiple peril												
5.1 Commercial multiple peril (non-liability portion)												
5.2 Commercial multiple peril (liability portion)												
6. Mortgage guaranty												
8. Ocean marine												
9.1 Inland marine												
9.2 Pet insurance plans												
10. Financial guaranty												
11.1 Medical professional liability – occurrence												
11.2 Medical professional liability – claims-made												
12. Earthquake												
13.1 Comprehensive (hospital and medical) ind (b)												
13.2 Comprehensive (hospital and medical) group (b)												
14. Credit A&H (group and individual)												
15.1 Vision only (b)												
15.2 Dental only (b)												
15.3 Disability income (b)												
15.4 Medicare supplement (b)												
15.5 Medicaid Title XIX (b)												
15.6 Medicare Title XVIII (b)												
15.7 Long-term care (b)												
15.8 Federal employees health benefits plan (b)												
15.9 Other health (b)												
16. Workers' compensation												
17.1 Other liability—occurrence												
17.2 Other liability—claims-made												
17.3 Excess workers' compensation												
18.1 Products liability – occurrence												
18.2 Products liability – claims-made												
19.1 Private passenger auto no-fault (personal injury protection)												
19.2 Other private passenger auto liability												
19.3 Commercial auto no-fault (personal injury protection)												
19.4 Other commercial auto liability												
21.1 Private passenger auto physical damage												
21.2 Commercial auto physical damage												
22. Aircraft (all perils)												
23. Fidelity												
24. Surety												
26. Burglary and theft												
27. Boiler and machinery												
28. Credit												
29. International												
30. Warranty												
31. Reins nonproportional assumed property	XXX	XXX	XXX	XXX	XXX	XXX	XXX	XXX	XXX	XXX	XXX	XXX
32. Reins nonproportional assumed liability	XXX	XXX	XXX	XXX	XXX	XXX	XXX	XXX	XXX	XXX	XXX	XXX
33. Reins nonproportional assumed financial lines	XXX	XXX	XXX	XXX	XXX	XXX	XXX	XXX	XXX	XXX	XXX	XXX
34. Aggregate write-ins for other lines of business												944
35. TOTAL (a)												944
Details of Write-Ins												
3401. GUARANTY OF SHARE DEPOSITS IN CREDIT UNIONS												944
3402.												
3403.												
3498. Summary of remaining write-ins for Line 34 from overflow page												
3499. Totals (Lines 3401 through 3403 plus 3498) (Line 34 above)												944

(a) Finance and service charges not included in Lines 1 to 35 \$

(b) For health business on indicated lines report: Number of persons insured under PPO managed care products and number of persons insured under indemnity only products .



**EXHIBIT OF PREMIUMS AND LOSSES
BUSINESS IN THE STATE OF NEW JERSEY DURING THE YEAR 2025**

NAIC Group Code: 0359

NAIC Company Code: 12700

Line of Business	Gross Premiums, Including Policy and Membership Fees, Less Return Premiums and Premiums on Policies not Taken		3	4	5	6	7	8	9	10	11	12
	1 Direct Premiums Written	2 Direct Premiums Earned	Dividends Paid or Credited to Policyholders on Direct Business	Direct Unearned Premium Reserves	Direct Losses Paid (deducting salvage)	Direct Losses Incurred	Direct Losses Unpaid	Direct Defense and Cost Containment Expense Paid	Direct Defense and Cost Containment Expense Incurred	Direct Defense and Cost Containment Expense Unpaid	Commissions and Brokerage Expenses	Taxes, Licenses and Fees
1. Fire												
2.1 Allied lines												
2.2 Multiple peril crop												
2.3 Federal flood												
2.4 Private crop												
2.5 Private flood												
3. Farmowners multiple peril												
4. Homeowners multiple peril												
5.1 Commercial multiple peril (non-liability portion)												
5.2 Commercial multiple peril (liability portion)												
6. Mortgage guaranty												
8. Ocean marine												
9.1 Inland marine												
9.2 Pet insurance plans												
10. Financial guaranty												
11.1 Medical professional liability – occurrence												
11.2 Medical professional liability – claims-made												
12. Earthquake												
13.1 Comprehensive (hospital and medical) ind (b)												
13.2 Comprehensive (hospital and medical) group (b)												
14. Credit A&H (group and individual)												
15.1 Vision only (b)												
15.2 Dental only (b)												
15.3 Disability income (b)												
15.4 Medicare supplement (b)												
15.5 Medicaid Title XIX (b)												
15.6 Medicare Title XVIII (b)												
15.7 Long-term care (b)												
15.8 Federal employees health benefits plan (b)												
15.9 Other health (b)												
16. Workers' compensation												
17.1 Other liability—occurrence												
17.2 Other liability—claims-made												
17.3 Excess workers' compensation												
18.1 Products liability – occurrence												
18.2 Products liability – claims-made												
19.1 Private passenger auto no-fault (personal injury protection)												
19.2 Other private passenger auto liability												
19.3 Commercial auto no-fault (personal injury protection)												
19.4 Other commercial auto liability												
21.1 Private passenger auto physical damage												
21.2 Commercial auto physical damage												
22. Aircraft (all perils)												
23. Fidelity												
24. Surety												
26. Burglary and theft												
27. Boiler and machinery												
28. Credit												
29. International												
30. Warranty												
31. Reins nonproportional assumed property	XXX	XXX	XXX	XXX	XXX	XXX	XXX	XXX	XXX	XXX	XXX	XXX
32. Reins nonproportional assumed liability	XXX	XXX	XXX	XXX	XXX	XXX	XXX	XXX	XXX	XXX	XXX	XXX
33. Reins nonproportional assumed financial lines	XXX	XXX	XXX	XXX	XXX	XXX	XXX	XXX	XXX	XXX	XXX	XXX
34. Aggregate write-ins for other lines of business												
35. TOTAL (a)												
Details of Write-Ins												
3401. GUARANTY OF SHARE DEPOSITS IN CREDIT UNIONS												
3402.												
3403.												
3498. Summary of remaining write-ins for Line 34 from overflow page												
3499. Totals (Lines 3401 through 3403 plus 3498) (Line 34 above)												

NONE

19 NJ

(a) Finance and service charges not included in Lines 1 to 35 \$

(b) For health business on indicated lines report: Number of persons insured under PPO managed care products and number of persons insured under indemnity only products .



**EXHIBIT OF PREMIUMS AND LOSSES
BUSINESS IN THE STATE OF OHIO DURING THE YEAR 2025**

NAIC Group Code: 0359

NAIC Company Code: 12700

Line of Business	Gross Premiums, Including Policy and Membership Fees, Less Return Premiums and Premiums on Policies not Taken		3 Dividends Paid or Credited to Policyholders on Direct Business	4 Direct Unearned Premium Reserves	5 Direct Losses Paid (deducting salvage)	6 Direct Losses Incurred	7 Direct Losses Unpaid	8 Direct Defense and Cost Containment Expense Paid	9 Direct Defense and Cost Containment Expense Incurred	10 Direct Defense and Cost Containment Expense Unpaid	11 Commissions and Brokerage Expenses	12 Taxes, Licenses and Fees
	1 Direct Premiums Written	2 Direct Premiums Earned										
1. Fire												
2.1 Allied lines												
2.2 Multiple peril crop												
2.3 Federal flood												
2.4 Private crop												
2.5 Private flood												
3. Farmowners multiple peril												
4. Homeowners multiple peril												
5.1 Commercial multiple peril (non-liability portion)												
5.2 Commercial multiple peril (liability portion)												
6. Mortgage guaranty												
8. Ocean marine												
9.1 Inland marine												
9.2 Pet insurance plans												
10. Financial guaranty												
11.1 Medical professional liability – occurrence												
11.2 Medical professional liability – claims-made												
12. Earthquake												
13.1 Comprehensive (hospital and medical) ind (b)												
13.2 Comprehensive (hospital and medical) group (b)												
14. Credit A&H (group and individual)												
15.1 Vision only (b)												
15.2 Dental only (b)												
15.3 Disability income (b)												
15.4 Medicare supplement (b)												
15.5 Medicaid Title XIX (b)												
15.6 Medicare Title XVIII (b)												
15.7 Long-term care (b)												
15.8 Federal employees health benefits plan (b)												
15.9 Other health (b)												
16. Workers' compensation												
17.1 Other liability—occurrence												
17.2 Other liability—claims-made												
17.3 Excess workers' compensation												
18.1 Products liability – occurrence												
18.2 Products liability – claims-made												
19.1 Private passenger auto no-fault (personal injury protection)												
19.2 Other private passenger auto liability												
19.3 Commercial auto no-fault (personal injury protection)												
19.4 Other commercial auto liability												
21.1 Private passenger auto physical damage												
21.2 Commercial auto physical damage												
22. Aircraft (all perils)												
23. Fidelity												
24. Surety												
26. Burglary and theft												
27. Boiler and machinery												
28. Credit												
29. International												
30. Warranty												
31. Reins nonproportional assumed property	XXX	XXX	XXX	XXX	XXX	XXX	XXX	XXX	XXX	XXX	XXX	XXX
32. Reins nonproportional assumed liability	XXX	XXX	XXX	XXX	XXX	XXX	XXX	XXX	XXX	XXX	XXX	XXX
33. Reins nonproportional assumed financial lines	XXX	XXX	XXX	XXX	XXX	XXX	XXX	XXX	XXX	XXX	XXX	XXX
34. Aggregate write-ins for other lines of business												27,880
35. TOTAL (a)												27,880
Details of Write-Ins												
3401. GUARANTY OF SHARE DEPOSITS IN CREDIT UNIONS												27,880
3402.												
3403.												
3498. Summary of remaining write-ins for Line 34 from overflow page												
3499. Totals (Lines 3401 through 3403 plus 3498) (Line 34 above)												27,880

19.0H

(a) Finance and service charges not included in Lines 1 to 35 \$

(b) For health business on indicated lines report: Number of persons insured under PPO managed care products and number of persons insured under indemnity only products .



**EXHIBIT OF PREMIUMS AND LOSSES
BUSINESS IN THE STATE OF PENNSYLVANIA DURING THE YEAR 2025**

NAIC Group Code: 0359

NAIC Company Code: 12700

Line of Business	Gross Premiums, Including Policy and Membership Fees, Less Return Premiums and Premiums on Policies not Taken		3	4	5	6	7	8	9	10	11	12
	1 Direct Premiums Written	2 Direct Premiums Earned	Dividends Paid or Credited to Policyholders on Direct Business	Direct Unearned Premium Reserves	Direct Losses Paid (deducting salvage)	Direct Losses Incurred	Direct Losses Unpaid	Direct Defense and Cost Containment Expense Paid	Direct Defense and Cost Containment Expense Incurred	Direct Defense and Cost Containment Expense Unpaid	Commissions and Brokerage Expenses	Taxes, Licenses and Fees
1. Fire												
2.1 Allied lines												
2.2 Multiple peril crop												
2.3 Federal flood												
2.4 Private crop												
2.5 Private flood												
3. Farmowners multiple peril												
4. Homeowners multiple peril												
5.1 Commercial multiple peril (non-liability portion)												
5.2 Commercial multiple peril (liability portion)												
6. Mortgage guaranty												
8. Ocean marine												
9.1 Inland marine												
9.2 Pet insurance plans												
10. Financial guaranty												
11.1 Medical professional liability – occurrence												
11.2 Medical professional liability – claims-made												
12. Earthquake												
13.1 Comprehensive (hospital and medical) ind (b)												
13.2 Comprehensive (hospital and medical) group (b)												
14. Credit A&H (group and individual)												
15.1 Vision only (b)												
15.2 Dental only (b)												
15.3 Disability income (b)												
15.4 Medicare supplement (b)												
15.5 Medicaid Title XIX (b)												
15.6 Medicare Title XVIII (b)												
15.7 Long-term care (b)												
15.8 Federal employees health benefits plan (b)												
15.9 Other health (b)												
16. Workers' compensation												
17.1 Other liability—occurrence												
17.2 Other liability—claims-made												
17.3 Excess workers' compensation												
18.1 Products liability – occurrence												
18.2 Products liability – claims-made												
19.1 Private passenger auto no-fault (personal injury protection)												
19.2 Other private passenger auto liability												
19.3 Commercial auto no-fault (personal injury protection)												
19.4 Other commercial auto liability												
21.1 Private passenger auto physical damage												
21.2 Commercial auto physical damage												
22. Aircraft (all perils)												
23. Fidelity												
24. Surety												
26. Burglary and theft												
27. Boiler and machinery												
28. Credit												
29. International												
30. Warranty												
31. Reins nonproportional assumed property	XXX	XXX	XXX	XXX	XXX	XXX	XXX	XXX	XXX	XXX	XXX	XXX
32. Reins nonproportional assumed liability	XXX	XXX	XXX	XXX	XXX	XXX	XXX	XXX	XXX	XXX	XXX	XXX
33. Reins nonproportional assumed financial lines	XXX	XXX	XXX	XXX	XXX	XXX	XXX	XXX	XXX	XXX	XXX	XXX
34. Aggregate write-ins for other lines of business												
35. TOTAL (a)												
Details of Write-Ins												
3401. GUARANTY OF SHARE DEPOSITS IN CREDIT UNIONS												
3402.												
3403.												
3498. Summary of remaining write-ins for Line 34 from overflow page												
3499. Totals (Lines 3401 through 3403 plus 3498) (Line 34 above)												

NONE

19 PA

(a) Finance and service charges not included in Lines 1 to 35 \$

(b) For health business on indicated lines report: Number of persons insured under PPO managed care products and number of persons insured under indemnity only products .



**EXHIBIT OF PREMIUMS AND LOSSES
BUSINESS IN THE STATE OF TENNESSEE DURING THE YEAR 2025**

NAIC Group Code: 0359

NAIC Company Code: 12700

Line of Business	Gross Premiums, Including Policy and Membership Fees, Less Return Premiums and Premiums on Policies not Taken		3	4	5	6	7	8	9	10	11	12
	1 Direct Premiums Written	2 Direct Premiums Earned	Dividends Paid or Credited to Policyholders on Direct Business	Direct Unearned Premium Reserves	Direct Losses Paid (deducting salvage)	Direct Losses Incurred	Direct Losses Unpaid	Direct Defense and Cost Containment Expense Paid	Direct Defense and Cost Containment Expense Incurred	Direct Defense and Cost Containment Expense Unpaid	Commissions and Brokerage Expenses	Taxes, Licenses and Fees
1. Fire												
2.1 Allied lines												
2.2 Multiple peril crop												
2.3 Federal flood												
2.4 Private crop												
2.5 Private flood												
3. Farmowners multiple peril												
4. Homeowners multiple peril												
5.1 Commercial multiple peril (non-liability portion)												
5.2 Commercial multiple peril (liability portion)												
6. Mortgage guaranty												
8. Ocean marine												
9.1 Inland marine												
9.2 Pet insurance plans												
10. Financial guaranty												
11.1 Medical professional liability – occurrence												
11.2 Medical professional liability – claims-made												
12. Earthquake												
13.1 Comprehensive (hospital and medical) ind (b)												
13.2 Comprehensive (hospital and medical) group (b)												
14. Credit A&H (group and individual)												
15.1 Vision only (b)												
15.2 Dental only (b)												
15.3 Disability income (b)												
15.4 Medicare supplement (b)												
15.5 Medicaid Title XIX (b)												
15.6 Medicare Title XVIII (b)												
15.7 Long-term care (b)												
15.8 Federal employees health benefits plan (b)												
15.9 Other health (b)												
16. Workers' compensation												
17.1 Other liability—occurrence												
17.2 Other liability—claims-made												
17.3 Excess workers' compensation												
18.1 Products liability – occurrence												
18.2 Products liability – claims-made												
19.1 Private passenger auto no-fault (personal injury protection)												
19.2 Other private passenger auto liability												
19.3 Commercial auto no-fault (personal injury protection)												
19.4 Other commercial auto liability												
21.1 Private passenger auto physical damage												
21.2 Commercial auto physical damage												
22. Aircraft (all perils)												
23. Fidelity												
24. Surety												
26. Burglary and theft												
27. Boiler and machinery												
28. Credit												
29. International												
30. Warranty												
31. Reins nonproportional assumed property	XXX	XXX	XXX	XXX	XXX	XXX	XXX	XXX	XXX	XXX	XXX	XXX
32. Reins nonproportional assumed liability	XXX	XXX	XXX	XXX	XXX	XXX	XXX	XXX	XXX	XXX	XXX	XXX
33. Reins nonproportional assumed financial lines	XXX	XXX	XXX	XXX	XXX	XXX	XXX	XXX	XXX	XXX	XXX	XXX
34. Aggregate write-ins for other lines of business												
35. TOTAL (a)												
Details of Write-Ins												
3401. GUARANTY OF SHARE DEPOSITS IN CREDIT UNIONS												
3402.												
3403.												
3498. Summary of remaining write-ins for Line 34 from overflow page												
3499. Totals (Lines 3401 through 3403 plus 3498) (Line 34 above)												

NONE

19.TN

(a) Finance and service charges not included in Lines 1 to 35 \$

(b) For health business on indicated lines report: Number of persons insured under PPO managed care products and number of persons insured under indemnity only products .



**EXHIBIT OF PREMIUMS AND LOSSES
BUSINESS IN THE STATE OF TEXAS DURING THE YEAR 2025**

NAIC Group Code: 0359

NAIC Company Code: 12700

Line of Business	Gross Premiums, Including Policy and Membership Fees, Less Return Premiums and Premiums on Policies not Taken		3	4	5	6	7	8	9	10	11	12
	1 Direct Premiums Written	2 Direct Premiums Earned	Dividends Paid or Credited to Policyholders on Direct Business	Direct Unearned Premium Reserves	Direct Losses Paid (deducting salvage)	Direct Losses Incurred	Direct Losses Unpaid	Direct Defense and Cost Containment Expense Paid	Direct Defense and Cost Containment Expense Incurred	Direct Defense and Cost Containment Expense Unpaid	Commissions and Brokerage Expenses	Taxes, Licenses and Fees
1. Fire												
2.1 Allied lines												
2.2 Multiple peril crop												
2.3 Federal flood												
2.4 Private crop												
2.5 Private flood												
3. Farmowners multiple peril												
4. Homeowners multiple peril												
5.1 Commercial multiple peril (non-liability portion)												
5.2 Commercial multiple peril (liability portion)												
6. Mortgage guaranty												
8. Ocean marine												
9.1 Inland marine												
9.2 Pet insurance plans												
10. Financial guaranty												
11.1 Medical professional liability – occurrence												
11.2 Medical professional liability – claims-made												
12. Earthquake												
13.1 Comprehensive (hospital and medical) ind (b)												
13.2 Comprehensive (hospital and medical) group (b)												
14. Credit A&H (group and individual)												
15.1 Vision only (b)												
15.2 Dental only (b)												
15.3 Disability income (b)												
15.4 Medicare supplement (b)												
15.5 Medicaid Title XIX (b)												
15.6 Medicare Title XVIII (b)												
15.7 Long-term care (b)												
15.8 Federal employees health benefits plan (b)												
15.9 Other health (b)												
16. Workers' compensation												
17.1 Other liability—occurrence												
17.2 Other liability—claims-made												
17.3 Excess workers' compensation												
18.1 Products liability – occurrence												
18.2 Products liability – claims-made												
19.1 Private passenger auto no-fault (personal injury protection)												
19.2 Other private passenger auto liability												
19.3 Commercial auto no-fault (personal injury protection)												
19.4 Other commercial auto liability												
21.1 Private passenger auto physical damage												
21.2 Commercial auto physical damage												
22. Aircraft (all perils)												
23. Fidelity												
24. Surety												
26. Burglary and theft												
27. Boiler and machinery												
28. Credit												
29. International												
30. Warranty												
31. Reins nonproportional assumed property	XXX	XXX	XXX	XXX	XXX	XXX	XXX	XXX	XXX	XXX	XXX	XXX
32. Reins nonproportional assumed liability	XXX	XXX	XXX	XXX	XXX	XXX	XXX	XXX	XXX	XXX	XXX	XXX
33. Reins nonproportional assumed financial lines	XXX	XXX	XXX	XXX	XXX	XXX	XXX	XXX	XXX	XXX	XXX	XXX
34. Aggregate write-ins for other lines of business												
35. TOTAL (a)												
Details of Write-Ins												
3401.												
3402.												
3403.												
3498. Summary of remaining write-ins for Line 34 from overflow page												
3499. Totals (Lines 3401 through 3403 plus 3498) (Line 34 above)												

NONE

19 TX

(a) Finance and service charges not included in Lines 1 to 35 \$
 (b) For health business on indicated lines report: Number of persons insured under PPO managed care products and number of persons insured under indemnity only products .



**EXHIBIT OF PREMIUMS AND LOSSES
BUSINESS IN THE STATE OF WEST VIRGINIA DURING THE YEAR 2025**

NAIC Group Code: 0359

NAIC Company Code: 12700

Line of Business	Gross Premiums, Including Policy and Membership Fees, Less Return Premiums and Premiums on Policies not Taken		3	4	5	6	7	8	9	10	11	12
	1 Direct Premiums Written	2 Direct Premiums Earned	Dividends Paid or Credited to Policyholders on Direct Business	Direct Unearned Premium Reserves	Direct Losses Paid (deducting salvage)	Direct Losses Incurred	Direct Losses Unpaid	Direct Defense and Cost Containment Expense Paid	Direct Defense and Cost Containment Expense Incurred	Direct Defense and Cost Containment Expense Unpaid	Commissions and Brokerage Expenses	Taxes, Licenses and Fees
1. Fire												
2.1 Allied lines												
2.2 Multiple peril crop												
2.3 Federal flood												
2.4 Private crop												
2.5 Private flood												
3. Farmowners multiple peril												
4. Homeowners multiple peril												
5.1 Commercial multiple peril (non-liability portion)												
5.2 Commercial multiple peril (liability portion)												
6. Mortgage guaranty												
8. Ocean marine												
9.1 Inland marine												
9.2 Pet insurance plans												
10. Financial guaranty												
11.1 Medical professional liability – occurrence												
11.2 Medical professional liability – claims-made												
12. Earthquake												
13.1 Comprehensive (hospital and medical) ind (b)												
13.2 Comprehensive (hospital and medical) group (b)												
14. Credit A&H (group and individual)												
15.1 Vision only (b)												
15.2 Dental only (b)												
15.3 Disability income (b)												
15.4 Medicare supplement (b)												
15.5 Medicaid Title XIX (b)												
15.6 Medicare Title XVIII (b)												
15.7 Long-term care (b)												
15.8 Federal employees health benefits plan (b)												
15.9 Other health (b)												
16. Workers' compensation												
17.1 Other liability—occurrence												
17.2 Other liability—claims-made												
17.3 Excess workers' compensation												
18.1 Products liability – occurrence												
18.2 Products liability – claims-made												
19.1 Private passenger auto no-fault (personal injury protection)												
19.2 Other private passenger auto liability												
19.3 Commercial auto no-fault (personal injury protection)												
19.4 Other commercial auto liability												
21.1 Private passenger auto physical damage												
21.2 Commercial auto physical damage												
22. Aircraft (all perils)												
23. Fidelity												
24. Surety												
26. Burglary and theft												
27. Boiler and machinery												
28. Credit												
29. International												
30. Warranty												
31. Reins nonproportional assumed property	XXX	XXX	XXX	XXX	XXX	XXX	XXX	XXX	XXX	XXX	XXX	XXX
32. Reins nonproportional assumed liability	XXX	XXX	XXX	XXX	XXX	XXX	XXX	XXX	XXX	XXX	XXX	XXX
33. Reins nonproportional assumed financial lines	XXX	XXX	XXX	XXX	XXX	XXX	XXX	XXX	XXX	XXX	XXX	XXX
34. Aggregate write-ins for other lines of business												90
35. TOTAL (a)												90
Details of Write-Ins												
3401. GUARANTY OF SHARE DEPOSITS IN CREDIT UNIONS												90
3402.												
3403.												
3498. Summary of remaining write-ins for Line 34 from overflow page												
3499. Totals (Lines 3401 through 3403 plus 3498) (Line 34 above)												90

19.WV

(a) Finance and service charges not included in Lines 1 to 35 \$
 (b) For health business on indicated lines report: Number of persons insured under PPO managed care products and number of persons insured under indemnity only products .



**EXHIBIT OF PREMIUMS AND LOSSES
OTHER BUSINESS DURING THE YEAR 2025**

NAIC Group Code: 0359

NAIC Company Code: 12700

Line of Business	Gross Premiums, Including Policy and Membership Fees, Less Return Premiums and Premiums on Policies not Taken		3	4	5	6	7	8	9	10	11	12
	1 Direct Premiums Written	2 Direct Premiums Earned	Dividends Paid or Credited to Policyholders on Direct Business	Direct Unearned Premium Reserves	Direct Losses Paid (deducting salvage)	Direct Losses Incurred	Direct Losses Unpaid	Direct Defense and Cost Containment Expense Paid	Direct Defense and Cost Containment Expense Incurred	Direct Defense and Cost Containment Expense Unpaid	Commissions and Brokerage Expenses	Taxes, Licenses and Fees
1. Fire												
2.1 Allied lines												
2.2 Multiple peril crop												
2.3 Federal flood												
2.4 Private crop												
2.5 Private flood												
3. Farmowners multiple peril												
4. Homeowners multiple peril												
5.1 Commercial multiple peril (non-liability portion)												
5.2 Commercial multiple peril (liability portion)												
6. Mortgage guaranty												
8. Ocean marine												
9.1 Inland marine												
9.2 Pet insurance plans												
10. Financial guaranty												
11.1 Medical professional liability – occurrence												
11.2 Medical professional liability – claims-made												
12. Earthquake												
13.1 Comprehensive (hospital and medical) ind (b)												
13.2 Comprehensive (hospital and medical) group (b)												
14. Credit A&H (group and individual)												
15.1 Vision only (b)												
15.2 Dental only (b)												
15.3 Disability income (b)												
15.4 Medicare supplement (b)												
15.5 Medicaid Title XIX (b)												
15.6 Medicare Title XVIII (b)												
15.7 Long-term care (b)												
15.8 Federal employees health benefits plan (b)												
15.9 Other health (b)												
16. Workers' compensation												
17.1 Other liability—occurrence												
17.2 Other liability—claims-made												
17.3 Excess workers' compensation												
18.1 Products liability – occurrence												
18.2 Products liability – claims-made												
19.1 Private passenger auto no-fault (personal injury protection)												
19.2 Other private passenger auto liability												
19.3 Commercial auto no-fault (personal injury protection)												
19.4 Other commercial auto liability												
21.1 Private passenger auto physical damage												
21.2 Commercial auto physical damage												
22. Aircraft (all perils)												
23. Fidelity												
24. Surety												
26. Burglary and theft												
27. Boiler and machinery												
28. Credit												
29. International												
30. Warranty												
31. Reins nonproportional assumed property	XXX	XXX	XXX	XXX	XXX	XXX	XXX	XXX	XXX	XXX	XXX	XXX
32. Reins nonproportional assumed liability	XXX	XXX	XXX	XXX	XXX	XXX	XXX	XXX	XXX	XXX	XXX	XXX
33. Reins nonproportional assumed financial lines	XXX	XXX	XXX	XXX	XXX	XXX	XXX	XXX	XXX	XXX	XXX	XXX
34. Aggregate write-ins for other lines of business						(1,500,000)	23,845,914					
35. TOTAL (a)						(1,500,000)	23,845,914					
Details of Write-Ins												
3401. GUARANTY OF SHARE DEPOSITS IN CREDIT UNIONS						(1,500,000)	23,845,914					
3402.												
3403.												
3498. Summary of remaining write-ins for Line 34 from overflow page												
3499. Totals (Lines 3401 through 3403 plus 3498) (Line 34 above)						(1,500,000)	23,845,914					

19.0T

(a) Finance and service charges not included in Lines 1 to 35 \$
 (b) For health business on indicated lines report: Number of persons insured under PPO managed care products and number of persons insured under indemnity only products .



EXHIBIT OF PREMIUMS AND LOSSES
GRAND TOTAL DURING THE YEAR 2025

NAIC Group Code: 0359

NAIC Company Code: 12700

Line of Business	Gross Premiums, Including Policy and Membership Fees, Less Return Premiums and Premiums on Policies not Taken		3 Dividends Paid or Credited to Policyholders on Direct Business	4 Direct Unearned Premium Reserves	5 Direct Losses Paid (deducting salvage)	6 Direct Losses Incurred	7 Direct Losses Unpaid	8 Direct Defense and Cost Containment Expense Paid	9 Direct Defense and Cost Containment Expense Incurred	10 Direct Defense and Cost Containment Expense Unpaid	11 Commissions and Brokerage Expenses	12 Taxes, Licenses and Fees
	1 Direct Premiums Written	2 Direct Premiums Earned										
1. Fire												
2.1 Allied lines												
2.2 Multiple peril crop												
2.3 Federal flood												
2.4 Private crop												
2.5 Private flood												
3. Farmowners multiple peril												
4. Homeowners multiple peril												
5.1 Commercial multiple peril (non-liability portion)												
5.2 Commercial multiple peril (liability portion)												
6. Mortgage guaranty												
8. Ocean marine												
9.1 Inland marine												
9.2 Pet insurance plans												
10. Financial guaranty												
11.1 Medical professional liability – occurrence												
11.2 Medical professional liability – claims-made												
12. Earthquake												
13.1 Comprehensive (hospital and medical) ind (b)												
13.2 Comprehensive (hospital and medical) group (b)												
14. Credit A&H (group and individual)												
15.1 Vision only (b)												
15.2 Dental only (b)												
15.3 Disability income (b)												
15.4 Medicare supplement (b)												
15.5 Medicaid Title XIX (b)												
15.6 Medicare Title XVIII (b)												
15.7 Long-term care (b)												
15.8 Federal employees health benefits plan (b)												
15.9 Other health (b)												
16. Workers' compensation												
17.1 Other liability—occurrence												
17.2 Other liability—claims-made												
17.3 Excess workers' compensation												
18.1 Products liability – occurrence												
18.2 Products liability – claims-made												
19.1 Private passenger auto no-fault (personal injury protection)												
19.2 Other private passenger auto liability												
19.3 Commercial auto no-fault (personal injury protection)												
19.4 Other commercial auto liability												
21.1 Private passenger auto physical damage												
21.2 Commercial auto physical damage												
22. Aircraft (all perils)												
23. Fidelity												
24. Surety												
26. Burglary and theft												
27. Boiler and machinery												
28. Credit												
29. International												
30. Warranty												
31. Reins nonproportional assumed property	XXX	XXX	XXX	XXX	XXX	XXX	XXX	XXX	XXX	XXX	XXX	XXX
32. Reins nonproportional assumed liability	XXX	XXX	XXX	XXX	XXX	XXX	XXX	XXX	XXX	XXX	XXX	XXX
33. Reins nonproportional assumed financial lines	XXX	XXX	XXX	XXX	XXX	XXX	XXX	XXX	XXX	XXX	XXX	XXX
34. Aggregate write-ins for other lines of business	533,156	533,156				(1,500,000)	23,845,914					43,738
35. TOTAL (a)	533,156	533,156				(1,500,000)	23,845,914					43,738
Details of Write-Ins												
3401. GUARANTY OF SHARE DEPOSITS IN CREDIT UNIONS	533,156	533,156				(1,500,000)	23,845,914					43,738
3402.												
3403.												
3498. Summary of remaining write-ins for Line 34 from overflow page												
3499. Totals (Lines 3401 through 3403 plus 3498) (Line 34 above)	533,156	533,156				(1,500,000)	23,845,914					43,738

19.GT

(a) Finance and service charges not included in Lines 1 to 35 \$

(b) For health business on indicated lines report: Number of persons insured under PPO managed care products and number of persons insured under indemnity only products .

(20) Schedule F - Part 1 (\$000's Omitted)

NONE

(21) Schedule F - Part 2

NONE

SCHEDULE F - PART 3

Ceded Reinsurance as of December 31, Current Year (\$000 Omitted)

1 ID Number	2 NAIC Company Code	3 Name of Reinsurer	4 Domiciliary Jurisdiction	5 Special Code	6 Reinsurance Premiums Ceded	Reinsurance Recoverable On									16 Amount in Dispute Included in Column 15	Reinsurance Payable		19 Net Amount Recoverable From Reinsurers Cols. 15- [17+18]	20 Funds Held by Company Under Reinsurance Treaties		
						7 Paid Losses	8 Paid LAE	9 Known Case Loss Reserves	10 Known Case LAE Reserves	11 IBNR Loss Reserves	12 IBNR LAE Reserves	13 Unearned Premiums	14 Contingent Commissions	15 Cols. 7 through 14 Totals		17 Ceded Balances Payable	18 Other Amounts Due to Reinsurers				
Total Authorized, Other Non-U.S. Insurers																					
AA-1460006	15635	Validus Reinsurance Ltd.	BMU		44																
1299999 - Total Authorized, Other Non-U.S. Insurers					44																
1499999 - Total Authorized Excluding Protected Cells					44																
5799999 - Total Authorized, Unauthorized, Reciprocal Jurisdiction and Certified Excluding Protected Cells					44																
9999999 - Totals					44																

SCHEDULE F - PART 3 (CONTINUED)

Ceded Reinsurance as of December 31, Current Year (\$000 Omitted)
(Credit Risk)

1	2	Collateral				25	26	27	Ceded Reinsurance Credit Risk								
		21	22	23	24				28	29	30	31	32	33	34	35	36
ID Number From Col. 1	Name of Reinsurer From Col. 3	Multiple Beneficiary Trusts	Letters of Credit	Issuing or Confirming Bank Reference Number	Single Beneficiary Trusts & Other Allowable Collateral	Total Funds Held, Payables & Collateral	Net Recoverable Net of Funds Held & Collateral	Applicable Sch. F Penalty (Col. 78)	Total Amount Recoverable From Reinsurers Less Penalty (Cols. 15 - 27)	Stressed Recoverable (Col. 28*120%)	Reinsurance Payable & Funds Held (Cols. 17+18+20; but not in excess of Col. 29)	Stressed Net Recoverable (Cols. 29 - 30)	Total Collateral (Cols. 21 + 22 + 24, not in Excess of Col. 31)	Stressed Net Recoverable Net of Collateral Offsets (Cols. 31 - 32)	Reinsurer Designation Equivalent	Credit Risk on Collateralized Recoverables (Col. 32 * Factor Applicable to Reinsurer Designation Equivalent in Col. 34)	Credit Risk on Un-collateralized Recoverables (Col. 33 * Factor Applicable to Reinsurer Designation Equivalent in Col. 34)
Total Authorized, Other Non-U.S. Insurers																	
AA-1460006	Validus Reinsurance Ltd.							-	-	-		-		-	3		-
1299999	- Total Authorized, Other Non-U.S. Insurers			XXX				-	-	-		-		-	XXX		-
1499999	- Total Authorized Excluding Protected Cells			XXX				-	-	-		-		-	XXX		-
5799999	- Total Authorized, Unauthorized, Reciprocal Jurisdiction and Certified Excluding Protected Cells			XXX				-	-	-		-		-	XXX		-
9999999	- Totals			XXX				-	-	-		-		-	XXX		-

SCHEDULE F - PART 3 (CONTINUED)

Ceded Reinsurance as of December 31, Current Year (\$000 Omitted)
(Aging of Ceded Reinsurance)

1	2	Reinsurance Recoverable on Paid Losses and Paid Loss Adjustment Expenses							44	45	46	47	48	49	50	51	52	53
		37	38	39	40	41	42	43										
ID Number From Col. 1	Name of Reinsurer From Col. 3	Current	Overdue 1 - 29 Days	Overdue 30 - 90 Days	Overdue 91 - 120 Days	Overdue Over 120 Days	Overdue Total Overdue Cols. 38 + 39 + 40 + 41	Total Due Cols. 37 + 42 (In total should equal Cols. 7 + 8)	Total Recoverable on Paid Losses & LAE Amounts in Dispute Included in Col. 43	Recoverable on Paid Losses & LAE Past Due Amounts in Dispute Included in Cols. 40 & 41	Total Recoverable on Paid Losses & LAE Amounts Not in Dispute (Cols 43 - 44)	Recoverable on Paid Losses & LAE Past Due Amounts Not in Dispute (Cols. 40 + 41 - 45)	Amounts Received Prior 90 Days	Percentage Overdue Col. 42/Col. 43	Percentage of Amounts More Than 90 Days Overdue Not in Dispute (Col. 47/[Cols. 46 + 48])	Percentage More Than 120 Days Overdue (Col. 41/Col. 43)	Is the Amount in Col. 50 Less Than 20%? (Yes or No)	Amounts in Col. 47 for Reinsurers with Values Less Than 20% in Col. 50
Total Authorized, Other Non-U.S. Insurers																		
AA-1460006	Validus Reinsurance Ltd.																YES	
1299999	- Total Authorized, Other Non-U.S. Insurers																XXX	
1499999	- Total Authorized Excluding Protected Cells																XXX	
5799999	- Total Authorized, Unauthorized, Reciprocal Jurisdiction and Certified Excluding Protected Cells																XXX	
9999999	- Totals																XXX	

SCHEDULE F - PART 3 (CONTINUED)

Ceded Reinsurance as of December 31, Current Year (\$000 Omitted)
(Provision for Reinsurance for Certified Reinsurers)

1	2	Provision for Certified Reinsurance													Complete if Col. 52 = "No"; Otherwise Enter 0			69
		54	55	56	57	58	59	60	61	62	63	64	65	66	67	68		
		Certified Reinsurer Rating (1 through 6)	Effective Date of Certified Reinsurer Rating	Percent Collateral Required for Full Credit (0% through 100%)	Catastrophe Recoverables Qualifying for Collateral Deferral	Net Recoverables Subject to Collateral Requirements for Full Credit (Col. 19 - Col. 57)	Dollar Amount of Collateral Required (Col. 56 * Col. 58)	Percent of Collateral Provided for Net Recoverables Subject to Collateral Requirements [(Col. 20 + Col. 21 + Col. 22 + Col.24) / Col. 58]	Percent Credit Allowed on Net Recoverables Subject to Collateral Requirements (Col. 60 / Col. 56, not to exceed 100%)	20% of Recoverable on Paid Losses & LAE Over 90 Days Past Due Amounts in Dispute (Col. 45 * 20%)	Amount of Credit Allowed for Net Recoverables (Col. 57 + [Col. 58 * Col. 61])	Provision for Reinsurance with Certified Reinsurers Due to Collateral Deficiency (Col. 19 - Col. 63)	20% of Recoverable on Paid Losses & LAE Over 90 Days Past Due Amounts Not in Dispute (Col. 47 * 20%)	Total Collateral Provided (Col. 20 + Col. 21 + Col. 22 + Col.24; not to Exceed Col. 63)	Net Unsecured Recoverable for Which Credit is Allowed (Col. 63 -Col. 66)	20% of Amount in Col. 67	Provision for Overdue Reinsurance Ceded to Certified Reinsurers (Greater of [Col. 62 + Col. 65] or Col.68; not to Exceed Col. 63)	
Total Authorized, Other Non-U.S. Insurers																		
AA-1460006	Validus Reinsurance Ltd.	XXX	XXX	XXX	XXX	XXX	XXX	XXX	XXX	XXX	XXX	XXX	XXX	XXX	XXX	XXX	XXX	
1299999 - Total Authorized, Other Non-U.S. Insurers		XXX	XXX	XXX	XXX	XXX	XXX	XXX	XXX	XXX	XXX	XXX	XXX	XXX	XXX	XXX	XXX	
1499999 - Total Authorized Excluding Protected Cells		XXX	XXX	XXX	XXX	XXX	XXX	XXX	XXX	XXX	XXX	XXX	XXX	XXX	XXX	XXX	XXX	
5799999 - Total Authorized, Unauthorized, Reciprocal Jurisdiction and Certified Excluding Protected Cells		XXX	XXX	XXX				XXX	XXX									
9999999 - Totals		XXX	XXX	XXX				XXX	XXX									

SCHEDULE F - PART 3 (CONTINUED)

Ceded Reinsurance as of December 31, Current Year (\$000 Omitted)
(Total Provision for Reinsurance)

1	2	70	Provision for Unauthorized Reinsurance		Provision for Overdue Authorized and Reciprocal Jurisdiction Reinsurance		Total Provision for Reinsurance				
			71	72	73	74	75	76	77	78	
ID Number From Col. 1	Name of Reinsurer From Col. 3	20% of Recoverable on Paid Losses & LAE Over 90 Days Past Due Amounts Not in Dispute (Col. 47 * 20%)	Provision for Reinsurance with Unauthorized Reinsurers Due to Collateral Deficiency (Col. 26)	Provision for Overdue Reinsurance from Unauthorized Reinsurers and Amounts in Dispute (Col. 70 + 20% of the Amount in Col. 16)	20% of Recoverable on Paid Losses & LAE Over 90 Days Past Due Amounts Not in Dispute + 20% of Amounts in Dispute ([Col. 47 * 20%] + [Col. 45 * 20%])	Complete if Col. 52 = "Yes"; Otherwise Enter 0 Greater of 20% of Net Recoverable Net of Funds Held & Collateral, or 20% of Recoverable on Paid Losses & LAE Over 90 Days Past Due (Greater of Col 26 * 20% or [Cols. 40 + 41] * 20%)	Complete if Col. 52 = "No"; Otherwise Enter 0	Provision for Amounts Ceded to Authorized and Reciprocal Jurisdiction Reinsurers (Cols. 73 + 74)	Provision for Amounts Ceded to Unauthorized Reinsurers (Cols. 71 + 72 Not in Excess of Col. 15)	Provision for Amounts Ceded to Certified Reinsurers (Cols. 64 + 69)	Total Provision for Reinsurance (Cols. 75 + 76 + 77)
Total Authorized, Other Non-U.S. Insurers											
AA-1460006	Validus Reinsurance Ltd.	-	XXX	XXX	-	-	-	-	XXX	XXX	-
1299999 - Total Authorized, Other Non-U.S. Insurers		-	XXX	XXX	-	-	-	-	XXX	XXX	-
1499999 - Total Authorized Excluding Protected Cells		-	XXX	XXX	-	-	-	-	XXX	XXX	-
5799999 - Total Authorized, Unauthorized, Reciprocal Jurisdiction and Certified Excluding Protected Cells		-			-	-	-	-			-
9999999 - Totals		-			-	-	-	-			-

(27) Schedule F - Part 4 - Issuing or Confirming Banks for Letters of Credit from Schedule F, Part 3 (\$000's Omitted)

NONE

(28) Schedule F - Part 5A (\$000's Omitted)

NONE

(28) Schedule F - Part 5B (\$000's Omitted)

NONE

SCHEDULE F - PART 6

Restatement of Balance Sheet to Identify Net Credit for Reinsurance

	1	2	3
	As Reported (Net of Ceded)	Restatement Adjustments	Restated (Gross of Ceded)
ASSETS (Page 2, Col. 3)			
1. Cash and invested assets (Line 12)	357,156,606		357,156,606
2. Premiums and considerations (Line 15)	131,910		131,910
3. Reinsurance recoverable on loss and loss adjustment expense payments (Line 16.1)			
4. Funds held by or deposited with reinsured companies (Line 16.2)			
5. Other assets	10,611,736		10,611,736
6. Net amount recoverable from reinsurers			
7. Protected cell assets (Line 27)			
8. Totals (Line 28)	367,900,252		367,900,252
LIABILITIES (Page 3)			
9. Losses and loss adjustment expenses (Lines 1 through 3)	23,885,914		23,885,914
10. Taxes, expenses, and other obligations (Lines 4 through 8)	4,124,337		4,124,337
11. Unearned premiums (Line 9)			
12. Advance premiums (Line 10)			
13. Dividends declared and unpaid (Line 11.1 and 11.2)			
14. Ceded reinsurance premiums payable (net of ceding commissions) (Line 12)			
15. Funds held by company under reinsurance treaties (Line 13)			
16. Amounts withheld or retained by company for account of others (Line 14)			
17. Provision for reinsurance (Line 16)			
18. Other liabilities	233,924		233,924
19. Total liabilities excluding protected cell business (Line 26)	28,244,175		28,244,175
20. Protected cell liabilities (Line 27)			
21. Surplus as regards policyholders (Line 37)	339,656,077	XXX	339,656,077
22. Totals (Line 38)	367,900,252		367,900,252

NOTE: Is the restatement of this exhibit the result of grossing up balances ceded to affiliates under 100 percent reinsurance or pooling arrangements? NO
If yes, give full explanation:

(30) Schedule H - Part 1

NONE

(30) Write-Ins for Line 11 - Deductions

NONE

(31) Schedule H - Part 2 - Reserves and Liabilities

NONE

(31) Schedule H - Part 3 - Test of Prior Year's Claim Reserves and Liabilities

NONE

(31) Schedule H - Part 4 - Reinsurance

NONE

(32) Schedule H - Part 5

NONE

(35) Schedule P - Part 1A - Columns 1 to 12 (\$000's Omitted)

NONE

(35) Schedule P - Part 1A - Columns 13 to 25 (\$000's Omitted)

NONE

(35) Schedule P - Part 1A - Columns 26 to 36 (\$000's Omitted)

NONE

(36) Schedule P - Part 1B - Columns 1 to 12 (\$000's Omitted)

NONE

(36) Schedule P - Part 1B - Columns 13 to 25 (\$000's Omitted)

NONE

(36) Schedule P - Part 1B - Columns 26 to 36 (\$000's Omitted)

NONE

(37) Schedule P - Part 1C - Columns 1 to 12 (\$000's Omitted)

NONE

(37) Schedule P - Part 1C - Columns 13 to 25 (\$000's Omitted)

NONE

(37) Schedule P - Part 1C - Columns 26 to 36 (\$000's Omitted)

NONE

(38) Schedule P - Part 1D - Columns 1 to 12 (\$000's Omitted)

NONE

(38) Schedule P - Part 1D - Columns 13 to 25 (\$000's Omitted)

NONE

(38) Schedule P - Part 1D - Columns 26 to 36 (\$000's Omitted)

NONE

(39) Schedule P - Part 1E - Columns 1 to 12 (\$000's Omitted)

NONE

(39) Schedule P - Part 1E - Columns 13 to 25 (\$000's Omitted)

NONE

(39) Schedule P - Part 1E - Columns 26 to 36 (\$000's Omitted)

NONE

(40) Schedule P - Part 1F - Section 1 - Columns 1 to 12 (\$000's Omitted)

NONE

(40) Schedule P - Part 1F - Section 1 - Columns 13 to 25 (\$000's Omitted)

NONE

(40) Schedule P - Part 1F - Section 1 - Columns 26 to 36 (\$000's Omitted)

NONE

(41) Schedule P - Part 1F - Section 2 - Columns 1 to 12 (\$000's Omitted)

NONE

(41) Schedule P - Part 1F - Section 2 - Columns 13 to 25 (\$000's Omitted)

NONE

(41) Schedule P - Part 1F - Section 2 - Columns 26 to 36 (\$000's Omitted)

NONE

(42) Schedule P - Part 1G - Columns 1 to 12 (\$000's Omitted)

NONE

(42) Schedule P - Part 1G - Columns 13 to 25 (\$000's Omitted)

NONE

(42) Schedule P - Part 1G - Columns 26 to 36 (\$000's Omitted)

NONE

(43) Schedule P - Part 1H - Section 1 - Columns 1 to 12 (\$000's Omitted)

NONE

(43) Schedule P - Part 1H - Section 1 - Columns 13 to 25 (\$000's Omitted)

NONE

(43) Schedule P - Part 1H - Section 1 - Columns 26 to 36 (\$000's Omitted)

NONE

(44) Schedule P - Part 1H - Section 2 - Columns 1 to 12 (\$000's Omitted)

NONE

(44) Schedule P - Part 1H - Section 2 - Columns 13 to 25 (\$000's Omitted)

NONE

(44) Schedule P - Part 1H - Section 2 - Columns 26 to 36 (\$000's Omitted)

NONE

(45) Schedule P - Part 1I - Columns 1 to 12 (\$000's Omitted)

NONE

(45) Schedule P - Part 1I - Columns 13 to 25 (\$000's Omitted)

NONE

(45) Schedule P - Part 1I - Columns 26 to 36 (\$000's Omitted)

NONE

(46) Schedule P - Part 1J - Columns 1 to 12 (\$000's Omitted)

NONE

(46) Schedule P - Part 1J - Columns 13 to 25 (\$000's Omitted)

NONE

(46) Schedule P - Part 1J - Columns 26 to 36 (\$000's Omitted)

NONE

(47) Schedule P - Part 1K - Columns 1 to 12 (\$000's Omitted)

NONE

(47) Schedule P - Part 1K - Columns 13 to 25 (\$000's Omitted)

NONE

(47) Schedule P - Part 1K - Columns 26 to 36 (\$000's Omitted)

NONE

SCHEDULE P - PART 1L - OTHER (INCLUDING CREDIT, ACCIDENT AND HEALTH)
 (\$000 OMITTED)

Years in Which Premiums Were Earned and Losses Were Incurred	Premiums Earned			Loss and Loss Expense Payments								12 Number of Claims Reported Direct and Assumed
	1 Direct and Assumed	2 Ceded	3 Net (Cols. 1-2)	Loss Payments		Defense and Cost Containment Payments		Adjusting and Other Payments		10 Salvage and Subrogation Received	11 Total Net Paid (Cols. 4-5+6-7+8-9)	
				4	5	6	7	8	9			
				Direct and Assumed	Ceded	Direct and Assumed	Ceded	Direct and Assumed	Ceded			
1. Prior	XXX	XXX	XXX									XXX
2. 2016	246	36	210									XXX
3. 2017	223	33	190									XXX
4. 2018	205	30	175									XXX
5. 2019	214	35	179									XXX
6. 2020	207	30	177									XXX
7. 2021	216	33	183									XXX
8. 2022	198	30	168									XXX
9. 2023	294	49	245									XXX
10. 2024	428	49	379									XXX
11. 2025	533	44	489									XXX
12. Totals	XXX	XXX	XXX									XXX

Years in Which Premiums Were Earned and Losses Were Incurred	Losses Unpaid				Defense and Cost Containment Unpaid				Adjusting and Other Unpaid		23 Salvage and Subrogation Anticipated	24 Total Net Losses and Expenses Unpaid	25 Number of Claims Outstanding Direct and Assumed
	Case Basis		Bulk + IBNR		Case Basis		Bulk + IBNR		21 Direct and Assumed	22 Ceded			
	13	14	15	16	17	18	19	20					
	Direct and Assumed	Ceded	Direct and Assumed	Ceded	Direct and Assumed	Ceded	Direct and Assumed	Ceded					
1. Prior													
2. 2016													
3. 2017													
4. 2018													
5. 2019													
6. 2020											10		
7. 2021											386		
8. 2022											850		
9. 2023			2,385								1,154	2,385	
10. 2024			7,154								1,190	7,154	
11. 2025			14,308						40		1,410	14,348	
12. Totals			23,846						40		5,000	23,886	

Years in Which Premiums Were Earned and Losses Were Incurred	Total Losses and Loss Expenses Incurred			Loss and Loss Expense Percentage (Incurred/Premiums Earned)			Nontabular Discount		34 Inter-Company Pooling Participation Percentage	Net Balance Sheet Reserves After Discount	
	26 Direct and Assumed	27 Ceded	28 Net	29 Direct and Assumed	30 Ceded	31 Net	32 Loss	33 Loss Expense		35 Losses Unpaid	36 Loss Expenses Unpaid
1. Prior	XXX	XXX	XXX	XXX	XXX	XXX			XXX		
2. 2016											
3. 2017											
4. 2018											
5. 2019											
6. 2020											
7. 2021											
8. 2022											
9. 2023	2,385		2,385	811.085		973.302				2,385	
10. 2024	7,154		7,154	1,671.443		1,886.196				7,154	
11. 2025	14,348		14,348	2,691.055		2,931.829				14,308	
12. Totals	XXX	XXX	XXX	XXX	XXX	XXX			XXX	23,846	

(49) Schedule P - Part 1M - Columns 1 to 12 (\$000's Omitted)

NONE

(49) Schedule P - Part 1M - Columns 13 to 25 (\$000's Omitted)

NONE

(49) Schedule P - Part 1M - Columns 26 to 36 (\$000's Omitted)

NONE

(50) Schedule P - Part 1N - Columns 1 to 12 (\$000's Omitted)

NONE

(50) Schedule P - Part 1N - Columns 13 to 25 (\$000's Omitted)

NONE

(50) Schedule P - Part 1N - Columns 26 to 36 (\$000's Omitted)

NONE

(51) Schedule P - Part 1O - Columns 1 to 12 (\$000's Omitted)

NONE

(51) Schedule P - Part 1O - Columns 13 to 25 (\$000's Omitted)

NONE

(51) Schedule P - Part 1O - Columns 26 to 36 (\$000's Omitted)

NONE

(52) Schedule P - Part 1P - Columns 1 to 12 (\$000's Omitted)

NONE

(52) Schedule P - Part 1P - Columns 13 to 25 (\$000's Omitted)

NONE

(52) Schedule P - Part 1P - Columns 26 to 36 (\$000's Omitted)

NONE

(53) Schedule P - Part 1R - Section 1 - Columns 1 to 12 (\$000's Omitted)

NONE

(53) Schedule P - Part 1R - Section 1 - Columns 13 to 25 (\$000's Omitted)

NONE

(53) Schedule P - Part 1R - Section 1 - Columns 26 to 36 (\$000's Omitted)

NONE

(54) Schedule P - Part 1R - Section 2 - Columns 1 to 12 (\$000's Omitted)

NONE

(54) Schedule P - Part 1R - Section 2 - Columns 13 to 25 (\$000's Omitted)

NONE

(54) Schedule P - Part 1R - Section 2 - Columns 26 to 36 (\$000's Omitted)

NONE

(55) Schedule P - Part 1S - Columns 1 to 12 (\$000's Omitted)

NONE

(55) Schedule P - Part 1S - Columns 13 to 25 (\$000's Omitted)

NONE

(55) Schedule P - Part 1S - Columns 26 to 36 (\$000's Omitted)

NONE

(56) Schedule P - Part 1T - Columns 1 to 12 (\$000's Omitted)

NONE

(56) Schedule P - Part 1T - Columns 13 to 25 (\$000's Omitted)

NONE

(56) Schedule P - Part 1T - Columns 26 to 36 (\$000's Omitted)

NONE

(57) Schedule P - Part 1U - Columns 1 to 12 (\$000's Omitted)

NONE

(57) Schedule P - Part 1U - Columns 13 to 25 (\$000's Omitted)

NONE

(57) Schedule P - Part 1U - Columns 26 to 36 (\$000's Omitted)

NONE

(58) Schedule P - Part 2A - Homeowners/Farmowners (\$000's Omitted)

NONE

(58) Schedule P - Part 2B - Private Passenger Auto Liability/Medical (\$000's Omitted)

NONE

(58) Schedule P - Part 2C - Commercial Auto/Truck Liability/Medical (\$000's Omitted)

NONE

(58) Schedule P - Part 2D - Workers' Compensation (Excluding Excess Workers' Compensation) (\$000's Omitted)

NONE

(58) Schedule P - Part 2E - Commercial Multiple Peril (\$000's Omitted)

NONE

(59) Schedule P - Part 2F - Section 1 - Medical Professional Liability - Occurrence (\$000's Omitted)

NONE

(59) Schedule P - Part 2F - Section 2 - Medical Professional Liability - Claims-Made (\$000's Omitted)

NONE

(59) Schedule P - Part 2G - Special Liability (Ocean Marine, Aircraft (All Perils), Boiler and Machinery) (\$000's Omitted)

NONE

(59) Schedule P - Part 2H - Section 1 - Other Liability - Occurrence (\$000's Omitted)

NONE

(59) Schedule P - Part 2H - Section 2 - Other Liability - Claims-Made (\$000's Omitted)

NONE

SCHEDULE P - PART 2I - SPECIAL PROPERTY (FIRE, ALLIED LINES, INLAND MARINE, EARTHQUAKE, BURGLARY AND THEFT)

Years in Which Losses Were Incurred	INCURRED NET LOSSES AND DEFENSE AND COST CONTAINMENT EXPENSES REPORTED AT YEAR-END (\$000 OMITTED)										DEVELOPMENT	
	1 2016	2 2017	3 2018	4 2019	5 2020	6 2021	7 2022	8 2023	9 2024	10 2025	11 One Year	12 Two Year
1. Prior												
2. 2016												
3. 2017	XXX											
4. 2018	XXX	XXX										
5. 2019	XXX	XXX	XXX									
6. 2020	XXX	XXX	XXX	XXX								
7. 2021	XXX	XXX	XXX	XXX	XXX							
8. 2022	XXX	XXX	XXX	XXX	XXX	XXX						
9. 2023	XXX	XXX	XXX	XXX	XXX	XXX	XXX					
10. 2024	XXX	XXX	XXX	XXX	XXX	XXX	XXX	XXX				XXX
11. 2025	XXX	XXX	XXX	XXX	XXX	XXX	XXX	XXX	XXX		XXX	XXX
12. Totals	XXX	XXX	XXX	XXX	XXX	XXX	XXX	XXX	XXX	XXX		

NONE

SCHEDULE P - PART 2J - AUTO PHYSICAL DAMAGE

Years in Which Losses Were Incurred	INCURRED NET LOSSES AND DEFENSE AND COST CONTAINMENT EXPENSES REPORTED AT YEAR-END (\$000 OMITTED)										DEVELOPMENT	
	1 2016	2 2017	3 2018	4 2019	5 2020	6 2021	7 2022	8 2023	9 2024	10 2025	11 One Year	12 Two Year
1. Prior												
2. 2016												
3. 2017	XXX											
4. 2018	XXX	XXX										
5. 2019	XXX	XXX	XXX									
6. 2020	XXX	XXX	XXX	XXX								
7. 2021	XXX	XXX	XXX	XXX	XXX							
8. 2022	XXX	XXX	XXX	XXX	XXX	XXX						
9. 2023	XXX	XXX	XXX	XXX	XXX	XXX	XXX					
10. 2024	XXX	XXX	XXX	XXX	XXX	XXX	XXX	XXX				XXX
11. 2025	XXX	XXX	XXX	XXX	XXX	XXX	XXX	XXX	XXX		XXX	XXX
12. Totals	XXX	XXX	XXX	XXX	XXX	XXX	XXX	XXX	XXX	XXX		

NONE

SCHEDULE P - PART 2K - FIDELITY/SURETY

Years in Which Losses Were Incurred	INCURRED NET LOSSES AND DEFENSE AND COST CONTAINMENT EXPENSES REPORTED AT YEAR-END (\$000 OMITTED)										DEVELOPMENT	
	1 2016	2 2017	3 2018	4 2019	5 2020	6 2021	7 2022	8 2023	9 2024	10 2025	11 One Year	12 Two Year
1. Prior												
2. 2016												
3. 2017	XXX											
4. 2018	XXX	XXX										
5. 2019	XXX	XXX	XXX									
6. 2020	XXX	XXX	XXX	XXX								
7. 2021	XXX	XXX	XXX	XXX	XXX							
8. 2022	XXX	XXX	XXX	XXX	XXX	XXX						
9. 2023	XXX	XXX	XXX	XXX	XXX	XXX	XXX					
10. 2024	XXX	XXX	XXX	XXX	XXX	XXX	XXX	XXX				XXX
11. 2025	XXX	XXX	XXX	XXX	XXX	XXX	XXX	XXX	XXX		XXX	XXX
12. Totals	XXX	XXX	XXX	XXX	XXX	XXX	XXX	XXX	XXX	XXX		

NONE

SCHEDULE P - PART 2L - OTHER (INCLUDING CREDIT, ACCIDENT AND HEALTH)

Years in Which Losses Were Incurred	INCURRED NET LOSSES AND DEFENSE AND COST CONTAINMENT EXPENSES REPORTED AT YEAR-END (\$000 OMITTED)										DEVELOPMENT	
	1 2016	2 2017	3 2018	4 2019	5 2020	6 2021	7 2022	8 2023	9 2024	10 2025	11 One Year	12 Two Year
1. Prior	10,580	5,723	3,998	3,983	3,971	3,971	3,971	3,971	3,951	3,951	-	(20)
2. 2016	9,239	4,882	1,445	-	-	-	-	-	-	-	-	-
3. 2017	XXX	9,765	4,336	1,559	-	-	-	-	-	-	-	-
4. 2018	XXX	XXX	8,673	4,678	1,755	-	-	-	-	-	-	-
5. 2019	XXX	XXX	XXX	9,357	5,264	1,944	-	-	-	-	-	-
6. 2020	XXX	XXX	XXX	XXX	10,527	5,834	2,134	-	-	-	-	-
7. 2021	XXX	XXX	XXX	XXX	XXX	11,668	6,404	2,335	-	-	-	(2,335)
8. 2022	XXX	XXX	XXX	XXX	XXX	XXX	12,807	7,004	2,535	-	(2,535)	(7,004)
9. 2023	XXX	XXX	XXX	XXX	XXX	XXX	XXX	14,008	7,604	2,385	(5,219)	(11,623)
10. 2024	XXX	XXX	XXX	XXX	XXX	XXX	XXX	XXX	15,208	7,154	(8,054)	XXX
11. 2025	XXX	XXX	XXX	XXX	XXX	XXX	XXX	XXX	XXX	14,308	XXX	XXX
12. Totals	XXX	XXX	XXX	XXX	XXX	XXX	XXX	XXX	XXX	XXX	(15,808)	(20,982)

SCHEDULE P - PART 2M - INTERNATIONAL

Years in Which Losses Were Incurred	INCURRED NET LOSSES AND DEFENSE AND COST CONTAINMENT EXPENSES REPORTED AT YEAR-END (\$000 OMITTED)										DEVELOPMENT	
	1 2016	2 2017	3 2018	4 2019	5 2020	6 2021	7 2022	8 2023	9 2024	10 2025	11 One Year	12 Two Year
1. Prior												
2. 2016												
3. 2017	XXX											
4. 2018	XXX	XXX										
5. 2019	XXX	XXX	XXX									
6. 2020	XXX	XXX	XXX	XXX								
7. 2021	XXX	XXX	XXX	XXX	XXX							
8. 2022	XXX	XXX	XXX	XXX	XXX	XXX						
9. 2023	XXX	XXX	XXX	XXX	XXX	XXX	XXX					
10. 2024	XXX	XXX	XXX	XXX	XXX	XXX	XXX	XXX				XXX
11. 2025	XXX	XXX	XXX	XXX	XXX	XXX	XXX	XXX	XXX		XXX	XXX
12. Totals	XXX	XXX	XXX	XXX	XXX	XXX	XXX	XXX	XXX	XXX		

NONE

(61) Schedule P - Part 2N - Reinsurance - Non Proportional Assumed Property (\$000's Omitted)

NONE

(61) Schedule P - Part 2O - Reinsurance - Non Proportional Assumed Liability (\$000's Omitted)

NONE

(61) Schedule P - Part 2P - Reinsurance - Non Proportional Assumed Financial Lines (\$000's Omitted)

NONE

(62) Schedule P - Part 2R - Section 1 - Products Liability - Occurrence (\$000's Omitted)

NONE

(62) Schedule P - Part 2R - Section 2 - Products Liability - Claims-Made (\$000's Omitted)

NONE

(62) Schedule P - Part 2S - Financial Guaranty/Mortgage Guaranty (\$000's Omitted)

NONE

(62) Schedule P - Part 2T - Warranty (\$000's Omitted)

NONE

(62) Schedule P - Part 2U - Pet Insurance Plans (\$000's Omitted)

NONE

(63) Schedule P - Part 3A - Homeowners/Farmowners (\$000's Omitted)

NONE

(63) Schedule P - Part 3B - Private Passenger Auto Liability/Medical (\$000's Omitted)

NONE

(63) Schedule P - Part 3C - Commercial Auto/Truck Liability/Medical (\$000's Omitted)

NONE

(63) Schedule P - Part 3D - Workers' Compensation (Excluding Excess Workers' Compensation) (\$000's Omitted)

NONE

(63) Schedule P - Part 3E - Commercial Multiple Peril (\$000's Omitted)

NONE

(64) Schedule P - Part 3F - Section 1 - Medical Professional Liability - Occurrence (\$000's Omitted)

NONE

(64) Schedule P - Part 3F - Section 2 - Medical Professional Liability - Claims-Made (\$000's Omitted)

NONE

(64) Schedule P - Part 3G - Special Liability (Ocean Marine, Aircraft (All Perils), Boiler and Machinery) (\$000's Omitted)

NONE

(64) Schedule P - Part 3H - Section 1 - Other Liability - Occurrence (\$000's Omitted)

NONE

(64) Schedule P - Part 3H - Section 2 - Other Liability - Claims-Made (\$000's Omitted)

NONE

SCHEDULE P - PART 3I - SPECIAL PROPERTY (FIRE, ALLIED LINES, INLAND MARINE, EARTHQUAKE, BURGLARY AND THEFT)

Years in Which Losses Were Incurred	CUMULATIVE PAID NET LOSSES AND DEFENSE AND COST CONTAINMENT EXPENSES REPORTED AT YEAR-END (\$000 OMITTED)										11	12
	1	2	3	4	5	6	7	8	9	10	Number of Claims Closed With Loss Payment	Number of Claims Closed Without Loss Payment
	2016	2017	2018	2019	2020	2021	2022	2023	2024	2025		
1. Prior	XXX										XXX	XXX
2. 2016											XXX	XXX
3. 2017	XXX										XXX	XXX
4. 2018	XXX	XXX									XXX	XXX
5. 2019	XXX	XXX	XXX								XXX	XXX
6. 2020	XXX	XXX	XXX	XXX							XXX	XXX
7. 2021	XXX	XXX	XXX	XXX	XXX						XXX	XXX
8. 2022	XXX	XXX	XXX	XXX	XXX	XXX					XXX	XXX
9. 2023	XXX	XXX	XXX	XXX	XXX	XXX	XXX				XXX	XXX
10. 2024	XXX	XXX	XXX	XXX	XXX	XXX	XXX	XXX			XXX	XXX
11. 2025	XXX	XXX	XXX	XXX	XXX	XXX	XXX	XXX	XXX	XXX	XXX	XXX

SCHEDULE P - PART 3J - AUTO PHYSICAL DAMAGE

Years in Which Losses Were Incurred	CUMULATIVE PAID NET LOSSES AND DEFENSE AND COST CONTAINMENT EXPENSES REPORTED AT YEAR-END (\$000 OMITTED)										11	12
	1	2	3	4	5	6	7	8	9	10	Number of Claims Closed With Loss Payment	Number of Claims Closed Without Loss Payment
	2016	2017	2018	2019	2020	2021	2022	2023	2024	2025		
1. Prior	XXX											
2. 2016												
3. 2017	XXX											
4. 2018	XXX	XXX										
5. 2019	XXX	XXX	XXX									
6. 2020	XXX	XXX	XXX	XXX								
7. 2021	XXX	XXX	XXX	XXX	XXX							
8. 2022	XXX	XXX	XXX	XXX	XXX	XXX						
9. 2023	XXX	XXX	XXX	XXX	XXX	XXX	XXX					
10. 2024	XXX	XXX	XXX	XXX	XXX	XXX	XXX	XXX				
11. 2025	XXX	XXX	XXX	XXX	XXX	XXX	XXX	XXX	XXX	XXX		

SCHEDULE P - PART 3K - FIDELITY/SURETY

Years in Which Losses Were Incurred	CUMULATIVE PAID NET LOSSES AND DEFENSE AND COST CONTAINMENT EXPENSES REPORTED AT YEAR-END (\$000 OMITTED)										11	12
	1	2	3	4	5	6	7	8	9	10	Number of Claims Closed With Loss Payment	Number of Claims Closed Without Loss Payment
	2016	2017	2018	2019	2020	2021	2022	2023	2024	2025		
1. Prior	XXX										XXX	XXX
2. 2016											XXX	XXX
3. 2017	XXX										XXX	XXX
4. 2018	XXX	XXX									XXX	XXX
5. 2019	XXX	XXX	XXX								XXX	XXX
6. 2020	XXX	XXX	XXX	XXX							XXX	XXX
7. 2021	XXX	XXX	XXX	XXX	XXX						XXX	XXX
8. 2022	XXX	XXX	XXX	XXX	XXX	XXX					XXX	XXX
9. 2023	XXX	XXX	XXX	XXX	XXX	XXX	XXX				XXX	XXX
10. 2024	XXX	XXX	XXX	XXX	XXX	XXX	XXX	XXX			XXX	XXX
11. 2025	XXX	XXX	XXX	XXX	XXX	XXX	XXX	XXX	XXX	XXX	XXX	XXX

SCHEDULE P - PART 3L - OTHER (INCLUDING CREDIT, ACCIDENT AND HEALTH)

Years in Which Losses Were Incurred	CUMULATIVE PAID NET LOSSES AND DEFENSE AND COST CONTAINMENT EXPENSES REPORTED AT YEAR-END (\$000 OMITTED)										11	12
	1	2	3	4	5	6	7	8	9	10	Number of Claims Closed With Loss Payment	Number of Claims Closed Without Loss Payment
	2016	2017	2018	2019	2020	2021	2022	2023	2024	2025		
1. Prior	XXX										XXX	XXX
2. 2016		3,775	3,978	3,963	3,951	3,951	3,951	3,951	3,951	3,951	XXX	XXX
3. 2017	XXX										XXX	XXX
4. 2018	XXX	XXX									XXX	XXX
5. 2019	XXX	XXX	XXX								XXX	XXX
6. 2020	XXX	XXX	XXX	XXX							XXX	XXX
7. 2021	XXX	XXX	XXX	XXX	XXX						XXX	XXX
8. 2022	XXX	XXX	XXX	XXX	XXX	XXX					XXX	XXX
9. 2023	XXX	XXX	XXX	XXX	XXX	XXX	XXX				XXX	XXX
10. 2024	XXX	XXX	XXX	XXX	XXX	XXX	XXX	XXX			XXX	XXX
11. 2025	XXX	XXX	XXX	XXX	XXX	XXX	XXX	XXX	XXX	XXX	XXX	XXX

SCHEDULE P - PART 3M - INTERNATIONAL

Years in Which Losses Were Incurred	CUMULATIVE PAID NET LOSSES AND DEFENSE AND COST CONTAINMENT EXPENSES REPORTED AT YEAR-END (\$000 OMITTED)										11	12
	1	2	3	4	5	6	7	8	9	10	Number of Claims Closed With Loss Payment	Number of Claims Closed Without Loss Payment
	2016	2017	2018	2019	2020	2021	2022	2023	2024	2025		
1. Prior	XXX										XXX	XXX
2. 2016											XXX	XXX
3. 2017	XXX										XXX	XXX
4. 2018	XXX	XXX									XXX	XXX
5. 2019	XXX	XXX	XXX								XXX	XXX
6. 2020	XXX	XXX	XXX	XXX							XXX	XXX
7. 2021	XXX	XXX	XXX	XXX	XXX						XXX	XXX
8. 2022	XXX	XXX	XXX	XXX	XXX	XXX					XXX	XXX
9. 2023	XXX	XXX	XXX	XXX	XXX	XXX	XXX				XXX	XXX
10. 2024	XXX	XXX	XXX	XXX	XXX	XXX	XXX	XXX			XXX	XXX
11. 2025	XXX	XXX	XXX	XXX	XXX	XXX	XXX	XXX	XXX	XXX	XXX	XXX

(66) Schedule P - Part 3N - Reinsurance - Non Proportional Assumed Property (\$000's Omitted)

NONE

(66) Schedule P - Part 3O - Reinsurance - Non Proportional Assumed Liability (\$000's Omitted)

NONE

(66) Schedule P - Part 3P - Reinsurance - Non Proportional Assumed Financial Lines (\$000's Omitted)

NONE

(67) Schedule P - Part 3R - Section 1 - Products Liability - Occurrence (\$000's Omitted)

NONE

(67) Schedule P - Part 3R - Section 2 - Products Liability - Claims-Made (\$000's Omitted)

NONE

(67) Schedule P - Part 3S - Financial Guaranty/Mortgage Guaranty (\$000's Omitted)

NONE

(67) Schedule P - Part 3T - Warranty (\$000's Omitted)

NONE

(67) Schedule P - Part 3U - Pet Insurance Plans (\$000's Omitted)

NONE

(68) Schedule P - Part 4A - Homeowners/Farmowners (\$000's Omitted)

NONE

(68) Schedule P - Part 4B - Private Passenger Auto Liability/Medical (\$000's Omitted)

NONE

(68) Schedule P - Part 4C - Commercial Auto/Truck Liability/Medical (\$000's Omitted)

NONE

(68) Schedule P - Part 4D - Workers' Compensation (Excluding Excess Workers' Compensation) (\$000's Omitted)

NONE

(68) Schedule P - Part 4E - Commercial Multiple Peril (\$000's Omitted)

NONE

(69) Schedule P - Part 4F - Section 1 - Medical Professional Liability - Occurrence (\$000's Omitted)

NONE

(69) Schedule P - Part 4F - Section 2 - Medical Professional Liability - Claims-Made (\$000's Omitted)

NONE

(69) Schedule P - Part 4G - Special Liability (Ocean Marine, Aircraft (All Perils), Boiler and Machinery) (\$000's Omitted)

NONE

(69) Schedule P - Part 4H - Section 1 - Other Liability - Occurrence (\$000's Omitted)

NONE

(69) Schedule P - Part 4H - Section 2 - Other Liability - Claims-Made (\$000's Omitted)

NONE

SCHEDULE P - PART 4I - SPECIAL PROPERTY (FIRE, ALLIED LINES, INLAND MARINE, EARTHQUAKE, BURGLARY AND THEFT)

Years in Which Losses Were Incurred		BULK AND IBNR RESERVES ON NET LOSSES AND DEFENSE AND COST CONTAINMENT EXPENSES REPORTED AT YEAR-END (\$000 OMITTED)									
		1 2016	2 2017	3 2018	4 2019	5 2020	6 2021	7 2022	8 2023	9 2024	10 2025
1.	Prior.....										
2.	2016.....										
3.	2017.....	XXX									
4.	2018.....	XXX	XXX								
5.	2019.....	XXX	XXX	XXX							
6.	2020.....	XXX	XXX	XXX	XX						
7.	2021.....	XXX	XXX	XXX	XX						
8.	2022.....	XXX	XXX	XXX	XXX	XXX					
9.	2023.....	XXX	XXX	XXX	XXX	XXX	XXX				
10.	2024.....	XXX	XXX	XXX	XXX	XXX	XXX	XXX			
11.	2025.....	XXX	XXX	XXX	XXX	XXX	XXX	XXX	XXX	XXX	

NONE

SCHEDULE P - PART 4J - AUTO PHYSICAL DAMAGE

Years in Which Losses Were Incurred		BULK AND IBNR RESERVES ON NET LOSSES AND DEFENSE AND COST CONTAINMENT EXPENSES REPORTED AT YEAR-END (\$000 OMITTED)									
		1 2016	2 2017	3 2018	4 2019	5 2020	6 2021	7 2022	8 2023	9 2024	10 2025
1.	Prior.....										
2.	2016.....										
3.	2017.....	XXX									
4.	2018.....	XXX	XXX								
5.	2019.....	XXX	XXX	XXX							
6.	2020.....	XXX	XXX	XXX	XX						
7.	2021.....	XXX	XXX	XXX	XX						
8.	2022.....	XXX	XXX	XXX	XXX	XXX	XXX				
9.	2023.....	XXX	XXX	XXX	XXX	XXX	XXX	XXX			
10.	2024.....	XXX	XXX	XXX	XXX	XXX	XXX	XXX	XXX		
11.	2025.....	XXX	XXX	XXX	XXX	XXX	XXX	XXX	XXX	XXX	

NONE

SCHEDULE P - PART 4K - FIDELITY/SURETY

Years in Which Losses Were Incurred		BULK AND IBNR RESERVES ON NET LOSSES AND DEFENSE AND COST CONTAINMENT EXPENSES REPORTED AT YEAR-END (\$000 OMITTED)									
		1 2016	2 2017	3 2018	4 2019	5 2020	6 2021	7 2022	8 2023	9 2024	10 2025
1.	Prior.....										
2.	2016.....										
3.	2017.....	XXX									
4.	2018.....	XXX	XXX								
5.	2019.....	XXX	XXX	XXX							
6.	2020.....	XXX	XXX	XXX	XX						
7.	2021.....	XXX	XXX	XXX	XX						
8.	2022.....	XXX	XXX	XXX	XXX	XXX	XXX				
9.	2023.....	XXX	XXX	XXX	XXX	XXX	XXX	XXX			
10.	2024.....	XXX	XXX	XXX	XXX	XXX	XXX	XXX	XXX		
11.	2025.....	XXX	XXX	XXX	XXX	XXX	XXX	XXX	XXX	XXX	

NONE

SCHEDULE P - PART 4L - OTHER (INCLUDING CREDIT, ACCIDENT AND HEALTH)

Years in Which Losses Were Incurred		BULK AND IBNR RESERVES ON NET LOSSES AND DEFENSE AND COST CONTAINMENT EXPENSES REPORTED AT YEAR-END (\$000 OMITTED)									
		1 2016	2 2017	3 2018	4 2019	5 2020	6 2021	7 2022	8 2023	9 2024	10 2025
1.	Prior.....	6,160	1,628								
2.	2016.....	9,293	4,882	1,445							
3.	2017.....	XXX	9,765	4,336	1,559						
4.	2018.....	XXX	XXX	8,673	4,678	1,755					
5.	2019.....	XXX	XXX	XXX	9,357	5,264	1,944				
6.	2020.....	XXX	XXX	XXX	XXX	10,527	5,834	2,134			
7.	2021.....	XXX	XXX	XXX	XXX	XXX	11,668	6,404	2,335		
8.	2022.....	XXX	XXX	XXX	XXX	XXX	XXX	12,807	7,004	2,535	
9.	2023.....	XXX	XXX	XXX	XXX	XXX	XXX	XXX	14,008	7,604	2,385
10.	2024.....	XXX	XXX	XXX	XXX	XXX	XXX	XXX	XXX	15,208	7,154
11.	2025.....	XXX	XXX	XXX	XXX	XXX	XXX	XXX	XXX	XXX	14,308

SCHEDULE P - PART 4M - INTERNATIONAL

Years in Which Losses Were Incurred		BULK AND IBNR RESERVES ON NET LOSSES AND DEFENSE AND COST CONTAINMENT EXPENSES REPORTED AT YEAR-END (\$000 OMITTED)									
		1 2016	2 2017	3 2018	4 2019	5 2020	6 2021	7 2022	8 2023	9 2024	10 2025
1.	Prior.....										
2.	2016.....										
3.	2017.....	XXX									
4.	2018.....	XXX	XXX								
5.	2019.....	XXX	XXX	XXX							
6.	2020.....	XXX	XXX	XXX	XX						
7.	2021.....	XXX	XXX	XXX	XX						
8.	2022.....	XXX	XXX	XXX	XXX	XXX	XXX				
9.	2023.....	XXX	XXX	XXX	XXX	XXX	XXX	XXX			
10.	2024.....	XXX	XXX	XXX	XXX	XXX	XXX	XXX	XXX		
11.	2025.....	XXX	XXX	XXX	XXX	XXX	XXX	XXX	XXX	XXX	

NONE

(71) Schedule P - Part 4N - Reinsurance - Non Proportional Assumed Property (\$000's Omitted)

NONE

(71) Schedule P - Part 4O - Reinsurance - Non Proportional Assumed Liability (\$000's Omitted)

NONE

(71) Schedule P - Part 4P - Reinsurance - Non Proportional Assumed Financial Lines (\$000's Omitted)

NONE

(72) Schedule P - Part 4R - Section 1 - Products Liability - Occurrence (\$000's Omitted)

NONE

(72) Schedule P - Part 4R - Section 2 - Products Liability - Claims-Made (\$000's Omitted)

NONE

(72) Schedule P - Part 4S - Financial Guaranty/Mortgage Guaranty (\$000's Omitted)

NONE

(72) Schedule P - Part 4T - Warranty (\$000's Omitted)

NONE

(72) Schedule P - Part 4U - Pet Insurance Plans (\$000's Omitted)

NONE

(73) Schedule P - Part 5A - Section 1

NONE

(73) Schedule P - Part 5A - Section 2

NONE

(73) Schedule P - Part 5A - Section 3

NONE

(74) Schedule P - Part 5B - Section 1

NONE

(74) Schedule P - Part 5B - Section 2

NONE

(74) Schedule P - Part 5B - Section 3

NONE

(75) Schedule P - Part 5C - Section 1

NONE

(75) Schedule P - Part 5C - Section 2

NONE

(75) Schedule P - Part 5C - Section 3

NONE

(76) Schedule P - Part 5D - Section 1

NONE

(76) Schedule P - Part 5D - Section 2

NONE

(76) Schedule P - Part 5D - Section 3

NONE

(77) Schedule P - Part 5E - Section 1

NONE

(77) Schedule P - Part 5E - Section 2

NONE

(77) Schedule P - Part 5E - Section 3

NONE

(78) Schedule P - Part 5F - Section 1A

NONE

(78) Schedule P - Part 5F - Section 2A

NONE

(78) Schedule P - Part 5F - Section 3A

NONE

(79) Schedule P - Part 5F - Section 1B

NONE

(79) Schedule P - Part 5F - Section 2B

NONE

(79) Schedule P - Part 5F - Section 3B

NONE

(80) Schedule P - Part 5H - Section 1A

NONE

(80) Schedule P - Part 5H - Section 2A

NONE

(80) Schedule P - Part 5H - Section 3A

NONE

(81) Schedule P - Part 5H - Section 1B

NONE

(81) Schedule P - Part 5H - Section 2B

NONE

(81) Schedule P - Part 5H - Section 3B

NONE

(82) Schedule P - Part 5R - Section 1A

NONE

(82) Schedule P - Part 5R - Section 2A

NONE

(82) Schedule P - Part 5R - Section 3A

NONE

(83) Schedule P - Part 5R - Section 1B

NONE

(83) Schedule P - Part 5R - Section 2B

NONE

(83) Schedule P - Part 5R - Section 3B

NONE

(84) Schedule P - Part 5T - Section 1

NONE

(84) Schedule P - Part 5T - Section 2

NONE

(84) Schedule P - Part 5T - Section 3

NONE

(85) Schedule P - Part 6C - Commercial Auto/Truck Liability/Medical - Section 1 (\$000's Omitted)

NONE

(85) Schedule P - Part 6C - Commercial Auto/Truck Liability/Medical - Section 2 (\$000's Omitted)

NONE

(85) Schedule P - Part 6D - Workers' Compensation (Excluding Excess Workers' Compensation) - Section 1 (\$000's Omitted)

NONE

(85) Schedule P - Part 6D - Workers' Compensation (Excluding Excess Workers' Compensation) - Section 2 (\$000's Omitted)

NONE

(86) Schedule P - Part 6E - Commercial Multiple Peril - Section 1 (\$000's Omitted)

NONE

(86) Schedule P - Part 6E - Commercial Multiple Peril - Section 2 (\$000's Omitted)

NONE

(86) Schedule P - Part 6H - Other Liability - Occurrence - Section 1A (\$000's Omitted)

NONE

(86) Schedule P - Part 6H - Other Liability - Occurrence - Section 2A (\$000's Omitted)

NONE

(87) Schedule P - Part 6H - Other Liability - Claims-Made - Section 1B (\$000's Omitted)

NONE

(87) Schedule P - Part 6H - Other Liability - Claims-Made - Section 2B (\$000's Omitted)

NONE

(87) Schedule P - Part 6M - International - Section 1 (\$000's Omitted)

NONE

(87) Schedule P - Part 6M - International - Section 2 (\$000's Omitted)

NONE

(88) Schedule P - Part 6N - Reinsurance Non Proportional Assumed Property - Section 1 (\$000's Omitted)

NONE

(88) Schedule P - Part 6N - Reinsurance Non Proportional Assumed Property - Section 2 (\$000's Omitted)

NONE

(88) Schedule P - Part 6O - Reinsurance Non Proportional Assumed Liability - Section 1 (\$000's Omitted)

NONE

(88) Schedule P - Part 6O - Reinsurance Non Proportional Assumed Liability - Section 2 (\$000's Omitted)

NONE

(89) Schedule P - Part 6R - Products Liability - Occurrence - Section 1A (\$000's Omitted)

NONE

(89) Schedule P - Part 6R - Products Liability - Occurrence - Section 2A (\$000's Omitted)

NONE

(89) Schedule P - Part 6R - Products Liability - Claims-Made - Section 1B (\$000's Omitted)

NONE

(89) Schedule P - Part 6R - Products Liability - Claims-Made - Section 2B (\$000's Omitted)

NONE

SCHEDULE P - PART 7A - PRIMARY LOSS SENSITIVE CONTRACTS

(\$000 OMITTED)

SECTION 1

Schedule P – Part 1		1	2	3	4	5	6
		Total Net Losses and Expenses Unpaid	Net Losses and Expenses Unpaid on Loss Sensitive Contracts	Loss Sensitive as Percentage of Total	Total Net Premiums Written	Net Premiums Written on Loss Sensitive Contracts	Loss Sensitive as Percentage of Total
1.	Homeowners/farmowners						
2.	Private passenger auto liability/medical						
3.	Commercial auto/truck liability/medical						
4.	Workers' compensation						
5.	Commercial multiple peril						
6.	Medical professional liability—occurrence						
7.	Medical professional liability—claims-made						
8.	Special liability						
9.	Other liability—occurrence				489		
10.	Other liabilities—claims-made						
11.	Special property						
12.	Auto physical damage						
13.	Fidelity/surety						
14.	Other	23,886					
15.	International						
16.	Reinsurance-nonproportional assumed property	XXX	XXX	XXX	XXX	XXX	XXX
17.	Reinsurance-nonproportional assumed liability	XXX	XXX	XXX	XXX	XXX	XXX
18.	Reinsurance-nonproportional assumed financial lines	XXX	XXX	XXX	XXX	XXX	XXX
19.	Products liability—occurrence						
20.	Products liability—claims-made						
21.	Financial guaranty/mortgage guaranty						
22.	Warranty						
23.	Pet insurance plans						
24.	Totals	23,886			489		

SECTION 2

Years in Which Policies Were Issued	INCURRED LOSSES AND DEFENSE AND COST CONTAINMENT EXPENSES REPORTED AT YEAR-END (\$000 OMITTED)									
	1	2	3	4	5	6	7	8	9	10
	2016	2017	2018	2019	2020	2021	2022	2023	2024	2025
1.	Prior									
2.	2016									
3.	2017	XXX								
4.	2018	XXX	XXX							
5.	2019	XXX	XXX	XXX						
6.	2020	XXX	XXX	XXX	XXX					
7.	2021	XXX	XXX	XXX	XXX	XXX				
8.	2022	XXX	XXX	XXX	XXX	XXX	XXX			
9.	2023	XXX	XXX	XXX	XXX	XXX	XXX	XXX		
10.	2024	XXX	XXX	XXX	XXX	XXX	XXX	XXX	XXX	
11.	2025	XXX	XXX	XXX	XXX	XXX	XXX	XXX	XXX	XXX

SECTION 3

Years in Which Policies Were Issued	BULK AND INCURRED BUT NOT REPORTED RESERVES FOR LOSSES AND DEFENSE AND COST CONTAINMENT EXPENSES AT YEAR-END (\$000 OMITTED)									
	1	2	3	4	5	6	7	8	9	10
	2016	2017	2018	2019	2020	2021	2022	2023	2024	2025
1.	Prior									
2.	2016									
3.	2017	XXX								
4.	2018	XXX	XXX							
5.	2019	XXX	XXX	XXX						
6.	2020	XXX	XXX	XXX	XXX					
7.	2021	XXX	XXX	XXX	XXX	XXX				
8.	2022	XXX	XXX	XXX	XXX	XXX	XXX			
9.	2023	XXX	XXX	XXX	XXX	XXX	XXX	XXX		
10.	2024	XXX	XXX	XXX	XXX	XXX	XXX	XXX	XXX	
11.	2025	XXX	XXX	XXX	XXX	XXX	XXX	XXX	XXX	XXX

SCHEDULE P – PART 7A – PRIMARY LOSS SENSITIVE CONTRACTS (CONTINUED)

SECTION 4

Years in Which Policies Were Issued	NET EARNED PREMIUMS REPORTED AT YEAR-END (\$000 OMITTED)									
	1 2016	2 2017	3 2018	4 2019	5 2020	6 2021	7 2022	8 2023	9 2024	10 2025
1. Prior										
2. 2016										
3. 2017	XXX									
4. 2018	XXX	XXX								
5. 2019	XXX	XXX	XXX							
6. 2020	XXX	XXX	XXX	XX						
7. 2021	XXX	XXX	XXX	XXX	XXX					
8. 2022	XXX	XXX	XXX	XXX	XXX	XXX				
9. 2023	XXX	XXX	XXX	XXX	XXX	XXX	XXX			
10. 2024	XXX	XXX	XXX	XXX	XXX	XXX	XXX	XXX		
11. 2025	XXX	XXX	XXX	XXX	XXX	XXX	XXX	XXX	XXX	XXX

SECTION 5

Years in Which Policies Were Issued	NET RESERVE FOR PREMIUM ADJUSTMENTS AND ACCRUED RETROSPECTIVE PREMIUMS AT YEAR-END (\$000 OMITTED)									
	1 2016	2 2017	3 2018	4 2019	5 2020	6 2021	7 2022	8 2023	9 2024	10 2025
1. Prior										
2. 2016										
3. 2017	XXX									
4. 2018	XXX	XXX								
5. 2019	XXX	XXX	XXX							
6. 2020	XXX	XXX	XXX	XX						
7. 2021	XXX	XXX	XXX	XXX	XXX					
8. 2022	XXX	XXX	XXX	XXX	XXX	XXX				
9. 2023	XXX	XXX	XXX	XXX	XXX	XXX	XXX			
10. 2024	XXX	XXX	XXX	XXX	XXX	XXX	XXX	XXX		
11. 2025	XXX	XXX	XXX	XXX	XXX	XXX	XXX	XXX	XXX	XXX

SCHEDULE P - PART 7B - REINSURANCE LOSS SENSITIVE CONTRACTS

(\$000 OMITTED)

SECTION 1

Schedule P – Part 1		1	2	3	4	5	6
		Total Net Losses and Expenses Unpaid	Net Losses and Expenses Unpaid on Loss Sensitive Contracts	Loss Sensitive as Percentage of Total	Total Net Premiums Written	Net Premiums Written on Loss Sensitive Contracts	Loss Sensitive as Percentage of Total
1.	Homeowners/farmowners						
2.	Private passenger auto liability/medical						
3.	Commercial auto/truck liability/medical						
4.	Workers' compensation						
5.	Commercial multiple peril						
6.	Medical professional liability—occurrence						
7.	Medical professional liability—claims-made						
8.	Special liability						
9.	Other liability—occurrence				489		
10.	Other liabilities—claims-made						
11.	Special property						
12.	Auto physical damage						
13.	Fidelity/surety						
14.	Other	23,886					
15.	International						
16.	Reinsurance-nonproportional assumed property						
17.	Reinsurance-nonproportional assumed liability						
18.	Reinsurance-nonproportional assumed financial lines						
19.	Products liability—occurrence						
20.	Products liability—claims-made						
21.	Financial guaranty/mortgage guaranty						
22.	Warranty						
23.	Pet insurance plans						
24.	Totals	23,886			489		

SECTION 2

Years in Which Policies Were Issued	INCURRED LOSSES AND DEFENSE AND COST CONTAINMENT EXPENSES REPORTED AT YEAR-END (\$000 OMITTED)									
	1	2	3	4	5	6	7	8	9	10
	2016	2017	2018	2019	2020	2021	2022	2023	2024	2025
1.	Prior									
2.	2016									
3.	2017	XXX								
4.	2018	XXX	XXX							
5.	2019	XXX	XXX	XXX						
6.	2020	XXX	XXX	XXX	XXX					
7.	2021	XXX	XXX	XXX	XXX	XXX				
8.	2022	XXX	XXX	XXX	XXX	XXX	XXX			
9.	2023	XXX	XXX	XXX	XXX	XXX	XXX	XXX		
10.	2024	XXX	XXX	XXX	XXX	XXX	XXX	XXX	XXX	
11.	2025	XXX	XXX	XXX	XXX	XXX	XXX	XXX	XXX	XXX

SECTION 3

Years in Which Policies Were Issued	BULK AND INCURRED BUT NOT REPORTED RESERVES FOR LOSSES AND DEFENSE AND COST CONTAINMENT EXPENSES AT YEAR-END (\$000 OMITTED)									
	1	2	3	4	5	6	7	8	9	10
	2016	2017	2018	2019	2020	2021	2022	2023	2024	2025
1.	Prior									
2.	2016									
3.	2017	XXX								
4.	2018	XXX	XXX							
5.	2019	XXX	XXX	XXX						
6.	2020	XXX	XXX	XXX	XXX					
7.	2021	XXX	XXX	XXX	XXX	XXX				
8.	2022	XXX	XXX	XXX	XXX	XXX	XXX			
9.	2023	XXX	XXX	XXX	XXX	XXX	XXX	XXX		
10.	2024	XXX	XXX	XXX	XXX	XXX	XXX	XXX	XXX	
11.	2025	XXX	XXX	XXX	XXX	XXX	XXX	XXX	XXX	XXX

SCHEDULE P – PART 7B – REINSURANCE LOSS SENSITIVE CONTRACTS (CONTINUED)

SECTION 4

Years in Which Policies Were Issued	NET EARNED PREMIUMS REPORTED AT YEAR-END (\$000 OMITTED)									
	1 2016	2 2017	3 2018	4 2019	5 2020	6 2021	7 2022	8 2023	9 2024	10 2025
1. Prior										
2. 2016										
3. 2017	XXX									
4. 2018	XXX	XXX								
5. 2019	XXX	XXX	XXX							
6. 2020	XXX	XXX	XXX	XX						
7. 2021	XXX	XXX	XXX	XXX	XXX					
8. 2022	XXX	XXX	XXX	XXX	XXX	XXX				
9. 2023	XXX	XXX	XXX	XXX	XXX	XXX	XXX			
10. 2024	XXX	XXX	XXX	XXX	XXX	XXX	XXX	XXX		
11. 2025	XXX	XXX	XXX	XXX	XXX	XXX	XXX	XXX	XXX	XXX

SECTION 5

Years in Which Policies Were Issued	NET RESERVE FOR PREMIUM ADJUSTMENTS AND ACCRUED RETROSPECTIVE PREMIUMS AT YEAR-END (\$000 OMITTED)									
	1 2016	2 2017	3 2018	4 2019	5 2020	6 2021	7 2022	8 2023	9 2024	10 2025
1. Prior										
2. 2016										
3. 2017	XXX									
4. 2018	XXX	XXX								
5. 2019	XXX	XXX	XXX							
6. 2020	XXX	XXX	XXX	XX						
7. 2021	XXX	XXX	XXX	XXX	XXX					
8. 2022	XXX	XXX	XXX	XXX	XXX	XXX				
9. 2023	XXX	XXX	XXX	XXX	XXX	XXX	XXX			
10. 2024	XXX	XXX	XXX	XXX	XXX	XXX	XXX	XXX		
11. 2025	XXX	XXX	XXX	XXX	XXX	XXX	XXX	XXX	XXX	XXX

SECTION 6

Years in Which Policies Were Issued	INCURRED ADJUSTABLE COMMISSIONS REPORTED AT YEAR-END (\$000 OMITTED)									
	1 2016	2 2017	3 2018	4 2019	5 2020	6 2021	7 2022	8 2023	9 2024	10 2025
1. Prior										
2. 2016										
3. 2017	XXX									
4. 2018	XXX	XXX								
5. 2019	XXX	XXX	XXX							
6. 2020	XXX	XXX	XXX	XX						
7. 2021	XXX	XXX	XXX	XXX	XXX					
8. 2022	XXX	XXX	XXX	XXX	XXX	XXX				
9. 2023	XXX	XXX	XXX	XXX	XXX	XXX	XXX			
10. 2024	XXX	XXX	XXX	XXX	XXX	XXX	XXX	XXX		
11. 2025	XXX	XXX	XXX	XXX	XXX	XXX	XXX	XXX	XXX	XXX

SECTION 7

Years in Which Policies Were Issued	RESERVES FOR COMMISSION ADJUSTMENTS AT YEAR-END (\$000 OMITTED)									
	1 2016	2 2017	3 2018	4 2019	5 2020	6 2021	7 2022	8 2023	9 2024	10 2025
1. Prior										
2. 2016										
3. 2017	XXX									
4. 2018	XXX	XXX								
5. 2019	XXX	XXX	XXX							
6. 2020	XXX	XXX	XXX	XX						
7. 2021	XXX	XXX	XXX	XXX	XXX					
8. 2022	XXX	XXX	XXX	XXX	XXX	XXX				
9. 2023	XXX	XXX	XXX	XXX	XXX	XXX	XXX			
10. 2024	XXX	XXX	XXX	XXX	XXX	XXX	XXX	XXX		
11. 2025	XXX	XXX	XXX	XXX	XXX	XXX	XXX	XXX	XXX	XXX

SCHEDULE P INTERROGATORIES

1. The following questions relate to yet-to-be-issued Extended Reporting Endorsements (EREs) arising from Death, Disability, or Retirement (DDR) provisions in Medical Professional Liability Claims Made insurance policies. EREs provided for reasons other than DDR are not to be included.
 - 1.1 Does the company issue Medical Professional Liability Claims Made insurance policies that provide tail (also known as an extended reporting endorsement, or "ERE") benefits in the event of Death, Disability, or Retirement (DDR) at a reduced charge or at no additional cost? If the answer to question 1.1 is "no", leave the following questions blank.
If the answer to question 1.1 is "yes", please answer the following questions:..... NO.....
 - 1.2 What is the total amount of the reserve for that provision (DDR Reserve), as reported, explicitly or not, elsewhere in this statement (in dollars)?..... \$.....
 - 1.3 Does the company report any DDR reserve as Unearned Premium Reserve per SSAP No. 65?.....
 - 1.4 Does the company report any DDR reserve as loss or loss adjustment expense reserve?.....
 - 1.5 If the company reports DDR reserve as Unearned Premium Reserve, does that amount match the figure on the Underwriting and Investment Exhibit, Part 1A – Recapitulation of all Premiums (Page 7) Column 2, Lines 11.1 plus 11.2?.....
 - 1.6 If the company reports DDR reserve as loss or loss adjustment expense reserve, please complete the following table corresponding to where these reserves are reported in Schedule P:

Years in Which Premiums Were Earned and Losses Were Incurred	DDR Reserve Included in Schedule P, Part 1F, Medical Professional Liability Column 24: Total Net Losses and Expenses Unpaid	
	1 Section 1: Occurrence	2 Section 2: Claims-Made
1.601. Prior.....		
1.602. 2016.....		
1.603. 2017.....		
1.604. 2018.....		
1.605. 2019.....		
1.606. 2020.....		
1.607. 2021.....		
1.608. 2022.....		
1.609. 2023.....		
1.610. 2024.....		
1.611. 2025.....		
1.612. Totals.....		

2. The definition of allocated loss adjustment expenses (ALAE) and, therefore, unallocated loss adjustment expenses (ULAE) was changed effective January 1, 1998. This change in definition applies to both paid and unpaid expenses. Are these expenses (now reported as "Defense and Cost Containment" and "Adjusting and Other") reported in compliance with these definitions in this statement?..... YES.....
3. The Adjusting and Other expense payments and reserves should be allocated to the years in which the losses were incurred based on the number of claims reported, closed and outstanding in those years. When allocating Adjusting and Other expense between companies in a group or a pool, the Adjusting and Other expense should be allocated in the same percentage used for the loss amounts and the claim counts. For reinsurers, Adjusting and Other expense assumed should be reported according to the reinsurance contract. For Adjusting and Other expense incurred by reinsurers, or in those situations where suitable claim count information is not available, Adjusting and Other expense should be allocated by a reasonable method determined by the company and described in Interrogatory 7, below. Are they so reported in this Statement?..... NO.....
4. Do any lines in Schedule P include reserves that are reported gross of any discount to present value of future payments, and that are reported net of such discounts on Page 10?..... NO.....

If yes, proper disclosure must be made in the Notes to Financial Statements, as specified in the Instructions. Also, the discounts must be reported in Schedule P - Part 1, Columns 32 and 33.

Schedule P must be completed gross of non-tabular discounting. Work papers relating to discount calculations must be available for examination upon request.

Discounting is allowed only if expressly permitted by the state insurance department to which this Annual Statement is being filed.

5. What were the net premiums (in thousands of dollars) in force at the end of the year for:
 - 5.1. Fidelity..... \$.....
 - 5.2. Surety..... \$.....
6. Claim count information is reported per claim or per claimant (indicate which).....
If not the same in all years, explain in Interrogatory 7.
- 7.1. The information provided in Schedule P will be used by many persons to estimate the adequacy of the current loss and expense reserves, among other things. Are there any especially significant events, coverage, retention or accounting changes that have occurred that must be considered when making such analyses?..... NO.....
- 7.2. An extended statement may be attached

SCHEDULE T – PART 2
 INTERSTATE COMPACT – EXHIBIT OF PREMIUMS WRITTEN
 Allocated By States And Territories

States, Etc.		Direct Business Only					Totals
		1 Life (Group and Individual)	2 Annuities (Group and Individual)	3 Disability Income (Group and Individual)	4 Long-Term Care (Group and Individual)	5 Deposit-Type Contracts	
1.	Alabama	AL					
2.	Alaska	AK					
3.	Arizona	AZ					
4.	Arkansas	AR					
5.	California	CA					
6.	Colorado	CO					
7.	Connecticut	CT					
8.	Delaware	DE					
9.	District of Columbia	DC					
10.	Florida	FL					
11.	Georgia	GA					
12.	Hawaii	HI					
13.	Idaho	ID					
14.	Illinois	IL					
15.	Indiana	IN					
16.	Iowa	IA					
17.	Kansas	KS					
18.	Kentucky	KY					
19.	Louisiana	LA					
20.	Maine	ME					
21.	Maryland	MD					
22.	Massachusetts	MA					
23.	Michigan	MI					
24.	Minnesota	MN					
25.	Mississippi	MS					
26.	Missouri	MO					
27.	Montana	MT					
28.	Nebraska	NE					
29.	Nevada	NV					
30.	New Hampshire	NH					
31.	New Jersey	NJ					
32.	New Mexico	NM					
33.	New York	NY					
34.	North Carolina	NC					
35.	North Dakota	ND					
36.	Ohio	OH					
37.	Oklahoma	OK					
38.	Oregon	OR					
39.	Pennsylvania	PA					
40.	Rhode Island	RI					
41.	South Carolina	SC					
42.	South Dakota	SD					
43.	Tennessee	TN					
44.	Texas	TX					
45.	Utah	UT					
46.	Vermont	VT					
47.	Virginia	VA					
48.	Washington	WA					
49.	West Virginia	WV					
50.	Wisconsin	WI					
51.	Wyoming	WY					
52.	American Samoa	AS					
53.	Guam	GU					
54.	Puerto Rico	PR					
55.	U.S. Virgin Islands	VI					
56.	Northern Mariana Islands	MP					
57.	Canada	CAN					
58.	Aggregate other alien	OT					
59.	Totals						

NONE

SCHEDULE Y

PART 1A - DETAILS OF INSURANCE HOLDING COMPANY SYSTEM

1	2	3	4	5	6	7	8	9	10	11	12	13	14	15	16
Group Code	Group Name	NAIC Company Code	ID Number	Federal RSSD	CIK	Name of Securities Exchange if Publicly Traded (U.S. or International)	Names of Parent, Subsidiaries or Affiliates	Domiciliary Location	Relationship to Reporting Entity	Directly Controlled by (Name of Entity/Person)	Type of Control (Ownership, Board, Management, Attorney-in-Fact, Influence, Other)	If Control is Ownership, Provide Percentage	Ultimate Controlling Entity(ies) / Person(s)	Is an SCA Filing Required? (Yes/No)	*
0359	AMERICAN MUTUAL SHARE INSURANCE CORP.	10003	31-1383517			EXCESS SHARE INSURANCE CORPORATION	AMERICAN MUTUAL SHARE INSURANCE CORPORATION	OH	DS	AMERICAN MUTUAL SHARE INSURANCE CORPORATION	OWNERSHIP	100.000	AMERICAN MUTUAL SHARE INSURANCE CORPORATION	NO	
0359	AMERICAN MUTUAL SHARE INSURANCE CORP.	12700	23-7376679			AMERICAN MUTUAL SHARE INSURANCE CORPORATION	AMERICAN MUTUAL SHARE INSURANCE CORPORATION	OH	RE	AMERICAN MUTUAL SHARE INSURANCE CORPORATION	OWNERSHIP	100.000	AMERICAN MUTUAL SHARE INSURANCE CORPORATION	NO	
			33-3953340			ESI INSURANCE SOLUTIONS, LLC	EXCESS SHARE INSURANCE CORPORATION	OH	NIA	EXCESS SHARE INSURANCE CORPORATION	Ownership	100.000	EXCESS SHARE INSURANCE CORPORATION	NO	

Asterisk	Explanation

SCHEDULE Y

PART 2 - SUMMARY OF INSURER'S TRANSACTIONS WITH ANY AFFILIATES

1	2	3	4	5	6	7	8	9	10	11	12	13
NAIC Company Code	ID Number	Names of Insurers and Parent, Subsidiaries or Affiliates	Shareholder Dividends	Capital Contributions	Purchases, Sales or Exchanges of Loans, Securities, Real Estate, Mortgage Loans or Other Investments	Income/ (Disbursements) Incurred in Connection with Guarantees or Undertakings for the Benefit of any Affiliate(s)	Management Agreements and Service Contracts	Income/ (Disbursements) Incurred Under Reinsurance Agreements	*	Any Other Material Activity Not in the Ordinary Course of the Insurer's Business	Totals	Reinsurance Recoverable/ (Payable) on Losses and/or Reserve Credit Taken/ (Liability)
12700	23-7376679	American Mutual Share Insurance Corp.....					4,100,000				4,100,000	
10003	31-1383517	Excess Share Insurance Corporation.....					(4,045,000)				(4,045,000)	
	33-3953340	ESI Insurance Solutions, LLC.....					(55,000)				(55,000)	
9999999 - Control Totals.....							-		XXX		-	

SCHEDULE Y

PART 3 - ULTIMATE CONTROLLING PARTY AND LISTING OF OTHER U.S. INSURANCE GROUPS OR ENTITIES UNDER THAT ULTIMATE CONTROLLING PARTY'S CONTROL

1	2	3	4	5	6	7	8
Insurers in Holding Company	Owners with Greater than 10% Ownership	Ownership Percentage Column 2 of Column 1	Granted Disclaimer of Control / Affiliation of Column 2 Over Column 1 (Yes/No)	Ultimate Controlling Party	U.S. Insurance Groups or Entities Controlled by Column 5	Ownership Percentage (Column 5 of Column 6)	Granted Disclaimer of Control / Affiliation of Column 5 Over Column 6 (Yes/No)
NONE							

SUPPLEMENTAL EXHIBITS AND SCHEDULES INTERROGATORIES**REQUIRED FILINGS**

The following supplemental reports are required to be filed as part of your statement filing unless specifically waived by the domiciliary state. However, in the event that your domiciliary state waives the filing requirement, your response of WAIVED to the specific interrogatory will be accepted in lieu of filing a "NONE" report and a bar code will be printed below. If the supplement is required of your company but is not being filed for whatever reason, enter SEE EXPLANATION and provide an explanation following the interrogatory questions.




























	Response
March Filing	
1. Will an Actuarial Opinion be filed by March 1?.....	YES.....
2. Will the Supplemental Compensation Exhibit be filed with the state of domicile by March 1?.....	YES.....
3. Will the confidential Risk-based Capital Report be filed with the NAIC by March 1?.....	YES.....
4. Will the confidential Risk-based Capital Report be filed with the state of domicile, if required, by March 1?.....	YES.....
April Filing	
5. Will the Insurance Expense Exhibit be filed with the state of domicile and the NAIC by April 1?.....	YES.....
6. Will Management's Discussion and Analysis be filed by April 1?.....	YES.....
7. Will the Supplemental Investment Risks Interrogatories be filed by April 1?.....	YES.....
May Filing	
8. Will this company be included in a combined annual statement that is filed with the NAIC by May 1?.....	YES.....
June Filing	
9. Will an Audited Financial Report be filed by June 1?.....	YES.....
10. Will Accountants Letter of Qualifications be filed with the state of domicile and electronically with the NAIC by June 1?.....	YES.....

SUPPLEMENTAL FILINGS

The following supplemental reports are required to be filed as part of your statement filing **if your company is engaged in the type of business covered by the supplement. However, in the event that your company does not transact the type of business for which the special report must be filed, your response of NO to the specific interrogatory will be accepted in lieu of filing a "NONE" report and a bar code will be printed below.** If the supplement is required of your company but is not being filed for whatever reason, enter SEE EXPLANATION and provide an explanation following the interrogatory questions.

	Response
March Filing	
11. Will Schedule SIS (Stockholder Information Supplement) be filed with the state of domicile by March 1?.....	NO.....
12. Will the Financial Guaranty Insurance Exhibit be filed by March 1?.....	NO.....
13. Will the Medicare Supplement Insurance Experience Exhibit be filed with the state of domicile and the NAIC by March 1?.....	NO.....
14. Will Supplement A to Schedule T (Medical Professional Liability Supplement) be filed by March 1?.....	NO.....
15. Will the Trusteed Surplus Statement be filed with the state of domicile and the NAIC by March 1?.....	NO.....
16. Will the Premiums Attributed to Protected Cells Exhibit be filed by March 1?.....	NO.....
17. Will the Reinsurance Summary Supplemental Filing for General Interrogatory 9 be filed with the state of domicile and the NAIC by March 1?.....	NO.....
18. Will the Medicare Part D Coverage Supplement be filed with the state of domicile and the NAIC by March 1?.....	NO.....
19. Will the confidential Actuarial Opinion Summary be filed with the state of domicile, if required, by March 15 (or the date otherwise specified)?.....	YES.....
20. Will the Reinsurance Attestation Supplement be filed with the state of domicile and the NAIC by March 1?.....	NO.....
21. Will the Exceptions to the Reinsurance Attestation Supplement be filed with the state of domicile by March 1?.....	NO.....
22. Will the Bail Bond Supplement be filed with the state of domicile and the NAIC by March 1?.....	NO.....
23. Will the Director and Officer Insurance Coverage Supplement be filed with the state of domicile and the NAIC by March 1?.....	NO.....
24. Will an approval from the reporting entity's state of domicile for relief related to the five-year rotation requirement for lead audit partner be filed electronically with the NAIC by March 1?.....	NO.....
25. Will an approval from the reporting entity's state of domicile for relief related to the one-year cooling off period for independent CPA be filed electronically with the NAIC by March 1?.....	NO.....
26. Will an approval from the reporting entity's state of domicile for relief related to the Requirements for Audit Committees be filed electronically with the NAIC by March 1?.....	NO.....
27. Will the Supplemental Schedule for Reinsurance Counterparty Reporting Exception – Asbestos and Pollution contracts be filed with the state of domicile and the NAIC by March 1?.....	NO.....
28. Will the Exhibit of Other Liabilities by Lines of Business be filed with the state of domicile and the NAIC by March 1?.....	NO.....
29. Will the Market Conduct Annual Statement (MCAS) Premium Exhibit for Year be filed with appropriate jurisdictions and with the NAIC by March 1?.....	NO.....
April Filing	
30. Will the Credit Insurance Experience Exhibit be filed with the state of domicile and the NAIC by April 1?.....	NO.....
31. Will the Long-term Care Experience Reporting Forms be filed with the state of domicile and the NAIC by April 1?.....	NO.....
32. Will the Accident and Health Policy Experience Exhibit be filed by April 1?.....	NO.....
33. Will the Supplemental Health Care Exhibit (Parts 1 and 2) be filed with the state of domicile and the NAIC by April 1?.....	NO.....
34. Will the Cybersecurity Insurance Coverage Supplement be filed with the state of domicile and the NAIC by April 1?.....	NO.....
35. Will the Life, Health & Annuity Guaranty Association Assessable Premium Exhibit – Parts 1 and 2 be filed with the state of domicile and the NAIC by April 1?.....	NO.....
36. Will the Private Flood Insurance Supplement be filed with the state of domicile and the NAIC by April 1?.....	NO.....
37. Will the Mortgage Guaranty Insurance Exhibit be filed with the state of domicile and the NAIC by April 1?.....	NO.....
August Filing	
38. Will Management's Report of Internal Control Over Financial Reporting be filed with the state of domicile by August 1?.....	NO.....

SUPPLEMENTAL EXHIBITS AND SCHEDULES INTERROGATORIES

	Explanation	Barcode
1.		
2.		
3.		
4.		
5.		
6.		
7.		
8.		
9.		
10.		
11.	NOT APPLICABLE	 1 2 7 0 0 2 0 2 5 4 2 0 0 0 0 0 0
12.	NOT APPLICABLE	 1 2 7 0 0 2 0 2 5 2 4 0 0 0 0 0 0
13.	NOT APPLICABLE	 1 2 7 0 0 2 0 2 5 3 6 0 0 0 0 0 0
14.		 1 2 7 0 0 2 0 2 5 4 5 5 0 0 0 0 0
15.		 1 2 7 0 0 2 0 2 5 4 9 0 0 0 0 0 0
16.	NOT APPLICABLE	 1 2 7 0 0 2 0 2 5 3 8 5 0 0 0 0 0
17.	NOT APPLICABLE	 1 2 7 0 0 2 0 2 5 4 0 1 0 0 0 0 0
18.		 1 2 7 0 0 2 0 2 5 3 6 5 0 0 0 0 0
19.		
20.	NOT APPLICABLE	 1 2 7 0 0 2 0 2 5 3 9 9 0 0 0 0 0
21.	NOT APPLICABLE	 1 2 7 0 0 2 0 2 5 4 0 0 0 0 0 0 0
22.	NOT APPLICABLE	 1 2 7 0 0 2 0 2 5 5 0 0 0 0 0 0 0
23.		 1 2 7 0 0 2 0 2 5 5 0 5 0 0 0 0 0
24.	NOT APPLICABLE	 1 2 7 0 0 2 0 2 5 2 2 4 0 0 0 0 0
25.	NOT APPLICABLE	 1 2 7 0 0 2 0 2 5 2 2 5 0 0 0 0 0
26.	NOT APPLICABLE	 1 2 7 0 0 2 0 2 5 2 2 6 0 0 0 0 0
27.	NOT APPLICABLE	 1 2 7 0 0 2 0 2 5 5 5 5 0 0 0 0 0
28.	NOT APPLICABLE	 1 2 7 0 0 2 0 2 5 5 7 0 0 0 0 0 0
29.	NOT APPLICABLE	 1 2 7 0 0 2 0 2 5 6 0 0 0 0 0 0 0
30.	NOT APPLICABLE	 1 2 7 0 0 2 0 2 5 2 3 0 0 0 0 0 0
31.	NOT APPLICABLE	 1 2 7 0 0 2 0 2 5 3 0 6 0 0 0 0 0
32.	NOT APPLICABLE	 1 2 7 0 0 2 0 2 5 2 1 0 0 0 0 0 0
33.	NOT APPLICABLE	 1 2 7 0 0 2 0 2 5 2 1 6 0 0 0 0 0
34.	NOT APPLICABLE	 1 2 7 0 0 2 0 2 5 5 5 0 0 0 0 0 0
35.	NOT APPLICABLE	 1 2 7 0 0 2 0 2 5 2 9 0 0 0 0 0 0
36.	NOT APPLICABLE	 1 2 7 0 0 2 0 2 5 5 6 0 0 0 0 0 0
37.	NOT APPLICABLE	 1 2 7 0 0 2 0 2 5 5 6 5 0 0 0 0 0
38.	NOT APPLICABLE	 1 2 7 0 0 2 0 2 5 2 2 3 0 0 0 0 0

OVERFLOW PAGE FOR WRITE-INS

OVERFLOW PAGE FOR WRITE-INS