



HEALTH ANNUAL STATEMENT

FOR THE YEAR ENDED DECEMBER 31, 2025
OF THE CONDITION AND AFFAIRS OF THE

Community Insurance Company

NAIC Group Code 0671 0671 NAIC Company Code 10345 Employer's ID Number 31-1440175
(Current) (Prior)

Organized under the Laws of Ohio, State of Domicile or Port of Entry OH

Country of Domicile United States of America

Licensed as business type: Property/Casualty

Is HMO Federally Qualified? Yes [] No [X]

Incorporated/Organized 07/08/1995 Commenced Business 10/01/1995

Statutory Home Office 4361 Irwin Simpson Road, Mason, OH, US 45040-9498
(Street and Number) (City or Town, State, Country and Zip Code)

Main Administrative Office 4361 Irwin Simpson Road
(Street and Number)
Mason, OH, US 45040-9498 513-872-8100
(City or Town, State, Country and Zip Code) (Area Code) (Telephone Number)

Mail Address N17 W24222 Riverwood Drive, Suite 300, Waukesha, WI, US 53188
(Street and Number or P.O. Box) (City or Town, State, Country and Zip Code)

Primary Location of Books and Records N17 W24222 Riverwood Drive, Suite 300
(Street and Number)
Waukesha, WI, US 53188 800-331-1476
(City or Town, State, Country and Zip Code) (Area Code) (Telephone Number)

Internet Website Address www.elevancehealth.com

Statutory Statement Contact Jill M. Waddell, 262-202-1569
(Name) (Area Code) (Telephone Number)
jill.waddell@elevancehealth.com 262-523-4945
(E-mail Address) (FAX Number)

OFFICERS

President/Chairperson Jane Marie Peterson Vice President/Treasurer Vincent Edward Scher
 Secretary Kathleen Susan Kiefer Assistant Secretary Bryan Michael Shade #

OTHER

Eric (Rick) Kenneth Noble, Assistant Treasurer Jennie Lynne Reynolds, Vice President Bradley Scott Jackson, Medical Director
Michelle Elizabeth Stoughton #, Vice President and Medicaid Plan President

DIRECTORS OR TRUSTEES

Karen Elizabeth Geiger-Niedfeldt # Eric (Rick) Kenneth Noble # Bradley Scott Jackson
Jane Marie Peterson Vincent Edward Scher

State of Indiana SS
 County of Marion

The officers of this reporting entity being duly sworn, each depose and say that they are the described officers of said reporting entity, and that on the reporting period stated above, all of the herein described assets were the absolute property of the said reporting entity, free and clear from any liens or claims thereon, except as herein stated, and that this statement, together with related exhibits, schedules and explanations therein contained, annexed or referred to, is a full and true statement of all the assets and liabilities and of the condition and affairs of the said reporting entity as of the reporting period stated above, and of its income and deductions therefrom for the period ended, and have been completed in accordance with the NAIC Annual Statement Instructions and Accounting Practices and Procedures manual except to the extent that: (1) state law may differ; or, (2) that state rules or regulations require differences in reporting not related to accounting practices and procedures, according to the best of their information, knowledge and belief, respectively. Furthermore, the scope of this attestation by the described officers also includes the related corresponding electronic filing with the NAIC, when required, that is an exact copy (except for formatting differences due to electronic filing) of the enclosed statement. The electronic filing may be requested by various regulators in lieu of or in addition to the enclosed statement.

DocuSigned by:

 283A17CE53F54BC...
 Jane Marie Peterson
 President/Chairperson

Signed by:

 D85175EE05784B1...
 Kathleen Susan Kiefer
 Secretary

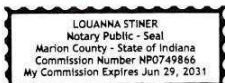
Signed by:

 A85A33722D4143E...
 Vincent Edward Scher
 Vice President/Treasurer

Subscribed and sworn to before me this
6th day of February 2026

- a. Is this an original filing? Yes [X] No []
 b. If no,
 1. State the amendment number.....
 2. Date filed
 3. Number of pages attached.....

Louanna Stiner
 Executive Admin Assistant
 06/29/31



ANNUAL STATEMENT FOR THE YEAR 2025 OF THE Community Insurance Company

EXHIBIT 3A - ANALYSIS OF HEALTH CARE RECEIVABLES COLLECTED AND ACCRUED

Type of Health Care Receivable	Health Care Receivables Collected or Offset During the Year		Health Care Receivables Accrued as of December 31 of Current Year		5 Health Care Receivables from Prior Years (Columns 1 + 3)	6 Estimated Health Care Receivables Accrued as of December 31 of Prior Year
	1 On Amounts Accrued Prior to January 1 of Current Year	2 On Amounts Accrued During the Year	3 On Amounts Accrued December 31 of Prior Year	4 On Amounts Accrued During the Year		
1. Pharmaceutical rebate receivables	70,815,541	623,824,793		94,927,689	70,815,541	69,171,423
2. Claim overpayment receivables	44,867,482	87,958,396	18,807,195	63,017,930	63,674,677	39,109,854
3. Loans and advances to providers				393,828	0	787,655
4. Capitation arrangement receivables					0	0
5. Risk sharing receivables	7,979,881		13,395,344	13,219	21,375,225	7,653,405
6. Other health care receivables.....	49,997	178,584,118	84,316	485,338	134,313	56,072
7. Totals (Lines 1 through 6)	123,712,901	890,367,307	32,286,855	158,838,004	155,999,756	116,778,409

Note that the accrued amounts in Columns 3, 4, and 6 are the total health care receivables, not just the admitted portion.

EXHIBIT 5 - AMOUNTS DUE FROM PARENT, SUBSIDIARIES AND AFFILIATES

1 Name of Affiliate	2 1 - 30 Days	3 31 - 60 Days	4 61 - 90 Days	5 Over 90 Days	6 Nonadmitted	Admitted	
						7 Current	8 Non-Current
NONE							
0399999 Total gross amounts receivable							

ANNUAL STATEMENT FOR THE YEAR 2025 OF THE Community Insurance Company

EXHIBIT 7 PART 1- SUMMARY OF TRANSACTIONS WITH PROVIDERS

Payment Method	1 Direct Medical Expense Payment	2 Column 1 as a % of Total Payments	3 Total Members Covered	4 Column 3 as a % of Total Members	5 Column 1 Expenses Paid to Affiliated Providers	6 Column 1 Expenses Paid to Non-Affiliated Providers
Capitation Payments:						
1. Medical groups	45,798	0.0	376,948	15.5		45,798
2. Intermediaries	62,481,647	0.6	290,228	12.0		62,481,647
3. All other providers	248,063,168	2.5	491,862	20.3		248,063,168
4. Total capitation payments	310,590,613	3.1	1,159,038	47.8	0	310,590,613
Other Payments:						
5. Fee-for-service	122,701,857	1.2	XXX	XXX		122,701,857
6. Contractual fee payments	4,601,574,897	46.1	XXX	XXX		4,601,574,897
7. Bonus/withhold arrangements - fee-for-service	0	0.0	XXX	XXX		
8. Bonus/withhold arrangements - contractual fee payments	4,730,267,659	47.4	XXX	XXX		4,730,267,659
9. Non-contingent salaries	0	0.0	XXX	XXX		
10. Aggregate cost arrangements	0	0.0	XXX	XXX		
11. All other payments	222,913,336	2.2	XXX	XXX		222,913,336
12. Total other payments	9,677,457,749	96.9	XXX	XXX	0	9,677,457,749
13. TOTAL (Line 4 plus Line 12)	9,988,048,362	100%	XXX	XXX	0	9,988,048,362

EXHIBIT 7 - PART 2 - SUMMARY OF TRANSACTIONS WITH INTERMEDIARIES

1 NAIC Code	2 Name of Intermediary	3 Capitation Paid	4 Average Monthly Capitation	5 Intermediary's Total Adjusted Capital	6 Intermediary's Authorized Control Level RBC
	Liberty Dental Plan Corporation, INC	62,481,647	5,206,804		
9999999 Totals		62,481,647	XXX	XXX	XXX

EXHIBIT 8 - FURNITURE, EQUIPMENT AND SUPPLIES OWNED

Description	1 Cost	2 Improvements	3 Accumulated Depreciation	4 Book Value Less Encumbrances	5 Assets Not Admitted	6 Net Admitted Assets
1. Administrative furniture and equipment	26,745,222		26,467,406	277,816	277,816	
2. Medical furniture, equipment and fixtures						
3. Pharmaceuticals and surgical supplies						
4. Durable medical equipment						
5. Other property and equipment	16,994,450	43,247,701	16,238,778	44,003,373	44,003,373	
6. Total	43,739,672	43,247,701	42,706,184	44,281,189	44,281,189	0



ANNUAL STATEMENT FOR THE YEAR 2025 OF THE Community Insurance Company

EXHIBIT OF PREMIUMS, ENROLLMENT AND UTILIZATION (a)

REPORT FOR: 1. CORPORATION

Community Insurance Company

2. Mason, OH

NAIC Group Code	0671	BUSINESS IN THE STATE OF		DURING THE YEAR										(LOCATION)	
		Indiana		2025										NAIC Company Code	
		10345		Comprehensive (Hospital & Medical)		4	5	6	7	8	9	10	11	12	13
	Total	2 Individual	3 Group	Medicare Supplement	Vision Only	Dental Only	Federal Employees Health Benefits Plan	Title XVIII Medicare	Title XIX Medicaid	Credit A&H	Disability Income	Long-Term Care	Other Health	Other Non-Health	
Total Members at end of:															
1. Prior year	14,681			1,606				13,075							
2. First quarter	14,629			1,548				13,081							
3. Second quarter	14,342			1,538				12,804							
4. Third quarter	14,160			1,525				12,635							
5. Current year	13,991			1,512				12,479							
6. Current year member months	172,282			18,435				153,847							
Total Member Ambulatory Encounters for Year:															
7. Physician	192,860			22,143				170,717							
8. Non-physician	227,008			21,919				205,089							
9. Total	419,868	0	0	44,062	0	0	0	375,806	0	0	0	0	0	0	
10. Hospital patient days incurred	18,890			1,289				17,601							
11. Number of inpatient admissions	3,124			255				2,869							
12. Health premiums written (b)	174,500,662			6,057,982				168,442,680							
13. Life premiums direct	0														
14. Property/casualty premiums written	0														
15. Health premiums earned	178,346,869			6,057,982				172,288,887							
16. Property/casualty premiums earned	0														
17. Amount paid for provision of health care services	173,363,154			3,517,292				169,845,862							
18. Amount incurred for provision of health care services	168,960,686			3,803,188				165,157,498							

(a) For health business: number of persons insured under PPO managed care products 12,479 and number of persons insured under indemnity only products 1,512 .

(b) For health premiums written: amount of Medicare Title XVIII exempt from state taxes or fees \$ 168,442,680

30.1N



ANNUAL STATEMENT FOR THE YEAR 2025 OF THE Community Insurance Company

EXHIBIT OF PREMIUMS, ENROLLMENT AND UTILIZATION (a)

REPORT FOR: 1. CORPORATION

Community Insurance Company

2. Mason, OH

(LOCATION)

NAIC Group Code	0671 BUSINESS IN THE STATE OF Ohio			DURING THE YEAR 2025										NAIC Company Code 10345	
	1 Total	Comprehensive (Hospital & Medical)		4 Medicare Supplement	5 Vision Only	6 Dental Only	7 Federal Employees Health Benefits Plan	8 Title XVIII Medicare	9 Title XIX Medicaid	10 Credit A&H	11 Disability Income	12 Long-Term Care	13 Other Health	14 Other Non-Health	
		2 Individual	3 Group												
Total Members at end of:															
1. Prior year	2,315,226	103,623	284,653	67,312	495,374	239,189	167,875	271,800	205,776	0	0	0	479,624	0	
2. First quarter	2,426,325	118,014	280,845	66,156	505,391	237,834	163,390	285,711	203,967				565,017		
3. Second quarter	2,417,155	107,514	281,974	66,326	503,805	239,243	162,558	284,110	204,695				566,930		
4. Third quarter	2,437,701	107,424	285,442	66,400	503,981	248,402	161,802	280,916	206,759				576,575		
5. Current year	2,412,383	98,366	285,590	66,417	499,474	247,183	159,320	277,884	201,634				576,515		
6. Current year member months	29,166,479	1,298,171	3,408,115	796,022	6,044,658	2,906,421	1,945,767	3,397,159	2,492,984				6,877,182		
Total Member Ambulatory Encounters for Year:															
7. Physician	10,811,993	618,506	2,020,053	933,519			1,482,455	4,602,048	1,155,412						
8. Non-physician	14,908,304	514,832	1,670,930	962,049	139,093	240,680	1,242,707	6,654,355	3,483,658						
9. Total	25,720,297	1,133,338	3,690,983	1,895,568	139,093	240,680	2,725,162	11,256,403	4,639,070	0	0	0	0	0	
10. Hospital patient days incurred	874,137	45,198	90,946	55,550			82,613	475,201	124,629						
11. Number of inpatient admissions	154,319	8,048	18,650	11,224			15,324	77,390	23,683						
12. Health premiums written (b)	10,877,722,691	719,254,671	2,053,923,235	185,899,938	33,652,531	77,502,189	1,679,759,406	4,666,419,878	1,170,019,161				291,291,682		
13. Life premiums direct	0														
14. Property/casualty premiums written	0														
15. Health premiums earned	10,908,317,670	719,254,671	2,064,549,030	185,540,739	33,652,531	77,502,189	1,673,988,213	4,706,825,218	1,155,713,397				291,291,682		
16. Property/casualty premiums earned	0														
17. Amount paid for provision of health care services	9,814,685,210	631,199,915	1,825,592,070	144,137,108	24,576,007	58,451,842	1,546,995,805	4,407,115,927	953,583,169				223,033,367		
18. Amount incurred for provision of health care services	9,802,598,883	633,745,464	1,841,382,594	149,138,186	25,090,121	58,341,885	1,585,541,187	4,324,696,300	940,178,264				244,484,882		

(a) For health business: number of persons insured under PPO managed care products 1,390,325 and number of persons insured under indemnity only products 77,536 .

(b) For health premiums written: amount of Medicare Title XVIII exempt from state taxes or fees \$ 4,666,419,878

HO 00



ANNUAL STATEMENT FOR THE YEAR 2025 OF THE Community Insurance Company

EXHIBIT OF PREMIUMS, ENROLLMENT AND UTILIZATION (a)

REPORT FOR: 1. CORPORATION

Community Insurance Company

2. Mason, OH

NAIC Group Code	0671	BUSINESS IN THE STATE OF		Grand Total	DURING THE YEAR										(LOCATION)				
		Comprehensive (Hospital & Medical)			4	5	6	7	8	9	10	11	12	13	14	NAIC Company Code 10345			
		2	3													Medicare Supplement	Vision Only	Dental Only	Federal Employees Health Benefits Plan
Total	Individual	Group																	
Total Members at end of:																			
1. Prior year	2,329,907	103,623	284,653	68,918	495,374	239,189	167,875	284,875	205,776	0	0	0	479,624	0					
2. First quarter	2,440,954	118,014	280,845	67,704	505,391	237,834	163,390	298,792	203,967	0	0	0	565,017	0					
3. Second quarter	2,431,497	107,514	281,974	67,864	503,805	239,243	162,558	296,914	204,695	0	0	0	566,930	0					
4. Third quarter	2,451,861	107,424	285,442	67,925	503,981	248,402	161,802	293,551	206,759	0	0	0	576,575	0					
5. Current year	2,426,374	98,366	285,590	67,929	499,474	247,183	159,320	290,363	201,634	0	0	0	576,515	0					
6. Current year member months	29,338,761	1,298,171	3,408,115	814,457	6,044,658	2,906,421	1,945,767	3,551,006	2,492,984	0	0	0	6,877,182	0					
Total Member Ambulatory Encounters for Year:																			
7. Physician	11,004,853	618,506	2,020,053	955,662	0	0	1,482,455	4,772,765	1,155,412	0	0	0	0	0					
8. Non-physician	15,135,312	514,832	1,670,930	983,968	139,093	240,680	1,242,707	6,859,444	3,483,658	0	0	0	0	0					
9. Total	26,140,165	1,133,338	3,690,983	1,939,630	139,093	240,680	2,725,162	11,632,209	4,639,070	0	0	0	0	0					
10. Hospital patient days incurred	893,027	45,198	90,946	56,839	0	0	82,613	492,802	124,629	0	0	0	0	0					
11. Number of inpatient admissions	157,443	8,048	18,650	11,479	0	0	15,324	80,259	23,683	0	0	0	0	0					
12. Health premiums written (b)	11,052,223,353	719,254,671	2,053,923,235	191,957,920	33,652,531	77,502,189	1,679,759,406	4,834,862,558	1,170,019,161	0	0	0	291,291,682	0					
13. Life premiums direct	0	0	0	0	0	0	0	0	0	0	0	0	0	0					
14. Property/casualty premiums written	0	0	0	0	0	0	0	0	0	0	0	0	0	0					
15. Health premiums earned	11,086,664,539	719,254,671	2,064,549,030	191,598,721	33,652,531	77,502,189	1,673,988,213	4,879,114,105	1,155,713,397	0	0	0	291,291,682	0					
16. Property/casualty premiums earned	0	0	0	0	0	0	0	0	0	0	0	0	0	0					
17. Amount paid for provision of health care services	9,988,048,364	631,199,915	1,825,592,070	147,654,400	24,576,007	58,451,842	1,546,995,805	4,576,961,789	953,583,169	0	0	0	223,033,367	0					
18. Amount incurred for provision of health care services	9,971,559,569	633,745,464	1,841,382,594	152,941,374	25,090,121	58,341,885	1,585,541,187	4,489,853,798	940,178,264	0	0	0	244,484,882	0					

(a) For health business: number of persons insured under PPO managed care products 1,402,804 and number of persons insured under indemnity only products 79,048 .

(b) For health premiums written: amount of Medicare Title XVIII exempt from state taxes or fees \$ 4,834,862,558

30 GT

ANNUAL STATEMENT FOR THE YEAR 2025 OF THE Community Insurance Company

SCHEDULE S - PART 3 - SECTION 2

Reinsurance Ceded Accident and Health Insurance Listed by Reinsuring Company as of December 31, Current Year

1 NAIC Company Code	2 ID Number	3 Effective Date	4 Name of Company	5 Domi- ciliary Juris- diction	6 Type of Reinsurance Ceded	7 Type of Business Ceded	8 Premiums	9 Unearned Premiums (Estimated)	10 Reserve Credit Taken Other than for Unearned Premiums	Outstanding Surplus Relief		13 Modified Coinsurance Reserve	14 Funds Withheld Under Coinsurance
										11 Current Year	12 Prior Year		
28207	35-0781558	01/01/2018	Anthem Insurance Companies, Inc.	IN	QA/G	FEHBP	503,927,801		3,922,114				
28207	35-0781558	07/01/2022	Anthem Insurance Companies, Inc.	IN	SSL/I	MC	149,579						
0299999. General Account - authorized U.S. affiliates - other							504,077,380	0	3,922,114	0	0	0	0
0399999. Total General Account - authorized U.S. affiliates							504,077,380	0	3,922,114	0	0	0	0
0699999. Total General Account - authorized non-U.S. affiliates							0	0	0	0	0	0	0
0799999. Total General Account - authorized affiliates							504,077,380	0	3,922,114	0	0	0	0
70815	06-0838648	03/01/2018	Hartford Life & Accident Insurance Co	CT	QA/G	OH	135,415						
14421	27-1595679	01/01/2012	Eyemed Insurance Company	AZ	QA/G	LB	3,179,691		7,829				
0899999. General Account - authorized U.S. non-affiliates							3,315,106	0	7,829	0	0	0	0
1099999. Total General Account - authorized non-affiliates							3,315,106	0	7,829	0	0	0	0
1199999. Total General Account authorized							507,392,486	0	3,929,943	0	0	0	0
1499999. Total General Account - unauthorized U.S. affiliates							0	0	0	0	0	0	0
1799999. Total General Account - unauthorized non-U.S. affiliates							0	0	0	0	0	0	0
1899999. Total General Account - unauthorized affiliates							0	0	0	0	0	0	0
2199999. Total General Account - unauthorized non-affiliates							0	0	0	0	0	0	0
2299999. Total General Account unauthorized							0	0	0	0	0	0	0
2599999. Total General Account - certified U.S. affiliates							0	0	0	0	0	0	0
2899999. Total General Account - certified non-U.S. affiliates							0	0	0	0	0	0	0
2999999. Total General Account - certified affiliates							0	0	0	0	0	0	0
3299999. Total General Account - certified non-affiliates							0	0	0	0	0	0	0
3399999. Total General Account certified							0	0	0	0	0	0	0
3699999. Total General Account - reciprocal jurisdiction U.S. affiliates							0	0	0	0	0	0	0
3999999. Total General Account - reciprocal jurisdiction non-U.S. affiliates							0	0	0	0	0	0	0
4099999. Total General Account - reciprocal jurisdiction affiliates							0	0	0	0	0	0	0
4399999. Total General Account - reciprocal jurisdiction non-affiliates							0	0	0	0	0	0	0
4499999. Total General Account reciprocal jurisdiction							0	0	0	0	0	0	0
4599999. Total General Account authorized, unauthorized, reciprocal jurisdiction and certified							507,392,486	0	3,929,943	0	0	0	0
4899999. Total Separate Accounts - authorized U.S. affiliates							0	0	0	0	0	0	0
5199999. Total Separate Accounts - authorized non-U.S. affiliates							0	0	0	0	0	0	0
5299999. Total Separate Accounts - authorized affiliates							0	0	0	0	0	0	0
5599999. Total Separate Accounts - authorized non-affiliates							0	0	0	0	0	0	0
5699999. Total Separate Accounts authorized							0	0	0	0	0	0	0
5999999. Total Separate Accounts - unauthorized U.S. affiliates							0	0	0	0	0	0	0
6299999. Total Separate Accounts - unauthorized non-U.S. affiliates							0	0	0	0	0	0	0
6399999. Total Separate Accounts - unauthorized affiliates							0	0	0	0	0	0	0
6699999. Total Separate Accounts - unauthorized non-affiliates							0	0	0	0	0	0	0
6799999. Total Separate Accounts unauthorized							0	0	0	0	0	0	0
7099999. Total Separate Accounts - certified U.S. affiliates							0	0	0	0	0	0	0
7399999. Total Separate Accounts - certified non-U.S. affiliates							0	0	0	0	0	0	0
7499999. Total Separate Accounts - certified affiliates							0	0	0	0	0	0	0
7799999. Total Separate Accounts - certified non-affiliates							0	0	0	0	0	0	0
7899999. Total Separate Accounts certified							0	0	0	0	0	0	0
8199999. Total Separate Accounts - reciprocal jurisdiction U.S. affiliates							0	0	0	0	0	0	0
8499999. Total Separate Accounts - reciprocal jurisdiction non-U.S. affiliates							0	0	0	0	0	0	0
8599999. Total Separate Accounts - reciprocal jurisdiction affiliates							0	0	0	0	0	0	0
8899999. Total Separate Accounts - reciprocal jurisdiction non-affiliates							0	0	0	0	0	0	0
8999999. Total Separate Accounts reciprocal jurisdiction							0	0	0	0	0	0	0
9099999. Total Separate Accounts authorized, unauthorized, reciprocal jurisdiction and certified							0	0	0	0	0	0	0
9199999. Total U.S. (Sum of 0399999, 0899999, 1499999, 1999999, 2599999, 3099999, 3699999, 4199999, 4899999, 5399999, 5999999, 6499999, 7099999, 7599999, 8199999 and 8699999)							507,392,486	0	3,929,943	0	0	0	0
9299999. Total non-U.S. (Sum of 0699999, 0999999, 1799999, 2099999, 2899999, 3199999, 3999999, 4299999, 5199999, 5499999, 6299999, 6599999, 7399999, 7699999, 8499999 and 8799999)							0	0	0	0	0	0	0
9999999 - Totals							507,392,486	0	3,929,943	0	0	0	0

Schedule S - Part 4

NONE

Schedule S - Part 4 - Bank Footnote

NONE

Schedule S - Part 5

NONE

Schedule S - Part 5 - Bank Footnote

NONE

ANNUAL STATEMENT FOR THE YEAR 2025 OF THE Community Insurance Company

SCHEDULE S - PART 6

Five Year Exhibit of Reinsurance Ceded Business (\$000 Omitted)

	1 2025	2 2024	3 2023	4 2022	5 2021
A. OPERATIONS ITEMS					
1. Premiums	507,243	502,475	452,973	414,415	407,650
2. Title XVIII - Medicare	0	0	0	0	0
3. Title XIX - Medicaid	150	152	208	1,384	0
4. Commissions and reinsurance expense allowance	20	38	58	75	68
5. Total hospital and medical expenses	481,750	479,788	430,086	387,678	368,866
B. BALANCE SHEET ITEMS					
6. Premiums receivable					
7. Claims payable	94,397	81,671	60,495	53,945	53,698
8. Reinsurance recoverable on paid losses	38,048	34,370	37,036	31,625	31,871
9. Experience rating refunds due or unpaid					
10. Commissions and reinsurance expense allowances due					
11. Unauthorized reinsurance offset					
12. Offset for reinsurance with Certified Reinsurers					
C. UNAUTHORIZED REINSURANCE (DEPOSITS BY AND FUNDS WITHHELD FROM)					
13. Funds deposited by and withheld from (F)	0	0	0	0	0
14. Letters of credit (L)	0	0	0	0	0
15. Trust agreements (T)	0	0	0	0	0
16. Other (O)	0	0	0	0	0
D. REINSURANCE WITH CERTIFIED REINSURERS (DEPOSITS BY AND FUNDS WITHHELD FROM)					
17. Multiple Beneficiary Trust					0
18. Funds deposited by and withheld from (F)					0
19. Letters of credit (L)					0
20. Trust agreements (T)					0
21. Other (O)					0

ANNUAL STATEMENT FOR THE YEAR 2025 OF THE Community Insurance Company

SCHEDULE S - PART 7

Restatement of Balance Sheet to Identify Net Credit For Ceded Reinsurance

	1 As Reported (net of ceded)	2 Restatement Adjustments	3 Restated (gross of ceded)
ASSETS (Page 2, Col. 3)			
1. Cash and invested assets (Line 12)	2,431,185,453		2,431,185,453
2. Accident and health premiums due and unpaid (Line 15)	667,014,536	94,460,169	761,474,705
3. Amounts recoverable from reinsurers (Line 16.1)	38,048,496	(38,048,496)	0
4. Net credit for ceded reinsurance	XXX	(2,537,086)	(2,537,086)
5. All other admitted assets (Balance)	925,442,374	1,731,358	927,173,732
6. Total assets (Line 28)	4,061,690,860	55,605,945	4,117,296,805
LIABILITIES, CAPITAL AND SURPLUS (Page 3)			
7. Claims unpaid (Line 1)	1,101,250,365	94,397,322	1,195,647,687
8. Accrued medical incentive pool and bonus payments (Line 2)	98,686,784		98,686,784
9. Premiums received in advance (Line 8)	57,993,643		57,993,643
10. Funds held under reinsurance treaties with authorized and unauthorized reinsurers (Line 19 first inset amount plus second inset amount)	0		0
11. Reinsurance in unauthorized companies (Line 20 minus inset amount)	0		0
12. Reinsurance with Certified Reinsurers (Line 20 inset amount)			0
13. Funds held under reinsurance treaties with Certified Reinsurers (Line 19 third inset amount)	0		0
14. All other liabilities (Balance)	1,111,833,652	(38,791,377)	1,073,042,275
15. Total liabilities (Line 24)	2,369,764,444	55,605,945	2,425,370,389
16. Total capital and surplus (Line 33)	1,691,926,416	XXX	1,691,926,416
17. Total liabilities, capital and surplus (Line 34)	4,061,690,860	55,605,945	4,117,296,805
NET CREDIT FOR CEDED REINSURANCE			
18. Claims unpaid	94,397,322		
19. Accrued medical incentive pool	0		
20. Premiums received in advance	0		
21. Reinsurance recoverable on paid losses	38,048,496		
22. Other ceded reinsurance recoverables	(1,731,358)		
23. Total ceded reinsurance recoverables	130,714,460		
24. Premiums receivable	94,460,169		
25. Funds held under reinsurance treaties with authorized and unauthorized reinsurers	0		
26. Unauthorized reinsurance	0		
27. Reinsurance with Certified Reinsurers	0		
28. Funds held under reinsurance treaties with Certified Reinsurers	0		
29. Other ceded reinsurance payables/offsets	38,791,377		
30. Total ceded reinsurance payables/offsets	133,251,546		
31. Total net credit for ceded reinsurance	(2,537,086)		

SCHEDULE T - PART 2
INTERSTATE COMPACT - EXHIBIT OF PREMIUMS WRITTEN

Allocated by States and Territories

States, Etc.		Direct Business Only					
		1 Life (Group and Individual)	2 Annuities (Group and Individual)	3 Disability Income (Group and Individual)	4 Long-Term Care (Group and Individual)	5 Deposit-Type Contracts	6 Totals
1. Alabama	AL						
2. Alaska	AK						
3. Arizona	AZ						
4. Arkansas	AR						
5. California	CA						
6. Colorado	CO						
7. Connecticut	CT						
8. Delaware	DE						
9. District of Columbia	DC						
10. Florida	FL						
11. Georgia	GA						
12. Hawaii	HI						
13. Idaho	ID						
14. Illinois	IL						
15. Indiana	IN						
16. Iowa	IA						
17. Kansas	KS						
18. Kentucky	KY						
19. Louisiana	LA						
20. Maine	ME						
21. Maryland	MD						
22. Massachusetts	MA						
23. Michigan	MI						
24. Minnesota	MN						
25. Mississippi	MS						
26. Missouri	MO						
27. Montana	MT						
28. Nebraska	NE						
29. Nevada	NV						
30. New Hampshire	NH						
31. New Jersey	NJ						
32. New Mexico	NM						
33. New York	NY						
34. North Carolina	NC						
35. North Dakota	ND						
36. Ohio	OH						
37. Oklahoma	OK						
38. Oregon	OR						
39. Pennsylvania	PA						
40. Rhode Island	RI						
41. South Carolina	SC						
42. South Dakota	SD						
43. Tennessee	TN						
44. Texas	TX						
45. Utah	UT						
46. Vermont	VT						
47. Virginia	VA						
48. Washington	WA						
49. West Virginia	WV						
50. Wisconsin	WI						
51. Wyoming	WY						
52. American Samoa	AS						
53. Guam	GU						
54. Puerto Rico	PR						
55. U.S. Virgin Islands	VI						
56. Northern Mariana Islands	MP						
57. Canada	CAN						
58. Aggregate other alien	OT						
59. Total							

NONE

ANNUAL STATEMENT FOR THE YEAR 2025 OF THE Community Insurance Company

SCHEDULE Y

PART 1A - DETAILS OF INSURANCE HOLDING COMPANY SYSTEM

1	2	3	4	5	6	7	8	9	10	11	12	13	14	15	16
Group Code	Group Name	NAIC Company Code	ID Number	Federal RSSD	CIK	Name of Securities Exchange if Publicly Traded (U.S. or International)	Names of Parent, Subsidiaries Or Affiliates	Domiciliary Location	Relationship to Reporting Entity	Directly Controlled by (Name of Entity/Person)	Type of Control (Ownership, Board, Management, Attorney-in-Fact, Influence, Other)	If Control is Ownership Provide Percentage	Ultimate Controlling Entity(ies)/Person(s)	Is an SCA Filing Required? (Yes/No)	*
.0671	Elevalence Health, Inc.		66-0693660		0001156039		Advantage Medical Group, LLC	..PR	..NIA	PHM MultiSalud, LLC	Ownership	100.000	Elevalence Health, Inc.		
.0671	Elevalence Health, Inc.		66-0626908		0001156039		Alianza Medicos del SurEste, LLC	..PR	..NIA	PHM MultiSalud, LLC	Ownership	100.000	Elevalence Health, Inc.		
.0671	Elevalence Health, Inc.		84-2239629		0001156039		Alliance Care Management, LLC	..DE	..NIA	Anthem HP, LLC	Ownership	100.000	Elevalence Health, Inc.		
.0671	Elevalence Health, Inc.	16145	81-4626605		0001156039		Amerigroup Mississippi, Inc.	..MS	..IA	Anthem Partnership Holding Company, LLC	Ownership	100.000	Elevalence Health, Inc.		
.0671	Elevalence Health, Inc.		82-3734368		0001156039		Amerigroup Pennsylvania, Inc.	..PA	..NIA	Wellpoint Corporation	Ownership	100.000	Elevalence Health, Inc.		
.0671	Elevalence Health, Inc.	12229	06-1696189		0001156039		AMGP Georgia Managed Care Company, Inc.	..GA	..IA	Wellpoint Corporation	Ownership	100.000	Elevalence Health, Inc.		
.0671	Elevalence Health, Inc.	16774	84-4181695		0001156039		AMH Health Plans of Maine, Inc.	..ME	..IA	AMH Health, LLC	Ownership	100.000	Elevalence Health, Inc.		
.0671	Elevalence Health, Inc.	16553	83-2435050		0001156039		AMH Health, LLC	..ME	..IA	Anthem Partnership Holding Company, LLC	Ownership	64.000	Elevalence Health, Inc.	0104	
.0671	Elevalence Health, Inc.		13-3934328		0001156039		Anthem Benefits Agency, Inc.	..NY	..NIA	WellPoint Holding Corp	Ownership	100.000	Elevalence Health, Inc.		
.0671	Elevalence Health, Inc.	62825	95-4331852		0001156039		Anthem Blue Cross Life and Health Insurance Company	..CA	..IA	WellPoint California Services, Inc.	Ownership	100.000	Elevalence Health, Inc.		
.0671	Elevalence Health, Inc.		35-1898945		0001156039		Anthem Financial, Inc.	..DE	..NIA	Associated Group, Inc.	Ownership	100.000	Elevalence Health, Inc.		
.0671	Elevalence Health, Inc.	95120	61-1237516		0001156039		Anthem Health Plans of Kentucky, Inc.	..KY	..IA	ATH Holding Company, LLC	Ownership	100.000	Elevalence Health, Inc.		
.0671	Elevalence Health, Inc.	52618	31-1705652		0001156039		Anthem Health Plans of Maine, Inc.	..ME	..IA	ATH Holding Company, LLC	Ownership	100.000	Elevalence Health, Inc.		
.0671	Elevalence Health, Inc.	53759	02-0510530		0001156039		Anthem Health Plans of New Hampshire, Inc.	..NH	..IA	ATH Holding Company, LLC	Ownership	100.000	Elevalence Health, Inc.		
.0671	Elevalence Health, Inc.	71835	54-0357120	40003317	0001156039		Anthem Health Plans of Virginia, Inc.	..VA	..IA	Anthem Southeast, Inc.	Ownership	100.000	Elevalence Health, Inc.		
.0671	Elevalence Health, Inc.	60217	06-1475928		0001156039		Anthem Health Plans, Inc.	..CT	..IA	ATH Holding Company, LLC	Ownership	100.000	Elevalence Health, Inc.		
.0671	Elevalence Health, Inc.	55093	23-7391136		0001156039		Anthem HealthChoice Assurance, Inc.	..NY	..IA	WellPoint Holding Corp	Ownership	100.000	Elevalence Health, Inc.		
.0671	Elevalence Health, Inc.	95433	13-3874803		0001156039		Anthem HealthChoice HMO, Inc.	..NY	..IA	Anthem HealthChoice Assurance, Inc.	Ownership	100.000	Elevalence Health, Inc.		
.0671	Elevalence Health, Inc.		61-1459939		0001156039		Anthem Holding Corp.	..IN	..NIA	Elevalence Health, Inc.	Ownership	100.000	Elevalence Health, Inc.		
.0671	Elevalence Health, Inc.	16574	13-3865627		0001156039		Anthem HP, LLC	..NY	..IA	Wellpoint Corporation	Ownership	100.000	Elevalence Health, Inc.	0100	
.0671	Elevalence Health, Inc.	28207	35-0781558		0001156039		Anthem Insurance Companies, Inc.	..IN	..IA	Elevalence Health, Inc.	Ownership	100.000	Elevalence Health, Inc.		
.0671	Elevalence Health, Inc.	15543	47-0992859		0001156039		Anthem Kentucky Managed Care Plan, Inc.	..KY	..IA	ATH Holding Company, LLC	Ownership	100.000	Elevalence Health, Inc.		
.0671	Elevalence Health, Inc.		81-3974489		0001156039		Anthem Partnership Holding Company, LLC	..IN	..NIA	Elevalence Health, Inc.	Ownership	100.000	Elevalence Health, Inc.		
.0671	Elevalence Health, Inc.		32-0031791		0001156039		Anthem Southeast, Inc.	..IN	..NIA	Elevalence Health, Inc.	Ownership	100.000	Elevalence Health, Inc.		
.0671	Elevalence Health, Inc.	16298	82-3062789		0001156039		APC Passe, LLC	..AR	..IA	Anthem Partnership Holding Company, LLC	Ownership	49.000	Elevalence Health, Inc.	0111	
.0671	Elevalence Health, Inc.		27-0643389		0001156039		Appalachian Home Infusion, LLC	..GA	..NIA	Paragon Healthcare, Inc.	Ownership	100.000	Elevalence Health, Inc.		
.0671	Elevalence Health, Inc.		87-4518697		0001156039		APR, LLC	..IN	..NIA	ATH Holding Company, LLC	Ownership	100.000	Elevalence Health, Inc.		
.0671	Elevalence Health, Inc.		95-4640529		0001156039		Arcus Enterprises, Inc.	..DE	..NIA	Anthem Holding Corp.	Ownership	100.000	Elevalence Health, Inc.		
.0671	Elevalence Health, Inc.		35-1292384		0001156039		Associated Group, Inc.	..IN	..NIA	Anthem Insurance Companies, Inc.	Ownership	100.000	Elevalence Health, Inc.		
.0671	Elevalence Health, Inc.		11-3713086		0001156039		ATH Holding Company, LLC	..IN	..UDP	Elevalence Health, Inc.	Ownership	100.000	Elevalence Health, Inc.		
.0671	Elevalence Health, Inc.		35-2129194		0001156039		AUMSI UM Services, Inc.	..IN	..NIA	Wellpoint Specialty Services, Inc.	Ownership	100.000	Elevalence Health, Inc.		
.0671	Elevalence Health, Inc.		66-0957393		0001156039		Best Transportation of PR, LLC	..PR	..NIA	MMM Transportation, LLC	Ownership	51.000	Elevalence Health, Inc.	0113	
.0671	Elevalence Health, Inc.		85-0609453		0001156039		BioPlus Parent, LLC	..DE	..NIA	ATH Holding Company, LLC	Ownership	100.000	Elevalence Health, Inc.		
.0671	Elevalence Health, Inc.		33-1465119		0001156039		BioPlus Specialty Holding Company, LLC	..IN	..NIA	ELV Holding Company 3, LLC	Ownership	100.000	Elevalence Health, Inc.		
.0671	Elevalence Health, Inc.		81-0575008		0001156039		BioPlus Specialty Infusion AL, LLC	..AL	..NIA	BioPlus Specialty Infusion Holdings, Inc.	Ownership	100.000	Elevalence Health, Inc.		
.0671	Elevalence Health, Inc.		20-3499500		0001156039		BioPlus Specialty Infusion CA, LLC	..CA	..NIA	BioPlus Specialty Infusion Holdings, Inc.	Ownership	100.000	Elevalence Health, Inc.		
.0671	Elevalence Health, Inc.		27-1853694		0001156039		BioPlus Specialty Infusion TX, LLC	..TX	..NIA	BioPlus Specialty Infusion Holdings, Inc.	Ownership	100.000	Elevalence Health, Inc.		
.0671	Elevalence Health, Inc.		45-4958559		0001156039		BioPlus Specialty Infusion Holdings, Inc.	..DE	..NIA	Inc.	Ownership	100.000	Elevalence Health, Inc.		
.0671	Elevalence Health, Inc.		45-4958619		0001156039		BioPlus Specialty Pharmacy CA, LLC	..CA	..NIA	BioPlus Specialty Pharmacy Holdings II, Inc.	Ownership	100.000	Elevalence Health, Inc.		
.0671	Elevalence Health, Inc.		26-1136549		0001156039		BioPlus Specialty Pharmacy LA, LLC	..LA	..NIA	Inc.	Ownership	100.000	Elevalence Health, Inc.		
.0671	Elevalence Health, Inc.		45-1501538		0001156039		BioPlus Specialty Pharmacy FL 2, LLC	..FL	..NIA	BioPlus Specialty Pharmacy Holdings 3, LLC	Ownership	100.000	Elevalence Health, Inc.		
.0671	Elevalence Health, Inc.		74-3195235		0001156039		BioPlus Specialty Pharmacy Holdings, Inc.	..DE	..NIA	BioPlus Specialty Holding Company, LLC	Ownership	100.000	Elevalence Health, Inc.		
.0671	Elevalence Health, Inc.		45-4958358		0001156039		BioPlus Specialty Pharmacy Holdings I, Inc.	..DE	..NIA	BioPlus Specialty Pharmacy Holdings, Inc.	Ownership	100.000	Elevalence Health, Inc.		

ANNUAL STATEMENT FOR THE YEAR 2025 OF THE Community Insurance Company

SCHEDULE Y

PART 1A - DETAILS OF INSURANCE HOLDING COMPANY SYSTEM

1	2	3	4	5	6	7	8	9	10	11	12	13	14	15	16
Group Code	Group Name	NAIC Company Code	ID Number	Federal RSSD	CIK	Name of Securities Exchange if Publicly Traded (U.S. or International)	Names of Parent, Subsidiaries Or Affiliates	Domiciliary Location	Relationship to Reporting Entity	Directly Controlled by (Name of Entity/Person)	Type of Control (Ownership, Board, Management, Attorney-in-Fact, Influence, Other)	If Control is Ownership Provide Percentage	Ultimate Controlling Entity(ies)/Person(s)	Is an SCA Filing Required? (Yes/No)	*
.0671	Elevance Health, Inc.		45-4958481		0001156039		BioPlus Specialty Pharmacy Holdings II, Inc.	..DE.....	NIA.....	BioPlus Specialty Pharmacy Holdings I, Inc.	Ownership.....	100.000	Elevance Health, Inc.		
.0671	Elevance Health, Inc.		45-1501638		0001156039		BioPlus Specialty Pharmacy Holdings 3, LLC	..DE.....	NIA.....	BioPlus Specialty Pharmacy Holdings II, Inc.	Ownership.....	100.000	Elevance Health, Inc.		
.0671	Elevance Health, Inc.		59-3622808		0001156039		BioPlus Specialty Pharmacy, Inc.	..FL.....	NIA.....	BioPlus Specialty Pharmacy Holdings, Inc.	Ownership.....	100.000	Elevance Health, Inc.		
.0671	Elevance Health, Inc.		59-2920860		0001156039		BioPlus Specialty Pharmacy Services, LLC	..FL.....	NIA.....	BioPlus Parent, LLC	Ownership.....	100.000	Elevance Health, Inc.		
.0671	Elevance Health, Inc.	96962	58-1638390		0001156039		Blue Cross Blue Shield Healthcare Plan of Georgia, Inc.	..GA.....	IA.....	Cerulean Companies, Inc.	Ownership.....	100.000	Elevance Health, Inc.		
.0671	Elevance Health, Inc.	54003	39-0138065		0001156039		Blue Cross Blue Shield of Wisconsin	..WI.....	IA.....	Crossroads Acquisition Corp.	Ownership.....	100.000	Elevance Health, Inc.		
.0671	Elevance Health, Inc.		95-3760980		0001156039		Blue Cross of California	..CA.....	IA.....	WellPoint California Services, Inc.	Ownership.....	100.000	Elevance Health, Inc.		0100
.0671	Elevance Health, Inc.		20-2994048		0001156039		Blue Cross of California Partnership Plan, Inc.	..CA.....	IA.....	Blue Cross of California	Ownership.....	100.000	Elevance Health, Inc.		0100
.0671	Elevance Health, Inc.				0001156039		Boehm & Associates, LLC	..CA.....	NIA.....	The 4600 Group Holdings, LLC	Ownership.....	100.000	Elevance Health, Inc.		
.0671	Elevance Health, Inc.	13164	26-2127080		0001156039		Capricorn Holdco, Inc.	..IN.....	IA.....	Anthem Insurance Companies, Inc.	Ownership.....	100.000	Elevance Health, Inc.		
.0671	Elevance Health, Inc.				0001156039		Carebridge Holding Company, LLC	..IN.....	NIA.....	ELV Holding Company 4, LLC	Ownership.....	100.000	Elevance Health, Inc.		
.0671	Elevance Health, Inc.		82-5334761		0001156039		Carelon Behavioral Care, Inc.	..DE.....	NIA.....	Carelon Behavioral Health Holdings, Inc.	Ownership.....	100.000	Elevance Health, Inc.		
.0671	Elevance Health, Inc.		13-39324920		0001156039		Carelon Behavioral Health IPA, Inc.	..NY.....	NIA.....	Carelon Behavioral Health, Inc.	Ownership.....	100.000	Elevance Health, Inc.		
.0671	Elevance Health, Inc.				0001156039		Carelon Behavioral Health of California, Inc.	..CA.....	IA.....	Carelon Behavioral Health, Inc.	Ownership.....	100.000	Elevance Health, Inc.		0100
.0671	Elevance Health, Inc.		95-4297571		0001156039		Carelon Behavioral Health Holdings, Inc.	..VA.....	NIA.....	Carelon, Inc.	Ownership.....	100.000	Elevance Health, Inc.		
.0671	Elevance Health, Inc.		54-1230110		0001156039		Carelon Behavioral Health Strategies IPA, LLC	..NY.....	NIA.....	Carelon Behavioral Health Strategies, LLC	Ownership.....	100.000	Elevance Health, Inc.		
.0671	Elevance Health, Inc.		45-5208205		0001156039		Carelon Behavioral Health, Inc.	..VA.....	NIA.....	Carelon Holding Company 1, LLC	Ownership.....	100.000	Elevance Health, Inc.		
.0671	Elevance Health, Inc.		54-1414194		0001156039		Carelon Behavioral Health, Inc.	..VA.....	NIA.....	Carelon Holding Company 1, LLC	Ownership.....	100.000	Elevance Health, Inc.		
.0671	Elevance Health, Inc.		98-1492098		0001156039		Carelon Digital Platforms Israel Ltd.	..ISR.....	NIA.....	Carelon Holdings I, Inc.	Ownership.....	100.000	Elevance Health, Inc.		
.0671	Elevance Health, Inc.		84-1782311		0001156039		Carelon Digital Platforms, Inc.	..IN.....	NIA.....	ATH Holding Company, LLC	Ownership.....	100.000	Elevance Health, Inc.		
.0671	Elevance Health, Inc.		46-0613946		0001156039		Carelon Employment Company, LLC.	..IN.....	NIA.....	The Elevance Health Companies, Inc.	Ownership.....	100.000	Elevance Health, Inc.		
.0671	Elevance Health, Inc.		98-1397080		0001156039		Carelon Global Solutions India LLP	..IN.....	NIA.....	Carelon Holdings I, Inc.	Ownership.....	99.000	Elevance Health, Inc.		
.0671	Elevance Health, Inc.		98-1397080		0001156039		Carelon Global Solutions India LLP	..IN.....	NIA.....	Carelon Holdings II, LLC	Ownership.....	1.000	Elevance Health, Inc.		
.0671	Elevance Health, Inc.				0001156039		Carelon Global Solutions Ireland Limited	..IRL.....	NIA.....	Carelon Holdings I, Inc.	Ownership.....	100.000	Elevance Health, Inc.		
.0671	Elevance Health, Inc.		98-1490582		0001156039		Carelon Global Solutions Philippines, Inc.	..PHL.....	NIA.....	Carelon Holdings I, Inc.	Ownership.....	100.000	Elevance Health, Inc.		
.0671	Elevance Health, Inc.				0001156039		Carelon Global Solutions Puerto Rico, L.L.C.	..PR.....	NIA.....	Carelon Holdings I, Inc.	Ownership.....	100.000	Elevance Health, Inc.		
.0671	Elevance Health, Inc.		66-0976533		0001156039		Carelon Global Solutions U.S., Inc.	..IN.....	NIA.....	Carelon Holdings I, Inc.	Ownership.....	100.000	Elevance Health, Inc.		
.0671	Elevance Health, Inc.		87-2164713		0001156039		Carelon Global Solutions U.S., Inc.	..IN.....	NIA.....	Carelon Holdings I, Inc.	Ownership.....	100.000	Elevance Health, Inc.		
.0671	Elevance Health, Inc.		45-4238555		0001156039		Carelon Health Federal Services, Inc.	..VA.....	NIA.....	Carelon Behavioral Health, Inc.	Ownership.....	100.000	Elevance Health, Inc.		
.0671	Elevance Health, Inc.				0001156039		Carelon Health, Inc.	..IN.....	NIA.....	Carelon, Inc.	Ownership.....	100.000	Elevance Health, Inc.		
.0671	Elevance Health, Inc.	15448	46-2053405		0001156039		Carelon Health of New Jersey, Inc.	..NJ.....	IA.....	Carelon Behavioral Health, Inc.	Ownership.....	100.000	Elevance Health, Inc.		
.0671	Elevance Health, Inc.	47025	23-2918735		0001156039		Carelon Health of Pennsylvania, Inc.	..PA.....	IA.....	Carelon Behavioral Health, Inc.	Ownership.....	100.000	Elevance Health, Inc.		
.0671	Elevance Health, Inc.		81-4603181		0001156039		Carelon Health of Texas	..TX.....	NIA.....	Carelon Medical Benefits Management, Inc.	Ownership.....	100.000	Elevance Health, Inc.		
.0671	Elevance Health, Inc.		82-3030791		0001156039		Carelon Holdings I, Inc.	..IN.....	NIA.....	Elevance Health, Inc.	Ownership.....	100.000	Elevance Health, Inc.		
.0671	Elevance Health, Inc.		82-3031178		0001156039		Carelon Holdings II, LLC	..IN.....	NIA.....	Carelon Holdings I, Inc.	Ownership.....	100.000	Elevance Health, Inc.		
.0671	Elevance Health, Inc.				0001156039		Carelon Holding Company 1, LLC	..IN.....	NIA.....	Carelon, Inc.	Ownership.....	49.500	Elevance Health, Inc.		
.0671	Elevance Health, Inc.				0001156039		Carelon Holding Company 1, LLC	..IN.....	NIA.....	Carelon Behavioral Health Holdings, Inc.	Ownership.....	49.500	Elevance Health, Inc.		
.0671	Elevance Health, Inc.				0001156039		Carelon Holding Company 1, LLC	..IN.....	NIA.....	Carelon Health, Inc.	Ownership.....	1.000	Elevance Health, Inc.		
.0671	Elevance Health, Inc.		82-3027094		0001156039		Carelon, Inc.	..IN.....	NIA.....	Elevance Health, Inc.	Ownership.....	100.000	Elevance Health, Inc.		
.0671	Elevance Health, Inc.		85-0541810		0001156039		Carelon Insights IPA of New York, LLC	..NY.....	NIA.....	Carelon Medical Benefits Management, Inc.	Ownership.....	100.000	Elevance Health, Inc.		
.0671	Elevance Health, Inc.		82-3300542		0001156039		Carelon Insights, LLC.	..IN.....	NIA.....	Carelon Holding Company 1, LLC	Ownership.....	100.000	Elevance Health, Inc.		
.0671	Elevance Health, Inc.		36-3692630		0001156039		Carelon Medical Benefits Management, LLC.	..IL.....	NIA.....	Carelon Insights, Inc.	Ownership.....	100.000	Elevance Health, Inc.		
.0671	Elevance Health, Inc.		90-1057454		0001156039		Carelon Palliative Care, LLC.	..DE.....	NIA.....	Nash Holding Company, LLC	Ownership.....	100.000	Elevance Health, Inc.		
.0671	Elevance Health, Inc.		51-0365660		0001156039		Carelon Research, Inc.	..DE.....	NIA.....	Arcus Enterprises, Inc.	Ownership.....	100.000	Elevance Health, Inc.		
.0671	Elevance Health, Inc.		47-3025203		0001156039		CarelonRx Pharmacy, Inc.	..DE.....	NIA.....	CarelonRx, Inc.	Ownership.....	100.000	Elevance Health, Inc.		

41.1

ANNUAL STATEMENT FOR THE YEAR 2025 OF THE Community Insurance Company

SCHEDULE Y

PART 1A - DETAILS OF INSURANCE HOLDING COMPANY SYSTEM

1	2	3	4	5	6	7	8	9	10	11	12	13	14	15	16
Group Code	Group Name	NAIC Company Code	ID Number	Federal RSSD	CIK	Name of Securities Exchange if Publicly Traded (U.S. or International)	Names of Parent, Subsidiaries Or Affiliates	Domiciliary Location	Relationship to Reporting Entity	Directly Controlled by (Name of Entity/Person)	Type of Control (Ownership, Board, Management, Attorney-in-Fact, Influence, Other)	If Control is Ownership Provide Percentage	Ultimate Controlling Entity(ies)/Person(s)	Is an SCA Filing Required? (Yes/No)	*
.0671	Elevance Health, Inc.		82-3062245		0001156039		CarelonRx, Inc.	..IN.....	NIA.....	Carelon, Inc.	Ownership.....	100.000	Elevance Health, Inc.		
.0671	Elevance Health, Inc.		62-1655574		0001156039		Caremax Pharmacy of Loudon, Inc.	..TN.....	NIA.....	PathWrite, Inc.	Ownership.....	100.000	Elevance Health, Inc.		
.0671	Elevance Health, Inc.		66-0787011		0001156039		Caribbean Accountable Care, LLC	..PR.....	NIA.....	MSO of Puerto Rico, LLC	Ownership.....	100.000	Elevance Health, Inc.		
.0671	Elevance Health, Inc.		66-0554720		0001156039		Castellana Physician Services, LLC	..PR.....	NIA.....	IPA Holdings, LLC	Ownership.....	100.000	Elevance Health, Inc.		
.0671	Elevance Health, Inc.	16345	82-1853423		0001156039		CCHA, LLC	..CO.....	IA.....	Anthem Partnership Holding Company, LLC	Ownership.....	50.000	Elevance Health, Inc.	0101	
.0671	Elevance Health, Inc.		45-3956774		0001156039		Centers Plan for Healthy Living, LLC	..NY.....	NIA.....	Wellpoint Corporation	Ownership.....	100.000	Elevance Health, Inc.	0100	
.0671	Elevance Health, Inc.		66-0695526		0001156039		Centros de Medicina Primaria Advantage del Norte, LLC	..PR.....	NIA.....	PHM MultiSalud, LLC	Ownership.....	100.000	Elevance Health, Inc.		
.0671	Elevance Health, Inc.		66-0519243		0001156039		Centros Medicina Familiar del Norte, LLC	..PR.....	NIA.....	PHM MultiSalud, LLC	Ownership.....	100.000	Elevance Health, Inc.		
.0671	Elevance Health, Inc.		66-0530940		0001156039		Centros Medicos Unidos del Oeste, LLC	..PR.....	NIA.....	PHM MultiSalud, LLC	Ownership.....	100.000	Elevance Health, Inc.		
.0671	Elevance Health, Inc.		58-2217138		0001156039		Cerulean Companies, Inc.	..GA.....	NIA.....	Anthem Holding Corp.	Ownership.....	100.000	Elevance Health, Inc.		
.0671	Elevance Health, Inc.		66-0947829		0001156039		Clinica Todo Salud, LLC	..PR.....	NIA.....	MSO Holdings, LLC	Ownership.....	100.000	Elevance Health, Inc.		
.0671	Elevance Health, Inc.		66-0947900		0001156039		Clinica Todo Salud-Aibonito, LLC	..PR.....	NIA.....	Clinica Todo Salud, LLC	Ownership.....	100.000	Elevance Health, Inc.		
.0671	Elevance Health, Inc.		66-0964118		0001156039		Clinical Staff Solutions, LLC	..PR.....	NIA.....	MSO Holdings, LLC	Ownership.....	100.000	Elevance Health, Inc.		
.0671	Elevance Health, Inc.		84-1470861		0001156039		Colorado State Infusion, Inc.	..CO.....	NIA.....	PathWrite, Inc.	Ownership.....	100.000	Elevance Health, Inc.		
.0671	Elevance Health, Inc.		84-4838726		0001156039		Coltello Pharmaceuticals, LLC	..TX.....	NIA.....	Paragon Healthcare, Inc.	Ownership.....	100.000	Elevance Health, Inc.		
.0671	Elevance Health, Inc.	14276	45-3358287		0001156039		Community Care Health Plan of Kansas, Inc.	..KS.....	IA.....	Anthem Partnership Holding Company, LLC	Ownership.....	90.000	Elevance Health, Inc.	0110	
.0671	Elevance Health, Inc.	14064	26-4674149		0001156039		Community Care Health Plan of Louisiana, Inc.	..LA.....	IA.....	Anthem Partnership Holding Company, LLC	Ownership.....	75.000	Elevance Health, Inc.	0103	
.0671	Elevance Health, Inc.	15951	47-5456872		0001156039		Community Care Health Plan of Nebraska, Inc.	..NE.....	IA.....	Anthem Partnership Holding Company, LLC	Ownership.....	95.000	Elevance Health, Inc.	0108	
.0671	Elevance Health, Inc.	12586	20-3317697		0001156039		Community Care Health Plan of Nevada, Inc.	..NV.....	IA.....	Wellpoint Corporation	Ownership.....	100.000	Elevance Health, Inc.		
.0671	Elevance Health, Inc.	10345	31-1440175		0001156039		Community Insurance Company	..OH.....	RE.....	ATH Holding Company, LLC	Ownership.....	100.000	Elevance Health, Inc.		
.0671	Elevance Health, Inc.	95693	39-1462554		0001156039		CompCare Health Services Insurance Corporation	..WI.....	IA.....	Blue Cross Blue Shield of Wisconsin	Ownership.....	100.000	Elevance Health, Inc.		
.0671	Elevance Health, Inc.		66-0909478		0001156039		Consorcio MultiSalud del Oeste, Inc.	..PR.....	NIA.....	Centros Medicos Unidos del Oeste, LLC	Ownership.....	81.000	Elevance Health, Inc.	0102	
.0671	Elevance Health, Inc.		20-0334650		0001156039		Crossroads Acquisition Corp.	..DE.....	NIA.....	Anthem Holding Corp.	Ownership.....	100.000	Elevance Health, Inc.		
.0671	Elevance Health, Inc.		41-1905556		0001156039		DeCare Analytics, LLC	..MN.....	NIA.....	DeCare Dental, LLC	Ownership.....	100.000	Elevance Health, Inc.		
.0671	Elevance Health, Inc.		02-0574609		0001156039		DeCare Dental Health International, LLC	..MN.....	NIA.....	DeCare Dental, LLC	Ownership.....	100.000	Elevance Health, Inc.		
.0671	Elevance Health, Inc.				0001156039		DeCare Dental Insurance Ireland, Ltd.	..IRL.....	NIA.....	DeCare Dental, LLC	Ownership.....	100.000	Elevance Health, Inc.		
.0671	Elevance Health, Inc.		73-1665525		0001156039		DeCare Dental Networks, LLC	..MN.....	NIA.....	DeCare Dental, LLC	Ownership.....	100.000	Elevance Health, Inc.		
.0671	Elevance Health, Inc.		01-0822645		0001156039		DeCare Dental, LLC	..MN.....	NIA.....	Anthem Holding Corp.	Ownership.....	100.000	Elevance Health, Inc.		
.0671	Elevance Health, Inc.				0001156039		DeCare Operations Ireland, Limited	..IRL.....	NIA.....	DeCare Dental, LLC	Ownership.....	100.000	Elevance Health, Inc.		
.0671	Elevance Health, Inc.		20-0660775		0001156039		Delivery Network, LLC	..FL.....	NIA.....	Highland Acquisition Holdings, LLC	Ownership.....	100.000	Elevance Health, Inc.		
.0671	Elevance Health, Inc.		66-0948046		0001156039		Dental Services Organization, LLC	..PR.....	NIA.....	Clinica Todo Salud, LLC	Ownership.....	100.000	Elevance Health, Inc.		
.0671	Elevance Health, Inc.		26-2544715		0001156039		Designated Agent Company, Inc.	..KY.....	NIA.....	Anthem Health Plans of Kentucky, Inc.	Ownership.....	100.000	Elevance Health, Inc.		
.0671	Elevance Health, Inc.		45-3666871		0001156039		Dogwood Pharmacy, LLC	..FL.....	NIA.....	BioPlus Parent, LLC	Ownership.....	100.000	Elevance Health, Inc.		
.0671	Elevance Health, Inc.		27-2844373		0001156039		EasyScripts Cutler Bay, LLC	..FL.....	NIA.....	Highland Acquisition Holdings, LLC	Ownership.....	100.000	Elevance Health, Inc.		
.0671	Elevance Health, Inc.		26-2974996		0001156039		EasyScripts Hialeah, LLC	..FL.....	NIA.....	Highland Acquisition Holdings, LLC	Ownership.....	100.000	Elevance Health, Inc.		
.0671	Elevance Health, Inc.		30-0478573		0001156039		EasyScripts LLC	..FL.....	NIA.....	Highland Acquisition Holdings, LLC	Ownership.....	100.000	Elevance Health, Inc.		
.0671	Elevance Health, Inc.		46-0613819		0001156039		EasyScripts Westchester, LLC	..FL.....	NIA.....	Highland Acquisition Holdings, LLC	Ownership.....	100.000	Elevance Health, Inc.		
.0671	Elevance Health, Inc.		45-2736438		0001156039		Elevance Health Information Technology Services, Inc.	..CA.....	NIA.....	Blue Cross of California	Ownership.....	100.000	Elevance Health, Inc.		
.0671	Elevance Health, Inc.		35-2145715		0001156039	New York Stock Exchange (NYSE)	Elevance Health, Inc.	..IN.....	UIP.....				Elevance Health, Inc.		
.0671	Elevance Health, Inc.				0001156039		ELV Holding Company 4, LLC	..IN.....	NIA.....	ATH Holding Company, LLC	Ownership.....	100.000	Elevance Health, Inc.		
.0671	Elevance Health, Inc.		33-1446422		0001156039		ELV Holding Company 3, LLC	..IN.....	NIA.....	ATH Holding Company, LLC	Ownership.....	100.000	Elevance Health, Inc.		
.0671	Elevance Health, Inc.		99-1735633		0001156039		ELV Holding Company 2, LLC	..IN.....	NIA.....	ATH Holding Company, LLC	Ownership.....	100.000	Elevance Health, Inc.		
.0671	Elevance Health, Inc.		93-3287081		0001156039		ELV Holding Company, LLC	..IN.....	NIA.....	ATH Holding Company, LLC	Ownership.....	100.000	Elevance Health, Inc.		
.0671	Elevance Health, Inc.		66-0616318		0001156039		Farmacia Doral, Inc.	..PR.....	NIA.....	Bioplus Specialty Pharmacy, Inc.	Ownership.....	100.000	Elevance Health, Inc.		
.0671	Elevance Health, Inc.		26-4286154		0001156039		Federal Government Solutions, LLC	..WI.....	NIA.....	ATH Holding Company, LLC	Ownership.....	100.000	Elevance Health, Inc.		

41.2

ANNUAL STATEMENT FOR THE YEAR 2025 OF THE Community Insurance Company

SCHEDULE Y
PART 1A - DETAILS OF INSURANCE HOLDING COMPANY SYSTEM

1	2	3	4	5	6	7	8	9	10	11	12	13	14	15	16
Group Code	Group Name	NAIC Company Code	ID Number	Federal RSSD	CIK	Name of Securities Exchange if Publicly Traded (U.S. or International)	Names of Parent, Subsidiaries Or Affiliates	Domiciliary Location	Relationship to Reporting Entity	Directly Controlled by (Name of Entity/Person)	Type of Control (Ownership, Board, Management, Attorney-in-Fact, Influence, Other)	If Control is Ownership Provide Percentage	Ultimate Controlling Entity(ies)/Person(s)	Is an SCA Filing Required? (Yes/No)	*
.0671	Elevance Health, Inc.	10119	41-2128275		0001156039		Freedom Health, Inc.	FL	IA	Wellpoint Corporation	Ownership	100.000	Elevance Health, Inc.		
.0671	Elevance Health, Inc.		88-1706818		0001156039		Freedom SPV, LLC	DE	NIA	Carelton Holding Company 1, LLC	Ownership	100.000	Elevance Health, Inc.		
.0671	Elevance Health, Inc.				0001156039		Government Healthcare Solutions LLC	DE	NIA	National Government Services, Inc.	Ownership	49.000	Elevance Health, Inc.		.0112
.0671	Elevance Health, Inc.		84-4672692		0001156039		GR Health Solutions LLC	PA	NIA	Anthem Partnership Holding Company, LLC	Ownership	50.000	Elevance Health, Inc.		.0106
.0671	Elevance Health, Inc.	93521	95-3670351		0001156039		Granular Insurance Company	SC	IA	ATH Holding Company, LLC	Ownership	100.000	Elevance Health, Inc.		
.0671	Elevance Health, Inc.		92-0268281		0001156039		GranularRe, Inc.	SC	IA	ATH Holding Company, LLC	Ownership	100.000	Elevance Health, Inc.		.0100
.0671	Elevance Health, Inc.	12812	30-0326654		0001156039		Grupo Advantage Health Solutions, Inc.	PA	IA	GR Health Solutions LLC	Ownership	100.000	Elevance Health, Inc.		
.0671	Elevance Health, Inc.		66-0695527		0001156039		Grupo Advantage del Oeste, LLC	PR	NIA	PHM MultiSalud, LLC	Ownership	100.000	Elevance Health, Inc.		
.0671	Elevance Health, Inc.		66-0927403		0001156039		Grupo Advantage Metro, LLC	PR	NIA	PHM MultiSalud, LLC	Ownership	100.000	Elevance Health, Inc.		
.0671	Elevance Health, Inc.		46-4122139		0001156039		HaloCare Specialty Therapeutics, LLC	LA	NIA	Paragon Hemophilia Solutions, Inc.	Ownership	100.000	Elevance Health, Inc.		
.0671	Elevance Health, Inc.		36-3897701		0001156039		Health Ventures Partner, L.L.C.	IL	NIA	Wellpoint National Services, Inc.	Ownership	100.000	Elevance Health, Inc.		
.0671	Elevance Health, Inc.		20-8188236		0001156039		Healthcare Subrogation Group, LLC	DE	NIA	Carelton Insights, Inc.	Ownership	100.000	Elevance Health, Inc.		
.0671	Elevance Health, Inc.	95169	54-1356687		0001156039		HealthKeepers, Inc.	VA	IA	Anthem Southeast, Inc.	Ownership	92.510	Elevance Health, Inc.		
.0671	Elevance Health, Inc.	95169	54-1356687		0001156039		HealthKeepers, Inc.	VA	IA	Wellpoint National Services, Inc.	Ownership	7.490	Elevance Health, Inc.		
.0671	Elevance Health, Inc.		43-1616135		0001156039		HealthLink Administrators, Inc.	MO	NIA	HealthLink, Inc.	Ownership	100.000	Elevance Health, Inc.		
.0671	Elevance Health, Inc.		43-1364135		0001156039		HealthLink, Inc.	IL	NIA	RightCHOICE Managed Care, Inc.	Ownership	100.000	Elevance Health, Inc.		
.0671	Elevance Health, Inc.	10122	20-0982649		0001156039		HealthSun Health Plans, Inc.	FL	IA	Wellpoint Corporation	Ownership	100.000	Elevance Health, Inc.		
.0671	Elevance Health, Inc.		46-3434016		0001156039		HealthSun Physicians Network 1, LLC	FL	NIA	HealthSun Physicians Network, LLC	Ownership	100.000	Elevance Health, Inc.		
.0671	Elevance Health, Inc.		46-5250294		0001156039		HealthSun Physicians Network, LLC	FL	NIA	Delivery Network, LLC	Ownership	100.000	Elevance Health, Inc.		
.0671	Elevance Health, Inc.	78972	86-0257201		0001156039		Healthy Alliance Life Insurance Company	MO	IA	RightCHOICE Managed Care, Inc.	Ownership	100.000	Elevance Health, Inc.		
.0671	Elevance Health, Inc.		81-3471305		0001156039		Highland Acquisition Holdings, LLC	DE	NIA	Highland Intermediate Holdings, LLC	Ownership	100.000	Elevance Health, Inc.		
.0671	Elevance Health, Inc.		81-3487249		0001156039		Highland Intermediate Holdings, LLC	DE	NIA	Highland Investor Holdings, LLC	Ownership	100.000	Elevance Health, Inc.		
.0671	Elevance Health, Inc.		81-3493196		0001156039		Highland Investor Holdings, LLC	DE	NIA	ATH Holding Company, LLC	Ownership	98.000	Elevance Health, Inc.		
.0671	Elevance Health, Inc.		81-3493196		0001156039		Highland Investor Holdings, LLC	DE	NIA	Wellpoint Corporation	Ownership	2.000	Elevance Health, Inc.		
.0671	Elevance Health, Inc.	95473	84-1017384		0001156039		HMO Colorado, Inc.	CO	IA	Rocky Mountain Hospital and Medical Service, Inc.	Ownership	100.000	Elevance Health, Inc.		
.0671	Elevance Health, Inc.	95358	37-1216698		0001156039		HMO Missouri, Inc.	MO	IA	RightCHOICE Managed Care, Inc.	Ownership	100.000	Elevance Health, Inc.		
.0671	Elevance Health, Inc.		83-2158120		0001156039		IEC Group Holdings, Inc.	ID	NIA	ATH Holding Company, LLC	Ownership	100.000	Elevance Health, Inc.		
.0671	Elevance Health, Inc.		82-0497661		0001156039		IEC Group, Inc. d/b/a AmeriBen	ID	NIA	IEC Group Holdings, Inc.	Ownership	100.000	Elevance Health, Inc.		
.0671	Elevance Health, Inc.		66-0884762		0001156039		InHealth Management, LLC	PR	NIA	MSO Holdings, LLC	Ownership	100.000	Elevance Health, Inc.		
.0671	Elevance Health, Inc.		90-0213778		0001156039		Innovative Infusions, LLC	TX	NIA	Paragon Healthcare, Inc.	Ownership	100.000	Elevance Health, Inc.		
.0671	Elevance Health, Inc.		87-4479408		0001156039		Innovative Pharmacy Services, LLC	TX	NIA	Paragon Healthcare, Inc.	Ownership	100.000	Elevance Health, Inc.		
.0671	Elevance Health, Inc.		20-1866944		0001156039		InSite Therapy Centers, LLC	TX	NIA	Paragon Healthcare, Inc.	Ownership	100.000	Elevance Health, Inc.		
.0671	Elevance Health, Inc.		66-0959260		0001156039		IPA Holdings, LLC	PR	NIA	MSO Holdings, LLC	Ownership	100.000	Elevance Health, Inc.		
.0671	Elevance Health, Inc.		81-3466504		0001156039		LDNR Pharmacy, Inc.	CA	NIA	Paragon Hemophilia Solutions, Inc.	Ownership	100.000	Elevance Health, Inc.		
.0671	Elevance Health, Inc.		02-0581429		0001156039		Living Complete Technologies, Inc.	MD	NIA	Carelton Behavioral Health, Inc.	Ownership	100.000	Elevance Health, Inc.		
.0671	Elevance Health, Inc.		66-0999240		0001156039		MAPR Capital, LLC	PR	NIA	MAPR Global, LLC	Ownership	100.000	Elevance Health, Inc.		
.0671	Elevance Health, Inc.		66-0999355		0001156039		MAPR Global, LLC	PR	NIA	APR, LLC	Ownership	100.000	Elevance Health, Inc.		
.0671	Elevance Health, Inc.		66-0999498		0001156039		MAPR Holdings, LLC	PR	NIA	MAPR Capital, LLC	Ownership	100.000	Elevance Health, Inc.		
.0671	Elevance Health, Inc.		04-3307857		0001156039		Massachusetts Behavioral Health Partnership	MA	NIA	Carelton Behavioral Health, Inc.	Ownership	50.000	Elevance Health, Inc.		
.0671	Elevance Health, Inc.		04-3307857		0001156039		Massachusetts Behavioral Health Partnership	MA	NIA	OPTIONS Health Care, Inc.	Ownership	50.000	Elevance Health, Inc.		
.0671	Elevance Health, Inc.	95527	02-0494919		0001156039		Matthew Thornton Health Plan, Inc.	NH	IA	Anthem Health Plans of New Hampshire, Inc.	Ownership	100.000	Elevance Health, Inc.		
.0671	Elevance Health, Inc.		66-0823267		0001156039		Medical Dental Network Management, LLC	PR	NIA	MMH Holdings, LLC	Ownership	100.000	Elevance Health, Inc.		
.0671	Elevance Health, Inc.		05-0616063		0001156039		Medway Infusion Services, LLC	TX	NIA	PathWrite, Inc.	Ownership	100.000	Elevance Health, Inc.		
.0671	Elevance Health, Inc.	12913	20-5862801		0001156039		Missouri Care, Incorporated	MO	IA	ATH Holding Company, LLC	Ownership	100.000	Elevance Health, Inc.		
.0671	Elevance Health, Inc.	11157	66-0588600		0001156039		MMH Healthcare, LLC	PR	IA	MMH Holdings, LLC	Ownership	100.000	Elevance Health, Inc.		
.0671	Elevance Health, Inc.		66-0649625		0001156039		MMH Holdings, LLC	PR	NIA	MAPR Holdings, LLC	Ownership	100.000	Elevance Health, Inc.		
.0671	Elevance Health, Inc.	12534	66-0653763		0001156039		MMH Multi Health, LLC	PR	IA	MMH Holdings, LLC	Ownership	100.000	Elevance Health, Inc.		

ANNUAL STATEMENT FOR THE YEAR 2025 OF THE Community Insurance Company

SCHEDULE Y

PART 1A - DETAILS OF INSURANCE HOLDING COMPANY SYSTEM

1	2	3	4	5	6	7	8	9	10	11	12	13	14	15	16
Group Code	Group Name	NAIC Company Code	ID Number	Federal RSSD	CIK	Name of Securities Exchange if Publicly Traded (U.S. or International)	Names of Parent, Subsidiaries Or Affiliates	Domiciliary Location	Relationship to Reporting Entity	Directly Controlled by (Name of Entity/Person)	Type of Control (Ownership, Board, Management, Attorney-in-Fact, Influence, Other)	If Control is Ownership Provide Percentage	Ultimate Controlling Entity(ies)/Person(s)	Is an SCA Filing Required? (Yes/No)	*
.0671	Elevance Health, Inc.		66-1002779		0001156039		MMM Transportation, LLC	PR	NIA	MSO Holdings, LLC	Ownership	100.000	Elevance Health, Inc.		
.0671	Elevance Health, Inc.		82-4684953		0001156039		Momentum Health Partners, LLC	NC	NIA	Anthem Partnership Holding Company, LLC	Ownership	50.000	Elevance Health, Inc.		0105
.0671	Elevance Health, Inc.		66-0645750		0001156039		MSO Holdings, LLC	PR	NIA	MAPR Capital, LLC	Ownership	100.000	Elevance Health, Inc.		
.0671	Elevance Health, Inc.		66-0719637		0001156039		MISO of Puerto Rico, LLC	PR	NIA	MSO Holdings, LLC	Ownership	100.000	Elevance Health, Inc.		
.0671	Elevance Health, Inc.		83-0892028		0001156039		Nash Holding Company, LLC	DE	NIA	Carelon Holding Company 1, LLC	Ownership	100.000	Elevance Health, Inc.		
.0671	Elevance Health, Inc.		35-1840597		0001156039		National Government Services, Inc.	IN	NIA	Federal Government Solutions, LLC	Ownership	100.000	Elevance Health, Inc.		
.0671	Elevance Health, Inc.		04-2919509		0001156039		New England Research Institute, Inc.	MA	NIA	Carelon Research, Inc.	Ownership	100.000	Elevance Health, Inc.		
.0671	Elevance Health, Inc.		81-5476630		0001156039		NGS Federal, LLC	IN	NIA	Federal Government Solutions, LLC	Ownership	100.000	Elevance Health, Inc.		
.0671	Elevance Health, Inc.	12259	20-1336412		0001156039		Optimum Healthcare, Inc.	FL	IA	Wellpoint Corporation	Ownership	100.000	Elevance Health, Inc.		
.0671	Elevance Health, Inc.		54-1826967		0001156039		OPTIONS Health Care, Inc.	DE	NIA	Carelon Behavioral Health, Inc.	Ownership	100.000	Elevance Health, Inc.		
.0671	Elevance Health, Inc.		45-3280551		0001156039		Paragon Healthcare, Inc.	TX	NIA	PHI Parent LLC	Ownership	100.000	Elevance Health, Inc.		
.0671	Elevance Health, Inc.		20-4608164		0001156039		Paragon Hemophilia Solutions, Inc.	TX	NIA	Paragon Healthcare, Inc.	Ownership	100.000	Elevance Health, Inc.		
.0671	Elevance Health, Inc.		99-1734519		0001156039		Paragon Holding Company, LLC	IN	NIA	ELV Holding Company 2, LLC	Ownership	100.000	Elevance Health, Inc.		
.0671	Elevance Health, Inc.		06-1639157		0001156039		Paragon Infusion Care, Inc.	TX	NIA	Paragon Healthcare, Inc.	Ownership	100.000	Elevance Health, Inc.		
.0671	Elevance Health, Inc.		27-5108451		0001156039		Paragon Nutrition Care LLC	TX	NIA	Paragon Healthcare, Inc.	Ownership	100.000	Elevance Health, Inc.		
.0671	Elevance Health, Inc.		27-1991772		0001156039		Pasteur Medical Bird Road, LLC	FL	NIA	Highland Acquisition Holdings, LLC	Ownership	100.000	Elevance Health, Inc.		
.0671	Elevance Health, Inc.		20-2749389		0001156039		Pasteur Medical Center, LLC	DE	NIA	Highland Acquisition Holdings, LLC	Ownership	100.000	Elevance Health, Inc.		
.0671	Elevance Health, Inc.		27-1366915		0001156039		Pasteur Medical Cutler Bay, LLC	FL	NIA	Highland Acquisition Holdings, LLC	Ownership	100.000	Elevance Health, Inc.		
.0671	Elevance Health, Inc.		20-0610128		0001156039		Pasteur Medical Group, LLC	FL	NIA	Highland Acquisition Holdings, LLC	Ownership	100.000	Elevance Health, Inc.		
.0671	Elevance Health, Inc.		37-1668303		0001156039		Pasteur Medical Hialeah Gardens, LLC	FL	NIA	Highland Acquisition Holdings, LLC	Ownership	100.000	Elevance Health, Inc.		
.0671	Elevance Health, Inc.		47-3464152		0001156039		Pasteur Medical Kendall, LLC	FL	NIA	Highland Acquisition Holdings, LLC	Ownership	100.000	Elevance Health, Inc.		
.0671	Elevance Health, Inc.		27-2810478		0001156039		Pasteur Medical Management, LLC	FL	NIA	Highland Acquisition Holdings, LLC	Ownership	100.000	Elevance Health, Inc.		
.0671	Elevance Health, Inc.		33-1217936		0001156039		Pasteur Medical Miami Gardens, LLC	FL	NIA	Highland Acquisition Holdings, LLC	Ownership	100.000	Elevance Health, Inc.		
.0671	Elevance Health, Inc.		27-2651017		0001156039		Pasteur Medical North Miami Beach, LLC	FL	NIA	Highland Acquisition Holdings, LLC	Ownership	100.000	Elevance Health, Inc.		
.0671	Elevance Health, Inc.		26-0813665		0001156039		Pasteur Medical Partners, LLC	FL	NIA	Highland Acquisition Holdings, LLC	Ownership	100.000	Elevance Health, Inc.		
.0671	Elevance Health, Inc.		75-2908511		0001156039		Pathwrite, Inc.	TX	NIA	Paragon Healthcare, Inc.	Ownership	100.000	Elevance Health, Inc.		
.0671	Elevance Health, Inc.		85-1447140		0001156039		PHI Parent LLC	DE	NIA	Paragon Holding Company, LLC	Ownership	100.000	Elevance Health, Inc.		
.0671	Elevance Health, Inc.		66-0693134		0001156039		PHM Healthcare Solutions, Inc.	PR	NIA	Physician Group Practices, LLC	Ownership	100.000	Elevance Health, Inc.		
.0671	Elevance Health, Inc.		66-0864220		0001156039		PHM IntraHospital Physician Group, LLC	PR	NIA	PHM MultiSalud, LLC	Ownership	100.000	Elevance Health, Inc.		
.0671	Elevance Health, Inc.		66-0811976		0001156039		PHM Multidisciplinary Clinic Aguadilla LLC	PR	NIA	PHM MultiDisciplinary Clinic, LLC	Ownership	100.000	Elevance Health, Inc.		
.0671	Elevance Health, Inc.		66-0812014		0001156039		PHM Multidisciplinary Clinic Arecibo LLC	PR	NIA	PHM MultiDisciplinary Clinic, LLC	Ownership	100.000	Elevance Health, Inc.		
.0671	Elevance Health, Inc.		66-0925853		0001156039		PHM Multidisciplinary Clinic Cabo Rojo LLC	PR	NIA	PHM MultiDisciplinary Clinic, LLC	Ownership	100.000	Elevance Health, Inc.		
.0671	Elevance Health, Inc.		66-0764408		0001156039		PHM Multidisciplinary Clinic Guayama LLC	PR	NIA	PHM MultiDisciplinary Clinic, LLC	Ownership	100.000	Elevance Health, Inc.		
.0671	Elevance Health, Inc.		66-0949111		0001156039		PHM Multidisciplinary Clinic Maunabo LLC	PR	NIA	PHM MultiDisciplinary Clinic, LLC	Ownership	100.000	Elevance Health, Inc.		
.0671	Elevance Health, Inc.		66-0859950		0001156039		PHM MultiDisciplinary Clinic, LLC	PR	NIA	PHM MultiSalud, LLC	Ownership	100.000	Elevance Health, Inc.		
.0671	Elevance Health, Inc.		66-0867882		0001156039		PHM MultiSalud, LLC	PR	NIA	Physician Group Practices, LLC	Ownership	100.000	Elevance Health, Inc.		
.0671	Elevance Health, Inc.		66-0864171		0001156039		PHM Specialty Network, LLC	PR	NIA	PHM MultiSalud, LLC	Ownership	100.000	Elevance Health, Inc.		
.0671	Elevance Health, Inc.		66-0960976		0001156039		Physician Group Practices, LLC	PR	NIA	IPA Holdings, LLC	Ownership	100.000	Elevance Health, Inc.		
.0671	Elevance Health, Inc.	12178	66-0592131		0001156039		PMC Medicare Choice, LLC	PR	IA	MMH Holdings, LLC	Ownership	100.000	Elevance Health, Inc.		
.0671	Elevance Health, Inc.		47-5139459		0001156039		Raina Rx LLC	NY	NIA	BioPlus Parent, LLC	Ownership	100.000	Elevance Health, Inc.		
.0671	Elevance Health, Inc.		47-0851593		0001156039		RightCHOICE Managed Care, Inc.	DE	NIA	Anthem Holding Corp.	Ownership	100.000	Elevance Health, Inc.		
.0671	Elevance Health, Inc.		45-3667026		0001156039		River Medical Pharmacy, LLC	FL	NIA	BioPlus Parent, LLC	Ownership	100.000	Elevance Health, Inc.		
.0671	Elevance Health, Inc.	11011	84-0747736		0001156039		Rocky Mountain Hospital and Medical Service, Inc.	CO	IA	ATH Holding Company, LLC	Ownership	100.000	Elevance Health, Inc.		
.0671	Elevance Health, Inc.		82-2751942		0001156039		RSV 002B LTSS, Inc.	DE	NIA	Carebridge Holding Company, LLC	Ownership	100.000	Elevance Health, Inc.		
.0671	Elevance Health, Inc.		46-2787212		0001156039		Santa Barbara Specialty Pharmacy, LLC	CA	NIA	BioPlus Parent, LLC	Ownership	100.000	Elevance Health, Inc.		
.0671	Elevance Health, Inc.		20-0473316		0001156039		SellCore, Inc.	DE	NIA	Elevance Health, Inc.	Ownership	100.000	Elevance Health, Inc.		
.0671	Elevance Health, Inc.	13726	27-0945036		0001156039		Simply Healthcare Plans, Inc.	FL	IA	Wellpoint Corporation	Ownership	100.000	Elevance Health, Inc.		
.0671	Elevance Health, Inc.		55-0712302		0001156039		Southeast Services, Inc.	VA	NIA	Anthem Southeast, Inc.	Ownership	100.000	Elevance Health, Inc.		

ANNUAL STATEMENT FOR THE YEAR 2025 OF THE Community Insurance Company

SCHEDULE Y

PART 1A - DETAILS OF INSURANCE HOLDING COMPANY SYSTEM

1	2	3	4	5	6	7	8	9	10	11	12	13	14	15	16
Group Code	Group Name	NAIC Company Code	ID Number	Federal RSSD	CIK	Name of Securities Exchange if Publicly Traded (U.S. or International)	Names of Parent, Subsidiaries Or Affiliates	Domi-ciliary Location	Relation-ship to Reporting Entity	Directly Controlled by (Name of Entity/Person)	Type of Control (Ownership, Board, Management, Attorney-in-Fact, Influence, Other)	If Control is Ownership Provide Percentage	Ultimate Controlling Entity(ies)/Person(s)	Is an SCA Filing Re-quired? (Yes/No)	*
.0671	Elevance Health, Inc.		45-4071004		0001156039		State Sponsored Services, Inc.	..IN.....	..NIA.....	Wellpoint Specialty Services, Inc.	Ownership.....	100.000	Elevance Health, Inc.		
.0671	Elevance Health, Inc.				0001156039		The 4600 Group Holdings, LLC	..CA.....	..NIA.....	Carelon Insights, Inc.	Ownership.....	100.000	Elevance Health, Inc.		
.0671	Elevance Health, Inc.				0001156039		The 4600 Group, LLC	..CA.....	..NIA.....	The 4600 Group Holdings, LLC	Ownership.....	100.000	Elevance Health, Inc.		
.0671	Elevance Health, Inc.		45-5443372		0001156039		The Elevance Health Companies of California, Inc.	..CA.....	..NIA.....	ATH Holding Company, LLC	Ownership.....	100.000	Elevance Health, Inc.		
.0671	Elevance Health, Inc.				0001156039		The Elevance Health Companies of Puerto Rico, LLC	..PR.....	..NIA.....	MM Holdings, LLC	Ownership.....	100.000	Elevance Health, Inc.		
.0671	Elevance Health, Inc.		66-1002717		0001156039		The Elevance Health Companies, Inc.	..IN.....	..NIA.....	ATH Holding Company, LLC	Ownership.....	100.000	Elevance Health, Inc.		
.0671	Elevance Health, Inc.		35-1835818		0001156039		Triadd NY, LLC dba MyCompass	..NY.....	..NIA.....	Alliance Care Management, LLC	Ownership.....	25.000	Elevance Health, Inc.		0109
.0671	Elevance Health, Inc.		85-3592292		0001156039		VITA CARE, LLC	..PR.....	..NIA.....	MSO Holdings, LLC	Ownership.....	100.000	Elevance Health, Inc.		
.0671	Elevance Health, Inc.		66-0865037		0001156039		WellMax Health Medical Centers, LLC	..FL.....	..NIA.....	Delivery Network, LLC	Ownership.....	100.000	Elevance Health, Inc.		
.0671	Elevance Health, Inc.		20-0660563		0001156039		WellMax Health Physicians Network, LLC	..FL.....	..NIA.....	Delivery Network, LLC	Ownership.....	100.000	Elevance Health, Inc.		
.0671	Elevance Health, Inc.		20-0660644		0001156039		WellPoint Acquisition, LLC	..IN.....	..NIA.....	Elevance Health, Inc.	Ownership.....	100.000	Elevance Health, Inc.		
.0671	Elevance Health, Inc.		20-4405193		0001156039		WellPoint California Services, Inc.	..DE.....	..NIA.....	Anthem Holding Corp.	Ownership.....	100.000	Elevance Health, Inc.		
.0671	Elevance Health, Inc.		95-4640531		0001156039		Wellpoint Corporation	..DE.....	..NIA.....	ATH Holding Company, LLC	Ownership.....	100.000	Elevance Health, Inc.		
.0671	Elevance Health, Inc.		54-1739323		0001156039		Wellpoint Delaware, Inc.	..DE.....	..NIA.....	Anthem Partnership Holding Company, LLC	Ownership.....	100.000	Elevance Health, Inc.		
.0671	Elevance Health, Inc.		82-1800037		0001156039		WellPoint Dental Services, Inc.	..DE.....	..NIA.....	Wellpoint Specialty Services, Inc.	Ownership.....	100.000	Elevance Health, Inc.		
.0671	Elevance Health, Inc.		95-4657170		0001156039		WellPoint District of Columbia, Inc.	..DC.....	..IA.....	Anthem Partnership Holding Company, LLC	Ownership.....	100.000	Elevance Health, Inc.		
.0671	Elevance Health, Inc.	16168	81-4131800		0001156039		Wellpoint Federal Corporation	..IN.....	..NIA.....	Federal Government Solutions, LLC	Ownership.....	100.000	Elevance Health, Inc.		
.0671	Elevance Health, Inc.		47-2546820		0001156039		Wellpoint Health Plans, Inc.	..OH.....	..IA.....	Wellpoint Corporation	Ownership.....	100.000	Elevance Health, Inc.		
.0671	Elevance Health, Inc.	10767	13-4212818		0001156039		WellPoint Health Solutions, Inc.	..DE.....	..NIA.....	Federal Government Solutions, LLC	Ownership.....	100.000	Elevance Health, Inc.		
.0671	Elevance Health, Inc.		81-2874917		0001156039		WellPoint Holding Corp	..DE.....	..NIA.....	Elevance Health, Inc.	Ownership.....	100.000	Elevance Health, Inc.		
.0671	Elevance Health, Inc.		20-3620996		0001156039		Wellpoint Illinois Services, Inc.	..IL.....	..NIA.....	Wellpoint National Services, Inc.	Ownership.....	100.000	Elevance Health, Inc.		
.0671	Elevance Health, Inc.		36-3899137		0001156039		Wellpoint Insurance Company	..TX.....	..IA.....	Wellpoint Corporation	Ownership.....	100.000	Elevance Health, Inc.		
.0671	Elevance Health, Inc.	14078	45-2485907		0001156039		WellPoint Insurance Services, Inc.	..HI.....	..IA.....	Elevance Health, Inc.	Ownership.....	100.000	Elevance Health, Inc.		0100
.0671	Elevance Health, Inc.		36-4595641		0001156039		Wellpoint Iowa, Inc.	..IA.....	..IA.....	Wellpoint Corporation	Ownership.....	100.000	Elevance Health, Inc.		
.0671	Elevance Health, Inc.	15807	47-3863197		0001156039		WellPoint IPA Holding Company, LLC.	..IN.....	..NIA.....	Carelon Holding Company 1, LLC	Ownership.....	100.000	Elevance Health, Inc.		
.0671	Elevance Health, Inc.		45-4985009		0001156039		Wellpoint IPA of New York, LLC	..NY.....	..NIA.....	Wellpoint IPA Holding Company, LLC	Ownership.....	100.000	Elevance Health, Inc.		
.0671	Elevance Health, Inc.	80314	52-0913817		0001156039		Wellpoint Life and Health Insurance Company	..IN.....	..IA.....	Wellpoint National Services, Inc.	Ownership.....	100.000	Elevance Health, Inc.		
.0671	Elevance Health, Inc.	95832	51-0387398		0001156039		Wellpoint Maryland, Inc.	..MD.....	..IA.....	Wellpoint Corporation	Ownership.....	100.000	Elevance Health, Inc.		
.0671	Elevance Health, Inc.		95-4635507		0001156039		Wellpoint National Services, Inc.	..DE.....	..NIA.....	Anthem Holding Corp.	Ownership.....	100.000	Elevance Health, Inc.		
.0671	Elevance Health, Inc.	95373	22-3375292		0001156039		Wellpoint New Jersey, Inc.	..NJ.....	..IA.....	Wellpoint Corporation	Ownership.....	100.000	Elevance Health, Inc.		
.0671	Elevance Health, Inc.	12354	20-2073598		0001156039		WellPoint New Mexico, Inc.	..NM.....	..IA.....	Wellpoint Corporation	Ownership.....	100.000	Elevance Health, Inc.		
.0671	Elevance Health, Inc.		36-3897080		0001156039		Wellpoint Partnership Plan, LLC	..IL.....	..NIA.....	Health Ventures Partner, L.L.C.	Ownership.....	75.000	Elevance Health, Inc.		
.0671	Elevance Health, Inc.		36-3897080		0001156039		Wellpoint Partnership Plan, LLC	..IL.....	..NIA.....	Wellpoint Illinois Services, Inc.	Ownership.....	25.000	Elevance Health, Inc.		
.0671	Elevance Health, Inc.	17519	92-3489706		0001156039		Wellpoint South Carolina, Inc.	..SC.....	..IA.....	Anthem Partnership Holding Company, LLC	Ownership.....	100.000	Elevance Health, Inc.		
.0671	Elevance Health, Inc.		77-0494551		0001156039		Wellpoint Specialty Services, Inc.	..DE.....	..NIA.....	Anthem Holding Corp.	Ownership.....	100.000	Elevance Health, Inc.		
.0671	Elevance Health, Inc.	12941	20-4776597		0001156039		Wellpoint Tennessee, Inc.	..TN.....	..IA.....	Wellpoint Corporation	Ownership.....	100.000	Elevance Health, Inc.		
.0671	Elevance Health, Inc.	95314	75-2603231		0001156039		Wellpoint Texas, Inc.	..TX.....	..IA.....	Wellpoint Corporation	Ownership.....	100.000	Elevance Health, Inc.		
.0671	Elevance Health, Inc.	14073	27-3510384		0001156039		Wellpoint Washington, Inc.	..WA.....	..IA.....	Wellpoint Corporation	Ownership.....	100.000	Elevance Health, Inc.		
.0671	Elevance Health, Inc.	11810	84-1620480		0001156039		Wellpoint West Virginia, Inc.	..WV.....	..IA.....	Wellpoint National Services, Inc.	Ownership.....	100.000	Elevance Health, Inc.		
.0671	Elevance Health, Inc.		84-1316462		0001156039		WestCare, Inc.	..CO.....	..NIA.....	Paragon Healthcare, Inc.	Ownership.....	100.000	Elevance Health, Inc.		
.0671	Elevance Health, Inc.		26-4814272		0001156039		XCEL Reimbursement Solutions, LLC	..TX.....	..NIA.....	Paragon Healthcare, Inc.	Ownership.....	100.000	Elevance Health, Inc.		

ANNUAL STATEMENT FOR THE YEAR 2025 OF THE Community Insurance Company

Asterisk	Explanation
0100	Insurer is deemed to be an insurance affiliate, as noted in column 10. However, it does not file an NAIC statutory statement because it is either regulated by the New York State Department of Health (Anthem HP, LLC and Centers Plan for Living Health, LLC), the California Department of Managed Health Care (Blue Cross of California, Blue Cross of California Partnership Plan and Celeron Behavioral Health of California, inc.), as a captive insurer by the South Carolina Department of Insurance (GranularRe, Inc.) or as a captive insurer by the Hawaii Department of Insurance (WellPoint Insurance Services, Inc.)
0101	CCHA, LLC is a joint venture 50% owned by Anthem Partnership Holding Company, LLC and 50% owned by Colorado Community Health Alliance, LLC, a non-affiliate.
0102	Owned 81% by Centros Medicos Unidos del Oeste, LLC, 13% by Asociacion de Medicos del Oeste, Inc. (a non-affiliate) and 6% by Doctores Asociados del Noroeste, Inc. (a non-affiliate).
0103	Community Care Health Plan of Louisiana, Inc. is a joint venture 75% owned by Anthem Partnership Holding Company, LLC and 25% owned by Louisiana Health Service & Indemnity Company d/b/a Blue Cross and Blue Shield of Louisiana (a non-affiliate).
0104	AMH Health, LLC is a joint venture 64% owned by Anthem Partnership Holding Company, LLC and 36% by MaineHealth, a non-affiliate.
0105	Momentum Health Partners, LLC is a joint venture 50% owned by Anthem Partnership Holding Company, LLC and 50% owned by Blue Cross and Blue Shield of North Carolina, a non-affiliate.
0106	GR Health Solutions, LLC is a joint venture 50% owned by Anthem Partnership Holding Company, LLC and 50% owned by Independence Blue Cross, LLC, a non-affiliate.
0107	Community Care Health Plan of Nebraska, Inc. is a joint venture 95% owned by Anthem Partnership Holding Company, LLC and 5% owned by Blue Cross and Blue Shield of Nebraska, a non-affiliate.
0108	TriADD NY , LLC dba MyCompass (NY) is owned 25% by Alliance Care Management, LLC and 75% by non-affiliates.
0109	Community Care Health Plan of Kansas, Inc. is a joint venture 90% owned by Anthem Partnership Holding Company, LLC, 5% owned by Blue Cross and Blue Shield of Kansas (a non-affiliate), and 5% owned by Blue Cross and Blue Shield of Kansas City, a non-affiliate.
0110	APC Passe, LLC is 49% owned by Anthem Partnership Holding Company, LLC and 51% owned by the Arkansas Provider Coalition, LLC, which is not affiliated with Anthem, Inc.
0111	Government Healthcare Solutions LLC. is a joint venture 49% owned by National Government Services, Inc. and 51% owned by MKS2 LLC (non-affiliate)
0112	Best Transportation of PR, LLC is a joint venture 51% owned by MMM Transportation, LLC and 49% owned by a non-affiliate.

ANNUAL STATEMENT FOR THE YEAR 2025 OF THE Community Insurance Company

SCHEDULE Y

PART 2 - SUMMARY OF INSURER'S TRANSACTIONS WITH ANY AFFILIATES

1	2	3	4	5	6	7	8	9	10	11	12	13
NAIC Company Code	ID Number	Names of Insurers and Parent, Subsidiaries or Affiliates	Shareholder Dividends	Capital Contributions	Purchases, Sales or Exchanges of Loans, Securities, Real Estate, Mortgage Loans or Other Investments	Income/ (Disbursements) Incurred in Connection with Guarantees or Undertakings for the Benefit of any Affiliate(s)	Management Agreements and Service Contracts	Income/ (Disbursements) Incurred Under Reinsurance Agreements	*	Any Other Material Activity Not in the Ordinary Course of the Insurer's Business	Totals	Reinsurance Recoverable/ (Payable) on Losses and/or Reserve Credit Taken/(Liability)
16145	81-4626605	Amerigroup Mississippi, Inc.									0	
12229	06-1696189	AMGP Georgia Managed Care Company, Inc.		125,000,000			(222,822,296)				(97,822,296)	
16774	84-4181695	AMH Health Plans of Maine, Inc.					(1,801,574)				(1,801,574)	
16553	83-2435050	AMH Health, LLC					(20,483,862)				(20,483,862)	
62825	95-4331852	Anthem Blue Cross Life and Health Insurance Company	(195,900,000)				(1,109,356,662)	219,984,768			(1,085,271,894)	394,478,957
95120	61-1237516	Anthem Health Plans of Kentucky, Inc.	(175,000,000)				(465,383,204)	(23,534,017)			(663,917,221)	(2,536,190)
52618	31-1705652	Anthem Health Plans of Maine, Inc.					(102,394,540)				(102,394,540)	
53759	02-0510530	Anthem Health Plans of New Hampshire, Inc.	(16,300,000)				(55,943,790)				(72,243,790)	
71835	54-0357120	Anthem Health Plans of Virginia, Inc.	(265,400,000)				(620,307,112)	(49,873,182)			(935,580,294)	(16,769,130)
60217	06-1475928	Anthem Health Plans, Inc.					(397,270,699)				(397,270,699)	
55093	23-7391136	Anthem HealthChoice Assurance, Inc.	(114,500,000)				(633,003,265)				(747,503,265)	
95433	13-3874803	Anthem HealthChoice HMO, Inc.					(9,629,539)				(9,629,539)	
16574	13-3865627	Anthem HP, LLC					(494,836,073)	(378,014)			(495,214,087)	
28207	35-0781558	Anthem Insurance Companies, Inc.		(7,500,000)			(1,823,339,968)	(69,075,199)			(1,899,915,167)	30,573,494
15543	47-0992859	Anthem Kentucky Managed Care Plan, Inc.	(330,000,000)				(1,434,493)				(331,434,493)	
	81-3974489	Anthem Partnership Holding Company, LLC					(51,232,979)				(51,232,979)	
16298	82-3062789	APC Passe, LLC					(19,774,858)	(87,248,448)			(107,023,306)	77,911,906
	74-3195235	BioPlus Specialty Pharmacy Holdings, Inc.					(47,130,055)				(47,130,055)	
	59-2920860	BioPlus Specialty Pharmacy Services, LLC					(235,339,696)				(235,339,696)	
96962	58-1638390	Blue Cross Blue Shield Healthcare Plan of Georgia, Inc.	(200,000,000)				(899,720,009)				(1,099,720,009)	
54003	39-0138065	Blue Cross Blue Shield of Wisconsin					(168,987,653)	(35,591,087)			(204,578,740)	(4,151,549)
	95-3760980	Blue Cross of California	(500,000,000)				(1,453,166,053)				(1,953,166,053)	
	20-2994048	Blue Cross of California Partnership Plan, Inc.	(100,000,000)				(659,239,888)				(759,239,888)	
13164	26-2127080	Capricorn Holdco, Inc.		7,500,000			(12,691,358)				(5,191,358)	
	95-4297571	Carelon Behavioral Health of California, Inc.					(15,905,539)				(15,905,539)	
	54-1414194	Carelon Behavioral Health, Inc.					(390,456,989)				(390,456,989)	
	45-4238555	Carelon Health Federal Services, Inc.					(69,460,392)				(69,460,392)	
15448	46-2053405	Carelon Health of New Jersey, Inc.					913,699				913,699	
47025	23-2918735	Carelon Health of Pennsylvania, Inc.	(2,133,915)	(2,366,085)			(34,568,623)				(39,068,623)	
	99-3881969	Carelon Health, Inc.					3,583,164				3,583,164	
	82-3300542	Carelon Insights, Inc.					101,181,800				101,181,800	
	36-3692630	Carelon Medical Benefits Management, Inc.					(360,603,554)				(360,603,554)	
	90-1057454	Carelon Palliative Care, LLC					(53,115,097)				(53,115,097)	
	82-3062245	CarelonRx, Inc.					(803,819,088)				(803,819,088)	
16345	82-1853423	CCHA, LLC					(11,804,216)	(45,716,995)			(57,521,211)	26,438,209
	45-3956774	Centers Plan for Healthy Living LLC					(181,392,589)				(181,392,589)	

ANNUAL STATEMENT FOR THE YEAR 2025 OF THE Community Insurance Company

SCHEDULE Y

PART 2 - SUMMARY OF INSURER'S TRANSACTIONS WITH ANY AFFILIATES

1	2	3	4	5	6	7	8	9	10	11	12	13
NAIC Company Code	ID Number	Names of Insurers and Parent, Subsidiaries or Affiliates	Shareholder Dividends	Capital Contributions	Purchases, Sales or Exchanges of Loans, Securities, Real Estate, Mortgage Loans or Other Investments	Income/ (Disbursements) Incurred in Connection with Guarantees or Undertakings for the Benefit of any Affiliate(s)	Management Agreements and Service Contracts	Income/ (Disbursements) Incurred Under Reinsurance Agreements	*	Any Other Material Activity Not in the Ordinary Course of the Insurer's Business	Totals	Reinsurance Recoverable/ (Payable) on Losses and/or Reserve Credit Taken/(Liability)
14276	45-3358287	Community Care Health Plan of Kansas, Inc.		162,000,000			(96,612,232)				65,387,768	
14064	26-4674149	Community Care Health Plan of Louisiana, Inc.		48,750,000			(102,436,045)				(53,686,045)	
15951	47-5456872	Community Care Health Plan of Nebraska, Inc.	(73,157,420)	(31,342,580)			1,761,524				(102,738,476)	
12586	20-3317697	Community Care Health Plan of Nevada, Inc.	(26,800,000)				(85,073,034)				(111,873,034)	
10345	31-1440175	Community Insurance Company	(125,000,000)				(1,398,933,921)	(23,141,699)			(1,547,075,620)	(3,943,454)
95693	39-1462554	CompCare Health Services Insurance Corporation					(309,872,937)				(309,872,937)	
	30-0478573	EasyScripts LLC					14,100,186				14,100,186	
	35-2145715	Elevance Health, Inc.	2,509,191,335	(1,533,341,335)			18,485,598,051				19,461,448,051	
10119	41-2128275	Freedom Health, Inc.	(66,800,000)				(115,924,597)				(182,724,597)	
93521	95-3670351	Granular Insurance Company					(19,851,042)	85,379,312			65,528,270	(21,618,900)
	92-0268281	GranularRe, Inc.		120,000,000				(85,379,312)			34,620,688	21,618,900
12812	30-0326654	Group Retiree Health Solutions, Inc.		1,300,000			(6,479,271)	(1,258,949)			(6,438,220)	6,231,635
16426	82-1820099	Health Colorado, Inc.	(17,500,000)				(8,309,079)				(25,809,079)	
95169	54-1356687	HealthKeepers, Inc.		850,000,000			(914,778,529)	(2,673,449)			(67,451,978)	4,167,119
10122	20-0982649	HealthSun Health Plans, Inc.					(104,398,155)				(104,398,155)	
78972	86-0257201	Healthy Alliance Life Insurance Company	(50,000,000)				(305,642,981)				(355,642,981)	
95473	84-1017384	HMO Colorado, Inc.					(177,758,991)				(177,758,991)	
95358	37-1216698	HMO Missouri, Inc.	(1,900,000)				(2,736,790)				(4,636,790)	
	82-0497661	IEC Group, Inc. d/b/a AmeriBen					(131,329,117)				(131,329,117)	
	90-0213778	Innovative Infusions, L.L.C.					(70,083,609)				(70,083,609)	
	04-3307857	Massachusetts Behavioral Health Partnership (G0584)					(49,732,370)				(49,732,370)	
95527	02-0494919	Matthew Thornton Health Plan, Inc.					(107,742,463)				(107,742,463)	
12913	20-5862801	Missouri Care, Incorporated					(120,673,739)	(290,827)			(120,964,566)	
11157	66-0588600	MMM Healthcare, LLC					(373,463,357)				(373,463,357)	
	66-0649625	MMM Holdings, LLC					366,534,682				366,534,682	
12534	66-0653763	MMM Multi Health, LLC					(65,585,780)				(65,585,780)	
	66-0719637	MSO of Puerto Rico, LLC					72,514,455				72,514,455	
	35-1840597	National Government Services, Inc.					(298,497,862)				(298,497,862)	
12259	20-1336412	Optimum Healthcare, Inc.	(50,400,000)				(102,784,003)				(153,184,003)	
	45-3280551	Paragon Healthcare, Inc.					(49,032,726)				(49,032,726)	
11011	84-0747736	Rocky Mountain Hospital and Medical Service, Inc.	(38,900,000)				(323,416,392)	(22,582,000)			(384,898,392)	(3,272,782)
	82-2751942	RSV QOZB LTSS, Inc.					(124,479,746)				(124,479,746)	
13726	27-0945036	Simply Healthcare Plans, Inc.		125,000,000			(412,638,500)				(287,638,500)	
	35-1835818	The Elevance Health Companies, Inc.					35,346,943				35,346,943	
16168	81-4131800	Wellpoint District of Columbia, Inc.	(6,400,000)				(40,942,843)	122,482			(47,220,361)	2,021,045
	45-2736438	WellPoint Information Technology Services, Inc.					(55,323,513)				(55,323,513)	

42.1

ANNUAL STATEMENT FOR THE YEAR 2025 OF THE Community Insurance Company

SCHEDULE Y

PART 2 - SUMMARY OF INSURER'S TRANSACTIONS WITH ANY AFFILIATES

1	2	3	4	5	6	7	8	9	10	11	12	13
NAIC Company Code	ID Number	Names of Insurers and Parent, Subsidiaries or Affiliates	Shareholder Dividends	Capital Contributions	Purchases, Sales or Exchanges of Loans, Securities, Real Estate, Mortgage Loans or Other Investments	Income/ (Disbursements) Incurred in Connection with Guarantees or Undertakings for the Benefit of any Affiliate(s)	Management Agreements and Service Contracts	Income/ (Disbursements) Incurred Under Reinsurance Agreements	*	Any Other Material Activity Not in the Ordinary Course of the Insurer's Business	Totals	Reinsurance Recoverable/ (Payable) on Losses and/or Reserve Credit Taken/(Liability)
14078	45-2485907	Wellpoint Insurance Company		135,000,000			(219,403,808)				(84,403,808)	
	36-4595641	WellPoint Insurance Services, Inc.					(4,218,100)	231,926,071			227,707,971	6,378,903
15807	47-3863197	Wellpoint Iowa, Inc.	(55,000,000)				(149,431,363)				(204,431,363)	
80314	52-0913817	Wellpoint Life and Health Insurance Company	(70,200,000)				(52,706,632)	(90,669,455)			(213,576,087)	(517,528,163)
95832	51-0387398	Wellpoint Maryland, Inc.					(97,184,566)				(97,184,566)	
95373	22-3375292	Wellpoint New Jersey, Inc.					(166,541,101)				(166,541,101)	
12354	20-2073598	Wellpoint New Mexico, Inc.					(52,914)				(52,914)	
10767	13-4212818	Wellpoint Health Plans, Inc.	(3,000,000)				(54,961,584)				(57,961,584)	
	36-3897080	Wellpoint Partnership Plan, LLC					(217,268,340)				(217,268,340)	
17519	92-3489706	Wellpoint South Carolina, Inc.					(2,343,965)				(2,343,965)	
12941	20-4776597	Wellpoint Tennessee, Inc.					(253,266,266)				(253,266,266)	
95314	75-2603231	Wellpoint Texas, Inc.					(215,241,687)				(215,241,687)	
14073	27-3510384	Wellpoint Washington, Inc.					(80,431,687)				(80,431,687)	
11810	84-1620480	Wellpoint West Virginia, Inc.	(24,900,000)				(78,243,691)				(103,143,691)	
	47-3025203	ZipDrug Inc. (G0520)					(89,289,463)				(89,289,463)	
9999999	Control Totals		0	0	0	0	0	0	XXX	0	0	0

ANNUAL STATEMENT FOR THE YEAR 2025 OF THE Community Insurance Company

SCHEDULE Y

PART 3 - ULTIMATE CONTROLLING PARTY AND LISTING OF OTHER U.S. INSURANCE GROUPS OR ENTITIES UNDER THAT ULTIMATE CONTROLLING PARTY'S CONTROL

1 Insurers in Holding Company	2 Owners with Greater Than 10% Ownership	3 Ownership Percentage Column 2 of Column 1	4 Granted Disclaimer of Control/ Affiliation of Column 2 Over Column 1 (Yes/No)	5 Ultimate Controlling Party	6 U.S. Insurance Groups or Entities Controlled by Column 5	7 Ownership Percentage (Column 5 of Column 6)	8 Granted Disclaimer of Control/ Affiliation of Column 5 Over Column 6 (Yes/No)
Amerigroup Mississippi, Inc.	Anthem Partnership Holding Company, LLC	100.000	NO	Elevance Health, Inc.	See Elevance Health, Inc. ownership listing in footnote	100.000	NO
AMGP Georgia Managed Care Company, Inc.	Wellpoint Corporation	100.000	NO	Elevance Health, Inc.	See Elevance Health, Inc. ownership listing in footnote	100.000	NO
AMH Health Plans of Maine, Inc.	AMH Health, LLC	100.000	NO	Elevance Health, Inc.	See Elevance Health, Inc. ownership listing in footnote	100.000	NO
AMH Health, LLC	Anthem Partnership Holding Company, LLC	64.000	NO	Elevance Health, Inc.	See Elevance Health, Inc. ownership listing in footnote	100.000	NO
AMH Health, LLC	MaineHealth	36.000	NO	Not Affiliated with Elevance Health, Inc.	Not Affiliated with Elevance Health, Inc.	100.000	NO
Anthem Blue Cross Life and Health Insurance Company	WellPoint California Services, Inc.	100.000	NO	Elevance Health, Inc.	See Elevance Health, Inc. ownership listing in footnote	100.000	NO
Anthem Health Plans of Kentucky, Inc.	ATH Holding Company, LLC	100.000	NO	Elevance Health, Inc.	See Elevance Health, Inc. ownership listing in footnote	100.000	NO
Anthem Health Plans of Maine, Inc.	ATH Holding Company, LLC	100.000	NO	Elevance Health, Inc.	See Elevance Health, Inc. ownership listing in footnote	100.000	NO
Anthem Health Plans of New Hampshire, Inc.	ATH Holding Company, LLC	100.000	NO	Elevance Health, Inc.	See Elevance Health, Inc. ownership listing in footnote	100.000	NO
Anthem Health Plans of Virginia, Inc.	Anthem Southeast, Inc.	100.000	NO	Elevance Health, Inc.	See Elevance Health, Inc. ownership listing in footnote	100.000	NO
Anthem Health Plans, Inc.	ATH Holding Company, LLC	100.000	NO	Elevance Health, Inc.	See Elevance Health, Inc. ownership listing in footnote	100.000	NO
Anthem HealthChoice Assurance, Inc.	WellPoint Holding Corp	100.000	NO	Elevance Health, Inc.	See Elevance Health, Inc. ownership listing in footnote	100.000	NO
Anthem HealthChoice HMO, Inc.	Empire HealthChoice Assurance, Inc.	100.000	NO	Elevance Health, Inc.	See Elevance Health, Inc. ownership listing in footnote	100.000	NO
Anthem Insurance Companies, Inc.	Elevance Health, Inc.	100.000	NO	Elevance Health, Inc.	See Elevance Health, Inc. ownership listing in footnote	100.000	NO
Anthem Kentucky Managed Care Plan, Inc.	ATH Holding Company, LLC	100.000	NO	Elevance Health, Inc.	See Elevance Health, Inc. ownership listing in footnote	100.000	NO
APC Passe	Anthem Partnership Holding Company, LLC	49.000	NO	Elevance Health, Inc.	See Elevance Health, Inc. ownership listing in footnote	100.000	NO
APC Passe	Arkansas Provider Coalition, LLC	51.000	NO	Not Affiliated with Elevance Health, Inc.	Not Affiliated with Elevance Health, Inc.	100.000	NO
Blue Cross Blue Shield Healthcare Plan of Georgia, Inc.	Cerulean Companies, Inc.	100.000	NO	Elevance Health, Inc.	See Elevance Health, Inc. ownership listing in footnote	100.000	NO
Blue Cross Blue Shield of Wisconsin	Crossroads Acquisition Corp.	100.000	NO	Elevance Health, Inc.	See Elevance Health, Inc. ownership listing in footnote	100.000	NO
Capricorn Holdco, Inc.	Anthem Insurance Companies, Inc.	100.000	NO	Elevance Health, Inc.	See Elevance Health, Inc. ownership listing in footnote	100.000	NO
Carelon Health of Arizona, Inc.	Carelon Management Services, LLC	100.000	NO	Elevance Health, Inc.	See Elevance Health, Inc. ownership listing in footnote	100.000	NO
Carelon Health of Nevada, Inc.	Carelon Management Services, LLC	100.000	NO	Elevance Health, Inc.	See Elevance Health, Inc. ownership listing in footnote	100.000	NO
Carelon Health of New Jersey, Inc.	Carelon Behavioral Health, Inc.	100.000	NO	Elevance Health, Inc.	See Elevance Health, Inc. ownership listing in footnote	100.000	NO

ANNUAL STATEMENT FOR THE YEAR 2025 OF THE Community Insurance Company

SCHEDULE Y

PART 3 - ULTIMATE CONTROLLING PARTY AND LISTING OF OTHER U.S. INSURANCE GROUPS OR ENTITIES UNDER THAT ULTIMATE CONTROLLING PARTY'S CONTROL

1 Insurers in Holding Company	2 Owners with Greater Than 10% Ownership	3 Ownership Percentage Column 2 of Column 1	4 Granted Disclaimer of Control/ Affiliation of Column 2 Over Column 1 (Yes/No)	5 Ultimate Controlling Party	6 U.S. Insurance Groups or Entities Controlled by Column 5	7 Ownership Percentage (Column 5 of Column 6)	8 Granted Disclaimer of Control/ Affiliation of Column 5 Over Column 6 (Yes/No)
Carelton Health of Pennsylvania, Inc.	Carelton Behavioral Health, Inc.	100.000	NO	Elevance Health, Inc.	See Elevance Health, Inc. ownership listing in footnote	100.000	NO
CCHA, LLC	Anthem Partnership Holding Company, LLC	50.000	NO	Elevance Health, Inc.	See Elevance Health, Inc. ownership listing in footnote	100.000	NO
CCHA, LLC	Colorado Community Health Alliance, LLC	50.000	NO	Not Affiliated with Elevance Health, Inc.	Not Affiliated with Elevance Health, Inc.	100.000	NO
Community Care Health Plan of Kansas, Inc.	Anthem Partnership Holding Company, LLC	90.000	NO	Elevance Health, Inc.	See Elevance Health, Inc. ownership listing in footnote	100.000	NO
Community Care Health Plan of Kansas, Inc.	Blue Cross and Blue Shield of Kansas	5.000	NO	Not Affiliated with Elevance Health, Inc.	Not Affiliated with Elevance Health, Inc.	100.000	NO
Community Care Health Plan of Kansas, Inc.	Blue Cross and Blue Shield of Kansas City	5.000	NO	Not Affiliated with Elevance Health, Inc.	Not Affiliated with Elevance Health, Inc.	100.000	NO
Community Care Health Plan of Louisiana, Inc.	Anthem Partnership Holding Company, LLC	75.000	NO	Elevance Health, Inc.	See Elevance Health, Inc. ownership listing in footnote	100.000	NO
Community Care Health Plan of Louisiana, Inc.	Louisiana Health Service & Indemnity Company	25.000	NO	Not Affiliated with Elevance Health, Inc.	Not Affiliated with Elevance Health, Inc.	100.000	NO
Community Care Health Plan of Nebraska, Inc.	Anthem Partnership Holding Company, LLC	95.000	NO	Elevance Health, Inc.	See Elevance Health, Inc. ownership listing in footnote	100.000	NO
Community Care Health Plan of Nebraska, Inc.	Blue Cross and Blue Shield of Nebraska	5.000	NO	Not Affiliated with Elevance Health, Inc.	Not Affiliated with Elevance Health, Inc.	100.000	NO
Community Care Health Plan of Nevada, Inc.	Wellpoint Corporation	100.000	NO	Elevance Health, Inc.	See Elevance Health, Inc. ownership listing in footnote	100.000	NO
Community Insurance Company	ATH Holding Company, LLC	100.000	NO	Elevance Health, Inc.	See Elevance Health, Inc. ownership listing in footnote	100.000	NO
Compcore Health Services Insurance Corporation	Blue Cross Blue Shield of Wisconsin	100.000	NO	Elevance Health, Inc.	See Elevance Health, Inc. ownership listing in footnote	100.000	NO
Freedom Health, Inc.	Wellpoint Corporation	100.000	NO	Elevance Health, Inc.	See Elevance Health, Inc. ownership listing in footnote	100.000	NO
Granular Insurance Company, Inc.	ATH Holding Company, LLC	100.000	NO	Elevance Health, Inc.	See Elevance Health, Inc. ownership listing in footnote	100.000	NO
Group Retiree Health Solutions, Inc.	GR Health Solutions LLC	100.000	NO	Elevance Health, Inc.	See Elevance Health, Inc. ownership listing in footnote	50.000	NO
Health Colorado, Inc.	Carelton Behavioral Health, Inc.	16.670	NO	Elevance Health, Inc.	See Elevance Health, Inc. ownership listing in footnote	100.000	NO
Health Colorado, Inc.	Health Solutions	16.670	NO	Not Affiliated with Elevance Health, Inc.	Not Affiliated with Elevance Health, Inc.	100.000	NO
Health Colorado, Inc.	San Luis Valley Community Mental Health Center, Inc.	16.670	NO	Not Affiliated with Elevance Health, Inc.	Not Affiliated with Elevance Health, Inc.	100.000	NO
Health Colorado, Inc.	Solvista Health	16.670	NO	Not Affiliated with Elevance Health, Inc.	Not Affiliated with Elevance Health, Inc.	100.000	NO
Health Colorado, Inc.	Valley-Wide Health Systems, Inc.	33.330	NO	Not Affiliated with Elevance Health, Inc.	Not Affiliated with Elevance Health, Inc.	100.000	NO
HealthKeepers, Inc.	Anthem Southeast, Inc.	92.510	NO	Elevance Health, Inc.	See Elevance Health, Inc. ownership listing in footnote	100.000	NO
HealthKeepers, Inc.	Wellpoint National Services, Inc.	7.490	NO	Elevance Health, Inc.	See Elevance Health, Inc. ownership listing in footnote	100.000	NO
HealthSun Health Plans, Inc.	Wellpoint Corporation	100.000	NO	Elevance Health, Inc.	See Elevance Health, Inc. ownership listing in footnote	100.000	NO
Healthy Alliance Life Insurance Company	RightCHOICE Managed Care, Inc.	100.000	NO	Elevance Health, Inc.	See Elevance Health, Inc. ownership listing in footnote	100.000	NO
HMO Colorado, Inc.	Rocky Mountain Hospital and Medical Service, Inc.	100.000	NO	Elevance Health, Inc.	See Elevance Health, Inc. ownership listing in footnote	100.000	NO

ANNUAL STATEMENT FOR THE YEAR 2025 OF THE Community Insurance Company

SCHEDULE Y

PART 3 - ULTIMATE CONTROLLING PARTY AND LISTING OF OTHER U.S. INSURANCE GROUPS OR ENTITIES UNDER THAT ULTIMATE CONTROLLING PARTY'S CONTROL

1 Insurers in Holding Company	2 Owners with Greater Than 10% Ownership	3 Ownership Percentage Column 2 of Column 1	4 Granted Disclaimer of Control/ Affiliation of Column 2 Over Column 1 (Yes/No)	5 Ultimate Controlling Party	6 U.S. Insurance Groups or Entities Controlled by Column 5	7 Ownership Percentage (Column 5 of Column 6)	8 Granted Disclaimer of Control/ Affiliation of Column 5 Over Column 6 (Yes/No)
HMO Missouri, Inc.	RightCHOICE Managed Care, Inc.	100.000	NO	Elevance Health, Inc.	See Elevance Health, Inc. ownership listing in footnote	100.000	NO
Matthew Thornton Health Plan, Inc.	Anthem Health Plans of New Hampshire, Inc.	100.000	NO	Elevance Health, Inc.	See Elevance Health, Inc. ownership listing in footnote	100.000	NO
Missouri Care, Incorporated	ATH Holding Company, LLC	100.000	NO	Elevance Health, Inc.	See Elevance Health, Inc. ownership listing in footnote	100.000	NO
MMM Healthcare, LLC	MMM Holdings, LLC	100.000	NO	Elevance Health, Inc.	See Elevance Health, Inc. ownership listing in footnote	100.000	NO
MMM Multi Health, LLC	MMM Holdings, LLC	100.000	NO	Elevance Health, Inc.	See Elevance Health, Inc. ownership listing in footnote	100.000	NO
Optimum Healthcare, Inc.	Wellpoint Corporation	100.000	NO	Elevance Health, Inc.	See Elevance Health, Inc. ownership listing in footnote	100.000	NO
PMC Medicare Choice, LLC	MMM Holdings, LLC	100.000	NO	Elevance Health, Inc.	See Elevance Health, Inc. ownership listing in footnote	100.000	NO
Rocky Mountain Hospital and Medical Service, Inc. ...	ATH Holding Company, LLC	100.000	NO	Elevance Health, Inc.	See Elevance Health, Inc. ownership listing in footnote	100.000	NO
Simply Healthcare Plans, Inc.	Wellpoint Corporation	100.000	NO	Elevance Health, Inc.	See Elevance Health, Inc. ownership listing in footnote	100.000	NO
Wellpoint District of Columbia, Inc.	Anthem Partnership Holding Company, LLC	100.000	NO	Elevance Health, Inc.	See Elevance Health, Inc. ownership listing in footnote	100.000	NO
Wellpoint Health Plans, Inc.	Wellpoint Corporation	100.000	NO	Elevance Health, Inc.	See Elevance Health, Inc. ownership listing in footnote	100.000	NO
Wellpoint Insurance Company	Wellpoint Corporation	100.000	NO	Elevance Health, Inc.	See Elevance Health, Inc. ownership listing in footnote	100.000	NO
Wellpoint Iowa, Inc.	Wellpoint Corporation	100.000	NO	Elevance Health, Inc.	See Elevance Health, Inc. ownership listing in footnote	100.000	NO
Wellpoint Life & Health Insurance Company	Wellpoint National Services, Inc.	100.000	NO	Elevance Health, Inc.	See Elevance Health, Inc. ownership listing in footnote	100.000	NO
Wellpoint Maryland, Inc.	Wellpoint Corporation	100.000	NO	Elevance Health, Inc.	See Elevance Health, Inc. ownership listing in footnote	100.000	NO
Wellpoint New Jersey, Inc.	Wellpoint Corporation	100.000	NO	Elevance Health, Inc.	See Elevance Health, Inc. ownership listing in footnote	100.000	NO
WellPoint New Mexico, Inc.	Wellpoint Corporation	100.000	NO	Elevance Health, Inc.	See Elevance Health, Inc. ownership listing in footnote	100.000	NO
Wellpoint South Carolina, Inc.	Anthem Partnership Holding Company, LLC	100.000	NO	Elevance Health, Inc.	See Elevance Health, Inc. ownership listing in footnote	100.000	NO
Wellpoint Tennessee, Inc.	Wellpoint Corporation	100.000	NO	Elevance Health, Inc.	See Elevance Health, Inc. ownership listing in footnote	100.000	NO
Wellpoint Texas, Inc.	Wellpoint Corporation	100.000	NO	Elevance Health, Inc.	See Elevance Health, Inc. ownership listing in footnote	100.000	NO
Wellpoint Washington, Inc.	Wellpoint Corporation	100.000	NO	Elevance Health, Inc.	See Elevance Health, Inc. ownership listing in footnote	100.000	NO
Wellpoint West Virginia, Inc.	Wellpoint National Services, Inc.	100.000	NO	Elevance Health, Inc.	See Elevance Health, Inc. ownership listing in footnote	100.000	NO

Column 5, 6, and 7 indicating "Not affiliated with Elevance Health:" for rows above whereby the Elevance Health ("Elevance") insurer is partially owned by Elevance and partially owned by a non-affiliate, Elevance doesn't report the "entities controlled by the non-affiliate" data if the ultimate controlling company is outside of its ownership. Nor does Elevance track what ownership percentage the non-affiliated controlling entities own of companies within their holding company structures. Therefore, we've reported as such.

Entities controlled by Elevance are as follows:

Amerigroup Mississippi, Inc.	Freedom Health, Inc.
AMGP Georgia Managed Care Company, Inc.	Granular Insurance Companies, Inc.
AMH Health, LLC	Group Retiree Health Solutions, Inc.
AMH Health Plans of Maine, Inc.	HealthKeepers, Inc.
Anthem Blue Cross Life and Health Insurance Company	HealthSun Health Plans, Inc.
Anthem Health Plans of Kentucky, Inc.	Healthy Alliance Life Insurance Company
Anthem Health Plans of Maine, Inc.	HMO Colorado, Inc.
Anthem Health Plans of New Hampshire, Inc.	HMO Missouri, Inc.
Anthem Health Plans of Virginia, Inc.	Matthew Thornton Health Plan, Inc.
Anthem Health Plans, Inc.	Missouri Care, Incorporated
Anthem HealthChoice Assurance, Inc.	MMM Healthcare, LLC
Anthem HealthChoice HMO, Inc.	MMM MultiHealth, LLC
Anthem Insurance Companies, Inc.	Optimum Healthcare, Inc.
Anthem Kentucky Managed Care Plan, Inc.	PMC Medicare Choice, LLC
Blue Cross Blue Shield Healthcare Plan of Georgia, Inc.	Rocky Mountain Hospital and Medical Service, Inc.
Blue Cross Blue Shield of Wisconsin	Simply Healthcare Plans, Inc.
Capricorn Holdco, Inc.	Wellpoint District of Columbia, Inc.
Carelon Health of Arizona, Inc.	Wellpoint Health Plans, Inc.
Carelon Health of Nevada, Inc.	Wellpoint Insurance Company
Carelon Health of New Jersey, Inc.	Wellpoint Iowa, Inc.
Carelon Health of Pennsylvania, Inc.	Wellpoint Life & Health Insurance Company
CCHA, LLC	Wellpoint Maryland, Inc.
Community Care Health Plan of Kansas, Inc.	Wellpoint New Jersey, Inc.
Community Care Health Plan of Louisiana, Inc.	Wellpoint New Mexico, Inc.
Community Care Health Plan of Nebraska, Inc.	Wellpoint Tennessee, Inc.
Community Care Health Plan of Nevada, Inc.	Wellpoint Texas, Inc.
Community Insurance Company	Wellpoint Washington, Inc.
Community Care Health Plan of Nevada, Inc.	Wellpoint West Virginia, Inc.
Compcare Health Services Insurance Corporation	

ANNUAL STATEMENT FOR THE YEAR 2025 OF THE Community Insurance Company
SUPPLEMENTAL EXHIBITS AND SCHEDULES INTERROGATORIES

REQUIRED FILINGS

The following supplemental reports are required to be filed as part of your statement filing unless specifically waived by the domiciliary state. However, in the event that your domiciliary state waives the filing requirement, your response of WAIVED to the specific interrogatory will be accepted in lieu of filing a "NONE" report and a bar code will be printed below. If the supplement is required of your company but is not being filed for whatever reason enter SEE EXPLANATION and provide an explanation following the interrogatory questions.











	Responses
MARCH FILING	
1. Will the Supplemental Compensation Exhibit be filed with the state of domicile by March 1?	YES
2. Will an Actuarial Opinion be filed by March 1?	YES
3. Will the confidential Risk-based Capital Report be filed with the NAIC by March 1?.....	YES
4. Will the confidential Risk-based Capital Report be filed with the state of domicile, if required, by March 1?	YES
APRIL FILING	
5. Will Management's Discussion and Analysis be filed by April 1?	YES
6. Will the Supplemental Investment Risks Interrogatories be filed by April 1?	YES
7. Will the Accident and Health Policy Experience Exhibit be filed by April 1?	YES
JUNE FILING	
8. Will an Audited Financial Report be filed by June 1?	YES
9. Will Accountant's Letter of Qualifications be filed with the state of domicile and electronically with the NAIC by June 1?	YES

SUPPLEMENTAL FILINGS

The following supplemental reports are required to be filed as part of your annual statement filing **if your company is engaged in the type of business covered by the supplement. However, in the event that your company does not transact the type of business for which the special report must be filed, your response of NO to the specific interrogatory will be accepted in lieu of filing a "NONE" report and a bar code will be printed below.** If the supplement is required of your company but is not being filed for whatever reason enter SEE EXPLANATION and provide an explanation following the interrogatory questions.

MARCH FILING	
10. Will the Medicare Supplement Insurance Experience Exhibit be filed with the state of domicile and the NAIC by March 1?	YES
11. Will the Supplemental Life data due March 1 be filed with the state of domicile and the NAIC?	NO
12. Will Schedule SIS (Stockholder Information Supplement) be filed with the state of domicile by March 1?.....	NO
13. Will the actuarial opinion on participating and non-participating policies as required in Interrogatories 1 and 2 on Exhibit 5 to Life Supplement be filed with the state of domicile and electronically with the NAIC by March 1?.....	NO
14. Will the actuarial opinion on non-guaranteed elements as required in Interrogatory 3 to Exhibit 5 to Life Supplement be filed with the state of domicile and electronically with the NAIC by March 1?.....	NO
15. Will the Medicare Part D Coverage Supplement be filed with the state of domicile and the NAIC by March 1?.....	NO
16. Will an approval from the reporting entity's state of domicile for relief related to the five-year rotation requirement for lead audit partner be filed electronically with the NAIC by March 1?	NO
17. Will an approval from the reporting entity's state of domicile for relief related to the one-year cooling off period for independent CPA be filed electronically with the NAIC by March 1?	NO
18. Will an approval from the reporting entity's state of domicile for relief related to the Requirements for Audit Committees be filed electronically with the NAIC by March 1?	NO
19. Will the Market Conduct Annual Statement (MCAS) Premium Exhibit for Year be filed with the applicable jurisdictions and with the NAIC by March 1?.....	YES
APRIL FILING	
20. Will the Long-Term Care Experience Reporting Forms be filed with the state of domicile and the NAIC by April 1?	NO
21. Will the Supplemental Life data due April 1 be filed with the state of domicile and the NAIC?	NO
22. Will the Supplemental Health Care Exhibit (Parts 1 and 2) be filed with the state of domicile and the NAIC by April 1?	YES
23. Will the Life, Health & Annuity Guaranty Association Assessable Premium Exhibit - Parts 1 and 2 be filed with the state of domicile and the NAIC by April 1?	YES
AUGUST FILING	
24. Will Management's Report of Internal Control Over Financial Reporting be filed with the state of domicile by August 1?	YES
Explanations:	
11.	
12.	
13.	
14.	
15.	
16.	
17.	
18.	
20.	
21.	

Bar Codes:

11. Life Supplement [Document Identifier 205]	
12. SIS Stockholder Information Supplement [Document Identifier 420]	
13. Participating Opinion for Exhibit 5 [Document Identifier 371]	
14. Non-Guaranteed Opinion for Exhibit 5 [Document Identifier 370]	
15. Medicare Part D Coverage Supplement [Document Identifier 365]	
16. Relief from the five-year rotation requirement for lead audit partner [Document Identifier 224]	
17. Relief from the one-year cooling off period for independent CPA [Document Identifier 225]	
18. Relief from the Requirements for Audit Committees [Document Identifier 226]	
20. Long-Term Care Experience Reporting Forms [Document Identifier 306]	
21. Life Supplement [Document Identifier 211]	



SUPPLEMENT FOR THE YEAR 2025 OF THE Community Insurance Company
MEDICARE SUPPLEMENT INSURANCE EXPERIENCE EXHIBIT

For The Year Ended December 31, 2025
 (To Be Filed by March 1)

FOR THE STATE OF Indiana.....
 NAIC Group Code 0671 NAIC Company Code 10345
 ADDRESS (City, State and Zip Code) Mason , OH 45040-9498
 Person Completing This Exhibit Craig Schadt
 Title Actuarial Business Consultant Telephone Number 502-974-7104

1 Compliance with OBRA	2 Policy Form Number	3 Standardized Medicare Supplement Benefit Plan	4 Medicare Select	5 Plan Characteristics	6 Date Approved	7 Date Approval Withdrawn	8 Date Last Amended	9 Date Closed	10 Policy Marketing Trade Name	Policies Issued Through 2022				Policies Issued in 2023; 2024; 2025			
										11 Premiums Earned	12 Incurred Claims		14 Number of Covered Lives	15 Premiums Earned	16 Incurred Claims		18 Number of Covered Lives
											12 Amount	13 Percent of Premiums Earned			16 Amount	17 Percent of Premiums Earned	
YES	APLANAM(17)-IN-T	A	NO	0004000	02/12/2018				Modernized Plan A	0	0	0.0	0	0	0	0.0	0
YES	APLANAM(25)D-IN_C1C	A	NO	0004060	08/23/2024				Modernized Plan A	0	0	0.0	0	0	0	0.0	0
YES	APLANFM(17)-IN-T	F	NO	0034000	02/12/2018				Modernized Plan F	5,857,759	3,683,542	62.9	1,461	200,223	119,646	59.8	51
YES	APLANFM(25)D-IN_C1C	F	NO	0034060	08/23/2024				Modernized Plan F	0	0	0.0	0	0	0	0.0	0
0199999. Total experience on individual policies										5,857,759	3,683,542	62.9	1,461	200,223	119,646	59.8	51

GENERAL INTERROGATORIES

1. If response in Column 1 is no, give full and complete details
2. Claims address and contact person provided to the Secretary of Health and Human Services as required by 42 U.S.C. 1395ss(c)(3)(E) for this state.
 - 2.1 Address: 4241 Irwin Simpson road Mason , OH 45040
 - 2.2 Contact Person and Phone Number: Tina Seger 513-336-3396
3. Billing address and contact person for user fees established under 41 U.S.C. 1395u(h)(3)(B).
 - 3.1 Address: 220 Virginia Avenue Indianapolis , IN 46204
 - 3.2 Contact Person and Phone Number: Sabrina Reynolds 317-619-2642
4. Explain any policies identified above as policy type "O".



SUPPLEMENT FOR THE YEAR 2025 OF THE Community Insurance Company
MEDICARE SUPPLEMENT INSURANCE EXPERIENCE EXHIBIT

For The Year Ended December 31, 2025
 (To Be Filed by March 1)

FOR THE STATE OF Ohio.....
 NAIC Group Code 0671..... NAIC Company Code 10345.....
 ADDRESS (City, State and Zip Code) Mason, OH 45040-9498.....
 Person Completing This Exhibit Sean Donohoe.....
 Title Associate Actuary..... Telephone Number 805-557-4153.....

1 Compliance with OBRA	2 Policy Form Number	3 Standardized Medicare Supplement Benefit Plan	4 Medicare Select	5 Plan Character- istics	6 Date Approved	7 Date Approval Withdrawn	8 Date Last Amended	9 Date Closed	10 Policy Marketing Trade Name	Policies Issued Through 2022				Policies Issued in 2023; 2024; 2025			
										11 Premiums Earned	12 Incurred Claims		14 Number of Covered Lives	15 Premiums Earned	16 Incurred Claims		18 Number of Covered Lives
											12 Amount	13 Percent of Premiums Earned			16 Amount	17 Percent of Premiums Earned	
YES	PD003	P	NO	0200560	10/29/1991			01/01/1992	Medicomp 2	165,978	147,422	88.8	37	0	0	0.0	0
YES	PD009	P	NO	0204060	07/18/1990			01/01/1992	Mediplus Standard	0	0	0.0	0	0	0	0.0	0
YES	PD010	P	NO	0200560	10/29/1991			01/01/1992	Medicomp 1	6,476	7,133	110.1	4	0	0	0.0	0
YES	PD011	A	NO	0204060	03/10/1992			06/01/2010	Medicomp A	45,582	9,972	21.9	4	0	0	0.0	0
YES	PD014	D	NO	0204000	03/10/1992			06/01/2010	Medicomp D	42,063	18,810	44.7	7	0	0	0.0	0
YES	PD021	P	NO	0200560	01/21/1992			01/01/1992	Medicomp 3	0	0	0.0	0	0	0	0.0	0
YES	PD027	A	NO	0034000	08/31/1994			06/01/2010	Insurance for One, Medicare Supplement Plan A - Attained Age	46,840	29,271	62.5	15	0	0	0.0	0
YES	PD028	C	NO	0034000	08/31/1994			06/01/2010	Insurance for One, Medicare Supplement Plan C - Attained Age	4,704,370	4,983,305	105.9	991	0	0	0.0	0
YES	PD029	F	NO	0034000	08/31/1994			06/01/2010	Insurance for One, Medicare Supplement Plan F - Attained Age	4,240,623	2,921,350	68.9	850	0	0	0.0	0
YES	PD030	I	NO	0034000	08/31/1994			01/01/2006	Insurance for One, Medicare Supplement Plan I - Attained Age	242,277	116,867	48.2	37	0	0	0.0	0
YES	PD031	B	NO	0034000	10/11/1994			06/01/2010	Insurance for One, Medicare Supplement Plan B - Attained Age	76,625	31,450	41.0	16	0	0	0.0	0
YES	PD032	D	NO	0034000	10/11/1994			06/01/2010	Insurance for One, Medicare Supplement Plan D - Attained Age	130,940	100,114	76.5	23	0	0	0.0	0
YES	PD033	E	NO	0034000	10/11/1994			06/01/2010	Insurance for One, Medicare Supplement Plan E - Attained Age	8,873	4,204	47.4	1	0	0	0.0	0
YES	PD034	G	NO	0034000	10/11/1994			06/01/2010	Insurance for One, Medicare Supplement Plan G - Attained Age	208,871	144,378	69.1	44	0	0	0.0	0
YES	PD035	H	NO	0034000	10/11/1994			01/01/2006	Insurance for One, Medicare Supplement Plan H - Attained Age	84,815	29,604	34.9	14	0	0	0.0	0
YES	CG008	P	NO	0200560	10/29/1991			01/01/1992	Health Maintenance Plan (Medicare Supplement product)	0	0	0.0	0	0	0	0.0	0
YES	WPPLANAM(09)-OH	A	NO	0034060	06/01/2010				Modernized MedSupp Plan A	89,458	58,803	65.7	29	14,260	1,092	7.7	8
YES	WPPLANFM(09)-OH	F	NO	0034000	06/01/2010				Modernized MedSupp Plan F	34,629,539	24,460,621	70.6	8,916	8,098,722	5,945,761	73.4	1,312
YES	WPPLANGM(09)-OH	G	NO	0034000	06/01/2010				Modernized MedSupp Plan G	43,009,564	36,457,711	84.8	20,974	23,379,961	21,212,410	90.7	11,256

360.OH



SUPPLEMENT FOR THE YEAR 2025 OF THE Community Insurance Company
MEDICARE SUPPLEMENT INSURANCE EXPERIENCE EXHIBIT

For The Year Ended December 31, 2025
 (To Be Filed by March 1)

FOR THE STATE OF Ohio.....
 NAIC Group Code 0671..... NAIC Company Code 10345.....
 ADDRESS (City, State and Zip Code) Mason, OH 45040-9498.....
 Person Completing This Exhibit Sean Donohoe.....
 Title Associate Actuary..... Telephone Number 805-557-4153.....

1 Compliance with OBRA	2 Policy Form Number	3 Standardized Medicare Supplement Benefit Plan	4 Medicare Select	5 Plan Characteristics	6 Date Approved	7 Date Approval Withdrawn	8 Date Last Amended	9 Date Closed	10 Policy Marketing Trade Name	Policies Issued Through 2022			Policies Issued in 2023; 2024; 2025				
										11 Premiums Earned	12 Incurred Claims		14 Number of Covered Lives	15 Premiums Earned	16 Incurred Claims		18 Number of Covered Lives
											12 Amount	13 Percent of Premiums Earned			16 Amount	17 Percent of Premiums Earned	
YES	WPPLANHFIM(09)-OH	F	NO	0034000	06/01/2010				Modernized MedSupp Plan High F	831,446	388,996	46.8	546	1,055	0	0.0	0
YES	WPPLANM(09)-OH	N	NO	0034000	06/01/2010				Modernized MedSupp Plan N	7,317,852	5,213,658	71.2	2,549	845,739	652,838	77.2	348
YES	WPPLANMFSelectM(11)-OH	F	YES	0034000	01/01/2012				Modernized Select MedSupp Plan F	2,574,615	1,529,712	59.4	607	775,567	585,920	75.5	143
YES	WPPLANHFSelectM(11)-OH	F	YES	0034000	01/01/2012				Modernized Select MedSupp Plan High F	43,259	32,622	75.4	30	0	0	0.0	0
YES	WPPLANGSelectM(11)-OH	G	YES	0034000	01/01/2012				Modernized Select MedSupp Plan G	27,649,231	23,010,334	83.2	10,830	963,074	930,103	96.6	467
YES	WPPLANNSelectM(11)-OH	N	YES	0034000	01/01/2012				Modernized Select MedSupp Plan N	1,349,340	852,538	63.2	477	372,583	276,989	74.3	105
0199999. Total experience on individual policies										127,498,637	100,548,875	78.9	47,001	34,450,961	29,605,113	85.9	13,639
YES	PD023	A	NO	0030500	06/14/1994			06/01/2010	Insurance for One, Medicare Supplement Plan A	0	0	0.0	0	0	0	0.0	0
YES	PD024	C	NO	0030500	06/14/1994			06/01/2010	Insurance for One, Medicare Supplement Plan C	2,774	400	14.4	0	0	0	0.0	0
YES	PD025	F	NO	0030500	06/14/1994			06/01/2010	Insurance for One, Medicare Supplement Plan F	0	0	0.0	0	0	0	0.0	0
YES	PD026	I	NO	0030500	06/14/1994			01/01/2006	Insurance for One, Medicare Supplement Plan I	0	0	0.0	0	0	0	0.0	0
YES	PD037	C	YES	0234000	07/26/1995			06/01/2010	Insurance for One, Medicare Select Plan C	3,165,433	2,890,176	91.3	874	0	0	0.0	0
YES	PD038	F	YES	0234000	07/26/1995			06/01/2010	Insurance for One, Medicare Select Plan F	1,210,503	854,243	70.6	323	0	0	0.0	0
YES	TA010	A	NO	0234000	09/09/1993			06/01/2010	Insurance for One, Medicare Supplement Plan A	114,461	79,980	69.9	45	0	0	0.0	0
YES	TA011	C	NO	0234000	09/09/1993			06/01/2010	Insurance for One, Medicare Supplement Plan C	7,962,954	6,647,152	83.5	1,916	0	0	0.0	0
YES	TA012	F	NO	0234000	09/09/1993			06/01/2010	Insurance for One, Medicare Supplement Plan F	10,562,246	8,124,364	76.9	2,489	0	0	0.0	0
YES	TA013	I	NO	0234000	09/09/1993			01/01/2006	Insurance for One, Medicare Supplement Plan I	572,770	387,886	67.7	130	0	0	0.0	0
0299999. Total experience on group policies										23,591,141	18,984,201	80.5	5,777	0	0	0.0	0

360.OH.1



SUPPLEMENT FOR THE YEAR 2025 OF THE Community Insurance Company
GENERAL INTERROGATORIES

1. If response in Column 1 is no, give full and complete details
.....
2. Claims address and contact person provided to the Secretary of Health and Human Services as required by 42 U.S.C. 1395ss(c)(3)(E) for this state.
2.1 Address: 4241 Irwin Simpson road Mason , OH 45040
- 2.2 Contact Person and Phone Number: Tina Seger 513-336-3396
3. Billing address and contact person for user fees established under 41 U.S.C. 1395u(h)(3)(B).
3.1 Address: 220 Virginia Avenue Indianapolis , IN 46204
- 3.2 Contact Person and Phone Number: Sabrina Reynolds 317-619-2642
4. Explain any policies identified above as policy type "O".



SUPPLEMENT FOR THE YEAR 2025 OF THE Community Insurance Company
MARKET CONDUCT ANNUAL STATEMENT (MCAS) PREMIUM EXHIBIT FOR YEAR

For The Year Ended December 31, 2025
 (To Be Filed by March 1)

FOR THE STATE OF: Indiana

NAIC Group Code 0671

NAIC Company Code 10345

MCAS LINE OF BUSINESS	MCAS Reportable Premium/Considerations (Yes/No)
1. Disability income	NO
2. Health	NO
3. Homeowners	NO
4. Individual annuity	NO
5. Individual life	NO
6. Lender-placed home and auto	NO
7. Long-term care	NO
8. Other health	NO
9. Private flood	NO
10. Private passenger auto	NO
11. Short-term limited duration health plans	NO
12. Travel	NO
13. Pet insurance plans	NO



SUPPLEMENT FOR THE YEAR 2025 OF THE Community Insurance Company
MARKET CONDUCT ANNUAL STATEMENT (MCAS) PREMIUM EXHIBIT FOR YEAR

For The Year Ended December 31, 2025
 (To Be Filed by March 1)

FOR THE STATE OF: Ohio

NAIC Group Code 0671

NAIC Company Code 10345

MCAS LINE OF BUSINESS	MCAS Reportable Premium/Considerations (Yes/No)
1. Disability income	NO
2. Health	YES
3. Homeowners	NO
4. Individual annuity	NO
5. Individual life	NO
6. Lender-placed home and auto	NO
7. Long-term care	NO
8. Other health	YES
9. Private flood	NO
10. Private passenger auto	NO
11. Short-term limited duration health plans	YES
12. Travel	NO
13. Pet insurance plans	NO