



PROPERTY AND CASUALTY COMPANIES - ASSOCIATION EDITION

ANNUAL STATEMENT

FOR THE YEAR ENDED DECEMBER 31, 2025
OF THE CONDITION AND AFFAIRS OF THE

PROGRESSIVE SELECT INSURANCE COMPANY

NAIC Group Code 0155 (Current) 0155 (Prior) NAIC Company Code 10192 Employer's ID Number 59-3213815

Organized under the Laws of OH, State of Domicile or Port of Entry OH
Country of Domicile United States of America

Incorporated/Organized 08/12/1994 Commenced Business 07/30/2001

Statutory Home Office 300 N. COMMONS BLVD., W94 (Street and Number) MAYFIELD VILLAGE, OH, US 44143-1589 (City or Town, State, Country and Zip Code)

Main Administrative Office 300 N. COMMONS BLVD., W94 (Street and Number) MAYFIELD VILLAGE, OH, US 44143-1589 (City or Town, State, Country and Zip Code) 440-461-5000 (Area Code) (Telephone Number)

Mail Address P.O. BOX 89490 (Street and Number or P.O. Box) CLEVELAND, OH, US 44101-6490 (City or Town, State, Country and Zip Code)

Primary Location of Books and Records 300 N. COMMONS BLVD., W94 (Street and Number) MAYFIELD VILLAGE, OH, US 44143-1589 (City or Town, State, Country and Zip Code) 440-395-4460 (Area Code) (Telephone Number)

Internet Website Address WWW.PROGRESSIVE.COM

Statutory Statement Contact MICHELLE CRISTEN CAVELL (Name) 440-395-4460 (Area Code) (Telephone Number) FINANCIAL_REPORTING@PROGRESSIVE.COM (E-mail Address) (FAX Number)

OFFICERS

PRESIDENT CHARLOTTE MARIE ELEK TREASURER DANIEL JOSEPH WITALEC
SECRETARY MICHAEL ROBERT UTH

OTHER

PATRICK KEVIN CALLAHAN, (VICE PRESIDENT) MICHAEL VINCENT ESPOSITO, (VICE PRESIDENT) GREGORY FRANK MISCHLICH, (ASST. SECRETARY)
SANDRA LEE RIHVALSKY, (ASST. TRESURER)

DIRECTORS OR TRUSTEES

CHARLOTTE MARIE ELEK MICHAEL VINCENT ESPOSITO MEGHAN LOUISE MCARDLE FRIESEN
BRIAN JACOB GURA DANIEL JOSEPH WITALEC

State of OHIO SS
County of CUYAHOGA

The officers of this reporting entity being duly sworn, each depose and say that they are the described officers of said reporting entity, and that on the reporting period stated above, all of the herein described assets were the absolute property of the said reporting entity, free and clear from any liens or claims thereon, except as herein stated, and that this statement, together with related exhibits, schedules and explanations therein contained, annexed or referred to, is a full and true statement of all the assets and liabilities and of the condition and affairs of the said reporting entity as of the reporting period stated above, and of its income and deductions therefrom for the period ended, and have been completed in accordance with the NAIC Annual Statement Instructions and Accounting Practices and Procedures manual except to the extent that: (1) state law may differ; or, (2) that state rules or regulations require differences in reporting not related to accounting practices and procedures, according to the best of their information, knowledge and belief, respectively. Furthermore, the scope of this attestation by the described officers also includes the related corresponding electronic filing with the NAIC, when required, that is an exact copy (except for formatting differences due to electronic filing) of the enclosed statement. The electronic filing may be requested by various regulators in lieu of or in addition to the enclosed statement.

Handwritten signatures of Charlotte Marie Elek, Gregory Frank Mischlich, and Daniel Joseph Witalec.
CHARLOTTE MARIE ELEK PRESIDENT
GREGORY FRANK MISCHLICH ASSISTANT SECRETARY
DANIEL JOSEPH WITALEC TREASURER

Subscribed and sworn to before me this 10TH day of FEBRUARY, 2026
Diana M Pistone

- a. Is this an original filing? Yes [X] No []
b. If no,
1. State the amendment number.....
2. Date filed
3. Number of pages attached.....



DIANA M PISTONE
NOTARY PUBLIC, STATE OF OHIO
MY COMMISSION EXPIRES JANUARY 16, 2031



ANNUAL STATEMENT FOR THE YEAR 2025 OF THE PROGRESSIVE SELECT INSURANCE COMPANY

EXHIBIT OF PREMIUMS AND LOSSES (Statutory Page 14)

NAIC Group Code 0155

BUSINESS IN THE STATE OF California

DURING THE YEAR 2025

NAIC Company Code 10192

Table with 12 columns: Line of Business, Direct Premiums Written, Direct Premiums Earned, Dividends Paid or Credited to Policyholders on Direct Business, Direct Unearned Premium Reserves, Direct Losses Paid (deducting salvage), Direct Losses Incurred, Direct Losses Unpaid, Direct Defense and Cost Containment Expense Paid, Direct Defense and Cost Containment Expense Incurred, Direct Defense and Cost Containment Expense Unpaid, Commissions and Brokerage Expenses, Taxes, Licenses and Fees. Rows include various insurance categories like Fire, Auto, Life, and a Total (a) row.

(a) Finance and service charges not included in Lines 1 to 35 \$ 11,126,835

(b) For health business on indicated lines report: Number of persons insured under PPO managed care products and number of persons insured under indemnity only products

19 CA



ANNUAL STATEMENT FOR THE YEAR 2025 OF THE PROGRESSIVE SELECT INSURANCE COMPANY

EXHIBIT OF PREMIUMS AND LOSSES (Statutory Page 14)

NAIC Group Code 0155

BUSINESS IN THE STATE OF Florida

DURING THE YEAR 2025

NAIC Company Code 10192

Table with 12 columns: Line of Business, Direct Premiums Written, Direct Premiums Earned, Dividends Paid or Credited to Policyholders on Direct Business, Direct Unearned Premium Reserves, Direct Losses Paid (deducting salvage), Direct Losses Incurred, Direct Losses Unpaid, Direct Defense and Cost Containment Expense Paid, Direct Defense and Cost Containment Expense Incurred, Direct Defense and Cost Containment Expense Unpaid, Commissions and Brokerage Expenses, Taxes, Licenses and Fees. Rows include various insurance categories like Fire, Auto, Life, and Health, ending with a Total (a) row.

(a) Finance and service charges not included in Lines 1 to 35 \$ 27,397,449

(b) For health business on indicated lines report: Number of persons insured under PPO managed care products and number of persons insured under indemnity only products

19 FL



ANNUAL STATEMENT FOR THE YEAR 2025 OF THE PROGRESSIVE SELECT INSURANCE COMPANY

EXHIBIT OF PREMIUMS AND LOSSES (Statutory Page 14)

NAIC Group Code 0155

BUSINESS IN THE STATE OF Maryland

DURING THE YEAR 2025

NAIC Company Code 10192

Table with 12 columns: Line of Business, Direct Premiums Written, Direct Premiums Earned, Dividends Paid or Credited to Policyholders on Direct Business, Direct Unearned Premium Reserves, Direct Losses Paid (deducting salvage), Direct Losses Incurred, Direct Losses Unpaid, Direct Defense and Cost Containment Expense Paid, Direct Defense and Cost Containment Expense Incurred, Direct Defense and Cost Containment Expense Unpaid, Commissions and Brokerage Expenses, Taxes, Licenses and Fees. Rows include various insurance categories like Fire, Auto, Life, and Total (a).

(a) Finance and service charges not included in Lines 1 to 35 \$ 10,060,041

(b) For health business on indicated lines report: Number of persons insured under PPO managed care products and number of persons insured under indemnity only products

19 MD



ANNUAL STATEMENT FOR THE YEAR 2025 OF THE PROGRESSIVE SELECT INSURANCE COMPANY

EXHIBIT OF PREMIUMS AND LOSSES (Statutory Page 14)

NAIC Group Code 0155

BUSINESS IN THE STATE OF Ohio

DURING THE YEAR 2025

NAIC Company Code 10192

Table with 12 columns: Line of Business, Direct Premiums Written, Direct Premiums Earned, Dividends Paid or Credited to Policyholders on Direct Business, Direct Unearned Premium Reserves, Direct Losses Paid (deducting salvage), Direct Losses Incurred, Direct Losses Unpaid, Direct Defense and Cost Containment Expense Paid, Direct Defense and Cost Containment Expense Incurred, Direct Defense and Cost Containment Expense Unpaid, Commissions and Brokerage Expenses, Taxes, Licenses and Fees. Rows include various insurance categories like Fire, Auto, Life, etc., and a 'Total (a)' row at the bottom.

(a) Finance and service charges not included in Lines 1 to 35 \$
(b) For health business on indicated lines report: Number of persons insured under PPO managed care products and number of persons insured under indemnity only products

19 OH



ANNUAL STATEMENT FOR THE YEAR 2025 OF THE PROGRESSIVE SELECT INSURANCE COMPANY

EXHIBIT OF PREMIUMS AND LOSSES (Statutory Page 14)

NAIC Group Code 0155

BUSINESS IN THE STATE OF Grand Total

DURING THE YEAR 2025

NAIC Company Code 10192

Table with 12 columns: Line of Business, Direct Premiums Written, Direct Premiums Earned, Dividends Paid or Credited to Policyholders on Direct Business, Direct Unearned Premium Reserves, Direct Losses Paid (deducting salvage), Direct Losses Incurred, Direct Losses Unpaid, Direct Defense and Cost Containment Expense Paid, Direct Defense and Cost Containment Expense Incurred, Direct Defense and Cost Containment Expense Unpaid, Commissions and Brokerage Expenses, Taxes, Licenses and Fees. Rows include Fire, Multiple peril crop, Federal flood, Private crop, Farmowners multiple peril, Homeowners multiple peril, Commercial multiple peril, Mortgage guaranty, Ocean marine, Inland marine, Pet insurance plans, Financial guaranty, Medical professional liability, Earthquake, Comprehensive (hospital and medical) ind (b), Credit A&H, Vision only, Dental only, Disability income, Medicare supplement, Medicaid Title XIX, Medicare Title XVIII, Long-term care, Federal employees health benefits plan, Other health, Workers' compensation, Other liability, Excess workers' compensation, Products liability, Private passenger auto, Commercial auto, Fidelity, Surety, Burglary and theft, Boiler and machinery, Credit, International, Warranty, Reins nonproportional assumed property, Reins nonproportional assumed liability, Reins nonproportional assumed financial lines, Aggregate write-ins for other lines of business, Total (a), and DETAILS OF WRITE-INS (3401-3499).

(a) Finance and service charges not included in Lines 1 to 35 \$ 48,584,325

(b) For health business on indicated lines report: Number of persons insured under PPO managed care products and number of persons insured under indemnity only products

19 GT

Schedule F - Part 1 - Assumed Reinsurance

N O N E

Schedule F - Part 2 - Premium Portfolio Reinsurance Effected or (Canceled)

N O N E

ANNUAL STATEMENT FOR THE YEAR 2025 OF THE PROGRESSIVE SELECT INSURANCE COMPANY

SCHEDULE F - PART 3

Ceded Reinsurance as of December 31, Current Year (\$000 Omitted)

1 ID Number	2 NAIC Com- pany Code	3 Name of Reinsurer	4 Domiciliary Jurisdiction	5 Special Code	6 Reinsurance Premiums Ceded	Reinsurance Recoverable On									16 Amount in Dispute included in Column 15	Reinsurance Payable		19 Net Amount Recoverable From Reinsurers Cols. 15 - [17 + 18]	20 Funds Held by Company Under Reinsurance Treaties
						7 Paid Losses	8 Paid LAE	9 Known Case Loss Reserves	10 Known Case LAE Reserves	11 IBNR Loss Reserves	12 IBNR LAE Reserves	13 Unearned Premiums	14 Contingent Commis- sions	15 Columns 7 through 14 Totals		17 Ceded Balances Payable	18 Other Amounts Due to Reinsurers		
34-1524319	16322	PROGRESSIVE DIRECT INS CO	OH		5,538,260	735,309	118,601	1,115,263	183,688	432,475	230,331	1,372,839		4,188,506	1,861,546		2,326,960		
0399999		Total authorized - affiliates - U.S. non-pool - other			5,538,260	735,309	118,601	1,115,263	183,688	432,475	230,331	1,372,839		4,188,506	1,861,546		2,326,960		
0499999		Total authorized - affiliates - U.S. non-pool			5,538,260	735,309	118,601	1,115,263	183,688	432,475	230,331	1,372,839		4,188,506	1,861,546		2,326,960		
0799999		Total authorized - affiliates - other (non-U.S.)																	
0899999		Total authorized - affiliates			5,538,260	735,309	118,601	1,115,263	183,688	432,475	230,331	1,372,839		4,188,506	1,861,546		2,326,960		
1499999		Total authorized excluding Protected Cells (Sum of 0899999, 0999999, 1099999, 1199999 and 1299999)			5,538,260	735,309	118,601	1,115,263	183,688	432,475	230,331	1,372,839		4,188,506	1,861,546		2,326,960		
1899999		Total unauthorized - affiliates - U.S. non-pool																	
2199999		Total unauthorized - affiliates - other (non-U.S.)																	
2299999		Total unauthorized - affiliates																	
2899999		Total unauthorized excluding Protected Cells (Sum of 2299999, 2399999, 2499999, 2599999 and 2699999)																	
3299999		Total certified - affiliates - U.S. non-pool																	
3599999		Total certified - affiliates - other (non-U.S.)																	
3699999		Total certified - affiliates																	
4299999		Total certified excluding Protected Cells (Sum of 3699999, 3799999, 3899999, 3999999 and 4099999)																	
4699999		Total reciprocal jurisdiction - affiliates - U.S. non-pool																	
4999999		Total reciprocal jurisdiction - affiliates - other (non-U.S.)																	
5099999		Total reciprocal jurisdiction - affiliates																	
5699999		Total reciprocal jurisdiction excluding Protected Cells (Sum of 5099999, 5199999, 5299999, 5399999 and 5499999)																	
5799999		Total authorized, unauthorized, reciprocal jurisdiction and certified excluding Protected Cells (Sum of 1499999, 2899999, 4299999 and 5699999)			5,538,260	735,309	118,601	1,115,263	183,688	432,475	230,331	1,372,839		4,188,506	1,861,546		2,326,960		
5899999		Total Protected Cells (Sum of 1399999, 2799999, 4199999 and 5599999)																	
9999999		Totals			5,538,260	735,309	118,601	1,115,263	183,688	432,475	230,331	1,372,839		4,188,506	1,861,546		2,326,960		

ANNUAL STATEMENT FOR THE YEAR 2025 OF THE PROGRESSIVE SELECT INSURANCE COMPANY

SCHEDULE F - PART 3 (Continued)

Ceded Reinsurance as of December 31, Current Year (\$000 Omitted)
(Credit Risk)

ID Number From Col. 1	Name of Reinsurer From Col. 3	Collateral				25 Total Funds Held, Payables & Collateral	26 Net Recoverable Net of Funds Held & Collateral	27 Applicable Sch. F Penalty (Col. 78)	Ceded Reinsurance Credit Risk								
		21 Multiple Beneficiary Trusts	22 Letters of Credit	23 Issuing or Confirming Bank Reference Number	24 Single Beneficiary Trusts & Other Allowable Collateral				28 Total Amount Recoverable from Reinsurers Less Penalty (Cols. 15-27)	29 Stressed Recoverable (Col. 28 * 120%)	30 Reinsurance Payable & Funds Held (Cols. 17+18+20; but not in excess of Col. 29)	31 Stressed Net Recoverable (Cols. 29-30)	32 Total Collateral (Cols. 21+22 + 24, not in Excess of Col. 31)	33 Stressed Net Recoverable Net of Collateral Offsets (Cols. 31-32)	34 Reinsurer Designation Equivalent	35 Credit Risk on Collateralized Recoverables (Col. 32 * Factor Applicable to Reinsurer Designation Equivalent in Col. 34)	36 Credit Risk on Un-collateralized Recoverables (Col. 33 * Factor Applicable to Reinsurer Designation Equivalent in Col. 34)
34-1524319	PROGRESSIVE DIRECT INS CO					1,861,546	2,326,960		XXX	XXX	XXX	XXX	XXX	XXX	XXX	XXX	XXX
0399999	Total authorized - affiliates - U.S. non-pool - other			XXX		1,861,546	2,326,960		XXX	XXX	XXX	XXX	XXX	XXX	XXX	XXX	XXX
0499999	Total authorized - affiliates - U.S. non-pool			XXX		1,861,546	2,326,960		XXX	XXX	XXX	XXX	XXX	XXX	XXX	XXX	XXX
0799999	Total authorized - affiliates - other (non-U.S.)			XXX											XXX		
0899999	Total authorized - affiliates			XXX		1,861,546	2,326,960								XXX		
1499999	Total authorized excluding Protected Cells (Sum of 0899999, 0999999, 1099999, 1199999 and 1299999)			XXX		1,861,546	2,326,960								XXX		
1899999	Total unauthorized - affiliates - U.S. non-pool			XXX					XXX	XXX	XXX	XXX	XXX	XXX	XXX	XXX	XXX
2199999	Total unauthorized - affiliates - other (non-U.S.)			XXX											XXX		
2299999	Total unauthorized - affiliates			XXX											XXX		
2899999	Total unauthorized excluding Protected Cells (Sum of 2299999, 2399999, 2499999, 2599999 and 2699999)			XXX											XXX		
3299999	Total certified - affiliates - U.S. non-pool			XXX					XXX	XXX	XXX	XXX	XXX	XXX	XXX	XXX	XXX
3599999	Total certified - affiliates - other (non-U.S.)			XXX											XXX		
3699999	Total certified - affiliates			XXX											XXX		
4299999	Total certified excluding Protected Cells (Sum of 3699999, 3799999, 3899999, 3999999 and 4099999)			XXX											XXX		
4699999	Total reciprocal jurisdiction - affiliates - U.S. non-pool			XXX					XXX	XXX	XXX	XXX	XXX	XXX	XXX	XXX	XXX
4999999	Total reciprocal jurisdiction - affiliates - other (non-U.S.)			XXX											XXX		
5099999	Total reciprocal jurisdiction - affiliates			XXX											XXX		
5699999	Total reciprocal jurisdiction excluding Protected Cells (Sum of 5099999, 5199999, 5299999, 5399999 and 5499999)			XXX											XXX		
5799999	Total authorized, unauthorized, reciprocal jurisdiction and certified excluding Protected Cells (Sum of 1499999, 2899999, 4299999 and 5699999)			XXX		1,861,546	2,326,960								XXX		
5899999	Total Protected Cells (Sum of 1399999, 2799999, 4199999 and 5599999)			XXX					XXX	XXX	XXX	XXX	XXX	XXX	XXX	XXX	XXX
9999999	Totals			XXX		1,861,546	2,326,960								XXX		

ANNUAL STATEMENT FOR THE YEAR 2025 OF THE PROGRESSIVE SELECT INSURANCE COMPANY

SCHEDULE F - PART 3 (Continued)

Ceded Reinsurance as of December 31, Current Year (\$000 Omitted)
(Aging of Ceded Reinsurance)

ID Number From Col. 1	Name of Reinsurer From Col. 3	Reinsurance Recoverable on Paid Losses and Paid Loss Adjustment Expenses							44 Total Recoverable on Paid Losses & LAE Amounts in Dispute Included in Col. 43	45 Recoverable on Paid Losses & LAE Over 90 Days Past Due Amounts Included in Cols. 40 & 41	46 Total Recoverable on Paid Losses & LAE Amounts Not in Dispute (Cols 43-44)	47 Recoverable on Paid Losses & LAE Over 90 Days Past Due Amounts Not in Dispute (Cols. 40 + 41 - 45)	48 Amounts Received Prior 90 Days	49 Percentage Overdue Col. 42/Col. 43	50 Percentage of Amounts More Than 90 Days Overdue Not in Dispute (Col. 47/(Cols. 46+48))	51 Percentage More Than 120 Days Overdue (Col. 41/ Col. 43)	52 Is the Amount in Col. 50 Less Than 20%? (Yes or No)	53 Amounts in Col. 47 for Reinsurers with Values Less Than 20% in Col. 50
		37	Overdue					43 Total Due Cols. 37+42 (In total should equal Cols. 7+8)										
		Current	38 1 - 29 Days	39 30 - 90 Days	40 91 - 120 Days	41 Over 120 Days	42 Total Overdue Cols. 38+39 +40+41											
34-1524319 ..	PROGRESSIVE DIRECT INS CO	853,910						853,910		853,910								
0399999. Total authorized - affiliates - U.S. non-pool - other		853,910						853,910		853,910								XXX
0499999. Total authorized - affiliates - U.S. non-pool		853,910						853,910		853,910								XXX
0799999. Total authorized - affiliates - other (non-U.S.)																		XXX
0899999. Total authorized - affiliates		853,910						853,910		853,910								XXX
1499999. Total authorized excluding Protected Cells (Sum of 0899999, 0999999, 1099999, 1199999 and 1299999)		853,910						853,910		853,910								XXX
1899999. Total unauthorized - affiliates - U.S. non-pool																		XXX
2199999. Total unauthorized - affiliates - other (non-U.S.)																		XXX
2299999. Total unauthorized - affiliates																		XXX
2899999. Total unauthorized excluding Protected Cells (Sum of 2299999, 2399999, 2499999, 2599999 and 2699999)																		XXX
3299999. Total certified - affiliates - U.S. non-pool																		XXX
3599999. Total certified - affiliates - other (non-U.S.)																		XXX
3699999. Total certified - affiliates																		XXX
4299999. Total certified excluding Protected Cells (Sum of 3699999, 3799999, 3899999, 3999999 and 4099999)																		XXX
4699999. Total reciprocal jurisdiction - affiliates - U.S. non-pool																		XXX
4999999. Total reciprocal jurisdiction - affiliates - other (non-U.S.)																		XXX
5099999. Total reciprocal jurisdiction - affiliates																		XXX
5699999. Total reciprocal jurisdiction excluding Protected Cells (Sum of 5099999, 5199999, 5299999, 5399999 and 5499999)																		XXX
5799999. Total authorized, unauthorized, reciprocal jurisdiction and certified excluding Protected Cells (Sum of 1499999, 2899999, 4299999 and 5699999)		853,910						853,910		853,910								XXX
5899999. Total Protected Cells (Sum of 1399999, 2799999, 4199999 and 5599999)																		XXX
9999999 Totals		853,910						853,910		853,910								XXX

ANNUAL STATEMENT FOR THE YEAR 2025 OF THE PROGRESSIVE SELECT INSURANCE COMPANY

SCHEDULE F - PART 3 (Continued)

Ceded Reinsurance as of December 31, Current Year (\$000 Omitted)
(Provision for Reinsurance for Certified Reinsurers)

ID Number From Col. 1	Name of Reinsurer From Col. 3	Provision for Certified Reinsurance													Complete if Col. 52 = "No"; Otherwise Enter 0			69 Provision for Overdue Reinsurance Ceded to Certified Reinsurers (Greater of [Col. 62 + Col. 65] or Col.68; not to Exceed Col. 63)
		54	55	56	57	58	59	60	61	62	63	64	65	66	67	68		
		Certified Reinsurer Rating (1 through 6)	Effective Date of Certified Reinsurer Rating	Percent Collateral Required for Full Credit (0% through 100%)	Catastrophe Recoverables Qualifying for Collateral Deferral	Net Recoverables Subject to Collateral Requirements for Full Credit (Col. 19 - Col. 57)	Dollar Amount of Collateral Required (Col. 56 * Col. 58)	Percent of Collateral Provided for Net Recoverables Subject to Collateral Requirements ([Col. 20 + Col. 21 + Col. 22 + Col. 24] / Col. 58)	Percent Credit Allowed on Net Recoverables Subject to Collateral Requirements (Col. 60 / Col. 56, not to exceed 100%)	20% of Recoverable on Paid Losses & LAE Over 90 Days Past Due Amounts in Dispute (Col. 45 * 20%)	Amount of Credit Allowed for Net Recoverables (Col. 57 + [Col. 58 * Col. 61])	Provision for Reinsurance with Certified Reinsurers Due to Collateral Deficiency (Col. 19 - Col. 63)	20% of Recoverable on Paid Losses & LAE Over 90 Days Past Due Amounts Not in Dispute (Col. 47 * 20%)	Total Collateral Provided (Col. 20 + Col. 21 + Col. 24, not to Exceed Col. 63)	Net Unsecured Recoverable for Which Credit is Allowed (Col. 63 - Col. 66)	20% of Amount in Col. 67		
34-1524319	PROGRESSIVE DIRECT INS CO	XXX	XXX	XXX	XXX	XXX	XXX	XXX	XXX	XXX	XXX	XXX	XXX	XXX	XXX	XXX	XXX	
0399999	Total authorized - affiliates - U.S. non-pool - other			XXX	XXX	XXX	XXX	XXX	XXX	XXX	XXX	XXX	XXX	XXX	XXX	XXX	XXX	
0499999	Total authorized - affiliates - U.S. non-pool			XXX	XXX	XXX	XXX	XXX	XXX	XXX	XXX	XXX	XXX	XXX	XXX	XXX	XXX	
0799999	Total authorized - affiliates - other (non-U.S.)			XXX	XXX	XXX	XXX	XXX	XXX	XXX	XXX	XXX	XXX	XXX	XXX	XXX	XXX	
0899999	Total authorized - affiliates			XXX	XXX	XXX	XXX	XXX	XXX	XXX	XXX	XXX	XXX	XXX	XXX	XXX	XXX	
1499999	Total authorized excluding Protected Cells (Sum of 0899999, 0999999, 1099999, 1199999 and 1299999)			XXX	XXX	XXX	XXX	XXX	XXX	XXX	XXX	XXX	XXX	XXX	XXX	XXX	XXX	
1899999	Total unauthorized - affiliates - U.S. non-pool			XXX	XXX	XXX	XXX	XXX	XXX	XXX	XXX	XXX	XXX	XXX	XXX	XXX	XXX	
2199999	Total unauthorized - affiliates - other (non-U.S.)			XXX	XXX	XXX	XXX	XXX	XXX	XXX	XXX	XXX	XXX	XXX	XXX	XXX	XXX	
2299999	Total unauthorized - affiliates			XXX	XXX	XXX	XXX	XXX	XXX	XXX	XXX	XXX	XXX	XXX	XXX	XXX	XXX	
2899999	Total unauthorized excluding Protected Cells (Sum of 2299999, 2399999, 2499999, 2599999 and 2699999)			XXX	XXX	XXX	XXX	XXX	XXX	XXX	XXX	XXX	XXX	XXX	XXX	XXX	XXX	
3299999	Total certified - affiliates - U.S. non-pool			XXX				XXX	XXX									
3599999	Total certified - affiliates - other (non-U.S.)			XXX				XXX	XXX									
3699999	Total certified - affiliates			XXX				XXX	XXX									
4299999	Total certified excluding Protected Cells (Sum of 3699999, 3799999, 3899999, 3999999 and 4099999)			XXX				XXX	XXX									
4699999	Total reciprocal jurisdiction - affiliates - U.S. non-pool			XXX	XXX	XXX	XXX	XXX	XXX	XXX	XXX	XXX	XXX	XXX	XXX	XXX	XXX	
4999999	Total reciprocal jurisdiction - affiliates - other (non-U.S.)			XXX	XXX	XXX	XXX	XXX	XXX	XXX	XXX	XXX	XXX	XXX	XXX	XXX	XXX	
5099999	Total reciprocal jurisdiction - affiliates			XXX	XXX	XXX	XXX	XXX	XXX	XXX	XXX	XXX	XXX	XXX	XXX	XXX	XXX	
5699999	Total reciprocal jurisdiction excluding Protected Cells (Sum of 5099999, 5199999, 5299999, 5399999 and 5499999)			XXX	XXX	XXX	XXX	XXX	XXX	XXX	XXX	XXX	XXX	XXX	XXX	XXX	XXX	
5799999	Total authorized, unauthorized, reciprocal jurisdiction and certified excluding Protected Cells (Sum of 1499999, 2899999, 4299999 and 5699999)			XXX				XXX	XXX									
5899999	Total Protected Cells (Sum of 1399999, 2799999, 4199999 and 5599999)			XXX				XXX	XXX									
9999999	Totals			XXX				XXX	XXX									

ANNUAL STATEMENT FOR THE YEAR 2025 OF THE PROGRESSIVE SELECT INSURANCE COMPANY

SCHEDULE F - PART 3 (Continued)

Ceded Reinsurance as of December 31, Current Year (\$000 Omitted)
(Total Provision for Reinsurance)

ID Number From Col. 1	Name of Reinsurer From Col. 3	70 20% of Recoverable on Paid Losses & LAE Over 90 Days past Due Amounts Not in Dispute (Col. 47 * 20%)	71 Provision for Unauthorized Reinsurance		73 Provision for Overdue Authorized and Reciprocal Jurisdiction Reinsurance		75 Total Provision for Reinsurance				
			72 Provision for Reinsurance with Unauthorized Reinsurers Due to Collateral Deficiency (Col. 26)	72 Provision for Overdue Reinsurance from Unauthorized Reinsurers and Amounts in Dispute (Col. 70 + 20% of the Amount in Col. 16)	73 Complete if Col. 52 = "Yes"; Otherwise Enter 0 20% of Recoverable on Paid Losses & LAE Over 90 Days Past Due Amounts Not in Dispute + 20% of Amounts in Dispute ([Col. 47 * 20%] + [Col. 45 * 20%])	74 Complete if Col. 52 = "No"; Otherwise Enter 0 Greater of 20% of Net Recoverable Net of Funds Held & Collateral, or 20% of Recoverable on Paid Losses & LAE Over 90 Days Past Due (Greater of Col. 26 * 20% or Cols. [40 + 41] * 20%)	75 Provision for Amounts Ceded to Authorized and Reciprocal Jurisdiction Reinsurers (Cols. 73 + 74)	76 Provision for Amounts Ceded to Unauthorized Reinsurers (Cols. 71 + 72 Not in Excess of Col. 15)	77 Provision for Amounts Ceded to Certified Reinsurers (Cols. 64 + 69)	78 Total Provision for Reinsurance (Cols. 75 + 76 + 77)	
34-1524319	PROGRESSIVE DIRECT INS CO		XXX	XXX				XXX	XXX		
0399999	Total authorized - affiliates - U.S. non-pool - other		XXX	XXX				XXX	XXX		
0499999	Total authorized - affiliates - U.S. non-pool		XXX	XXX				XXX	XXX		
0799999	Total authorized - affiliates - other (non-U.S.)		XXX	XXX				XXX	XXX		
0899999	Total authorized - affiliates		XXX	XXX				XXX	XXX		
1499999	Total authorized excluding Protected Cells (Sum of 0899999, 0999999, 1099999, 1199999 and 1299999)		XXX	XXX				XXX	XXX		
1899999	Total unauthorized - affiliates - U.S. non-pool				XXX	XXX	XXX		XXX		
2199999	Total unauthorized - affiliates - other (non-U.S.)				XXX	XXX	XXX		XXX		
2299999	Total unauthorized - affiliates				XXX	XXX	XXX		XXX		
2899999	Total unauthorized excluding Protected Cells (Sum of 2299999, 2399999, 2499999, 2599999 and 2699999)				XXX	XXX	XXX		XXX		
3299999	Total certified - affiliates - U.S. non-pool	XXX	XXX	XXX	XXX	XXX	XXX	XXX	XXX		
3599999	Total certified - affiliates - other (non-U.S.)	XXX	XXX	XXX	XXX	XXX	XXX	XXX	XXX		
3699999	Total certified - affiliates	XXX	XXX	XXX	XXX	XXX	XXX	XXX	XXX		
4299999	Total certified excluding Protected Cells (Sum of 3699999, 3799999, 3899999, 3999999 and 4099999)	XXX	XXX	XXX	XXX	XXX	XXX	XXX	XXX		
4699999	Total reciprocal jurisdiction - affiliates - U.S. non-pool		XXX	XXX				XXX	XXX		
4999999	Total reciprocal jurisdiction - affiliates - other (non-U.S.)		XXX	XXX				XXX	XXX		
5099999	Total reciprocal jurisdiction - affiliates		XXX	XXX				XXX	XXX		
5699999	Total reciprocal jurisdiction excluding Protected Cells (Sum of 5099999, 5199999, 5299999, 5399999 and 5499999)		XXX	XXX				XXX	XXX		
5799999	Total authorized, unauthorized, reciprocal jurisdiction and certified excluding Protected Cells (Sum of 1499999, 2899999, 4299999 and 5699999)										
5899999	Total Protected Cells (Sum of 1399999, 2799999, 4199999 and 5599999)										
9999999	Totals										

ANNUAL STATEMENT FOR THE YEAR 2025 OF THE PROGRESSIVE SELECT INSURANCE COMPANY

SCHEDULE F - PART 4

Issuing or Confirming Banks for Letters of Credit from Schedule F, Part 3 (\$000 Omitted)

1 Issuing or Confirming Bank Reference Number Used in Col. 23 of Sch F Part 3	2 Letters of Credit Code	3 American Bankers Association (ABA) Routing Number	4 Issuing or Confirming Bank Name	5 Letters of Credit Amount
NONE				
Total				

ANNUAL STATEMENT FOR THE YEAR 2025 OF THE PROGRESSIVE SELECT INSURANCE COMPANY

SCHEDULE F - PART 5

Interrogatories for Schedule F, Part 3 (000 Omitted)

A. Report the five largest provisional commission rates included in the cedant's reinsurance treaties. The commission rate to be reported is by contract with ceded premium in excess of \$50,000:

	1 <u>Name of Reinsurer</u>	2 <u>Commission Rate</u>	3 <u>Ceded Premium</u>
1.	0.000
2.	0.000
3.	0.000
4.	0.000
5.	0.000

B. Report the five largest reinsurance recoverables reported in Schedule F, Part 3, Column 15, due from any one reinsurer (based on the total recoverables, Schedule F, Part 3, Line 9999999, Column 15), the amount of ceded premium, and indicate whether the recoverables are due from an affiliated insurer.

	1 <u>Name of Reinsurer</u>	2 <u>Total Recoverables</u>	3 <u>Ceded Premiums</u>	4 <u>Affiliated</u>
6.	PROGRESSIVE DIRECT INS CO	4,188,506	5,538,260	Yes [X] No []
7.	Yes [] No []
8.	Yes [] No []
9.	Yes [] No []
10.	Yes [] No []

NOTE: Disclosure of the five largest provisional commission rates should exclude mandatory pools and joint underwriting associations.

ANNUAL STATEMENT FOR THE YEAR 2025 OF THE PROGRESSIVE SELECT INSURANCE COMPANY

SCHEDULE F - PART 6

Restatement of Balance Sheet to Identify Net Credit for Reinsurance

	1 As Reported (Net of Ceded)	2 Restatement Adjustments	3 Restated (Gross of Ceded)
ASSETS (Page 2, Col. 3)			
1. Cash and invested assets (Line 12)	1,638,743,288		1,638,743,288
2. Premiums and considerations (Line 15)	938,614,566		938,614,566
3. Reinsurance recoverable on loss and loss adjustment expense payments (Line 16.1)	853,909,996	(853,909,996)	
4. Funds held by or deposited with reinsured companies (Line 16.2)			
5. Other assets	521,502,332		521,502,332
6. Net amount recoverable from reinsurers		2,326,959,980	2,326,959,980
7. Protected cell assets (Line 27)			
8. Totals (Line 28)	3,952,770,182	1,473,049,984	5,425,820,166
LIABILITIES (Page 3)			
9. Losses and loss adjustment expenses (Lines 1 through 3)	217,973,031	1,961,757,000	2,179,730,031
10. Taxes, expenses, and other obligations (Lines 4 through 8)	699,122,971		699,122,971
11. Unearned premiums (Line 9)	152,537,619	1,372,839,000	1,525,376,619
12. Advance premiums (Line 10)	27,815,753		27,815,753
13. Dividends declared and unpaid (Line 11.1 and 11.2)			
14. Ceded reinsurance premiums payable (net of ceding commissions (Line 12)	1,861,546,016	(1,861,546,016)	
15. Funds held by company under reinsurance treaties (Line 13)			
16. Amounts withheld or retained by company for account of others (Line 14)			
17. Provision for reinsurance (Line 16)			
18. Other liabilities	199,705,356		199,705,356
19. Total liabilities excluding protected cell business (Line 26)	3,158,700,746	1,473,049,984	4,631,750,730
20. Protected cell liabilities (Line 27)			
21. Surplus as regards policyholders (Line 37)	794,069,436	XXX	794,069,436
22. Totals (Line 38)	3,952,770,182	1,473,049,984	5,425,820,166

NOTE: Is the restatement of this exhibit the result of grossing up balances ceded to affiliates under 100 percent reinsurance or pooling arrangements? Yes [] No [X]

If yes, give full explanation:

Schedule H - Part 1 - Analysis of Underwriting Operations

NONE

Schedule H - Part 2 - Reserves and Liabilities

NONE

Schedule H - Part 3 - Test of Prior Year's Claim Reserves and Liabilities

NONE

Schedule H - Part 4 - Reinsurance

NONE

Schedule H - Part 5 - Health Claims

NONE

ANNUAL STATEMENT FOR THE YEAR 2025 OF THE PROGRESSIVE SELECT INSURANCE COMPANY
SCHEDULE P - PART 1A - HOMEOWNERS/FAROWNERS
(\$000 OMITTED)

Years in Which Premiums Were Earned and Losses Were Incurred	Premiums Earned			Loss and Loss Expense Payments						10 Salvage and Subrogation Received	11 Total Net Paid Cols (4 - 5 + 6 - 7 + 8 - 9)	12 Number of Claims Reported Direct and Assumed
	1 Direct and Assumed	2 Ceded	3 Net (1 - 2)	Loss Payments		Defense and Cost Containment Payments		Adjusting and Other Payments				
				4 Direct and Assumed	5 Ceded	6 Direct and Assumed	7 Ceded	8 Direct and Assumed	9 Ceded			
1. Prior.....	XXX	XXX	XXX									XXX
2. 2016.....												
3. 2017.....												
4. 2018.....												
5. 2019.....												
6. 2020.....												
7. 2021.....												
8. 2022.....												
9. 2023.....												
10. 2024.....												
11. 2025.....												
12. Totals	XXX	XXX	XXX									XXX

NONE

	Losses Unpaid				Defense and Cost Containment Unpaid				Adjusting and Other Unpaid		23 Salvage and Subrogation Anticipated	24 Total Net Losses and Expenses Unpaid	25 Number of Claims Outstanding Direct and Assumed
	Case Basis		Bulk + IBNR		Case Basis		Bulk + IBNR		Adjusting and Other Unpaid				
	13 Direct and Assumed	14 Ceded	15 Direct and Assumed	16 Ceded	17 Direct and Assumed	18 Ceded	19 Direct and Assumed	20 Ceded	21 Direct and Assumed	22 Ceded			
1. Prior.....													
2. 2016.....													
3. 2017.....													
4. 2018.....													
5. 2019.....													
6. 2020.....													
7. 2021.....													
8. 2022.....													
9. 2023.....													
10. 2024.....													
11. 2025.....													
12. Totals													

NONE

	Total Losses and Loss Expenses Incurred			Loss and Loss Expense Percentage (Incurred / Premiums Earned)			Nontabular Discount		34 Inter-Company Pooling Participation Percentage	Net Balance Sheet Reserves After Discount	
	26 Direct and Assumed	27 Ceded	28 Net	29 Direct and Assumed	30 Ceded	31 Net	32 Loss	33 Loss Expense		35 Losses Unpaid	36 Loss Expenses Unpaid
	1. Prior.....	XXX	XXX	XXX	XXX	XXX	XXX				XXX
2. 2016.....											
3. 2017.....											
4. 2018.....											
5. 2019.....											
6. 2020.....											
7. 2021.....											
8. 2022.....											
9. 2023.....											
10. 2024.....											
11. 2025.....											
12. Totals	XXX	XXX	XXX	XXX	XXX	XXX			XXX		

NONE

ANNUAL STATEMENT FOR THE YEAR 2025 OF THE PROGRESSIVE SELECT INSURANCE COMPANY
SCHEDULE P - PART 1B - PRIVATE PASSENGER AUTO LIABILITY/MEDICAL
(\$000 OMITTED)

Years in Which Premiums Were Earned and Losses Were Incurred	Premiums Earned			Loss and Loss Expense Payments						10 Salvage and Subrogation Received	11 Total Net Paid Cols (4 - 5 + 6 - 7 + 8 - 9)	12 Number of Claims Reported Direct and Assumed
	1 Direct and Assumed	2 Ceded	3 Net (1 - 2)	Loss Payments		Defense and Cost Containment Payments		Adjusting and Other Payments				
				4 Direct and Assumed	5 Ceded	6 Direct and Assumed	7 Ceded	8 Direct and Assumed	9 Ceded			
1. Prior.....	XXX.....	XXX.....	XXX.....	(282).....	(254).....	745.....	670.....	804.....	724.....	35.....	127.....	XXX.....
2. 2016.....	1,055,866.....	950,279.....	105,587.....	720,780.....	648,702.....	36,732.....	33,059.....	112,014.....	100,812.....	879.....	86,953.....	210,012.....
3. 2017.....	1,198,780.....	1,078,902.....	119,878.....	791,124.....	712,012.....	46,614.....	41,953.....	122,668.....	110,401.....	879.....	96,041.....	221,543.....
4. 2018.....	1,520,399.....	1,368,359.....	152,040.....	989,941.....	890,947.....	52,786.....	47,508.....	143,533.....	129,180.....	1,166.....	118,626.....	271,773.....
5. 2019.....	1,790,828.....	1,611,746.....	179,083.....	1,147,970.....	1,033,173.....	62,985.....	56,687.....	164,128.....	147,715.....	1,361.....	137,508.....	307,245.....
6. 2020.....	1,963,013.....	1,766,712.....	196,301.....	1,038,235.....	934,412.....	50,632.....	45,569.....	151,290.....	136,161.....	1,488.....	124,016.....	263,700.....
7. 2021.....	2,203,152.....	1,982,837.....	220,315.....	1,388,078.....	1,249,270.....	57,860.....	52,074.....	170,049.....	153,044.....	1,894.....	161,599.....	330,780.....
8. 2022.....	2,386,011.....	2,147,410.....	238,601.....	1,426,391.....	1,283,752.....	56,261.....	50,634.....	170,974.....	153,877.....	1,663.....	165,363.....	304,314.....
9. 2023.....	3,005,907.....	2,705,316.....	300,591.....	1,548,197.....	1,393,377.....	58,653.....	52,788.....	195,575.....	176,018.....	1,928.....	180,242.....	347,205.....
10. 2024.....	3,712,783.....	3,341,505.....	371,278.....	1,486,234.....	1,337,610.....	32,988.....	29,689.....	219,617.....	197,656.....	2,044.....	173,884.....	387,372.....
11. 2025.....	4,142,600.....	3,728,340.....	414,260.....	1,028,921.....	926,029.....	6,628.....	5,965.....	210,501.....	189,451.....	1,640.....	124,605.....	397,802.....
12. Totals.....	XXX.....	XXX.....	XXX.....	11,565,588.....	10,409,030.....	462,884.....	416,596.....	1,661,154.....	1,495,039.....	14,976.....	1,368,963.....	XXX.....

	Losses Unpaid				Defense and Cost Containment Unpaid				Adjusting and Other Unpaid		23 Salvage and Subrogation Anticipated	24 Total Net Losses and Expenses Unpaid	25 Number of Claims Outstanding Direct and Assumed
	Case Basis		Bulk + IBNR		Case Basis		Bulk + IBNR						
	13 Direct and Assumed	14 Ceded	15 Direct and Assumed	16 Ceded	17 Direct and Assumed	18 Ceded	19 Direct and Assumed	20 Ceded	21 Direct and Assumed	22 Ceded			
1. Prior.....	2,353.....	2,118.....			228.....	205.....			98.....	88.....		268.....	177.....
2. 2016.....	172.....	155.....			63.....	56.....			9.....	8.....		24.....	11.....
3. 2017.....	257.....	231.....			106.....	95.....			13.....	12.....		38.....	15.....
4. 2018.....	794.....	715.....			268.....	241.....			36.....	33.....		110.....	43.....
5. 2019.....	814.....	733.....			313.....	281.....			58.....	52.....		118.....	85.....
6. 2020.....	1,621.....	1,459.....			566.....	509.....			132.....	119.....		232.....	210.....
7. 2021.....	7,132.....	6,419.....			2,240.....	2,016.....			419.....	377.....		979.....	661.....
8. 2022.....	22,087.....	19,878.....	51,312.....	46,181.....	5,889.....	5,300.....	24,240.....	21,816.....	8,719.....	7,847.....	303.....	11,225.....	1,126.....
9. 2023.....	72,140.....	64,926.....	44,162.....	39,746.....	18,603.....	16,743.....	25,702.....	23,132.....	11,838.....	10,654.....	207.....	17,245.....	3,208.....
10. 2024.....	253,334.....	228,001.....	108,749.....	97,874.....	45,871.....	41,283.....	44,267.....	39,841.....	28,968.....	26,071.....	377.....	48,119.....	11,507.....
11. 2025.....	783,606.....	705,245.....	343,720.....	309,348.....	68,656.....	61,790.....	61,951.....	55,756.....	81,614.....	73,452.....	1,487.....	133,955.....	71,809.....
12. Totals.....	1,144,309.....	1,029,878.....	547,944.....	493,150.....	142,801.....	128,521.....	156,160.....	140,544.....	131,903.....	118,712.....	2,374.....	212,312.....	88,852.....

	Total Losses and Loss Expenses Incurred			Loss and Loss Expense Percentage (Incurred / Premiums Earned)			Nontabular Discount		34 Inter-Company Pooling Participation Percentage	Net Balance Sheet Reserves After Discount	
	26 Direct and Assumed	27 Ceded	28 Net	29 Direct and Assumed	30 Ceded	31 Net	32 Loss	33 Loss Expense		35 Losses Unpaid	36 Loss Expenses Unpaid
	1. Prior.....	XXX.....	XXX.....	XXX.....	XXX.....	XXX.....	XXX.....				XXX.....
2. 2016.....	869,769.....	782,792.....	86,977.....	82.4.....	82.4.....	82.4.....				17.....	7.....
3. 2017.....	960,781.....	864,703.....	96,078.....	80.1.....	80.1.....	80.1.....				26.....	12.....
4. 2018.....	1,187,359.....	1,068,623.....	118,736.....	78.1.....	78.1.....	78.1.....				79.....	30.....
5. 2019.....	1,376,267.....	1,238,640.....	137,627.....	76.9.....	76.9.....	76.9.....				81.....	37.....
6. 2020.....	1,242,476.....	1,118,228.....	124,248.....	63.3.....	63.3.....	63.3.....				162.....	70.....
7. 2021.....	1,625,778.....	1,463,200.....	162,578.....	73.8.....	73.8.....	73.8.....				713.....	266.....
8. 2022.....	1,765,873.....	1,589,286.....	176,587.....	74.0.....	74.0.....	74.0.....				7,340.....	3,885.....
9. 2023.....	1,974,871.....	1,777,384.....	197,487.....	65.7.....	65.7.....	65.7.....				11,630.....	5,614.....
10. 2024.....	2,220,029.....	1,998,026.....	222,003.....	59.8.....	59.8.....	59.8.....				36,208.....	11,911.....
11. 2025.....	2,585,596.....	2,327,036.....	258,560.....	62.4.....	62.4.....	62.4.....				112,733.....	21,222.....
12. Totals.....	XXX.....	XXX.....	XXX.....	XXX.....	XXX.....	XXX.....			XXX.....	169,225.....	43,086.....

Schedule P - Part 1C - Commercial Auto/Truck Liability/Medical

NONE

Schedule P - Part 1D - Workers' Compensation (Excluding Excess Workers' Compensation)

NONE

Schedule P - Part 1E - Commercial Multiple Peril

NONE

Schedule P - Part 1F - Section 1 - Medical Professional Liability - Occurrence

NONE

Schedule P - Part 1F - Section 2 - Medical Professional Liability - Claims-Made

NONE

Schedule P - Part 1G - Special Liability (Ocean Marine, Aircraft (all perils), Boiler and Machinery)

NONE

ANNUAL STATEMENT FOR THE YEAR 2025 OF THE PROGRESSIVE SELECT INSURANCE COMPANY
SCHEDULE P - PART 1H - SECTION 1 - OTHER LIABILITY - OCCURRENCE
(\$000 OMITTED)

Years in Which Premiums Were Earned and Losses Were Incurred	Premiums Earned			Loss and Loss Expense Payments						10 Salvage and Subrogation Received	11 Total Net Paid Cols (4 - 5 + 6 - 7 + 8 - 9)	12 Number of Claims Reported Direct and Assumed
	1 Direct and Assumed	2 Ceded	3 Net (1 - 2)	Loss Payments		Defense and Cost Containment Payments		Adjusting and Other Payments				
				4 Direct and Assumed	5 Ceded	6 Direct and Assumed	7 Ceded	8 Direct and Assumed	9 Ceded			
1. Prior.....	XXX.....	XXX.....	XXX.....									XXX.....
2. 2016.....	5,255.....	4,729.....	525.....	2,385.....	2,146.....	83.....	75.....	317.....	285.....	2.....	278.....	432.....
3. 2017.....	5,142.....	4,628.....	514.....	2,793.....	2,514.....	75.....	68.....	686.....	617.....	1.....	355.....	548.....
4. 2018.....	5,558.....	5,002.....	556.....	2,080.....	1,872.....	35.....	32.....	484.....	436.....	2.....	260.....	567.....
5. 2019.....	6,175.....	5,558.....	618.....	2,974.....	2,676.....	38.....	34.....	384.....	346.....		340.....	621.....
6. 2020.....	7,306.....	6,575.....	731.....	4,982.....	4,484.....	119.....	107.....	600.....	540.....	5.....	570.....	983.....
7. 2021.....	8,659.....	7,793.....	866.....	4,402.....	3,962.....	518.....	466.....	391.....	352.....	1.....	531.....	640.....
8. 2022.....	9,591.....	8,632.....	959.....	10,968.....	9,871.....	537.....	483.....	1,151.....	1,036.....	1.....	1,266.....	2,041.....
9. 2023.....	10,947.....	9,853.....	1,095.....	2,940.....	2,646.....	83.....	75.....	409.....	368.....	2.....	343.....	576.....
10. 2024.....	12,392.....	11,153.....	1,239.....	8,439.....	7,595.....	239.....	215.....	1,265.....	1,138.....	3.....	994.....	1,578.....
11. 2025.....	13,750.....	12,375.....	1,375.....	2,824.....	2,542.....	12.....	11.....	408.....	367.....	1.....	324.....	603.....
12. Totals.....	XXX.....	XXX.....	XXX.....	44,787.....	40,308.....	1,740.....	1,566.....	6,096.....	5,486.....	18.....	5,262.....	XXX.....

	Losses Unpaid				Defense and Cost Containment Unpaid				Adjusting and Other Unpaid		23 Salvage and Subrogation Anticipated	24 Total Net Losses and Expenses Unpaid	25 Number of Claims Outstanding Direct and Assumed
	Case Basis		Bulk + IBNR		Case Basis		Bulk + IBNR						
	13 Direct and Assumed	14 Ceded	15 Direct and Assumed	16 Ceded	17 Direct and Assumed	18 Ceded	19 Direct and Assumed	20 Ceded	21 Direct and Assumed	22 Ceded			
1. Prior.....													
2. 2016.....													
3. 2017.....													
4. 2018.....													
5. 2019.....													
6. 2020.....													
7. 2021.....													
8. 2022.....	268.....	241.....	18.....	16.....	99.....	89.....	9.....	8.....	21.....	19.....		41.....	6.....
9. 2023.....	59.....	53.....	126.....	113.....	19.....	17.....	10.....	9.....	3.....	3.....		22.....	1.....
10. 2024.....	587.....	529.....	297.....	267.....	187.....	168.....	42.....	37.....	77.....	69.....	1.....	119.....	19.....
11. 2025.....	1,373.....	1,236.....	1,002.....	902.....	119.....	107.....	77.....	69.....	198.....	178.....	1.....	277.....	52.....
12. Totals.....	2,287.....	2,059.....	1,443.....	1,299.....	424.....	382.....	137.....	123.....	299.....	269.....	1.....	459.....	78.....

	Total Losses and Loss Expenses Incurred			Loss and Loss Expense Percentage (Incurred / Premiums Earned)			Nontabular Discount		34 Inter-Company Pooling Participation Percentage	Net Balance Sheet Reserves After Discount		
	26 Direct and Assumed	27 Ceded	28 Net	29 Direct and Assumed	30 Ceded	31 Net	32 Loss	33 Loss Expense		35 Losses Unpaid	36 Loss Expenses Unpaid	
												1. Prior.....
2. 2016.....	2,785.....	2,506.....	278.....	53.0.....	53.0.....	53.0.....						
3. 2017.....	3,554.....	3,199.....	355.....	69.1.....	69.1.....	69.1.....						
4. 2018.....	2,600.....	2,340.....	260.....	46.8.....	46.8.....	46.8.....						
5. 2019.....	3,396.....	3,057.....	340.....	55.0.....	55.0.....	55.0.....						
6. 2020.....	5,701.....	5,131.....	570.....	78.0.....	78.0.....	78.0.....						
7. 2021.....	5,311.....	4,780.....	531.....	61.3.....	61.3.....	61.3.....						
8. 2022.....	13,070.....	11,763.....	1,307.....	136.3.....	136.3.....	136.3.....					29.....	13.....
9. 2023.....	3,649.....	3,284.....	365.....	33.3.....	33.3.....	33.3.....					19.....	3.....
10. 2024.....	11,132.....	10,019.....	1,113.....	89.8.....	89.8.....	89.8.....					88.....	31.....
11. 2025.....	6,013.....	5,412.....	601.....	43.7.....	43.7.....	43.7.....					238.....	39.....
12. Totals.....	XXX.....	XXX.....	XXX.....	XXX.....	XXX.....	XXX.....			XXX.....		373.....	86.....

ANNUAL STATEMENT FOR THE YEAR 2025 OF THE PROGRESSIVE SELECT INSURANCE COMPANY
SCHEDULE P - PART 1H - SECTION 2 - OTHER LIABILITY - CLAIMS-MADE
(\$000 OMITTED)

Years in Which Premiums Were Earned and Losses Were Incurred	Premiums Earned			Loss and Loss Expense Payments						10 Salvage and Subrogation Received	11 Total Net Paid Cols (4 - 5 + 6 - 7 + 8 - 9)	12 Number of Claims Reported Direct and Assumed
	1 Direct and Assumed	2 Ceded	3 Net (1 - 2)	Loss Payments		Defense and Cost Containment Payments		Adjusting and Other Payments				
				4 Direct and Assumed	5 Ceded	6 Direct and Assumed	7 Ceded	8 Direct and Assumed	9 Ceded			
1. Prior.....	XXX	XXX	XXX									XXX
2. 2016.....												
3. 2017.....												
4. 2018.....												
5. 2019.....												
6. 2020.....												
7. 2021.....												
8. 2022.....												
9. 2023.....												
10. 2024.....												
11. 2025.....												
12. Totals	XXX	XXX	XXX									XXX

NONE

	Losses Unpaid				Defense and Cost Containment Unpaid				Adjusting and Other Unpaid		23 Salvage and Subrogation Anticipated	24 Total Net Losses and Expenses Unpaid	25 Number of Claims Outstanding Direct and Assumed
	Case Basis		Bulk + IBNR		Case Basis		Bulk + IBNR		Adjusting and Other Unpaid				
	13 Direct and Assumed	14 Ceded	15 Direct and Assumed	16 Ceded	17 Direct and Assumed	18 Ceded	19 Direct and Assumed	20 Ceded	21 Direct and Assumed	22 Ceded			
1. Prior.....													
2. 2016.....													
3. 2017.....													
4. 2018.....													
5. 2019.....													
6. 2020.....													
7. 2021.....													
8. 2022.....													
9. 2023.....													
10. 2024.....													
11. 2025.....													
12. Totals													

NONE

	Total Losses and Loss Expenses Incurred			Loss and Loss Expense Percentage (Incurred / Premiums Earned)			Nontabular Discount		34 Inter-Company Pooling Participation Percentage	Net Balance Sheet Reserves After Discount	
	26 Direct and Assumed	27 Ceded	28 Net	29 Direct and Assumed	30 Ceded	31 Net	32 Loss	33 Loss Expense		35 Losses Unpaid	36 Loss Expenses Unpaid
	1. Prior.....	XXX	XXX	XXX	XXX	XXX	XXX				XXX
2. 2016.....											
3. 2017.....											
4. 2018.....											
5. 2019.....											
6. 2020.....											
7. 2021.....											
8. 2022.....											
9. 2023.....											
10. 2024.....											
11. 2025.....											
12. Totals	XXX	XXX	XXX	XXX	XXX	XXX			XXX		

NONE

ANNUAL STATEMENT FOR THE YEAR 2025 OF THE PROGRESSIVE SELECT INSURANCE COMPANY
SCHEDULE P - PART 11 - SPECIAL PROPERTY (FIRE, ALLIED LINES, INLAND MARINE,
EARTHQUAKE, BURGLARY AND THEFT)
(\$000 OMITTED)

Years in Which Premiums Were Earned and Losses Were Incurred	Premiums Earned			Loss and Loss Expense Payments						10 Salvage and Subrogation Received	11 Total Net Paid Cols (4 - 5 + 6 - 7 + 8 - 9)	12 Number of Claims Reported Direct and Assumed
	1	2	3	Loss Payments		Defense and Cost Containment Payments		Adjusting and Other Payments				
	Direct and Assumed	Ceded	Net (1 - 2)	4 Direct and Assumed	5 Ceded	6 Direct and Assumed	7 Ceded	8 Direct and Assumed	9 Ceded			
1. Prior.....	XXX.....	XXX.....	XXX.....	(3).....	(2).....							XXX.....
2. 2016.....	19,243.....	17,318.....	1,924.....	9,222.....	8,300.....	45.....	41.....	1,357.....	1,221.....	102.....	1,062.....	XXX.....
3. 2017.....	20,675.....	18,607.....	2,067.....	16,689.....	15,020.....	98.....	89.....	2,648.....	2,383.....	176.....	1,944.....	XXX.....
4. 2018.....	22,987.....	20,688.....	2,299.....	13,605.....	12,244.....	63.....	57.....	1,898.....	1,708.....	222.....	1,557.....	XXX.....
5. 2019.....	25,824.....	23,242.....	2,582.....	9,191.....	8,271.....	30.....	27.....	1,754.....	1,579.....	158.....	1,098.....	XXX.....
6. 2020.....	28,454.....	25,609.....	2,845.....	16,786.....	15,107.....	89.....	80.....	2,706.....	2,435.....	404.....	1,958.....	XXX.....
7. 2021.....	34,408.....	30,967.....	3,441.....	11,028.....	9,925.....	265.....	238.....	2,405.....	2,165.....	229.....	1,370.....	XXX.....
8. 2022.....	39,296.....	35,366.....	3,930.....	52,715.....	47,444.....	173.....	156.....	5,360.....	4,824.....	982.....	5,825.....	XXX.....
9. 2023.....	45,132.....	40,619.....	4,513.....	17,793.....	16,013.....	44.....	40.....	3,576.....	3,218.....	229.....	2,141.....	XXX.....
10. 2024.....	50,592.....	45,533.....	5,059.....	41,281.....	37,153.....	44.....	39.....	6,227.....	5,604.....	620.....	4,755.....	XXX.....
11. 2025.....	54,035.....	48,631.....	5,403.....	16,203.....	14,583.....	37.....	34.....	3,510.....	3,159.....	196.....	1,975.....	XXX.....
12. Totals.....	XXX.....	XXX.....	XXX.....	204,509.....	184,058.....	889.....	801.....	31,440.....	28,296.....	3,318.....	23,684.....	XXX.....

	Losses Unpaid				Defense and Cost Containment Unpaid				Adjusting and Other Unpaid		23 Salvage and Subrogation Anticipated	24 Total Net Losses and Expenses Unpaid	25 Number of Claims Outstanding Direct and Assumed
	Case Basis		Bulk + IBNR		Case Basis		Bulk + IBNR						
	13 Direct and Assumed	14 Ceded	15 Direct and Assumed	16 Ceded	17 Direct and Assumed	18 Ceded	19 Direct and Assumed	20 Ceded	21 Direct and Assumed	22 Ceded			
1. Prior.....													
2. 2016.....													
3. 2017.....													
4. 2018.....													
5. 2019.....													
6. 2020.....													
7. 2021.....													
8. 2022.....	12.....	10.....			7.....	6.....			1.....	1.....	27.....	2.....	1.....
9. 2023.....	12.....	10.....							1.....	1.....	8.....	1.....	1.....
10. 2024.....	12.....	10.....	13.....	12.....			38.....	34.....	1.....	1.....	55.....	6.....	1.....
11. 2025.....	1,168.....	1,052.....	900.....	810.....	84.....	76.....	54.....	48.....	407.....	366.....	163.....	261.....	85.....
12. Totals.....	1,203.....	1,083.....	913.....	822.....	92.....	83.....	91.....	82.....	411.....	370.....	252.....	271.....	88.....

	Total Losses and Loss Expenses Incurred			Loss and Loss Expense Percentage (Incurred /Premiums Earned)			Nontabular Discount		34 Inter-Company Pooling Participation Percentage	Net Balance Sheet Reserves After Discount	
	26	27	28	29	30	31	32	33		35	36
	Direct and Assumed	Ceded	Net	Direct and Assumed	Ceded	Net	Loss	Loss Expense		Losses Unpaid	Loss Expenses Unpaid
1. Prior.....	XXX.....	XXX.....	XXX.....	XXX.....	XXX.....	XXX.....			XXX.....		
2. 2016.....	10,624.....	9,562.....	1,062.....	55.2.....	55.2.....	55.2.....					
3. 2017.....	19,435.....	17,492.....	1,944.....	94.0.....	94.0.....	94.0.....					
4. 2018.....	15,565.....	14,009.....	1,557.....	67.7.....	67.7.....	67.7.....					
5. 2019.....	10,975.....	9,878.....	1,098.....	42.5.....	42.5.....	42.5.....					
6. 2020.....	19,581.....	17,623.....	1,958.....	68.8.....	68.8.....	68.8.....					
7. 2021.....	13,697.....	12,328.....	1,370.....	39.8.....	39.8.....	39.8.....					
8. 2022.....	58,267.....	52,441.....	5,827.....	148.3.....	148.3.....	148.3.....				1.....	1.....
9. 2023.....	21,426.....	19,283.....	2,143.....	47.5.....	47.5.....	47.5.....				1.....	
10. 2024.....	47,616.....	42,855.....	4,762.....	94.1.....	94.1.....	94.1.....				2.....	4.....
11. 2025.....	22,365.....	20,128.....	2,236.....	41.4.....	41.4.....	41.4.....					54.....
12. Totals.....	XXX.....	XXX.....	XXX.....	XXX.....	XXX.....	XXX.....			XXX.....	212.....	59.....

ANNUAL STATEMENT FOR THE YEAR 2025 OF THE PROGRESSIVE SELECT INSURANCE COMPANY
SCHEDULE P - PART 1J - AUTO PHYSICAL DAMAGE
(\$000 OMITTED)

Years in Which Premiums Were Earned and Losses Were Incurred	Premiums Earned			Loss and Loss Expense Payments						10 Salvage and Subrogation Received	11 Total Net Paid Cols (4 - 5 + 6 - 7 + 8 - 9)	12 Number of Claims Reported Direct and Assumed
	1 Direct and Assumed	2 Ceded	3 Net (1 - 2)	Loss Payments		Defense and Cost Containment Payments		Adjusting and Other Payments				
				4 Direct and Assumed	5 Ceded	6 Direct and Assumed	7 Ceded	8 Direct and Assumed	9 Ceded			
1. Prior.....	XXX.....	XXX.....	XXX.....	(307).....	(276).....	(1).....	(1).....	3.....	3.....	32.....	(30).....	XXX.....
2. 2016.....	434,829.....	391,346.....	43,483.....	314,579.....	283,121.....	3,113.....	2,802.....	42,603.....	38,343.....	10,241.....	36,030.....	316,173.....
3. 2017.....	510,742.....	459,667.....	51,074.....	377,811.....	340,030.....	3,566.....	3,210.....	52,468.....	47,222.....	12,183.....	43,385.....	349,913.....
4. 2018.....	660,872.....	594,785.....	66,087.....	468,503.....	421,652.....	3,513.....	3,162.....	59,336.....	53,402.....	16,426.....	53,135.....	433,949.....
5. 2019.....	798,941.....	719,047.....	79,894.....	545,149.....	490,634.....	8,419.....	7,577.....	66,537.....	59,884.....	19,188.....	62,011.....	480,470.....
6. 2020.....	870,431.....	783,388.....	87,043.....	548,913.....	494,022.....	7,862.....	7,076.....	70,189.....	63,170.....	20,398.....	62,696.....	443,660.....
7. 2021.....	935,321.....	841,789.....	93,532.....	769,629.....	692,666.....	7,634.....	6,871.....	90,293.....	81,264.....	30,751.....	86,756.....	540,680.....
8. 2022.....	1,043,201.....	938,881.....	104,320.....	1,031,666.....	928,500.....	10,392.....	9,352.....	108,264.....	97,437.....	33,574.....	115,032.....	534,978.....
9. 2023.....	1,385,619.....	1,247,057.....	138,562.....	1,054,039.....	948,635.....	7,280.....	6,552.....	115,732.....	104,159.....	34,728.....	117,705.....	576,950.....
10. 2024.....	1,756,268.....	1,580,641.....	175,627.....	1,207,724.....	1,086,952.....	1,493.....	1,344.....	136,866.....	123,180.....	40,812.....	134,608.....	607,179.....
11. 2025.....	1,916,662.....	1,724,995.....	191,666.....	1,035,598.....	932,038.....	608.....	547.....	127,591.....	114,832.....	26,916.....	116,380.....	597,452.....
12. Totals.....	XXX.....	XXX.....	XXX.....	7,353,304.....	6,617,974.....	53,880.....	48,492.....	869,882.....	782,894.....	245,251.....	827,707.....	XXX.....

	Losses Unpaid				Defense and Cost Containment Unpaid				Adjusting and Other Unpaid		23 Salvage and Subrogation Anticipated	24 Total Net Losses and Expenses Unpaid	25 Number of Claims Outstanding Direct and Assumed
	Case Basis		Bulk + IBNR		Case Basis		Bulk + IBNR						
	13 Direct and Assumed	14 Ceded	15 Direct and Assumed	16 Ceded	17 Direct and Assumed	18 Ceded	19 Direct and Assumed	20 Ceded	21 Direct and Assumed	22 Ceded			
1. Prior.....	5.....	4.....			4.....	4.....						1.....	1.....
2. 2016.....													
3. 2017.....													
4. 2018.....													
5. 2019.....	12.....	11.....			10.....	9.....			1.....	1.....		2.....	2.....
6. 2020.....	46.....	41.....			75.....	67.....			7.....	6.....		13.....	16.....
7. 2021.....	221.....	199.....			220.....	198.....			19.....	17.....		46.....	44.....
8. 2022.....	287.....	258.....	(1,681).....	(1,513).....	297.....	267.....			27.....	24.....	623.....	(107).....	62.....
9. 2023.....	855.....	769.....	23,085.....	20,777.....	772.....	694.....			69.....	62.....	431.....	2,478.....	160.....
10. 2024.....	1,314.....	1,182.....	(6,904).....	(6,214).....	796.....	717.....	19.....	17.....	1,910.....	1,719.....	1,425.....	(287).....	245.....
11. 2025.....	88,643.....	79,779.....	(84,341).....	(75,907).....	2,816.....	2,534.....	2,040.....	1,836.....	18,618.....	16,757.....	13,686.....	2,778.....	22,246.....
12. Totals.....	91,382.....	82,243.....	(69,841).....	(62,857).....	4,990.....	4,491.....	2,059.....	1,853.....	20,651.....	18,586.....	16,164.....	4,924.....	22,776.....

	Total Losses and Loss Expenses Incurred			Loss and Loss Expense Percentage (Incurred / Premiums Earned)			Nontabular Discount		34 Inter-Company Pooling Participation Percentage	Net Balance Sheet Reserves After Discount	
	26 Direct and Assumed	27 Ceded	28 Net	29 Direct and Assumed	30 Ceded	31 Net	32 Loss	33 Loss Expense		35 Losses Unpaid	36 Loss Expenses Unpaid
1. Prior.....	XXX.....	XXX.....	XXX.....	XXX.....	XXX.....	XXX.....			XXX.....		
2. 2016.....	360,296.....	324,266.....	36,030.....	82.9.....	82.9.....	82.9.....					
3. 2017.....	433,846.....	390,461.....	43,385.....	84.9.....	84.9.....	84.9.....					
4. 2018.....	531,351.....	478,216.....	53,135.....	80.4.....	80.4.....	80.4.....					
5. 2019.....	620,128.....	558,115.....	62,013.....	77.6.....	77.6.....	77.6.....				1.....	1.....
6. 2020.....	627,091.....	564,382.....	62,709.....	72.0.....	72.0.....	72.0.....				5.....	8.....
7. 2021.....	868,016.....	781,214.....	86,802.....	92.8.....	92.8.....	92.8.....				22.....	24.....
8. 2022.....	1,149,251.....	1,034,326.....	114,925.....	110.2.....	110.2.....	110.2.....				(139).....	32.....
9. 2023.....	1,201,832.....	1,081,648.....	120,183.....	86.7.....	86.7.....	86.7.....				2,394.....	84.....
10. 2024.....	1,343,218.....	1,208,896.....	134,322.....	76.5.....	76.5.....	76.5.....				(559).....	272.....
11. 2025.....	1,191,573.....	1,072,416.....	119,157.....	62.2.....	62.2.....	62.2.....				430.....	2,347.....
12. Totals.....	XXX.....	XXX.....	XXX.....	XXX.....	XXX.....	XXX.....			XXX.....	2,154.....	2,770.....

Schedule P - Part 1K - Fidelity/Surety

N O N E

Schedule P - Part 1L - Other (Including Credit, Accident and Health)

N O N E

Schedule P - Part 1M - International

N O N E

Schedule P - Part 1N - Reinsurance - Nonproportional Assumed Property

N O N E

Schedule P - Part 1O - Reinsurance - Nonproportional Assumed Liability

N O N E

Schedule P - Part 1P - Reinsurance - Nonproportional Assumed Financial Lines

N O N E

Schedule P - Part 1R - Section 1 - Products Liability - Occurrence

N O N E

Schedule P - Part 1R - Section 2 - Products Liability - Claims-Made

N O N E

Schedule P - Part 1S - Financial Guaranty/Mortgage Guaranty

N O N E

ANNUAL STATEMENT FOR THE YEAR 2025 OF THE PROGRESSIVE SELECT INSURANCE COMPANY
SCHEDULE P - PART 1T - WARRANTY
(\$000 OMITTED)

Years in Which Premiums Were Earned and Losses Were Incurred	Premiums Earned			Loss and Loss Expense Payments						10 Salvage and Subrogation Received	11 Total Net Paid Cols (4 - 5 + 6 - 7 + 8 - 9)	12 Number of Claims Reported Direct and Assumed
	1 Direct and Assumed	2 Ceded	3 Net (1 - 2)	Loss Payments		Defense and Cost Containment Payments		Adjusting and Other Payments				
				4 Direct and Assumed	5 Ceded	6 Direct and Assumed	7 Ceded	8 Direct and Assumed	9 Ceded			
1. Prior.....	XXX	XXX	XXX									XXX
2. 2016.....												
3. 2017.....												
4. 2018.....												
5. 2019.....												
6. 2020.....												
7. 2021.....												
8. 2022.....												
9. 2023.....												
10. 2024.....	1	1										
11. 2025.....	488	439	49						12	11		1
12. Totals	XXX	XXX	XXX						12	11		1

	Losses Unpaid				Defense and Cost Containment Unpaid				Adjusting and Other Unpaid		23 Salvage and Subrogation Anticipated	24 Total Net Losses and Expenses Unpaid	25 Number of Claims Outstanding Direct and Assumed
	Case Basis		Bulk + IBNR		Case Basis		Bulk + IBNR		Adjusting and Other Unpaid				
	13 Direct and Assumed	14 Ceded	15 Direct and Assumed	16 Ceded	17 Direct and Assumed	18 Ceded	19 Direct and Assumed	20 Ceded	21 Direct and Assumed	22 Ceded			
1. Prior.....													
2. 2016.....													
3. 2017.....													
4. 2018.....													
5. 2019.....													
6. 2020.....													
7. 2021.....													
8. 2022.....													
9. 2023.....													
10. 2024.....													
11. 2025.....			68	61			1	1	3	3		7	
12. Totals			68	61			1	1	3	3		7	

	Total Losses and Loss Expenses Incurred			Loss and Loss Expense Percentage (Incurred / Premiums Earned)			Nontabular Discount		34 Inter-Company Pooling Participation Percentage	Net Balance Sheet Reserves After Discount	
	26 Direct and Assumed	27 Ceded	28 Net	29 Direct and Assumed	30 Ceded	31 Net	32 Loss	33 Loss Expense		35 Losses Unpaid	36 Loss Expenses Unpaid
	1. Prior.....	XXX	XXX	XXX	XXX	XXX	XXX				XXX
2. 2016.....											
3. 2017.....											
4. 2018.....											
5. 2019.....											
6. 2020.....											
7. 2021.....											
8. 2022.....											
9. 2023.....											
10. 2024.....				0.2	0.2	0.2					
11. 2025.....	84	76	8	17.3	17.3	17.3					7
12. Totals	XXX	XXX	XXX	XXX	XXX	XXX			XXX		7

ANNUAL STATEMENT FOR THE YEAR 2025 OF THE PROGRESSIVE SELECT INSURANCE COMPANY
SCHEDULE P - PART 1U - PET INSURANCE PLANS
(\$000 OMITTED)

Years in Which Premiums Were Earned and Losses Were Incurred	Premiums Earned			Loss and Loss Expense Payments						10 Salvage and Subrogation Received	11 Total Net Paid Cols (4 - 5 + 6 - 7 + 8 - 9)	12 Number of Claims Reported Direct and Assumed
	1 Direct and Assumed	2 Ceded	3 Net (1 - 2)	Loss Payments		Defense and Cost Containment Payments		Adjusting and Other Payments				
				4 Direct and Assumed	5 Ceded	6 Direct and Assumed	7 Ceded	8 Direct and Assumed	9 Ceded			
1. Prior.....	XXX	XXX	XXX									XXX
2. 2016.....												XXX
3. 2017.....												XXX
4. 2018.....												XXX
5. 2019.....												XXX
6. 2020.....												XXX
7. 2021.....												XXX
8. 2022.....												XXX
9. 2023.....												XXX
10. 2024.....												XXX
11. 2025.....	4	4										XXX
12. Totals	XXX	XXX	XXX									XXX

	Losses Unpaid				Defense and Cost Containment Unpaid				Adjusting and Other Unpaid		23 Salvage and Subrogation Anticipated	24 Total Net Losses and Expenses Unpaid	25 Number of Claims Outstanding Direct and Assumed
	Case Basis		Bulk + IBNR		Case Basis		Bulk + IBNR		Adjusting and Other Unpaid				
	13 Direct and Assumed	14 Ceded	15 Direct and Assumed	16 Ceded	17 Direct and Assumed	18 Ceded	19 Direct and Assumed	20 Ceded	21 Direct and Assumed	22 Ceded			
1. Prior.....													
2. 2016.....													
3. 2017.....													
4. 2018.....													
5. 2019.....													
6. 2020.....													
7. 2021.....													
8. 2022.....													
9. 2023.....													
10. 2024.....													
11. 2025.....													
12. Totals													

	Total Losses and Loss Expenses Incurred			Loss and Loss Expense Percentage (Incurred / Premiums Earned)			Nontabular Discount		34 Inter-Company Pooling Participation Percentage	Net Balance Sheet Reserves After Discount	
	26 Direct and Assumed	27 Ceded	28 Net	29 Direct and Assumed	30 Ceded	31 Net	32 Loss	33 Loss Expense		35 Losses Unpaid	36 Loss Expenses Unpaid
	1. Prior.....	XXX	XXX	XXX	XXX	XXX	XXX				XXX
2. 2016.....											
3. 2017.....											
4. 2018.....											
5. 2019.....											
6. 2020.....											
7. 2021.....											
8. 2022.....											
9. 2023.....											
10. 2024.....											
11. 2025.....	1	1		17.0	17.0	17.0					
12. Totals	XXX	XXX	XXX	XXX	XXX	XXX			XXX		

ANNUAL STATEMENT FOR THE YEAR 2025 OF THE PROGRESSIVE SELECT INSURANCE COMPANY

SCHEDULE P - PART 2A - HOMEOWNERS/FAROWNERS

Years in Which Losses Were Incurred	INCURRED NET LOSSES AND DEFENSE AND COST CONTAINMENT EXPENSES REPORTED AT YEAR END (\$000 OMITTED)										DEVELOPMENT	
	1 2016	2 2017	3 2018	4 2019	5 2020	6 2021	7 2022	8 2023	9 2024	10 2025	11 One Year	12 Two Year
1. Prior.....												
2. 2016.....												
3. 2017.....	XXX											
4. 2018.....	XXX	XXX										
5. 2019.....	XXX	XXX	XXX									
6. 2020.....	XXX	XXX	XXX									
7. 2021.....	XXX	XXX	XXX									
8. 2022.....	XXX	XXX	XXX									
9. 2023.....	XXX	XXX	XXX									
10. 2024.....	XXX	XXX	XXX									XXX
11. 2025.....	XXX	XXX	XXX									XXX
12. Totals												

SCHEDULE P - PART 2B - PRIVATE PASSENGER AUTO LIABILITY/MEDICAL

1. Prior.....	18,252	19,861	23,848	23,825	25,126	25,557	25,752	26,024	26,155	26,377	221	352
2. 2016.....	70,627	71,197	72,114	74,374	73,310	75,146	75,355	75,476	75,512	75,775	262	299
3. 2017.....	XXX	77,008	78,490	80,174	82,541	81,487	82,529	83,291	83,592	83,810	218	520
4. 2018.....	XXX	XXX	96,325	99,656	101,352	104,507	102,329	103,514	104,158	104,379	221	865
5. 2019.....	XXX	XXX	XXX	113,161	117,261	119,834	124,220	120,169	120,802	121,208	406	1,039
6. 2020.....	XXX	XXX	XXX	XXX	107,183	108,424	110,662	115,437	108,638	109,105	468	(6,331)
7. 2021.....	XXX	XXX	XXX	XXX	XXX	139,619	145,810	150,960	152,283	145,531	(6,752)	(5,429)
8. 2022.....	XXX	XXX	XXX	XXX	XXX	XXX	151,721	162,360	157,110	158,618	1,508	(3,742)
9. 2023.....	XXX	XXX	XXX	XXX	XXX	XXX	XXX	196,764	182,980	176,746	(6,234)	(20,018)
10. 2024.....	XXX	XXX	XXX	XXX	XXX	XXX	XXX	XXX	212,167	197,144	(15,023)	XXX
11. 2025.....	XXX	XXX	XXX	XXX	XXX	XXX	XXX	XXX	XXX	229,348	XXX	XXX
12. Totals											(24,705)	(32,445)

SCHEDULE P - PART 2C - COMMERCIAL AUTO/TRUCK LIABILITY/MEDICAL

1. Prior.....												
2. 2016.....												
3. 2017.....	XXX											
4. 2018.....	XXX	XXX										
5. 2019.....	XXX	XXX	XXX									
6. 2020.....	XXX	XXX	XXX									
7. 2021.....	XXX	XXX	XXX									
8. 2022.....	XXX	XXX	XXX									
9. 2023.....	XXX	XXX	XXX									
10. 2024.....	XXX	XXX	XXX									XXX
11. 2025.....	XXX	XXX	XXX									XXX
12. Totals												

**SCHEDULE P - PART 2D - WORKERS' COMPENSATION
(EXCLUDING EXCESS WORKERS' COMPENSATION)**

1. Prior.....												
2. 2016.....												
3. 2017.....	XXX											
4. 2018.....	XXX	XXX										
5. 2019.....	XXX	XXX	XXX									
6. 2020.....	XXX	XXX	XXX									
7. 2021.....	XXX	XXX	XXX									
8. 2022.....	XXX	XXX	XXX									
9. 2023.....	XXX	XXX	XXX									
10. 2024.....	XXX	XXX	XXX									XXX
11. 2025.....	XXX	XXX	XXX									XXX
12. Totals												

SCHEDULE P - PART 2E - COMMERCIAL MULTIPLE PERIL

1. Prior.....												
2. 2016.....												
3. 2017.....	XXX											
4. 2018.....	XXX	XXX										
5. 2019.....	XXX	XXX	XXX									
6. 2020.....	XXX	XXX	XXX									
7. 2021.....	XXX	XXX	XXX									
8. 2022.....	XXX	XXX	XXX									
9. 2023.....	XXX	XXX	XXX									
10. 2024.....	XXX	XXX	XXX									XXX
11. 2025.....	XXX	XXX	XXX									XXX
12. Totals												

ANNUAL STATEMENT FOR THE YEAR 2025 OF THE PROGRESSIVE SELECT INSURANCE COMPANY

SCHEDULE P - PART 2F - SECTION 1 - MEDICAL PROFESSIONAL LIABILITY - OCCURRENCE

Years in Which Losses Were Incurred	INCURRED NET LOSSES AND DEFENSE AND COST CONTAINMENT EXPENSES REPORTED AT YEAR END (\$000 OMITTED)										DEVELOPMENT	
	1 2016	2 2017	3 2018	4 2019	5 2020	6 2021	7 2022	8 2023	9 2024	10 2025	11 One Year	12 Two Year
1. Prior.....												
2. 2016.....												
3. 2017.....	XXX											
4. 2018.....	XXX	XXX										
5. 2019.....	XXX	XXX	XXX									
6. 2020.....	XXX	XXX	XXX	XXX								
7. 2021.....	XXX	XXX	XXX	XXX	XXX							
8. 2022.....	XXX	XXX	XXX	XXX	XXX	XXX						
9. 2023.....	XXX	XXX	XXX	XXX	XXX	XXX	XXX					
10. 2024.....	XXX	XXX	XXX	XXX	XXX	XXX	XXX	XXX				XXX
11. 2025.....	XXX	XXX	XXX	XXX	XXX	XXX	XXX	XXX	XXX		XXX	XXX
12. Totals												

NONE

SCHEDULE P - PART 2F - SECTION 2 - MEDICAL PROFESSIONAL LIABILITY - CLAIMS-MADE

1. Prior.....												
2. 2016.....												
3. 2017.....	XXX											
4. 2018.....	XXX	XXX										
5. 2019.....	XXX	XXX	XXX									
6. 2020.....	XXX	XXX	XXX	XXX								
7. 2021.....	XXX	XXX	XXX	XXX	XXX							
8. 2022.....	XXX	XXX	XXX	XXX	XXX	XXX						
9. 2023.....	XXX	XXX	XXX	XXX	XXX	XXX	XXX					
10. 2024.....	XXX	XXX	XXX	XXX	XXX	XXX	XXX	XXX				XXX
11. 2025.....	XXX	XXX	XXX	XXX	XXX	XXX	XXX	XXX	XXX		XXX	XXX
12. Totals												

NONE

SCHEDULE P - PART 2G - SPECIAL LIABILITY (OCEAN MARINE, AIRCRAFT (ALL PERILS), BOILER AND MACHINERY)

1. Prior.....												
2. 2016.....												
3. 2017.....	XXX											
4. 2018.....	XXX	XXX										
5. 2019.....	XXX	XXX	XXX									
6. 2020.....	XXX	XXX	XXX	XXX								
7. 2021.....	XXX	XXX	XXX	XXX	XXX							
8. 2022.....	XXX	XXX	XXX	XXX	XXX	XXX						
9. 2023.....	XXX	XXX	XXX	XXX	XXX	XXX	XXX					
10. 2024.....	XXX	XXX	XXX	XXX	XXX	XXX	XXX	XXX				XXX
11. 2025.....	XXX	XXX	XXX	XXX	XXX	XXX	XXX	XXX	XXX		XXX	XXX
12. Totals												

NONE

SCHEDULE P - PART 2H - SECTION 1 - OTHER LIABILITY - OCCURRENCE

1. Prior.....	103	100	97	90	88	88	88	88	88	88		
2. 2016.....	281	275	276	240	246	247	247	247	247	247		
3. 2017.....	XXX	266	318	302	287	287	287	287	287	287		
4. 2018.....	XXX	XXX	229	215	217	213	213	212	212	212		
5. 2019.....	XXX	XXX	XXX	325	292	302	303	301	301	301		
6. 2020.....	XXX	XXX	XXX	XXX	441	471	462	464	508	510	2	46
7. 2021.....	XXX	XXX	XXX	XXX	XXX	477	499	503	494	492	(2)	(11)
8. 2022.....	XXX	XXX	XXX	XXX	XXX	XXX	963	1,142	1,163	1,190	27	47
9. 2023.....	XXX	XXX	XXX	XXX	XXX	XXX	XXX	371	329	324	(5)	(48)
10. 2024.....	XXX	XXX	XXX	XXX	XXX	XXX	XXX	XXX	946	979	33	XXX
11. 2025.....	XXX	XXX	XXX	XXX	XXX	XXX	XXX	XXX	XXX	541	XXX	XXX
12. Totals											55	35

SCHEDULE P - PART 2H - SECTION 2 - OTHER LIABILITY - CLAIMS-MADE

1. Prior.....												
2. 2016.....												
3. 2017.....	XXX											
4. 2018.....	XXX	XXX										
5. 2019.....	XXX	XXX	XXX									
6. 2020.....	XXX	XXX	XXX	XXX								
7. 2021.....	XXX	XXX	XXX	XXX	XXX							
8. 2022.....	XXX	XXX	XXX	XXX	XXX	XXX						
9. 2023.....	XXX	XXX	XXX	XXX	XXX	XXX	XXX					
10. 2024.....	XXX	XXX	XXX	XXX	XXX	XXX	XXX	XXX				XXX
11. 2025.....	XXX	XXX	XXX	XXX	XXX	XXX	XXX	XXX	XXX		XXX	XXX
12. Totals												

NONE

**ANNUAL STATEMENT FOR THE YEAR 2025 OF THE PROGRESSIVE SELECT INSURANCE COMPANY
SCHEDULE P - PART 2I - SPECIAL PROPERTY (FIRE, ALLIED LINES, INLAND MARINE,
EARTHQUAKE, BURGLARY, AND THEFT)**

Years in Which Losses Were Incurred	INCURRED NET LOSSES AND DEFENSE AND COST CONTAINMENT EXPENSES REPORTED AT YEAR END (\$000 OMITTED)										DEVELOPMENT	
	1 2016	2 2017	3 2018	4 2019	5 2020	6 2021	7 2022	8 2023	9 2024	10 2025	11 One Year	12 Two Year
1. Prior.....	5	6	3	2	(3)	(3)	(3)	(3)	(3)	(3)		
2. 2016.....	945	931	929	929	928	928	928	928	927	927		(1)
3. 2017.....	XXX	1,595	1,674	1,683	1,690	1,693	1,683	1,679	1,679	1,679		
4. 2018.....	XXX	XXX	1,372	1,372	1,363	1,367	1,367	1,367	1,367	1,367		
5. 2019.....	XXX	XXX	XXX	978	914	918	922	922	922	922		
6. 2020.....	XXX	XXX	XXX	XXX	1,784	1,710	1,687	1,687	1,688	1,687		
7. 2021.....	XXX	XXX	XXX	XXX	XXX	1,118	1,087	1,116	1,129	1,129	1	14
8. 2022.....	XXX	XXX	XXX	XXX	XXX	XXX	5,478	5,217	5,289	5,291	1	73
9. 2023.....	XXX	XXX	XXX	XXX	XXX	XXX	XXX	1,799	1,801	1,785	(16)	(14)
10. 2024.....	XXX	XXX	XXX	XXX	XXX	XXX	XXX	XXX	4,147	4,139	(8)	XXX
11. 2025.....	XXX	XXX	XXX	XXX	XXX	XXX	XXX	XXX	XXX	1,845	XXX	XXX
12. Totals											(22)	71

SCHEDULE P - PART 2J - AUTO PHYSICAL DAMAGE

1. Prior.....	122	97	50	64	29	(64)	(96)	(118)	(148)	(178)	(30)	(60)
2. 2016.....	32,302	31,617	31,770	31,754	31,801	31,798	31,817	31,797	31,783	31,769	(13)	(27)
3. 2017.....	XXX	38,020	37,870	38,116	38,036	38,139	38,172	38,144	38,147	38,138	(9)	(6)
4. 2018.....	XXX	XXX	46,718	46,873	46,993	47,004	47,213	47,220	47,192	47,202	9	(19)
5. 2019.....	XXX	XXX	XXX	54,053	54,089	54,668	55,117	55,279	55,423	55,359	(64)	80
6. 2020.....	XXX	XXX	XXX	XXX	53,187	54,349	55,341	55,392	55,694	55,690	(5)	297
7. 2021.....	XXX	XXX	XXX	XXX	XXX	78,700	77,201	78,623	77,889	77,770	(119)	(852)
8. 2022.....	XXX	XXX	XXX	XXX	XXX	XXX	101,798	103,226	107,163	104,096	(3,067)	870
9. 2023.....	XXX	XXX	XXX	XXX	XXX	XXX	XXX	102,823	105,675	108,603	2,928	5,780
10. 2024.....	XXX	XXX	XXX	XXX	XXX	XXX	XXX	XXX	120,135	120,444	309	XXX
11. 2025.....	XXX	XXX	XXX	XXX	XXX	XXX	XXX	XXX	XXX	104,536	XXX	XXX
12. Totals											(60)	6,063

SCHEDULE P - PART 2K - FIDELITY/SURETY

1. Prior.....												
2. 2016.....												
3. 2017.....	XXX											
4. 2018.....	XXX	XXX										
5. 2019.....	XXX	XXX	XXX									
6. 2020.....	XXX	XXX	XXX	XXX	XXX	XXX	XXX	XXX	XXX	XXX		
7. 2021.....	XXX	XXX	XXX	XXX	XXX	XXX	XXX	XXX	XXX	XXX		
8. 2022.....	XXX	XXX	XXX	XXX	XXX	XXX	XXX	XXX	XXX	XXX		
9. 2023.....	XXX	XXX	XXX	XXX	XXX	XXX	XXX	XXX	XXX	XXX		
10. 2024.....	XXX	XXX	XXX	XXX	XXX	XXX	XXX	XXX	XXX	XXX		XXX
11. 2025.....	XXX	XXX	XXX	XXX	XXX	XXX	XXX	XXX	XXX	XXX	XXX	XXX
12. Totals												

SCHEDULE P - PART 2L - OTHER (INCLUDING CREDIT, ACCIDENT AND HEALTH)

1. Prior.....												
2. 2016.....												
3. 2017.....	XXX											
4. 2018.....	XXX	XXX										
5. 2019.....	XXX	XXX	XXX									
6. 2020.....	XXX	XXX	XXX	XXX	XXX	XXX	XXX	XXX	XXX	XXX		
7. 2021.....	XXX	XXX	XXX	XXX	XXX	XXX	XXX	XXX	XXX	XXX		
8. 2022.....	XXX	XXX	XXX	XXX	XXX	XXX	XXX	XXX	XXX	XXX		
9. 2023.....	XXX	XXX	XXX	XXX	XXX	XXX	XXX	XXX	XXX	XXX		
10. 2024.....	XXX	XXX	XXX	XXX	XXX	XXX	XXX	XXX	XXX	XXX		XXX
11. 2025.....	XXX	XXX	XXX	XXX	XXX	XXX	XXX	XXX	XXX	XXX	XXX	XXX
12. Totals												

SCHEDULE P - PART 2M - INTERNATIONAL

1. Prior.....												
2. 2016.....												
3. 2017.....	XXX											
4. 2018.....	XXX	XXX										
5. 2019.....	XXX	XXX	XXX									
6. 2020.....	XXX	XXX	XXX	XXX	XXX	XXX	XXX	XXX	XXX	XXX		
7. 2021.....	XXX	XXX	XXX	XXX	XXX	XXX	XXX	XXX	XXX	XXX		
8. 2022.....	XXX	XXX	XXX	XXX	XXX	XXX	XXX	XXX	XXX	XXX		
9. 2023.....	XXX	XXX	XXX	XXX	XXX	XXX	XXX	XXX	XXX	XXX		
10. 2024.....	XXX	XXX	XXX	XXX	XXX	XXX	XXX	XXX	XXX	XXX		XXX
11. 2025.....	XXX	XXX	XXX	XXX	XXX	XXX	XXX	XXX	XXX	XXX	XXX	XXX
12. Totals												

ANNUAL STATEMENT FOR THE YEAR 2025 OF THE PROGRESSIVE SELECT INSURANCE COMPANY

**SCHEDULE P - PART 2N - REINSURANCE
NONPROPORTIONAL ASSUMED PROPERTY**

Years in Which Losses Were Incurred	INCURRED NET LOSSES AND DEFENSE AND COST CONTAINMENT EXPENSES REPORTED AT YEAR END (\$000 OMITTED)										DEVELOPMENT	
	1 2016	2 2017	3 2018	4 2019	5 2020	6 2021	7 2022	8 2023	9 2024	10 2025	11 One Year	12 Two Year
1. Prior.....												
2. 2016.....												
3. 2017.....	XXX											
4. 2018.....	XXX	XXX										
5. 2019.....	XXX	XXX	XXX									
6. 2020.....	XXX	XXX	XXX									
7. 2021.....	XXX	XXX	XXX	XXX								
8. 2022.....	XXX	XXX	XXX	XXX	XXX	XXX						
9. 2023.....	XXX	XXX	XXX	XXX	XXX	XXX	XXX					
10. 2024.....	XXX	XXX	XXX	XXX	XXX	XXX	XXX	XXX				XXX
11. 2025.....	XXX	XXX	XXX	XXX	XXX	XXX	XXX	XXX	XXX		XXX	XXX
12. Totals												

**SCHEDULE P - PART 2O - REINSURANCE
NONPROPORTIONAL ASSUMED LIABILITY**

1. Prior.....												
2. 2016.....												
3. 2017.....	XXX											
4. 2018.....	XXX	XXX										
5. 2019.....	XXX	XXX	XXX									
6. 2020.....	XXX	XXX	XXX	XXX								
7. 2021.....	XXX	XXX	XXX	XXX	XXX							
8. 2022.....	XXX	XXX	XXX	XXX	XXX	XXX						
9. 2023.....	XXX	XXX	XXX	XXX	XXX	XXX	XXX					
10. 2024.....	XXX	XXX	XXX	XXX	XXX	XXX	XXX	XXX				XXX
11. 2025.....	XXX	XXX	XXX	XXX	XXX	XXX	XXX	XXX	XXX		XXX	XXX
12. Totals												

**SCHEDULE P - PART 2P - REINSURANCE
NONPROPORTIONAL ASSUMED FINANCIAL LINES**

1. Prior.....												
2. 2016.....												
3. 2017.....	XXX											
4. 2018.....	XXX	XXX										
5. 2019.....	XXX	XXX	XXX									
6. 2020.....	XXX	XXX	XXX	XXX								
7. 2021.....	XXX	XXX	XXX	XXX	XXX							
8. 2022.....	XXX	XXX	XXX	XXX	XXX	XXX						
9. 2023.....	XXX	XXX	XXX	XXX	XXX	XXX	XXX					
10. 2024.....	XXX	XXX	XXX	XXX	XXX	XXX	XXX	XXX				XXX
11. 2025.....	XXX	XXX	XXX	XXX	XXX	XXX	XXX	XXX	XXX		XXX	XXX
12. Totals												

ANNUAL STATEMENT FOR THE YEAR 2025 OF THE PROGRESSIVE SELECT INSURANCE COMPANY

SCHEDULE P - PART 2R - SECTION 1 - PRODUCTS LIABILITY - OCCURRENCE

Years in Which Losses Were Incurred	INCURRED NET LOSSES AND DEFENSE AND COST CONTAINMENT EXPENSES REPORTED AT YEAR END (\$000 OMITTED)										DEVELOPMENT	
	1 2016	2 2017	3 2018	4 2019	5 2020	6 2021	7 2022	8 2023	9 2024	10 2025	11 One Year	12 Two Year
1. Prior.....												
2. 2016.....												
3. 2017.....	XXX											
4. 2018.....	XXX	XXX										
5. 2019.....	XXX	XXX	XXX									
6. 2020.....	XXX	XXX	XXX	XXX								
7. 2021.....	XXX	XXX	XXX	XXX	XXX							
8. 2022.....	XXX	XXX	XXX	XXX	XXX	XXX						
9. 2023.....	XXX	XXX	XXX	XXX	XXX	XXX	XXX					
10. 2024.....	XXX	XXX	XXX	XXX	XXX	XXX	XXX	XXX				XXX
11. 2025.....	XXX	XXX	XXX	XXX	XXX	XXX	XXX	XXX	XXX			XXX
12. Totals												

SCHEDULE P - PART 2R - SECTION 2 - PRODUCTS LIABILITY - CLAIMS-MADE

1. Prior.....												
2. 2016.....												
3. 2017.....	XXX											
4. 2018.....	XXX	XXX										
5. 2019.....	XXX	XXX	XXX									
6. 2020.....	XXX	XXX	XXX	XXX								
7. 2021.....	XXX	XXX	XXX	XXX	XXX							
8. 2022.....	XXX	XXX	XXX	XXX	XXX	XXX						
9. 2023.....	XXX	XXX	XXX	XXX	XXX	XXX	XXX					
10. 2024.....	XXX	XXX	XXX	XXX	XXX	XXX	XXX	XXX				XXX
11. 2025.....	XXX	XXX	XXX	XXX	XXX	XXX	XXX	XXX	XXX			XXX
12. Totals												

SCHEDULE P - PART 2S - FINANCIAL GUARANTY/MORTGAGE GUARANTY

1. Prior.....												
2. 2016.....												
3. 2017.....	XXX											
4. 2018.....	XXX	XXX										
5. 2019.....	XXX	XXX	XXX									
6. 2020.....	XXX	XXX	XXX	XXX								
7. 2021.....	XXX	XXX	XXX	XXX	XXX							
8. 2022.....	XXX	XXX	XXX	XXX	XXX	XXX						
9. 2023.....	XXX	XXX	XXX	XXX	XXX	XXX	XXX					
10. 2024.....	XXX	XXX	XXX	XXX	XXX	XXX	XXX	XXX				XXX
11. 2025.....	XXX	XXX	XXX	XXX	XXX	XXX	XXX	XXX	XXX			XXX
12. Totals												

SCHEDULE P - PART 2T - WARRANTY

1. Prior.....												
2. 2016.....												
3. 2017.....	XXX											
4. 2018.....	XXX	XXX										
5. 2019.....	XXX	XXX	XXX									
6. 2020.....	XXX	XXX	XXX	XXX								
7. 2021.....	XXX	XXX	XXX	XXX	XXX							
8. 2022.....	XXX	XXX	XXX	XXX	XXX	XXX						
9. 2023.....	XXX	XXX	XXX	XXX	XXX	XXX	XXX					
10. 2024.....	XXX	XXX	XXX	XXX	XXX	XXX	XXX	XXX				XXX
11. 2025.....	XXX	XXX	XXX	XXX	XXX	XXX	XXX	XXX	XXX	7		XXX
12. Totals												

SCHEDULE P - PART 2U - PET INSURANCE PLANS

1. Prior.....												
2. 2016.....												
3. 2017.....	XXX											
4. 2018.....	XXX	XXX										
5. 2019.....	XXX	XXX	XXX									
6. 2020.....	XXX	XXX	XXX	XXX								
7. 2021.....	XXX	XXX	XXX	XXX	XXX							
8. 2022.....	XXX	XXX	XXX	XXX	XXX	XXX						
9. 2023.....	XXX	XXX	XXX	XXX	XXX	XXX	XXX					
10. 2024.....	XXX	XXX	XXX	XXX	XXX	XXX	XXX	XXX				XXX
11. 2025.....	XXX	XXX	XXX	XXX	XXX	XXX	XXX	XXX	XXX			XXX
12. Totals												

ANNUAL STATEMENT FOR THE YEAR 2025 OF THE PROGRESSIVE SELECT INSURANCE COMPANY

SCHEDULE P - PART 3A - HOMEOWNERS/FAROWNERS

Years in Which Losses Were Incurred	CUMULATIVE PAID NET LOSSES AND DEFENSE AND COST CONTAINMENT EXPENSES REPORTED AT YEAR END (\$000 OMITTED)										11 Number of Claims Closed With Loss Payment	12 Number of Claims Closed Without Loss Payment	
	1	2	3	4	5	6	7	8	9	10			
	2016	2017	2018	2019	2020	2021	2022	2023	2024	2025			
1. Prior.....	000.....												
2. 2016.....													
3. 2017.....	XXX.....												
4. 2018.....	XXX.....	XXX.....											
5. 2019.....	XXX.....	XXX.....	XXX.....										
6. 2020.....	XXX.....	XXX.....	XXX.....	XXX.....									
7. 2021.....	XXX.....	XXX.....	XXX.....	XXX.....	XXX.....								
8. 2022.....	XXX.....	XXX.....	XXX.....	XXX.....	XXX.....	XXX.....							
9. 2023.....	XXX.....	XXX.....	XXX.....	XXX.....	XXX.....	XXX.....	XXX.....						
10. 2024.....	XXX.....	XXX.....	XXX.....	XXX.....	XXX.....	XXX.....	XXX.....	XXX.....					
11. 2025.....	XXX.....	XXX.....	XXX.....	XXX.....	XXX.....	XXX.....	XXX.....	XXX.....	XXX.....				

NONE

SCHEDULE P - PART 3B - PRIVATE PASSENGER AUTO LIABILITY/MEDICAL

1. Prior.....	000.....	9,836.....	17,680.....	21,428.....	23,487.....	25,103.....	25,547.....	25,911.....	26,072.....	26,119.....	10,975.....	246.....
2. 2016.....	36,577.....	58,377.....	65,638.....	69,404.....	71,787.....	74,500.....	75,118.....	75,401.....	75,462.....	75,751.....	129,241.....	80,760.....
3. 2017.....	XXX.....	37,146.....	63,303.....	72,525.....	76,508.....	80,090.....	81,748.....	83,078.....	83,486.....	83,774.....	136,922.....	84,606.....
4. 2018.....	XXX.....	XXX.....	47,368.....	80,728.....	90,846.....	97,543.....	100,959.....	103,032.....	103,978.....	104,273.....	167,297.....	104,433.....
5. 2019.....	XXX.....	XXX.....	XXX.....	55,529.....	93,401.....	107,782.....	115,332.....	119,026.....	120,288.....	121,095.....	185,374.....	121,786.....
6. 2020.....	XXX.....	XXX.....	XXX.....	XXX.....	49,214.....	84,719.....	98,762.....	105,034.....	107,695.....	108,887.....	153,562.....	109,928.....
7. 2021.....	XXX.....	XXX.....	XXX.....	XXX.....	XXX.....	63,666.....	115,122.....	134,753.....	141,475.....	144,594.....	189,956.....	140,163.....
8. 2022.....	XXX.....	XXX.....	XXX.....	XXX.....	XXX.....	XXX.....	66,089.....	124,988.....	141,424.....	148,265.....	182,662.....	120,526.....
9. 2023.....	XXX.....	XXX.....	XXX.....	XXX.....	XXX.....	XXX.....	XXX.....	82,117.....	138,406.....	160,685.....	202,729.....	141,268.....
10. 2024.....	XXX.....	XXX.....	XXX.....	XXX.....	XXX.....	XXX.....	XXX.....	XXX.....	83,872.....	151,922.....	211,153.....	164,712.....
11. 2025.....	XXX.....	XXX.....	XXX.....	XXX.....	XXX.....	XXX.....	XXX.....	XXX.....	XXX.....	103,555.....	169,554.....	156,439.....

SCHEDULE P - PART 3C - COMMERCIAL AUTO/TRUCK LIABILITY/MEDICAL

1. Prior.....	000.....											
2. 2016.....												
3. 2017.....	XXX.....											
4. 2018.....	XXX.....	XXX.....										
5. 2019.....	XXX.....	XXX.....	XXX.....									
6. 2020.....	XXX.....	XXX.....	XXX.....	XXX.....								
7. 2021.....	XXX.....	XXX.....	XXX.....	XXX.....	XXX.....							
8. 2022.....	XXX.....	XXX.....	XXX.....	XXX.....	XXX.....	XXX.....						
9. 2023.....	XXX.....	XXX.....	XXX.....	XXX.....	XXX.....	XXX.....	XXX.....					
10. 2024.....	XXX.....	XXX.....	XXX.....	XXX.....	XXX.....	XXX.....	XXX.....	XXX.....				
11. 2025.....	XXX.....	XXX.....	XXX.....	XXX.....	XXX.....	XXX.....	XXX.....	XXX.....	XXX.....			

NONE

SCHEDULE P - PART 3D - WORKERS' COMPENSATION (EXCLUDING EXCESS WORKERS' COMPENSATION)

1. Prior.....	000.....											
2. 2016.....												
3. 2017.....	XXX.....											
4. 2018.....	XXX.....	XXX.....										
5. 2019.....	XXX.....	XXX.....	XXX.....									
6. 2020.....	XXX.....	XXX.....	XXX.....	XXX.....								
7. 2021.....	XXX.....	XXX.....	XXX.....	XXX.....	XXX.....							
8. 2022.....	XXX.....	XXX.....	XXX.....	XXX.....	XXX.....	XXX.....						
9. 2023.....	XXX.....	XXX.....	XXX.....	XXX.....	XXX.....	XXX.....	XXX.....					
10. 2024.....	XXX.....	XXX.....	XXX.....	XXX.....	XXX.....	XXX.....	XXX.....	XXX.....				
11. 2025.....	XXX.....	XXX.....	XXX.....	XXX.....	XXX.....	XXX.....	XXX.....	XXX.....	XXX.....			

NONE

SCHEDULE P - PART 3E - COMMERCIAL MULTIPLE PERIL

1. Prior.....	000.....											
2. 2016.....												
3. 2017.....	XXX.....											
4. 2018.....	XXX.....	XXX.....										
5. 2019.....	XXX.....	XXX.....	XXX.....									
6. 2020.....	XXX.....	XXX.....	XXX.....	XXX.....								
7. 2021.....	XXX.....	XXX.....	XXX.....	XXX.....	XXX.....							
8. 2022.....	XXX.....	XXX.....	XXX.....	XXX.....	XXX.....	XXX.....						
9. 2023.....	XXX.....	XXX.....	XXX.....	XXX.....	XXX.....	XXX.....	XXX.....					
10. 2024.....	XXX.....	XXX.....	XXX.....	XXX.....	XXX.....	XXX.....	XXX.....	XXX.....				
11. 2025.....	XXX.....	XXX.....	XXX.....	XXX.....	XXX.....	XXX.....	XXX.....	XXX.....	XXX.....			

NONE

ANNUAL STATEMENT FOR THE YEAR 2025 OF THE PROGRESSIVE SELECT INSURANCE COMPANY

SCHEDULE P - PART 3F - SECTION 1 - MEDICAL PROFESSIONAL LIABILITY - OCCURRENCE

Years in Which Losses Were Incurred	CUMULATIVE PAID NET LOSSES AND DEFENSE AND COST CONTAINMENT EXPENSES REPORTED AT YEAR END (\$000 OMITTED)										11 Number of Claims Closed With Loss Payment	12 Number of Claims Closed Without Loss Payment	
	1	2	3	4	5	6	7	8	9	10			
	2016	2017	2018	2019	2020	2021	2022	2023	2024	2025			
1. Prior.....	000												
2. 2016.....													
3. 2017.....	XXX												
4. 2018.....	XXX	XXX											
5. 2019.....	XXX	XXX	XXX										
6. 2020.....	XXX	XXX	XXX	XXX									
7. 2021.....	XXX	XXX	XXX	XXX	XXX								
8. 2022.....	XXX	XXX	XXX	XXX	XXX	XXX							
9. 2023.....	XXX	XXX	XXX	XXX	XXX	XXX	XXX						
10. 2024.....	XXX	XXX	XXX	XXX	XXX	XXX	XXX	XXX					
11. 2025.....	XXX	XXX	XXX	XXX	XXX	XXX	XXX	XXX	XXX	XXX			

NONE

SCHEDULE P - PART 3F - SECTION 2 - MEDICAL PROFESSIONAL LIABILITY - CLAIMS-MADE

1. Prior.....	000												
2. 2016.....													
3. 2017.....	XXX												
4. 2018.....	XXX	XXX											
5. 2019.....	XXX	XXX	XXX										
6. 2020.....	XXX	XXX	XXX	XXX									
7. 2021.....	XXX	XXX	XXX	XXX	XXX								
8. 2022.....	XXX	XXX	XXX	XXX	XXX	XXX							
9. 2023.....	XXX	XXX	XXX	XXX	XXX	XXX	XXX						
10. 2024.....	XXX	XXX	XXX	XXX	XXX	XXX	XXX	XXX					
11. 2025.....	XXX	XXX	XXX	XXX	XXX	XXX	XXX	XXX	XXX	XXX			

NONE

SCHEDULE P - PART 3G - SPECIAL LIABILITY (OCEAN MARINE, AIRCRAFT (ALL PERILS), BOILER AND MACHINERY)

1. Prior.....	000											XXX	XXX
2. 2016.....												XXX	XXX
3. 2017.....	XXX											XXX	XXX
4. 2018.....	XXX	XXX										XXX	XXX
5. 2019.....	XXX	XXX	XXX									XXX	XXX
6. 2020.....	XXX	XXX	XXX	XXX								XXX	XXX
7. 2021.....	XXX	XXX	XXX	XXX	XXX							XXX	XXX
8. 2022.....	XXX	XXX	XXX	XXX	XXX	XXX						XXX	XXX
9. 2023.....	XXX	XXX	XXX	XXX	XXX	XXX	XXX					XXX	XXX
10. 2024.....	XXX	XXX	XXX	XXX	XXX	XXX	XXX	XXX				XXX	XXX
11. 2025.....	XXX	XXX	XXX	XXX	XXX	XXX	XXX	XXX	XXX	XXX		XXX	XXX

NONE

SCHEDULE P - PART 3H - SECTION 1 - OTHER LIABILITY - OCCURRENCE

1. Prior.....	000	75	86	88	88	88	88	88	88	88	88	15	2
2. 2016.....	140	203	209	233	246	247	247	247	247	247	247	259	173
3. 2017.....	XXX	141	184	286	286	286	287	287	287	287	287	359	189
4. 2018.....	XXX	XXX	136	203	209	211	212	212	212	212	212	354	213
5. 2019.....	XXX	XXX	XXX	200	227	298	301	301	301	301	301	301	320
6. 2020.....	XXX	XXX	XXX	XXX	215	336	439	446	504	510	510	572	411
7. 2021.....	XXX	XXX	XXX	XXX	XXX	333	474	490	492	492	492	388	252
8. 2022.....	XXX	XXX	XXX	XXX	XXX	XXX	696	1,013	1,094	1,150	1,150	1,292	743
9. 2023.....	XXX	XXX	XXX	XXX	XXX	XXX	XXX	244	287	302	302	374	201
10. 2024.....	XXX	XXX	XXX	XXX	XXX	XXX	XXX	XXX	625	868	868	1,107	452
11. 2025.....	XXX	XXX	XXX	XXX	XXX	XXX	XXX	XXX	XXX	284	284	354	197

SCHEDULE P - PART 3H - SECTION 2 - OTHER LIABILITY - CLAIMS-MADE

1. Prior.....	000												
2. 2016.....													
3. 2017.....	XXX												
4. 2018.....	XXX	XXX											
5. 2019.....	XXX	XXX	XXX										
6. 2020.....	XXX	XXX	XXX	XXX									
7. 2021.....	XXX	XXX	XXX	XXX	XXX								
8. 2022.....	XXX	XXX	XXX	XXX	XXX	XXX							
9. 2023.....	XXX	XXX	XXX	XXX	XXX	XXX	XXX						
10. 2024.....	XXX	XXX	XXX	XXX	XXX	XXX	XXX	XXX					
11. 2025.....	XXX	XXX	XXX	XXX	XXX	XXX	XXX	XXX	XXX	XXX			

NONE

**ANNUAL STATEMENT FOR THE YEAR 2025 OF THE PROGRESSIVE SELECT INSURANCE COMPANY
SCHEDULE P - PART 3I - SPECIAL PROPERTY (FIRE, ALLIED LINES, INLAND MARINE,
EARTHQUAKE, BURGLARY, AND THEFT)**

Years in Which Losses Were Incurred	CUMULATIVE PAID NET LOSSES AND DEFENSE AND COST CONTAINMENT EXPENSES REPORTED AT YEAR END (\$000 OMITTED)										11 Number of Claims Closed With Loss Payment	12 Number of Claims Closed Without Loss Payment
	1	2	3	4	5	6	7	8	9	10		
	2016	2017	2018	2019	2020	2021	2022	2023	2024	2025		
1. Prior.....	000.....	6.....	4.....	2.....	(3).....	(3).....	(3).....	(3).....	(3).....	(3).....	XXX.....	XXX.....
2. 2016.....	865.....	926.....	928.....	929.....	928.....	928.....	928.....	928.....	927.....	927.....	XXX.....	XXX.....
3. 2017.....	XXX.....	1,485.....	1,669.....	1,681.....	1,683.....	1,686.....	1,683.....	1,679.....	1,679.....	1,679.....	XXX.....	XXX.....
4. 2018.....	XXX.....	XXX.....	1,244.....	1,367.....	1,362.....	1,367.....	1,367.....	1,367.....	1,367.....	1,367.....	XXX.....	XXX.....
5. 2019.....	XXX.....	XXX.....	XXX.....	888.....	909.....	918.....	922.....	922.....	922.....	922.....	XXX.....	XXX.....
6. 2020.....	XXX.....	XXX.....	XXX.....	XXX.....	1,566.....	1,690.....	1,680.....	1,687.....	1,688.....	1,687.....	XXX.....	XXX.....
7. 2021.....	XXX.....	XXX.....	XXX.....	XXX.....	XXX.....	1,006.....	1,081.....	1,100.....	1,127.....	1,129.....	XXX.....	XXX.....
8. 2022.....	XXX.....	XXX.....	XXX.....	XXX.....	XXX.....	XXX.....	4,305.....	5,185.....	5,285.....	5,289.....	XXX.....	XXX.....
9. 2023.....	XXX.....	XXX.....	XXX.....	XXX.....	XXX.....	XXX.....	XXX.....	1,589.....	1,796.....	1,784.....	XXX.....	XXX.....
10. 2024.....	XXX.....	XXX.....	XXX.....	XXX.....	XXX.....	XXX.....	XXX.....	XXX.....	3,489.....	4,133.....	XXX.....	XXX.....
11. 2025.....	XXX.....	XXX.....	XXX.....	XXX.....	XXX.....	XXX.....	XXX.....	XXX.....	XXX.....	1,624.....	XXX.....	XXX.....

SCHEDULE P - PART 3J - AUTO PHYSICAL DAMAGE

1. Prior.....	000.....	(1).....	(20).....	(45).....	(40).....	(81).....	(114).....	(118).....	(148).....	(179).....	856.....	134.....
2. 2016.....	32,741.....	31,785.....	31,675.....	31,703.....	31,739.....	31,769.....	31,790.....	31,793.....	31,783.....	31,769.....	227,293.....	88,880.....
3. 2017.....	XXX.....	38,681.....	37,854.....	37,817.....	37,851.....	37,947.....	38,092.....	38,128.....	38,147.....	38,138.....	254,518.....	95,395.....
4. 2018.....	XXX.....	XXX.....	47,408.....	46,967.....	46,820.....	46,880.....	47,031.....	47,114.....	47,183.....	47,202.....	314,939.....	119,010.....
5. 2019.....	XXX.....	XXX.....	XXX.....	55,381.....	54,169.....	54,184.....	54,694.....	55,051.....	55,342.....	55,357.....	344,580.....	135,888.....
6. 2020.....	XXX.....	XXX.....	XXX.....	XXX.....	54,069.....	54,359.....	54,736.....	55,251.....	55,643.....	55,677.....	336,367.....	107,277.....
7. 2021.....	XXX.....	XXX.....	XXX.....	XXX.....	XXX.....	76,374.....	76,940.....	77,137.....	77,654.....	77,726.....	394,487.....	146,149.....
8. 2022.....	XXX.....	XXX.....	XXX.....	XXX.....	XXX.....	XXX.....	98,280.....	103,050.....	103,868.....	104,206.....	389,945.....	144,971.....
9. 2023.....	XXX.....	XXX.....	XXX.....	XXX.....	XXX.....	XXX.....	XXX.....	102,270.....	105,604.....	106,132.....	418,202.....	158,588.....
10. 2024.....	XXX.....	XXX.....	XXX.....	XXX.....	XXX.....	XXX.....	XXX.....	XXX.....	117,428.....	120,922.....	437,811.....	169,123.....
11. 2025.....	XXX.....	XXX.....	XXX.....	XXX.....	XXX.....	XXX.....	XXX.....	XXX.....	XXX.....	103,621.....	414,841.....	160,365.....

SCHEDULE P - PART 3K - FIDELITY/SURETY

1. Prior.....	000.....										XXX.....	XXX.....
2. 2016.....											XXX.....	XXX.....
3. 2017.....	XXX.....										XXX.....	XXX.....
4. 2018.....	XXX.....	XXX.....									XXX.....	XXX.....
5. 2019.....	XXX.....	XXX.....	XXX.....								XXX.....	XXX.....
6. 2020.....	XXX.....	XXX.....	XXX.....								XXX.....	XXX.....
7. 2021.....	XXX.....	XXX.....	XXX.....								XXX.....	XXX.....
8. 2022.....	XXX.....	XXX.....	XXX.....								XXX.....	XXX.....
9. 2023.....	XXX.....	XXX.....	XXX.....								XXX.....	XXX.....
10. 2024.....	XXX.....	XXX.....	XXX.....								XXX.....	XXX.....
11. 2025.....	XXX.....	XXX.....	XXX.....								XXX.....	XXX.....

NONE

SCHEDULE P - PART 3L - OTHER (INCLUDING CREDIT, ACCIDENT AND HEALTH)

1. Prior.....	000.....										XXX.....	XXX.....
2. 2016.....											XXX.....	XXX.....
3. 2017.....	XXX.....										XXX.....	XXX.....
4. 2018.....	XXX.....	XXX.....									XXX.....	XXX.....
5. 2019.....	XXX.....	XXX.....	XXX.....								XXX.....	XXX.....
6. 2020.....	XXX.....	XXX.....	XXX.....								XXX.....	XXX.....
7. 2021.....	XXX.....	XXX.....	XXX.....								XXX.....	XXX.....
8. 2022.....	XXX.....	XXX.....	XXX.....								XXX.....	XXX.....
9. 2023.....	XXX.....	XXX.....	XXX.....								XXX.....	XXX.....
10. 2024.....	XXX.....	XXX.....	XXX.....								XXX.....	XXX.....
11. 2025.....	XXX.....	XXX.....	XXX.....								XXX.....	XXX.....

NONE

SCHEDULE P - PART 3M - INTERNATIONAL

1. Prior.....	000.....										XXX.....	XXX.....
2. 2016.....											XXX.....	XXX.....
3. 2017.....	XXX.....										XXX.....	XXX.....
4. 2018.....	XXX.....	XXX.....									XXX.....	XXX.....
5. 2019.....	XXX.....	XXX.....	XXX.....								XXX.....	XXX.....
6. 2020.....	XXX.....	XXX.....	XXX.....								XXX.....	XXX.....
7. 2021.....	XXX.....	XXX.....	XXX.....								XXX.....	XXX.....
8. 2022.....	XXX.....	XXX.....	XXX.....								XXX.....	XXX.....
9. 2023.....	XXX.....	XXX.....	XXX.....								XXX.....	XXX.....
10. 2024.....	XXX.....	XXX.....	XXX.....								XXX.....	XXX.....
11. 2025.....	XXX.....	XXX.....	XXX.....								XXX.....	XXX.....

NONE

ANNUAL STATEMENT FOR THE YEAR 2025 OF THE PROGRESSIVE SELECT INSURANCE COMPANY

**SCHEDULE P - PART 3N - REINSURANCE
NONPROPORTIONAL ASSUMED PROPERTY**

Years in Which Losses Were Incurred	CUMULATIVE PAID NET LOSSES AND DEFENSE AND COST CONTAINMENT EXPENSES REPORTED AT YEAR END (\$000 OMITTED)										11 Number of Claims Closed With Loss Payment	12 Number of Claims Closed Without Loss Payment	
	1 2016	2 2017	3 2018	4 2019	5 2020	6 2021	7 2022	8 2023	9 2024	10 2025			
1. Prior.....	000.....											XXX.....	XXX.....
2. 2016.....												XXX.....	XXX.....
3. 2017.....	XXX.....											XXX.....	XXX.....
4. 2018.....	XXX.....	XXX.....										XXX.....	XXX.....
5. 2019.....	XXX.....	XXX.....	XXX.....									XXX.....	XXX.....
6. 2020.....	XXX.....	XXX.....	XXX.....	XXX.....								XXX.....	XXX.....
7. 2021.....	XXX.....	XXX.....	XXX.....	XXX.....	XXX.....							XXX.....	XXX.....
8. 2022.....	XXX.....	XXX.....	XXX.....	XXX.....	XXX.....	XXX.....						XXX.....	XXX.....
9. 2023.....	XXX.....	XXX.....	XXX.....	XXX.....	XXX.....	XXX.....	XXX.....					XXX.....	XXX.....
10. 2024.....	XXX.....	XXX.....	XXX.....	XXX.....	XXX.....	XXX.....	XXX.....	XXX.....				XXX.....	XXX.....
11. 2025.....	XXX.....	XXX.....	XXX.....	XXX.....	XXX.....	XXX.....	XXX.....	XXX.....	XXX.....	XXX.....		XXX.....	XXX.....

**SCHEDULE P - PART 3O - REINSURANCE
NONPROPORTIONAL ASSUMED LIABILITY**

1. Prior.....	000.....											XXX.....	XXX.....
2. 2016.....												XXX.....	XXX.....
3. 2017.....	XXX.....											XXX.....	XXX.....
4. 2018.....	XXX.....	XXX.....										XXX.....	XXX.....
5. 2019.....	XXX.....	XXX.....	XXX.....									XXX.....	XXX.....
6. 2020.....	XXX.....	XXX.....	XXX.....	XXX.....								XXX.....	XXX.....
7. 2021.....	XXX.....	XXX.....	XXX.....	XXX.....	XXX.....							XXX.....	XXX.....
8. 2022.....	XXX.....	XXX.....	XXX.....	XXX.....	XXX.....	XXX.....						XXX.....	XXX.....
9. 2023.....	XXX.....	XXX.....	XXX.....	XXX.....	XXX.....	XXX.....	XXX.....					XXX.....	XXX.....
10. 2024.....	XXX.....	XXX.....	XXX.....	XXX.....	XXX.....	XXX.....	XXX.....	XXX.....				XXX.....	XXX.....
11. 2025.....	XXX.....	XXX.....	XXX.....	XXX.....	XXX.....	XXX.....	XXX.....	XXX.....	XXX.....	XXX.....		XXX.....	XXX.....

**SCHEDULE P - PART 3P - REINSURANCE
NONPROPORTIONAL ASSUMED FINANCIAL LINES**

1. Prior.....	000.....											XXX.....	XXX.....
2. 2016.....												XXX.....	XXX.....
3. 2017.....	XXX.....											XXX.....	XXX.....
4. 2018.....	XXX.....	XXX.....										XXX.....	XXX.....
5. 2019.....	XXX.....	XXX.....	XXX.....									XXX.....	XXX.....
6. 2020.....	XXX.....	XXX.....	XXX.....	XXX.....								XXX.....	XXX.....
7. 2021.....	XXX.....	XXX.....	XXX.....	XXX.....	XXX.....							XXX.....	XXX.....
8. 2022.....	XXX.....	XXX.....	XXX.....	XXX.....	XXX.....	XXX.....						XXX.....	XXX.....
9. 2023.....	XXX.....	XXX.....	XXX.....	XXX.....	XXX.....	XXX.....	XXX.....					XXX.....	XXX.....
10. 2024.....	XXX.....	XXX.....	XXX.....	XXX.....	XXX.....	XXX.....	XXX.....	XXX.....				XXX.....	XXX.....
11. 2025.....	XXX.....	XXX.....	XXX.....	XXX.....	XXX.....	XXX.....	XXX.....	XXX.....	XXX.....	XXX.....		XXX.....	XXX.....

ANNUAL STATEMENT FOR THE YEAR 2025 OF THE PROGRESSIVE SELECT INSURANCE COMPANY
SCHEDULE P - PART 3R - SECTION 1 - PRODUCTS LIABILITY - OCCURRENCE

Years in Which Losses Were Incurred	CUMULATIVE PAID NET LOSSES AND DEFENSE AND COST CONTAINMENT EXPENSES REPORTED AT YEAR END (\$000 OMITTED)										11 Number of Claims Closed With Loss Payment	12 Number of Claims Closed Without Loss Payment	
	1	2	3	4	5	6	7	8	9	10			
	2016	2017	2018	2019	2020	2021	2022	2023	2024	2025			
1. Prior.....	000												
2. 2016.....													
3. 2017.....	XXX												
4. 2018.....	XXX	XXX											
5. 2019.....	XXX	XXX	XXX										
6. 2020.....	XXX	XXX	XXX	XXX									
7. 2021.....	XXX	XXX	XXX	XXX	XXX								
8. 2022.....	XXX	XXX	XXX	XXX	XXX	XXX							
9. 2023.....	XXX	XXX	XXX	XXX	XXX	XXX	XXX						
10. 2024.....	XXX	XXX	XXX	XXX	XXX	XXX	XXX	XXX					
11. 2025.....	XXX	XXX	XXX	XXX	XXX	XXX	XXX	XXX	XXX	XXX			

SCHEDULE P - PART 3R - SECTION 2 - PRODUCTS LIABILITY - CLAIMS-MADE

1. Prior.....	000												
2. 2016.....													
3. 2017.....	XXX												
4. 2018.....	XXX	XXX											
5. 2019.....	XXX	XXX	XXX										
6. 2020.....	XXX	XXX	XXX	XXX									
7. 2021.....	XXX	XXX	XXX	XXX	XXX								
8. 2022.....	XXX	XXX	XXX	XXX	XXX	XXX							
9. 2023.....	XXX	XXX	XXX	XXX	XXX	XXX	XXX						
10. 2024.....	XXX	XXX	XXX	XXX	XXX	XXX	XXX	XXX					
11. 2025.....	XXX	XXX	XXX	XXX	XXX	XXX	XXX	XXX	XXX	XXX			

SCHEDULE P - PART 3S - FINANCIAL GUARANTY/MORTGAGE GUARANTY

1. Prior.....	000											XXX	XXX
2. 2016.....												XXX	XXX
3. 2017.....	XXX											XXX	XXX
4. 2018.....	XXX	XXX										XXX	XXX
5. 2019.....	XXX	XXX	XXX									XXX	XXX
6. 2020.....	XXX	XXX	XXX	XXX								XXX	XXX
7. 2021.....	XXX	XXX	XXX	XXX	XXX							XXX	XXX
8. 2022.....	XXX	XXX	XXX	XXX	XXX	XXX						XXX	XXX
9. 2023.....	XXX	XXX	XXX	XXX	XXX	XXX	XXX					XXX	XXX
10. 2024.....	XXX	XXX	XXX	XXX	XXX	XXX	XXX	XXX				XXX	XXX
11. 2025.....	XXX	XXX	XXX	XXX	XXX	XXX	XXX	XXX	XXX	XXX		XXX	XXX

SCHEDULE P - PART 3T - WARRANTY

1. Prior.....	000												
2. 2016.....													
3. 2017.....	XXX												
4. 2018.....	XXX	XXX											
5. 2019.....	XXX	XXX	XXX										
6. 2020.....	XXX	XXX	XXX	XXX									
7. 2021.....	XXX	XXX	XXX	XXX	XXX								
8. 2022.....	XXX	XXX	XXX	XXX	XXX	XXX							
9. 2023.....	XXX	XXX	XXX	XXX	XXX	XXX	XXX						
10. 2024.....	XXX	XXX	XXX	XXX	XXX	XXX	XXX	XXX					
11. 2025.....	XXX	XXX	XXX	XXX	XXX	XXX	XXX	XXX	XXX	XXX		1	28

SCHEDULE P - PART 3U - PET INSURANCE PLANS

1. Prior.....	000											XXX	XXX
2. 2016.....												XXX	XXX
3. 2017.....	XXX											XXX	XXX
4. 2018.....	XXX	XXX										XXX	XXX
5. 2019.....	XXX	XXX	XXX									XXX	XXX
6. 2020.....	XXX	XXX	XXX	XXX								XXX	XXX
7. 2021.....	XXX	XXX	XXX	XXX	XXX							XXX	XXX
8. 2022.....	XXX	XXX	XXX	XXX	XXX	XXX						XXX	XXX
9. 2023.....	XXX	XXX	XXX	XXX	XXX	XXX	XXX					XXX	XXX
10. 2024.....	XXX	XXX	XXX	XXX	XXX	XXX	XXX	XXX				XXX	XXX
11. 2025.....	XXX	XXX	XXX	XXX	XXX	XXX	XXX	XXX	XXX	XXX		XXX	XXX

ANNUAL STATEMENT FOR THE YEAR 2025 OF THE PROGRESSIVE SELECT INSURANCE COMPANY

SCHEDULE P - PART 4A - HOMEOWNERS/FAROWNERS

Years in Which Losses Were Incurred	BULK AND IBNR RESERVES ON NET LOSSES AND DEFENSE AND COST CONTAINMENT EXPENSES REPORTED AT YEAR END (\$000 OMITTED)									
	1	2	3	4	5	6	7	8	9	10
	2016	2017	2018	2019	2020	2021	2022	2023	2024	2025
1. Prior.....										
2. 2016.....										
3. 2017.....	XXX									
4. 2018.....	XXX	XXX								
5. 2019.....	XXX	XXX	XX							
6. 2020.....	XXX	XXX	XX	XX						
7. 2021.....	XXX	XXX	XX	XXX	XXX					
8. 2022.....	XXX	XXX	XXX	XXX	XXX	XXX				
9. 2023.....	XXX	XXX	XXX	XXX	XXX	XXX	XXX			
10. 2024.....	XXX	XXX	XXX	XXX	XXX	XXX	XXX	XXX		
11. 2025.....	XXX	XXX	XXX	XXX	XXX	XXX	XXX	XXX	XXX	

NONE

SCHEDULE P - PART 4B - PRIVATE PASSENGER AUTO LIABILITY/MEDICAL

1. Prior.....	5,279	2,923	2,160	2				9		
2. 2016.....	10,034	3,044	1,952	2,783				6		
3. 2017.....	XXX	12,087	4,020	2,458	3,091			8		
4. 2018.....	XXX	XXX	15,770	5,345	3,247	4,141		9		
5. 2019.....	XXX	XXX	XXX	18,449	6,723	4,424	6,019			
6. 2020.....	XXX	XXX	XXX	XXX	21,022	8,625	5,565	7,826		
7. 2021.....	XXX	XXX	XXX	XXX	XXX	24,014	10,263	7,541	7,823	
8. 2022.....	XXX	XXX	XXX	XXX	XXX	XXX	29,293	14,009	7,134	7,555
9. 2023.....	XXX	XXX	XXX	XXX	XXX	XXX	XXX	47,122	15,837	6,986
10. 2024.....	XXX	XXX	XXX	XXX	XXX	XXX	XXX	XXX	49,866	15,302
11. 2025.....	XXX	XXX	XXX	XXX	XXX	XXX	XXX	XXX	XXX	40,567

SCHEDULE P - PART 4C - COMMERCIAL AUTO/TRUCK LIABILITY/MEDICAL

1. Prior.....										
2. 2016.....										
3. 2017.....	XXX									
4. 2018.....	XXX	XXX								
5. 2019.....	XXX	XXX	XXX							
6. 2020.....	XXX	XXX	XX	XX						
7. 2021.....	XXX	XXX	XX	XX	XX					
8. 2022.....	XXX	XXX	XX	XX	XX	XX				
9. 2023.....	XXX	XXX	XX	XXX	XXX	XX	XXX			
10. 2024.....	XXX	XXX	XXX	XXX	XXX	XXX	XXX	XXX		
11. 2025.....	XXX	XXX	XXX	XXX	XXX	XXX	XXX	XXX	XXX	

NONE

**SCHEDULE P - PART 4D - WORKERS' COMPENSATION
(EXCLUDING EXCESS WORKERS' COMPENSATION)**

1. Prior.....										
2. 2016.....										
3. 2017.....	XXX									
4. 2018.....	XXX	XXX								
5. 2019.....	XXX	XXX	XXX							
6. 2020.....	XXX	XXX	XX	XX						
7. 2021.....	XXX	XXX	XX	XX	XX					
8. 2022.....	XXX	XXX	XX	XX	XX	XX				
9. 2023.....	XXX	XXX	XX	XXX	XXX	XX	XXX			
10. 2024.....	XXX	XXX	XXX	XXX	XXX	XXX	XXX	XXX		
11. 2025.....	XXX	XXX	XXX	XXX	XXX	XXX	XXX	XXX	XXX	

NONE

SCHEDULE P - PART 4E - COMMERCIAL MULTIPLE PERIL

1. Prior.....										
2. 2016.....										
3. 2017.....	XXX									
4. 2018.....	XXX	XXX								
5. 2019.....	XXX	XXX	XXX							
6. 2020.....	XXX	XXX	XX	XX						
7. 2021.....	XXX	XXX	XX	XX	XX					
8. 2022.....	XXX	XXX	XX	XX	XX	XX				
9. 2023.....	XXX	XXX	XX	XXX	XXX	XX	XXX			
10. 2024.....	XXX	XXX	XXX	XXX	XXX	XXX	XXX	XXX		
11. 2025.....	XXX	XXX	XXX	XXX	XXX	XXX	XXX	XXX	XXX	

NONE

ANNUAL STATEMENT FOR THE YEAR 2025 OF THE PROGRESSIVE SELECT INSURANCE COMPANY

SCHEDULE P - PART 4F - SECTION 1 - MEDICAL PROFESSIONAL LIABILITY - OCCURRENCE

Years in Which Losses Were Incurred	BULK AND IBNR RESERVES ON NET LOSSES AND DEFENSE AND COST CONTAINMENT EXPENSES REPORTED AT YEAR END (\$000 OMITTED)									
	1	2	3	4	5	6	7	8	9	10
	2016	2017	2018	2019	2020	2021	2022	2023	2024	2025
1. Prior.....										
2. 2016.....										
3. 2017.....	XXX									
4. 2018.....	XXX	XXX								
5. 2019.....	XXX	XXX	XX							
6. 2020.....	XXX	XXX	XX	XX						
7. 2021.....	XXX	XXX	XX	XXX	XX					
8. 2022.....	XXX	XXX	XXX	XXX	XXX	XXX				
9. 2023.....	XXX	XXX	XXX	XXX	XXX	XXX	XXX			
10. 2024.....	XXX	XXX	XXX	XXX	XXX	XXX	XXX	XXX		
11. 2025.....	XXX	XXX	XXX	XXX	XXX	XXX	XXX	XXX	XXX	

NONE

SCHEDULE P - PART 4F - SECTION 2 - MEDICAL PROFESSIONAL LIABILITY - CLAIMS-MADE

1. Prior.....										
2. 2016.....										
3. 2017.....	XXX									
4. 2018.....	XXX	XXX								
5. 2019.....	XXX	XXX	XXX							
6. 2020.....	XXX	XXX	XX	XX						
7. 2021.....	XXX	XXX	XX	XX	XX					
8. 2022.....	XXX	XXX	XX	XX	XX	XX				
9. 2023.....	XXX	XXX	XX	XXX	XXX	XXX	XXX			
10. 2024.....	XXX	XXX	XXX	XXX	XXX	XXX	XXX	XXX		
11. 2025.....	XXX	XXX	XXX	XXX	XXX	XXX	XXX	XXX	XXX	XXX

NONE

SCHEDULE P - PART 4G - SPECIAL LIABILITY (OCEAN MARINE, AIRCRAFT (ALL PERILS), BOILER AND MACHINERY)

1. Prior.....										
2. 2016.....										
3. 2017.....	XXX									
4. 2018.....	XXX	XXX								
5. 2019.....	XXX	XXX	XXX							
6. 2020.....	XXX	XXX	XX	XX						
7. 2021.....	XXX	XXX	XX	XX	XX					
8. 2022.....	XXX	XXX	XX	XX	XX	XX				
9. 2023.....	XXX	XXX	XX	XXX	XXX	XXX	XXX			
10. 2024.....	XXX	XXX	XXX	XXX	XXX	XXX	XXX	XXX		
11. 2025.....	XXX	XXX	XXX	XXX	XXX	XXX	XXX	XXX	XXX	XXX

NONE

SCHEDULE P - PART 4H - SECTION 1 - OTHER LIABILITY - OCCURRENCE

1. Prior.....	14	5	1							
2. 2016.....	30	10	1	1						
3. 2017.....	XXX	29	7	1	1					
4. 2018.....	XXX	XXX	35	9	2	2				
5. 2019.....	XXX	XXX	XXX	44	10	4	2			
6. 2020.....	XXX	XXX	XXX	XXX	50	12	4	1		
7. 2021.....	XXX	XXX	XXX	XXX	XXX	59	15	5	2	
8. 2022.....	XXX	XXX	XXX	XXX	XXX	XXX	67	17	9	3
9. 2023.....	XXX	XXX	XXX	XXX	XXX	XXX	XXX	73	24	14
10. 2024.....	XXX	XXX	XXX	XXX	XXX	XXX	XXX	XXX	77	34
11. 2025.....	XXX	XXX	XXX	XXX	XXX	XXX	XXX	XXX	XXX	108

SCHEDULE P - PART 4H - SECTION 2 - OTHER LIABILITY - CLAIMS-MADE

1. Prior.....										
2. 2016.....										
3. 2017.....	XXX									
4. 2018.....	XXX	XXX								
5. 2019.....	XXX	XXX	XXX							
6. 2020.....	XXX	XXX	XX	XX						
7. 2021.....	XXX	XXX	XX	XX	XX					
8. 2022.....	XXX	XXX	XX	XX	XX	XX				
9. 2023.....	XXX	XXX	XX	XXX	XXX	XXX	XXX			
10. 2024.....	XXX	XXX	XXX	XXX	XXX	XXX	XXX	XXX		
11. 2025.....	XXX	XXX	XXX	XXX	XXX	XXX	XXX	XXX	XXX	XXX

NONE

**ANNUAL STATEMENT FOR THE YEAR 2025 OF THE PROGRESSIVE SELECT INSURANCE COMPANY
SCHEDULE P - PART 4I - SPECIAL PROPERTY (FIRE, ALLIED LINES, INLAND MARINE,
EARTHQUAKE, BURGLARY, AND THEFT)**

Years in Which Losses Were Incurred	BULK AND IBNR RESERVES ON NET LOSSES AND DEFENSE AND COST CONTAINMENT EXPENSES REPORTED AT YEAR END (\$000 OMITTED)									
	1	2	3	4	5	6	7	8	9	10
	2016	2017	2018	2019	2020	2021	2022	2023	2024	2025
1. Prior.....	3									
2. 2016.....	42	4								
3. 2017.....	XXX	41	2							
4. 2018.....	XXX	XXX	46	3						
5. 2019.....	XXX	XXX	XXX	52	4					
6. 2020.....	XXX	XXX	XXX	XXX	57	4				
7. 2021.....	XXX	XXX	XXX	XXX	XXX	60	4			
8. 2022.....	XXX	XXX	XXX	XXX	XXX	XXX	736	6		
9. 2023.....	XXX	XXX	XXX	XXX	XXX	XXX	XXX	86	5	
10. 2024.....	XXX	XXX	XXX	XXX	XXX	XXX	XXX	XXX	370	5
11. 2025.....	XXX	XXX	XXX	XXX	XXX	XXX	XXX	XXX	XXX	95

SCHEDULE P - PART 4J - AUTO PHYSICAL DAMAGE

1. Prior.....	(177)	(102)	(60)				26			
2. 2016.....	(2,265)	(352)	(70)	(68)			11			
3. 2017.....	XXX	(3,020)	(400)	(80)	(76)		14			
4. 2018.....	XXX	XXX	(4,100)	(519)	(127)	(104)	17			
5. 2019.....	XXX	XXX	XXX	(5,284)	(655)	(152)	(170)			
6. 2020.....	XXX	XXX	XXX	XXX	(5,854)	(753)	(149)	(186)		
7. 2021.....	XXX	XXX	XXX	XXX	XXX	(6,300)	(786)	826	61	
8. 2022.....	XXX	XXX	XXX	XXX	XXX	XXX	(5,727)	(740)	2,639	(168)
9. 2023.....	XXX	XXX	XXX	XXX	XXX	XXX	XXX	(8,293)	(797)	2,309
10. 2024.....	XXX	XXX	XXX	XXX	XXX	XXX	XXX	XXX	(7,241)	(689)
11. 2025.....	XXX	XXX	XXX	XXX	XXX	XXX	XXX	XXX	XXX	(8,230)

SCHEDULE P - PART 4K - FIDELITY/SURETY

1. Prior.....										
2. 2016.....										
3. 2017.....	XXX									
4. 2018.....	XXX	XXX								
5. 2019.....	XXX	XXX	XXX							
6. 2020.....	XXX	XXX	XXX	XXX						
7. 2021.....	XXX	XXX	XXX	XXX	XXX					
8. 2022.....	XXX	XXX	XXX	XXX	XXX	XXX				
9. 2023.....	XXX	XXX	XXX	XXX	XXX	XXX	XXX			
10. 2024.....	XXX	XXX	XXX	XXX	XXX	XXX	XXX	XXX		
11. 2025.....	XXX	XXX	XXX	XXX	XXX	XXX	XXX	XXX	XXX	

NONE

SCHEDULE P - PART 4L - OTHER (INCLUDING CREDIT, ACCIDENT AND HEALTH)

1. Prior.....										
2. 2016.....										
3. 2017.....	XXX									
4. 2018.....	XXX	XXX								
5. 2019.....	XXX	XXX	XXX							
6. 2020.....	XXX	XXX	XXX	XXX						
7. 2021.....	XXX	XXX	XXX	XXX	XXX					
8. 2022.....	XXX	XXX	XXX	XXX	XXX	XXX				
9. 2023.....	XXX	XXX	XXX	XXX	XXX	XXX	XXX			
10. 2024.....	XXX	XXX	XXX	XXX	XXX	XXX	XXX	XXX		
11. 2025.....	XXX	XXX	XXX	XXX	XXX	XXX	XXX	XXX	XXX	

NONE

SCHEDULE P - PART 4M - INTERNATIONAL

1. Prior.....										
2. 2016.....										
3. 2017.....	XXX									
4. 2018.....	XXX	XXX								
5. 2019.....	XXX	XXX	XXX							
6. 2020.....	XXX	XXX	XXX	XXX						
7. 2021.....	XXX	XXX	XXX	XXX	XXX					
8. 2022.....	XXX	XXX	XXX	XXX	XXX	XXX				
9. 2023.....	XXX	XXX	XXX	XXX	XXX	XXX	XXX			
10. 2024.....	XXX	XXX	XXX	XXX	XXX	XXX	XXX	XXX		
11. 2025.....	XXX	XXX	XXX	XXX	XXX	XXX	XXX	XXX	XXX	

NONE

ANNUAL STATEMENT FOR THE YEAR 2025 OF THE PROGRESSIVE SELECT INSURANCE COMPANY

**SCHEDULE P - PART 4N - REINSURANCE
NONPROPORTIONAL ASSUMED PROPERTY**

Years in Which Losses Were Incurred	BULK AND IBNR RESERVES ON NET LOSSES AND DEFENSE AND COST CONTAINMENT EXPENSES REPORTED AT YEAR END (\$000 OMITTED)									
	1	2	3	4	5	6	7	8	9	10
	2016	2017	2018	2019	2020	2021	2022	2023	2024	2025
1. Prior.....										
2. 2016.....										
3. 2017.....	XXX									
4. 2018.....	XXX	XXX								
5. 2019.....	XXX	XXX	XX							
6. 2020.....	XXX	XXX	XX	XX						
7. 2021.....	XXX	XXX	XX	XXX	XXX					
8. 2022.....	XXX	XXX	XXX	XXX	XXX	XXX				
9. 2023.....	XXX	XXX	XXX	XXX	XXX	XXX	XXX			
10. 2024.....	XXX	XXX	XXX	XXX	XXX	XXX	XXX	XXX		
11. 2025.....	XXX	XXX	XXX	XXX	XXX	XXX	XXX	XXX	XXX	

NONE

**SCHEDULE P - PART 4O - REINSURANCE
NONPROPORTIONAL ASSUMED LIABILITY**

1. Prior.....										
2. 2016.....										
3. 2017.....	XXX									
4. 2018.....	XXX	XXX								
5. 2019.....	XXX	XXX	XXX							
6. 2020.....	XXX	XXX	XX	XX						
7. 2021.....	XXX	XXX	XX	XX	XX					
8. 2022.....	XXX	XXX	XX	XX	XX	XX				
9. 2023.....	XXX	XXX	XX	XXX	XXX	XXX	XXX			
10. 2024.....	XXX	XXX	XXX	XXX	XXX	XXX	XXX	XXX		
11. 2025.....	XXX	XXX	XXX	XXX	XXX	XXX	XXX	XXX	XXX	

NONE

**SCHEDULE P - PART 4P - REINSURANCE
NONPROPORTIONAL ASSUMED FINANCIAL LINES**

1. Prior.....										
2. 2016.....										
3. 2017.....	XXX									
4. 2018.....	XXX	XXX								
5. 2019.....	XXX	XXX	XXX							
6. 2020.....	XXX	XXX	XX	XX						
7. 2021.....	XXX	XXX	XX	XX	XX					
8. 2022.....	XXX	XXX	XX	XX	XX	XX				
9. 2023.....	XXX	XXX	XX	XXX	XXX	XXX	XXX			
10. 2024.....	XXX	XXX	XXX	XXX	XXX	XXX	XXX	XXX		
11. 2025.....	XXX	XXX	XXX	XXX	XXX	XXX	XXX	XXX	XXX	

NONE

ANNUAL STATEMENT FOR THE YEAR 2025 OF THE PROGRESSIVE SELECT INSURANCE COMPANY
SCHEDULE P - PART 4R - SECTION 1 - PRODUCTS LIABILITY - OCCURRENCE

Years in Which Losses Were Incurred	BULK AND IBNR RESERVES ON NET LOSSES AND DEFENSE AND COST CONTAINMENT EXPENSES REPORTED AT YEAR END (\$000 OMITTED)									
	1	2	3	4	5	6	7	8	9	10
	2016	2017	2018	2019	2020	2021	2022	2023	2024	2025
1. Prior.....										
2. 2016.....										
3. 2017.....	XXX									
4. 2018.....	XXX	XXX								
5. 2019.....	XXX	XXX	XX							
6. 2020.....	XXX	XXX	XX	XX						
7. 2021.....	XXX	XXX	XX	XXX	XXX					
8. 2022.....	XXX	XXX	XXX	XXX	XXX	XXX				
9. 2023.....	XXX	XXX	XXX	XXX	XXX	XXX	XXX			
10. 2024.....	XXX	XXX	XXX	XXX	XXX	XXX	XXX	XXX		
11. 2025.....	XXX	XXX	XXX	XXX	XXX	XXX	XXX	XXX	XXX	

SCHEDULE P - PART 4R - SECTION 2 - PRODUCTS LIABILITY - CLAIMS-MADE

1. Prior.....										
2. 2016.....										
3. 2017.....	XXX									
4. 2018.....	XXX	XXX								
5. 2019.....	XXX	XXX	XXX							
6. 2020.....	XXX	XXX	XX	XXX						
7. 2021.....	XXX	XXX	XX	XXX	XXX					
8. 2022.....	XXX	XXX	XX	XXX	XXX	XXX				
9. 2023.....	XXX	XXX	XX	XXX	XXX	XXX	XXX			
10. 2024.....	XXX	XXX	XXX	XXX	XXX	XXX	XXX	XXX		
11. 2025.....	XXX	XXX	XXX	XXX	XXX	XXX	XXX	XXX	XXX	

SCHEDULE P - PART 4S - FINANCIAL GUARANTY/MORTGAGE GUARANTY

1. Prior.....										
2. 2016.....										
3. 2017.....	XXX									
4. 2018.....	XXX	XXX								
5. 2019.....	XXX	XXX	XXX							
6. 2020.....	XXX	XXX	XX	XXX						
7. 2021.....	XXX	XXX	XX	XXX	XXX					
8. 2022.....	XXX	XXX	XX	XXX	XXX	XXX				
9. 2023.....	XXX	XXX	XX	XXX	XXX	XXX	XXX			
10. 2024.....	XXX	XXX	XXX	XXX	XXX	XXX	XXX	XXX		
11. 2025.....	XXX	XXX	XXX	XXX	XXX	XXX	XXX	XXX	XXX	

SCHEDULE P - PART 4T - WARRANTY

1. Prior.....										
2. 2016.....										
3. 2017.....	XXX									
4. 2018.....	XXX	XXX								
5. 2019.....	XXX	XXX	XXX							
6. 2020.....	XXX	XXX	XXX	XXX						
7. 2021.....	XXX	XXX	XXX	XXX	XXX					
8. 2022.....	XXX	XXX	XXX	XXX	XXX	XXX				
9. 2023.....	XXX	XXX	XXX	XXX	XXX	XXX	XXX			
10. 2024.....	XXX	XXX	XXX	XXX	XXX	XXX	XXX	XXX		
11. 2025.....	XXX	XXX	XXX	XXX	XXX	XXX	XXX	XXX	XXX	7

SCHEDULE P - PART 4U - PET INSURANCE PLANS

1. Prior.....										
2. 2016.....										
3. 2017.....	XXX									
4. 2018.....	XXX	XXX								
5. 2019.....	XXX	XXX	XXX							
6. 2020.....	XXX	XXX	XXX	XXX						
7. 2021.....	XXX	XXX	XXX	XXX	XXX					
8. 2022.....	XXX	XXX	XXX	XXX	XXX	XXX				
9. 2023.....	XXX	XXX	XXX	XXX	XXX	XXX	XXX			
10. 2024.....	XXX	XXX	XXX	XXX	XXX	XXX	XXX	XXX		
11. 2025.....	XXX	XXX	XXX	XXX	XXX	XXX	XXX	XXX	XXX	

ANNUAL STATEMENT FOR THE YEAR 2025 OF THE PROGRESSIVE SELECT INSURANCE COMPANY
SCHEDULE P - PART 5A - HOMEOWNERS/FARMOWNERS
SECTION 1

Years in Which Premiums Were Earned and Losses Were Incurred	CUMULATIVE NUMBER OF CLAIMS CLOSED WITH LOSS PAYMENT DIRECT AND ASSUMED AT YEAR END									
	1	2	3	4	5	6	7	8	9	10
	2016	2017	2018	2019	2020	2021	2022	2023	2024	2025
1. Prior.....										
2. 2016.....										
3. 2017.....	XXX									
4. 2018.....	XXX	XXX								
5. 2019.....	XXX	XXX	XXX							
6. 2020.....	XXX	XXX	XXX	XXX						
7. 2021.....	XXX	XXX	XXX	XXX	XXX					
8. 2022.....	XXX	XXX	XXX	XXX	XXX	XXX				
9. 2023.....	XXX	XXX	XXX	XXX	XXX	XXX	XXX			
10. 2024.....	XXX	XXX	XXX	XXX	XXX	XXX	XXX	XXX		
11. 2025.....	XXX	XXX	XXX	XXX	XXX	XXX	XXX	XXX	XXX	

SECTION 2

Years in Which Premiums Were Earned and Losses Were Incurred	NUMBER OF CLAIMS OUTSTANDING DIRECT AND ASSUMED AT YEAR END									
	1	2	3	4	5	6	7	8	9	10
	2016	2017	2018	2019	2020	2021	2022	2023	2024	2025
1. Prior.....										
2. 2016.....										
3. 2017.....	XXX									
4. 2018.....	XXX	XXX								
5. 2019.....	XXX	XXX	XXX							
6. 2020.....	XXX	XXX	XXX	XXX						
7. 2021.....	XXX	XXX	XXX	XXX	XXX					
8. 2022.....	XXX	XXX	XXX	XXX	XXX	XXX				
9. 2023.....	XXX	XXX	XXX	XXX	XXX	XXX	XXX			
10. 2024.....	XXX	XXX	XXX	XXX	XXX	XXX	XXX	XXX		
11. 2025.....	XXX	XXX	XXX	XXX	XXX	XXX	XXX	XXX	XXX	

SECTION 3

Years in Which Premiums Were Earned and Losses Were Incurred	CUMULATIVE NUMBER OF CLAIMS REPORTED DIRECT AND ASSUMED AT YEAR END									
	1	2	3	4	5	6	7	8	9	10
	2016	2017	2018	2019	2020	2021	2022	2023	2024	2025
1. Prior.....										
2. 2016.....										
3. 2017.....	XXX									
4. 2018.....	XXX	XXX								
5. 2019.....	XXX	XXX	XXX							
6. 2020.....	XXX	XXX	XXX	XXX						
7. 2021.....	XXX	XXX	XXX	XXX	XXX					
8. 2022.....	XXX	XXX	XXX	XXX	XXX	XXX				
9. 2023.....	XXX	XXX	XXX	XXX	XXX	XXX	XXX			
10. 2024.....	XXX	XXX	XXX	XXX	XXX	XXX	XXX	XXX		
11. 2025.....	XXX	XXX	XXX	XXX	XXX	XXX	XXX	XXX	XXX	

ANNUAL STATEMENT FOR THE YEAR 2025 OF THE PROGRESSIVE SELECT INSURANCE COMPANY
SCHEDULE P - PART 5B - PRIVATE PASSENGER AUTO LIABILITY/MEDICAL
SECTION 1

Years in Which Premiums Were Earned and Losses Were Incurred	CUMULATIVE NUMBER OF CLAIMS CLOSED WITH LOSS PAYMENT DIRECT AND ASSUMED AT YEAR END									
	1	2	3	4	5	6	7	8	9	10
	2016	2017	2018	2019	2020	2021	2022	2023	2024	2025
1. Prior.....	33,731	4,735	1,938	1,500	816	1,683	220	73	21	(11)
2. 2016.....	91,325	121,133	125,621	127,153	127,353	128,609	129,110	129,199	129,224	129,241
3. 2017.....	XXX	93,890	127,998	132,998	134,267	135,916	136,356	136,810	136,891	136,922
4. 2018.....	XXX	XXX	114,552	156,895	162,201	165,217	166,014	166,944	167,209	167,297
5. 2019.....	XXX	XXX	XXX	127,961	172,883	180,767	183,666	184,612	185,037	185,374
6. 2020.....	XXX	XXX	XXX	XXX	103,728	143,650	150,148	152,400	153,025	153,562
7. 2021.....	XXX	XXX	XXX	XXX	XXX	123,933	176,951	186,335	188,936	189,956
8. 2022.....	XXX	XXX	XXX	XXX	XXX	XXX	117,375	172,041	179,927	182,662
9. 2023.....	XXX	XXX	XXX	XXX	XXX	XXX	XXX	139,135	192,542	202,729
10. 2024.....	XXX	XXX	XXX	XXX	XXX	XXX	XXX	XXX	145,490	211,153
11. 2025.....	XXX	XXX	XXX	XXX	XXX	XXX	XXX	XXX	XXX	169,554

SECTION 2

Years in Which Premiums Were Earned and Losses Were Incurred	NUMBER OF CLAIMS OUTSTANDING DIRECT AND ASSUMED AT YEAR END									
	1	2	3	4	5	6	7	8	9	10
	2016	2017	2018	2019	2020	2021	2022	2023	2024	2025
1. Prior.....	9,631	5,661	4,127	2,975	2,226	499	273	196	169	177
2. 2016.....	35,326	7,090	3,073	1,857	1,850	678	159	65	35	11
3. 2017.....	XXX	40,310	7,884	3,436	2,416	971	622	142	52	15
4. 2018.....	XXX	XXX	49,026	9,307	4,602	1,842	1,283	437	140	43
5. 2019.....	XXX	XXX	XXX	55,471	11,253	4,028	1,513	862	479	85
6. 2020.....	XXX	XXX	XXX	XXX	49,277	8,850	3,132	1,269	781	210
7. 2021.....	XXX	XXX	XXX	XXX	XXX	63,428	11,991	3,881	1,637	661
8. 2022.....	XXX	XXX	XXX	XXX	XXX	XXX	61,488	11,063	3,708	1,126
9. 2023.....	XXX	XXX	XXX	XXX	XXX	XXX	XXX	63,223	12,515	3,208
10. 2024.....	XXX	XXX	XXX	XXX	XXX	XXX	XXX	XXX	75,297	11,507
11. 2025.....	XXX	XXX	XXX	XXX	XXX	XXX	XXX	XXX	XXX	71,809

SECTION 3

Years in Which Premiums Were Earned and Losses Were Incurred	CUMULATIVE NUMBER OF CLAIMS REPORTED DIRECT AND ASSUMED AT YEAR END									
	1	2	3	4	5	6	7	8	9	10
	2016	2017	2018	2019	2020	2021	2022	2023	2024	2025
1. Prior.....	9,111	938	391	276	108	22	6	6	19	1
2. 2016.....	199,813	208,645	209,418	209,780	209,917	209,978	209,996	210,006	210,011	210,012
3. 2017.....	XXX	209,182	220,047	220,976	221,274	221,453	221,515	221,534	221,541	221,543
4. 2018.....	XXX	XXX	256,115	270,020	271,065	271,482	271,647	271,719	271,765	271,773
5. 2019.....	XXX	XXX	XXX	292,643	305,406	306,598	306,981	307,145	307,226	307,245
6. 2020.....	XXX	XXX	XXX	XXX	249,984	262,034	263,061	263,468	263,621	263,700
7. 2021.....	XXX	XXX	XXX	XXX	XXX	311,656	328,547	330,143	330,601	330,780
8. 2022.....	XXX	XXX	XXX	XXX	XXX	XXX	284,805	302,585	303,934	304,314
9. 2023.....	XXX	XXX	XXX	XXX	XXX	XXX	XXX	327,189	345,617	347,205
10. 2024.....	XXX	XXX	XXX	XXX	XXX	XXX	XXX	XXX	365,316	387,372
11. 2025.....	XXX	XXX	XXX	XXX	XXX	XXX	XXX	XXX	XXX	397,802

Schedule P - Part 5C - Commercial Auto/Truck Liability/Medical - Section 1

N O N E

Schedule P - Part 5C - Commercial Auto/Truck Liability/Medical - Section 2

N O N E

Schedule P - Part 5C - Commercial Auto/Truck Liability/Medical - Section 3

N O N E

Schedule P-Part 5D-Workers' Compensation (Excluding Excess Workers' Compensation)-Section 1

N O N E

Schedule P-Part 5D-Workers' Compensation (Excluding Excess Workers' Compensation)-Section 2

N O N E

Schedule P-Part 5D-Workers' Compensation (Excluding Excess Workers' Compensation)-Section 3

N O N E

Schedule P - Part 5E - Commercial Multiple Peril - Section 1

N O N E

Schedule P - Part 5E - Commercial Multiple Peril - Section 2

N O N E

Schedule P - Part 5E - Commercial Multiple Peril - Section 3

N O N E

Schedule P - Part 5F - Medical Professional Liability - Occurrence - Section 1A

N O N E

Schedule P - Part 5F - Medical Professional Liability - Occurrence - Section 2A

N O N E

Schedule P - Part 5F - Medical Professional Liability - Occurrence - Section 3A

N O N E

Schedule P - Part 5F - Medical Professional Liability - Claims-Made - Section 1B

N O N E

Schedule P - Part 5F - Medical Professional Liability - Claims-Made - Section 2B

N O N E

Schedule P - Part 5F - Medical Professional Liability - Claims-Made - Section 3B

N O N E

**ANNUAL STATEMENT FOR THE YEAR 2025 OF THE PROGRESSIVE SELECT INSURANCE COMPANY
SCHEDULE P - PART 5H - OTHER LIABILITY - OCCURRENCE**

SECTION 1A

Years in Which Premiums Were Earned and Losses Were Incurred	CUMULATIVE NUMBER OF CLAIMS CLOSED WITH LOSS PAYMENT DIRECT AND ASSUMED AT YEAR END									
	1	2	3	4	5	6	7	8	9	10
	2016	2017	2018	2019	2020	2021	2022	2023	2024	2025
1. Prior.....	26	10	2	2	1					
2. 2016.....	226	252	254	258	259	259	259	259	259	259
3. 2017.....	XXX	283	350	359	359	359	359	359	359	359
4. 2018.....	XXX	XXX	315	352	353	354	353	354	354	354
5. 2019.....	XXX	XXX	XXX	271	295	300	301	301	301	301
6. 2020.....	XXX	XXX	XXX	XXX	501	549	564	567	571	572
7. 2021.....	XXX	XXX	XXX	XXX	XXX	340	385	386	388	388
8. 2022.....	XXX	XXX	XXX	XXX	XXX	XXX	1,008	1,281	1,289	1,292
9. 2023.....	XXX	XXX	XXX	XXX	XXX	XXX	XXX	342	370	374
10. 2024.....	XXX	XXX	XXX	XXX	XXX	XXX	XXX	XXX	871	1,107
11. 2025.....	XXX	XXX	XXX	XXX	XXX	XXX	XXX	XXX	XXX	354

SECTION 2A

Years in Which Premiums Were Earned and Losses Were Incurred	NUMBER OF CLAIMS OUTSTANDING DIRECT AND ASSUMED AT YEAR END									
	1	2	3	4	5	6	7	8	9	10
	2016	2017	2018	2019	2020	2021	2022	2023	2024	2025
1. Prior.....	13	4	3	1						
2. 2016.....	28	7	6	1						
3. 2017.....	XXX	29	9	2						
4. 2018.....	XXX	XXX	27	1	1		1			
5. 2019.....	XXX	XXX	XXX	30	6	2				
6. 2020.....	XXX	XXX	XXX	XXX	55	17	6	5	1	
7. 2021.....	XXX	XXX	XXX	XXX	XXX	48	3	2		
8. 2022.....	XXX	XXX	XXX	XXX	XXX	XXX	234	15	8	6
9. 2023.....	XXX	XXX	XXX	XXX	XXX	XXX	XXX	24	4	1
10. 2024.....	XXX	XXX	XXX	XXX	XXX	XXX	XXX	XXX	212	19
11. 2025.....	XXX	XXX	XXX	XXX	XXX	XXX	XXX	XXX	XXX	52

SECTION 3A

Years in Which Premiums Were Earned and Losses Were Incurred	CUMULATIVE NUMBER OF CLAIMS REPORTED DIRECT AND ASSUMED AT YEAR END									
	1	2	3	4	5	6	7	8	9	10
	2016	2017	2018	2019	2020	2021	2022	2023	2024	2025
1. Prior.....	19	2	1				1			
2. 2016.....	404	431	432	432	432	432	432	432	432	432
3. 2017.....	XXX	477	542	548	548	548	548	548	548	548
4. 2018.....	XXX	XXX	537	565	567	567	567	567	567	567
5. 2019.....	XXX	XXX	XXX	565	621	621	621	621	621	621
6. 2020.....	XXX	XXX	XXX	XXX	954	979	983	983	983	983
7. 2021.....	XXX	XXX	XXX	XXX	XXX	611	639	640	640	640
8. 2022.....	XXX	XXX	XXX	XXX	XXX	XXX	1,912	2,040	2,041	2,041
9. 2023.....	XXX	XXX	XXX	XXX	XXX	XXX	XXX	545	572	576
10. 2024.....	XXX	XXX	XXX	XXX	XXX	XXX	XXX	XXX	1,475	1,578
11. 2025.....	XXX	XXX	XXX	XXX	XXX	XXX	XXX	XXX	XXX	603

ANNUAL STATEMENT FOR THE YEAR 2025 OF THE PROGRESSIVE SELECT INSURANCE COMPANY
SCHEDULE P - PART 5H - OTHER LIABILITY - CLAIMS-MADE
SECTION 1B

Years in Which Premiums Were Earned and Losses Were Incurred	CUMULATIVE NUMBER OF CLAIMS CLOSED WITH LOSS PAYMENT DIRECT AND ASSUMED AT YEAR END									
	1	2	3	4	5	6	7	8	9	10
	2016	2017	2018	2019	2020	2021	2022	2023	2024	2025
1. Prior.....										
2. 2016.....										
3. 2017.....	XXX									
4. 2018.....	XXX	XXX								
5. 2019.....	XXX	XXX	XXX							
6. 2020.....	XXX	XXX	XXX	XXX						
7. 2021.....	XXX	XXX	XXX	XXX	XXX					
8. 2022.....	XXX	XXX	XXX	XXX	XXX	XXX				
9. 2023.....	XXX	XXX	XXX	XXX	XXX	XXX	XXX			
10. 2024.....	XXX	XXX	XXX	XXX	XXX	XXX	XXX	XXX		
11. 2025.....	XXX	XXX	XXX	XXX	XXX	XXX	XXX	XXX	XXX	

SECTION 2B

Years in Which Premiums Were Earned and Losses Were Incurred	NUMBER OF CLAIMS OUTSTANDING DIRECT AND ASSUMED AT YEAR END									
	1	2	3	4	5	6	7	8	9	10
	2016	2017	2018	2019	2020	2021	2022	2023	2024	2025
1. Prior.....										
2. 2016.....										
3. 2017.....	XXX									
4. 2018.....	XXX	XXX								
5. 2019.....	XXX	XXX	XXX							
6. 2020.....	XXX	XXX	XXX	XXX						
7. 2021.....	XXX	XXX	XXX	XXX	XXX					
8. 2022.....	XXX	XXX	XXX	XXX	XXX	XXX				
9. 2023.....	XXX	XXX	XXX	XXX	XXX	XXX	XXX			
10. 2024.....	XXX	XXX	XXX	XXX	XXX	XXX	XXX	XXX		
11. 2025.....	XXX	XXX	XXX	XXX	XXX	XXX	XXX	XXX	XXX	

SECTION 3B

Years in Which Premiums Were Earned and Losses Were Incurred	CUMULATIVE NUMBER OF CLAIMS REPORTED DIRECT AND ASSUMED AT YEAR END									
	1	2	3	4	5	6	7	8	9	10
	2016	2017	2018	2019	2020	2021	2022	2023	2024	2025
1. Prior.....						2				
2. 2016.....										
3. 2017.....	XXX									
4. 2018.....	XXX	XXX								
5. 2019.....	XXX	XXX	XXX							
6. 2020.....	XXX	XXX	XXX	XXX						
7. 2021.....	XXX	XXX	XXX	XXX	XXX					
8. 2022.....	XXX	XXX	XXX	XXX	XXX	XXX				
9. 2023.....	XXX	XXX	XXX	XXX	XXX	XXX	XXX			
10. 2024.....	XXX	XXX	XXX	XXX	XXX	XXX	XXX	XXX		
11. 2025.....	XXX	XXX	XXX	XXX	XXX	XXX	XXX	XXX	XXX	

Schedule P - Part 5R - Products Liability - Occurrence - Section 1A

N O N E

Schedule P - Part 5R - Products Liability - Occurrence - Section 2A

N O N E

Schedule P - Part 5R - Products Liability - Occurrence - Section 3A

N O N E

Schedule P - Part 5R - Products Liability - Claims-Made - Section 1B

N O N E

Schedule P - Part 5R - Products Liability - Claims-Made - Section 2B

N O N E

Schedule P - Part 5R - Products Liability - Claims-Made - Section 3B

N O N E

ANNUAL STATEMENT FOR THE YEAR 2025 OF THE PROGRESSIVE SELECT INSURANCE COMPANY

SCHEDULE P - PART 5T - WARRANTY

SECTION 1

Years in Which Premiums Were Earned and Losses Were Incurred	CUMULATIVE NUMBER OF CLAIMS CLOSED WITH LOSS PAYMENT DIRECT AND ASSUMED AT YEAR END									
	1	2	3	4	5	6	7	8	9	10
	2016	2017	2018	2019	2020	2021	2022	2023	2024	2025
1. Prior.....										
2. 2016.....										
3. 2017.....	XXX									
4. 2018.....	XXX	XXX								
5. 2019.....	XXX	XXX	XXX							
6. 2020.....	XXX	XXX	XXX	XXX						
7. 2021.....	XXX	XXX	XXX	XXX	XXX					
8. 2022.....	XXX	XXX	XXX	XXX	XXX	XXX				
9. 2023.....	XXX	XXX	XXX	XXX	XXX	XXX	XXX			
10. 2024.....	XXX	XXX	XXX	XXX	XXX	XXX	XXX	XXX		
11. 2025	XXX	XXX	XXX	XXX	XXX	XXX	XXX	XXX	XXX	1

SECTION 2

Years in Which Premiums Were Earned and Losses Were Incurred	NUMBER OF CLAIMS OUTSTANDING DIRECT AND ASSUMED AT YEAR END									
	1	2	3	4	5	6	7	8	9	10
	2016	2017	2018	2019	2020	2021	2022	2023	2024	2025
1. Prior.....										
2. 2016.....										
3. 2017.....	XXX									
4. 2018.....	XXX	XXX								
5. 2019.....	XXX	XXX	XXX							
6. 2020.....	XXX	XXX	XXX	XXX						
7. 2021.....	XXX	XXX	XXX	XXX	XXX					
8. 2022.....	XXX	XXX	XXX	XXX	XXX	XXX				
9. 2023.....	XXX	XXX	XXX	XXX	XXX	XXX	XXX			
10. 2024.....	XXX	XXX	XXX	XXX	XXX	XXX	XXX	XXX		
11. 2025	XXX	XXX	XXX	XXX	XXX	XXX	XXX	XXX	XXX	

NONE

SECTION 3

Years in Which Premiums Were Earned and Losses Were Incurred	CUMULATIVE NUMBER OF CLAIMS REPORTED DIRECT AND ASSUMED AT YEAR END									
	1	2	3	4	5	6	7	8	9	10
	2016	2017	2018	2019	2020	2021	2022	2023	2024	2025
1. Prior.....										
2. 2016.....										
3. 2017.....	XXX									
4. 2018.....	XXX	XXX								
5. 2019.....	XXX	XXX	XXX							
6. 2020.....	XXX	XXX	XXX	XXX						
7. 2021.....	XXX	XXX	XXX	XXX	XXX					
8. 2022.....	XXX	XXX	XXX	XXX	XXX	XXX				
9. 2023.....	XXX	XXX	XXX	XXX	XXX	XXX	XXX			
10. 2024.....	XXX	XXX	XXX	XXX	XXX	XXX	XXX	XXX		
11. 2025	XXX	XXX	XXX	XXX	XXX	XXX	XXX	XXX	XXX	29

**ANNUAL STATEMENT FOR THE YEAR 2025 OF THE PROGRESSIVE SELECT INSURANCE COMPANY
SCHEDULE P - PART 6C - COMMERCIAL AUTO/TRUCK LIABILITY/MEDICAL
SECTION 1**

Years in Which Premiums Were Earned and Losses Were Incurred	CUMULATIVE PREMIUMS EARNED DIRECT AND ASSUMED AT YEAR END (\$000 OMITTED)										11 Current Year Premiums Earned
	1 2016	2 2017	3 2018	4 2019	5 2020	6 2021	7 2022	8 2023	9 2024	10 2025	
1. Prior.....											
2. 2016.....											
3. 2017.....	XXX										
4. 2018.....	XXX	XXX									
5. 2019.....	XXX	XXX	XXX								
6. 2020.....	XXX	XXX	XXX	XXX							
7. 2021.....	XXX	XXX	XXX	XXX	XXX						
8. 2022.....	XXX	XXX	XXX	XXX	XXX	XXX					
9. 2023.....	XXX	XXX	XXX	XXX	XXX	XXX	XXX				
10. 2024.....	XXX	XXX	XXX	XXX	XXX	XXX	XXX	XXX			
11. 2025.....	XXX	XXX	XXX	XXX	XXX	XXX	XXX	XXX	XXX		
12. Totals.....	XXX	XXX	XXX	XXX	XXX	XXX	XXX	XXX	XXX	XXX	
13. Earned Premiums (Sch P-Pt. 1)											XXX

SECTION 2

Years in Which Premiums Were Earned and Losses Were Incurred	CUMULATIVE PREMIUMS EARNED CEDED AT YEAR END (\$000 OMITTED)										11 Current Year Premiums Earned
	1 2016	2 2017	3 2018	4 2019	5 2020	6 2021	7 2022	8 2023	9 2024	10 2025	
1. Prior.....											
2. 2016.....											
3. 2017.....	XXX										
4. 2018.....	XXX	XXX									
5. 2019.....	XXX	XXX	XXX								
6. 2020.....	XXX	XXX	XXX	XXX							
7. 2021.....	XXX	XXX	XXX	XXX	XXX						
8. 2022.....	XXX	XXX	XXX	XXX	XXX	XXX					
9. 2023.....	XXX	XXX	XXX	XXX	XXX	XXX	XXX				
10. 2024.....	XXX	XXX	XXX	XXX	XXX	XXX	XXX	XXX			
11. 2025.....	XXX	XXX	XXX	XXX	XXX	XXX	XXX	XXX	XXX		
12. Totals.....	XXX	XXX	XXX	XXX	XXX	XXX	XXX	XXX	XXX	XXX	
13. Earned Premiums (Sch P-Pt. 1)											XXX

**SCHEDULE P - PART 6D - WORKERS' COMPENSATION
(EXCLUDING EXCESS WORKERS' COMPENSATION)
SECTION 1**

Years in Which Premiums Were Earned and Losses Were Incurred	CUMULATIVE PREMIUMS EARNED DIRECT AND ASSUMED AT YEAR END (\$000 OMITTED)										11 Current Year Premiums Earned
	1 2016	2 2017	3 2018	4 2019	5 2020	6 2021	7 2022	8 2023	9 2024	10 2025	
1. Prior.....											
2. 2016.....											
3. 2017.....	XXX										
4. 2018.....	XXX	XXX									
5. 2019.....	XXX	XXX	XXX								
6. 2020.....	XXX	XXX	XXX	XXX							
7. 2021.....	XXX	XXX	XXX	XXX	XXX						
8. 2022.....	XXX	XXX	XXX	XXX	XXX	XXX					
9. 2023.....	XXX	XXX	XXX	XXX	XXX	XXX	XXX				
10. 2024.....	XXX	XXX	XXX	XXX	XXX	XXX	XXX	XXX			
11. 2025.....	XXX	XXX	XXX	XXX	XXX	XXX	XXX	XXX	XXX		
12. Totals.....	XXX	XXX	XXX	XXX	XXX	XXX	XXX	XXX	XXX	XXX	
13. Earned Premiums (Sch P-Pt. 1)											XXX

SECTION 2

Years in Which Premiums Were Earned and Losses Were Incurred	CUMULATIVE PREMIUMS EARNED CEDED AT YEAR END (\$000 OMITTED)										11 Current Year Premiums Earned
	1 2016	2 2017	3 2018	4 2019	5 2020	6 2021	7 2022	8 2023	9 2024	10 2025	
1. Prior.....											
2. 2016.....											
3. 2017.....	XXX										
4. 2018.....	XXX	XXX									
5. 2019.....	XXX	XXX	XXX								
6. 2020.....	XXX	XXX	XXX	XXX							
7. 2021.....	XXX	XXX	XXX	XXX	XXX						
8. 2022.....	XXX	XXX	XXX	XXX	XXX	XXX					
9. 2023.....	XXX	XXX	XXX	XXX	XXX	XXX	XXX				
10. 2024.....	XXX	XXX	XXX	XXX	XXX	XXX	XXX	XXX			
11. 2025.....	XXX	XXX	XXX	XXX	XXX	XXX	XXX	XXX	XXX		
12. Totals.....	XXX	XXX	XXX	XXX	XXX	XXX	XXX	XXX	XXX	XXX	
13. Earned Premiums (Sch P-Pt. 1)											XXX

**ANNUAL STATEMENT FOR THE YEAR 2025 OF THE PROGRESSIVE SELECT INSURANCE COMPANY
SCHEDULE P - PART 6E - COMMERCIAL MULTIPLE PERIL
SECTION 1**

Years in Which Premiums Were Earned and Losses Were Incurred	CUMULATIVE PREMIUMS EARNED DIRECT AND ASSUMED AT YEAR END (\$000 OMITTED)										11 Current Year Premiums Earned
	1 2016	2 2017	3 2018	4 2019	5 2020	6 2021	7 2022	8 2023	9 2024	10 2025	
1. Prior.....											
2. 2016.....											
3. 2017.....	XXX										
4. 2018.....	XXX	XXX									
5. 2019.....	XXX	XXX	XXX								
6. 2020.....	XXX	XXX	XXX	XXX							
7. 2021.....	XXX	XXX	XXX	XXX	XXX						
8. 2022.....	XXX	XXX	XXX	XXX	XXX	XXX					
9. 2023.....	XXX	XXX	XXX	XXX	XXX	XXX	XXX				
10. 2024.....	XXX	XXX	XXX	XXX	XXX	XXX	XXX	XXX			
11. 2025.....	XXX	XXX	XXX	XXX	XXX	XXX	XXX	XXX	XXX		
12. Totals.....	XXX	XXX	XXX	XXX	XXX	XXX	XXX	XXX	XXX	XXX	
13. Earned Premiums (Sch P-Pt. 1)											XXX

SECTION 2

Years in Which Premiums Were Earned and Losses Were Incurred	CUMULATIVE PREMIUMS EARNED CEDED AT YEAR END (\$000 OMITTED)										11 Current Year Premiums Earned
	1 2016	2 2017	3 2018	4 2019	5 2020	6 2021	7 2022	8 2023	9 2024	10 2025	
1. Prior.....											
2. 2016.....											
3. 2017.....	XXX										
4. 2018.....	XXX	XXX									
5. 2019.....	XXX	XXX	XXX								
6. 2020.....	XXX	XXX	XXX	XXX							
7. 2021.....	XXX	XXX	XXX	XXX	XXX						
8. 2022.....	XXX	XXX	XXX	XXX	XXX	XXX					
9. 2023.....	XXX	XXX	XXX	XXX	XXX	XXX	XXX				
10. 2024.....	XXX	XXX	XXX	XXX	XXX	XXX	XXX	XXX			
11. 2025.....	XXX	XXX	XXX	XXX	XXX	XXX	XXX	XXX	XXX		
12. Totals.....	XXX	XXX	XXX	XXX	XXX	XXX	XXX	XXX	XXX	XXX	
13. Earned Premiums (Sch P-Pt. 1)											XXX

**SCHEDULE P - PART 6H - OTHER LIABILITY - OCCURRENCE
SECTION 1A**

Years in Which Premiums Were Earned and Losses Were Incurred	CUMULATIVE PREMIUMS EARNED DIRECT AND ASSUMED AT YEAR END (\$000 OMITTED)										11 Current Year Premiums Earned
	1 2016	2 2017	3 2018	4 2019	5 2020	6 2021	7 2022	8 2023	9 2024	10 2025	
1. Prior.....											
2. 2016.....	5,255	5,255	5,255	5,255	5,255	5,255	5,255	5,255	5,255	5,255	
3. 2017.....	XXX	5,142	5,142	5,142	5,142	5,142	5,142	5,142	5,142	5,142	
4. 2018.....	XXX	XXX	5,558	5,558	5,558	5,558	5,558	5,558	5,558	5,558	
5. 2019.....	XXX	XXX	XXX	6,175	6,175	6,175	6,175	6,175	6,175	6,175	
6. 2020.....	XXX	XXX	XXX	XXX	7,306	7,306	7,306	7,306	7,306	7,306	
7. 2021.....	XXX	XXX	XXX	XXX	XXX	8,659	8,659	8,659	8,659	8,659	
8. 2022.....	XXX	XXX	XXX	XXX	XXX	XXX	9,591	9,591	9,591	9,591	
9. 2023.....	XXX	XXX	XXX	XXX	XXX	XXX	XXX	10,947	10,947	10,947	
10. 2024.....	XXX	XXX	XXX	XXX	XXX	XXX	XXX	XXX	12,392	12,392	
11. 2025.....	XXX	XXX	XXX	XXX	XXX	XXX	XXX	XXX	XXX	13,750	13,750
12. Totals.....	XXX	XXX	XXX	XXX	XXX	XXX	XXX	XXX	XXX	XXX	13,750
13. Earned Premiums (Sch P-Pt. 1)	5,255	5,142	5,558	6,175	7,306	8,659	9,591	10,947	12,392	13,750	XXX

SECTION 2A

Years in Which Premiums Were Earned and Losses Were Incurred	CUMULATIVE PREMIUMS EARNED CEDED AT YEAR END (\$000 OMITTED)										11 Current Year Premiums Earned
	1 2016	2 2017	3 2018	4 2019	5 2020	6 2021	7 2022	8 2023	9 2024	10 2025	
1. Prior.....											
2. 2016.....	4,729	4,729	4,729	4,729	4,729	4,729	4,729	4,729	4,729	4,729	
3. 2017.....	XXX	4,628	4,628	4,628	4,628	4,628	4,628	4,628	4,628	4,628	
4. 2018.....	XXX	XXX	5,002	5,002	5,002	5,002	5,002	5,002	5,002	5,002	
5. 2019.....	XXX	XXX	XXX	5,558	5,558	5,558	5,558	5,558	5,558	5,558	
6. 2020.....	XXX	XXX	XXX	XXX	6,575	6,575	6,575	6,575	6,575	6,575	
7. 2021.....	XXX	XXX	XXX	XXX	XXX	7,793	7,793	7,793	7,793	7,793	
8. 2022.....	XXX	XXX	XXX	XXX	XXX	XXX	8,632	8,632	8,632	8,632	
9. 2023.....	XXX	XXX	XXX	XXX	XXX	XXX	XXX	9,853	9,853	9,853	
10. 2024.....	XXX	XXX	XXX	XXX	XXX	XXX	XXX	XXX	11,153	11,153	
11. 2025.....	XXX	XXX	XXX	XXX	XXX	XXX	XXX	XXX	XXX	12,375	12,375
12. Totals.....	XXX	XXX	XXX	XXX	XXX	XXX	XXX	XXX	XXX	XXX	12,375
13. Earned Premiums (Sch P-Pt. 1)	4,729	4,628	5,002	5,558	6,575	7,793	8,632	9,853	11,153	12,375	XXX

Schedule P - Part 6H - Other Liability - Claims-Made - Section 1B

NONE

Schedule P - Part 6H - Other Liability - Claims-Made - Section 2B

NONE

Schedule P - Part 6M - International - Section 1

NONE

Schedule P - Part 6M - International - Section 2

NONE

Schedule P - Part 6N- Reinsurance A - Nonproportional Assumed Property - Section 1

NONE

Schedule P - Part 6N- Reinsurance A - Nonproportional Assumed Property - Section 2

NONE

Schedule P - Part 6O - Reinsurance B - Nonproportional Liability - Section 1

NONE

Schedule P - Part 6O - Reinsurance B - Nonproportional Assumed Liability - Section 2

NONE

Schedule P - Part 6R - Products Liability - Occurrence - Section 1A

NONE

Schedule P - Part 6R - Products Liability - Occurrence - Section 2A

NONE

Schedule P - Part 6R - Products Liability - Claims-Made - Section 1B

NONE

Schedule P - Part 6R - Products Liability - Claims-Made - Section 2B

NONE

Schedule P - Part 7A - Section 1 - Primary Loss Sensitive Contracts

NONE

Schedule P - Part 7A - Section 2 - Primary Loss Sensitive Contracts

NONE

Schedule P - Part 7A - Section 3 - Primary Loss Sensitive Contracts

N O N E

Schedule P - Part 7A - Section 4 - Primary Loss Sensitive Contracts

N O N E

Schedule P - Part 7A - Section 5 - Primary Loss Sensitive Contracts

N O N E

Schedule P - Part 7B - Section 1 - Reinsurance Loss Sensitive Contracts

N O N E

Schedule P - Part 7B - Section 2 - Reinsurance Loss Sensitive Contracts

N O N E

Schedule P - Part 7B - Section 3 - Reinsurance Loss Sensitive Contracts

N O N E

Schedule P - Part 7B - Section 4 - Reinsurance Loss Sensitive Contracts

N O N E

Schedule P - Part 7B - Section 5 - Reinsurance Loss Sensitive Contracts

N O N E

Schedule P - Part 7B - Section 6 - Reinsurance Loss Sensitive Contracts

N O N E

Schedule P - Part 7B - Section 7 - Reinsurance Loss Sensitive Contracts

N O N E

SCHEDULE P INTERROGATORIES

- 1. The following questions relate to yet-to-be-issued Extended Reporting Endorsements (EREs) arising from Death, Disability, or Retirement (DDR) provisions in Medical Professional Liability Claims Made insurance policies. EREs provided for reasons other than DDR are not to be included.
- 1.1 Does the company issue Medical Professional Liability Claims Made insurance policies that provide tail (also known as an extended reporting endorsement, or "ERE") benefits in the event of Death, Disability, or Retirement (DDR) at a reduced charge or at no additional cost? Yes [] No [X]
If the answer to question 1.1 is "no", leave the following questions blank. If the answer to question 1.1 is "yes", please answer the following questions:
- 1.2 What is the total amount of the reserve for that provision (DDR Reserve), as reported, explicitly or not, elsewhere in this statement (in dollars)? \$
- 1.3 Does the company report any DDR reserve as Unearned Premium Reserve per SSAP #65? Yes [] No [X]
- 1.4 Does the company report any DDR reserve as loss or loss adjustment expense reserve? Yes [] No [X]
- 1.5 If the company reports DDR reserve as Unearned Premium Reserve, does that amount match the figure on the Underwriting and Investment Exhibit, Part 1A - Recapitulation of all Premiums (Page 7) Column 2, Lines 11.1 plus 11.2? Yes [] No [] N/A [X]
- 1.6 If the company reports DDR reserve as loss or loss adjustment expense reserve, please complete the following table corresponding to where these reserves are reported in Schedule P:

Years in Which Premiums Were Earned and Losses Were Incurred		DDR Reserve Included in Schedule P, Part 1F, Medical Professional Liability Column 24: Total Net Losses and Expenses Unpaid	
		1 Section 1: Occurrence	2 Section 2: Claims-Made
1.601	Prior		
1.602	2016		
1.603	2017		
1.604	2018		
1.605	2019		
1.606	2020		
1.607	2021		
1.608	2022		
1.609	2023		
1.610	2024		
1.611	2025		
1.612	Totals		

- 2. The definition of allocated loss adjustment expenses (ALAE) and, therefore, unallocated loss adjustment expenses (ULAE) was changed effective January 1, 1998. This change in definition applies to both paid and unpaid expenses. Are these expenses (now reported as "Defense and Cost Containment" and "Adjusting and Other") reported in compliance with these definitions in this statement? Yes [X] No []
- 3. The Adjusting and Other expense payments and reserves should be allocated to the years in which the losses were incurred based on the number of claims reported, closed and outstanding in those years. When allocating Adjusting and Other expense between companies in a group or a pool, the Adjusting and Other expense should be allocated in the same percentage used for the loss amounts and the claim counts. For reinsurers, Adjusting and Other expense assumed should be reported according to the reinsurance contract. For Adjusting and Other expense incurred by reinsurers, or in those situations where suitable claim count information is not available, Adjusting and Other expense should be allocated by a reasonable method determined by the company and described in Interrogatory 7, below. Are they so reported in this Statement? Yes [X] No []
- 4. Do any lines in Schedule P include reserves that are reported gross of any discount to present value of future payments, and that are reported net of such discounts on Page 10? Yes [] No [X]

If yes, proper disclosure must be made in the Notes to Financial Statements, as specified in the Instructions. Also, the discounts must be reported in Schedule P - Part 1, Columns 32 and 33. Schedule P must be completed gross of non-tabular discounting. Work papers relating to discount calculations must be available for examination upon request.
Discounting is allowed only if expressly permitted by the state insurance department to which this Annual Statement is being filed.

- 5. What were the net premiums in force at the end of the year for:
(in thousands of dollars)
 - 5.1 Fidelity
 - 5.2 Surety

- 6. Claim count information is reported per claim or per claimant (Indicate which)per claimant.....
If not the same in all years, explain in Interrogatory 7.
- 7.1 The information provided in Schedule P will be used by many persons to estimate the adequacy of the current loss and expense reserves, among other things. Are there any especially significant events, coverage, retention or accounting changes that have occurred that must be considered when making such analyses? Yes [] No [X]

7.2 (An extended statement may be attached.)
.....

**SCHEDULE T - PART 2
INTERSTATE COMPACT - EXHIBIT OF PREMIUMS WRITTEN**

Allocated by States and Territories

States, Etc.		Direct Business Only					6 Totals
		1 Life (Group and Individual)	2 Annuities (Group and Individual)	3 Disability Income (Group and Individual)	4 Long-Term Care (Group and Individual)	5 Deposit-Type Contracts	
1. Alabama	AL						
2. Alaska	AK						
3. Arizona	AZ						
4. Arkansas	AR						
5. California	CA						
6. Colorado	CO						
7. Connecticut	CT						
8. Delaware	DE						
9. District of Columbia	DC						
10. Florida	FL						
11. Georgia	GA						
12. Hawaii	HI						
13. Idaho	ID						
14. Illinois	IL						
15. Indiana	IN						
16. Iowa	IA						
17. Kansas	KS						
18. Kentucky	KY						
19. Louisiana	LA						
20. Maine	ME						
21. Maryland	MD						
22. Massachusetts	MA						
23. Michigan	MI						
24. Minnesota	MN						
25. Mississippi	MS						
26. Missouri	MO						
27. Montana	MT						
28. Nebraska	NE						
29. Nevada	NV						
30. New Hampshire	NH						
31. New Jersey	NJ						
32. New Mexico	NM						
33. New York	NY						
34. North Carolina	NC						
35. North Dakota	ND						
36. Ohio	OH						
37. Oklahoma	OK						
38. Oregon	OR						
39. Pennsylvania	PA						
40. Rhode Island	RI						
41. South Carolina	SC						
42. South Dakota	SD						
43. Tennessee	TN						
44. Texas	TX						
45. Utah	UT						
46. Vermont	VT						
47. Virginia	VA						
48. Washington	WA						
49. West Virginia	WV						
50. Wisconsin	WI						
51. Wyoming	WY						
52. American Samoa	AS						
53. Guam	GU						
54. Puerto Rico	PR						
55. U.S. Virgin Islands	VI						
56. Northern Mariana Islands	MP						
57. Canada	CAN						
58. Aggregate other alien	OT						
59. Total							

NONE

ANNUAL STATEMENT FOR THE YEAR 2025 OF THE PROGRESSIVE SELECT INSURANCE COMPANY

SCHEDULE Y

PART 1A - DETAILS OF INSURANCE HOLDING COMPANY SYSTEM

1	2	3	4	5	6	7	8	9	10	11	12	13	14	15	16
Group Code	Group Name	NAIC Company Code	ID Number	Federal RSSD	CIK	Name of Securities Exchange if Publicly Traded (U.S. or International)	Names of Parent, Subsidiaries Or Affiliates	Domiciliary Location	Relationship to Reporting Entity	Directly Controlled by (Name of Entity/Person)	Type of Control (Ownership, Board, Management, Attorney-in-Fact, Influence, Other)	If Control is Ownership Provide Percentage	Ultimate Controlling Entity(ies)/Person(s)	Is an SCA Filing Required? (Yes/No)	*
		00000	34-0963169		0000080661	NYSE	The Progressive Corporation	OH	UIP	Board, Management	Board		The Progressive Corporation	NO	13
.0155	Progressive Insurance Group	27804	95-2676519				Drive Insurance Company	OH	IA	The Progressive Corporation	Ownership	100.000	The Progressive Corporation	NO	13
		00000	83-0371533				Progressive Agency Holdings, Inc.	DE	NIA	The Progressive Corporation	Ownership	100.000	The Progressive Corporation	NO	13
.0155	Progressive Insurance Group	11410	68-0004572				Drive New Jersey Insurance Company	NJ	IA	Progressive Agency Holdings, Inc.	Ownership	100.000	The Progressive Corporation	NO	13
.0155	Progressive Insurance Group	12879	20-4093467				Progressive Commercial Casualty Company	OH	IA	Progressive Agency Holdings, Inc.	Ownership	100.000	The Progressive Corporation	NO	13
.0155	Progressive Insurance Group	24252	34-1094197				Progressive American Insurance Company	OH	IA	Progressive Agency Holdings, Inc.	Ownership	100.000	The Progressive Corporation	NO	13
.0155	Progressive Insurance Group	17350	31-1193945				Progressive Bayside Insurance Company	OH	IA	Progressive Agency Holdings, Inc.	Ownership	100.000	The Progressive Corporation	NO	13
.0155	Progressive Insurance Group	24260	34-6513736				Progressive Casualty Insurance Company	OH	IA	Progressive Agency Holdings, Inc.	Ownership	100.000	The Progressive Corporation	NO	13
		00000	34-1576555				PC Investment Company	DE	NIA	Progressive Casualty Insurance Company	Ownership	100.000	The Progressive Corporation	YES	13
.0155	Progressive Insurance Group	29203	74-1082840				Progressive County Mutual Insurance Company	TX	IA	Progressive Casualty Insurance Company	Management		The Progressive Corporation	NO	123
.0155	Progressive Insurance Group	42412	34-1374634				Progressive Gulf Insurance Company	OH	IA	Progressive Casualty Insurance Company	Ownership	100.000	The Progressive Corporation	YES	13
.0155	Progressive Insurance Group	32786	34-1172685				Progressive Specialty Insurance Company	OH	IA	Progressive Casualty Insurance Company	Ownership	100.000	The Progressive Corporation	YES	13
		00000					Trussville/Cahaba, AL, LLC	OH	NIA	Progressive Specialty Insurance Company	Ownership	100.000	The Progressive Corporation	NO	13
.0155	Progressive Insurance Group	42994	39-1453002				Progressive Classic Insurance Company	WI	IA	Progressive Agency Holdings, Inc.	Ownership	100.000	The Progressive Corporation	NO	13
.0155	Progressive Insurance Group	10067	99-0311930				Progressive Hawaii Insurance Corp.	OH	IA	Progressive Agency Holdings, Inc.	Ownership	100.000	The Progressive Corporation	NO	13
.0155	Progressive Insurance Group	10187	34-1787734				Progressive Michigan Insurance Company	MI	IA	Progressive Agency Holdings, Inc.	Ownership	100.000	The Progressive Corporation	NO	13
.0155	Progressive Insurance Group	35190	93-0935623				Progressive Mountain Insurance Company	OH	IA	Progressive Agency Holdings, Inc.	Ownership	100.000	The Progressive Corporation	NO	13
.0155	Progressive Insurance Group	38628	34-1318335				Progressive Northern Insurance Company	WI	IA	Progressive Agency Holdings, Inc.	Ownership	100.000	The Progressive Corporation	NO	13
.0155	Progressive Insurance Group	42919	91-1187829				Progressive Northwestern Insurance Company	OH	IA	Progressive Agency Holdings, Inc.	Ownership	100.000	The Progressive Corporation	NO	13
.0155	Progressive Insurance Group	37834	34-1287020				Progressive Preferred Insurance Company	OH	IA	Progressive Agency Holdings, Inc.	Ownership	100.000	The Progressive Corporation	NO	13
.0155	Progressive Insurance Group	10050	72-1269745				Progressive Security Insurance Company	LA	IA	Progressive Agency Holdings, Inc.	Ownership	100.000	The Progressive Corporation	NO	13
.0155	Progressive Insurance Group	38784	59-1951700				Progressive Southeastern Insurance Company	IN	IA	Progressive Agency Holdings, Inc.	Ownership	100.000	The Progressive Corporation	NO	13
.0155	Progressive Insurance Group	12302	20-3187886				Progressive Freedom Insurance Company	OH	IA	Progressive Agency Holdings, Inc.	Ownership	100.000	The Progressive Corporation	NO	13
		00000	27-2393886				Progressive Commercial Advantage Agency, Inc.	OH	NIA	Progressive Agency Holdings, Inc.	Ownership	100.000	The Progressive Corporation	NO	13
		00000	20-1583033				Progressive Commercial Holdings, Inc.	DE	NIA	The Progressive Corporation	Ownership	100.000	The Progressive Corporation	NO	13
.0155	Progressive Insurance Group	10194	59-3213819				Artisan and Truckers Casualty Company	WI	IA	Progressive Commercial Holdings, Inc.	Ownership	100.000	The Progressive Corporation	NO	13
.0155	Progressive Insurance Group	10243	06-0281045				National Continental Insurance Company	NY	IA	Progressive Commercial Holdings, Inc.	Ownership	100.000	The Progressive Corporation	NO	13
.0155	Progressive Insurance Group	10193	59-3213719				Progressive Express Insurance Company	OH	IA	Progressive Commercial Holdings, Inc.	Ownership	100.000	The Progressive Corporation	NO	13
.0155	Progressive Insurance Group	11770	36-3298008				United Financial Casualty Company	OH	IA	Progressive Commercial Holdings, Inc.	Ownership	100.000	The Progressive Corporation	NO	13
.0155	Progressive Insurance Group	15643	47-1849658				Blue Hill Specialty Insurance Company Inc.	IL	IA	Progressive Commercial Holdings, Inc.	Ownership	100.000	The Progressive Corporation	NO	13
		00000	35-0160330				Protective Insurance Corporation	IN	NIA	Progressive Commercial Holdings, Inc.	Ownership	100.000	The Progressive Corporation	NO	13
.0155	Progressive Insurance Group	12416	35-6021485				Protective Insurance Company	IN	IA	Protective Insurance Corporation	Ownership	100.000	The Progressive Corporation	NO	13
.0155	Progressive Insurance Group	40460	35-1524574				Sagamore Insurance Company	IN	IA	Protective Insurance Company	Ownership	100.000	The Progressive Corporation	NO	13
.0155	Progressive Insurance Group	13149	26-1865258				Protective Specialty Insurance Company	IN	IA	Protective Insurance Company	Ownership	100.000	The Progressive Corporation	NO	13
		00000	26-0327941				B&L Brokerage Services, Inc.	IN	NIA	Protective Insurance Corporation	Ownership	100.000	The Progressive Corporation	NO	13
		00000	45-3337116				B&L Management, Inc.	DE	NIA	Protective Insurance Corporation	Ownership	100.000	The Progressive Corporation	NO	13
		00000	35-1864904				B&L Insurance Ltd.	BMU	IA	Protective Insurance Corporation	Ownership	100.000	The Progressive Corporation	NO	13
		00000	38-3564766				Transport Specialty Insurance Agency, Inc.	MI	NIA	B&L Brokerage Services, Inc.	Ownership	100.000	The Progressive Corporation	NO	13
		00000	83-0371538				Progressive Direct Holdings, Inc.	DE	UDP	The Progressive Corporation	Ownership	100.000	The Progressive Corporation	NO	13
.0155	Progressive Insurance Group	44180	23-2599971				Mountain Laurel Assurance Company	OH	IA	Progressive Direct Holdings, Inc.	Ownership	100.000	The Progressive Corporation	NO	13
.0155	Progressive Insurance Group	11851	62-0484104				Progressive Advanced Insurance Company	OH	IA	Progressive Direct Holdings, Inc.	Ownership	100.000	The Progressive Corporation	NO	13
		00000	58-1772717				Progressive Auto Pro Insurance Agency, Inc.	FL	NIA	Progressive Direct Holdings, Inc.	Ownership	100.000	The Progressive Corporation	NO	13
.0155	Progressive Insurance Group	44288	62-1444848				Progressive Choice Insurance Company	OH	IA	Progressive Direct Holdings, Inc.	Ownership	100.000	The Progressive Corporation	NO	13
.0155	Progressive Insurance Group	16322	34-1524319				Progressive Direct Insurance Company	OH	IA	Progressive Direct Holdings, Inc.	Ownership	100.000	The Progressive Corporation	NO	13
		00000					Gadsden, AL, LLC	OH	NIA	Progressive Direct Insurance Company	Ownership	100.000	The Progressive Corporation	NO	13
.0155	Progressive Insurance Group	14800	22-2404709				Progressive Garden State Insurance Company	NJ	IA	Progressive Direct Holdings, Inc.	Ownership	100.000	The Progressive Corporation	NO	13
.0155	Progressive Insurance Group	37605	33-0350911				Progressive Marathon Insurance Company	MI	IA	Progressive Direct Holdings, Inc.	Ownership	100.000	The Progressive Corporation	NO	13
.0155	Progressive Insurance Group	24279	34-0472535				Progressive Max Insurance Company	OH	IA	Progressive Direct Holdings, Inc.	Ownership	100.000	The Progressive Corporation	NO	13

ANNUAL STATEMENT FOR THE YEAR 2025 OF THE PROGRESSIVE SELECT INSURANCE COMPANY

SCHEDULE Y

PART 1A - DETAILS OF INSURANCE HOLDING COMPANY SYSTEM

1	2	3	4	5	6	7	8	9	10	11	12	13	14	15	16
Group Code	Group Name	NAIC Company Code	ID Number	Federal RSSD	CIK	Name of Securities Exchange if Publicly Traded (U.S. or International)	Names of Parent, Subsidiaries Or Affiliates	Domiciliary Location	Relationship to Reporting Entity	Directly Controlled by (Name of Entity/Person)	Type of Control (Ownership, Board, Management, Attorney-in-Fact, Influence, Other)	If Control is Ownership Provide Percentage	Ultimate Controlling Entity(ies)/Person(s)	Is an SCA Filing Required? (Yes/No)	*
.0155	Progressive Insurance Group	44695	86-0686869				Progressive Paloverde Insurance Company	IN	IA	Progressive Direct Holdings, Inc.	Ownership	100.000	The Progressive Corporation	NO	13
.0155	Progressive Insurance Group	21735	36-3789786				Progressive Premier Insurance Company of Illinois	OH	IA	Progressive Direct Holdings, Inc.	Ownership	100.000	The Progressive Corporation	NO	13
.0155	Progressive Insurance Group	10192	59-3213815				Progressive Select Insurance Company	OH	RE	Progressive Direct Holdings, Inc.	Ownership	100.000	The Progressive Corporation	NO	13
		00000	34-1804869				Progressive Advantage Agency, Inc.	OH	NIA	Progressive Direct Holdings, Inc.	Ownership	100.000	The Progressive Corporation	NO	13
.0155	Progressive Insurance Group	21727	36-3789787				Progressive Universal Insurance Company	WI	IA	Progressive Direct Holdings, Inc.	Ownership	100.000	The Progressive Corporation	NO	13
.0155	Progressive Insurance Group	16816	84-4920049				Progressive Life Insurance Company	OH	IA	The Progressive Corporation	Ownership	100.000	The Progressive Corporation	NO	13
		00000	99-0311966				Garden Sun Insurance Services, Inc.	HI	NIA	The Progressive Corporation	Ownership	100.000	The Progressive Corporation	NO	13
		00000	95-2706008				Pacific Motor Club	CA	NIA	The Progressive Corporation	Ownership	100.000	The Progressive Corporation	NO	13
		00000	11-3203413				PROGNW Agency, Inc.	NY	NIA	The Progressive Corporation	Ownership	100.000	The Progressive Corporation	NO	13
		00000	34-1574447				Progressive Adjusting Company, Inc.	OH	NIA	The Progressive Corporation	Ownership	100.000	The Progressive Corporation	NO	13
		00000	13-3673368				Progressive Capital Management Corp.	NY	NIA	The Progressive Corporation	Ownership	100.000	The Progressive Corporation	NO	13
		00000	34-1378861				Progressive Investment Company, Inc.	DE	NIA	The Progressive Corporation	Ownership	100.000	The Progressive Corporation	NO	13
		00000	34-6530101				Progressive Premium Budget, Inc.	OH	NIA	The Progressive Corporation	Ownership	100.000	The Progressive Corporation	NO	13
		00000	34-1574448				Progressive RSC, Inc.	OH	NIA	The Progressive Corporation	Ownership	100.000	The Progressive Corporation	NO	13
		00000	84-3633213				358 Ventures, Inc.	OH	NIA	The Progressive Corporation	Ownership	100.000	The Progressive Corporation	NO	13
		00000	20-2702408				Progressive Vehicle Service Company	OH	NIA	The Progressive Corporation	Ownership	100.000	The Progressive Corporation	NO	13
		00000	51-0295493				Village Transport Corp.	DE	NIA	The Progressive Corporation	Ownership	100.000	The Progressive Corporation	NO	13
		00000	34-1324270				Wilson Mills Land Co.	OH	NIA	The Progressive Corporation	Ownership	100.000	The Progressive Corporation	NO	13
		00000	87-4036792				Progressive Next Inc.	DE	NIA	The Progressive Corporation	Ownership	100.000	The Progressive Corporation	NO	13
		00000	59-3491541				ARX Holding Corp.	DE	NIA	The Progressive Corporation	Ownership	100.000	The Progressive Corporation	NO	135
.0155	Progressive Insurance Group	11072	56-2512990				ASI Home Insurance Corp.	FL	IA	ARX Holding Corp.	Ownership	100.000	The Progressive Corporation	NO	13
.0155	Progressive Insurance Group	13142	26-1996532				ASI Preferred Insurance Corp.	FL	IA	ARX Holding Corp.	Ownership	100.000	The Progressive Corporation	NO	13
.0155	Progressive Insurance Group	10872	59-3459912				American Strategic Insurance Corp.	IN	IA	ARX Holding Corp.	Ownership	100.000	The Progressive Corporation	NO	13
.0155	Progressive Insurance Group	11059	75-2904629				ASI Lloyds	TX	IA	ASI Lloyds, Inc.	Management		The Progressive Corporation	NO	134
.0155	Progressive Insurance Group	12196	20-1284676				ASI Assurance Corp.	FL	IA	ARX Holding Corp.	Ownership	100.000	The Progressive Corporation	NO	13
.0155	Progressive Insurance Group	14042	27-3421622				ASI Select Insurance Corp.	IN	IA	ARX Holding Corp.	Ownership	100.000	The Progressive Corporation	NO	13
		00000	59-3621835				ASI Lloyds, Inc.	TX	NIA	ARX Holding Corp.	Ownership	100.000	The Progressive Corporation	NO	13
		00000	11-3644072				Sunshine Security Insurance Agency, Inc.	FL	NIA	ARX Holding Corp.	Ownership	100.000	The Progressive Corporation	NO	13
		00000	59-3602626				ASI Underwriters Corp.	FL	NIA	ARX Holding Corp.	Ownership	100.000	The Progressive Corporation	NO	13
.0155	Progressive Insurance Group	13038	26-1142659				Progressive Property Insurance Company	LA	IA	ARX Holding Corp.	Ownership	100.000	The Progressive Corporation	NO	13
		00000	81-1112584				ASI Select Auto Insurance Corp.	CA	NIA	ARX Holding Corp.	Ownership	100.000	The Progressive Corporation	NO	13
		00000	47-4504370				PropertyPlus Insurance Agency, Inc.	DE	NIA	ARX Holding Corp.	Ownership	100.000	The Progressive Corporation	NO	13

Asterisk	Explanation
1	Schedule Y Part 1A is a common schedule for all companies of The Progressive Corporation, however column 10 requires specific relationship information relative to the reporting entity.
2	Progressive County Mutual Insurance Company is a Texas county mutual insurance company that is managed, but not owned by Progressive Casualty Insurance Company.
3	None of the companies that are part of The Progressive Corporation are Federally chartered or insured institutions and therefore, do not have Federal RSSD numbers.
4	ASI Lloyds is a Texas Lloyds insurance company that is managed, but not owned by ASI Lloyds, Inc.
5	Effective November 19, 2024 ARK Royal Underwriters, LLC was administratively dissolved.

ANNUAL STATEMENT FOR THE YEAR 2025 OF THE PROGRESSIVE SELECT INSURANCE COMPANY

SCHEDULE Y

PART 2 - SUMMARY OF INSURER'S TRANSACTIONS WITH ANY AFFILIATES

1	2	3	4	5	6	7	8	9	10	11	12	13
NAIC Company Code	ID Number	Names of Insurers and Parent, Subsidiaries or Affiliates	Shareholder Dividends	Capital Contributions	Purchases, Sales or Exchanges of Loans, Securities, Real Estate, Mortgage Loans or Other Investments	Income/ (Disbursements) Incurred in Connection with Guarantees or Undertakings for the Benefit of any Affiliate(s)	Management Agreements and Service Contracts	Income/ (Disbursements) Incurred Under Reinsurance Agreements	*	Any Other Material Activity Not in the Ordinary Course of the Insurer's Business	Totals	Reinsurance Recoverable/ (Payable) on Losses and/or Reserve Credit Taken/(Liability)
	34-0963169	The Progressive Corporation		(25,000,000)			3,079,887,038				3,054,887,038	
	83-0371533	Progressive Agency Holdings, Inc.	5,549,000,000								5,549,000,000	
24260	34-6513736	Progressive Casualty Insurance Company	(2,623,000,000)		204,373,781		10,090,219,240	2,159,683,352	*		9,831,276,373	(10,207,759,638)
24252	34-1094197	Progressive American Insurance Company	(103,000,000)		102,782,881		(29,380,962)		*		(29,598,081)	
32786	34-1172685	Progressive Specialty Insurance Company	(341,582,745)	192,745	336,480,160		(99,106,510)	(7,701)	*		(104,024,051)	
38784	59-1951700	Progressive Southeastern Insurance Company	(18,000,000)		17,951,245		(13,708,141)	(2,199)	*		(13,759,095)	
38628	34-1318335	Progressive Northern Insurance Company	(724,000,000)		715,037,072		(171,139,840)		*		(180,102,768)	
37834	34-1287020	Progressive Preferred Insurance Company	(349,000,000)		344,520,821		(86,200,075)	(455)	*		(90,679,709)	
42412	34-1374634	Progressive Gulf Insurance Company	(112,000,000)		111,696,517		(26,403,555)	(3,543)	*		(26,710,581)	
42919	91-1187829	Progressive Northwestern Insurance Company	(724,000,000)		715,662,732		(172,055,135)	(1,883)	*		(180,394,286)	
42994	39-1453002	Progressive Classic Insurance Company	(174,000,000)		172,272,395		(41,772,353)		*		(43,499,958)	
17350	31-1193845	Progressive Bayside Insurance Company	(18,000,000)		17,951,245		(7,232,045)		*		(7,280,800)	
35190	93-0935623	Progressive Mountain Insurance Company	(50,000,000)				(12,047,111)	(3,767)	*		(62,050,878)	
10187	34-1787734	Progressive Michigan Insurance Company	(165,000,000)		163,003,350		(55,362,768)	(832)	*		(57,360,250)	
29203	74-1082840	Progressive County Mutual Insurance Company					(103,938,479)	(1,824,272,448)			(1,928,210,927)	7,655,695,015
10050	72-1269745	Progressive Security Insurance Company	(20,500,000)				(96,269,593)	(177,609,035)			(294,378,628)	519,052,255
11410	68-0004572	Drive New Jersey Insurance Company					(127,919,862)	(84,273,416)			(212,193,278)	1,298,331,335
10067	99-0311930	Progressive Hawaii Insurance Corp.	(98,500,000)		98,281,837		(103,343,804)	(765)			(103,562,732)	
12302	20-3187886	Progressive Freedom Insurance Company	(28,000,000)				(5,720,154)		*		(33,720,154)	
12879	20-4093467	Progressive Commercial Casualty Company					(61,805)				(61,805)	
	20-5716113	Trussville/Cahaba, AL, LLC	(417,255)	(192,745)							(610,000)	
	83-0371538	Progressive Direct Holdings, Inc.	3,043,000,000	(70,000,000)							2,973,000,000	
16322	34-1524319	Progressive Direct Insurance Company	(2,450,000,000)	(2,835,000)	2,440,034,206		(6,924,815,467)	721,818,359	*		(6,215,797,902)	(5,707,976,229)
24279	34-0472535	Progressive Max Insurance Company	(185,000,000)		182,519,719		(67,908,060)	1,247	*		(70,387,094)	12,283
44695	86-0686869	Progressive Paloverde Insurance Company					(7,809,526)	(4,903)	*		(7,814,429)	
21735	36-3789786	Progressive Premier Insurance Company of Illinois					(19,726,869)		*		(19,726,869)	
21727	36-3789787	Progressive Universal Insurance Company	(80,000,000)		79,412,701		(48,752,992)		*		(49,340,291)	
37605	33-0350911	Progressive Marathon Insurance Company	(125,000,000)		123,213,396		(67,614,206)		*		(69,400,810)	
10192	59-3213815	Progressive Select Insurance Company	(75,000,000)		74,198,368		(1,442,191,787)	(635,442,997)			(2,078,436,416)	4,188,506,532
44288	62-1444848	Progressive Choice Insurance Company		20,000,000			(4,245,369)		*		15,754,631	
11851	62-0484104	Progressive Advanced Insurance Company	(25,000,000)		24,932,285		(48,037,010)		*		(48,104,725)	
14800	22-2404709	Progressive Garden State Insurance Company		50,000,000			(435,847,109)	(86,375,362)			(472,222,471)	1,519,469,697
44180	23-2599971	Mountain Laurel Assurance Company	(103,000,000)		102,832,994		(213,042,772)				(213,209,778)	
	20-5716047	Gadsden, AL, LLC		2,835,000							2,835,000	
	20-1583033	Progressive Commercial Holdings, Inc.	914,500,000								914,500,000	
11770	36-3298008	United Financial Casualty Company	(817,000,000)		808,959,035		(1,098,600,311)	737,017,665			(369,623,611)	(4,548,317,645)
10243	06-0281045	National Continental Insurance Company					(9,307,672)	36,979			(9,270,693)	5,076,419
10194	59-3213819	Artisan and Truckers Casualty Company	(22,000,000)		21,940,411		(252,591,290)	(158,330,018)			(410,980,897)	1,722,615,836
10193	59-3213719	Progressive Express Insurance Company	(75,500,000)		74,275,648		(213,519,548)	(486,393,174)			(701,137,074)	2,039,216,066

ANNUAL STATEMENT FOR THE YEAR 2025 OF THE PROGRESSIVE SELECT INSURANCE COMPANY

SCHEDULE Y

PART 2 - SUMMARY OF INSURER'S TRANSACTIONS WITH ANY AFFILIATES

1	2	3	4	5	6	7	8	9	10	11	12	13
NAIC Company Code	ID Number	Names of Insurers and Parent, Subsidiaries or Affiliates	Shareholder Dividends	Capital Contributions	Purchases, Sales or Exchanges of Loans, Securities, Real Estate, Mortgage Loans or Other Investments	Income/ (Disbursements) Incurred in Connection with Guarantees or Undertakings for the Benefit of any Affiliate(s)	Management Agreements and Service Contracts	Income/ (Disbursements) Incurred Under Reinsurance Agreements	*	Any Other Material Activity Not in the Ordinary Course of the Insurer's Business	Totals	Reinsurance Recoverable/ (Payable) on Losses and/or Reserve Credit Taken/(Liability)
15643	47-1849658	Blue Hill Specialty Insurance Company Inc.					(58,644,871)	(92,455,090)			(151,099,961)	786,485,743
	34-1576555	PC Investment Company					314,166				314,166	
	34-1378861	Progressive Investment Company, Inc.			(7,811,050,537)		(371,129)				(7,811,421,666)	
	13-3673368	Progressive Capital Management Corp.					18,279,628				18,279,628	
	34-1804869	Progressive Advantage Agency, Inc.					(504,382,111)				(504,382,111)	
	27-2393886	Progressive Commercial Advantage Agency, Inc.					(1,631,317)				(1,631,317)	
	34-1574447	Progressive Adjusting Company, Inc.					(153,404)				(153,404)	
	51-0295493	Village Transport Corp.					1,045,900				1,045,900	
16816	84-4920049	Progressive Life Insurance Company		18,000,000			(12,313,383)				5,686,617	
27804	95-2676519	Drive Insurance Company		7,000,000			(109,732,404)	(73,571,856)			(176,304,260)	729,592,331
	84-3633213	358 Ventures, Inc.					(83,251)				(83,251)	
	87-4036792	Progressive Next Inc.					(12,791,631)				(12,791,631)	
	59-3491541	ARX Holding Corp.	645,000,000	266,000,000			(2)				910,999,998	
10872	59-3459912	American Strategic Insurance Corp.	(535,000,000)	(175,000,000)	704,895,322		(409,396,638)	127,437,889	*		(287,063,427)	(191,670,526)
11059	75-2904629	ASI Lloyds	(84,000,000)	(56,000,000)	139,352,874		(40,304,001)	(3,605,951)	*		(44,557,078)	
13038	26-1142659	Progressive Property Insurance Company	(16,000,000)				(4,445,633)	(1,679,828)	*		(22,125,461)	
12196	20-1284676	ASI Assurance Corp.					(1,669,194)	(124,591)	*		(1,793,785)	
11072	56-2512990	ASI Home Insurance Corp.	(10,000,000)				(10,342,443)	(487,548)	*		(20,829,991)	
13142	26-1996532	ASI Preferred Insurance Corp.		(35,000,000)	34,469,542		10,382,945	(140,111,852)			(130,259,365)	191,670,526
14042	27-3421622	ASI Select Insurance Corp.					(16,601,986)	(891,948)	*		(17,493,934)	
	11-3644072	Sunshine Security Insurance Agency Inc.					(84,562)				(84,562)	
	35-0160330	Protective Insurance Corporation		(225,000,000)			(147,601)				(225,147,601)	
12416	35-6021485	Protective Insurance Company		225,000,000			(9,384,300)	(8,546,002)			207,069,698	(815,766)
40460	35-1524574	Sagamore Insurance Company					(6,249,616)	6,989,962			740,346	906,553
13149	26-1865258	Protective Specialty Insurance Company					(2,200,829)	1,843,126			(357,703)	(765,001)
	35-1864904	B&L Insurance Ltd.						19,368,585			19,368,585	674,214
	26-0327941	B&L Brokerage Services, Inc.					6,476,694				6,476,694	
	45-3337116	B&L Management, Inc.					(3,125)				(3,125)	
9999999	Control Totals								XXX			

ANNUAL STATEMENT FOR THE YEAR 2025 OF THE PROGRESSIVE SELECT INSURANCE COMPANY

24260	Progressive Casualty Insurance Company	49.00%	16322	Progressive Direct Insurance Company	77.00%
24252	Progressive American Insurance Company	2.00%	24279	Progressive Max Insurance Company	6.00%
32786	Progressive Specialty Insurance Company	7.00%	21735	Progressive Premier Insurance Company of Illinois	2.00%
38784	Progressive Southeastern Insurance Company	1.00%	21727	Progressive Universal Insurance Company	4.00%
38628	Progressive Northern Insurance Company	12.00%	37605	Progressive Marathon Insurance Company	6.00%
37834	Progressive Preferred Insurance Company	6.00%	44695	Progressive Paloverde Insurance Company	0.50%
42412	Progressive Gulf Insurance Company	2.00%	11851	Progressive Advanced Insurance Company	4.00%
42919	Progressive Northwestern Insurance Company	12.00%	44288	Progressive Choice Insurance Company	0.50%
42994	Progressive Classic Insurance Company	3.00%			
17350	Progressive Bayside Insurance Company	0.50%	10872	American Strategic Insurance Corp	76.50%
35190	Progressive Mountain Insurance Company	1.00%	11059	ASI Lloyds	17.00%
10187	Progressive Michigan Insurance Company	4.00%	11072	ASI Home Insurance Corp	2.00%
12302	Progressive Freedom Insurance Company	0.50%	14042	ASI Select Insurance Corp	2.00%
			13038	Progressive Property Insurance Company	2.00%
			12196	ASI Assurance Corp	0.50%

Detailed Explanation

For the above listed companies, see Annual Statement Footnote 26 for further information.

ANNUAL STATEMENT FOR THE YEAR 2025 OF THE PROGRESSIVE SELECT INSURANCE COMPANY

SCHEDULE Y

PART 3 - ULTIMATE CONTROLLING PARTY AND LISTING OF OTHER U.S. INSURANCE GROUPS OR ENTITIES UNDER THAT ULTIMATE CONTROLLING PARTY'S CONTROL

1	2	3	4	5	6	7	8
Insurers in Holding Company	Owners with Greater Than 10% Ownership	Ownership Percentage Column 2 of Column 1	Granted Disclaimer of Control/ Affiliation of Column 2 Over Column 1 (Yes/No)	Ultimate Controlling Party	U.S. Insurance Groups or Entities Controlled by Column 5	Ownership Percentage (Column 5 of Column 6)	Granted Disclaimer of Control/ Affiliation of Column 5 Over Column 6 (Yes/No)
Progressive Casualty Insurance Company	Progressive Agency Holdings, Inc.	100.000	NO	The Progressive Corporation	Progressive Insurance Group	100.000	NO
Progressive American Insurance Company	Progressive Agency Holdings, Inc.	100.000	NO	The Progressive Corporation	Progressive Insurance Group	100.000	NO
Progressive Specialty Insurance Company	Progressive Casualty Insurance Company	100.000	NO	The Progressive Corporation	Progressive Insurance Group	100.000	NO
Progressive Southeastern Insurance Company	Progressive Agency Holdings, Inc.	100.000	NO	The Progressive Corporation	Progressive Insurance Group	100.000	NO
Progressive Northern Insurance Company	Progressive Agency Holdings, Inc.	100.000	NO	The Progressive Corporation	Progressive Insurance Group	100.000	NO
Progressive Preferred Insurance Company	Progressive Agency Holdings, Inc.	100.000	NO	The Progressive Corporation	Progressive Insurance Group	100.000	NO
Progressive Gulf Insurance Company	Progressive Casualty Insurance Company	100.000	NO	The Progressive Corporation	Progressive Insurance Group	100.000	NO
Progressive Northwestern Insurance Company	Progressive Agency Holdings, Inc.	100.000	NO	The Progressive Corporation	Progressive Insurance Group	100.000	NO
Progressive Classic Insurance Company	Progressive Agency Holdings, Inc.	100.000	NO	The Progressive Corporation	Progressive Insurance Group	100.000	NO
Progressive Bayside Insurance Company	Progressive Agency Holdings, Inc.	100.000	NO	The Progressive Corporation	Progressive Insurance Group	100.000	NO
Progressive Mountain Insurance Company	Progressive Agency Holdings, Inc.	100.000	NO	The Progressive Corporation	Progressive Insurance Group	100.000	NO
Progressive Michigan Insurance Company	Progressive Agency Holdings, Inc.	100.000	NO	The Progressive Corporation	Progressive Insurance Group	100.000	NO
Progressive County Mutual Insurance Company			NO	The Progressive Corporation	Progressive Insurance Group	100.000	NO
Drive Insurance Company	The Progressive Corporation	100.000	NO	The Progressive Corporation	Progressive Insurance Group	100.000	NO
Progressive Security Insurance Company	Progressive Agency Holdings, Inc.	100.000	NO	The Progressive Corporation	Progressive Insurance Group	100.000	NO
Drive New Jersey Insurance Company	Progressive Agency Holdings, Inc.	100.000	NO	The Progressive Corporation	Progressive Insurance Group	100.000	NO
Progressive Hawaii Insurance Corp.	Progressive Agency Holdings, Inc.	100.000	NO	The Progressive Corporation	Progressive Insurance Group	100.000	NO
Progressive Freedom Insurance Company	Progressive Agency Holdings, Inc.	100.000	NO	The Progressive Corporation	Progressive Insurance Group	100.000	NO
Progressive Commercial Casualty Company	Progressive Agency Holdings, Inc.	100.000	NO	The Progressive Corporation	Progressive Insurance Group	100.000	NO
Progressive Direct Insurance Company	Progressive Direct Holdings, Inc.	100.000	NO	The Progressive Corporation	Progressive Insurance Group	100.000	NO
Progressive Max Insurance Company	Progressive Direct Holdings, Inc.	100.000	NO	The Progressive Corporation	Progressive Insurance Group	100.000	NO
Progressive Paloverde Insurance Company	Progressive Direct Holdings, Inc.	100.000	NO	The Progressive Corporation	Progressive Insurance Group	100.000	NO
Progressive Premier Insurance Company of Illinois	Progressive Direct Holdings, Inc.	100.000	NO	The Progressive Corporation	Progressive Insurance Group	100.000	NO
Progressive Universal Insurance Company	Progressive Direct Holdings, Inc.	100.000	NO	The Progressive Corporation	Progressive Insurance Group	100.000	NO
Progressive Marathon Insurance Company	Progressive Direct Holdings, Inc.	100.000	NO	The Progressive Corporation	Progressive Insurance Group	100.000	NO
Progressive Select Insurance Company	Progressive Direct Holdings, Inc.	100.000	NO	The Progressive Corporation	Progressive Insurance Group	100.000	NO
Progressive Choice Insurance Company	Progressive Direct Holdings, Inc.	100.000	NO	The Progressive Corporation	Progressive Insurance Group	100.000	NO
Progressive Advanced Insurance Company	Progressive Direct Holdings, Inc.	100.000	NO	The Progressive Corporation	Progressive Insurance Group	100.000	NO
Progressive Garden State Insurance Company	Progressive Direct Holdings, Inc.	100.000	NO	The Progressive Corporation	Progressive Insurance Group	100.000	NO
Mountain Laurel Assurance Company	Progressive Direct Holdings, Inc.	100.000	NO	The Progressive Corporation	Progressive Insurance Group	100.000	NO
United Financial Casualty Company	Progressive Commercial Holdings, Inc.	100.000	NO	The Progressive Corporation	Progressive Insurance Group	100.000	NO
National Continental Insurance Company	Progressive Commercial Holdings, Inc.	100.000	NO	The Progressive Corporation	Progressive Insurance Group	100.000	NO
Artisan and Truckers Casualty Company	Progressive Commercial Holdings, Inc.	100.000	NO	The Progressive Corporation	Progressive Insurance Group	100.000	NO
Progressive Express Insurance Company	Progressive Commercial Holdings, Inc.	100.000	NO	The Progressive Corporation	Progressive Insurance Group	100.000	NO
Blue Hill Specialty Insurance Company Inc.	Progressive Commercial Holdings, Inc.	100.000	NO	The Progressive Corporation	Progressive Insurance Group	100.000	NO
American Strategic Insurance Corp	ARX Holding Corp.	100.000	NO	The Progressive Corporation	Progressive Insurance Group	100.000	NO
ASI Lloyds			NO	The Progressive Corporation	Progressive Insurance Group	100.000	NO
Progressive Property Insurance Company	ARX Holding Corp.	100.000	NO	The Progressive Corporation	Progressive Insurance Group	100.000	NO
ASI Assurance Corp	ARX Holding Corp.	100.000	NO	The Progressive Corporation	Progressive Insurance Group	100.000	NO
ASI Home Insurance Corp	ARX Holding Corp.	100.000	NO	The Progressive Corporation	Progressive Insurance Group	100.000	NO
ASI Preferred Insurance Corp	ARX Holding Corp.	100.000	NO	The Progressive Corporation	Progressive Insurance Group	100.000	NO
ASI Select Insurance Corp	ARX Holding Corp.	100.000	NO	The Progressive Corporation	Progressive Insurance Group	100.000	NO
Protective Insurance Company	Protective Insurance Corporation	100.000	NO	The Progressive Corporation	Progressive Insurance Group	100.000	NO
	Progressive Commercial Holdings, Inc.	100.000	NO	The Progressive Corporation	Progressive Insurance Group	100.000	NO
Sagamore Insurance Company	Protective Insurance Company	100.000	NO	The Progressive Corporation	Progressive Insurance Group	100.000	NO

ANNUAL STATEMENT FOR THE YEAR 2025 OF THE PROGRESSIVE SELECT INSURANCE COMPANY

SCHEDULE Y

PART 3 - ULTIMATE CONTROLLING PARTY AND LISTING OF OTHER U.S. INSURANCE GROUPS OR ENTITIES UNDER THAT ULTIMATE CONTROLLING PARTY'S CONTROL

1 Insurers in Holding Company	2 Owners with Greater Than 10% Ownership	3 Ownership Percentage Column 2 of Column 1	4 Granted Disclaimer of Control/ Affiliation of Column 2 Over Column 1 (Yes/No)	5 Ultimate Controlling Party	6 U.S. Insurance Groups or Entities Controlled by Column 5	7 Ownership Percentage (Column 5 of Column 6)	8 Granted Disclaimer of Control/ Affiliation of Column 5 Over Column 6 (Yes/No)
Protective Specialty Insurance Company	Protective Insurance Company	100.000 NO.....	The Progressive Corporation	Progressive Insurance Group	100.000 NO.....
Progressive Life Insurance Company	The Progressive Corporation	100.000 NO.....	The Progressive Corporation	Progressive Insurance Group	100.000 NO.....

**ANNUAL STATEMENT FOR THE YEAR 2025 OF THE PROGRESSIVE SELECT INSURANCE COMPANY
SUPPLEMENTAL EXHIBITS AND SCHEDULES INTERROGATORIES**

REQUIRED FILINGS

The following supplemental reports are required to be filed as part of your statement filing unless specifically waived by the domiciliary state. However, in the event that your domiciliary state waives the filing requirement, your response of **WAIVED** to the specific interrogatory will be accepted in lieu of filing a "NONE" report and a bar code will be printed below. If the supplement is required of your company but is not being filed for whatever reason enter **SEE EXPLANATION** and provide an explanation following the interrogatory questions.

	<u>Responses</u>
MARCH FILING	
1. Will an Actuarial Opinion be filed by March 1?	YES
2. Will the Supplemental Compensation Exhibit be filed with the state of domicile by March 1?	YES
3. Will the confidential Risk-based Capital Report be filed with the NAIC by March 1?	YES
4. Will the confidential Risk-based Capital Report be filed with the state of domicile, if required by March 1?	YES
APRIL FILING	
5. Will the Insurance Expense Exhibit be filed with the state of domicile and the NAIC by April 1?	YES
6. Will Management's Discussion and Analysis be filed by April 1?	YES
7. Will the Supplemental Investment Risk Interrogatories be filed by April 1?	YES
MAY FILING	
8. Will this company be included in a combined annual statement which is filed with the NAIC by May 1?	YES
JUNE FILING	
9. Will an Audited Financial Report be filed by June 1?	YES
10. Will Accountant's Letter of Qualifications be filed with the state of domicile and electronically with the NAIC by June 1?	YES

SUPPLEMENTAL FILINGS

The following supplemental reports are required to be filed as part of your annual statement filing **if your company is engaged in the type of business covered by the supplement. However, in the event that your company does not transact the type of business for which the special report must be filed, your response of NO to the specific interrogatory will be accepted in lieu of filing a "NONE" report and a bar code will be printed below.** If the supplement is required of your company but is not being filed for whatever reason enter **SEE EXPLANATION** and provide an explanation following the interrogatory questions.

MARCH FILING	
11. Will Schedule SIS (Stockholder Information Supplement) be filed with the state of domicile by March 1?	NO
12. Will the Financial Guaranty Insurance Exhibit be filed by March 1?	NO
13. Will the Medicare Supplement Insurance Experience Exhibit be filed with the state of domicile and the NAIC by March 1?	NO
14. Will Supplement A to Schedule T (Medical Professional Liability Supplement) be filed by March 1?	NO
15. Will the Trusteed Surplus Statement be filed with the state of domicile and the NAIC by March 1?	NO
16. Will the Premiums Attributed to Protected Cells Exhibit be filed by March 1?	NO
17. Will the Reinsurance Summary Supplemental Filing for General Interrogatory 9 be filed with the state of domicile and the NAIC by March 1? ...	NO
18. Will the Medicare Part D Coverage Supplement be filed with the state of domicile and the NAIC by March 1?	NO
19. Will the confidential Actuarial Opinion Summary be filed with the state of domicile, if required, by March 15 (or the date otherwise specified)?..	YES
20. Will the Reinsurance Attestation Supplement be filed with the state of domicile and the NAIC by March 1?	YES
21. Will the Exceptions to the Reinsurance Attestation Supplement be filed with the state of domicile by March 1?	NO
22. Will the Bail Bond Supplement be filed with the state of domicile and the NAIC by March 1?	NO
23. Will the Director and Officer Insurance Coverage Supplement be filed with the state of domicile and the NAIC by March 1?	NO
24. Will an approval from the reporting entity's state of domicile for relief related to the five-year rotation requirement for lead audit partner be filed electronically with the NAIC by March 1?	NO
25. Will an approval from the reporting entity's state of domicile for relief related to the one-year cooling off period for independent CPA be filed electronically with the NAIC by March 1?	NO
26. Will an approval from the reporting entity's state of domicile for relief related to the Requirements for Audit Committees be filed electronically with the NAIC by March 1?	NO
27. Will the Supplemental Schedule for Reinsurance Counterparty Reporting Exception - Asbestos and Pollution Contracts be filed with the state of domicile and the NAIC by March 1?	NO
28. Will the Exhibit of Other Liabilities by Lines of Business be filed with the state of domicile and the NAIC by March 1?	YES
29. Will the Market Conduct Annual Statement (MCAS) Premium Exhibit for Year be filed with appropriate jurisdictions and with the NAIC by March 1?	YES
APRIL FILING	
30. Will the Credit Insurance Experience Exhibit be filed with the state of domicile and the NAIC by April 1?	NO
31. Will the Long-term Care Experience Reporting Forms be filed with the state of domicile and the NAIC by April 1?	NO
32. Will the Accident and Health Policy Experience Exhibit be filed by April 1?	NO
33. Will the Supplemental Health Care Exhibit (Parts 1 and 2) be filed with the state of domicile and the NAIC by April 1?	NO
34. Will the Cybersecurity Insurance Coverage Supplement be filed with the state of domicile and the NAIC by April 1?	NO
35. Will the Life, Health & Annuity Guaranty Association Assessable Premium Exhibit - Parts 1 and 2 be filed with the state of domicile and the NAIC by April 1?	NO
36. Will the Private Flood Insurance Supplement be filed with the state of domicile and the NAIC by April 1?	NO
37. Will the Mortgage Guaranty Insurance Exhibit be filed with the state of domicile and the NAIC by April 1?	NO
AUGUST FILING	
38. Will Management's Report of Internal Control Over Financial Reporting be filed with the state of domicile by August 1?	YES

Explanations:

- 11.
- 12.
- 13.
- 14.
- 15.
- 16.
- 17.
- 18.
- 21.
- 22.
- 23.
- 24.
- 25.
- 26.
- 27.
- 30.
- 31.
- 32.
- 33.
- 34.
- 35.
- 36.
- 37.

Bar Codes:

11. SIS Stockholder Information Supplement [Document Identifier 420]



12. Financial Guaranty Insurance Exhibit [Document Identifier 240]



13. Medicare Supplement Insurance Experience Exhibit [Document Identifier 360]



14. Supplement A to Schedule T [Document Identifier 455]




















15. Trusteed Surplus Statement [Document Identifier 490]



16. Premiums Attributed to Protected Cells Exhibit [Document Identifier 385]



SUPPLEMENTAL EXHIBITS AND SCHEDULES INTERROGATORIES

- 17. Reinsurance Summary Supplemental Filing [Document Identifier 401] 
- 18. Medicare Part D Coverage Supplement [Document Identifier 365] 
- 21. Exceptions to the Reinsurance Attestation Supplement [Document Identifier 400] 
- 22. Bail Bond Supplement [Document Identifier 500] 
- 23. Director and Officer Insurance Coverage Supplement [Document Identifier 505] 
- 24. Relief from the five-year rotation requirement for lead audit partner [Document Identifier 224] 
- 25. Relief from the one-year cooling off period for independent CPA [Document Identifier 225] 
- 26. Relief from the Requirements for Audit Committees [Document Identifier 226] 
- 27. Reinsurance Counterparty Reporting Exception – Asbestos and Pollution Contracts [Document Identifier 555] 
- 30. Credit Insurance Experience Exhibit [Document Identifier 230] 
- 31. Long-Term Care Experience Reporting Forms [Document Identifier 306] 
- 32. Accident and Health Policy Experience Exhibit [Document Identifier 210] 
- 33. Supplemental Health Care Exhibit (Parts 1 and 2) [Document Identifier 216] 
- 34. Cybersecurity Insurance Coverage Supplement [Document Identifier 550] 
- 35. Life, Health & Annuity Guaranty Association Assessable Premium Exhibit - Parts 1 and 2 [Document Identifier 290] 
- 36. Private Flood Insurance Supplement [Document Identifier 560] 
- 37. Will the Mortgage Guaranty Insurance Exhibit [Document Identifier 565] 

NONE



SUPPLEMENT FOR THE YEAR 2025 OF THE PROGRESSIVE SELECT INSURANCE COMPANY

EXHIBIT OF OTHER LIABILITIES BY LINES OF BUSINESS

AS REPORTED ON LINE 17 OF THE EXHIBIT OF PREMIUMS AND LOSSES

(To Be Filed by March 1)

NAIC Group Code 0155

NAIC Company Code 10192

	Direct Business Only			
	Prior Year	Current Year		
	1 Written Premium	2 Written Premium	3 Losses Paid (deducting salvage)	4 Losses Unpaid (Case Base)
1. Completed operations				
2. Errors & omissions (E&O)				
3. Directors & officers (D&O)				
4. Environmental liability	183,140	187,971	13,482	
5. Excess workers' compensation				
6. Commercial excess & umbrella				
7. Personal umbrella				
8. Employment liability				
9. Aggregate write-ins for facilities & premises (CGL)	10,631,289	11,843,351	5,456,447	1,995,627
10. Internet & cyber liability				
11. Aggregate write-ins for other	2,237,142	2,287,575	106,000	291,732
12. Total ASL 17 - other liability (sum of lines 1 through 11)	13,051,571	14,318,897	5,575,929	2,287,359
DETAILS OF WRITE-INS				
0901. Comprehensive Personal Liability				
0902. Premises and Operations Liability	867,117	859,642	139,218	67,579
0903. Commercial General Liability	9,764,172	10,983,709	5,317,229	1,928,048
0998. Summary of remaining write-ins for Line 9 from overflow page				
0999. Totals (Lines 0901 through 0903 plus 0998)(Line 9 above)	10,631,289	11,843,351	5,456,447	1,995,627
1101. Boaters	2,234,970	2,285,021	106,000	291,732
1102. Motorist	2,113	2,477		
1103. Other	59	77		
1198. Summary of remaining write-ins for Line 11 from overflow page				
1199. Totals (Lines 1101 through 1103 plus 1198)(Line 11 above)	2,237,142	2,287,575	106,000	291,732

OVERFLOW PAGE FOR WRITE-INS

Additional Write-ins for Exhibit of Other Liabilities by Lines of Business Line 9

	Direct Business Only			
	Prior Year	Current Year		
	1	2	3	4
	Written Premium	Written Premium	Losses Paid (deducting salvage)	Losses Unpaid (Case Base)
0904.				
0997. Summary of remaining write-ins for Line 9 from overflow page				

Additional Write-ins for Exhibit of Other Liabilities by Lines of Business Line 11

	Direct Business Only			
	Prior Year	Current Year		
	1	2	3	4
	Written Premium	Written Premium	Losses Paid (deducting salvage)	Losses Unpaid (Case Base)
1104.				
1197. Summary of remaining write-ins for Line 11 from overflow page				



**SUPPLEMENT FOR THE YEAR 2025 OF THE PROGRESSIVE SELECT INSURANCE COMPANY
 MARKET CONDUCT ANNUAL STATEMENT (MCAS) PREMIUM EXHIBIT FOR YEAR**

For The Year Ended December 31, 2025
 (To Be Filed by March 1)

FOR THE STATE OF: California

NAIC Group Code 0155

NAIC Company Code 10192

MCAS LINE OF BUSINESS	MCAS Reportable Premium/Considerations (Yes/No)
1. Disability income	
2. Health	
3. Homeowners	NO
4. Individual annuity	
5. Individual life	
6. Lender-placed home and auto	
7. Long-term care	
8. Other health	
9. Private flood	
10. Private passenger auto	YES
11. Short-term limited duration health plans	
12. Travel	
13. Pet insurance plans	NO



**SUPPLEMENT FOR THE YEAR 2025 OF THE PROGRESSIVE SELECT INSURANCE COMPANY
 MARKET CONDUCT ANNUAL STATEMENT (MCAS) PREMIUM EXHIBIT FOR YEAR**

For The Year Ended December 31, 2025
 (To Be Filed by March 1)

FOR THE STATE OF: Florida

NAIC Group Code 0155

NAIC Company Code 10192

MCAS LINE OF BUSINESS	MCAS Reportable Premium/Considerations (Yes/No)
1. Disability income	
2. Health	
3. Homeowners	NO
4. Individual annuity	
5. Individual life	
6. Lender-placed home and auto	
7. Long-term care	
8. Other health	
9. Private flood	
10. Private passenger auto	YES
11. Short-term limited duration health plans	
12. Travel	
13. Pet insurance plans	YES



SUPPLEMENT FOR THE YEAR 2025 OF THE PROGRESSIVE SELECT INSURANCE COMPANY
MARKET CONDUCT ANNUAL STATEMENT (MCAS) PREMIUM EXHIBIT FOR YEAR

For The Year Ended December 31, 2025
 (To Be Filed by March 1)

FOR THE STATE OF: Maryland

NAIC Group Code 0155

NAIC Company Code 10192

MCAS LINE OF BUSINESS	MCAS Reportable Premium/Considerations (Yes/No)
1. Disability income	
2. Health	
3. Homeowners	NO
4. Individual annuity	
5. Individual life	
6. Lender-placed home and auto	
7. Long-term care	
8. Other health	
9. Private flood	
10. Private passenger auto	YES
11. Short-term limited duration health plans	
12. Travel	
13. Pet insurance plans	NO