



# HEALTH ANNUAL STATEMENT

FOR THE YEAR ENDED DECEMBER 31, 2025  
OF THE CONDITION AND AFFAIRS OF THE

## Molina Healthcare of Ohio, Inc.

NAIC Group Code 1531 1531 NAIC Company Code 12334 Employer's ID Number 20-0750134  
(Current) (Prior)

Organized under the Laws of Ohio, State of Domicile or Port of Entry OH

Country of Domicile United States of America

Licensed as business type: Health Maintenance Organization

Is HMO Federally Qualified? Yes [ ] No [ X ]

Incorporated/Organized 11/19/2003 Commenced Business 10/24/2005

Statutory Home Office 3000 Corporate Exchange Drive, Columbus, OH, US 43231  
(Street and Number) (City or Town, State, Country and Zip Code)

Main Administrative Office 3000 Corporate Exchange Drive  
(Street and Number)  
Columbus, OH, US 43231, 888-562-5442  
(City or Town, State, Country and Zip Code) (Area Code) (Telephone Number)

Mail Address 3000 Corporate Exchange Drive, Columbus, OH, US 43231  
(Street and Number or P.O. Box) (City or Town, State, Country and Zip Code)

Primary Location of Books and Records 3000 Corporate Exchange Drive  
(Street and Number)  
Columbus, OH, US 43231, 888-562-5442  
(City or Town, State, Country and Zip Code) (Area Code) (Telephone Number)

Internet Website Address www.molinahealthcare.com

Statutory Statement Contact Aarati M Mehta, 614-540-3488  
(Name) (Area Code) (Telephone Number)  
aarati.mehta@molinahealthcare.com,  
(E-mail Address) (FAX Number)

### OFFICERS

President Ami Lee Cole Secretary Jeffrey Don Barlow  
Chief Financial Officer Cassie Lynn Lighton

### OTHER

### DIRECTORS OR TRUSTEES

Mark William Bloom M.D. John Patrick Sivori Ami Lee Cole

State of Ohio SS  
County of Franklin

The officers of this reporting entity being duly sworn, each depose and say that they are the described officers of said reporting entity, and that on the reporting period stated above, all of the herein described assets were the absolute property of the said reporting entity, free and clear from any liens or claims thereon, except as herein stated, and that this statement, together with related exhibits, schedules and explanations therein contained, annexed or referred to, is a full and true statement of all the assets and liabilities and of the condition and affairs of the said reporting entity as of the reporting period stated above, and of its income and deductions therefrom for the period ended, and have been completed in accordance with the NAIC Annual Statement Instructions and Accounting Practices and Procedures manual except to the extent that: (1) state law may differ; or, (2) that state rules or regulations require differences in reporting not related to accounting practices and procedures, according to the best of their information, knowledge and belief, respectively. Furthermore, the scope of this attestation by the described officers also includes the related corresponding electronic filing with the NAIC, when required, that is an exact copy (except for formatting differences due to electronic filing) of the enclosed statement. The electronic filing may be requested by various regulators in lieu of or in addition to the enclosed statement.

Ami Lee Cole  
Ami Lee Cole  
President

Cassie Lynn Lighton  
Cassie Lynn Lighton  
Chief Financial Officer

Jeffrey Don Barlow  
Jeffrey Don Barlow  
Secretary

Subscribed and sworn to before me this  
22nd day of January, 2026



Linda A. Gulley

- a. Is this an original filing? ..... Yes [ X ] No [ ]  
b. If no,  
1. State the amendment number.....  
2. Date filed .....  
3. Number of pages attached.....



# HEALTH ANNUAL STATEMENT

FOR THE YEAR ENDED DECEMBER 31, 2025  
OF THE CONDITION AND AFFAIRS OF THE

## Molina Healthcare of Ohio, Inc.

NAIC Group Code 1531 1531 NAIC Company Code 12334 Employer's ID Number 20-0750134  
(Current) (Prior)

Organized under the Laws of Ohio, State of Domicile or Port of Entry OH

Country of Domicile United States of America

Licensed as business type: Health Maintenance Organization

Is HMO Federally Qualified? Yes [ ] No [ X ]

Incorporated/Organized 11/19/2003 Commenced Business 10/24/2005

Statutory Home Office 3000 Corporate Exchange Drive, Columbus, OH, US 43231  
(Street and Number) (City or Town, State, Country and Zip Code)

Main Administrative Office 3000 Corporate Exchange Drive  
(Street and Number)  
Columbus, OH, US 43231 888-562-5442  
(City or Town, State, Country and Zip Code) (Area Code) (Telephone Number)

Mail Address 3000 Corporate Exchange Drive, Columbus, OH, US 43231  
(Street and Number or P.O. Box) (City or Town, State, Country and Zip Code)

Primary Location of Books and Records 3000 Corporate Exchange Drive  
(Street and Number)  
Columbus, OH, US 43231 888-562-5442  
(City or Town, State, Country and Zip Code) (Area Code) (Telephone Number)

Internet Website Address www.molinahealthcare.com

Statutory Statement Contact Aarati M Mehta, 614-540-3488  
(Name) (Area Code) (Telephone Number)  
aarati.mehta@molinahealthcare.com,  
(E-mail Address) (FAX Number)

### OFFICERS

President Ami Lee Cole Secretary Jeffrey Don Barlow  
Chief Financial Officer Cassie Lynn Lighton

### OTHER

### DIRECTORS OR TRUSTEES

Mark William Bloom M.D. John Patrick Sivori Ami Lee Cole

State of Ohio SS  
County of Franklin

The officers of this reporting entity being duly sworn, each depose and say that they are the described officers of said reporting entity, and that on the reporting period stated above, all of the herein described assets were the absolute property of the said reporting entity, free and clear from any liens or claims thereon, except as herein stated, and that this statement, together with related exhibits, schedules and explanations therein contained, annexed or referred to, is a full and true statement of all the assets and liabilities and of the condition and affairs of the said reporting entity as of the reporting period stated above, and of its income and deductions therefrom for the period ended, and have been completed in accordance with the NAIC Annual Statement Instructions and Accounting Practices and Procedures manual except to the extent that: (1) state law may differ; or, (2) that state rules or regulations require differences in reporting not related to accounting practices and procedures, according to the best of their information, knowledge and belief, respectively. Furthermore, the scope of this attestation by the described officers also includes the related corresponding electronic filing with the NAIC, when required, that is an exact copy (except for formatting differences due to electronic filing) of the enclosed statement. The electronic filing may be requested by various regulators in lieu of or in addition to the enclosed statement.

Ami Lee Cole  
President

Cassie Lynn Lighton  
Chief Financial Officer

Jeffrey Don Barlow  
Secretary

Subscribed and sworn to before me this \_\_\_\_\_ day of \_\_\_\_\_

- a. Is this an original filing? ..... Yes [ X ] No [ ]  
b. If no,  
1. State the amendment number.....  
2. Date filed .....  
3. Number of pages attached.....

A notary public or other officer completing this certificate verifies only the identity of the individual who signed the document to which this certificate is attached, and not the truthfulness, accuracy, or validity of that document.

State of California  
County of Sacramento

Subscribed and sworn to (or affirmed) before me on this 29th  
day of January, 2026, by Jeff Barlow

proved to me on the basis of satisfactory evidence to be the  
person(s) who appeared before me.



(Seal)

Signature Sandra Moses

**ASSETS**

	Current Year			Prior Year
	1 Assets	2 Nonadmitted Assets	3 Net Admitted Assets (Cols. 1 - 2)	4 Net Admitted Assets
1. Bonds (Schedule D) .....	366,631,759		366,631,759	440,552,851
2. Stocks (Schedule D):				
2.1 Preferred stocks .....				
2.2 Common stocks .....				
3. Mortgage loans on real estate (Schedule B):				
3.1 First liens .....				
3.2 Other than first liens .....				
4. Real estate (Schedule A):				
4.1 Properties occupied by the company (less \$ encumbrances) .....				
4.2 Properties held for the production of income (less \$ ..... encumbrances) .....				
4.3 Properties held for sale (less \$ encumbrances) .....				
5. Cash (\$ ..... 27,233,087 , Schedule E - Part 1), cash equivalents (\$ ..... 17,804,883 , Schedule E - Part 2) and short-term investments (\$ ..... 156,201 , Schedule DA) .....	45,194,171		45,194,171	107,152,942
6. Contract loans, (including \$ ..... premium notes) .....				
7. Derivatives (Schedule DB) .....				
8. Other invested assets (Schedule BA) .....				
9. Receivables for securities .....				
10. Securities lending reinvested collateral assets (Schedule DL) .....				
11. Aggregate write-ins for invested assets .....				
12. Subtotals, cash and invested assets (Lines 1 to 11) .....	411,825,930		411,825,930	547,705,793
13. Title plants less \$ ..... charged off (for Title insurers only) .....				
14. Investment income due and accrued .....	3,484,168		3,484,168	3,810,175
15. Premiums and considerations:				
15.1 Uncollected premiums and agents' balances in the course of collection .....	73,620,100		73,620,100	65,634,539
15.2 Deferred premiums, agents' balances and installments booked but deferred and not yet due (including \$ ..... earned but unbilled premiums) .....				
15.3 Accrued retrospective premiums (\$ ..... 3,203,154 ) and contracts subject to redetermination (\$ ..... 145,721,998 ) .....	148,925,152		148,925,152	144,654,817
16. Reinsurance:				
16.1 Amounts recoverable from reinsurers .....	1,780,428		1,780,428	
16.2 Funds held by or deposited with reinsured companies .....				
16.3 Other amounts receivable under reinsurance contracts .....				
17. Amounts receivable relating to uninsured plans .....	5,572,808		5,572,808	5,915,040
18.1 Current federal and foreign income tax recoverable and interest thereon .....	15,334,508		15,334,508	1,510,963
18.2 Net deferred tax asset .....	21,695,909	563,221	21,132,688	17,271,292
19. Guaranty funds receivable or on deposit .....				
20. Electronic data processing equipment and software .....				
21. Furniture and equipment, including health care delivery assets (\$ ..... ) .....	491,674	491,674		
22. Net adjustment in assets and liabilities due to foreign exchange rates .....				
23. Receivables from parent, subsidiaries and affiliates .....				
24. Health care (\$ ..... 70,690,358 ) and other amounts receivable .....	156,593,255	85,902,897	70,690,358	67,863,901
25. Aggregate write-ins for other-than-invested assets .....	679,724	622,447	57,277	45,594
26. Total assets excluding Separate Accounts, Segregated Accounts and Protected Cell Accounts (Lines 12 to 25) .....	840,003,656	87,580,239	752,423,417	854,412,114
27. From Separate Accounts, Segregated Accounts and Protected Cell Accounts .....				
28. Total (Lines 26 and 27)	840,003,656	87,580,239	752,423,417	854,412,114
<b>DETAILS OF WRITE-INS</b>				
1101. ....				
1102. ....				
1103. ....				
1198. Summary of remaining write-ins for Line 11 from overflow page .....				
1199. Totals (Lines 1101 through 1103 plus 1198)(Line 11 above)				
2501. Prepaids, deposits, and other assets .....	622,447	622,447		
2502. Prepaid state income tax .....	57,277		57,277	45,594
2503. ....				
2598. Summary of remaining write-ins for Line 25 from overflow page .....				
2599. Totals (Lines 2501 through 2503 plus 2598)(Line 25 above)	679,724	622,447	57,277	45,594

**LIABILITIES, CAPITAL AND SURPLUS**

	Current Year			Prior Year
	1	2	3	4
	Covered	Uncovered	Total	Total
1. Claims unpaid (less \$ ..... reinsurance ceded) .....	295,587,982	5,725,061	301,313,043	280,283,291
2. Accrued medical incentive pool and bonus amounts .....	30,467,354		30,467,354	33,640,462
3. Unpaid claims adjustment expenses.....	1,717,100	39,344	1,756,444	1,565,168
4. Aggregate health policy reserves, including the liability of \$ ..... 2,866,972 for medical loss ratio rebate per the Public Health Service Act .....	35,300,598		35,300,598	69,953,107
5. Aggregate life policy reserves.....				
6. Property/casualty unearned premium reserves.....				
7. Aggregate health claim reserves.....				
8. Premiums received in advance.....	8,178,480		8,178,480	4,764,364
9. General expenses due or accrued.....	58,859,358		58,859,358	68,144,739
10.1 Current federal and foreign income tax payable and interest thereon (including \$ ..... on realized capital gains (losses)) ..				
10.2 Net deferred tax liability.....				
11. Ceded reinsurance premiums payable.....				
12. Amounts withheld or retained for the account of others.....				
13. Remittances and items not allocated.....				
14. Borrowed money (including \$ ..... current) and interest thereon \$ ..... (including \$ ..... current).....				
15. Amounts due to parent, subsidiaries and affiliates.....	13,217,800		13,217,800	10,054,011
16. Derivatives.....				
17. Payable for securities.....				
18. Payable for securities lending .....				
19. Funds held under reinsurance treaties (with \$ ..... authorized reinsurers, \$ ..... unauthorized reinsurers and \$ ..... certified reinsurers).....				
20. Reinsurance in unauthorized and certified (\$ ..... ) companies .....				
21. Net adjustments in assets and liabilities due to foreign exchange rates .....				
22. Liability for amounts held under uninsured plans.....	2,249,500		2,249,500	2,161,919
23. Aggregate write-ins for other liabilities (including \$ ..... 11,234,133 current).....	11,234,133		11,234,133	19,867,762
24. Total liabilities (Lines 1 to 23).....	456,812,305	5,764,405	462,576,710	490,434,823
25. Aggregate write-ins for special surplus funds.....	XXX	XXX		
26. Common capital stock.....	XXX	XXX	1,500	1,500
27. Preferred capital stock.....	XXX	XXX		
28. Gross paid in and contributed surplus.....	XXX	XXX	82,888,500	82,888,500
29. Surplus notes.....	XXX	XXX		
30. Aggregate write-ins for other-than-special surplus funds.....	XXX	XXX		
31. Unassigned funds (surplus).....	XXX	XXX	206,956,707	281,087,291
32. Less treasury stock, at cost:				
32.1 ..... shares common (value included in Line 26 \$ ..... ).....	XXX	XXX		
32.2 ..... shares preferred (value included in Line 27 \$ ..... ).....	XXX	XXX		
33. Total capital and surplus (Lines 25 to 31 minus Line 32).....	XXX	XXX	289,846,707	363,977,291
34. Total liabilities, capital and surplus (Lines 24 and 33)	XXX	XXX	752,423,417	854,412,114
<b>DETAILS OF WRITE-INS</b>				
2301. Amounts due to government agencies .....	8,863,941		8,863,941	16,224,424
2302. Member premium due .....	32,385		32,385	19,381
2303. Due to Reinsurer .....				214,501
2398. Summary of remaining write-ins for Line 23 from overflow page .....	2,337,807		2,337,807	3,409,456
2399. Totals (Lines 2301 through 2303 plus 2398)(Line 23 above)	11,234,133		11,234,133	19,867,762
2501. ....	XXX	XXX		
2502. ....	XXX	XXX		
2503. ....	XXX	XXX		
2598. Summary of remaining write-ins for Line 25 from overflow page .....	XXX	XXX		
2599. Totals (Lines 2501 through 2503 plus 2598)(Line 25 above)	XXX	XXX		
3001. ....	XXX	XXX		
3002. ....	XXX	XXX		
3003. ....	XXX	XXX		
3098. Summary of remaining write-ins for Line 30 from overflow page .....	XXX	XXX		
3099. Totals (Lines 3001 through 3003 plus 3098)(Line 30 above)	XXX	XXX		

**STATEMENT OF REVENUE AND EXPENSES**

	Current Year		Prior Year
	1 Uncovered	2 Total	3 Total
1. Member months.....	XXX	4,135,964	4,189,612
2. Net premium income ( including \$ ..... non-health premium income) .....	XXX	3,279,147,832	3,158,215,305
3. Change in unearned premium reserves and reserve for rate credits .....	XXX	37,967,328	14,703,742
4. Fee-for-service (net of \$ ..... medical expenses) .....	XXX		
5. Risk revenue .....	XXX		
6. Aggregate write-ins for other health care related revenues .....	XXX		
7. Aggregate write-ins for other non-health revenues .....	XXX		
8. Total revenues (Lines 2 to 7) .....	XXX	3,317,115,160	3,172,919,047
<b>Hospital and Medical:</b>			
9. Hospital/medical benefits .....		1,985,837,477	1,875,898,647
10. Other professional services .....		274,618,698	255,099,740
11. Outside referrals .....	61,366,661	128,533,151	90,154,417
12. Emergency room and out-of-area .....		149,564,821	115,618,265
13. Prescription drugs .....		141,372,130	78,198,207
14. Aggregate write-ins for other hospital and medical.....			
15. Incentive pool, withhold adjustments and bonus amounts .....		11,287,786	26,861,785
16. Subtotal (Lines 9 to 15) .....	61,366,661	2,691,214,063	2,441,831,061
<b>Less:</b>			
17. Net reinsurance recoveries .....		3,856,330	995,749
18. Total hospital and medical (Lines 16 minus 17) .....	61,366,661	2,687,357,733	2,440,835,312
19. Non-health claims (net) .....			
20. Claims adjustment expenses, including \$ ..... 111,392,741 cost containment expenses ....		129,969,647	117,721,397
21. General administrative expenses .....		331,223,642	324,816,850
22. Increase in reserves for life and accident and health contracts (including \$ ..... increase in reserves for life only) .....			
23. Total underwriting deductions (Lines 18 through 22).....	61,366,661	3,148,551,022	2,883,373,559
24. Net underwriting gain or (loss) (Lines 8 minus 23) .....	XXX	168,564,138	289,545,488
25. Net investment income earned (Exhibit of Net Investment Income, Line 17) .....		25,182,898	26,297,255
26. Net realized capital gains (losses) less capital gains tax of \$ ..... 23,615 .....		88,838	(73,453)
27. Net investment gains (losses) (Lines 25 plus 26) .....		25,271,736	26,223,802
28. Net gain or (loss) from agents' or premium balances charged off [(amount recovered \$ ..... ) (amount charged off \$ ..... )] .....			
29. Aggregate write-ins for other income or expenses .....		333,371	(1,336,389)
30. Net income or (loss) after capital gains tax and before all other federal income taxes (Lines 24 plus 27 plus 28 plus 29) .....	XXX	194,169,245	314,432,901
31. Federal and foreign income taxes incurred .....	XXX	41,483,685	64,792,937
32. Net income (loss) (Lines 30 minus 31) .....	XXX	152,685,560	249,639,964
<b>DETAILS OF WRITE-INS</b>			
0601. ....	XXX		
0602. ....	XXX		
0603. ....	XXX		
0698. Summary of remaining write-ins for Line 6 from overflow page .....	XXX		
0699. Totals (Lines 0601 through 0603 plus 0698)(Line 6 above) .....	XXX		
0701. ....	XXX		
0702. ....	XXX		
0703. ....	XXX		
0798. Summary of remaining write-ins for Line 7 from overflow page .....	XXX		
0799. Totals (Lines 0701 through 0703 plus 0798)(Line 7 above) .....	XXX		
1401. ....			
1402. ....			
1403. ....			
1498. Summary of remaining write-ins for Line 14 from overflow page .....			
1499. Totals (Lines 1401 through 1403 plus 1498)(Line 14 above) .....			
2901. Fines and penalties .....		333,371	(1,336,389)
2902. ....			
2903. ....			
2998. Summary of remaining write-ins for Line 29 from overflow page .....			
2999. Totals (Lines 2901 through 2903 plus 2998)(Line 29 above) .....		333,371	(1,336,389)

**STATEMENT OF REVENUE AND EXPENSES (Continued)**

	1 Current Year	2 Prior Year
<b>CAPITAL AND SURPLUS ACCOUNT</b>		
33. Capital and surplus prior reporting year.....	363,977,291	396,097,831
34. Net income or (loss) from Line 32 .....	152,685,560	249,639,964
35. Change in valuation basis of aggregate policy and claim reserves .....		
36. Change in net unrealized capital gains (losses) less capital gains tax of \$ ..... 17,168 .....	64,581	23,983
37. Change in net unrealized foreign exchange capital gain or (loss) .....		
38. Change in net deferred income tax .....	3,942,046	4,335,381
39. Change in nonadmitted assets .....	(15,822,772)	(26,119,868)
40. Change in unauthorized and certified reinsurance .....		
41. Change in treasury stock .....		
42. Change in surplus notes .....		
43. Cumulative effect of changes in accounting principles.....		
44. Capital Changes:		
44.1 Paid in .....		
44.2 Transferred from surplus (stock dividend).....		
44.3 Transferred to surplus.....		
45. Surplus adjustments:		
45.1 Paid in .....		
45.2 Transferred to capital (stock dividend) .....		
45.3 Transferred from capital .....		
46. Dividends to stockholders .....	(215,000,000)	(260,000,000)
47. Aggregate write-ins for gains or (losses) in surplus .....		
48. Net change in capital and surplus (Lines 34 to 47) .....	(74,130,585)	(32,120,540)
49. Capital and surplus end of reporting period (Line 33 plus 48)	289,846,707	363,977,291
<b>DETAILS OF WRITE-INS</b>		
4701. ....		
4702. ....		
4703. ....		
4798. Summary of remaining write-ins for Line 47 from overflow page .....		
4799. Totals (Lines 4701 through 4703 plus 4798)(Line 47 above)		

ANNUAL STATEMENT FOR THE YEAR 2025 OF THE Molina Healthcare of Ohio, Inc.

**CASH FLOW**

	1	2
	Current Year	Prior Year
<b>Cash from Operations</b>		
1. Premiums collected net of reinsurance .....	3,266,273,392	3,217,474,119
2. Net investment income .....	24,726,902	25,293,540
3. Miscellaneous income .....		
4. Total (Lines 1 through 3) .....	3,291,000,294	3,242,767,659
5. Benefit and loss related payments .....	2,690,978,040	2,445,485,769
6. Net transfers to Separate Accounts, Segregated Accounts and Protected Cell Accounts .....		
7. Commissions, expenses paid and aggregate write-ins for deductions .....	.470,740,937	.430,673,621
8. Dividends paid to policyholders .....		
9. Federal and foreign income taxes paid (recovered) net of \$ ..... 23,615 tax on capital gains (losses) .....	55,330,845	55,278,881
10. Total (Lines 5 through 9) .....	3,217,049,822	2,931,438,271
11. Net cash from operations (Line 4 minus Line 10) .....	73,950,472	311,329,388
<b>Cash from Investments</b>		
12. Proceeds from investments sold, matured or repaid:		
12.1 Bonds .....	.204,571,583	80,080,269
12.2 Stocks .....		
12.3 Mortgage loans .....		
12.4 Real estate .....		
12.5 Other invested assets .....		
12.6 Net gains or (losses) on cash, cash equivalents and short-term investments .....	(134)	
12.7 Miscellaneous proceeds .....		
12.8 Total investment proceeds (Lines 12.1 to 12.7) .....	.204,571,449	80,080,269
13. Cost of investments acquired (long-term only exclude cash equivalents and short-term investments):		
13.1 Bonds .....	.129,674,151	84,423,828
13.2 Stocks .....		
13.3 Mortgage loans .....		
13.4 Real estate .....		
13.5 Other invested assets .....		
13.6 Miscellaneous applications .....		
13.7 Total investments acquired (Lines 13.1 to 13.6) .....	129,674,151	84,423,828
14. Net increase/(decrease) in contract loans and premium notes .....		
15. Net cash from investments (Line 12.8 minus Line 13.7 minus Line 14) .....	74,897,298	(4,343,559)
<b>Cash from Financing and Miscellaneous Sources</b>		
16. Cash provided (applied):		
16.1 Surplus notes, capital notes .....		
16.2 Capital and paid in surplus, less treasury stock .....		
16.3 Borrowed funds .....		
16.4 Net deposits on deposit-type contracts and other insurance liabilities .....		
16.5 Dividends to stockholders .....	215,000,000	260,000,000
16.6 Other cash provided (applied) .....	4,193,459	(1,547,966)
17. Net cash from financing and miscellaneous sources (Lines 16.1 to 16.4 minus Line 16.5 plus Line 16.6) .....	(210,806,541)	(261,547,966)
<b>RECONCILIATION OF CASH, CASH EQUIVALENTS AND SHORT-TERM INVESTMENTS</b>		
18. Net change in cash, cash equivalents and short-term investments (Line 11, plus Lines 15 and 17) .....	(61,958,771)	45,437,863
19. Cash, cash equivalents and short-term investments:		
19.1 Beginning of year .....	107,152,942	61,715,079
19.2 End of year (Line 18 plus Line 19.1) .....	45,194,171	107,152,942

Note: Supplemental disclosures of cash flow information for non-cash transactions:

--	--	--

ANNUAL STATEMENT FOR THE YEAR 2025 OF THE Molina Healthcare of Ohio, Inc.  
**ANALYSIS OF OPERATIONS BY LINES OF BUSINESS**

	1 Total	Comprehensive (Hospital & Medical)		4 Medicare Supplement	5 Vision Only	6 Dental Only	7 Federal Employees Health Benefits Plan	8 Title XVIII Medicare	9 Title XIX Medicaid	10 Credit A&H	11 Disability Income	12 Long-Term Care	13 Other Health	14 Other Non-Health
		2 Individual	3 Group											
1. Net premium income .....	3,279,147,832	528,007,256						342,380,834	2,408,759,742					
2. Change in unearned premium reserves and reserve for rate credit .....	37,967,328	9,029,356						7,298,072	21,639,900					
3. Fee-for-service (net of \$ medical expenses) .....														XXX
4. Risk revenue .....														XXX
5. Aggregate write-ins for other health care related revenues .....														XXX
6. Aggregate write-ins for other non-health care related revenues .....		XXX	XXX	XXX	XXX	XXX	XXX	XXX	XXX	XXX	XXX	XXX	XXX	XXX
7. Total revenues (Lines 1 to 6) .....	3,317,115,160	537,036,612						349,678,906	2,430,399,642					
8. Hospital/medical benefits .....	1,985,837,477	262,694,433						181,983,510	1,541,159,534					XXX
9. Other professional services .....	274,618,698	269,701						6,158,920	268,190,077					XXX
10. Outside referrals .....	128,533,151	54,347,787						11,882,151	62,303,213					XXX
11. Emergency room and out-of-area .....	149,564,821	45,032,625						24,507,111	80,025,085					XXX
12. Prescription drugs .....	141,372,130	79,490,478						60,371,956	1,509,696					XXX
13. Aggregate write-ins for other hospital and medical incentive pool, withhold adjustments and bonus amounts .....	11,287,786	(2,535)						20,823	11,269,498					XXX
15. Subtotal (Lines 8 to 14) .....	2,691,214,063	441,832,489						284,924,471	1,964,457,103					XXX
16. Net reinsurance recoveries .....	3,856,330							2,315,614	1,540,716					XXX
17. Total medical and hospital (Lines 15 minus 16) .....	2,687,357,733	441,832,489						282,608,857	1,962,916,387					XXX
18. Non-health claims (net) .....		XXX	XXX	XXX	XXX	XXX	XXX	XXX	XXX	XXX	XXX	XXX	XXX	
19. Claims adjustment expenses including \$ 111,392,741 cost containment expenses .....	129,969,647	18,711,445						20,592,893	90,665,309					
20. General administrative expenses .....	331,223,642	79,626,828						16,903,395	234,693,419					
21. Increase in reserves for accident and health contracts .....														XXX
22. Increase in reserves for life contracts .....		XXX	XXX	XXX	XXX	XXX	XXX	XXX	XXX	XXX	XXX	XXX	XXX	
23. Total underwriting deductions (Lines 17 to 22) .....	3,148,551,022	540,170,762						320,105,145	2,288,275,115					
24. Net underwriting gain or (loss) (Line 7 minus Line 23) .....	168,564,138	(3,134,150)						29,573,761	142,124,527					
DETAILS OF WRITE-INS														
0501. ....														XXX
0502. ....														XXX
0503. ....														XXX
0598. Summary of remaining write-ins for Line 5 from overflow page .....														XXX
0599. Totals (Lines 0501 through 0503 plus 0598) (Line 5 above) .....														XXX
0601. ....		XXX	XXX	XXX	XXX	XXX	XXX	XXX	XXX	XXX	XXX	XXX	XXX	XXX
0602. ....		XXX	XXX	XXX	XXX	XXX	XXX	XXX	XXX	XXX	XXX	XXX	XXX	XXX
0603. ....		XXX	XXX	XXX	XXX	XXX	XXX	XXX	XXX	XXX	XXX	XXX	XXX	XXX
0698. Summary of remaining write-ins for Line 6 from overflow page .....		XXX	XXX	XXX	XXX	XXX	XXX	XXX	XXX	XXX	XXX	XXX	XXX	XXX
0699. Totals (Lines 0601 through 0603 plus 0698) (Line 6 above) .....		XXX	XXX	XXX	XXX	XXX	XXX	XXX	XXX	XXX	XXX	XXX	XXX	XXX
1301. ....														XXX
1302. ....														XXX
1303. ....														XXX
1398. Summary of remaining write-ins for Line 13 from overflow page .....														XXX
1399. Totals (Lines 1301 through 1303 plus 1398) (Line 13 above) .....														XXX

ANNUAL STATEMENT FOR THE YEAR 2025 OF THE Molina Healthcare of Ohio, Inc.

**UNDERWRITING AND INVESTMENT EXHIBIT**

**PART 1 - PREMIUMS**

Line of Business	1 Direct Business	2 Reinsurance Assumed	3 Reinsurance Ceded	4 Net Premium Income (Cols. 1 + 2 - 3)
1. Comprehensive (hospital and medical) individual .....	528,007,256			528,007,256
2. Comprehensive (hospital and medical) group .....				
3. Medicare supplement .....				
4. Vision only .....				
5. Dental only .....				
6. Federal employees health benefits plan .....				
7. Title XVIII - Medicare .....	343,420,486		1,039,652	342,380,834
8. Title XIX - Medicaid .....	2,414,708,795		5,949,053	2,408,759,742
9. Credit A&H .....				
10. Disability income .....				
11. Long-term care .....				
12. Other health .....				
13. Health subtotal (Lines 1 through 12) .....	3,286,136,537		6,988,705	3,279,147,832
14. Life .....				
15. Property/casualty .....				
16. Totals (Lines 13 to 15)	3,286,136,537		6,988,705	3,279,147,832

ANNUAL STATEMENT FOR THE YEAR 2025 OF THE Molina Healthcare of Ohio, Inc.

**UNDERWRITING AND INVESTMENT EXHIBIT**

**PART 2 - CLAIMS INCURRED DURING THE YEAR**

	1 Total	Comprehensive (Hospital & Medical)		4 Medicare Supplement	5 Vision Only	6 Dental Only	7 Federal Employees Health Benefits Plan	8 Title XVIII Medicare	9 Title XIX Medicaid	10 Credit A&H	11 Disability Income	12 Long-Term Care	13 Other Health	14 Other Non-Health
		2 Individual	3 Group											
1. Payments during the year:														
1.1 Direct .....	2,678,593,048	423,544,902						298,007,188	1,957,040,958					
1.2 Reinsurance assumed .....														
1.3 Reinsurance ceded .....	2,075,902							1,513,592	562,310					
1.4 Net .....	2,676,517,146	423,544,902						296,493,596	1,956,478,648					
2. Paid medical incentive pools and bonuses .....	14,460,894	5,815						14,500	14,440,579					
3. Claim liability December 31, current year from Part 2A:														
3.1 Direct .....	301,313,043	64,259,590						36,794,581	200,258,872					
3.2 Reinsurance assumed .....														
3.3 Reinsurance ceded .....														
3.4 Net .....	301,313,043	64,259,590						36,794,581	200,258,872					
4. Claim reserve December 31, current year from Part 2D:														
4.1 Direct .....														
4.2 Reinsurance assumed .....														
4.3 Reinsurance ceded .....														
4.4 Net .....														
5. Accrued medical incentive pools and bonuses, current year .....	30,467,354	21,125						49,861	30,396,368					
6. Net health care receivables (a) .....	19,696,523	5,456,031						4,187,231	10,053,261					
7. Amounts recoverable from reinsurers December 31, current year .....	1,780,428							802,022	978,406					
8. Claim liability December 31, prior year from Part 2A:														
8.1 Direct .....	280,283,291	40,513,437						45,710,890	194,058,964					
8.2 Reinsurance assumed .....														
8.3 Reinsurance ceded .....														
8.4 Net .....	280,283,291	40,513,437						45,710,890	194,058,964					
9. Claim reserve December 31, prior year from Part 2D:														
9.1 Direct .....														
9.2 Reinsurance assumed .....														
9.3 Reinsurance ceded .....														
9.4 Net .....														
10. Accrued medical incentive pools and bonuses, prior year .....	33,640,462	29,475						43,538	33,567,449					
11. Amounts recoverable from reinsurers December 31, prior year .....														
12. Incurred Benefits:														
12.1 Direct .....	2,679,926,277	441,835,024						284,903,648	1,953,187,605					
12.2 Reinsurance assumed .....														
12.3 Reinsurance ceded .....	3,856,330							2,315,614	1,540,716					
12.4 Net .....	2,676,069,947	441,835,024						282,588,034	1,951,646,889					
13. Incurred medical incentive pools and bonuses .....	11,287,786	(2,535)						20,823	11,269,498					

(a) Excludes \$ ..... loans or advances to providers not yet expensed.

ANNUAL STATEMENT FOR THE YEAR 2025 OF THE Molina Healthcare of Ohio, Inc.

**UNDERWRITING AND INVESTMENT EXHIBIT**

**PART 2A - CLAIMS LIABILITY END OF CURRENT YEAR**

	1	Comprehensive (Hospital & Medical)		4	5	6	7	8	9	10	11	12	13	14
	Total	2 Individual	3 Group	Medicare Supplement	Vision Only	Dental Only	Federal Employees Health Benefits Plan	Title XVIII Medicare	Title XIX Medicaid	Credit A&H	Disability Income	Long-Term Care	Other Health	Other Non-Health
1. Reported in Process of Adjustment:														
1.1 Direct .....	45,729,967	8,648,895						14,791,798	22,289,274					
1.2 Reinsurance assumed .....														
1.3 Reinsurance ceded .....														
1.4 Net .....	45,729,967	8,648,895						14,791,798	22,289,274					
2. Incurred but Unreported:														
2.1 Direct .....	255,583,076	55,610,695						22,002,783	177,969,598					
2.2 Reinsurance assumed .....														
2.3 Reinsurance ceded .....														
2.4 Net .....	255,583,076	55,610,695						22,002,783	177,969,598					
3. Amounts Withheld from Paid Claims and Capitations:														
3.1 Direct .....														
3.2 Reinsurance assumed .....														
3.3 Reinsurance ceded .....														
3.4 Net .....														
4. TOTALS:														
4.1 Direct .....	301,313,043	64,259,590						36,794,581	200,258,872					
4.2 Reinsurance assumed .....														
4.3 Reinsurance ceded .....														
4.4 Net	301,313,043	64,259,590						36,794,581	200,258,872					

ANNUAL STATEMENT FOR THE YEAR 2025 OF THE Molina Healthcare of Ohio, Inc.

**UNDERWRITING AND INVESTMENT EXHIBIT**

**PART 2B - ANALYSIS OF CLAIMS UNPAID - PRIOR YEAR - NET OF REINSURANCE**

Line of Business	Claims Paid During the Year		Claim Reserve and Claim Liability December 31 of Current Year		5 Claims Incurred In Prior Years (Columns 1 + 3)	6 Estimated Claim Reserve and Claim Liability December 31 of Prior Year
	1	2	3	4		
	On Claims Incurred Prior to January 1 of Current Year	On Claims Incurred During the Year	On Claims Unpaid December 31 of Prior Year	On Claims Incurred During the Year		
1. Comprehensive (hospital and medical) individual .....	36,003,274	387,541,628	4,086,715	60,172,875	40,089,989	40,513,437
2. Comprehensive (hospital and medical) group .....						
3. Medicare supplement .....						
4. Vision only .....						
5. Dental only .....						
6. Federal employees health benefits plan .....						
7. Title XVIII - Medicare .....	7,742,518	287,949,056	190,697	36,603,884	7,933,215	45,710,890
8. Title XIX - Medicaid .....	130,640,162	1,824,860,080	7,040,657	193,218,215	137,680,819	194,058,964
9. Credit A&H .....						
10. Disability income .....						
11. Long-term care .....						
12. Other health .....						
13. Health subtotal (Lines 1 to 12) .....	174,385,954	2,500,350,764	11,318,069	289,994,974	185,704,023	280,283,291
14. Health care receivables (a) .....	7,819,711	146,018,303		2,753,137	7,819,711	136,894,628
15. Other non-health .....						
16. Medical incentive pools and bonus amounts .....	4,150,848	10,310,046	25,411,532	5,055,822	29,562,380	33,640,462
17. Totals (Lines 13 - 14 + 15 + 16)	170,717,091	2,364,642,507	36,729,601	292,297,659	207,446,692	177,029,125

(a) Excludes \$ ..... loans or advances to providers not yet expensed.

## UNDERWRITING AND INVESTMENT EXHIBIT

**PART 2C - DEVELOPMENT OF PAID AND INCURRED HEALTH CLAIMS**  
(\$000 Omitted)

**Section A - Paid Health Claims - Comprehensive (Hospital & Medical)**

Year in Which Losses Were Incurred	Cumulative Net Amounts Paid				
	1 2021	2 2022	3 2023	4 2024	5 2025
1. Prior .....	4,192	4,192	4,192	4,192	4,192
2. 2021 .....	125,891	135,905	135,905	135,905	135,905
3. 2022 .....	XXX	221,333	227,504	227,504	227,504
4. 2023 .....	XXX	XXX	185,357	190,815	190,815
5. 2024 .....	XXX	XXX	XXX	265,755	301,760
6. 2025 .....	XXX	XXX	XXX	XXX	387,546

**Section B - Incurred Health Claims - Comprehensive (Hospital & Medical)**

Year in Which Losses Were Incurred	Sum of Cumulative Net Amount Paid and Claim Liability, Claim Reserve and Medical Incentive Pool and Bonuses Outstanding at End of Year				
	1 2021	2 2022	3 2023	4 2024	5 2025
1. Prior .....	7,237	7,237	7,237	7,237	7,237
2. 2021 .....	143,949	137,857	137,857	137,857	137,857
3. 2022 .....	XXX	247,435	227,851	227,851	227,851
4. 2023 .....	XXX	XXX	204,420	191,607	191,607
5. 2024 .....	XXX	XXX	XXX	305,506	305,847
6. 2025 .....	XXX	XXX	XXX	XXX	447,740

**Section C - Incurred Year Health Claims and Claims Adjustment Expense Ratio - Comprehensive (Hospital & Medical)**

Years in which Premiums were Earned and Claims were Incurred	1	2	3	4	5	6	7	8	9	10
	Premiums Earned	Claims Payment	Claim Adjustment Expense Payments	(Col. 3/2) Percent	Claim and Claim Adjustment Expense Payments (Col. 2 + 3)	(Col. 5/1) Percent	Claims Unpaid	Unpaid Claims Adjustment Expenses	Total Claims and Claims Adjustment Expense Incurred (Col. 5+7+8)	(Col. 9/1) Percent
1. 2021 .....	168,271	135,905	2,970	2.2	138,875	82.5			138,875	82.5
2. 2022 .....	269,699	227,504	7,887	3.5	235,391	87.3			235,391	87.3
3. 2023 .....	272,842	190,815	8,279	4.3	199,094	73.0			199,094	73.0
4. 2024 .....	452,623	301,760	16,189	5.4	317,949	70.2	4,087	29	322,065	71.2
5. 2025 .....	537,037	387,546	18,711	4.8	406,257	75.6	60,194	361	466,812	86.9

**UNDERWRITING AND INVESTMENT EXHIBIT**

**PART 2C - DEVELOPMENT OF PAID AND INCURRED HEALTH CLAIMS**

(\$000 Omitted)

**Section A - Paid Health Claims - Title XVIII**

Year in Which Losses Were Incurred		Cumulative Net Amounts Paid				
		1 2021	2 2022	3 2023	4 2024	5 2025
1.	Prior .....	27,986	27,986	27,986	27,986	27,986
2.	2021 .....	311,261	331,595	331,595	331,595	331,595
3.	2022 .....	XXX	338,654	348,308	348,308	348,308
4.	2023 .....	XXX	XXX	316,147	327,902	327,902
5.	2024 .....	XXX	XXX	XXX	273,102	280,849
6.	2025 .....	XXX	XXX	XXX	XXX	287,959

**Section B - Incurred Health Claims - Title XVIII**

Year in Which Losses Were Incurred		Sum of Cumulative Net Amount Paid and Claim Liability, Claim Reserve and Medical Incentive Pool and Bonuses Outstanding at End of Year				
		1 2021	2 2022	3 2023	4 2024	5 2025
1.	Prior .....	30,102	30,102	30,102	30,102	30,102
2.	2021 .....	354,939	330,973	330,973	330,973	330,973
3.	2022 .....	XXX	389,496	349,744	349,744	349,744
4.	2023 .....	XXX	XXX	365,302	329,892	329,892
5.	2024 .....	XXX	XXX	XXX	316,867	281,040
6.	2025 .....	XXX	XXX	XXX	XXX	324,613

**Section C - Incurred Year Health Claims and Claims Adjustment Expense Ratio - Title XVIII**

Years in which Premiums were Earned and Claims were Incurred	1 Premiums Earned	2 Claims Payment	3 Claim Adjustment Expense Payments	4 (Col. 3/2) Percent	5 Claim and Claim Adjustment Expense Payments (Col. 2 + 3)	6 (Col. 5/1) Percent	7 Claims Unpaid	8 Unpaid Claims Adjustment Expenses	9 Total Claims and Claims Adjustment Expense Incurred (Col. 5+7+8)	10 (Col. 9/1) Percent
1. 2021 .....	381,236	331,595	20,942	6.3	352,537	92.5			352,537	92.5
2. 2022 .....	418,758	348,308	27,797	8.0	376,105	89.8			376,105	89.8
3. 2023 .....	420,841	327,902	20,875	6.4	348,777	82.9			348,777	82.9
4. 2024 .....	366,645	280,849	20,636	7.3	301,485	82.2	191	1	301,677	82.3
5. 2025 .....	350,719	287,959	20,593	7.2	308,552	88.0	36,654	156	345,362	98.5

**UNDERWRITING AND INVESTMENT EXHIBIT**

**PART 2C - DEVELOPMENT OF PAID AND INCURRED HEALTH CLAIMS**

(\$000 Omitted)

**Section A - Paid Health Claims - Title XIX**

Year in Which Losses Were Incurred	Cumulative Net Amounts Paid				
	1 2021	2 2022	3 2023	4 2024	5 2025
1. Prior .....	152,047	152,047	152,047	152,047	152,047
2. 2021 .....	2,263,091	2,438,954	2,438,954	2,438,954	2,438,954
3. 2022 .....	XXX	2,220,584	2,380,924	2,380,924	2,380,924
4. 2023 .....	XXX	XXX	1,675,676	1,859,689	1,859,689
5. 2024 .....	XXX	XXX	XXX	1,707,192	1,841,977
6. 2025 .....	XXX	XXX	XXX	XXX	1,835,156

**Section B - Incurred Health Claims - Title XIX**

Year in Which Losses Were Incurred	Sum of Cumulative Net Amount Paid and Claim Liability, Claim Reserve and Medical Incentive Pool and Bonuses Outstanding at End of Year				
	1 2021	2 2022	3 2023	4 2024	5 2025
1. Prior .....	165,909	165,909	165,909	165,909	165,909
2. 2021 .....	2,486,996	2,453,263	2,453,263	2,453,263	2,453,263
3. 2022 .....	XXX	2,422,404	2,392,862	2,392,862	2,392,862
4. 2023 .....	XXX	XXX	1,874,814	1,892,086	1,892,086
5. 2024 .....	XXX	XXX	XXX	1,888,815	1,874,429
6. 2025 .....	XXX	XXX	XXX	XXX	2,033,359

**Section C - Incurred Year Health Claims and Claims Adjustment Expense Ratio - Title XIX**

Years in which Premiums were Earned and Claims were Incurred	1 Premiums Earned	2 Claims Payment	3 Claim Adjustment Expense Payments	4 (Col. 3/2) Percent	5 Claim and Claim Adjustment Expense Payments (Col. 2 + 3)	6 (Col. 5/1) Percent	7 Claims Unpaid	8 Unpaid Claims Adjustment Expenses	9 Total Claims and Claims Adjustment Expense Incurred (Col. 5+7+8)	10 (Col. 9/1) Percent
1. 2021 .....	2,971,477	2,438,954	76,678	3.1	2,515,632	84.7			2,515,632	84.7
2. 2022 .....	2,983,425	2,380,924	79,913	3.4	2,460,837	82.5			2,460,837	82.5
3. 2023 .....	2,327,363	1,859,689	85,110	4.6	1,944,799	83.6			1,944,799	83.6
4. 2024 .....	2,360,080	1,841,977	80,896	4.4	1,922,873	81.5	32,452	51	1,955,376	82.9
5. 2025 .....	2,436,349	1,835,156	90,665	4.9	1,925,821	79.0	198,203	1,158	2,125,182	87.2

ANNUAL STATEMENT FOR THE YEAR 2025 OF THE Molina Healthcare of Ohio, Inc.

**UNDERWRITING AND INVESTMENT EXHIBIT**

**PART 2C - DEVELOPMENT OF PAID AND INCURRED HEALTH CLAIMS**

(\$000 Omitted)

**Section A - Paid Health Claims - Grand Total**

Year in Which Losses Were Incurred		Cumulative Net Amounts Paid				
		1 2021	2 2022	3 2023	4 2024	5 2025
1.	Prior .....	184,225	184,225	184,225	184,225	184,225
2.	2021 .....	2,700,243	2,906,454	2,906,454	2,906,454	2,906,454
3.	2022 .....	XXX	2,780,571	2,956,736	2,956,736	2,956,736
4.	2023 .....	XXX	XXX	2,177,180	2,378,406	2,378,406
5.	2024 .....	XXX	XXX	XXX	2,246,049	2,424,586
6.	2025 .....	XXX	XXX	XXX	XXX	2,510,661

**Section B - Incurred Health Claims - Grand Total**

Year in Which Losses Were Incurred		Sum of Cumulative Net Amount Paid and Claim Liability, Claim Reserve and Medical Incentive Pool and Bonuses Outstanding at End of Year				
		1 2021	2 2022	3 2023	4 2024	5 2025
1.	Prior .....	203,248	203,248	203,248	203,248	203,248
2.	2021 .....	2,985,884	2,922,093	2,922,093	2,922,093	2,922,093
3.	2022 .....	XXX	3,059,335	2,970,457	2,970,457	2,970,457
4.	2023 .....	XXX	XXX	2,444,536	2,413,585	2,413,585
5.	2024 .....	XXX	XXX	XXX	2,511,188	2,461,316
6.	2025 .....	XXX	XXX	XXX	XXX	2,805,712

**Section C - Incurred Year Health Claims and Claims Adjustment Expense Ratio - Grand Total**

Years in which Premiums were Earned and Claims were Incurred	1 Premiums Earned	2 Claims Payment	3 Claim Adjustment Expense Payments	4 (Col. 3/2) Percent	5 Claim and Claim Adjustment Expense Payments (Col. 2 + 3)	6 (Col. 5/1) Percent	7 Claims Unpaid	8 Unpaid Claims Adjustment Expenses	9 Total Claims and Claims Adjustment Expense Incurred (Col. 5+7+8)	10 (Col. 9/1) Percent
1. 2021 .....	3,520,984	2,906,454	100,590	3.5	3,007,044	85.4			3,007,044	85.4
2. 2022 .....	3,671,882	2,956,736	115,597	3.9	3,072,333	83.7			3,072,333	83.7
3. 2023 .....	3,021,046	2,378,406	114,264	4.8	2,492,670	82.5			2,492,670	82.5
4. 2024 .....	3,179,348	2,424,586	117,721	4.9	2,542,307	80.0	36,730	81	2,579,118	81.1
5. 2025 .....	3,324,105	2,510,661	129,969	5.2	2,640,630	79.4	295,051	1,675	2,937,356	88.4

12.GT

**UNDERWRITING AND INVESTMENT EXHIBIT**

**PART 2D - AGGREGATE RESERVE FOR ACCIDENT AND HEALTH CONTRACTS ONLY**

	1	Comprehensive (Hospital & Medical)		4	5	6	7	8	9	10	11	12	13
		2	3										
	Total	Individual	Group	Medicare Supplement	Vision Only	Dental Only	Federal Employees Health Benefits Plan	Title XVIII Medicare	Title XIX Medicaid	Credit A&H	Disability Income	Long-Term Care	Other
1. Unearned premium reserves .....													
2. Additional policy reserves (a) .....													
3. Reserve for future contingent benefits .....													
4. Reserve for rate credits or experience rating refunds (including \$ ..... for investment income) .....	17,016,976	2,866,972						4,370,799	9,779,205				
5. Aggregate write-ins for other policy reserves .....	18,283,622	18,222,619						61,003					
6. Totals (gross) .....	35,300,598	21,089,591						4,431,802	9,779,205				
7. Reinsurance ceded .....													
8. Totals (Net)(Page 3, Line 4) .....	35,300,598	21,089,591						4,431,802	9,779,205				
9. Present value of amounts not yet due on claims .....													
10. Reserve for future contingent benefits .....													
11. Aggregate write-ins for other claim reserves .....													
12. Totals (gross) .....													
13. Reinsurance ceded .....													
14. Totals (Net)(Page 3, Line 7)													
DETAILS OF WRITE-INS													
0501. Risk adjustment liabilities .....	18,283,622	18,222,619						61,003					
0502. ....													
0503. ....													
0598. Summary of remaining write-ins for Line 5 from overflow page.....													
0599. Totals (Lines 0501 through 0503 plus 0598) (Line 5 above)	18,283,622	18,222,619						61,003					
1101. ....													
1102. ....													
1103. ....													
1198. Summary of remaining write-ins for Line 11 from overflow page .....													
1199. Totals (Lines 1101 through 1103 plus 1198) (Line 11 above)													

(a) Includes \$ ..... premium deficiency reserve.

**UNDERWRITING AND INVESTMENT EXHIBIT**

**PART 3 - ANALYSIS OF EXPENSES**

	Claim Adjustment Expenses		3 General Administrative Expenses	4 Investment Expenses	5 Total
	1 Cost Containment Expenses	2 Other Claim Adjustment Expenses			
1. Rent (\$ ..... for occupancy of own building) .....			898,282		898,282
2. Salary, wages and other benefits .....	58,814,866	1,333,840	60,889,527		121,038,233
3. Commissions (less \$ ..... ceded plus \$ ..... assumed) .....			22,919,490		22,919,490
4. Legal fees and expenses .....			3,198,884		3,198,884
5. Certifications and accreditation fees .....	177,475		1,335,342		1,512,817
6. Auditing, actuarial and other consulting services ...	2,506,403	5,554,752	15,260,204		23,321,359
7. Traveling expenses .....	315,669	2,479	781,813		1,099,961
8. Marketing and advertising .....	1,267,673		4,782,743		6,050,416
9. Postage, express and telephone .....	161,304	1,971	2,387,850		2,551,125
10. Printing and office supplies .....	264,318	504	2,692,997		2,957,819
11. Occupancy, depreciation and amortization .....	73		5,940,678		5,940,751
12. Equipment .....	523		326,689		327,212
13. Cost or depreciation of EDP equipment and software .....	9,040,583	13	31,068,635		40,109,231
14. Outsourced services including EDP, claims, and other services .....	34,399,236	11,576,972	20,701,633		66,677,841
15. Boards, bureaus and association fees .....	52,002	43	248,177		300,222
16. Insurance, except on real estate .....	101,031		1,043,947		1,144,978
17. Collection and bank service charges .....			584,251	38,855	623,106
18. Group service and administration fees .....					
19. Reimbursements by uninsured plans .....					
20. Reimbursements from fiscal intermediaries .....					
21. Real estate expenses .....					
22. Real estate taxes .....			358,611		358,611
23. Taxes, licenses and fees:					
23.1 State and local insurance taxes .....			(11,683)		(11,683)
23.2 State premium taxes .....			29,422,360		29,422,360
23.3 Regulatory authority licenses and fees .....	43,255		106,810,065		106,853,320
23.4 Payroll taxes .....	4,248,330	106,332	4,237,458		8,592,120
23.5 Other (excluding federal income and real estate taxes) .....			413,871		413,871
24. Investment expenses not included elsewhere .....				247,865	247,865
25. Aggregate write-ins for expenses .....			14,931,817		14,931,817
26. Total expenses incurred (Lines 1 to 25) .....	111,392,741	18,576,906	331,223,642	286,720	(a) 461,480,009
27. Less expenses unpaid December 31, current year .....	1,563,235	193,209	58,859,358		60,615,802
28. Add expenses unpaid December 31, prior year ....	1,346,044	219,124	68,144,739		69,709,907
29. Amounts receivable relating to uninsured plans, prior year .....			5,915,040		5,915,040
30. Amounts receivable relating to uninsured plans, current year .....			5,572,808		5,572,808
31. Total expenses paid (Lines 26 minus 27 plus 28 minus 29 plus 30)	111,175,550	18,602,821	340,166,791	286,720	470,231,882
<b>DETAILS OF WRITE-INS</b>					
2501. Borrowing costs .....			14,712,113		14,712,113
2502. Other administrative expenses .....			214,704		214,704
2503. Charitable contributions .....			5,000		5,000
2598. Summary of remaining write-ins for Line 25 from overflow page .....					
2599. Totals (Lines 2501 through 2503 plus 2598)(Line 25 above)			14,931,817		14,931,817

(a) Includes management fees of \$ 215,427,366 to affiliates and \$ ..... to non-affiliates.

**EXHIBIT OF NET INVESTMENT INCOME**

	1 Collected During Year	2 Earned During Year
1. U.S. government bonds	(a) 21,711	21,975
1.1 Bonds exempt from U.S. tax	(a)	
1.2 Other bonds (unaffiliated)	(a) 19,701,099	19,592,411
1.3 Bonds of affiliates	(a)	
2.1 Preferred stocks (unaffiliated)	(b)	
2.11 Preferred stocks of affiliates	(b)	
2.2 Common stocks (unaffiliated)		
2.21 Common stocks of affiliates		
3. Mortgage loans	(c)	
4. Real estate	(d)	
5. Contract Loans		
6. Cash, cash equivalents and short-term investments	(e) 6,476,646	5,855,232
7. Derivative instruments	(f)	
8. Other invested assets		
9. Aggregate write-ins for investment income		
10. Total gross investment income	26,199,456	25,469,618
11. Investment expenses		(g) 286,720
12. Investment taxes, licenses and fees, excluding federal income taxes		(g)
13. Interest expense		(h)
14. Depreciation on real estate and other invested assets		(i)
15. Aggregate write-ins for deductions from investment income		
16. Total deductions (Lines 11 through 15)		286,720
17. Net investment income (Line 10 minus Line 16)		25,182,898
<b>DETAILS OF WRITE-INS</b>		
0901.		
0902.		
0903.		
0998. Summary of remaining write-ins for Line 9 from overflow page		
0999. Totals (Lines 0901 through 0903 plus 0998) (Line 9, above)		
1501.		
1502.		
1503.		
1598. Summary of remaining write-ins for Line 15 from overflow page		
1599. Totals (Lines 1501 through 1503 plus 1598) (Line 15, above)		

- (a) Includes \$ 1,574,028 accrual of discount less \$ 792,025 amortization of premium and less \$ 483,841 paid for accrued interest on purchases.
- (b) Includes \$ accrual of discount less \$ amortization of premium and less \$ paid for accrued dividends on purchases.
- (c) Includes \$ accrual of discount less \$ amortization of premium and less \$ paid for accrued interest on purchases.
- (d) Includes \$ for company's occupancy of its own buildings; and excludes \$ interest on encumbrances.
- (e) Includes \$ 758 accrual of discount less \$ amortization of premium and less \$ 373 paid for accrued interest on purchases.
- (f) Includes \$ accrual of discount less \$ amortization of premium.
- (g) Includes \$ 286,720 investment expenses and \$ investment taxes, licenses and fees, excluding federal income taxes, attributable to segregated and Separate Accounts.
- (h) Includes \$ interest on surplus notes and \$ interest on capital notes.
- (i) Includes \$ depreciation on real estate and \$ depreciation on other invested assets.

**EXHIBIT OF CAPITAL GAINS (LOSSES)**

	1	2	3	4	5
	Realized Gain (Loss) On Sales or Maturity	Other Realized Adjustments	Total Realized Capital Gain (Loss) (Columns 1 + 2)	Change in Unrealized Capital Gain (Loss)	Change in Unrealized Foreign Exchange Capital Gain (Loss)
1. U.S. Government bonds					
1.1 Bonds exempt from U.S. tax					
1.2 Other bonds (unaffiliated)	112,453		112,453	81,884	
1.3 Bonds of affiliates					
2.1 Preferred stocks (unaffiliated)					
2.11 Preferred stocks of affiliates					
2.2 Common stocks (unaffiliated)					
2.21 Common stocks of affiliates					
3. Mortgage loans					
4. Real estate					
5. Contract loans					
6. Cash, cash equivalents and short-term investments				(134)	
7. Derivative instruments					
8. Other invested assets					
9. Aggregate write-ins for capital gains (losses)					
10. Total capital gains (losses)	112,453		112,453	81,750	
<b>DETAILS OF WRITE-INS</b>					
0901.					
0902.					
0903.					
0998. Summary of remaining write-ins for Line 9 from overflow page					
0999. Totals (Lines 0901 through 0903 plus 0998) (Line 9, above)					

**EXHIBIT OF NON-ADMITTED ASSETS**

	1	2	3
	Current Year Total Nonadmitted Assets	Prior Year Total Nonadmitted Assets	Change in Total Nonadmitted Assets (Col. 2 - Col. 1)
1. Bonds (Schedule D) .....			
2. Stocks (Schedule D):			
2.1 Preferred stocks .....			
2.2 Common stocks .....			
3. Mortgage loans on real estate (Schedule B):			
3.1 First liens .....			
3.2 Other than first liens.....			
4. Real estate (Schedule A):			
4.1 Properties occupied by the company .....			
4.2 Properties held for the production of income.....			
4.3 Properties held for sale .....			
5. Cash (Schedule E - Part 1), cash equivalents (Schedule E - Part 2) and short-term investments (Schedule DA) .....			
6. Contract loans .....			
7. Derivatives (Schedule DB) .....			
8. Other invested assets (Schedule BA) .....			
9. Receivables for securities .....			
10. Securities lending reinvested collateral assets (Schedule DL) .....			
11. Aggregate write-ins for invested assets .....			
12. Subtotals, cash and invested assets (Lines 1 to 11) .....			
13. Title plants (for Title insurers only) .....			
14. Investment income due and accrued .....			
15. Premiums and considerations:			
15.1 Uncollected premiums and agents' balances in the course of collection .....			
15.2 Deferred premiums, agents' balances and installments booked but deferred and not yet due ..			
15.3 Accrued retrospective premiums and contracts subject to redetermination .....			
16. Reinsurance:			
16.1 Amounts recoverable from reinsurers .....			
16.2 Funds held by or deposited with reinsured companies .....			
16.3 Other amounts receivable under reinsurance contracts .....			
17. Amounts receivable relating to uninsured plans .....			
18.1 Current federal and foreign income tax recoverable and interest thereon .....			
18.2 Net deferred tax asset .....	563,221	499,739	(63,482)
19. Guaranty funds receivable or on deposit .....			
20. Electronic data processing equipment and software .....			
21. Furniture and equipment, including health care delivery assets .....	491,674	572,780	81,106
22. Net adjustment in assets and liabilities due to foreign exchange rates .....			
23. Receivable from parent, subsidiaries and affiliates .....			
24. Health care and other amounts receivable .....	85,902,897	69,030,727	(16,872,170)
25. Aggregate write-ins for other-than-invested assets .....	622,447	1,654,221	1,031,774
26. Total assets excluding Separate Accounts, Segregated Accounts and Protected Cell Accounts (Lines 12 to 25) .....	87,580,239	71,757,467	(15,822,772)
27. From Separate Accounts, Segregated Accounts and Protected Cell Accounts .....			
28. Total (Lines 26 and 27) .....	87,580,239	71,757,467	(15,822,772)
<b>DETAILS OF WRITE-INS</b>			
1101. ....			
1102. ....			
1103. ....			
1198. Summary of remaining write-ins for Line 11 from overflow page .....			
1199. Totals (Lines 1101 through 1103 plus 1198)(Line 11 above)			
2501. Prepaids, deposits, and other assets .....	622,447	1,654,221	1,031,774
2502. ....			
2503. ....			
2598. Summary of remaining write-ins for Line 25 from overflow page .....			
2599. Totals (Lines 2501 through 2503 plus 2598)(Line 25 above)	622,447	1,654,221	1,031,774

**EXHIBIT 1 - ENROLLMENT BY PRODUCT TYPE FOR HEALTH BUSINESS ONLY**

Source of Enrollment	Total Members at End of					6 Current Year Member Months
	1 Prior Year	2 First Quarter	3 Second Quarter	4 Third Quarter	5 Current Year	
1. Health Maintenance Organizations .....	340,796	352,086	354,860	355,718	332,231	4,135,964
2. Provider Service Organizations .....						
3. Preferred Provider Organizations .....						
4. Point of Service .....						
5. Indemnity Only .....						
6. Aggregate write-ins for other lines of business.....						
7. Total	340,796	352,086	354,860	355,718	332,231	4,135,964
<b>DETAILS OF WRITE-INS</b>						
0601. ....						
0602. ....						
0603. ....						
0698. Summary of remaining write-ins for Line 6 from overflow page .....						
0699. Totals (Lines 0601 through 0603 plus 0698) (Line 6 above)						

## NOTES TO FINANCIAL STATEMENTS

**NOTE 1 Summary of Significant Accounting Policies and Going Concern**

Organization and Operations

Molina Healthcare of Ohio, Inc. (the Plan) was incorporated under the laws of the state of Ohio on November 19, 2003. The Plan is a wholly owned subsidiary of Molina Healthcare, Inc. (Molina, or the Parent), a multi-state managed care organization that arranges for the delivery of healthcare services to persons eligible for Medicaid, Medicare, the state insurance marketplaces (the Marketplace), and other government-sponsored health care programs for low-income families and

The Plan is a health maintenance organization (HMO), licensed in the state of Ohio, that provides comprehensive health care services to Medicaid enrollees under contracts with the Ohio Department of Medicaid (ODM) and Medicare enrollees under its contract with the Centers for Medicare and Medicaid Services (CMS). The Plan participated in the Medicare-Medicaid Plans (MMP), CMS's demonstration programs to integrate Medicare and Medicaid services for dual eligible individuals. This MMP contract terminated on December 31, 2025. Effective January 1, 2026, the Plan transitioned its current MMP contract to integrated D-SNP contract. The Plan also serves individuals through the state's Marketplace. In some instances, the Marketplace allows individuals to purchase health insurance that is federally subsidized. Such contracts represent the majority of the Plan's source of premium income for the years ended December 31, 2025 and 2024.

The Plan contracts with independent physician associations, hospitals and other providers to provide medical services to its members. As an HMO, the Plan is at risk for all covered outpatient and inpatient claims incurred by its beneficiaries.

A. Accounting Practices

The financial statements of the Plan are presented on the basis of accounting practices prescribed or permitted by the Ohio Department of Insurance (the Department).

The Department recognizes only statutory accounting practices prescribed or permitted by the state of Ohio for determining and reporting the financial condition and results of operations of an insurance company, for determining its solvency under the Ohio insurance law. The National Association of Insurance Commissioners'

Such prescribed accounting practices have no significant effect on the Plan's statutory basis financial statements for the periods presented.

	<u>SSAP #</u>	<u>F/S Page</u>	<u>F/S Line #</u>		<u>2025</u>	<u>2024</u>
NET INCOME						
(1) State basis (Page 4, Line 32, Columns 2 & 3)	XXX	XXX	XXX	\$	152,685,560	\$ 249,639,964
(2) State Prescribed Practices that are an increase/(decrease) from NAIC SAP:						
(3) State Permitted Practices that are an increase/(decrease) from NAIC SAP:						
(4) NAIC SAP (1-2-3=4)	XXX	XXX	XXX	\$	152,685,560	\$ 249,639,964
SURPLUS						
(5) State basis (Page 3, Line 33, Columns 3 & 4)	XXX	XXX	XXX	\$	289,846,707	\$ 363,977,291
(6) State Prescribed Practices that are an increase/(decrease) from NAIC SAP:						
(7) State Permitted Practices that are an increase/(decrease) from NAIC SAP:						
(8) NAIC SAP (5-6-7=8)	XXX	XXX	XXX	\$	289,846,707	\$ 363,977,291

B. Use of Estimates in the Preparation of the Financial Statements

The preparation of financial statements in conformity with Statutory Accounting Principles requires management to make estimates and assumptions that affect the reported amounts of assets and liabilities. It also requires disclosure of contingent assets and liabilities at the date of the financial statements and the reported amounts of revenue and expenses during the reporting period. Actual results could differ from those estimates.

## NOTES TO FINANCIAL STATEMENTS

### C. Accounting Policy

The Plan applies the following accounting policies:

- (1) **Basis for Short-Term Investments:** Short-term investments consist primarily of U.S. treasury notes and investments in corporate debt securities with maturity dates of greater than three months but less than one year at the time of acquisition. The basis of short-term investments is the same as for bonds as stated in Note 1C(2).
- (2) **Basis for Bonds and Amortization Schedule:** Bonds include U.S. government and other debt securities with maturity dates of greater than one year at the time of purchase. Bonds not backed by other loans are principally stated at amortized cost using the scientific method. Bonds with NAIC designations of one or two are stated at amortized cost. Bonds with NAIC designations of three or higher are stated at the lower of amortized cost or fair value. Amortization of bond premium or accretion of discount is computed using the scientific (constant-yield) interest method. Realized capital gains and losses are determined using the specific-identification method and were not significant for the years ended December 31, 2025 and 2024. There were no significant unrealized gains or losses on investments, and the Plan recognized no losses from other-than-temporary impairments for the years ended December 31, 2025 and 2024.
- (3) **Investments in common stock:** None.
- (4) **Investments in preferred stock:** None.
- (5) **Investments in mortgage loans:** None.
- (6) **Basis for Loan-Backed Securities and Adjustment Methodology:** Loan-backed securities are stated at amortized cost or the lower of amortized cost or fair value. The Plan's investments in loan-backed securities consist of asset-backed securities and mortgage-backed securities. Prepayment assumptions using a prospective approach were generated using a prepayment model. On an ongoing basis, the Plan monitors the rate of prepayment and calibrates the model to reflect actual experience, market factors, and viewpoint.
- (7) **Investments in subsidiaries, controlled and affiliated entities (SCA):** None.
- (8) **Investments in joint ventures, partnerships and limited liability companies:** None.
- (9) **Investments in derivatives:** None.
- (10) **Anticipated Investment Income Used in Premium Deficiency Calculation:** The Plan anticipates investment income as a factor in the premium deficiency calculation, in accordance with Statement of Statutory Accounting Principles (SSAP) No. 54, Individual and Group Accident and Health Contracts. The Plan assesses the profitability of its medical care policies, grouped in a manner consistent with how policies are marketed, serviced and measured. If anticipated future costs exceed anticipated future premiums and investment income, a premium deficiency reserve is recognized. Refer to Note 30, "Premium Deficiency Reserves" for further information.
- (11) **Management's Policies and Methodologies for Estimating Liabilities for Losses and Loss/Claim Adjustment Expenses for Accident & Health Contracts:** Claims unpaid are based on actual historical experience and estimates of medical expenses incurred but not paid (IBNP). The Plan employs its own actuaries to estimate IBNP monthly. The estimation of the IBNP liability requires a significant degree of judgment in applying actuarial methods, determining the appropriate assumptions and considering numerous factors. Of those factors, the Plan considers estimated completion factors and the assumed healthcare cost trend to be the most critical assumptions. Other relevant factors also include, but are not limited to, healthcare service utilization trends, claim inventory levels, changes in membership, product mix, seasonality, benefit changes or changes in Medicaid fee schedules, provider contract changes, prior authorizations and the incidence of catastrophic or pandemic cases. Because of the significant degree of judgment involved in estimation of our IBNP liability, there is considerable variability and uncertainty inherent in such estimates. Each reporting period, the recognized IBNP liability represents the Plan's best estimate of the total amount of unpaid claims incurred as of the balance sheet date using a consistent methodology in estimating the IBNP liability. The Plan believes its current estimates are reasonable and adequate; however, the development of our estimate is a continuous process that is monitored and updated as more complete claims payment information and healthcare cost trend data becomes available. Actual hospital and medical expenses may be less than previously estimated (favorable development) or more than previously estimated (unfavorable development), and any differences could be material. Any adjustments to reflect favorable development would be recognized as a decrease to hospital and medical expenses, and any adjustments to reflect unfavorable development would be recognized as an increase to hospital and medical expenses, in the period in which the adjustments are determined. Refer to Note 25, "Change in Incurred Claims and Claim Adjustment Expenses," for further information.
- (12) **Changes in the Capitalization Policy and Predefined Thresholds from Prior Period:** The Plan has not modified its capitalization policy from the prior period.
- (13) **Health Care and Other Amounts Receivable:** Health care and other amounts receivable primarily consist of amounts receivable for pharmaceutical rebates and claim overpayments. Pharmaceutical rebates are estimated based upon historical and current utilization of prescription drugs and contract terms. Income from pharmaceutical rebates is reported as a reduction of hospital and medical expenses in the statutory basis statements of revenue and expenses. The Plan admits estimated pharmaceutical rebate receivables relating to the three months immediately preceding the reporting date in accordance with SSAP No. 84, Health Care and Government Insured Plan Receivables. Claim overpayment receivables are admitted to the extent they meet the admissibility requirements under NAIC SAP. Refer to Note 28, "Health Care Receivables" for further information.

### D. Going Concern

The Plan is not aware of any relevant conditions or events that raise substantial doubt about its abilities to continue as a going concern.

#### NOTE 2 Accounting Changes and Corrections of Errors

There were no accounting changes or corrections of errors during the years ended December 31, 2025 and 2024, respectively.

#### NOTE 3 Business Combinations and Goodwill

None.

#### NOTE 4 Discontinued Operations

None.

## NOTES TO FINANCIAL STATEMENTS

### NOTE 5 Investments

The presentation of statutory footnotes was updated in 2025 as a result of the NAIC Principles-Based Bond Project. To enable comparison with prior-year disclosures, the 2024 reported amounts were reclassified based on the new bond classifications. This change also affects the presentation of fair value information in Note 20 A and Note 20 C.

The following tables summarizes the Plan's investments including gross unrealized gains and losses as of the dates indicated:

	December 31, 2025			
	Cost or amortized cost	Unrealized gains	Unrealized losses	Fair value
All other money market mutual funds	15,236,806	-	-	15,236,806
Corporate bonds (unaffiliated)	179,519,454	1,914,931	(216,218)	181,218,167
Exempt money market mutual funds as identified by SVO	2,568,076	-	-	2,568,076
Financial Asset-Backed Securities – Self-Liquidating	158,802,034	1,507,709	(2,579,362)	157,730,381
Municipal Bonds - General Obligations (Direct & Guaranteed)	1,250,000	-	(39,892)	1,210,108
Municipal Bonds – Special Revenue	6,574,709	67,595	(115,563)	6,526,741
Non-Financial Asset-Backed Securities – Full Analysis	5,353,640	13,311	(32,176)	5,334,775
Non-Financial Asset-Backed Securities – Practical Expedient	7,083,192	127,859	-	7,211,051
Single entity backed obligations (unaffiliated)	7,749,214	15,691	-	7,764,905
U.S. Government obligations (exempt from RBC)	455,718	704	-	456,422
Open depositories	27,233,087	-	-	27,233,087
Totals	<u>\$ 411,825,930</u>	<u>\$ 3,647,800</u>	<u>\$ (2,983,211)</u>	<u>\$ 412,490,519</u>

	December 31, 2024			
	Cost or amortized cost	Unrealized gains	Unrealized losses	Fair value
All other money market mutual funds	\$ 37,012,012	\$ -	\$ -	\$ 37,012,012
Corporate bonds (unaffiliated)	224,139,121	553,223	(3,689,862)	221,002,482
Exempt money market mutual funds as identified by SVO	18,372,409	-	-	18,372,409
Financial asset-backed securities - self-liquidating	159,538,113	359,278	(5,345,609)	154,551,782
Municipal Bonds - General Obligations (Direct & Guaranteed)	7,747,973	7,351	(356,719)	7,398,605
Municipal Bonds - Special Revenue	26,720,845	1,008	(1,058,993)	25,662,860
Non-Financial Asset-Backed Securities - Full Analysis	4,662,162	891	(86,258)	4,576,795
Non-Financial Asset-Backed Securities - Practical Expedient	7,295,215	73,340	(122,908)	7,245,647
Single entity backed obligations (unaffiliated)	9,996,566	8,664	(127,551)	9,877,679
U.S. Government obligations (exempt from RBC)	452,856	2,997	-	455,853
Open depositories	51,768,521	-	-	51,768,521
Totals	<u>\$ 547,705,793</u>	<u>\$ 1,006,752</u>	<u>\$ (10,787,900)</u>	<u>\$ 537,924,645</u>

The amortized cost and fair value of the Plan's investments by contractual maturities, were as follows:

	December 31, 2025	
	Amortized cost	Fair value
Due in one year or less	\$ 76,209,911	\$ 76,002,756
Due after one year through five years	141,014,575	141,201,941
Due after five years through ten years	121,962,984	122,572,408
Due after ten years through twenty years	24,520,552	24,552,565
Due after twenty years	3,079,939	3,122,880
Totals	<u>\$ 366,787,961</u>	<u>\$ 367,452,550</u>

A. Mortgage Loans, including Mezzanine Real Estate Loans: None.

B. Debt Restructuring: None.

C. Reverse Mortgages: None.

**NOTES TO FINANCIAL STATEMENTS**

D. Asset-Backed Securities:

(1) Prepayment assumptions for mortgage-backed securities, collateralized mortgage obligations and other structure securities were generated using a purchased prepayment model. The prepayment model uses a number of factors to estimate prepayment activity including the time of year (seasonally), current levels of interest rates (refinancing incentive), economic activity (including housing turnover) and term and age of the underlying collateral (burnout, seasoning). On an ongoing basis, the rate of prepayment is monitored and model is calibrated to reflect actual experience, market factors and view point.

(2), (3) Recognized other-than-temporary impairment (OTTI) securities: None.

(4) All impaired securities (fair value is less than cost or amortized cost) for which an OTTI has not been recognized in earnings as a realized loss (including securities with a recognized OTTI for non-interest related declines when a non-recognized interest related impairment remains):

a) The aggregate amount of unrealized losses:	
1. Less than 12 Months	\$ 119,209
2. 12 Months or Longer	\$ 2,492,329
b) The aggregate related fair value of securities with unrealized losses:	
1. Less than 12 Months	\$ 17,573,923
2. 12 Months or Longer	\$ 38,059,768

(5) Because the decline in the market values of the securities was not due to the credit quality of the issuers, and because the Plan does not intend to sell nor does it expect to be required to sell these securities before a recovery in their cost basis, the Plan does not consider the securities to be other-than-temporarily impaired at December 31, 2025.

E. Dollar Repurchase Agreements and/or Securities Lending Transactions: None.

F. Repurchase Agreements Transactions Accounted for as Secured Borrowing: None.

G. Reverse Repurchase Agreements Transactions Accounted for as Secured Borrowing: None.

H. Repurchase Agreements Transactions Accounted for as a Sale: None.

I. Reverse Repurchase Agreements Transactions Accounted for as a Sale: None.

J. Real Estate: None.

K. Investments in Tax Credit Structures (tax credit investments): None.

L. Restricted Assets

1. Restricted Assets (Including Pledged)

Restricted Asset Category	1 Total Gross (Admitted & Non- admitted) Restricted from Current Year	2 Total Gross (Admitted & Non- admitted) Restricted from Prior Year	3 Increase/ (Decrease) (1 minus 2)	4 Total Current Year Non- admitted Restricted	5 Total Current Year Admitted Restricted (1 minus 4)	6 Gross (Admitted & Non- admitted) Restricted to Total Assets (a)	7 Admitted Restricted to Total Admitted Assets (b)
a. Subject to contractual obligation for which liability is not shown	\$ -	\$ -	\$ -	\$ -	\$ -	0.000%	0.000%
b. Collateral held under security lending agreements	\$ -	\$ -	\$ -	\$ -	\$ -	0.000%	0.000%
c. Subject to repurchase agreements	\$ -	\$ -	\$ -	\$ -	\$ -	0.000%	0.000%
d. Subject to reverse repurchase agreements	\$ -	\$ -	\$ -	\$ -	\$ -	0.000%	0.000%
e. Subject to dollar repurchase agreements	\$ -	\$ -	\$ -	\$ -	\$ -	0.000%	0.000%
f. Subject to dollar reverse repurchase agreements	\$ -	\$ -	\$ -	\$ -	\$ -	0.000%	0.000%
g. Placed under option contracts	\$ -	\$ -	\$ -	\$ -	\$ -	0.000%	0.000%
h. Letter stock or securities restricted as to sale - excluding FHLB capital stock	\$ -	\$ -	\$ -	\$ -	\$ -	0.000%	0.000%
i. FHLB capital stock	\$ -	\$ -	\$ -	\$ -	\$ -	0.000%	0.000%
j. On deposit with states	\$ 466,083	\$ 452,856	\$ 13,227	\$ -	\$ 466,083	0.055%	0.062%
k. On deposit with other regulatory bodies	\$ -	\$ -	\$ -	\$ -	\$ -	0.000%	0.000%
l. Pledged collateral to FHLB (including assets backing funding agreements)	\$ -	\$ -	\$ -	\$ -	\$ -	0.000%	0.000%
m. Pledged as collateral not captured in other categories	\$ -	\$ -	\$ -	\$ -	\$ -	0.000%	0.000%
n. Other restricted assets	\$ -	\$ -	\$ -	\$ -	\$ -	0.000%	0.000%
o. Collateral assets received and on balance sheet	\$ -	\$ -	\$ -	\$ -	\$ -	0.000%	0.000%
p. Assets held under modco reinsurance agreements	\$ -	\$ -	\$ -	\$ -	\$ -	0.000%	0.000%
q. Assets held under funds withheld reinsurance agreements	\$ -	\$ -	\$ -	\$ -	\$ -	0.000%	0.000%
r. Total restricted assets (Sum of a through q)	\$ 466,083	\$ 452,856	\$ 13,227	\$ -	\$ 466,083	0.055%	0.062%

**NOTES TO FINANCIAL STATEMENTS**

Restricted Asset Category	8 Amount Reported in General Interrogatories	9 Difference from Note and GI	10 GI Ref
a. Subject to contractual obligation for which liability is not shown	XXX	XXX	XXX
b. Collateral held under security lending agreements	\$ -	\$ -	25.04 + 25.05
c. Subject to repurchase agreements	\$ -	\$ -	26.21
d. Subject to reverse repurchase agreements	\$ -	\$ -	26.22
e. Subject to dollar repurchase agreements	\$ -	\$ -	26.23
f. Subject to dollar reverse repurchase agreements	\$ -	\$ -	26.24
g. Placed under option contracts	\$ -	\$ -	26.25
h. Letter stock or securities restricted as to sale - excluding FHLB capital stock	\$ -	\$ -	26.26
i. FHLB capital stock	\$ -	\$ -	26.27
j. On deposit with states	\$ 466,083	\$ -	26.28
k. On deposit with other regulatory bodies	\$ -	\$ -	26.29
l. Pledged collateral to FHLB (including assets backing funding agreements)	\$ -	\$ -	26.31
m. Pledged as collateral not captured in other categories	\$ -	\$ -	26.30
n. Other restricted assets	\$ -	\$ -	26.32
o. Collateral assets received and on balance sheet	XXX	XXX	XXX
p. Assets held under modco reinsurance agreements	XXX	XXX	XXX
q. Assets held under funds withheld reinsurance agreements	XXX	XXX	XXX
r. Total restricted assets (Sum of a through q)	XXX	XXX	XXX

(a) Column 1 divided by Asset Page, Column 1, Line 28

(b) Column 5 divided by Asset Page, Column 3, Line 28

GI Reference	Difference between Note and GI (Per Column 8 above)	Explanation
25.04 + 25.05	\$ -	
26.21	\$ -	
26.22	\$ -	
26.23	\$ -	
26.24	\$ -	
26.25	\$ -	
26.26	\$ -	
26.27	\$ -	
26.28	\$ -	
26.29	\$ -	
26.31	\$ -	
26.30	\$ -	
26.32	\$ -	

- 2. Detail of Assets Pledged as Collateral Not Captured in Other Categories (Contracts That Share Similar Characteristics, Such as Reinsurance and Derivatives, Are Reported in the Aggregate): None.
- 3. Detail of Other Restricted Assets (Contracts That Share Similar Characteristics, Such as Reinsurance and Derivatives, Are Reported in the Aggregate): None.
- 4. Collateral Received and Assets Held under Modco/Funds Withheld (FWH) Reinsurance Agreements Reflected as Assets Within the Reporting Entity's Financial Statements: None.

M. Working Capital Finance Investments: None.

N. Offsetting and Netting of Assets and Liabilities: None.

O. 5GI Securities: None.

P. Short Sales: None.

Q. Prepayment Penalty and Acceleration Fees

	<u>General Account</u>
1. Number of CUSIPs	45
2. Aggregate Amount of Investment Income	\$ 5,787

R. Reporting Entity's Share of Cash Pool by Asset Type: None.

S. Aggregate Collateral Loans by Qualifying Investment Collateral: None.

**NOTE 6 Joint Ventures, Partnerships and Limited Liability Companies**

None.

**NOTES TO FINANCIAL STATEMENTS**

**NOTE 7 Investment Income**

A.-B. The Plan had no investment income that was excluded from surplus in 2025 or 2024. All of the Plan's investments and the income derived from such investments meet the criteria for admitted receivables.

C. The gross, nonadmitted and admitted amounts for interest income due and accrued.

	Amount
Interest Income Due and Accrued	
1. Gross	\$ 3,484,168
2. Nonadmitted	
3. Admitted	\$ 3,484,168

D. The aggregate deferred interest: None.

E. The cumulative amounts of paid-in-kind (PIK) interest included in the current principal balance: None.

**NOTE 8 Derivative Instruments**

None.

**NOTE 9 Income Taxes**

A. The components of the net deferred tax asset/(liability) at the end of current period are as follows:

1. Components of Net Deferred Tax Asset/(Liability)

	12/31/2025			12/31/2024			Change		
	(1) Ordinary	(2) Capital	(3) (Col. 1 + 2) Total	(4) Ordinary	(5) Capital	(6) (Col. 4 + 5) Total	(7) (Col. 1 - 4) Ordinary	(8) (Col. 2 - 5) Capital	(9) (Col. 7 + 8) Total
(a) Gross Deferred Tax Assets	\$21,785,438	\$ 3,436	\$21,788,874	\$19,303,912	\$ 20,604	\$19,324,516	\$ 2,481,526	\$ (17,168)	\$ 2,464,358
(b) Statutory Valuation Allowance Adjustment			\$ -	\$ -	\$ -	\$ -	\$ -	\$ -	\$ -
(c) Adjusted Gross Deferred Tax Assets (1a - 1b)	\$21,785,438	\$ 3,436	\$21,788,874	\$19,303,912	\$ 20,604	\$19,324,516	\$ 2,481,526	\$ (17,168)	\$ 2,464,358
(d) Deferred Tax Assets Nonadmitted	\$ 559,785	\$ 3,436	\$ 563,221	\$ 479,135	\$ 20,604	\$ 499,739	\$ 80,650	\$ (17,168)	\$ 63,482
(e) Subtotal Net Admitted Deferred Tax Asset (1c - 1d)	\$21,225,653	\$ -	\$21,225,653	\$18,824,777	\$ -	\$18,824,777	\$ 2,400,876	\$ -	\$ 2,400,876
(f) Deferred Tax Liabilities	\$ 92,965		\$ 92,965	\$ 1,553,485	\$ -	\$ 1,553,485	\$(1,460,520)	\$ -	\$(1,460,520)
(g) Net Admitted Deferred Tax Asset/(Net Deferred Tax Liability) (1e - 1f)	\$21,132,688	\$ -	\$21,132,688	\$17,271,292	\$ -	\$17,271,292	\$ 3,861,396	\$ -	\$ 3,861,396

2.

	12/31/2025			12/31/2024			Change		
	(1) Ordinary	(2) Capital	(3) (Col. 1 + 2) Total	(4) Ordinary	(5) Capital	(6) (Col. 4 + 5) Total	(7) (Col. 1 - 4) Ordinary	(8) (Col. 2 - 5) Capital	(9) (Col. 7 + 8) Total
Admission Calculation Components SSAP No. 101, Income Taxes									
(a) Federal Income Taxes Paid In Prior Years Recoverable Through Loss Carrybacks	\$21,132,688		\$21,132,688	\$17,177,075	\$ -	\$17,177,075	\$ 3,955,613	\$ -	\$ 3,955,613
(b) Adjusted Gross Deferred Tax Assets Expected To Be Realized (Excluding The Amount Of Deferred Tax Assets From 2(a) above) After Application of the Threshold Limitation. (The Lesser of 2(b)1 and 2(b)2 Below)			\$ -	\$ 94,217	\$ -	\$ 94,217	\$ (94,217)	\$ -	\$ (94,217)
1. Adjusted Gross Deferred Tax Assets Expected to be Realized Following the Balance Sheet Date.			\$ -	\$ 94,217	\$ -	\$ 94,217	\$ (94,217)	\$ -	\$ (94,217)
2. Adjusted Gross Deferred Tax Assets Allowed per Limitation Threshold.	XXX	XXX	\$26,871,402	XXX	XXX	\$52,005,900	XXX	XXX	\$ (25,134,498)
(c) Adjusted Gross Deferred Tax Assets (Excluding The Amount Of Deferred Tax Assets From 2(a) and 2(b) above) Offset by Gross Deferred Tax Liabilities.	\$ 92,965		\$ 92,965	\$ 1,553,485	\$ -	\$ 1,553,485	\$(1,460,520)	\$ -	\$(1,460,520)
(d) Deferred Tax Assets Admitted as the result of application of SSAP No. 101. Total (2(a) + 2(b) + 2(c))	\$21,225,653	\$ -	\$21,225,653	\$18,824,777	\$ -	\$18,824,777	\$ 2,400,876	\$ -	\$ 2,400,876

3. Other Admissibility Criteria

	2025	2024
a. Ratio Percentage Used To Determine Recovery Period And Threshold Limitation Amount.	279.941%	412.591%
b. Amount Of Adjusted Capital And Surplus Used To Determine Recovery Period And Threshold Limitation In 2(b)2 Above.	\$ 268,714,019	\$ 346,705,999

4.

	12/31/2025		12/31/2024		Change	
	(1) Ordinary	(2) Capital	(3) Ordinary	(4) Capital	(5) (Col. 1 - 3) Ordinary	(6) (Col. 2 - 4) Capital
Impact of Tax Planning Strategies:						
(a) Determination of adjusted gross deferred tax assets and net admitted deferred tax assets, by tax character as a percentage.						
1. Adjusted Gross DTAs amount from Note 9A1 (c)	\$ 21,785,438	\$ 3,436	\$ 19,303,912	\$ 20,604	\$ 2,481,526	\$ (17,168)
2. Percentage of adjusted gross DTAs by tax character attributable to the impact of tax planning strategies					0.000%	0.000%
3. Net Admitted Adjusted Gross DTAs amount from Note 9A1(e)	\$ 21,225,653	\$ -	\$ 18,824,777	\$ -	\$ 2,400,876	\$ -
4. Percentage of net admitted adjusted gross DTAs by tax character admitted because of the impact of tax planning strategies					0.000%	0.000%

b. Do the Company's tax-planning strategies include the use of reinsurance?

Yes  No

**NOTES TO FINANCIAL STATEMENTS**

B. Deferred Tax Liabilities Not Recognized: None.

C. Current income taxes incurred consist of the following major components:

	(1) 12/31/2025	(2) 12/31/2024	(3) (Col. 1 - 2) Change
1. Current Income Tax			
(a) Federal	\$ 41,468,416	\$ 64,601,728	\$ (23,133,312)
(b) Foreign		\$ -	\$ -
(c) Subtotal (1a+1b)	\$ 41,468,416	\$ 64,601,728	\$ (23,133,312)
(d) Federal income tax on net capital gains	\$ 23,615	\$ (19,525)	\$ 43,140
(e) Utilization of capital loss carry-forwards		\$ -	\$ -
(f) Other	\$ 15,269	\$ 191,209	\$ (175,940)
(g) Federal and foreign income taxes incurred (1c+1d+1e+1f)	\$ 41,507,300	\$ 64,773,412	\$ (23,266,112)
2. Deferred Tax Assets:			
(a) Ordinary:			
(1) Discounting of unpaid losses	\$ 1,571,362	\$ 1,331,366	\$ 239,996
(2) Unearned premium reserve	\$ 343,496	\$ 200,935	\$ 142,561
(3) Policyholder reserves		\$ -	\$ -
(4) Investments		\$ -	\$ -
(5) Deferred acquisition costs		\$ -	\$ -
(6) Policyholder dividends accrual		\$ -	\$ -
(7) Fixed assets	\$ 135,479	\$ 168,970	\$ (33,491)
(8) Compensation and benefits accrual	\$ 252,057	\$ 244,974	\$ 7,083
(9) Pension accrual		\$ -	\$ -
(10) Receivables - nonadmitted	\$ 18,850,146	\$ 15,062,179	\$ 3,787,967
(11) Net operating loss carry-forward		\$ -	\$ -
(12) Tax credit carry-forward		\$ -	\$ -
(13) Other	\$ 632,898	\$ 2,295,488	\$ (1,662,590)
(99) Subtotal (sum of 2a1 through 2a13)	\$ 21,785,438	\$ 19,303,912	\$ 2,481,526
(b) Statutory valuation allowance adjustment		\$ -	\$ -
(c) Nonadmitted	\$ 559,785	\$ 479,135	\$ 80,650
(d) Admitted ordinary deferred tax assets (2a99 - 2b - 2c)	\$ 21,225,653	\$ 18,824,777	\$ 2,400,876
(e) Capital:			
(1) Investments	\$ 3,436	\$ 20,604	\$ (17,168)
(2) Net capital loss carry-forward		\$ -	\$ -
(3) Real estate		\$ -	\$ -
(4) Other		\$ -	\$ -
(99) Subtotal (2e1+2e2+2e3+2e4)	\$ 3,436	\$ 20,604	\$ (17,168)
(f) Statutory valuation allowance adjustment		\$ -	\$ -
(g) Nonadmitted	\$ 3,436	\$ 20,604	\$ (17,168)
(h) Admitted capital deferred tax assets (2e99 - 2f - 2g)	\$ -	\$ -	\$ -
(i) Admitted deferred tax assets (2d + 2h)	\$ 21,225,653	\$ 18,824,777	\$ 2,400,876
3. Deferred Tax Liabilities:			
(a) Ordinary:			
(1) Investments		\$ -	\$ -
(2) Fixed assets		\$ -	\$ -
(3) Deferred and uncollected premium		\$ -	\$ -
(4) Policyholder reserves		\$ -	\$ -
(5) Other	\$ 92,965	\$ 1,553,485	\$ (1,460,520)
(99) Subtotal (3a1+3a2+3a3+3a4+3a5)	\$ 92,965	\$ 1,553,485	\$ (1,460,520)
(b) Capital:			
(1) Investments		\$ -	\$ -
(2) Real estate		\$ -	\$ -
(3) Other		\$ -	\$ -
(99) Subtotal (3b1+3b2+3b3)	\$ -	\$ -	\$ -
(c) Deferred tax liabilities (3a99 + 3b99)	\$ 92,965	\$ 1,553,485	\$ (1,460,520)
4. Net deferred tax assets/liabilities (2i - 3c)	\$ 21,132,688	\$ 17,271,292	\$ 3,861,396

The Plan is subject to taxation in the United States. With few exceptions, the Plan is no longer subject to U.S. federal examination for tax years before 2022.

D. Reconciliation of Federal Income Tax Rate to Actual Effective Rate. Among the more significant book to tax adjustments were the following:

	Tax Effect	Effective Tax Rate
Provision computed at statutory rate	\$ 40,780,501	21.00%
Changes in nonadmitted assets	(3,317,133)	-1.71%
Other	101,886	0.05%
<b>Total</b>	<b>\$ 37,565,254</b>	<b>19.34%</b>
Federal and foreign income taxes incurred	\$ 41,483,685	21.36%
Realized capital gains (losses) tax	23,615	0.01%
Change in net deferred income taxes	(3,942,046)	-2.03%
<b>Total statutory income taxes</b>	<b>\$ 37,565,254</b>	<b>19.34%</b>

E. Operating Loss Carry Forwards and Income Taxes Available for Recoupment

- The amounts, origination dates and expiration dates of operating loss and tax credit carry forward available for tax purposes: None.
- The following is income tax expense for current year and proceeding years that is available for recoupment in the event of future net losses:

Year	Amount
2025	\$ 41,492,031
2024	\$ 64,597,472

- The Plan did not have any aggregate amount of deposits admitted under Section 6603 of the Internal Revenue Code.

## NOTES TO FINANCIAL STATEMENTS

### F. Consolidated Federal Income Tax Return

The Plan is included in the consolidated federal income tax return with its ultimate parent, Molina, which constitutes a controlled group. The entities included within the consolidated return are included in NAIC Statutory Statement Schedule Y – Information Concerning Activities of Insurer Members of a Holding Company Group. Federal income taxes are paid to or refunded by Molina pursuant to the terms of a tax-sharing agreement, approved by the Board of Directors, under which taxes approximate the amount that would have been computed on a separate company basis, with the exception of net operating losses and capital losses. For these losses the Plan receives a benefit at the federal rate in the current year for current taxable losses incurred in that year to the extent losses can be utilized in the consolidated federal income tax return of Molina.

Effective tax year 2024, the controlled group was deemed an applicable corporation subject to the Corporate Alternative Minimum Tax (“CAMT”). In accordance with the amended and restated tax sharing agreement, the Plan is excluded from charges for any portion of the group’s CAMT and is not allocated any portion of the group’s CAMT credit carryover.

Federal income tax paid for 2025 pursuant to the tax sharing agreement was \$55,330,844.

### G. Federal or Foreign Federal Income Tax Loss Contingencies: The Plan does not have any tax loss contingencies for which it is reasonably possible that the total liability will significantly increase within twelve months of the reporting date.

### H. Repatriation Transition Tax: None.

### I. Alternative Minimum Tax Credit: None.

## NOTE 10 Information Concerning Parent, Subsidiaries, Affiliates and Other Related Parties

### A. Molina has wholly owned operating subsidiaries in various states as indicated in Schedule Y, Parts 1 and 1A.

### B. The Plan paid an extraordinary dividend in cash amounting to \$115 million on June 26, 2025 and an ordinary dividend in cash amounting to \$100 million on December 18, 2025. The Plan paid ordinary dividends in cash amounting to \$50 million on June 4, 2024 and \$125 million on September 13, 2024. The plan also paid an extraordinary dividend of \$85 million on December 16, 2024.

The Plan has an agreement with Molina whereby Molina provides certain administrative services to the Plan. Expenses incurred relating to this agreement amounted to \$215,427,366 and \$208,176,337 for the years ended December 31, 2025 and 2024, respectively.

The Plan subleases office space from Molina who is a master lessee under an arrangement with a third party that commenced in 2013. Rental expense relating to these leases totaled \$120,791 and \$1,442,911 for the years ended December 31, 2025 and 2024, respectively. Minimum future lease commitments for this lease are included in the operating lease table in Note 15.

### C. Transactions with related party who are not reported on Schedule Y: None.

### D. As of December 31, 2025 and 2024 amounts due to Molina and affiliates totaled \$13,217,800 and \$10,054,011, respectively. Intercompany receivables and payables are generally settled on a monthly basis.

### E. The Plan has a services agreement with Molina, as described in Note 10B. above.

### F. The Plan is not a guarantor and does not participate in any undertakings.

### G. As indicated in Note 10.A. above, the Plan is a wholly owned subsidiary of Molina. The entities under common ownership of Molina are indicated in Schedule Y, Parts 1 and 1A.

### H. Amount Deducted from the Value of Upstream Intermediate Entity or Ultimate Parent Owned: None.

### I. Investments in SCA that Exceed 10% of Admitted Assets: None.

### J. Investments in Impaired SCAs: None.

### K. Investment in Foreign Insurance Subsidiary: None.

### L. Investment in Downstream Noninsurance Holding Company: None.

### M. All SCA Investments: None.

### N. Investment in Insurance SCAs: None.

### O. SCA or SSAP 48 Entity Loss Tracking: None.

## NOTE 11 Debt

### A. Debt Including Capital Notes: None.

### B. Federal Home Loan Bank (FHLB) Agreements: None.

### C. Unused commitments and lines of credit for financing arrangements: None.

## NOTE 12 Retirement Plans, Deferred Compensation, Postemployment Benefits and Compensated Absences and Other Postretirement Benefit Plans

### A.-D. Debt Including Capital Notes: None.

### E. Defined Contribution Plan: See Note 12.G.

### F. Multiemployer Plans: None.

### G. Consolidated/Holding Company Plans: The employees of the Plan are eligible to participate in a defined contribution 401(k) plan sponsored by Molina subject to the participation eligibility set forth in the plan. Eligible employees are allowed to contribute up to the maximum allowed by law. The Plan matches 100% up to the first 4% of compensation contributed by the employees, up to IRS recognized limits, subject to a one-year cliff vesting requirement. The Plan has no legal obligation to provide benefits under the plan. The Plan’s expense recognized in connection with the 401(k) plan was \$1,004,187 and \$1,038,549 for the years ended December 31, 2025 and 2024, respectively.

### H. Postemployment Benefits and Compensated Absences: None.

### I. Impact of Medicare Modernization Act on Postretirement Benefits (INT 04-17): None.

## NOTES TO FINANCIAL STATEMENTS

**NOTE 13 Capital and Surplus, Dividend Restrictions and Quasi-Reorganizations**

- A. The Plan has 1,500 shares of \$1 par value common stock authorized, 1,500 shares issued and outstanding. All issued and outstanding shares of common stock are held by Molina.
- B. Preferred stock: None.
- C. Dividend restrictions: The payment of dividends by the Plan to Molina is limited and can only be made from earned profits unless prior approval is received from the Department. The amount of dividend that may be paid by insurance companies without prior approval of the Ohio Insurance Commissioner is also subject to restrictions relating to statutory surplus and net income. At December 31, 2025 and 2024, no extraordinary dividends were paid without the Department's approval. A dividend/distribution cannot decrease unassigned funds below zero. Ordinary dividends do not require prior approval by the Department.
- D. Dividends paid by the Plan to Molina during the years 2025 and 2024, respectively, were as follows: Refer to Note 10B.
- E. Subject to the limitations of 13(C), no restrictions have been placed on the portion of the Plan's profits that may be paid as ordinary dividends to Molina.
- F. Restrictions placed on unassigned funds (surplus): None.
- G. Advances to surplus not repaid: None.
- H. Stock held for special purposes: None.
- I. Changes in the balance of special surplus funds: None.
- J. The portion of unassigned surplus or deficit, excluding net income and dividends, represented or reduced by each item below is as follows:

	2025	2024
Net unrealized capital gains (losses)	(12,927)	(77,509)
Nonadmitted assets	87,580,239	71,757,467
Totals	\$ 87,593,166	\$ 71,679,958

- K. The Company issued the following surplus debentures or similar obligations: None.
- L. The impact of any restatement due to prior quasi-reorganizations is as follows: None.
- M. The effective dates of all quasi-reorganizations in the prior 10 years: None.

**NOTE 14 Liabilities, Contingencies and Assessments**

- A. Contingent Commitments: The Plan has no contingent commitments.
- B. Assessments: None.
- C. Gain Contingencies: None.
- D. Claims related extra contractual obligations and bad faith losses stemming from lawsuits: None.
- E. Joint and Several Liabilities: None.
- F. All Other Contingencies: From time to time, the Plan may be involved in legal actions in the normal course of business, some of which involve a demand for both compensatory and punitive damages not covered by insurance. Currently, there are no pending or threatened actions which, to the knowledge and in the opinion of management and the Plan's counsel, would have a material adverse effect on the Plan's financial position, results of operations or cash flow.

The Plan routinely evaluates the collectability of all receivable amounts included in the statutory basis statements of admitted assets, liabilities, and capital and surplus. Impairment reserves are established for those amounts where collectability is uncertain. Based on the Plan's past experience, exposure related to uncollectible balances and the potential of loss for those balances not currently reserved for is not material to the Plan's financial position, results of operation or cash flow.

The Plan recognizes the financial statement benefit of a tax position after determining that the relevant tax authority would more likely than not sustain the position following an audit, including resolution of any related appeals or litigation processes, based on the technical merits of the position. The tax benefit to be recognized is measured as the largest amount of benefit that is greater than 50% likely of being realized upon ultimate settlement. Interest and penalties, if incurred, are recognized in the statutory basis statements of revenue and expenses as federal income tax expense. The Plan did not have any tax loss contingency liability as of December 31, 2025. The Plan has not recognized any interest or penalties for the years ended December 31, 2025 and 2024.

There are no assets that the Plan considers to be impaired at December 31, 2025 and 2024.

**NOTE 15 Leases**

- A. Lessee Operating Lease:
- (1) The Plan leases office facilities and equipment under noncancelable long-term operating leases. Some of the leases contain escalation clauses and renewal options. Rental expense relating to these leases totaled \$153,415 and \$1,442,911 for the years ended December 31, 2025 and 2024, respectively.
- (2) a. At January 1, 2026, the minimum aggregate rental commitments are as follows:
- |                               | Operating<br>Leases |
|-------------------------------|---------------------|
| 1. 2026                       | \$ 156,500          |
| 2. 2027                       | \$ 161,200          |
| 3. 2028                       | \$ 166,050          |
| 4. 2029                       | \$ 171,000          |
| 5. 2030                       | \$ 176,150          |
| 6. Thereafter                 | \$ 1,500,002        |
| 7. Total (sum of 1 through 6) | \$ 2,330,902        |
- b. Total of Minimum Rentals to be Received in the Future under Noncancelable Subleases: None.
- (3) For Sale-Leaseback Transactions: None.
- B. Lessor Leases: None.

**NOTE 16 Information About Financial Instruments With Off-Balance Sheet Risk and Financial Instruments With Concentrations of Credit Risk**

None.

## NOTES TO FINANCIAL STATEMENTS

**NOTE 17 Sale, Transfer and Servicing of Financial Assets and Extinguishments of Liabilities**

- A. Transfers of Receivables Reported as Sales: None.
- B. Transfer and Servicing of Financial Assets: None.
- C. Wash Sales: None.

**NOTE 18 Gain or Loss to the Reporting Entity from Uninsured Plans and the Uninsured Portion of Partially Insured Plans**

- A. Administrative Services Only (ASO) Plans: None.
- B. Administrative Services Contract (ASC) Plans: None.
- C. Medicare or Similarly Structured Cost Based Reimbursement Contract: The Medicare Part D program is a partially insured plan. The Plan recorded a receivable of \$1,251,483 at December 31, 2025 and a receivable of \$5,915,040 at December 31, 2024 for cost reimbursements under the Medicare Part D program.

The Plan recorded a receivable of \$4,321,325 at December 31, 2025 related to the Manufacturer Discount Program.

**NOTE 19 Direct Premium Written/Produced by Managing General Agents/Third Party Administrators**

None.

**NOTE 20 Fair Value Measurements**

The NAIC SAP defines fair value, establishes a framework for measuring fair value, and outlines the disclosure requirements related to fair value measurements. The fair value hierarchy is as follows:

Level 1 – Certain inputs are quoted prices (unadjusted) in active markets for identical assets or liabilities that the reporting entity has the ability to access at the measurement date.

Level 2 – Certain inputs are inputs other than quoted prices included within Level 1 that are observable for the asset or liability, either directly or indirectly. If the asset or liability has a specific (contractual) term, a Level 2 input must be observable for substantially the full term of the asset or liability. Level 2 inputs include the following:

- Quoted prices for similar assets in active markets;
- Quoted prices for identical or similar assets in nonactive markets (few transactions, limited information, noncurrent prices, high variability over time, etc.);
- Inputs other than quoted prices that are observable for the asset (interest rates, yield curves, volatilities, default rates, etc.);
- Inputs that are derived principally from or corroborated by other observable market data.

Level 3 – Certain inputs are unobservable inputs for the asset or liability. Unobservable inputs shall be used to measure fair value to the extent that relevant observable inputs are not available, thereby allowing for situations in which there is little, if any, market activity for the asset or liability at the measurement date.

Bonds and short-term investments are based on quoted market prices, where available.

**A. Fair Value Measurements**

- (1) Fair Value Measurements at Reporting Date: The Plan's assets measured and reported at fair value on a recurring basis are listed in the tables below. Fair value measurements for fixed income securities are based on valuations provided by independent pricing services that are approved and periodically monitored by our investment manager's pricing policy committee. There were no transfers between Level 1 and Level 2 of the fair value hierarchy.

2025:

Description for each class of asset or liability	(Level 1)	(Level 2)	(Level 3)	Net Asset Value (NAV)	Total
<b>a. Assets at fair value</b>					
Corporate bonds (unaffiliated)	\$ -	\$ 2,230,753	\$ -	\$ -	\$ 2,230,753
All other money market mutual funds	\$ 15,236,806	\$ -	\$ -	\$ -	\$ 15,236,806
Exempt money market mutual funds	\$ 2,568,075	\$ -	\$ -	\$ -	\$ 2,568,075
<b>Total assets at fair value/NAV</b>	<b>\$ 17,804,881</b>	<b>\$ 2,230,753</b>	<b>\$ -</b>	<b>\$ -</b>	<b>\$ 20,035,634</b>

Description for each class of asset or liability	(Level 1)	(Level 2)	(Level 3)	Net Asset Value (NAV)	Total
<b>b. Liabilities at fair value</b>					
<b>Total liabilities at fair value</b>	<b>\$ -</b>	<b>\$ -</b>	<b>\$ -</b>	<b>\$ -</b>	<b>\$ -</b>

2024:

Description for each class of asset	(Level 1)	(Level 2)	(Level 3)	Net Asset Value (NAV)	Total
<b>a. Assets at fair value</b>					
Exempt money market mutual funds	\$ 18,372,409	\$ -	\$ -	\$ -	\$ 18,372,409
Hybrid securities	\$ -	\$ 67,036	\$ -	\$ -	\$ 67,036
Industrial & miscellaneous	\$ -	\$ 8,053,437	\$ -	\$ -	\$ 8,053,437
Other money market mutual funds	\$ 37,012,010	\$ -	\$ -	\$ -	\$ 37,012,010
<b>Total assets at fair value/NAV</b>	<b>\$ 55,384,419</b>	<b>\$ 8,120,473</b>	<b>\$ -</b>	<b>\$ -</b>	<b>\$ 63,504,892</b>

Description for each class of asset or liability	(Level 1)	(Level 2)	(Level 3)	Net Asset Value (NAV)	Total
<b>b. Liabilities at fair value</b>					
<b>Total liabilities at fair value</b>	<b>\$ -</b>	<b>\$ -</b>	<b>\$ -</b>	<b>\$ -</b>	<b>\$ -</b>

- (2) Fair Value Measurements in Level 3 of the Fair Value hierarchy: None.

- (3) Policies for Determining when Transfers Between Levels are Recognized: The actual date of the event or change in circumstances that caused the transfer.

- (4) Description of Valuation Techniques and Inputs Used in Fair Value Measurement: Level 2 financial instruments include investments that are traded frequently though not necessarily daily. Fair value for these securities is determined using a market approach based on quoted prices for similar securities in active markets or quoted prices for identical securities in inactive markets.

- (5) Derivative assets and liabilities: None.

**NOTES TO FINANCIAL STATEMENTS**

- B. Fair Value Reporting under SSAP No. 100, Fair Value Measurements, and Other Accounting Pronouncements: In addition to the financial instruments listed below, the Plan's statutory basis balance sheets typically include the following financial instruments: investment income due and accrued, federal income tax recoverable (payable), receivables, and current liabilities. The Plan believes the carrying amounts of these financial instruments approximate the fair value of these financial instruments because of the relatively short period of time between the origination of the instruments and their expected realization or payment.
- C. Aggregate fair value for all financial instruments and the level within the fair value hierarchy in which the fair value measurements in their entirety fall.

The aggregate fair value hierarchy of all financial instruments as of December 31, 2025 and 2024 are presented in the tables below:

2025:

Type of Financial Instrument	Aggregate Fair Value	Admitted Assets	(Level 1)	(Level 2)	(Level 3)	Net Asset Value (NAV)	Not Practicable (Carrying Value)
Corporate bonds (unaffiliated)	\$ 181,218,167	\$ 179,519,454	\$ -	\$ 181,218,167	\$ -	\$ -	\$ -
Municipal bonds - general obligations (direct & guaranteed)	\$ 1,210,108	\$ 1,250,000	\$ -	\$ 1,210,108	\$ -	\$ -	\$ -
Municipal bonds - special revenue	\$ 6,526,742	\$ 6,574,709	\$ -	\$ 6,526,742	\$ -	\$ -	\$ -
Single entity backed obligations (unaffiliated)	\$ 7,764,905	\$ 7,749,214	\$ -	\$ 7,764,905	\$ -	\$ -	\$ -
U.S. Government obligations (exempt from RBC)	\$ 456,422	\$ 455,718	\$ -	\$ 456,422	\$ -	\$ -	\$ -
Financial asset-backed securities - self-liquidating	\$ 157,730,380	\$ 158,802,034	\$ -	\$ 157,730,380	\$ -	\$ -	\$ -
Non-Financial asset-backed securities - full analysis	\$ 5,334,775	\$ 5,353,640	\$ -	\$ 5,334,775	\$ -	\$ -	\$ -
Non-Financial asset-backed securities - practical expedient	\$ 7,211,051	\$ 7,083,192	\$ -	\$ 7,211,051	\$ -	\$ -	\$ -
Short term certificates of deposit	\$ 63,985,353	\$ 63,985,353	\$ 63,985,353	\$ -	\$ -	\$ -	\$ -
All other money market mutual funds	\$ 15,236,806	\$ 15,236,806	\$ 15,236,806	\$ -	\$ -	\$ -	\$ -
Exempt money market mutual funds as identified by SVO	\$ 2,568,076	\$ 2,568,076	\$ 2,568,076	\$ -	\$ -	\$ -	\$ -
Open depositories	\$ (36,752,266)	\$ (36,752,266)	\$ (36,752,266)	\$ -	\$ -	\$ -	\$ -
Total financial instruments	\$ 412,490,519	\$ 411,825,930	\$ 45,037,969	\$ 367,452,550	\$ -	\$ -	\$ -

2024:

Type of Financial Instrument	Aggregate Fair Value	Admitted Assets	(Level 1)	(Level 2)	(Level 3)	Net Asset Value (NAV)	Not Practicable (Carrying Value)
Corporate bonds (unaffiliated)	\$ 221,002,483	\$ 224,139,121	\$ -	\$ 221,002,483	\$ -	\$ -	\$ -
Municipal bonds - general obligations (direct & guaranteed)	\$ 7,398,605	\$ 7,747,973	\$ -	\$ 7,398,605	\$ -	\$ -	\$ -
Municipal bonds - special revenue	\$ 25,662,861	\$ 26,720,847	\$ -	\$ 25,662,861	\$ -	\$ -	\$ -
Single entity backed obligations (unaffiliated)	\$ 9,877,679	\$ 9,996,566	\$ -	\$ 9,877,679	\$ -	\$ -	\$ -
U.S. Government obligations (exempt from RBC)	\$ 455,853	\$ 452,856	\$ -	\$ 455,853	\$ -	\$ -	\$ -
Financial asset-backed securities - self-liquidating	\$ 154,551,782	\$ 159,538,113	\$ -	\$ 154,551,782	\$ -	\$ -	\$ -
Non-Financial asset-backed securities - full analysis	\$ 4,576,795	\$ 4,662,162	\$ -	\$ 4,576,795	\$ -	\$ -	\$ -
Non-Financial asset-backed securities - practical expedient	\$ 7,245,647	\$ 7,295,215	\$ -	\$ 7,245,647	\$ -	\$ -	\$ -
Short term certificates of deposit	\$ 89,362,638	\$ 89,362,638	\$ 89,362,638	\$ -	\$ -	\$ -	\$ -
All other money market mutual funds	\$ 37,012,010	\$ 37,012,010	\$ 37,012,010	\$ -	\$ -	\$ -	\$ -
Exempt money market mutual funds as identified by SVO	\$ 18,372,409	\$ 18,372,409	\$ 18,372,409	\$ -	\$ -	\$ -	\$ -
Open depositories	\$ (37,594,117)	\$ (37,594,117)	\$ (37,594,117)	\$ -	\$ -	\$ -	\$ -
Total financial instruments	\$ 537,924,645	\$ 547,705,793	\$ 107,152,940	\$ 430,771,705	\$ -	\$ -	\$ -

- D. Not Practicable to Estimate Fair Value: None.
- E. NAV Practical Expedient Investments: None.

## NOTES TO FINANCIAL STATEMENTS

**NOTE 21 Other Items**

- A. Unusual or Infrequent Items: None.
- B. Troubled Debt Restructuring: Debtors: None.
- C. Other Disclosures

In November 2024, the Plan was awarded a contract to provide benefits to the state's Next Generation MyCare program. The new contract is expected to commence on January 1, 2026 in the 29 counties where MyCare Ohio is currently available, with statewide expansion of the program to follow as quickly as possible.

**Stock Plans**

Under an equity incentive plan adopted by Molina, the Plan's employees may be awarded Molina restricted stock or other equity incentives. Restricted stock awards generally vest in equal annual installments over periods of up to four years from the date of grant.

Molina has an employee stock purchase plan under which the eligible employees of the Plan may purchase common shares at 85% of the lower of the fair market value of Molina's common stock on either the first or last trading day of each six-month offering period. Each participant is limited to a maximum purchase of \$25,000 (as measured by the fair value of the stock acquired) per year through payroll deductions.

- D. Business Interruption Insurance Recoveries: None.
- E. State Transferable and Non-transferable Tax Credits: None.
- F. Subprime Mortgage Related Risk Exposure: None.
- G. Retained Assets: None.
- H. Insurance-Linked Securities (ILS) Contracts: None.
- I. The Amount That Could Be Realized on Life Insurance Where the Reporting Entity is Owner and Beneficiary or Has Otherwise Obtained Rights to Control the Policy: None.

**NOTE 22 Events Subsequent**

Type I – Recognized Subsequent Events: None.

Type II – Nonrecognized Subsequent Events: None.

The Plan evaluated its December 31, 2025 statutory basis financial statements for subsequent events through February 27, 2026, the date the statutory basis financial statements were available to be issued. The Plan is not aware of any subsequent events that would require recognition or disclosure in these statutory basis financial statements.

**NOTE 23 Reinsurance**

- A. Ceded Reinsurance Report

**Section 1 – General Interrogatories**

- (1) Are any of the reinsurers, listed in Schedule S as non-affiliated, owned in excess of 10% or controlled, either directly or indirectly, by the company or by any representative, officer, trustee, or director of the company? No.
- (2) Have any policies issued by the company been reinsured with a company chartered in a country other than the United States (excluding U.S. Branches of such companies) that is owned in excess of 10% or controlled directly or indirectly by an insured, a beneficiary, a creditor or any other person not primarily engaged in the insurance business? No.

**Section 2 – Ceded Reinsurance Report – Part A**

- (1) Does the company have any reinsurance agreements in effect under which the reinsurer may unilaterally cancel any reinsurance for reasons other than for nonpayment of premium or other similar credits? No.
- (2) Does the reporting entity have any reinsurance agreements in effect such that the amount of losses paid or accrued through the statement date may result in a payment to the reinsurer of amounts that, in aggregate and allowing for offset of mutual credits from other reinsurance agreements with the same reinsurer, exceed the total direct premium collected under the reinsured policies? No.

**Section 3 – Ceded Reinsurance Report – Part B**

- (1) What is the estimated amount of the aggregate reduction in surplus, (for agreements other than those under which the reinsurer may unilaterally cancel for reasons other than for nonpayment of premium or other similar credits that are reflected in Section 2 above) of termination of ALL reinsurance agreements, by either party, as of the date of this statement? Where necessary, the company may consider the current or anticipated experience of the business reinsured in making this estimate. \$0
- (2) Have any new agreements been executed or existing agreements amended, since January 1 of the year of this statement, to include policies or contracts that were in force or which had existing reserves established by the company as of the effective date of the agreement? No.

- B. Uncollectible Reinsurance: None.
- C. Commutation of Reinsurance Reflected in Income and Expenses: None.
- D. Certified Reinsurer Rating Downgraded or Status Subject to Revocation: None.
- E. Reinsurance Credit:

(2) For 2025 the Plan has a reinsurance agreement with Odyssey Reinsurance Company, a non-affiliate, which provides coverage of 90% of individual claims above deductibles of \$1,000,000 for Medicaid business and \$500,000 Medicare business up to \$2,000,000 per year. The reinsurance agreement provides coverage for calendar year 2025.

Reinsurance contracts do not relieve the Plan from its obligations to subscribers. The Plan remains liable to its subscribers for the portion reinsured to the extent that the reinsurance company does not meet the obligations assumed under the reinsurance contract.

Reinsurance expense is reported as a reduction of net premium income and amounted to \$6,988,705 and \$6,428,678 for the years ended December 31, 2025 and 2024, respectively.

**NOTES TO FINANCIAL STATEMENTS**

**NOTE 24 Retrospectively Rated Contracts & Contracts Subject to Redetermination**

A.-C. The business of the Plan that is subject to retrospective rating features is as follows:

Medicaid Program

Medical Cost Floors (Medical Loss Ratio, or MLR) and Corridors: For certain Medicaid premiums, amounts may be returned to (ODM), if certain minimum amounts are not spent on defined medical care costs, or the Plan may receive additional premiums if amounts spent on medical care costs exceed a defined maximum threshold.

The Plan had net premiums written of \$2,414,708,795 and \$2,329,791,647 for its Medicaid business for the years ended December 31, 2025 and 2024, representing 73.5% and 73.6% of total net premiums written in 2025 and 2024, respectively.

Medicare Program

Minimum MLR: The Affordable Care Act (ACA) established a minimum annual medical loss ratio ("Minimum MLR") of 85% for Medicare. The medical loss ratio represents medical costs as a percentage of premium revenue. Federal regulations define what constitutes medical costs and premium revenue. If the Minimum MLR is not met, the Plan may be required to pay rebates to the federal government. The Plan recognizes estimated rebates under the Minimum MLR as an adjustment to net premium income in the statutory basis statements of revenue and expenses.

Risk Adjustment: The Plan's Medicare revenue is subject to retroactive increase or decrease based on the health status of its Medicare members (as measured by member risk score). The Plan estimates its members' risk scores and the related amount of Medicare revenue that will ultimately be realized for the periods presented based on its knowledge of its members' health status, risk scores and CMS practices.

The Plan had net premiums written of \$343,420,486 and \$370,333,287 for its Medicare business for the years ended December 31, 2025 and 2024, representing 10.4% and 11.7% of total net premiums written in 2025 and 2024, respectively.

Marketplace Program

Minimum MLR: The ACA has established a Minimum MLR of 80% for the Marketplace. If the Minimum MLR is not met, the Plan may be required to pay rebates to its Marketplace policyholders. The Marketplace risk adjustment program is taken into consideration when computing the Minimum MLR. The Plan recognizes estimated rebates under the Minimum MLR as an adjustment to net premium income in the statutory basis statements of revenue and expenses.

Risk Adjustment: Under this program, the Plan's composite risk scores are compared with the overall average risk score for the state and market pool. Generally, the Plan will make a risk adjustment payment into the pool if its composite risk scores are below the average risk score (risk adjustment payable) and will receive a risk adjustment payment from the pool if their composite risk scores are above the average risk score (risk adjustment receivable). Beginning in 2018, the risk adjustment program also includes the Federal high-cost risk pool. The high-cost risk pool provides compensation for high dollar claims. The Plan began serving members through the Marketplace in January 2014. The Plan estimates its ultimate premium based on insurance policy year-to-date experience and recognizes estimated premiums relating to the risk adjustment program as an adjustment to net premium income in the statutory basis statements of revenue and expenses.

The Plan had net premiums written of \$528,007,256 and \$464,519,049 for its Marketplace business for the years ended December 31, 2025 and 2024, representing 16.1% and 14.7% of the total net premiums written in 2025 and 2024, respectively.

Estimated accrued retrospective premiums due from the Plan are recorded in aggregate health policy reserves on Page 3 Line 4 and as an adjustment to change in reserve for rate credits on Page 4 Line 3.

D. Medical loss ratio rebates required pursuant to the Public Health Service Act:

	1	2	3	4	5
	Individual	Small Group Employer	Large Group Employer	Other Categories with Rebates	Total
Prior Reporting Year					
(1) Medical loss ratio rebates incurred	\$ 11,896,328	\$ -	\$ -	\$ -	\$ 11,896,328
(2) Medical loss ratio rebates paid	\$ -	\$ -	\$ -	\$ -	\$ -
(3) Medical loss ratio rebates unpaid	\$ 11,896,328	\$ -	\$ -	\$ -	\$ 11,896,328
(4) Plus reinsurance assumed amounts	XXX	XXX	XXX	XXX	
(5) Less reinsurance ceded amounts	XXX	XXX	XXX	XXX	
(6) Rebates unpaid net of reinsurance	XXX	XXX	XXX	XXX	\$ 11,896,328
Current Reporting Year-to-Date					
(7) Medical loss ratio rebates incurred	\$ 1,613,323	\$ -	\$ -	\$ -	\$ 1,613,323
(8) Medical loss ratio rebates paid	\$ 10,642,679	\$ -	\$ -	\$ -	\$ 10,642,679
(9) Medical loss ratio rebates unpaid	\$ 2,866,972	\$ -	\$ -	\$ -	\$ 2,866,972
(10) Plus reinsurance assumed amounts	XXX	XXX	XXX	XXX	\$ -
(11) Less reinsurance ceded amounts	XXX	XXX	XXX	XXX	\$ -
(12) Rebates unpaid net of reinsurance	XXX	XXX	XXX	XXX	\$ 2,866,972

E. Risk Sharing Provisions of the Affordable Care Act

(1) Did the reporting entity write accident and health insurance premium which is subject to the Affordable Care Act risk sharing provisions (YES/NO)? Yes [X] No [ ]

(2) Impact of Risk Sharing Provisions of the Affordable Care Act on Admitted Assets, Liabilities and Revenue for the Current Year Amount

a. Permanent ACA Risk Adjustment Program		
Assets		
1. Premium adjustments receivable due to ACA Risk Adjustment (including high risk pool payments)		\$ -
Liabilities		
2. Risk adjustment user fees payable for ACA Risk Adjustment		\$ 180,903
3. Premium adjustments payable due to ACA Risk Adjustment (including high risk pool premium)		\$ 18,222,619
Operations (Revenue & Expense)		
4. Reported as revenue in premium for accident and health contracts (written/collected) due to ACA Risk Adjustment		\$ (12,629,660)
5. Reported in expenses as ACA risk adjustment user fees (incurred/paid)		\$ (179,913)

**NOTES TO FINANCIAL STATEMENTS**

(3) Roll forward of prior year ACA risk sharing provisions for the following asset (gross of any nonadmission) and liability balances along with the reasons for adjustments to prior year balance.

	Accrued During the Prior Year on Business Written Before December 31 of the Prior Year		Received or Paid as of the Current Year on Business Written Before December 31 of the Prior Year		Differences		Adjustments			Unsettled Balances as of the Reporting Date	
	1	2	3	4	Prior Year Accrued Less Payments (Col 1 - 3)	Prior Year Accrued Less Payments (Col 2 - 4)	To Prior Year Balances	To Prior Year Balances	Ref	Cumulative Balance from Prior Years (Col 1-3+7)	Cumulative Balance from Prior Years (Col 2-4+8)
					5	6	7	8		9	10
	Receivable	Payable	Receivable	Payable	Receivable	Payable	Receivable	Payable		Receivable	Payable
a. Permanent ACA Risk Adjustment Program											
1. Premium adjustments receivable (including high risk pool payments)	\$ -	\$ -	\$ -	\$ -	\$ -	\$ -	\$ -	\$ -	A	\$ -	\$ -
2. Premium adjustments (payable) (including high risk pool premium)	\$ -	\$ (15,784,470)	\$ -	\$ (10,191,511)	\$ -	\$ (5,592,959)	\$ -	\$ 4,429,586	B	\$ -	\$ (1,163,373)
3. Subtotal ACA Permanent Risk Adjustment Program	\$ -	\$ (15,784,470)	\$ -	\$ (10,191,511)	\$ -	\$ (5,592,959)	\$ -	\$ 4,429,586		\$ -	\$ (1,163,373)

B. Adjustments are changes in estimates based on additional information since December 31, 2024.

**NOTE 25 Change in Incurred Claims and Claim Adjustment Expenses**

A. The liabilities for claims unpaid and accrued medical incentive pool and bonus amounts, net of health care receivables and reinsurance recoverables, as of December 31, 2024 were \$177,029,125. As of December 31, 2025, \$178,536,802 has been paid for incurred claims attributable to insured events of prior years. Reserves remaining for prior years, net of health care receivables and reinsurance recoverables, are now \$28,909,890, as a result of re-estimation of unpaid claims principally on Medicaid, Medicare, and Marketplace lines of business. Therefore, there has been a \$30,417,567 unfavorable prior-year development from December 31, 2024 to December 31, 2025. The unfavorable development is generally the result of ongoing analysis of recent loss development trends primarily due to higher than expected utilization of medical services. Consequently, the ultimate costs recognized in 2025, as claims payments were processed, were higher than the Plan's original estimates in 2024.

The unpaid claims adjustment expenses as of December 31, 2024 were \$1,565,168. During the year ended December 31, 2025, the Plan incurred and paid claims adjustment expenses of \$129,969,647 and \$129,778,371, respectively. The unpaid claims adjustment expenses were \$1,756,444 as of December 31, 2025.

B. Information about Significant Changes in Methodologies and Assumptions: The Plan did not make any significant changes in methodologies and assumptions used in the calculation of the liability for claims unpaid and unpaid claim adjustment expenses in 2025 or 2024.

**NOTE 26 Intercompany Pooling Arrangements**

None

**NOTE 27 Structured Settlements**

None

**NOTE 28 Health Care Receivables**

A. Pharmaceutical Rebate Receivables

Date	Estimated Pharmacy Rebates as Reported on Financial Statements	Pharmacy Rebates as Billed or Otherwise Confirmed	Actual Rebates Received Within 90 Days of Billing	Actual Rebates Received Within 91 to 180 Days of Billing	Actual Rebates Received More Than 180 Days After Billing
12/31/2025	\$ 16,518,822				
09/30/2025	\$ 17,597,960	\$ 17,464,404			
06/30/2025	\$ 17,310,792	\$ 16,813,884		\$ 17,697,856	
03/31/2025	\$ 16,113,759	\$ 15,174,831		\$ 16,809,940	\$ (1,276,172)
12/31/2024	\$ 16,676,484	\$ 16,377,435		\$ 16,170,736	\$ 69,575
09/30/2024	\$ 16,273,324	\$ 17,516,544		\$ 15,708,429	\$ 262,034
06/30/2024	\$ 17,052,418	\$ 16,724,172		\$ 15,413,905	\$ (296,702)
03/31/2024	\$ 15,475,900	\$ 14,913,901		\$ 14,884,459	\$ (1,019,906)
12/31/2023	\$ 16,437,716	\$ 16,841,743		\$ 14,331,059	\$ 2,316,349
09/30/2023	\$ 16,574,072	\$ 16,594,003		\$ 14,479,168	\$ 1,996,383
06/30/2023	\$ 16,796,566	\$ 16,276,135		\$ 13,845,039	\$ 2,408,490
03/31/2023	\$ 15,827,840	\$ 16,262,727		\$ 12,473,618	\$ 2,224,249

B. Risk-Sharing Receivables: None.

C. Medicare Prescription Payment Plan Receivables: None

**NOTE 29 Participating Policies**

None

**NOTE 30 Premium Deficiency Reserves**

1. Liability carried for premium deficiency reserves	\$	-	\$	-
2. Date of the most recent evaluation of this liability	12/31/2025		12/31/2024	
3. Was anticipated investment income utilized in the calculation?	Yes [X] No [ ]		Yes [ X ] No [ ]	

**NOTE 31 Anticipated Salvage and Subrogation**

None

# GENERAL INTERROGATORIES

## PART 1 - COMMON INTERROGATORIES GENERAL

- 1.1 Is the reporting entity a member of an Insurance Holding Company System consisting of two or more affiliated persons, one or more of which is an insurer? ..... Yes  No   
If yes, complete Schedule Y, Parts 1, 1A, 2 and 3.
- 1.2 If yes, did the reporting entity register and file with its domiciliary State Insurance Commissioner, Director or Superintendent or with such regulatory official of the state of domicile of the principal insurer in the Holding Company System, a registration statement providing disclosure substantially similar to the standards adopted by the National Association of Insurance Commissioners (NAIC) in its Model Insurance Holding Company System Regulatory Act and model regulations pertaining thereto, or is the reporting entity subject to standards and disclosure requirements substantially similar to those required by such Act and regulations? ..... Yes  No  N/A
- 1.3 State Regulating? ..... Ohio
- 1.4 Is the reporting entity publicly traded or a member of a publicly traded group? ..... Yes  No
- 1.5 If the response to 1.4 is yes, provide the CIK (Central Index Key) code issued by the SEC for the entity/group. .... 1179929
- 2.1 Has any change been made during the year of this statement in the charter, by-laws, articles of incorporation, or deed of settlement of the reporting entity? ..... Yes  No
- 2.2 If yes, date of change: .....
- 3.1 State as of what date the latest financial examination of the reporting entity was made or is being made. .... 12/31/2021
- 3.2 State the as of date that the latest financial examination report became available from either the state of domicile or the reporting entity. This date should be the date of the examined balance sheet and not the date the report was completed or released. .... 12/31/2021
- 3.3 State as of what date the latest financial examination report became available to other states or the public from either the state of domicile or the reporting entity. This is the release date or completion date of the examination report and not the date of the examination (balance sheet date). .... 05/26/2023
- 3.4 By what department or departments?  
Ohio Department of Insurance .....
- 3.5 Have all financial statement adjustments within the latest financial examination report been accounted for in a subsequent financial statement filed with Departments? ..... Yes  No  N/A
- 3.6 Have all of the recommendations within the latest financial examination report been complied with? ..... Yes  No  N/A
- 4.1 During the period covered by this statement, did any agent, broker, sales representative, non-affiliated sales/service organization or any combination thereof under common control (other than salaried employees of the reporting entity) receive credit or commissions for or control a substantial part (more than 20 percent of any major line of business measured on direct premiums) of:  
4.11 sales of new business? ..... Yes  No   
4.12 renewals? ..... Yes  No
- 4.2 During the period covered by this statement, did any sales/service organization owned in whole or in part by the reporting entity or an affiliate, receive credit or commissions for or control a substantial part (more than 20 percent of any major line of business measured on direct premiums) of:  
4.21 sales of new business? ..... Yes  No   
4.22 renewals? ..... Yes  No
- 5.1 Has the reporting entity been a party to a merger or consolidation during the period covered by this statement? ..... Yes  No   
If yes, complete and file the merger history data file with the NAIC.
- 5.2 If yes, provide the name of the entity, NAIC company code, and state of domicile (use two letter state abbreviation) for any entity that has ceased to exist as a result of the merger or consolidation.

1 Name of Entity	2 NAIC Company Code	3 State of Domicile

- 6.1 Has the reporting entity had any Certificates of Authority, licenses or registrations (including corporate registration, if applicable) suspended or revoked by any governmental entity during the reporting period? ..... Yes  No
- 6.2 If yes, give full information .....
- 7.1 Does any foreign (non-United States) person or entity directly or indirectly control 10% or more of the reporting entity? ..... Yes  No
- 7.2 If yes,  
7.21 State the percentage of foreign control ..... %  
7.22 State the nationality(s) of the foreign person(s) or entity(s); or if the entity is a mutual or reciprocal, the nationality of its manager or attorney-in-fact and identify the type of entity(s) (e.g., individual, corporation, government, manager or attorney-in-fact).

1 Nationality	2 Type of Entity

## GENERAL INTERROGATORIES

- 8.1 Is the company a subsidiary of a depository institution holding company (DIHC) or a DIHC itself, regulated by the Federal Reserve Board? ..... Yes [ ] No [ X ]
- 8.2 If the response to 8.1 is yes, please identify the name of the DIHC.  
.....
- 8.3 Is the company affiliated with one or more banks, thrifts or securities firms? ..... Yes [ ] No [ X ]
- 8.4 If response to 8.3 is yes, please provide below the names and locations (city and state of the main office) of any affiliates regulated by a federal financial regulatory services agency [i.e. the Federal Reserve Board (FRB), the Office of the Comptroller of the Currency (OCC), the Federal Deposit Insurance Corporation (FDIC) and the Securities Exchange Commission (SEC)] and identify the affiliate's primary federal regulator.

1 Affiliate Name	2 Location (City, State)	3 FRB	4 OCC	5 FDIC	6 SEC

- 8.5 Is the reporting entity a depository institution holding company with significant insurance operations as defined by the Board of Governors of Federal Reserve System or a subsidiary of the depository institution holding company? ..... Yes [ ] No [ X ]
- 8.6 If response to 8.5 is no, is the reporting entity a company or subsidiary of a company that has otherwise been made subject to the Federal Reserve Board's capital rule? ..... Yes [ ] No [ X ] N/A [ ]
9. What is the name and address of the independent certified public accountant or accounting firm retained to conduct the annual audit?  
Grant Thornton LLP, 2501 E. Enterprise Avenue, Suite 300, Appleton, WI 54913 .....
- 10.1 Has the insurer been granted any exemptions to the prohibited non-audit services provided by the certified independent public accountant requirements as allowed in Section 7H of the Annual Financial Reporting Model Regulation (Model Audit Rule), or substantially similar state law or regulation? ..... Yes [ ] No [ X ]
- 10.2 If the response to 10.1 is yes, provide information related to this exemption:  
.....
- 10.3 Has the insurer been granted any exemptions related to the other requirements of the Annual Financial Reporting Model Regulation as allowed for in Section 18A of the Model Regulation, or substantially similar state law or regulation? ..... Yes [ ] No [ X ]
- 10.4 If the response to 10.3 is yes, provide information related to this exemption:  
.....
- 10.5 Has the reporting entity established an Audit Committee in compliance with the domiciliary state insurance laws? ..... Yes [ ] No [ X ] N/A [ ]
- 10.6 If the response to 10.5 is no or n/a, please explain.  
The Plan is a direct wholly owned subsidiary of Molina. Molina is a publicly traded company and is subject to compliance with the Sarbanes-Oxley Act. An Audit Committee is maintained at the Corporate level (Molina). .....
11. What is the name, address and affiliation (officer/employee of the reporting entity or actuary/consultant associated with an actuarial consulting firm) of the individual providing the statement of actuarial opinion/certification?  
Ben Lynam, FSA, MAAA, Chief Actuary, 200 Oceangate, Suite 100, Long Beach, CA 90802, Employee of the reporting entity. ....
- 12.1 Does the reporting entity own any securities of a real estate holding company or otherwise hold real estate indirectly? ..... Yes [ ] No [ X ]
- 12.11 Name of real estate holding company ...
- 12.12 Number of parcels involved .....
- 12.13 Total book/adjusted carrying value ..... \$ .....
- 12.2 If yes, provide explanation  
.....
- 13. FOR UNITED STATES BRANCHES OF ALIEN REPORTING ENTITIES ONLY:**
- 13.1 What changes have been made during the year in the United States manager or the United States trustees of the reporting entity?  
.....
- 13.2 Does this statement contain all business transacted for the reporting entity through its United States Branch on risks wherever located? ..... Yes [ ] No [ ]
- 13.3 Have there been any changes made to any of the trust indentures during the year? ..... Yes [ ] No [ ]
- 13.4 If answer to (13.3) is yes, has the domiciliary or entry state approved the changes? ..... Yes [ ] No [ ] N/A [ ]
- 14.1 Are the senior officers (principal executive officer, principal financial officer, principal accounting officer or controller, or persons performing similar functions) of the reporting entity subject to a code of ethics, which includes the following standards? ..... Yes [ X ] No [ ]
- a. Honest and ethical conduct, including the ethical handling of actual or apparent conflicts of interest between personal and professional relationships;
- b. Full, fair, accurate, timely and understandable disclosure in the periodic reports required to be filed by the reporting entity;
- c. Compliance with applicable governmental laws, rules and regulations;
- d. The prompt internal reporting of violations to an appropriate person or persons identified in the code; and
- e. Accountability for adherence to the code.
- 14.11 If the response to 14.1 is No, please explain:  
.....
- 14.2 Has the code of ethics for senior managers been amended? ..... Yes [ X ] No [ ]
- 14.21 If the response to 14.2 is yes, provide information related to amendment(s).  
On July 8, 2025, Molina Healthcare, Inc. amended its Code of Business Conduct and Ethics to conform with NYSE Listing rule 303A.10, and to make various other updates consistent with evolving best practices. ....
- 14.3 Have any provisions of the code of ethics been waived for any of the specified officers? ..... Yes [ ] No [ X ]
- 14.31 If the response to 14.3 is yes, provide the nature of any waiver(s).  
.....

**GENERAL INTERROGATORIES**

- 15.1 Is the reporting entity the beneficiary of a Letter of Credit that is unrelated to reinsurance where the issuing or confirming bank is not on the SVO Bank List? ..... Yes [ ] No [ X ]
- 15.2 If the response to 15.1 is yes, indicate the American Bankers Association (ABA) Routing Number and the name of the issuing or confirming bank of the Letter of Credit and describe the circumstances in which the Letter of Credit is triggered.

1 American Bankers Association (ABA) Routing Number	2 Issuing or Confirming Bank Name	3 Circumstances That Can Trigger the Letter of Credit	4 Amount

**BOARD OF DIRECTORS**

16. Is the purchase or sale of all investments of the reporting entity passed upon either by the board of directors or a subordinate committee thereof? ..... Yes [ X ] No [ ]
17. Does the reporting entity keep a complete permanent record of the proceedings of its board of directors and all subordinate committees thereof? ..... Yes [ X ] No [ ]
18. Has the reporting entity an established procedure for disclosure to its board of directors or trustees of any material interest or affiliation on the part of any of its officers, directors, trustees or responsible employees that is in conflict or is likely to conflict with the official duties of such person? ..... Yes [ X ] No [ ]

**FINANCIAL**

19. Has this statement been prepared using a basis of accounting other than Statutory Accounting Principles (e.g., Generally Accepted Accounting Principles)? ..... Yes [ ] No [ X ]
- 20.1 Total amount loaned during the year (inclusive of Separate Accounts, exclusive of policy loans):
- 20.11 To directors or other officers.....\$ .....
  - 20.12 To stockholders not officers.....\$ .....
  - 20.13 Trustees, supreme or grand (Fraternal Only) ..... \$ .....
- 20.2 Total amount of loans outstanding at the end of year (inclusive of Separate Accounts, exclusive of policy loans):
- 20.21 To directors or other officers.....\$ .....
  - 20.22 To stockholders not officers.....\$ .....
  - 20.23 Trustees, supreme or grand (Fraternal Only) ..... \$ .....
- 21.1 Were any assets reported in this statement subject to a contractual obligation to transfer to another party without the liability for such obligation being reported in the statement? ..... Yes [ ] No [ X ]
- 21.2 If yes, state the amount thereof at December 31 of the current year:
- 21.21 Rented from others.....\$ .....
  - 21.22 Borrowed from others.....\$ .....
  - 21.23 Leased from others .....\$ .....
  - 21.24 Other .....\$ .....
- 22.1 Does this statement include payments for assessments as described in the Annual Statement Instructions other than guaranty fund or guaranty association assessments? ..... Yes [ X ] No [ ]
- 22.2 If answer is yes:
- 22.21 Amount paid as losses or risk adjustment \$ ..... 10,191,511
  - 22.22 Amount paid as expenses .....\$ ..... 8,302,611
  - 22.23 Other amounts paid ..... \$ .....
- 23.1 Does the reporting entity report any amounts due from parent, subsidiaries or affiliates on Page 2 of this statement? ..... Yes [ ] No [ X ]
- 23.2 If yes, indicate any amounts receivable from parent included in the Page 2 amount: ..... \$ .....
- 24.1 Does the insurer utilize third parties to pay agent commissions in which the amounts advanced by the third parties are not settled in full within 90 days? ..... Yes [ ] No [ X ]
- 24.2 If the response to 24.1 is yes, identify the third-party that pays the agents and whether they are a related party.

Name of Third-Party	Is the Third-Party Agent a Related Party (Yes/No)

**INVESTMENT**

- 25.01 Were all the stocks, bonds and other securities owned December 31 of current year, over which the reporting entity has exclusive control, in the actual possession of the reporting entity on said date? (other than securities lending programs addressed in 25.03)..... Yes [ X ] No [ ]

**GENERAL INTERROGATORIES**

- 25.02 If no, give full and complete information, relating thereto  
.....
- 25.03 For securities lending programs, provide a description of the program including value for collateral and amount of loaned securities, and whether collateral is carried on or off-balance sheet. (an alternative is to reference Note 17 where this information is also provided)  
.....
- 25.04 For the reporting entity's securities lending program, report amount of collateral for conforming programs as outlined in the Risk-Based Capital Instructions. .... \$ .....
- 25.05 For the reporting entity's securities lending program, report amount of collateral for other programs. .... \$ .....
- 25.06 Does your securities lending program require 102% (domestic securities) and 105% (foreign securities) from the counterparty at the outset of the contract? ..... Yes [ ] No [ ] N/A [ X ]
- 25.07 Does the reporting entity non-admit when the collateral received from the counterparty falls below 100%? ..... Yes [ ] No [ ] N/A [ X ]
- 25.08 Does the reporting entity or the reporting entity's securities lending agent utilize the Master Securities lending Agreement (MSLA) to conduct securities lending? ..... Yes [ ] No [ ] N/A [ X ]
- 25.09 For the reporting entity's securities lending program state the amount of the following as of December 31 of the current year:
- 25.091 Total fair value of reinvested collateral assets reported on Schedule DL, Parts 1 and 2 ..... \$ .....
- 25.092 Total book/adjusted carrying value of reinvested collateral assets reported on Schedule DL, Parts 1 and 2 ..... \$ .....
- 25.093 Total payable for securities lending reported on the liability page ..... \$ .....

- 26.1 Were any of the stocks, bonds or other assets of the reporting entity owned at December 31 of the current year not exclusively under the control of the reporting entity or has the reporting entity sold or transferred any assets subject to a put option contract that is currently in force? (Exclude securities subject to Interrogatory 21.1 and 25.03). ..... Yes [ X ] No [ ]
- 26.2 If yes, state the amount thereof at December 31 of the current year:
- 26.21 Subject to repurchase agreements ..... \$ .....
- 26.22 Subject to reverse repurchase agreements ..... \$ .....
- 26.23 Subject to dollar repurchase agreements ..... \$ .....
- 26.24 Subject to reverse dollar repurchase agreements ..... \$ .....
- 26.25 Placed under option agreements ..... \$ .....
- 26.26 Letter stock or securities restricted as to sale - excluding FHLB Capital Stock ..... \$ .....
- 26.27 FHLB Capital Stock ..... \$ .....
- 26.28 On deposit with states ..... \$ ..... 466,083
- 26.29 On deposit with other regulatory bodies ..... \$ .....
- 26.30 Pledged as collateral - excluding collateral pledged to an FHLB ..... \$ .....
- 26.31 Pledged as collateral to FHLB - including assets backing funding agreements ..... \$ .....
- 26.32 Other ..... \$ .....

26.3 For category (26.26) provide the following:

1 Nature of Restriction	2 Description	3 Amount

- 27.1 Does the reporting entity have any hedging transactions reported on Schedule DB? ..... Yes [ ] No [ X ]
- 27.2 If yes, has a comprehensive description of the hedging program been made available to the domiciliary state? ..... Yes [ ] No [ ] N/A [ X ]  
If no, attach a description with this statement.

LINES 27.3 through 27.5: FOR LIFE/FRATERNAL REPORTING ENTITIES ONLY:

- 27.3 Does the reporting entity utilize derivatives to hedge variable annuity guarantees subject to fluctuations as a result of interest rate sensitivity? ..... Yes [ ] No [ ]
- 27.4 If the response to 27.3 is YES, does the reporting entity utilize:
- 27.41 Special accounting provision of SSAP No. 108 ..... Yes [ ] No [ ]
- 27.42 Permitted accounting practice ..... Yes [ ] No [ ]
- 27.43 Other accounting guidance ..... Yes [ ] No [ ]
- 27.5 By responding YES to 27.41 regarding utilizing the special accounting provisions of SSAP No. 108, the reporting entity attests to the following: ..... Yes [ ] No [ ]
- The reporting entity has obtained explicit approval from the domiciliary state.
  - Hedging strategy subject to the special accounting provisions is consistent with the requirements of VM-21.
  - Actuarial certification has been obtained which indicates that the hedging strategy is incorporated within the establishment of VM-21 reserves and provides the impact of the hedging strategy within the Actuarial Guideline Conditional Tail Expectation Amount.
  - Financial Officer Certification has been obtained which indicates that the hedging strategy meets the definition of a Clearly Defined Hedging Strategy within VM-21 and that the Clearly Defined Hedging Strategy is the hedging strategy being used by the company in its actual day-to-day risk mitigation efforts.
- 28.1 Were any preferred stocks or bonds owned as of December 31 of the current year mandatorily convertible into equity, or, at the option of the issuer, convertible into equity? ..... Yes [ ] No [ X ]
- 28.2 If yes, state the amount thereof at December 31 of the current year. .... \$ .....
29. Excluding items in Schedule E, Part 3 - Special Deposits, real estate, mortgage loans and investments held physically in the reporting entity's offices, vaults or safety deposit boxes, were all stocks, bonds and other securities, owned throughout the current year held pursuant to a custodial agreement with a qualified bank or trust company in accordance with Section 1, III - General Examination Considerations, F. Outsourcing of Critical Functions, Custodial or Safekeeping Agreements of the NAIC Financial Condition Examiners Handbook? ..... Yes [ X ] No [ ]

29.01 For agreements that comply with the requirements of the NAIC Financial Condition Examiners Handbook, complete the following:

1 Name of Custodian(s)	2 Custodian's Address
U.S. Bank Institutional Trust & Custody .....	555 SW Oak Street 6th Flr, PD-OR-P6TD Portland, OR 97204 .....

**GENERAL INTERROGATORIES**

29.02 For all agreements that do not comply with the requirements of the NAIC Financial Condition Examiners Handbook, provide the name, location and a complete explanation:

1 Name(s)	2 Location(s)	3 Complete Explanation(s)

29.03 Have there been any changes, including name changes, in the custodian(s) identified in 29.01 during the current year?..... Yes [ ] No [ X ]

29.04 If yes, give full and complete information relating thereto:

1 Old Custodian	2 New Custodian	3 Date of Change	4 Reason

29.05 Investment management – Identify all investment advisors, investment managers, broker/dealers, including individuals that have the authority to make investment decisions on behalf of the reporting entity. This includes both primary and sub-advisors. For assets that are managed internally by employees of the reporting entity, note as such. ["...that have access to the investment accounts"; "...handle securities"]

1 Name of Firm or Individual	2 Affiliation
New England Asset Management, Inc. ....	U.....

29.0597 For those firms/individuals listed in the table for Question 29.05, do any firms/individuals unaffiliated with the reporting entity (i.e., designated with a "U") manage more than 10% of the reporting entity's invested assets?..... Yes [ X ] No [ ] N/A [ ]

29.0598 For firms/individuals unaffiliated with the reporting entity (i.e., designated with a "U") listed in the table for Question 29.05, does the total assets under management aggregate to more than 50% of the reporting entity's invested assets?..... Yes [ X ] No [ ] N/A [ ]

29.06 For those firms or individuals listed in the table for 29.05 with an affiliation code of "A" (affiliated) or "U" (unaffiliated), provide the information for the table below.

1 Central Registration Depository Number	2 Name of Firm or Individual	3 Registered With	4 Investment Management Agreement (IMA) Filed
105900 .....	New England Asset Management, Inc. ....	SEC .....	NO.....

30.1 Does the reporting entity have any diversified mutual funds reported in Schedule D - Part 2 (diversified according to the Securities and Exchange Commission (SEC) in the Investment Company Act of 1940 [Section 5(b)(1)])? ..... Yes [ ] No [ X ]

30.2 If yes, complete the following schedule:

1 CUSIP #	2 Name of Mutual Fund	3 Book/Adjusted Carrying Value
30.2999 - Total		

30.3 For each mutual fund listed in the table above, complete the following schedule:

1 Name of Mutual Fund (from above table)	2 Name of Significant Holding of the Mutual Fund	3 Amount of Mutual Fund's Book/Adjusted Carrying Value Attributable to the Holding	4 Date of Valuation

**GENERAL INTERROGATORIES**

31. Provide the following information for all short-term and long-term bonds and all preferred stocks. Do not substitute amortized value or statement value for fair value.

	1	2	3
	Statement (Admitted) Value	Fair Value	Excess of Statement over Fair Value (-), or Fair Value over Statement (+)
31.1 Issuer Credit Obligations .....	195,549,095	197,176,344	1,627,249
31.2 Asset-Backed Securities .....	171,238,866	170,276,206	(962,660)
31.3 Preferred stocks .....			
31.4 Totals	366,787,961	367,452,550	664,589

31.5 Describe the sources or methods utilized in determining the fair values:

The Plan's investment manager New England Asset Management, Inc. (NEAM) uses the following price sources: Reuters, PricingDirect, Markit, ICE, Bloomberg and Best Credit Data to determine fair value. ....

32.1 Was the rate used to calculate fair value determined by a broker or custodian for any of the securities in Schedule D? ..... Yes [ ] No [ X ]

32.2 If the answer to 32.1 is yes, does the reporting entity have a copy of the broker's or custodian's pricing policy (hard copy or electronic copy) for all brokers or custodians used as a pricing source? ..... Yes [ ] No [ ]

32.3 If the answer to 32.2 is no, describe the reporting entity's process for determining a reliable pricing source for purposes of disclosure of fair value for Schedule D:  
.....

33.1 Have all the filing requirements of the Purposes and Procedures Manual of the NAIC Investment Analysis Office been followed? ..... Yes [ X ] No [ ]

33.2 If no, list exceptions:  
.....

34. By self-designating 5GI securities, the reporting entity is certifying the following elements of each self-designated 5GI security:

- a. Documentation necessary to permit a full credit analysis of the security does not exist or an NAIC CRP credit rating for an FE or PL security is not available.
- b. Issuer or obligor is current on all contracted interest and principal payments.
- c. The insurer has an actual expectation of ultimate payment of all contracted interest and principal.

Has the reporting entity self-designated 5GI securities? ..... Yes [ ] No [ X ]

35. By self-designating PLGI securities, the reporting entity is certifying its compliance with the requirements as specified in the Purposes and Procedures Manual of the NAIC Investment Analysis Office (P&P Manual) for private letter rating (PLR) securities and the following elements of each self-designated PLGI security:

- a. The security was either:
  - i. issued prior to January 1, 2018 (which is exempt from PLR filing requirements pursuant to the P&P Manual), or
  - ii. issued from January 1, 2018 to December 31, 2021 and subject to a confidentiality agreement executed prior to January 1, 2022 which confidentiality agreement remains in force, for which an insurance company cannot provide a copy of a private letter rating rationale report to the SVO due to confidentiality or other contractual reasons ("waived submission PLR securities").
- b. The reporting entity is holding capital commensurate with the NAIC Designation and NAIC Designation Category reported for the security.
- c. The NAIC Designation and NAIC Designation Category were derived from the credit rating assigned by an NAIC CRP in its legal capacity as a NRSRO which is shown on a current private letter rating, dated during the financial statement year, held by the insurer and available for examination by state insurance regulators.
- d. Other than for waived submission PLR securities, defined above, on or after January 1, 2024 for any PLR securities issued on or after January 1, 2022, if the reporting entity is not permitted to share this private credit rating or the private rating letter rationale report of the PL security with the SVO, it certifies that it is reporting it as an NAIC 5.B GI and may not assign any other self-designation.

Has the reporting entity self-designated PLGI to securities, all of which meet the above requirement and as specified in the P&P Manual? ..... Yes [ ] No [ X ]

36. By assigning FE to a Schedule BA non-registered private fund, the reporting entity is certifying the following elements of each self-designated FE fund:

- a. The shares were purchased prior to January 1, 2019.
- b. The reporting entity is holding capital commensurate with the NAIC Designation reported for the security.
- c. The security had a public credit rating(s) with annual surveillance assigned by an NAIC CRP in its legal capacity as an NRSRO prior to January 1, 2019.
- d. The fund only or predominantly holds bonds in its portfolio.
- e. The current reported NAIC Designation was derived from the public credit rating(s) with annual surveillance assigned by an NAIC CRP in its legal capacity as an NRSRO.
- f. The public credit rating(s) with annual surveillance assigned by an NAIC CRP has not lapsed.

Has the reporting entity assigned FE to Schedule BA non-registered private funds that complied with the above criteria? ..... Yes [ ] No [ X ]

37. By rolling/renewing short-term or cash equivalent investments with continued reporting on Schedule DA, Part 1 or Schedule E Part 2 (identified through a code (%) in those investment schedules), the reporting entity is certifying to the following:

- a. The investment is a liquid asset that can be terminated by the reporting entity on the current maturity date.
- b. If the investment is with a nonrelated party or nonaffiliate, then it reflects an arms-length transaction with renewal completed at the discretion of all involved parties.
- c. If the investment is with a related party or affiliate, then the reporting entity has completed robust re-underwriting of the transaction for which documentation is available for regulator review.
- d. Short-term and cash equivalent investments that have been renewed/rolled from the prior period that do not meet the criteria in 37.a - 37.c are reported as long-term investments.

Has the reporting entity rolled/renewed short-term or cash equivalent investments in accordance with these criteria? ..... Yes [ ] No [ X ] N/A [ ]

## GENERAL INTERROGATORIES

38.1 Does the reporting entity directly hold cryptocurrencies? ..... Yes [ ] No [ X ]

38.2 If the response to 38.1 is yes, on what schedule are they reported?  
 .....

39.1 Does the reporting entity directly or indirectly accept cryptocurrencies as payments for premiums on policies? ..... Yes [ ] No [ X ]

39.2 If the response to 39.1 is yes, are the cryptocurrencies held directly or are they immediately converted to U.S. dollars?  
 39.21 Held directly ..... Yes [ ] No [ ]  
 39.22 Immediately converted to U.S. dollars ..... Yes [ ] No [ ]

39.3 If the response to 38.1 or 39.1 is yes, list all cryptocurrencies accepted for payments of premiums or that are held directly.

1 Name of Cryptocurrency	2 Immediately Converted to USD, Directly Held, or Both	3 Accepted for Payment of Premiums

### OTHER

40.1 Amount of payments to trade associations, service organizations and statistical or rating bureaus, if any? .....\$ ..... 300,222

40.2 List the name of the organization and the amount paid if any such payment represented 25% or more of the total payments to trade associations, service organizations, and statistical or rating bureaus during the period covered by this statement.

1 Name	2 Amount Paid

41.1 Amount of payments for legal expenses, if any? .....\$ ..... 3,198,884

41.2 List the name of the firm and the amount paid if any such payment represented 25% or more of the total payments for legal expenses during the period covered by this statement.

1 Name	2 Amount Paid

42.1 Amount of payments for expenditures in connection with matters before legislative bodies, officers, or departments of government, if any? .....\$ .....

42.2 List the name of the firm and the amount paid if any such payment represented 25% or more of the total payment expenditures in connection with matters before legislative bodies, officers, or departments of government during the period covered by this statement.

1 Name	2 Amount Paid

# GENERAL INTERROGATORIES

## PART 2 - HEALTH INTERROGATORIES

1.1 Does the reporting entity have any direct Medicare Supplement Insurance in force? ..... Yes [ ] No [ X ]

1.2 If yes, indicate premium earned on U.S. business only. .... \$ \_\_\_\_\_

1.3 What portion of Item (1.2) is not reported on the Medicare Supplement Insurance Experience Exhibit? ..... \$ \_\_\_\_\_

1.31 Reason for excluding  
.....

1.4 Indicate amount of earned premium attributable to Canadian and/or Other Alien not included in Item (1.2) above ..... \$ \_\_\_\_\_

1.5 Indicate total incurred claims on all Medicare Supplement Insurance. .... \$ \_\_\_\_\_

1.6 Individual policies: Most current three years:

1.61 Total premium earned ..... \$ \_\_\_\_\_

1.62 Total incurred claims ..... \$ \_\_\_\_\_

1.63 Number of covered lives ..... \_\_\_\_\_

All years prior to most current three years:

1.64 Total premium earned ..... \$ \_\_\_\_\_

1.65 Total incurred claims ..... \$ \_\_\_\_\_

1.66 Number of covered lives ..... \_\_\_\_\_

1.7 Group policies: Most current three years:

1.71 Total premium earned ..... \$ \_\_\_\_\_

1.72 Total incurred claims ..... \$ \_\_\_\_\_

1.73 Number of covered lives ..... \_\_\_\_\_

All years prior to most current three years:

1.74 Total premium earned ..... \$ \_\_\_\_\_

1.75 Total incurred claims ..... \$ \_\_\_\_\_

1.76 Number of covered lives ..... \_\_\_\_\_

2. Health Test:

		1	2	
		Current Year	Prior Year	
2.1	Premium Numerator .....	3,317,115,160	3,172,919,047	
2.2	Premium Denominator .....	3,317,115,160	3,172,919,047	
2.3	Premium Ratio (2.1/2.2) .....	1.000	1.000	
2.4	Reserve Numerator .....	367,080,995	383,876,860	
2.5	Reserve Denominator .....	367,080,995	383,876,860	
2.6	Reserve Ratio (2.4/2.5) .....	1.000	1.000	

3.1 Has the reporting entity received any endowment or gift from contracting hospitals, physicians, dentists, or others that is agreed will be returned when, as and if the earnings of the reporting entity permits? ..... Yes [ ] No [ X ]

3.2 If yes, give particulars:  
.....

4.1 Have copies of all agreements stating the period and nature of hospitals', physicians', and dentists' care offered to subscribers and dependents been filed with the appropriate regulatory agency? ..... Yes [ X ] No [ ]

4.2 If not previously filed, furnish herewith a copy(ies) of such agreement(s). Do these agreements include additional benefits offered? ..... Yes [ ] No [ ]

5.1 Does the reporting entity have stop-loss reinsurance? ..... Yes [ X ] No [ ]

5.2 If no, explain:  
.....

5.3 Maximum retained risk (see instructions)

5.31 Comprehensive Medical ..... \$ ..... 1,067,500

5.32 Medical Only ..... \$ .....

5.33 Medicare Supplement ..... \$ .....

5.34 Dental & Vision ..... \$ .....

5.35 Other Limited Benefit Plan ..... \$ .....

5.36 Other ..... \$ .....

6. Describe arrangement which the reporting entity may have to protect subscribers and their dependents against the risk of insolvency including hold harmless provisions, conversion privileges with other carriers, agreements with providers to continue rendering services, and any other agreements:  
In 2025, Odyssey Reinsurance Company, a third party reinsurer, provided excess risk reinsurance to the reporting entity. ....

7.1 Does the reporting entity set up its claim liability for provider services on a service date basis? ..... Yes [ X ] No [ ]

7.2 If no, give details  
.....

8. Provide the following information regarding participating providers: 8.1 Number of providers at start of reporting year ..... 60,841

8.2 Number of providers at end of reporting year ..... 143,047

9.1 Does the reporting entity have business subject to premium rate guarantees? ..... Yes [ ] No [ X ]

9.2 If yes, direct premium earned: 9.21 Business with rate guarantees between 15-36 months.. \$.....

9.22 Business with rate guarantees over 36 months ..... \$.....

**GENERAL INTERROGATORIES**

- 10.1 Does the reporting entity have Incentive Pool, Withhold or Bonus Arrangements in its provider contracts? ..... Yes [ X ] No [ ]
- 10.2 If yes:
- 10.21 Maximum amount payable bonuses.....\$ ..... 30,467,354
- 10.22 Amount actually paid for year bonuses.....\$ ..... 14,460,894
- 10.23 Maximum amount payable withholds.....\$ .....
- 10.24 Amount actually paid for year withholds.....\$ .....

- 11.1 Is the reporting entity organized as:
- 11.12 A Medical Group/Staff Model, ..... Yes [ ] No [ X ]
- 11.13 An Individual Practice Association (IPA), or, ..... Yes [ X ] No [ ]
- 11.14 A Mixed Model (combination of above)? .... Yes [ ] No [ X ]
- 11.2 Is the reporting entity subject to Statutory Minimum Capital and Surplus Requirements? ..... Yes [ X ] No [ ]
- 11.3 If yes, show the name of the state requiring such minimum capital and surplus. .... Ohio
- 11.4 If yes, show the amount required. .... \$ 1,700,000
- 11.5 Is this amount included as part of a contingency reserve in stockholder's equity? ..... Yes [ ] No [ X ]
- 11.6 If the amount is calculated, show the calculation
- .....

12. List service areas in which reporting entity is licensed to operate:

1 Name of Service Area
All counties in Ohio .....
.....

- 13.1 Do you act as a custodian for health savings accounts? ..... Yes [ ] No [ X ]
- 13.2 If yes, please provide the amount of custodial funds held as of the reporting date. .... \$ .....
- 13.3 Do you act as an administrator for health savings accounts? ..... Yes [ ] No [ X ]
- 13.4 If yes, please provide the balance of funds administered as of the reporting date. .... \$ .....
- 14.1 Are any of the captive affiliates reported on Schedule S, Part 3, authorized reinsurers? ..... Yes [ ] No [ ] N/A [ X ]
- 14.2 If the answer to 14.1 is yes, please provide the following:

1 Company Name	2 NAIC Company Code	3 Domiciliary Jurisdiction	4 Reserve Credit	Assets Supporting Reserve Credit		
				5 Letters of Credit	6 Trust Agreements	7 Other
.....	.....	.....	.....	.....	.....	.....

15. Provide the following for individual ordinary life insurance\* policies (U.S. business only) for the current year (prior to reinsurance assumed or ceded):
- 15.1 Direct Premium Written ..... \$ .....
- 15.2 Total Incurred Claims ..... \$ .....
- 15.3 Number of Covered Lives .....

*Ordinary Life Insurance Includes
Term(whether full underwriting, limited underwriting, jet issue, "short form app")
Whole Life (whether full underwriting, limited underwriting, jet issue, "short form app")
Variable Life (with or without secondary gurarantee)
Universal Life (with or without secondary gurarantee)
Variable Universal Life (with or without secondary gurarantee)

16. Is the reporting entity licensed or chartered, registered, qualified, eligible or writing business in at least two states? ..... Yes [ ] No [ X ]
- 16.1 If no, does the reporting entity assume reinsurance business that covers risks residing in at least one state other than the state of domicile of the reporting entity? ..... Yes [ ] No [ X ]

ANNUAL STATEMENT FOR THE YEAR 2025 OF THE Molina Healthcare of Ohio, Inc.

**FIVE-YEAR HISTORICAL DATA**

	1 2025	2 2024	3 2023	4 2022	5 2021
<b>Balance Sheet</b> (Pages 2 and 3)					
1. Total admitted assets (Page 2, Line 28) .....	752,423,417	854,412,114	844,689,459	806,022,517	865,473,481
2. Total liabilities (Page 3, Line 24) .....	462,576,710	490,434,823	448,591,628	476,061,552	537,958,734
3. Statutory minimum capital and surplus requirement .....	1,700,000	1,700,000	1,700,000	1,700,000	1,700,000
4. Total capital and surplus (Page 3, Line 33) .....	289,846,707	363,977,291	396,097,831	329,960,965	327,514,747
<b>Income Statement</b> (Page 4)					
5. Total revenues (Line 8) .....	3,317,115,160	3,172,919,047	3,012,137,758	3,667,470,797	3,515,224,037
6. Total medical and hospital expenses (Line 18) .....	2,687,357,733	2,440,835,312	2,321,806,134	2,983,440,571	2,888,202,297
7. Claims adjustment expenses (Line 20) .....	129,969,647	117,721,397	114,263,498	115,596,497	100,589,884
8. Total administrative expenses (Line 21) .....	331,223,642	324,816,850	336,966,946	367,355,005	319,781,309
9. Net underwriting gain (loss) (Line 24) .....	168,564,138	289,545,488	239,101,180	201,078,724	206,650,547
10. Net investment gain (loss) (Line 27) .....	25,271,736	26,223,802	26,760,168	12,301,908	4,350,738
11. Total other income (Lines 28 plus 29) .....	333,371	(1,336,389)	2,586,477	(712,822)	(2,620,640)
12. Net income or (loss) (Line 32) .....	152,685,560	249,639,964	211,312,617	168,131,880	165,365,767
<b>Cash Flow</b> (Page 6)					
13. Net cash from operations (Line 11) .....	73,950,472	311,329,388	22,449,480	185,192,930	202,077,034
<b>Risk-Based Capital Analysis</b>					
14. Total adjusted capital .....	289,846,707	363,977,291	396,097,831	329,960,965	327,514,747
15. Authorized control level risk-based capital .....	95,989,540	84,031,345	79,331,680	99,952,199	95,141,481
<b>Enrollment</b> (Exhibit 1)					
16. Total members at end of period (Column 5, Line 7) .....	332,231	340,796	345,578	408,252	384,685
17. Total members months (Column 6, Line 7) .....	4,135,964	4,189,612	4,548,478	4,893,103	4,516,791
<b>Operating Percentage</b> (Page 4) (Item divided by Page 4, sum of Lines 2, 3 and 5) x 100.0					
18. Premiums earned plus risk revenue (Line 2 plus Lines 3 and 5) .....	100.0	100.0	100.0	100.0	100.0
19. Total hospital and medical plus other non-health (Lines 18 plus Line 19) .....	81.0	76.9	77.1	81.3	82.2
20. Cost containment expenses .....	3.4	3.2	3.3	2.5	2.2
21. Other claims adjustment expenses .....	0.6	0.5	0.5	0.7	0.7
22. Total underwriting deductions (Line 23) .....	94.9	90.9	92.1	94.5	94.1
23. Total underwriting gain (loss) (Line 24) .....	5.1	9.1	7.9	5.5	5.9
<b>Unpaid Claims Analysis</b> (U&I Exhibit, Part 2B)					
24. Total claims incurred for prior years (Line 17, Col. 5) .....	207,446,692	220,772,501	180,368,848	213,537,542	192,936,774
25. Estimated liability of unpaid claims-[prior year (Line 17, Col. 6)] .....	177,029,125	183,467,362	215,006,197	218,347,390	214,613,019
<b>Investments In Parent, Subsidiaries and Affiliates</b>					
26. Affiliated bonds (Sch. D Summary, Line 9 + 15, Col. 1) .....					
27. Affiliated preferred stocks (Sch. D Summary, Line 22, Col. 1) .....					
28. Affiliated common stocks (Sch. D Summary, Line 28, Col. 1) .....					
29. Affiliated mortgage loans on real estate .....					
30. All other affiliated .....					
31. Total of above Lines 26 to 30 .....					
32. Total investment in parent included in Lines 26 to 30 above .....					

NOTE: If a party to a merger, have the two most recent years of this exhibit been restated due to a merger in compliance with the disclosure requirements of SSAP No. 3, Accounting Changes and Corrections of Errors? Yes [ ] No [ ]  
If no, please explain: .....

**SCHEDULE T PREMIUMS AND OTHER CONSIDERATIONS**

**Allocated by States and Territories**

States, etc.	1 Active Status (a)	Direct Business Only								
		2 Accident and Health Premiums	3 Medicare Title XVIII	4 Medicaid Title XIX	5 CHIP Title XXI	6 Federal Employees Health Benefits Program Premiums	7 Life and Annuity Premiums & Other Considerations	8 Property/Casualty Premiums	9 Total Columns 2 Through 8	10 Deposit-Type Contracts
1. Alabama	AL	N								
2. Alaska	AK	N								
3. Arizona	AZ	N								
4. Arkansas	AR	N								
5. California	CA	N								
6. Colorado	CO	N								
7. Connecticut	CT	N								
8. Delaware	DE	N								
9. District of Columbia	DC	N								
10. Florida	FL	N								
11. Georgia	GA	N								
12. Hawaii	HI	N								
13. Idaho	ID	N								
14. Illinois	IL	N								
15. Indiana	IN	N								
16. Iowa	IA	N								
17. Kansas	KS	N								
18. Kentucky	KY	N								
19. Louisiana	LA	N								
20. Maine	ME	N								
21. Maryland	MD	N								
22. Massachusetts	MA	N								
23. Michigan	MI	N								
24. Minnesota	MN	N								
25. Mississippi	MS	N								
26. Missouri	MO	N								
27. Montana	MT	N								
28. Nebraska	NE	N								
29. Nevada	NV	N								
30. New Hampshire	NH	N								
31. New Jersey	NJ	N								
32. New Mexico	NM	N								
33. New York	NY	N								
34. North Carolina	NC	N								
35. North Dakota	ND	N								
36. Ohio	OH	L	528,007,256	343,420,486	2,414,708,795				3,286,136,537	
37. Oklahoma	OK	N								
38. Oregon	OR	N								
39. Pennsylvania	PA	N								
40. Rhode Island	RI	N								
41. South Carolina	SC	N								
42. South Dakota	SD	N								
43. Tennessee	TN	N								
44. Texas	TX	N								
45. Utah	UT	N								
46. Vermont	VT	N								
47. Virginia	VA	N								
48. Washington	WA	N								
49. West Virginia	WV	N								
50. Wisconsin	WI	N								
51. Wyoming	WY	N								
52. American Samoa	AS	N								
53. Guam	GU	N								
54. Puerto Rico	PR	N								
55. U.S. Virgin Islands	VI	N								
56. Northern Mariana Islands	MP	N								
57. Canada	CAN	N								
58. Aggregate other aliens	OT	XXX								
59. Subtotal	XXX	528,007,256	343,420,486	2,414,708,795					3,286,136,537	
60. Reporting entity contributions for employee benefit plans	XXX									
61. Totals (direct business)	XXX	528,007,256	343,420,486	2,414,708,795					3,286,136,537	
DETAILS OF WRITE-INS										
58001.	XXX									
58002.	XXX									
58003.	XXX									
58998. Summary of remaining write-ins for Line 58 from overflow page	XXX									
58999. Totals (Lines 58001 through 58003 plus 58998)(Line 58 above)	XXX									

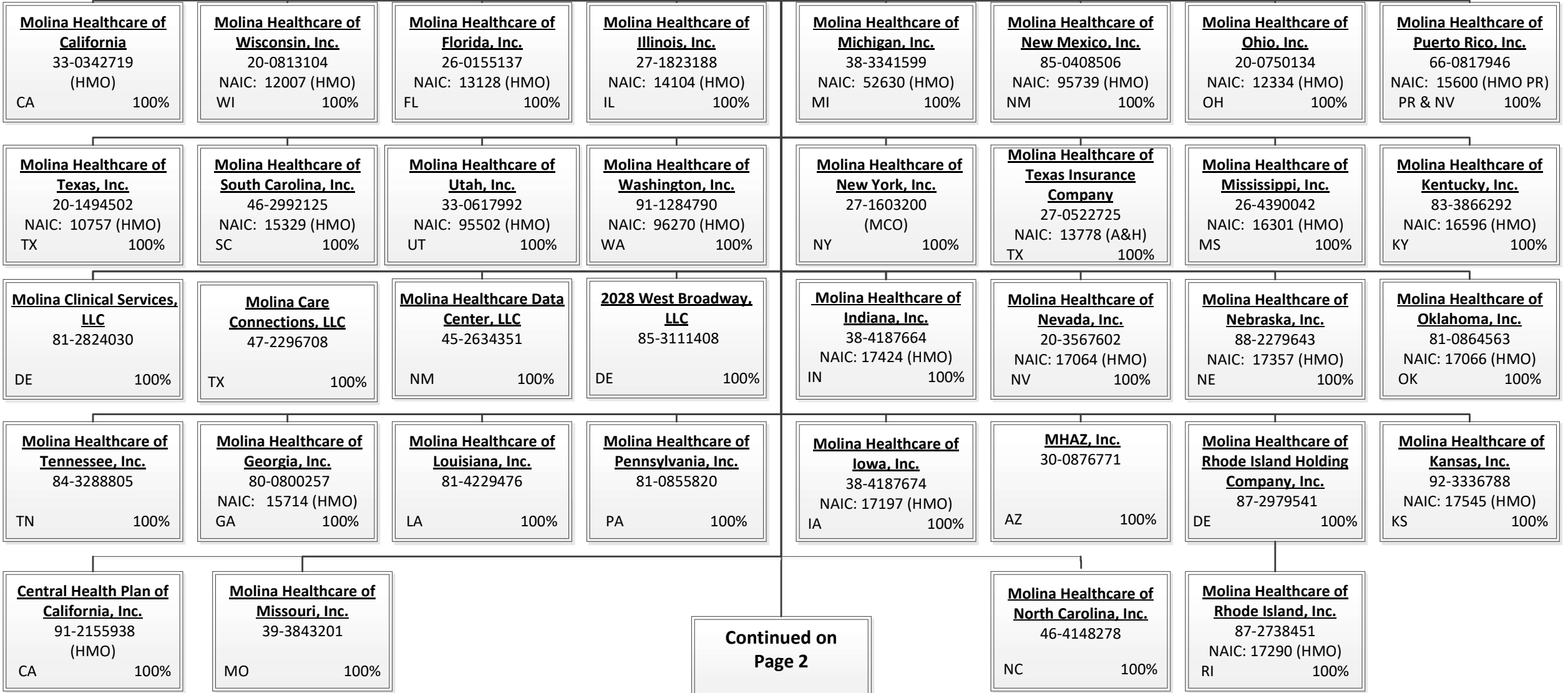
(a) Active Status Counts:

- 1. L - Licensed or Chartered - Licensed insurance carrier or domiciled RRG..... 1
- 2. R - Registered - Non-domiciled RRGs.....
- 3. E - Eligible - Reporting entities eligible or approved to write surplus lines in the state.....
- 4. Q - Qualified - Qualified or accredited reinsurer.....
- 5. N - None of the above - Not allowed to write business in the state..... 56

(b) Explanation of basis of allocation by states, premiums by state, etc.  
All premiums written within the state of Ohio.

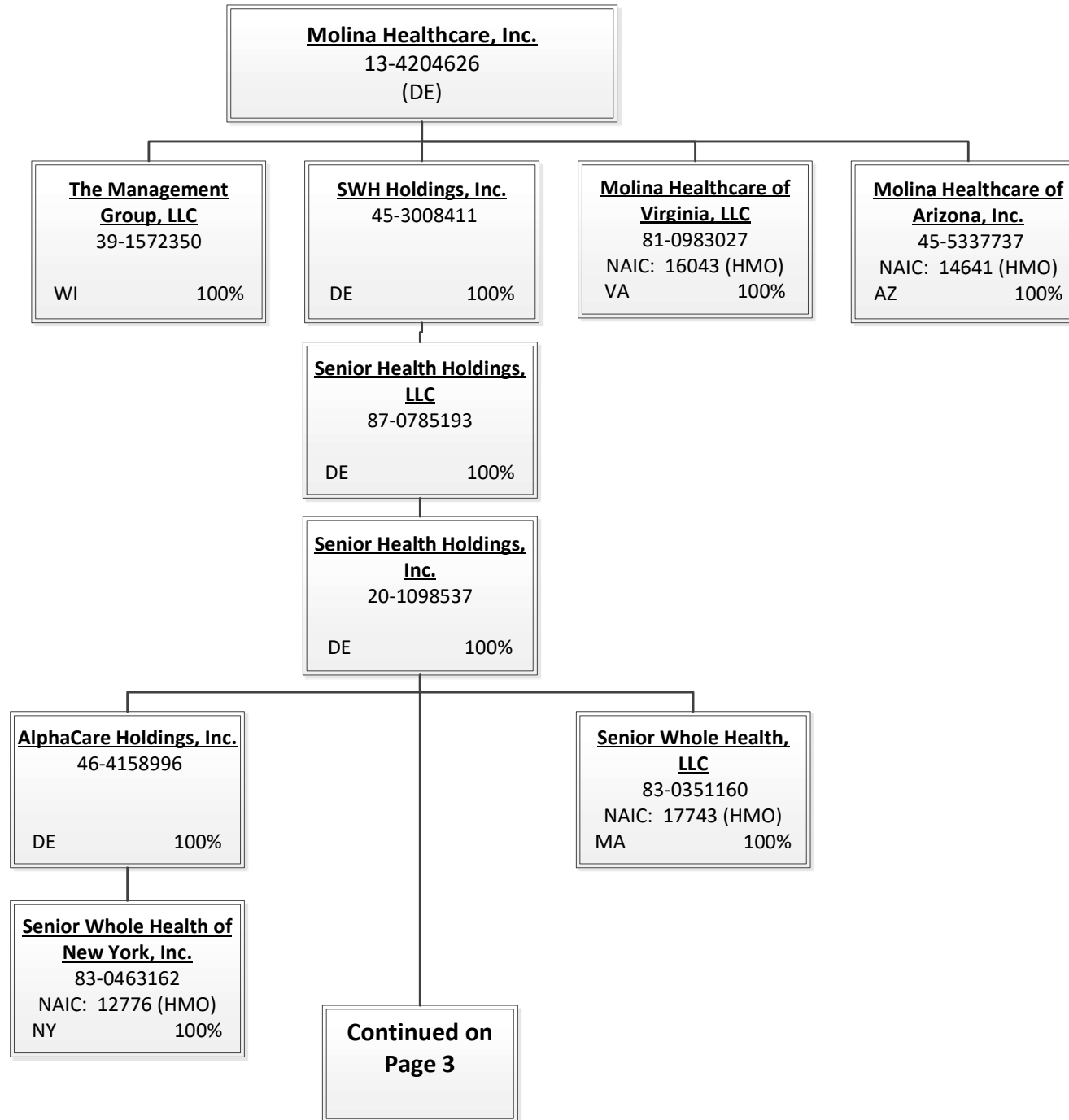
ANNUAL STATEMENT FOR THE YEAR 2025 OF THE Molina Healthcare of Ohio, Inc.

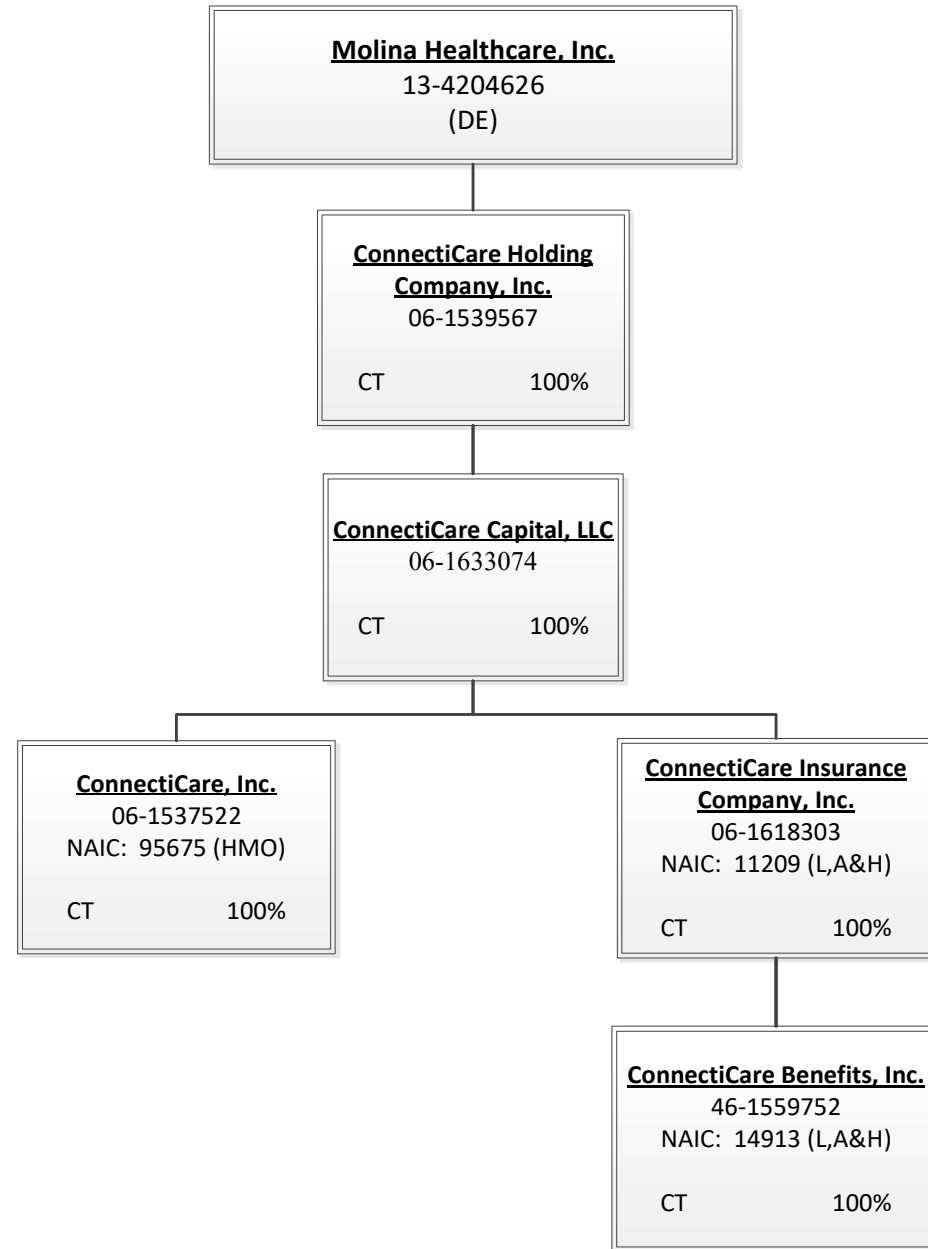
**Molina Healthcare, Inc.**  
13-4204626  
(DE)



40

ANNUAL STATEMENT FOR THE YEAR 2025 OF THE Molina Healthcare of Ohio, Inc.





**OVERFLOW PAGE FOR WRITE-INS**

Additional Write-ins for Liabilities Line 23

	Current Year			Prior Year
	1	2	3	4
	Covered	Uncovered	Total	Total
2304. Fines and Penalties .....	2,337,807		2,337,807	3,409,456
2397. Summary of remaining write-ins for Line 23 from overflow page	2,337,807		2,337,807	3,409,456