



PROPERTY AND CASUALTY COMPANIES - ASSOCIATION EDITION

ANNUAL STATEMENT
FOR THE YEAR ENDED DECEMBER 31, 2025
OF THE CONDITION AND AFFAIRS OF THE
Root Insurance Company

NAIC Group Code 4991 (Current) 4991 (Prior) NAIC Company Code 10974 Employer's ID Number 31-1631404

Organized under the Laws of Ohio, State of Domicile or Port of Entry OH
Country of Domicile United States of America

Incorporated/Organized 12/11/1998 Commenced Business 04/29/1999

Statutory Home Office 80 E. Rich St., Suite. 500 (Street and Number) Columbus, OH, US 43215 (City or Town, State, Country and Zip Code)

Main Administrative Office 80 E. Rich St., Suite. 500 (Street and Number) Columbus, OH, US 43215 (City or Town, State, Country and Zip Code) 866-980-9431 (Area Code) (Telephone Number)

Mail Address 80 E. Rich St., Suite. 500 (Street and Number or P.O. Box) Columbus, OH, US 43215 (City or Town, State, Country and Zip Code)

Primary Location of Books and Records 80 E. Rich St., Suite. 500 (Street and Number) Columbus, OH, US 43215 (City or Town, State, Country and Zip Code) 866-980-9431 (Area Code) (Telephone Number)

Internet Website Address www.joinroot.com

Statutory Statement Contact Cheryl Marie Dennis (Name) 614-306-4275 (Area Code) (Telephone Number)
accounting@joinroot.com (E-mail Address) 614-591-4568 (FAX Number)

OFFICERS

Chief Executive Officer Alexander Edward Timm Secretary Jodi Emmert Baker Chief Financial Officer Megan Nicole Binkley President Mahtiyar Bonakdarpour

OTHER

DIRECTORS OR TRUSTEES

Jonathan Alexander Allison Megan Nicole Binkley Lawrence Allen Hilsheimer Julie Ann Szudarek Alexander Edward Timm

State of Ohio County of Franklin SS

The officers of this reporting entity being duly sworn, each depose and say that they are the described officers of said reporting entity, and that on the reporting period stated above, all of the herein described assets were the absolute property of the said reporting entity, free and clear from any liens or claims thereon, except as herein stated, and that this statement, together with related exhibits, schedules and explanations therein contained, annexed or referred to, is a full and true statement of all the assets and liabilities and of the condition and affairs of the said reporting entity as of the reporting period stated above, and of its income and deductions therefrom for the period ended, and have been completed in accordance with the NAIC Annual Statement Instructions and Accounting Practices and Procedures manual except to the extent that: (1) state law may differ; or, (2) that state rules or regulations require differences in reporting not related to accounting practices and procedures, according to the best of their information, knowledge and belief, respectively. Furthermore, the scope of this attestation by the described officers also includes the related corresponding electronic filing with the NAIC, when required, that is an exact copy (except for formatting differences due to electronic filing) of the enclosed statement. The electronic filing may be requested by various regulators in lieu of or in addition to the enclosed statement.

Handwritten signatures of Alexander Edward Timm, Jodi Emmert Baker, and Megan Nicole Binkley with their respective titles: Chief Executive Officer, Secretary, and Chief Financial Officer.

Subscribed and sworn to before me this 27 day of February, 2026 Olivia Speice

- a. Is this an original filing? Yes [X] No []
b. If no,
1. State the amendment number.....
2. Date filed
3. Number of pages attached.....



Olivia Speice
Notary Public, State of Ohio
My Commission Expires:
04-22-2026

ANNUAL STATEMENT FOR THE YEAR 2025 OF THE Root Insurance Company

ASSETS

	Current Year			Prior Year
	1 Assets	2 Nonadmitted Assets	3 Net Admitted Assets (Cols. 1 - 2)	4 Net Admitted Assets
1. Bonds (Schedule D)	33,534,771		33,534,771	92,058,416
2. Stocks (Schedule D):				
2.1 Preferred stocks			0	0
2.2 Common stocks			0	0
3. Mortgage loans on real estate (Schedule B):				
3.1 First liens			0	0
3.2 Other than first liens			0	0
4. Real estate (Schedule A):				
4.1 Properties occupied by the company (less \$ encumbrances)			0	0
4.2 Properties held for the production of income (less \$ encumbrances)			0	0
4.3 Properties held for sale (less \$ encumbrances)			0	0
5. Cash (\$ 7,687,826 , Schedule E - Part 1), cash equivalents (\$ 38,078,982 , Schedule E - Part 2) and short-term investments (\$ 0 , Schedule DA)	45,766,807		45,766,807	99,229,073
6. Contract loans (including \$ premium notes)			0	0
7. Derivatives (Schedule DB)			0	0
8. Other invested assets (Schedule BA)	174,952	0	174,952	29,467
9. Receivable for securities			0	0
10. Securities lending reinvested collateral assets (Schedule DL)			0	0
11. Aggregate write-ins for invested assets	0	0	0	0
12. Subtotals, cash and invested assets (Lines 1 to 11)	79,476,531	0	79,476,531	191,316,956
13. Title plants less \$ charged off (for Title insurers only)			0	0
14. Investment income due and accrued	192,748		192,748	916,901
15. Premiums and considerations:				
15.1 Uncollected premiums and agents' balances in the course of collection	106,761,304		106,761,304	214,175,108
15.2 Deferred premiums, agents' balances and installments booked but deferred and not yet due (including \$ earned but unbilled premiums)	95,053,495		95,053,495	140,626,932
15.3 Accrued retrospective premiums (\$) and contracts subject to redetermination (\$)			0	0
16. Reinsurance:				
16.1 Amounts recoverable from reinsurers	6,638,304		6,638,304	55,427,124
16.2 Funds held by or deposited with reinsured companies			0	0
16.3 Other amounts receivable under reinsurance contracts			0	0
17. Amounts receivable relating to uninsured plans			0	0
18.1 Current federal and foreign income tax recoverable and interest thereon	118,000		118,000	0
18.2 Net deferred tax asset	111,388,145	108,166,133	3,222,012	0
19. Guaranty funds receivable or on deposit	1,132,476		1,132,476	1,107,913
20. Electronic data processing equipment and software			0	0
21. Furniture and equipment, including health care delivery assets (\$)			0	0
22. Net adjustment in assets and liabilities due to foreign exchange rates			0	0
23. Receivables from parent, subsidiaries and affiliates	4,568,744		4,568,744	2,564,938
24. Health care (\$) and other amounts receivable			0	0
25. Aggregate write-ins for other-than-invested assets	2,709,215	243,648	2,465,567	4,832,496
26. Total assets excluding Separate Accounts, Segregated Accounts and Protected Cell Accounts (Lines 12 to 25)	408,038,961	108,409,781	299,629,180	610,968,368
27. From Separate Accounts, Segregated Accounts and Protected Cell Accounts			0	0
28. Total (Lines 26 and 27)	408,038,961	108,409,781	299,629,180	610,968,368
DETAILS OF WRITE-INS				
1101.				
1102.				
1103.				
1198. Summary of remaining write-ins for Line 11 from overflow page	0	0	0	0
1199. Totals (Lines 1101 through 1103 plus 1198)(Line 11 above)	0	0	0	0
2501. Miscellaneous receivable	2,465,567		2,465,567	4,832,496
2502. Prepaid assets	243,648	243,648	0	0
2503.				
2598. Summary of remaining write-ins for Line 25 from overflow page	0	0	0	0
2599. Totals (Lines 2501 through 2503 plus 2598)(Line 25 above)	2,709,215	243,648	2,465,567	4,832,496

ANNUAL STATEMENT FOR THE YEAR 2025 OF THE Root Insurance Company

LIABILITIES, SURPLUS AND OTHER FUNDS

	1 Current Year	2 Prior Year
1. Losses (Part 2A, Line 35, Column 8)	27,204,218	79,697,284
2. Reinsurance payable on paid losses and loss adjustment expenses (Schedule F, Part 1, Column 6)	0	33,531,630
3. Loss adjustment expenses (Part 2A, Line 35, Column 9)	16,517,601	43,527,313
4. Commissions payable, contingent commissions and other similar charges	(8,336,283)	(2,418,172)
5. Other expenses (excluding taxes, licenses and fees)	1,077,033	2,233,424
6. Taxes, licenses and fees (excluding federal and foreign income taxes)	4,398,798	8,097,623
7.1 Current federal and foreign income taxes (including \$ on realized capital gains (losses))		7,016
7.2 Net deferred tax liability		
8. Borrowed money \$ and interest thereon \$		
9. Unearned premiums (Part 1A, Line 38, Column 5) (after deducting unearned premiums for ceded reinsurance of \$186,406,726 and including warranty reserves of \$0 and accrued accident and health experience rating refunds including \$0 for medical loss ratio rebate per the Public Health Service Act)		86,766,997
10. Advance premium		
11. Dividends declared and unpaid:		
11.1 Stockholders		
11.2 Policyholders		
12. Ceded reinsurance premiums payable (net of ceding commissions)	181,278,681	227,035,585
13. Funds held by company under reinsurance treaties (Schedule F, Part 3, Column 20)	2,026,930	2,502,970
14. Amounts withheld or retained by company for account of others		
15. Remittances and items not allocated	47,323	3,992
16. Provision for reinsurance (including \$0 certified) (Schedule F, Part 3, Column 78)	45,925	34,508
17. Net adjustments in assets and liabilities due to foreign exchange rates		
18. Drafts outstanding		
19. Payable to parent, subsidiaries and affiliates	16,086,886	10,214,103
20. Derivatives	0	0
21. Payable for securities		
22. Payable for securities lending		
23. Liability for amounts held under uninsured plans		
24. Capital notes \$ and interest thereon \$		
25. Aggregate write-ins for liabilities	1,473,502	4,069,687
26. Total liabilities excluding protected cell liabilities (Lines 1 through 25)	241,820,613	495,303,960
27. Protected cell liabilities		
28. Total liabilities (Lines 26 and 27)	241,820,613	495,303,960
29. Aggregate write-ins for special surplus funds	0	0
30. Common capital stock	4,500,000	4,500,000
31. Preferred capital stock		
32. Aggregate write-ins for other-than-special surplus funds	882,304	882,304
33. Surplus notes	0	
34. Gross paid in and contributed surplus	603,639,379	726,639,379
35. Unassigned funds (surplus)	(551,213,117)	(616,357,275)
36. Less treasury stock, at cost:		
36.1 shares common (value included in Line 30 \$)		
36.2 shares preferred (value included in Line 31 \$)		
37. Surplus as regards policyholders (Lines 29 to 35, less 36) (Page 4, Line 39)	57,808,567	115,664,408
38. TOTALS (Page 2, Line 28, Col. 3)	299,629,180	610,968,368
DETAILS OF WRITE-INS		
2501. Miscellaneous liabilities	1,473,502	4,069,687
2502.		
2503.		
2598. Summary of remaining write-ins for Line 25 from overflow page	0	0
2599. Totals (Lines 2501 through 2503 plus 2598)(Line 25 above)	1,473,502	4,069,687
2901.		
2902.		
2903.		
2998. Summary of remaining write-ins for Line 29 from overflow page	0	0
2999. Totals (Lines 2901 through 2903 plus 2998)(Line 29 above)	0	0
3201. Miscellaneous surplus amounts	882,304	882,304
3202.		
3203.		
3298. Summary of remaining write-ins for Line 32 from overflow page	0	0
3299. Totals (Lines 3201 through 3203 plus 3298)(Line 32 above)	882,304	882,304

ANNUAL STATEMENT FOR THE YEAR 2025 OF THE Root Insurance Company

STATEMENT OF INCOME

	1 Current Year	2 Prior Year
UNDERWRITING INCOME		
1. Premiums earned (Part 1, Line 35, Column 4).....	68,345,503	241,777,605
DEDUCTIONS:		
2. Losses incurred (Part 2, Line 35, Column 7)	32,869,224	134,491,339
3. Loss adjustment expenses incurred (Part 3, Line 25, Column 1)	(6,781,457)	37,891,492
4. Other underwriting expenses incurred (Part 3, Line 25, Column 2)	(12,945,174)	55,181,902
5. Aggregate write-ins for underwriting deductions	0	0
6. Total underwriting deductions (Lines 2 through 5)	13,142,593	227,564,733
7. Net income of protected cells		
8. Net underwriting gain (loss) (Line 1 minus Line 6 plus Line 7)	55,202,910	14,212,872
INVESTMENT INCOME		
9. Net investment income earned (Exhibit of Net Investment Income, Line 17)	6,027,693	6,410,356
10. Net realized capital gains (losses) less capital gains tax of \$ (Exhibit of Capital Gains (Losses))	594,909	3,054
11. Net investment gain (loss) (Lines 9 + 10)	6,622,602	6,413,410
OTHER INCOME		
12. Net gain (loss) from agents' or premium balances charged off (amount recovered \$0 amount charged off \$ 3,327,301)	(3,327,301)	0
13. Finance and service charges not included in premiums	3,201,920	16,153,643
14. Aggregate write-ins for miscellaneous income	85,811	822,577
15. Total other income (Lines 12 through 14)	(39,570)	16,976,220
16. Net income before dividends to policyholders, after capital gains tax and before all other federal and foreign income taxes (Lines 8 + 11 + 15)	61,785,942	37,602,502
17. Dividends to policyholders		
18. Net income, after dividends to policyholders, after capital gains tax and before all other federal and foreign income taxes (Line 16 minus Line 17)	61,785,942	37,602,502
19. Federal and foreign income taxes incurred	0	7,016
20. Net income (Line 18 minus Line 19)(to Line 22)	61,785,942	37,595,486
CAPITAL AND SURPLUS ACCOUNT		
21. Surplus as regards policyholders, December 31 prior year (Page 4, Line 39, Column 2)	115,664,408	60,121,500
22. Net income (from Line 20)	61,785,942	37,595,486
23. Net transfers (to) from Protected Cell accounts		
24. Change in net unrealized capital gains or (losses) less capital gains tax of \$		0
25. Change in net unrealized foreign exchange capital gain (loss)		0
26. Change in net deferred income tax	111,388,145	
27. Change in nonadmitted assets (Exhibit of Nonadmitted Assets, Line 28, Col. 3)	(108,011,601)	(215,801)
28. Change in provision for reinsurance (Page 3, Line 16, Column 2 minus Column 1)	(11,417)	(31,370)
29. Change in surplus notes		
30. Surplus (contributed to) withdrawn from protected cells		
31. Cumulative effect of changes in accounting principles		
32. Capital changes:		
32.1 Paid in		
32.2 Transferred from surplus (stock dividend)		
32.3 Transferred to surplus		
33. Surplus adjustments:		
33.1 Paid in	(123,000,000)	17,309,000
33.2 Transferred to capital (stock dividend)		
33.3 Transferred from capital		
34. Net remittances from or (to) Home Office		
35. Dividends to stockholders		
36. Change in treasury stock (Page 3, Lines 36.1 and 36.2, Column 2 minus Column 1)	0	0
37. Aggregate write-ins for gains and losses in surplus	(6,910)	885,593
38. Change in surplus as regards policyholders for the year (Lines 22 through 37)	(57,855,841)	55,542,908
39. Surplus as regards policyholders, December 31 current year (Line 21 plus Line 38) (Page 3, Line 37)	57,808,567	115,664,408
DETAILS OF WRITE-INS		
0501.		
0502.		
0503.		
0598. Summary of remaining write-ins for Line 5 from overflow page	0	0
0599. Totals (Lines 0501 through 0503 plus 0598)(Line 5 above)	0	0
1401. Miscellaneous income	85,811	822,577
1402.		
1403.		
1498. Summary of remaining write-ins for Line 14 from overflow page	0	0
1499. Totals (Lines 1401 through 1403 plus 1498)(Line 14 above)	85,811	822,577
3701. Change in provision for reinsurance ceded to former pool member	(1,040)	3,790
3702. Miscellaneous change in Surplus	(5,870)	881,803
3703.		
3798. Summary of remaining write-ins for Line 37 from overflow page	0	0
3799. Totals (Lines 3701 through 3703 plus 3798)(Line 37 above)	(6,910)	885,593

ANNUAL STATEMENT FOR THE YEAR 2025 OF THE Root Insurance Company

CASH FLOW

	1	2
	Current Year	Prior Year
Cash from Operations		
1. Premiums collected net of reinsurance	132,286,701	198,235,985
2. Net investment income	6,505,072	6,194,469
3. Miscellaneous income	(39,570)	16,976,220
4. Total (Lines 1 through 3)	138,752,204	221,406,675
5. Benefit and loss related payments	70,105,100	131,422,797
6. Net transfers to Separate Accounts, Segregated Accounts and Protected Cell Accounts	0	0
7. Commissions, expenses paid and aggregate write-ins for deductions	18,025,965	81,705,866
8. Dividends paid to policyholders	0	0
9. Federal and foreign income taxes paid (recovered) net of \$ tax on capital gains (losses)	125,016	(955,207)
10. Total (Lines 5 through 9)	88,256,081	212,173,456
11. Net cash from operations (Line 4 minus Line 10)	50,496,123	9,233,218
Cash from Investments		
12. Proceeds from investments sold, matured or repaid:		
12.1 Bonds	23,667,253	24,133,697
12.2 Stocks	0	0
12.3 Mortgage loans	0	0
12.4 Real estate	0	0
12.5 Other invested assets	0	0
12.6 Net gains or (losses) on cash, cash equivalents and short-term investments	0	0
12.7 Miscellaneous proceeds	0	0
12.8 Total investment proceeds (Lines 12.1 to 12.7)	23,667,253	24,133,697
13. Cost of investments acquired (long-term only exclude cash equivalents and short-term investments):		
13.1 Bonds	8,261,926	30,872,254
13.2 Stocks	0	0
13.3 Mortgage loans	0	0
13.4 Real estate	0	0
13.5 Other invested assets	267,440	282,459
13.6 Miscellaneous applications	0	0
13.7 Total investments acquired (Lines 13.1 to 13.6)	8,529,366	31,154,713
14. Net increase/(decrease) in contract loans and premium notes	0	0
15. Net cash from investments (Line 12.8 minus Line 13.7 minus Line 14)	15,137,887	(7,021,016)
Cash from Financing and Miscellaneous Sources		
16. Cash provided (applied):		
16.1 Surplus notes, capital notes	0	0
16.2 Capital and paid in surplus, less treasury stock	(123,000,000)	17,300,000
16.3 Borrowed funds	0	0
16.4 Net deposits on deposit-type contracts and other insurance liabilities	0	0
16.5 Dividends to stockholders	0	0
16.6 Other cash provided (applied)	3,903,724	1,214,641
17. Net cash from financing and miscellaneous sources (Lines 16.1 to 16.4 minus Line 16.5 plus Line 16.6)	(119,096,276)	18,514,641
RECONCILIATION OF CASH, CASH EQUIVALENTS AND SHORT-TERM INVESTMENTS		
18. Net change in cash, cash equivalents and short-term investments (Line 11, plus Lines 15 and 17)	(53,462,266)	20,726,843
19. Cash, cash equivalents and short-term investments:		
19.1 Beginning of year	99,229,073	78,502,230
19.2 End of period (Line 18 plus Line 19.1)	45,766,807	99,229,073

Note: Supplemental disclosures of cash flow information for non-cash transactions:

20.0001. Bond transfer between Root Insurance Company and Root Property & Casualty Insurance Company for reinsurance settlement related to quota share	43,477,857	
--	------------	--

ANNUAL STATEMENT FOR THE YEAR 2025 OF THE Root Insurance Company

UNDERWRITING AND INVESTMENT EXHIBIT

PART 1 - PREMIUMS EARNED

Line of Business	1	2	3	4
	Net Premiums Written per Column 6, Part 1B	Unearned Premiums Dec. 31 Prior Year - per Col. 3, Last Year's Part 1	Unearned Premiums Dec. 31 Current Year - per Col. 5 Part 1A	Premiums Earned During Year (Cols. 1 + 2 - 3)
1. Fire	0			0
2.1 Allied lines	0			0
2.2 Multiple peril crop	0			0
2.3 Federal flood	0			0
2.4 Private crop	0			0
2.5 Private flood	0			0
3. Farmowners multiple peril	0			0
4. Homeowners multiple peril	(58,866)	377,920		319,054
5.1 Commercial multiple peril (non-liability portion)	0			0
5.2 Commercial multiple peril (liability portion)	0			0
6. Mortgage guaranty	0			0
8. Ocean marine	0			0
9.1 Inland marine	0			0
9.2 Pet insurance plans	0			0
10. Financial guaranty	0			0
11.1 Medical professional liability - occurrence	0			0
11.2 Medical professional liability - claims-made	0			0
12. Earthquake	0			0
13.1 Comprehensive (hospital and medical) individual	0			0
13.2 Comprehensive (hospital and medical) group	0			0
14. Credit accident and health (group and individual)	0			0
15.1 Vision only	0			0
15.2 Dental only	0			0
15.3 Disability income	0			0
15.4 Medicare supplement	0			0
15.5 Medicaid Title XIX	0			0
15.6 Medicare Title XVIII	0			0
15.7 Long-term care	0			0
15.8 Federal employees health benefits plan	0			0
15.9 Other health	0			0
16. Workers' compensation	0			0
17.1 Other liability - occurrence	0			0
17.2 Other liability - claims-made	0			0
17.3 Excess workers' compensation	0			0
18.1 Products liability - occurrence	0			0
18.2 Products liability - claims-made	0	0		0
19.1 Private passenger auto no-fault (personal injury protection)	(339,573)	4,593,827		4,254,254
19.2 Other private passenger auto liability.....	(14,425,527)	58,293,277		43,867,750
19.3 Commercial auto no-fault (personal injury protection)	0			0
19.4 Other commercial auto liability.....	0	0		0
21.1 Private passenger auto physical damage	(3,597,528)	23,501,973		19,904,445
21.2 Commercial auto physical damage	0			0
22. Aircraft (all perils)	0			0
23. Fidelity	0			0
24. Surety	0			0
26. Burglary and theft	0			0
27. Boiler and machinery	0			0
28. Credit	0			0
29. International	0			0
30. Warranty	0			0
31. Reinsurance - nonproportional assumed property	0			0
32. Reinsurance - nonproportional assumed liability	0			0
33. Reinsurance - nonproportional assumed financial lines	0			0
34. Aggregate write-ins for other lines of business	0	0	0	0
35. TOTALS	(18,421,494)	86,766,997	0	68,345,503
DETAILS OF WRITE-INS				
3401.				
3402.				
3403.				
3498. Summary of remaining write-ins for Line 34 from overflow page	0	0	0	0
3499. Totals (Lines 3401 through 3403 plus 3498)(Line 34 above)	0	0	0	0

ANNUAL STATEMENT FOR THE YEAR 2025 OF THE Root Insurance Company

UNDERWRITING AND INVESTMENT EXHIBIT

PART 1A - RECAPITULATION OF ALL PREMIUMS

Line of Business	1 Amount Unearned (Running One Year or Less from Date of Policy) (a)	2 Amount Unearned (Running More Than One Year from Date of Policy) (a)	3 Earned But Unbilled Premium	4 Reserve for Rate Credits and Retrospective Adjustments Based on Experience	5 Total Reserve for Unearned Premiums Cols. 1 + 2 + 3 + 4
1. Fire					
2.1 Allied lines					
2.2 Multiple peril crop					
2.3 Federal flood					
2.4 Private crop					
2.5 Private flood					
3. Farmowners multiple peril					
4. Homeowners multiple peril					
5.1 Commercial multiple peril (non-liability portion)					
5.2 Commercial multiple peril (liability portion)					
6. Mortgage guaranty					
8. Ocean marine					
9.1 Inland marine					
9.2 Pet insurance plans					
10. Financial guaranty					
11.1 Medical professional liability - occurrence					
11.2 Medical professional liability - claims-made					
12. Earthquake					
13.1 Comprehensive (hospital and medical) individual					
13.2 Comprehensive (hospital and medical) group					
14. Credit accident and health (group and individual)					
15.1 Vision only					
15.2 Dental only					
15.3 Disability income					
15.4 Medicare supplement					
15.5 Medicaid Title XIX					
15.6 Medicare Title XVIII					
15.7 Long-term care					
15.8 Federal employees health benefits plan					
15.9 Other health					
16. Workers' compensation					
17.1 Other liability - occurrence					
17.2 Other liability - claims-made					
17.3 Excess workers' compensation					
18.1 Products liability - occurrence					
18.2 Products liability - claims-made					
19.1 Private passenger auto no-fault (personal injury protection)					
19.2 Other private passenger auto liability					
19.3 Commercial auto no-fault (personal injury protection)					
19.4 Other commercial auto liability					
21.1 Private passenger auto physical damage					
21.2 Commercial auto physical damage					
22. Aircraft (all perils)					
23. Fidelity					
24. Surety					
26. Burglary and theft					
27. Boiler and machinery					
28. Credit					
29. International					
30. Warranty					
31. Reinsurance - nonproportional assumed property					
32. Reinsurance - nonproportional assumed liability					
33. Reinsurance - nonproportional assumed financial lines					
34. Aggregate write-ins for other lines of business					
35. TOTALS					
36. Accrued retrospective premiums based on experience					
37. Earned but unbilled premiums					
38. Balance (Sum of Line 35 through 37)					
DETAILS OF WRITE-INS					
3401.					
3402.					
3403.					
3498. Summary of remaining write-ins for Line 34 from overflow page					
3499. Totals (Lines 3401 through 3403 plus 3498)(Line 34 above)					

NONE

(a) State here basis of computation used in each case

ANNUAL STATEMENT FOR THE YEAR 2025 OF THE Root Insurance Company

UNDERWRITING AND INVESTMENT EXHIBIT

PART 1B - PREMIUMS WRITTEN

Line of Business	1	Reinsurance Assumed		Reinsurance Ceded		6 Net Premiums Written Cols. 1+2+3-4-5
	Direct Business (a)	2 From Affiliates	3 From Non-Affiliates	4 To Affiliates	5 To Non-Affiliates	
1. Fire	0					0
2.1 Allied lines	0					0
2.2 Multiple peril crop	0					0
2.3 Federal flood	0					0
2.4 Private crop	0					0
2.5 Private flood	0					0
3. Farmowners multiple peril	0					0
4. Homeowners multiple peril	753,430			815,862	(3,566)	(58,866)
5.1 Commercial multiple peril (non-liability portion)	0					0
5.2 Commercial multiple peril (liability portion)	0					0
6. Mortgage guaranty	0					0
8. Ocean marine	0					0
9.1 Inland marine	0					0
9.2 Pet insurance plans	0					0
10. Financial guaranty	0					0
11.1 Medical professional liability - occurrence	0					0
11.2 Medical professional liability - claims- made	0					0
12. Earthquake	0					0
13.1 Comprehensive (hospital and medical) individual	0					0
13.2 Comprehensive (hospital and medical) group	0					0
14. Credit accident and health (group and individual)	0					0
15.1 Vision only	0					0
15.2 Dental only	0					0
15.3 Disability income	0					0
15.4 Medicare supplement	0					0
15.5 Medicaid Title XIX	0					0
15.6 Medicare Title XVIII	0					0
15.7 Long-term care	0					0
15.8 Federal employees health benefits plan	0					0
15.9 Other health	0					0
16. Workers' compensation	0					0
17.1 Other liability - occurrence	0					0
17.2 Other liability - claims-made	0					0
17.3 Excess workers' compensation	0					0
18.1 Products liability - occurrence	0					0
18.2 Products liability - claims-made	0					0
19.1 Private passenger auto no-fault (personal injury protection)	23,548,763	(315,395)		23,822,240	(249,299)	(339,573)
19.2 Other private passenger auto liability.....	514,704,053	(52,217,216)		482,684,514	(5,772,150)	(14,425,527)
19.3 Commercial auto no-fault (personal injury protection)	0					0
19.4 Other commercial auto liability.....	0					0
21.1 Private passenger auto physical damage	239,540,846	(16,522,142)		228,240,312	(1,624,080)	(3,597,528)
21.2 Commercial auto physical damage	0					0
22. Aircraft (all perils)	0					0
23. Fidelity	0					0
24. Surety	0					0
26. Burglary and theft	0					0
27. Boiler and machinery	0					0
28. Credit	0					0
29. International	0					0
30. Warranty	0					0
31. Reinsurance - nonproportional assumed property	XXX					0
32. Reinsurance - nonproportional assumed liability	XXX					0
33. Reinsurance - nonproportional assumed financial lines	XXX					0
34. Aggregate write-ins for other lines of business	0	0	0	0	0	0
35. TOTALS	778,547,092	(69,054,753)	0	735,562,928	(7,649,095)	(18,421,494)
DETAILS OF WRITE-INS						
3401.						
3402.						
3403.						
3498. Summary of remaining write-ins for Line 34 from overflow page	0	0	0	0	0	0
3499. Totals (Lines 3401 through 3403 plus 3498)(Line 34 above)	0	0	0	0	0	0

(a) Does the company's direct premiums written include premiums recorded on an installment basis? Yes [] No [X]

If yes: 1. The amount of such installment premiums \$

2. Amount at which such installment premiums would have been reported had they been reported on an annualized basis \$

ANNUAL STATEMENT FOR THE YEAR 2025 OF THE Root Insurance Company

UNDERWRITING AND INVESTMENT EXHIBIT

PART 2 - LOSSES PAID AND INCURRED

Line of Business	Losses Paid Less Salvage				5 Net Losses Unpaid Current Year (Part 2A , Col. 8)	6 Net Losses Unpaid Prior Year	7 Losses Incurred Current Year (Cols. 4 + 5 - 6)	8 Percentage of Losses Incurred (Col. 7, Part 2) to Premiums Earned (Col. 4, Part 1)
	1 Direct Business	2 Reinsurance Assumed	3 Reinsurance Recovered	4 Net Payments (Cols. 1 + 2 - 3)				
1. Fire	0			0	0	0	0	0.0
2.1 Allied lines	0			0	0	0	0	0.0
2.2 Multiple peril crop	0			0	0	0	0	0.0
2.3 Federal flood	0			0	0	0	0	0.0
2.4 Private crop	0			0	0	0	0	0.0
2.5 Private flood	0			0	0	0	0	0.0
3. Farmowners multiple peril	0			0	0	0	0	0.0
4. Homeowners multiple peril	318,544	0	(10,648)	329,192	29,341	21,233	337,300	105.7
5.1 Commercial multiple peril (non-liability portion)	0			0	0	0	0	0.0
5.2 Commercial multiple peril (liability portion)	0			0	0	0	0	0.0
6. Mortgage guaranty	0			0	0	0	0	0.0
8. Ocean marine	0			0	0	0	0	0.0
9.1 Inland marine	0			0	0	0	0	0.0
9.2 Pet insurance plans	0			0	0	0	0	0.0
10. Financial guaranty	0			0	0	0	0	0.0
11.1 Medical professional liability - occurrence	0			0	0	0	0	0.0
11.2 Medical professional liability - claims-made	0			0	0	0	0	0.0
12. Earthquake	0			0	0	0	0	0.0
13.1 Comprehensive (hospital and medical) individual	0			0	0	0	0	0.0
13.2 Comprehensive (hospital and medical) group	0			0	0	0	0	0.0
14. Credit accident and health (group and individual)	0			0	0	0	0	0.0
15.1 Vision only	0			0	0	0	0	0.0
15.2 Dental only	0			0	0	0	0	0.0
15.3 Disability income	0			0	0	0	0	0.0
15.4 Medicare supplement	0			0	0	0	0	0.0
15.5 Medicaid Title XIX	0			0	0	0	0	0.0
15.6 Medicare Title XVIII	0			0	0	0	0	0.0
15.7 Long-term care	0			0	0	0	0	0.0
15.8 Federal employees health benefits plan	0			0	0	0	0	0.0
15.9 Other health	0			0	0	0	0	0.0
16. Workers' compensation	0			0	0	0	0	0.0
17.1 Other liability - occurrence	0			0	0	0	0	0.0
17.2 Other liability - claims-made	0			0	0	0	0	0.0
17.3 Excess workers' compensation	0			0	0	0	0	0.0
18.1 Products liability - occurrence	0			0	0	0	0	0.0
18.2 Products liability - claims-made	0			0	0	0	0	0.0
19.1 Private passenger auto no-fault (personal injury protection)	18,327,803	241,465	15,160,365	3,408,903	376,973	2,480,992	1,304,884	30.7
19.2 Other private passenger auto liability	259,281,100	59,827,526	258,925,543	60,183,083	26,520,885	67,445,148	19,258,820	43.9
19.3 Commercial auto no-fault (personal injury protection)	0			0	0	0	0	0.0
19.4 Other commercial auto liability	0			0	0	0	0	0.0
21.1 Private passenger auto physical damage	158,577,843	5,670,394	142,807,125	21,441,112	277,019	9,749,911	11,968,220	60.1
21.2 Commercial auto physical damage	0			0	0	0	0	0.0
22. Aircraft (all perils)	0			0	0	0	0	0.0
23. Fidelity	0			0	0	0	0	0.0
24. Surety	0			0	0	0	0	0.0
26. Burglary and theft	0			0	0	0	0	0.0
27. Boiler and machinery	0			0	0	0	0	0.0
28. Credit	0			0	0	0	0	0.0
29. International	0			0	0	0	0	0.0
30. Warranty	0			0	0	0	0	0.0
31. Reinsurance - nonproportional assumed property	XXX			0	0	0	0	0.0
32. Reinsurance - nonproportional assumed liability	XXX			0	0	0	0	0.0
33. Reinsurance - nonproportional assumed financial lines	XXX			0	0	0	0	0.0
34. Aggregate write-ins for other lines of business	0	0	0	0	0	0	0	0.0
35. TOTALS	436,505,290	65,739,385	416,882,385	85,362,290	27,204,218	79,697,284	32,869,224	48.1
DETAILS OF WRITE-INS								
3401.								
3402.								
3403.								
3498. Summary of remaining write-ins for Line 34 from overflow page	0	0	0	0	0	0	0	
3499. Totals (Lines 3401 through 3403 plus 3498)(Line 34 above)	0	0	0	0	0	0	0	0.0

ANNUAL STATEMENT FOR THE YEAR 2025 OF THE Root Insurance Company

UNDERWRITING AND INVESTMENT EXHIBIT

PART 2A - UNPAID LOSSES AND LOSS ADJUSTMENT EXPENSES

Line of Business	Reported Losses				Incurred But Not Reported			8 Net Losses Unpaid (Cols. 4 + 5 + 6 - 7)	9 Net Unpaid Loss Adjustment Expenses
	1 Direct	2 Reinsurance Assumed	3 Deduct Reinsurance Recoverable	4 Net Losses Excl. Incurred But Not Reported (Cols. 1 + 2 - 3)	5 Direct	6 Reinsurance Assumed	7 Reinsurance Ceded		
1. Fire				0				0	
2.1 Allied lines				0				0	
2.2 Multiple peril crop				0				0	
2.3 Federal flood				0				0	
2.4 Private crop				0				0	
2.5 Private flood				0				0	
3. Farmowners multiple peril				0				0	
4. Homeowners multiple peril				0	120,424		91,083	29,341	57,796
5.1 Commercial multiple peril (non-liability portion)				0				0	
5.2 Commercial multiple peril (liability portion)				0				0	
6. Mortgage guaranty				0				0	
8. Ocean marine				0				0	
9.1 Inland marine				0				0	
9.2 Pet insurance plans				0				0	
10. Financial guaranty				0				0	
11.1 Medical professional liability - occurrence				0				0	
11.2 Medical professional liability - claims-made				0				0	
12. Earthquake				0				0	
13.1 Comprehensive (hospital and medical) individual				0				(a) 0	
13.2 Comprehensive (hospital and medical) group				0				(a) 0	
14. Credit accident and health (group and individual)				0				0	
15.1 Vision only				0				(a) 0	
15.2 Dental only				0				(a) 0	
15.3 Disability income				0				(a) 0	
15.4 Medicare supplement				0				(a) 0	
15.5 Medicaid Title XIX				0				(a) 0	
15.6 Medicare Title XVIII				0				(a) 0	
15.7 Long-term care				0				(a) 0	
15.8 Federal employees health benefits plan				0				(a) 0	
15.9 Other health				0				(a) 0	
16. Workers' compensation				0				0	
17.1 Other liability - occurrence				0				0	
17.2 Other liability - claims-made				0				0	
17.3 Excess workers' compensation				0				0	
18.1 Products liability - occurrence				0				0	
18.2 Products liability - claims-made				0				0	
19.1 Private passenger auto no-fault (personal injury protection)	3,612,220		3,434,845	177,375	917,598		718,000	376,973	1,441,085
19.2 Other private passenger auto liability	83,457,386		68,953,834	14,503,552	119,701,542		107,684,209	26,520,885	13,518,947
19.3 Commercial auto no-fault (personal injury protection)				0				0	
19.4 Other commercial auto liability				0				0	
21.1 Private passenger auto physical damage	687,341		(183,818)	871,159	16,769,063		17,363,203	277,019	1,499,773
21.2 Commercial auto physical damage				0				0	
22. Aircraft (all perils)				0				0	
23. Fidelity				0				0	
24. Surety				0				0	
26. Burglary and theft				0				0	
27. Boiler and machinery				0				0	
28. Credit				0				0	
29. International				0				0	
30. Warranty				0				0	
31. Reinsurance - nonproportional assumed property	XXX			0	XXX			0	
32. Reinsurance - nonproportional assumed liability	XXX			0	XXX			0	
33. Reinsurance - nonproportional assumed financial lines	XXX			0	XXX			0	
34. Aggregate write-ins for other lines of business	0	0	0	0	0	0	0	0	0
35. TOTALS	87,756,947	0	72,204,861	15,552,086	137,508,627	0	125,856,495	27,204,218	16,517,601
DETAILS OF WRITE-INS									
3401.				0				0	
3402.				0				0	
3403.				0				0	
3498. Summary of remaining write-ins for Line 34 from overflow page	0	0	0	0	0	0	0	0	0
3499. Totals (Lines 3401 through 3403 plus 3498)(Line 34 above)	0	0	0	0	0	0	0	0	0

(a) Including \$ for present value of life indemnity claims reported in Lines 13 and 15.

ANNUAL STATEMENT FOR THE YEAR 2025 OF THE Root Insurance Company

UNDERWRITING AND INVESTMENT EXHIBIT

PART 3 - EXPENSES

	1	2	3	4
	Loss Adjustment Expenses	Other Underwriting Expenses	Investment Expenses	Total
1. Claim adjustment services:				
1.1 Direct	10,082,863			10,082,863
1.2 Reinsurance assumed	0			0
1.3 Reinsurance ceded	62,773,024			62,773,024
1.4 Net claim adjustment service (1.1 + 1.2 - 1.3)	(52,690,161)	0	0	(52,690,161)
2. Commission and brokerage:				
2.1 Direct excluding contingent		(6,833,458)		(6,833,458)
2.2 Reinsurance assumed, excluding contingent		0		0
2.3 Reinsurance ceded, excluding contingent		5,534,789		5,534,789
2.4 Contingent - direct				0
2.5 Contingent - reinsurance assumed				0
2.6 Contingent - reinsurance ceded				0
2.7 Policy and membership fees				0
2.8 Net commission and brokerage (2.1 + 2.2 - 2.3 + 2.4 + 2.5 - 2.6 + 2.7) ..	0	(12,368,247)	0	(12,368,247)
3. Allowances to managers and agents				0
4. Advertising		0		0
5. Boards, bureaus and associations		0		0
6. Surveys and underwriting reports				0
7. Audit of assureds' records				0
8. Salary and related items:				
8.1 Salaries	34,478,146	(156,896)	157,692	34,478,942
8.2 Payroll taxes	2,670,131	0	10,092	2,680,223
9. Employee relations and welfare	7,733,868	107,612	128,140	7,969,620
10. Insurance		(43,705)		(43,705)
11. Directors' fees		10,400		10,400
12. Travel and travel items		0		0
13. Rent and rent items	186,249	0		186,249
14. Equipment		0		0
15. Cost or depreciation of EDP equipment and software	383,940	211,902		595,842
16. Printing and stationery		0		0
17. Postage, telephone and telegraph, exchange and express		0	278,127	278,127
18. Legal and auditing	456,370	(164,432)		291,938
19. Totals (Lines 3 to 18)	45,908,704	(35,119)	574,051	46,447,636
20. Taxes, licenses and fees:				
20.1 State and local insurance taxes deducting guaranty association credits of \$ 50,000		(552,716)		(552,716)
20.2 Insurance department licenses and fees		86		86
20.3 Gross guaranty association assessments		0		0
20.4 All other (excluding federal and foreign income and real estate)		142		142
20.5 Total taxes, licenses and fees (20.1 + 20.2 + 20.3 + 20.4)	0	(552,488)	0	(552,488)
21. Real estate expenses				0
22. Real estate taxes				0
23. Reimbursements by uninsured plans				0
24. Aggregate write-ins for miscellaneous expenses	0	10,680	0	10,680
25. Total expenses incurred	(6,781,457)	(12,945,174)	574,051	(a) (19,152,580)
26. Less unpaid expenses - current year	16,517,601	(2,900,080)	39,628	13,657,149
27. Add unpaid expenses - prior year	43,527,313	7,842,448	70,427	51,440,188
28. Amounts receivable relating to uninsured plans, prior year				0
29. Amounts receivable relating to uninsured plans, current year				0
30. TOTAL EXPENSES PAID (Lines 25 - 26 + 27 - 28 + 29)	20,228,255	(2,202,646)	604,850	18,630,459
DETAILS OF WRITE-INS				
2401. Miscellaneous		10,680		10,680
2402.				
2403.				
2498. Summary of remaining write-ins for Line 24 from overflow page	0	0	0	0
2499. Totals (Lines 2401 through 2403 plus 2498)(Line 24 above)	0	10,680	0	10,680

(a) Includes management fees of \$ to affiliates and \$ to non-affiliates.

ANNUAL STATEMENT FOR THE YEAR 2025 OF THE Root Insurance Company

EXHIBIT OF NET INVESTMENT INCOME

	1 Collected During Year	2 Earned During Year
1. U.S. Government bonds	(a) 223,556	200,341
1.1 Bonds exempt from U.S. tax	(a) 0	0
1.2 Other bonds (unaffiliated)	(a) 3,723,410	3,184,594
1.3 Bonds of affiliates	(a) 0	0
2.1 Preferred stocks (unaffiliated)	(b) 0	0
2.11 Preferred stocks of affiliates	(b) 0	0
2.2 Common stocks (unaffiliated)	0	0
2.21 Common stocks of affiliates	0	0
3. Mortgage loans	(c) 0	0
4. Real estate	(d) 0	0
5. Contract loans	0	0
6. Cash, cash equivalents and short-term investments	(e) 3,342,771	3,338,765
7. Derivative instruments	(f) 0	0
8. Other invested assets	(121,956)	(121,956)
9. Aggregate write-ins for investment income	0	0
10. Total gross investment income	7,167,781	6,601,744
11. Investment expenses		(g) 574,051
12. Investment taxes, licenses and fees, excluding federal income taxes		(g) 0
13. Interest expense		(h) 0
14. Depreciation on real estate and other invested assets		(i) 0
15. Aggregate write-ins for deductions from investment income		0
16. Total deductions (Lines 11 through 15)		574,051
17. Net investment income (Line 10 minus Line 16)		6,027,693
DETAILS OF WRITE-INS		
0901.		
0902.		
0903.		
0998. Summary of remaining write-ins for Line 9 from overflow page	0	0
0999. Totals (Lines 0901 through 0903 plus 0998) (Line 9, above)	0	0
1501.		
1502.		
1503.		
1598. Summary of remaining write-ins for Line 15 from overflow page		0
1599. Totals (Lines 1501 through 1503 plus 1598) (Line 15, above)		0

- (a) Includes \$ 474,023 accrual of discount less \$ 109,889 amortization of premium and less \$ 0 paid for accrued interest on purchases.
- (b) Includes \$ 0 accrual of discount less \$ 0 amortization of premium and less \$ 0 paid for accrued dividends on purchases.
- (c) Includes \$ 0 accrual of discount less \$ 0 amortization of premium and less \$ 0 paid for accrued interest on purchases.
- (d) Includes \$ 0 for company's occupancy of its own buildings; and excludes \$ 0 interest on encumbrances.
- (e) Includes \$ 0 accrual of discount less \$ 0 amortization of premium and less \$ 0 paid for accrued interest on purchases.
- (f) Includes \$ 0 accrual of discount less \$ 0 amortization of premium.
- (g) Includes \$ 0 investment expenses and \$ 0 investment taxes, licenses and fees, excluding federal income taxes, attributable to segregated and Separate Accounts.
- (h) Includes \$ 0 interest on surplus notes and \$ 0 interest on capital notes.
- (i) Includes \$ 0 depreciation on real estate and \$ 0 depreciation on other invested assets.

EXHIBIT OF CAPITAL GAINS (LOSSES)

	1 Realized Gain (Loss) On Sales or Maturity	2 Other Realized Adjustments	3 Total Realized Capital Gain (Loss) (Columns 1 + 2)	4 Change in Unrealized Capital Gain (Loss)	5 Change in Unrealized Foreign Exchange Capital Gain (Loss)
1. U.S. Government bonds	0	0	0	0	0
1.1 Bonds exempt from U.S. tax	0	0	0	0	0
1.2 Other bonds (unaffiliated)	(4,595)	0	(4,595)	0	0
1.3 Bonds of affiliates	0	0	0	0	0
2.1 Preferred stocks (unaffiliated)	0	0	0	0	0
2.11 Preferred stocks of affiliates	0	0	0	0	0
2.2 Common stocks (unaffiliated)	0	0	0	0	0
2.21 Common stocks of affiliates	0	0	0	0	0
3. Mortgage loans	0	0	0	0	0
4. Real estate	0	0	0	0	0
5. Contract loans	0	0	0	0	0
6. Cash, cash equivalents and short-term investments	0	0	0	0	0
7. Derivative instruments	0	0	0	0	0
8. Other invested assets	0	0	0	0	0
9. Aggregate write-ins for capital gains (losses)	0	599,504	599,504	0	0
10. Total capital gains (losses)	(4,595)	599,504	594,909	0	0
DETAILS OF WRITE-INS					
0901. Total gain recognized on Bond transfer between Root Insurance Company and Root Property & Casualty Insurance Company for reinsurance settlement related to quota share		599,504	599,504		
0902.					
0903.					
0998. Summary of remaining write-ins for Line 9 from overflow page	0	0	0	0	0
0999. Totals (Lines 0901 through 0903 plus 0998) (Line 9, above)	0	599,504	599,504	0	0

ANNUAL STATEMENT FOR THE YEAR 2025 OF THE Root Insurance Company

EXHIBIT OF NON-ADMITTED ASSETS

	1	2	3
	Current Year Total Nonadmitted Assets	Prior Year Total Nonadmitted Assets	Change in Total Nonadmitted Assets (Col. 2 - Col. 1)
1. Bonds (Schedule D)			0
2. Stocks (Schedule D):			
2.1 Preferred stocks			0
2.2 Common stocks			0
3. Mortgage loans on real estate (Schedule B):			
3.1 First liens			0
3.2 Other than first liens.....			0
4. Real estate (Schedule A):			
4.1 Properties occupied by the company			0
4.2 Properties held for the production of income.....			0
4.3 Properties held for sale			0
5. Cash (Schedule E - Part 1), cash equivalents (Schedule E - Part 2) and short-term investments (Schedule DA)			0
6. Contract loans			0
7. Derivatives (Schedule DB)			0
8. Other invested assets (Schedule BA)	0	0	0
9. Receivables for securities			0
10. Securities lending reinvested collateral assets (Schedule DL)			0
11. Aggregate write-ins for invested assets	0	0	0
12. Subtotals, cash and invested assets (Lines 1 to 11)	0	0	0
13. Title plants (for Title insurers only)			0
14. Investment income due and accrued			0
15. Premiums and considerations:			
15.1 Uncollected premiums and agents' balances in the course of collection			0
15.2 Deferred premiums, agents' balances and installments booked but deferred and not yet due ..			0
15.3 Accrued retrospective premiums and contracts subject to redetermination			0
16. Reinsurance:			
16.1 Amounts recoverable from reinsurers			0
16.2 Funds held by or deposited with reinsured companies			0
16.3 Other amounts receivable under reinsurance contracts			0
17. Amounts receivable relating to uninsured plans			0
18.1 Current federal and foreign income tax recoverable and interest thereon			0
18.2 Net deferred tax asset	108,166,133		(108,166,133)
19. Guaranty funds receivable or on deposit			0
20. Electronic data processing equipment and software			0
21. Furniture and equipment, including health care delivery assets			0
22. Net adjustment in assets and liabilities due to foreign exchange rates			0
23. Receivables from parent, subsidiaries and affiliates			0
24. Health care and other amounts receivable			0
25. Aggregate write-ins for other-than-invested assets	243,648	398,180	154,532
26. Total assets excluding Separate Accounts, Segregated Accounts and Protected Cell Accounts (Lines 12 to 25)	108,409,781	398,180	(108,011,601)
27. From Separate Accounts, Segregated Accounts and Protected Cell Accounts			0
28. Total (Lines 26 and 27)	108,409,781	398,180	(108,011,601)
DETAILS OF WRITE-INS			
1101.			
1102.			
1103.			
1198. Summary of remaining write-ins for Line 11 from overflow page	0	0	0
1199. Totals (Lines 1101 through 1103 plus 1198)(Line 11 above)	0	0	0
2501. Prepaid insurance expense	243,648	398,180	154,532
2502.			
2503.			
2598. Summary of remaining write-ins for Line 25 from overflow page	0	0	0
2599. Totals (Lines 2501 through 2503 plus 2598)(Line 25 above)	243,648	398,180	154,532

ANNUAL STATEMENT FOR THE YEAR 2025 OF THE Root Insurance Company

NOTES TO FINANCIAL STATEMENTS

NOTE 1 - Summary of Significant Accounting Policies and Going Concern

A. Accounting Practices

Basis of Presentation - The financial statements of Root Insurance Company ("Root", the "Company" or "RIC") are presented on the basis of accounting practices prescribed or permitted by the Ohio Department of Insurance. The Ohio Department of Insurance recognizes only statutory accounting practices prescribed or permitted by the State of Ohio for determining and reporting the financial condition and results of operations of an insurance company, for determining its solvency under the Ohio Insurance Law. The National Association of Insurance Commissioners' (NAIC) Accounting Practices and Procedures Manual (NAIC SAP) has been adopted as a component of prescribed or permitted practices by the state of Ohio, subject to any deviations prescribed or permitted by the Ohio Department of Insurance.

There are no significant differences between Ohio prescribed practices and the NAIC SAP which affect the Company.

The following reconciliation table illustrates the Company's net income and capital and surplus under NAIC SAP and those practices prescribed and permitted by the State of Ohio:

	SSAP #	F/S Page	F/S Line #	2025	2024
NET INCOME					
(1) State basis (Page 4, Line 20, Columns 1 & 2)	XXX	XXX	XXX	\$ 61,785,942	\$ 37,595,486
(2) State Prescribed Practices that are an Increase/(decrease) from NAIC SAP:	XXX	XXX	XXX		
(3) State Permitted Practices that are an increase/(decrease)from NAIC SAP:	XXX	XXX	XXX		
(4) NAIC SAP (1-2-3=4)				\$ 61,785,942	\$ 37,595,486
SURPLUS					
(5) State basis (Page 3, Line 37, Columns 1 & 2)	XXX	XXX	XXX	\$ 57,808,567	\$ 115,664,408
(6) State Prescribed Practices that are an increase/(decrease) from NAIC SAP:	XXX	XXX	XXX		
(7) State Permitted Practices that are an increase/(decrease) from NAIC SAP:	XXX	XXX	XXX		
(8) NAIC SAP (5-6-7=8)	XXX	XXX	XXX	\$ 57,808,567	\$ 115,664,408

B. Use of Estimates in the Preparation of the Financial Statements

The preparation of statutory financial statements requires management to make certain estimates and assumptions that affect the reported amounts of assets and liabilities and disclosure of contingent assets and liabilities at the date of the statutory financial statements and the reported amounts of revenue and expense during the reporting period. Actual results could differ from those estimates.

C. Accounting Policies

Premiums are recognized as earned pro rata over the policy period. Unearned premium is established to cover the unexpired portion of premiums written. A premium deficiency reserve, as measured on a gross basis, is recorded when the sum of expected losses, loss adjustment expenses and maintenance costs exceed the recorded unearned premium reserve and anticipated investment income. A premium deficiency reserve is recognized by accruing an additional liability for the deficiency, with a corresponding charge to operations. The Company did not record a premium deficiency reserve in 2025 or 2024.

Acquisition costs, including commissions paid to Root Insurance Agency ("RIA"), premium taxes, and other policy initiation costs, are charged to operations as incurred. Ceding commissions received under the terms of the Company's quota share reinsurance treaties are recorded as a reduction of underwriting expenses. If the ceding commission percentage exceeds the acquisition costs of the business ceded the excess ceding commission is recorded as a deferred liability and amortized over the period in which the related premiums are earned.

Loss and loss adjustment expense reserves include an amount determined from case-base estimates for reported claims and on estimates, based on experience and perceived trends, for unreported losses and loss expenses. These reserves have been established to cover the estimated ultimate cost to settle insured losses. The amounts are based on estimates of loss cost trends and other factors, and accordingly the ultimate liability may vary materially from such estimates. These estimates are continually reviewed by management and adjusted as necessary; with adjustments included in the period determined. As such, loss and loss adjustment expense reserves represent management's best estimate of the ultimate liability related to reported and unreported claims.

In the ordinary course of business, the Company cedes a portion of its business written to limit the maximum net loss potential arising from large risks and catastrophes. These arrangements, known as treaties, provide for reinsurance coverage on quota share (QS) and excess of loss (XOL) basis. Although the ceding of reinsurance does not discharge the Company from its primary liability to its policyholder, the insurance company that assumes the coverage assumes the related liability. Amounts recoverable from reinsurers are estimated in a manner consistent with the claim liability associated with the reinsured business. Ceded reinsurance premiums are recognized over the remaining policy period based on the reinsurance protection provided. The Company evaluates and monitors the financial condition associated with its reinsurers in order to minimize its exposure to significant losses from reinsurer insolvencies. Management evaluates, and may update, each reinsurance treaty to ensure the economic conditions remain advantageous to the Company and its affiliates. All reinsurance contracts provide for indemnification against loss or liability relating to insurance risk and have been accounted for as reinsurance.

Cash consists of cash on deposit. Cash equivalents are short-term, highly liquid investments that mature within three months from the date of origination. Money market mutual funds are stated at fair value and other cash equivalents are principally stated at amortized cost, which approximates their fair value. Short-term investments are securities with an original maturity greater than 3 months, but less than 1 year, and are stated at amortized cost, which approximates fair value.

ANNUAL STATEMENT FOR THE YEAR 2025 OF THE Root Insurance Company

NOTES TO FINANCIAL STATEMENTS

Bonds are valued in accordance with the valuations prescribed by the NAIC. Bonds with an NAIC designation of 1 or 2 are valued and reported at amortized cost. Bonds with an NAIC designation of 3 through 6 are carried at the lower of amortized cost or fair value, with the difference reflected in unassigned surplus.

Investment income is recognized when earned. Realized investment gains and losses are determined on the basis of specific identification. The effective interest method is used for amortization of premiums or discounts. Unrealized gains and losses, net of taxes, on investments are included in unassigned surplus.

Other invested assets consist of partnership interests in tax credit funds and are held at amortized cost with amortization charged to investment income over the period in which the tax benefits, primarily credits, are utilized.

Issuer credit obligations are stated in accordance with the guidance provided in SSAP No. 26: Bonds. Obligations with an NAIC designation of 1 or 2 are valued and reported at amortized cost. Obligations with an NAIC designation of 3 through 6 are carried at the lower of amortized cost or fair value, with the difference reflected in unassigned surplus.

Asset-backed securities are stated in accordance with the guidance provided in SSAP No. 43: Asset-backed Structured Securities. The retrospective adjustment method is used to value these securities.

D. Going Concern - There are no going concern issues.

NOTE 2 - Accounting Changes and Corrections of Errors - Not Applicable

NOTE 3 - Business Combinations and Goodwill - Not Applicable

NOTE 4 - Discontinued Operations - Not Applicable

NOTE 5 - Investments

A. Mortgage Loans, including Mezzanine Real Estate Loans - Not Applicable

B. Debt Restructuring - Not Applicable

C. Reverse Mortgages - Not Applicable

D. Asset - Backed Securities

(1) For fixed-rate agency mortgage-backed securities, the Company reviews calculations from a third party vendor utilizing Mortgage Industry Advisory Corporation (MIAC) Mortgage Industry Medians (MIMs) for prepayment speeds. MIMs are derived from a semi-monthly dealer-consensus survey of long term prepayment projections. For other mortgage-backed, asset-backed, and structured securities, Clearwater utilizes prepayment assumptions from Moody's Analytics. Moody's applies a flat economic credit model and utilizes a vector of multiple monthly speeds as opposed to a single speed for more robust projections. In instances where Moody's projections are not available, Clearwater uses data from Reuters, which utilizes the median prepayment speed from contributors' models.

(2) OTTI recognized - Not applicable

(3) OTTI - Not applicable

(4)

a) The aggregate amount of unrealized losses:

1. Less than 12 Months	\$-
2. 12 Months or Longer	\$14,111

b) The aggregate related fair value of securities with unrealized losses:

1. Less than 12 Months	\$-
2. 12 Months or Longer	\$990,685

E. Dollar Repurchase Agreements and/or Securities Lending Transactions - Not Applicable

F. Repurchase Agreements Transactions Accounted for as Secured Borrowing - Not Applicable

G. Reverse Repurchase Agreements Transactions Accounted for as Secured Borrowing - Not Applicable

H. Repurchase Agreements Transactions Accounted for as a Sale - Not Applicable

I. Reverse Repurchase Agreements Transactions Accounted for as a Sale - Not Applicable

J. Real Estate - Not Applicable

K. Low Income Housing tax Credits (LIHTC)

(1) For the Company's LIHTC property investments, the remaining tax credits are expected to be utilized within 12 months of December 31, 2025 and expire in 10 years.

(2) The amount of LIHTC and other tax benefits recognized during 2025 and 2024 was \$137,373 and \$321,651, respectively.

(3) The balance of the admitted LIHTC property investments recognized within other invested assets was \$174,952 and \$29,467 as of December 31, 2025 and December 31, 2024, respectively.

ANNUAL STATEMENT FOR THE YEAR 2025 OF THE Root Insurance Company
NOTES TO FINANCIAL STATEMENTS

- (4) Management was not aware of any of the Company's LIHTC property investments and related properties being the subject of any regulatory reviews as of December 31, 2025 or December 31, 2024.
- (5) The Company's LIHTC property investments did not exceed 10% of the total admitted assets as of December 31, 2025 or 2024.
- (6) The Company did not recognize OTTI losses related to its LIHTC property investments in 2025 or 2024.
- (7) The Company did not write down or reclassify LIHTC property investments in 2025 or 2024.

L. Restricted Assets - No Significant Changes

1. Restricted Assets (Including Pledged)

Restricted Asset Category	Gross (Admitted & Nonadmitted) Restricted						
	Current Year					6	7
	1	2	3	4	5		
	Total General Account (G/A)	G/A Supporting Protected Cell Account Activity (a)	Total Protected Cell Account Restricted Assets	Protected Cell Account Assets Supporting G/A Activity (b)	Total (1 plus 3)	Total From Prior Year	Increase/ (Decrease) (5 minus 6)
a. Subject to contractual obligation for which liability is not shown						\$ —	\$ —
b. Collateral held under security lending agreements						\$ —	\$ —
c. Subject to repurchase agreements						\$ —	\$ —
d. Subject to reverse repurchase agreements						\$ —	\$ —
e. Subject to dollar repurchase agreements						\$ —	\$ —
f. Subject to dollar reverse repurchase agreements						\$ —	\$ —
g. Placed under option contracts						\$ —	\$ —
h. Letter stock or securities restricted as to sale - excluding FHLB capital stock						\$ —	\$ —
i. FHLB capital stock						\$ —	\$ —
j. On deposit with states	\$ 9,065,548	\$ —	\$ —	\$ —	\$ 9,065,548	\$ 9,290,929	\$ (225,381)
k. On deposit with other regulatory bodies						\$ —	\$ —
l. Pledged collateral to FHLB (including assets backing funding agreements)						\$ —	\$ —
m. Pledged as collateral not captured in other categories						\$ —	\$ —
n. Other restricted assets						\$ —	\$ —
o. Total Restricted Assets	\$ 9,065,548	\$ —	\$ —	\$ —	\$ 9,065,548	\$ 9,290,929	\$ (225,381)

- (a) Subset of Column 1
(b) Subset of Column 3

ANNUAL STATEMENT FOR THE YEAR 2025 OF THE Root Insurance Company
NOTES TO FINANCIAL STATEMENTS

Restricted Asset Category	Current Year			
	8	9	Percentage	
			10	11
	Total Non-Admitted restricted	Total Admitted Restricted (5 minus 8)	Gross (admitted & Non-admitted) Restricted to Total Assets (c)	Admitted Restricted to Total Admitted Assets (d)
a. Subject to contractual obligation for which liability is not shown			0.000%	0.000%
b. Collateral held under security lending agreements			0.000%	0.000%
c. Subject to repurchase agreements			0.000%	0.000%
d. Subject to reverse repurchase agreements			0.000%	0.000%
e. Subject to dollar repurchase agreements			0.000%	0.000%
f. Subject to dollar reverse repurchase agreements			0.000%	0.000%
g. Placed under option contracts			0.000%	0.000%
h. Letter stock or securities restricted as to sale - excluding FHLB capital stock			0.000%	0.000%
i. FHLB capital stock			0.000%	0.000%
j. On deposit with states	\$ —	\$ 9,065,548	2.222 %	3.026 %
k. On deposit with other regulatory bodies			0.000%	0.000%
l. Pledged collateral to FHLB (including assets backing funding agreements)			0.000%	0.000%
m. Pledged as collateral not captured in other categories			0.000%	0.000%
n. Other restricted assets			0.000%	0.000%
o. Total Restricted Assets	\$ —	\$ 9,065,548	2.222 %	3.026 %

(c) Column 5 divided by Asset Page, Column 1, Line 28

(d) Column 9 divided by Asset Page, Column 3, Line 28

2. Detail of Assets Pledged as Collateral Not Captured in Other Categories (Contracts That Share Similar Characteristics, Such as Reinsurance and Derivatives, Are Reported in the Aggregate) - Not Applicable

3. Detail of Other Restricted Assets (Contracts That Share Similar Characteristics, Such as Reinsurance and Derivatives, Are Reported in the Aggregate) - Not Applicable

4. Collateral Received and Reflected as Assets Within the Reporting Entity's Financial Statements - Not applicable

M. Working Capital Finance Investments - Not Applicable

N. Offsetting and Netting of Assets and Liabilities - Not Applicable

O. 5GI Securities - Not Applicable

P. Short Sales - Not Applicable

Q. Prepayment Penalty and Acceleration Fees - Not Applicable

R. Reporting Entity's Share of Cash Pool by Asset Type - Not Applicable

NOTE 6 - Joint Ventures, Partnerships and Limited Liability Companies - Not Applicable

NOTE 7 - Investment Income

A. Accrued Investment Income - The Company does not admit accrued investment income over 90 days past due.

B. Amounts Non-admitted - Not Applicable

C. The gross, nonadmitted and admitted amounts for interest income due and accrued -

Interest Income Due and Accrued

1. Gross	\$	192,748
2. Nonadmitted	\$	—
3 Admitted	\$	192,748

D. The aggregate deferred interest - Not Applicable

E. The cumulative amounts of paid-in-kind (PIK) interest included in the current principal balance - Not Applicable

ANNUAL STATEMENT FOR THE YEAR 2025 OF THE Root Insurance Company
NOTES TO FINANCIAL STATEMENTS

Note 8 - Derivative Instruments - Not Applicable

Note 9 - Income Taxes - The components of the net deferred tax asset/(liability) at the end of the current period are as follows:

1.

	As of End of Current Period			12/31/2024			Change		
	(1)	(2)	(3)	(4)	(5)	(6)	(7)	(8)	(9)
	Ordinary	Capital	(Col. 1+2) Total	Ordinary	Capital	(Col. 4+5) Total	(Col. 1-4) Ordinary	(Col. 2-5) Capital	(Col. 7+8) Total
(a) Gross Deferred Tax Assets	\$ 111,398,396	\$ —	\$ 111,398,396	\$ 124,453,299	\$ —	\$ 124,453,299	\$ (13,054,903)	\$ —	\$ (13,054,903)
(b) Statutory Valuation Allowance Adjustment	\$ —	\$ —	\$ —	\$ (124,422,175)	\$ —	\$ (124,422,175)	\$ 124,422,175	\$ —	\$ 124,422,175
(c) Adjusted Gross Deferred Tax Assets (1a-1b)	\$ 111,398,396	\$ —	\$ 111,398,396	\$ 31,124	\$ —	\$ 31,124	\$ 111,367,272	\$ —	\$ 111,367,272
(d) Deferred Tax Assets Nonadmitted	\$ (108,166,133)	\$ —	\$ (108,166,133)	\$ —	\$ —	\$ —	\$ (108,166,133)	\$ —	\$ (108,166,133)
(e) Subtotal Net Admitted Deferred Tax Asset (1c-1da)	\$ 3,232,263	\$ —	\$ 3,232,263	\$ 31,124	\$ —	\$ 31,124	\$ 3,201,139	\$ —	\$ 3,201,139
(f) Deferred Tax Liabilities	\$ (10,251)	\$ —	\$ (10,251)	\$ (31,124)	\$ —	\$ (31,124)	\$ 20,873	\$ —	\$ 20,873
(g) Net Admitted Deferred Tax Asset/(Net Deferred Tax Liability) (1e-1f)	\$ 3,222,012	\$ —	\$ 3,222,012	\$ —	\$ —	\$ —	\$ 3,222,012	\$ —	\$ 3,222,012

2.

	As of End of Current Period			12/31/2024			Change		
	(1)	(2)	(3)	(4)	(5)	(6)	(7)	(8)	(9)
	Ordinary	Capital	(Col. 1+2) Total	Ordinary	Capital	(Col. 4+5) Total	(Col. 1-4) Ordinary	(Col. 2-5) Capital	(Col. 7+8) Total
Admission Calculation Components SSAP No. 101									
(a) Federal Income Taxes Paid In Prior Years Recoverable Through Loss Carrybacks									
(b) Adjusted Gross Deferred Tax Assets Expected To Be Realized (Excluding The Amount Of Deferred Tax Assets From 2(a) above) After Application of the Threshold Limitation. (The Lesser of 2(b) 1 and 2(b)2 Below)	3,222,012		\$ 3,222,012	—		—			\$ 3,222,012
1. Adjusted Gross Deferred Tax Assets Expected to be Realized Following the Balance Sheet Date.	3,222,012		\$ 3,222,012	—		—			\$ 3,222,012
2. Adjusted Gross Deferred Tax Assets Allowed per Limitation Threshold.	XXX	XXX	\$ 8,671,285	XXX	XXX	\$ 17,349,661	XXX	XXX	\$ (8,678,376)
(c) Adjusted Gross Deferred Tax Assets (Excluding The Amount Of Deferred Tax Assets From 2(a) and 2(b) above) Offset by Gross Deferred Tax Liabilities.	\$ 10,251	\$ —	\$ 10,251	\$ 31,124	\$ —	\$ 31,124	\$ (20,873)	\$ —	\$ (20,873)
(d) Deferred Tax Assets Admitted as the result of Application of SSAP No. 101. Total (2(a) + 2(b) + 2(c))	\$ 3,232,263	\$ —	\$ 3,232,263	\$ 31,124	\$ —	\$ 31,124	\$ 3,201,139	\$ —	\$ 3,201,139

3.

	2025	2024
a. Ratio Percentage Used To Determine Recovery Period And Threshold Limitation Amount.	1193.090%	717.600%
b. Amount of Adjusted Capital And Surplus Used To Determine Recovery Period And Threshold Limitation in 2(b)2 Above.	\$57,808,567	\$115,664,408

4.

ANNUAL STATEMENT FOR THE YEAR 2025 OF THE Root Insurance Company
NOTES TO FINANCIAL STATEMENTS

	As of End of Current Period		12/31/2024		Change	
	(1)	(2)	(3)	(4)	(5)	(6)
	Ordinary	Capital	Ordinary	Capital	(Col. 1-3) Ordinary	(Col. 2 - 4) Capital
Impact of Tax Planning Strategies:						
Determination of adjusted gross deferred tax assets and net admitted deferred tax assets, by tax character as a percentage.						
1. Adjusted Gross DTAs amount from Note 9A1(c)	\$111,398,396	\$ —	\$ 31,124	\$ —	\$111,367,27	\$ —
2. Percentage of Adjusted gross DTAs by tax character attributable to the impact of tax planning strategies	— %	— %	— %	— %	— %	— %
3. Net Admitted Adjusted Gross DTAs amount from Note 9A1(e)	\$3,222,012	\$ —	\$ 31,124	\$ —	\$3,190,888	\$ —
4. Percentage of net admitted adjusted gross DTAs by tax character admitted because of the impact of tax planning strategies	— %	— %	— %	— %	— %	— %

b. Do the Company's tax-planning strategies include the use of reinsurance? Yes [] No [X]

B. DTLs Not recognized - Not Applicable

C. Current income taxes incurred consist of the following major components:

	(1) As of End of Current Period	(2) As of End of Prior Period	(3) (Col. 1-2) Change
1 Current Income Tax: Federal	—	—	\$ —
(a) Federal	\$ —	\$ 7,016	\$ (7,016)
(b) Foreign	—	—	\$ —
(c) Subtotal (1a+1b)	\$ —	\$ 7,016	\$ (7,016)
(d) Federal income tax on net capital gains	—	—	\$ —
(e) Utilization of capital loss carry-forwards	—	—	\$ —
(f) Other	—	—	\$ —
(g) Federal and foreign income taxes incurred (1c+1d+1e+1f)	\$ —	\$ 7,016	\$ (7,016)
2 Deferred Tax Assets:			\$ —
(a) Ordinary:			\$ —
(1) Discounting of unpaid losses	\$ 392,392	\$ 1,052,714	\$ (660,322)
(2) Unearned premium reserve	\$ —	\$ 3,644,214	\$ (3,644,214)
(3) Policyholder reserves	—	—	\$ —
(4) Investments	—	—	\$ —
(5) Deferred acquisition costs	—	—	\$ —
(6) Policyholder dividends accrual	—	—	\$ —
(7) Fixed assets	\$ 2,258	\$ —	\$ 2,258
(8) Compensation and benefits accrual	\$ 210,452	\$ 369,693	\$ (159,241)
(9) Pension accrual	—	—	\$ —
(10) Receivables - nonadmitted	\$ 51,166	\$ 83,618	\$ (32,452)
(11) Net operating loss carry-forward	\$ 109,896,944	\$ 117,328,905	\$ (7,431,961)
(12) Tax credit carry-forward	\$ 487,780	\$ 487,780	\$ —
(13) Other	\$ 357,404	\$ 1,486,374	\$ (1,128,970)
(99) Subtotal (sum of 2a1 through 2a13)	\$ 111,398,396	\$ 124,453,298	\$ (13,054,902)
(b) Statutory valuation allowance adjustment	\$ —	\$ (124,422,175)	\$ 124,422,175
(c) Nonadmitted	\$(108,166,133.0)	\$ —	\$ (108,166,133)
(d) Admitted ordinary deferred tax assets (2a99 - 2b - 2c)	\$ 3,232,263	\$ 31,123	\$ 3,201,140
(e) Capital	—	—	\$ —
(1) Investments	\$ —	\$ —	\$ —
(2) Net capital loss carry-forward	\$ —	\$ —	\$ —
(3) Real estate	\$ —	\$ —	\$ —
(4) Other	\$ —	\$ —	\$ —
(99) Subtotal (2e1+2e2+2e3+2e4)	\$ —	\$ —	\$ —
(f) Statutory valuation allowance adjustment	—	—	\$ —
(g) Nonadmitted	—	—	\$ —
(h) Admitted capital deferred tax assets (2e99 - 2f - 2g)	—	—	\$ —
(i) Admitted deferred tax assets (2d + 2h)	\$ 3,232,263	\$ 31,123	\$ 3,201,140

ANNUAL STATEMENT FOR THE YEAR 2025 OF THE Root Insurance Company
NOTES TO FINANCIAL STATEMENTS

3	Deferred Tax Liabilities			\$	—
	(a) Ordinary:			\$	—
	(1) Investments	\$	—	\$	—
	(2) Fixed assets	\$	—	\$	—
	(3) Deferred and uncollected premium	\$	—	\$	—
	(4) Policyholder reserves	\$	—	\$	—
	(5) Other	\$	10,251	\$	31,124
	(99) Subtotal (3a1+3a2+3a3+3a4+3a5)	\$	10,251	\$	31,124
	(b) Capital:			\$	—
	(1) Investments	\$	—	\$	—
	(2) Real estate	\$	—	\$	—
	(3) Other	\$	—	\$	—
	(99) Subtotal (3b1+3b2+3b3)	\$	—	\$	—
	(c) Deferred tax liabilities (3a99 + 3b99)	\$	10,251	\$	31,124
4	Net Deferred Tax Assets and Liabilities				
	Total Deferred Tax Assets	\$	111,398,396	\$	124,453,299
	Total Deferred Tax Liabilities	\$	(10,251)	\$	(31,124)
	Net Deferred Tax Assets and Liabilities	\$	111,388,145	\$	124,422,175
	Statutory Valuation Allowance	\$	—	\$	(124,422,175)
	Tax Effect Of Unrealized Gains and Losses	\$	—	\$	—
	Change In Net Deferred Income Tax	\$	111,388,145	\$	—

D. Significant Book to Tax Adjustments

The following table reconciles the difference between federal income taxes incurred and the expected amount of income taxes, which is obtained by applying the statutory U.S. federal income tax rate of 21% for 2025 and 2024, respectively, to income before federal income taxes:

	Amount	Tax Rate
Provision at statutory rate	\$ 12,975,048	21.0%
Tax exempt deduction		—%
Dividends received deduction		—%
Proration of tax exempt investment income		—%
Nondeductible expenses	\$ 24,004	—%
Tax rate change due to the Tax Act		—%
Change in deferred tax on non-admitted assets	\$ 32,452	0.1%
Change in deferred on pension plan		—%
Change in statutory valuation allowance	\$ (124,422,175)	(201.4)%
Prior year over/under accrual		—%
Tax Credits		—%
RTP, permanent	\$ 1,937	—%
Other	\$ 589	—%
Total	\$ (111,388,145)	180.3%
		—%
Federal and Foreign Taxes	\$ —	—%
Tax on realized gain/(losses)	\$ —	—%
Change in net deferred Taxes	\$ (111,388,145)	(180.3)%
Total Statutory Income Taxes	\$ (111,388,145)	(180.3)%

E. Operating Loss & Tax Credit

- As of December 31, 2025 and 2024, the Company had approximately \$525 million and \$559 million, respectively, of unused operating loss carryforwards available to offset future taxable income. These losses will expire between 2038 and 2044. The Company also has R&D tax credit carryforwards as of December 31, 2025 of approximately \$500 thousand, which originated 2016 through 2018 and will expire between 2036 and 2038.
- As of December 31, 2025 and 2024, the Company had no federal income taxes incurred that are available for recoupment in the event of future net losses.
- The Company has no protective tax deposits under Section 6603 of the Internal Revenue Code.

ANNUAL STATEMENT FOR THE YEAR 2025 OF THE Root Insurance Company

NOTES TO FINANCIAL STATEMENTS

F. Consolidated Federal Tax Returns

The Company is included in a consolidated federal income tax return with its parent company, Caret Holdings, Inc. The company has a written agreement, approved by the Company's Board of Directors, which sets forth the manner in which the total combined federal income tax is allocated to each entity which is a party to the consolidation. Caret's parent company is Root, Inc., and additional members of the consolidated group include, Root Reinsurance Company, LTD., Root Property & Casualty Insurance Company, Root Florida Insurance Company, and Root Lonestar Insurance Agency, Inc. The consolidated return also includes Root Insurance Agency, LLC, Root Scout, LLC, Root Republic, and Root Enterprise, LLC all of which are disregarded entities under Caret for federal income tax purposes.

For any federal or foreign income tax loss contingencies as determined in accordance with SSAP No. 5 and SSAP 101, for which it is reasonably possible that the total liability will significantly increase within 12 months of the reporting date, the reporting entity shall disclose an estimate of the range of the reasonably possible increase or a statement that an estimate of the range cannot be made.

G. Federal or Foreign Federal Income Tax Loss Contingencies - Not Applicable

H. Repatriation Transition Tax (RTT) - Not Applicable

I. Alternative Minimum Tax (AMT) Credit - For the year ended December 31, 2025, the Company does not have three year average annual AFSI exceeding \$1.0 billion so the Company is not an applicable corporation nor subject to CAMT as of December 31, 2025.

Note 10 - Information Concerning Parent, Subsidiaries, Affiliates and Other Related Parties

A. Nature of Relationships

Effective January 1, 2021 RIC and Root Property & Casualty Insurance Company (RPC) entered into an intercompany reinsurance pooling agreement. As of January 1, 2025 the intercompany pooling agreement was commuted and replaced with a 100% quota share reinsurance agreement between RIC and RPC whereby RIC cedes 100% of premiums, losses, other underwriting expenses, and fee income on a prospective basis.

As part of Caret Holdings, Inc.'s ("CAR") acquisition of RIC, CAR entered into an agreement with the Superintendent of Insurance, State of Ohio, (the "Superintendent") guaranteeing that RIC will maintain certain capital and surplus requirements or risk-based capital levels, whichever is greater, as required by law and such additional surplus as the Superintendent requires so that RIC's surplus as regards to policyholder is reasonable in relation to Root's outstanding liabilities and financial needs as to all of its obligations. The guarantee remains in effect until such time as the Superintendent may release CAR in writing.

B. Significant Transactions and Changes in Terms of Intercompany Arrangements

After receiving approval from the Company's domiciliary regulator, the Company paid the following extraordinary dividends to CAR during 2025:

Date	Amount
March 17, 2025	\$ 43,000,000
June 13, 2025	\$ 25,000,000
September 16, 2025	\$ 30,000,000
December 16, 2025	\$ 25,000,000
Total	\$ 123,000,000

CAR made the following capital contributions to the Company during 2024:

Date	Amount
March 31, 2024	\$ 1,000,000
April 30, 2024	\$ 11,200,000
May 31, 2024	\$ 3,100,000
June 30, 2024	\$ 2,000,000
Total	\$ 17,300,000

C. Transactions with related parties who are not reported on Schedule Y - Not Applicable

ANNUAL STATEMENT FOR THE YEAR 2025 OF THE Root Insurance Company
NOTES TO FINANCIAL STATEMENTS

D. Amounts Due From or To Related Parties -The Company had the following amounts due to and due from affiliates at December 31, 2025 and December 31, 2024:

Company	December 31, 2025 Receivable	December 31, 2025 Payable	December 31, 2024 Receivable	December 31, 2024 Payable
RPC	\$ 3,051,957		\$ 987,610	\$ —
RIA		\$ 812,234	\$ 1,577,328	\$ —
Root Lone Star Insurance Agency, Inc. ("RLS")	\$ 726,537		\$ —	\$ 40,463
CAR		\$ 14,232,300	\$ —	\$ 9,730,456
Root Republic ("REP")	\$ 270,980		\$ —	\$ —
Root, Inc. ("RHC")		\$ 894,635	\$ —	\$ 400,302
Root Florida Insurance Company ("RFI")	\$ 519,270		\$ —	\$ —
Root Reinsurance Company, Ltd. ("RRE")		\$ 147,717	\$ —	\$ 42,882
Total	\$ 4,568,744	\$ 16,086,886	\$ 2,564,938	\$ 10,214,103

E. Management/Service Contracts, Cost Sharing Arrangements -

The Company has an administrative service agreement in place, where CAR provides employees, certain claims payments and other administrative services to the Company. For these services, the Company reimburses CAR at cost.

During 2025 and 2024 the Company had a producer agreement with RIA, to provide advertising, marketing, customer services, policy administration, product design, pricing, and underwriting services. Additionally, under this agreement RIA bears most expense related to premium write-offs and collects and retains the majority of monthly fees; including installment, late, new vehicle, reinstatement and rewrite fees. As compensation for these services, the Company pays a commission based on direct written premium. Beginning October 1, 2025, after receiving regulatory approval, the Company updated the producer agreement with RIA to grant the ability to both the producer and insurer to reallocate responsibility for uncollected premiums in connection with extraordinary events, such as government-imposed moratoria, regulatory directives, or other unique circumstances materially affecting the ability to collect premiums. The Company paid a total of \$165,800,979 and \$155,676,386 to RIA related to this agreement during the year ended December 31, 2025 and the year ended December 31, 2024 respectively.

F. Guarantees or Undertakings for Related Parties – Not Applicable

G. Nature of Relationships that Could Affect Operations – Not Applicable

H. Amount Deducted for Investment in Upstream Company – Not Applicable

I. Investments in Affiliates Greater than 10% of Admitted Assets – Not Applicable

J. Write-Down for Impairments of Investments in Affiliates – Not Applicable

K. Foreign Insurance Subsidiary Valued Using CARVM – Not Applicable

L. Downstream Holding Company Valued Using Look-Through Method – Not Applicable

M. Non-Insurance Subsidiary, Controlled and Affiliated SCA Entity Valuations – Not Applicable

N. Insurance SCA Entities Utilizing Prescribed or Permitted Practices – Not Applicable

O. SCA or SSAP 48 Entity Loss Tracking – Not Applicable

NOTE 11 - Debt – Not Applicable

NOTE 12 - Retirement Plans, Deferred Compensation, Postemployment Benefits and Compensated Absences and Other Postretirement Benefit Plans -

A. Defined Benefit Plan - Not Applicable

B. Description of Defined Benefit Plans Investment Policies and Strategies - Not Applicable

C. Fair Value of Defined Benefit Plan Assets - Not Applicable

D. Basis Used to Determine Overall Expected Rate-of-Return for Defined Benefit Plan Assets - Not Applicable

E. Defined Contribution Plan - Not Applicable

F. Multiemployer Plans - Not Applicable

G. Consolidated/Holding Company Plans

Beginning May 1, 2018, the Company is allocated its share of employee costs from CAR, the employer of record, through an Administrative Services Agreement. The Company has no legal obligation to any employer- related health, welfare or retirement plans.

H. Postemployment Benefits and Compensated Absences - Not Applicable

ANNUAL STATEMENT FOR THE YEAR 2025 OF THE Root Insurance Company
NOTES TO FINANCIAL STATEMENTS

I. Impact of Medicare Modernization Act on Postretirement Benefits - Not Applicable

NOTE 13 Capital and Surplus, Shareholders' Dividend Restrictions and Quasi – Reorganizations

A. Outstanding Shares

At December 31, 2025 and December 31, 2024 the Company had 850 shares of \$10,000 par value common stock authorized and 450 shares issued and outstanding.

B. Preferred Stock – The Company has no preferred stock authorized, issued or outstanding.

C. Dividend Restrictions – Without prior approval of the OH DOI, dividends to shareholders are limited to \$0, an amount that is based on restrictions relating to statutory surplus.

D. Dividends – After receiving approval from the Company's domiciliary regulator, the Company paid four extraordinary dividends to CAR, which are outlined in Note 10B.

E. Unassigned Surplus Available for Dividends – Not Applicable

F. Unassigned Surplus Restriction – Not Applicable

G. Mutual Reciprocals – Not Applicable

H. Company Stock Held for Special Purposes – Not Applicable

I. Changes in Special Surplus Funds – Not Applicable

J. The portion of unassigned funds (surplus) represented or reduced by cumulative unrealized gains and losses - Not Applicable

K. Surplus Debentures – Not Applicable

L. The impact of any restatement due to prior quasi-reorganization – Not Applicable

M. Effective date of quasi- reorganization – Not Applicable

NOTE 14 - Liabilities, Contingencies and Assessment -

A. Contingent Commitments – Not Applicable

B. Assessments

1. The Company is subject to guaranty fund and other assessments by the states in which it writes business. Guaranty fund assessments should be accrued at the time of insolvencies. Other assessments are recognized 1) at the time of assessment, 2) when premiums are written for premium-based assessments, or 3) when losses are incurred for loss based assessments.

As of December 31, 2025 and 2024, the Company accrued a liability for unpaid guaranty fund and other assessments of \$0 and \$0, respectively. These represent management's best estimates based on information received from the states in which the Company writes business. The Company expects the premium tax offsets for assessments paid in 2025 and 2024 of \$195,648 and \$208,124, respectively, to be recognized ratably through 2034.

2.

Description	
a. Assets recognized from paid and accrued premium tax offsets prior year-end	\$1,107,912
b. Decreases current year:	
Premium tax offsets applied	\$171,084
c. Increases current year:	
Premium tax offsets purchased	\$195,648
d. Assets recognized from paid and accrued premium tax offsets current year-end	\$1,132,476

3. The Company did not recognize liabilities or assets related to assessments from long-term care entity insolvencies.

C. Gain Contingencies – Not Applicable

D. Claims related extra contractual obligations and bad faith losses stemming from lawsuits -

	Direct
(1) The Company paid the following amounts in the reporting period to settle claims related extra contractual obligations or bad faith claims stemming from lawsuits	\$42,500
(2) Number of claims where amounts were paid to settle claims related extra contractual obligations or bad faith claims resulting from lawsuits during the reporting period	0-25 Claims
(3) Indicate whether claim count information is disclosed per claim or per claimant	Per Claim

E. Product Warranties – Not Applicable

ANNUAL STATEMENT FOR THE YEAR 2025 OF THE Root Insurance Company
NOTES TO FINANCIAL STATEMENTS

- F. Joint and Several Liabilities – Not Applicable
- G. All Other Contingencies

The Company is named as defendant in various lawsuits arising out of its insurance operations. All legal actions relating to claims made under insurance policies are considered by the Company in establishing its loss and LAE reserves. While the outcome of all legal actions is not presently determinable, we do not believe that we are party to any current or pending legal action that could reasonably be expected to have a material adverse effect on our financial condition or results of operations and cash flow.

NOTE 15 - Leases - Not Applicable

NOTE 16 - Information About Financial Instruments With Off-Balance Sheet Risk and Financial Instruments With Concentrations of Credit Risk – Not Applicable

NOTE 17 - Sale, Transfer and Servicing of Financial Assets and Extinguishments of Liabilities - Not Applicable

NOTE 18 - Gain or Loss to the Reporting Entity from Uninsured Plans and the Uninsured Portion of Partially Insured Plans - Not Applicable

NOTE 19 - Direct Premium Written/Produced by Managing General Agents/Third Party Administrators - Not Applicable

NOTE 20 - Fair Value Measurements

- A. (1) Fair Value Measurements at Reporting Date

Description of each class of asset or liability	(Level 1)	(Level 2)	(Level 3)	Net Asset Value (NAV)	Total
a.Assets at fair value					
Cash Equivalents - Other Money Market Mutual Funds	\$ 38,078,982	\$ —	\$ —	\$ —	\$ 38,078,982
Cash Equivalents - Exempt Money Market Mutual Funds	\$ —	\$ —	\$ —	\$ —	\$ —
Total assets at fair value/NAV	\$ 38,078,982	\$ —	\$ —	\$ —	\$ 38,078,982
b. Liabilities at fair value					
Total liabilities at fair value					

- (2) Fair Value Measurements in (Level 3) of the Fair Value hierarchy

Description	Ending Balance as of Prior Quarter End	Transfers into Level 3	Transfers out of Level 3	Total gains and (losses) included in Net Income	Total gains and (losses) included in Surplus	Purchases	Issuances	Sales	Settlements	Ending Balance for Current Quarter End
a.Assets										
Total Assets										

Description	Ending Balance as of Prior Quarter End	Transfers into Level 3	Transfers out of Level 3	Total gains and (losses) included in Net Income	Total gains and (losses) included in Surplus	Purchases	Issuances	Sales	Settlements	Ending Balance for Current Quarter End
b.Liabilities										
Total Liabilities										

- (3) The Company records transfers between Fair Value Levels at the end of each reporting period.
- (4) Fair value is defined as the price that would be received to sell an asset or paid to transfer a liability (exit price) in an orderly transaction between market participants at the measurement date. In determining fair value, the Company primarily uses the market approach which utilizes processes and other relevant information generated by market transactions involving identical or comparable assets or liabilities. To a lesser extent, the Company also uses the income approach which uses discounted cash flows to determine fair value. When applying either approach, the Company maximizes the use of observable inputs and minimizes the use of unobservable inputs. Observable inputs reflect the assumptions market participants would use in valuing a financial instrument based on market data obtained from sources independent of the Company. Unobservable inputs reflect the Company's estimates about the assumptions market participants would use in valuing financial assets and financial liabilities based on the best information available in the circumstances.

The Company is required to categorize its financial assets and financial liabilities carried at fair value on the statutory statements of admitted assets, liabilities and capital and surplus according to a three-level hierarchy. A level is assigned to each financial asset and financial liability based on the lowest level input that is significant to the fair value measurement in its entirety. The levels of fair value hierarchy are as follows.

ANNUAL STATEMENT FOR THE YEAR 2025 OF THE Root Insurance Company

NOTES TO FINANCIAL STATEMENTS

Level 1 - Fair Value is based on unadjusted quoted prices for identical assets or liabilities in an active market. The types of assets and liabilities utilizing Level 1 valuations generally include money-market funds.

Level 2 - Fair value is based on significant inputs, other than quoted prices included in Level 1, that are observable in active markets for identical or similar assets and liabilities.

Level 3 - Fair value is based on at least one or more significant unobservable inputs. These inputs reflect the Company's assumptions about the inputs market participants would use in pricing the assets or liabilities.

The fair value of the Company's financial assets and financial liabilities has been determined using available market information as of December 31, 2025. Although the Company is not aware of any factors that would significantly affect the fair value of financial assets and financial liabilities such amounts have not been comprehensively revalued since those dates. Therefore, estimates of fair value subsequent to the valuation dates may differ significantly from the amounts presented herein. Considerable judgment is required to interpret material data to develop the estimates of fair value. The use of different market assumption and/or estimation methodologies may have a material effect on the estimated fair value amounts.

The Company uses prices and inputs that are current as of the measurement date. In periods of market disruption, the ability to observe prices and inputs may be reduced, which could cause an asset or liability to be reclassified to a lower level.

Inputs used to measure fair value of an asset or liability may fall into different levels of the fair value hierarchy. In these situations, the Company will determine the level in which the fair value based upon the lowest level input that is significant to the determination of the fair value.

(5) Not applicable

B. Not Applicable

C. Aggregate fair value for all financial instruments and the level within the fair value hierarchy in which the fair value measurements in their entirety fall.

Type of Financial Instrument	Aggregate Fair Value	Admitted Assets	(Level 1)	(Level 2)	(Level 3)	Net Asset Value (NAV)	Not Practicable (Carrying Value)
Issuer Credit Obligations	\$ 22,002,791	\$ 21,675,360	\$ 3,852,763	\$ 18,150,028	\$ —	\$ —	\$ —
Asset Backed Securities	\$ 12,012,731	\$ 11,859,411	\$ —	\$ 12,012,731	\$ —	\$ —	\$ —
Short Term Bonds	\$ —	\$ —	\$ —	\$ —	\$ —	\$ —	\$ —
Cash Equivalents	\$ 38,078,982	\$ 38,078,982	\$ 38,078,982	\$ —	\$ —	\$ —	\$ —
Other Invested Assets	\$ —	\$ —	\$ —	\$ —	\$ —	\$ —	\$ —

D. Not Practicable to Estimate Fair Value

Type or Class of Financial Instrument	Carrying Value	Effective Interest Rate	Maturity Date	Explanation

E. Measured Using Net Asset Value - Not Applicable

NOTE 21 - Other Items

A. Unusual or Infrequent Items - Not Applicable

B. Troubled Debt Restructuring: Debtors- Not Applicable

C. Other Disclosures

Florida Agents' Balances Certification

- a. The value of Agent balances or Uncollected Premiums as reported on Page 2, Line 15.1 was \$106,761,304 and \$214,175,108 at December 31, 2025 and December 31, 2024.
- b. The Company's amount of Agents' Balances or Uncollected Premiums from Page 2, Line 15.1 that is due from "controlled" or "controlling" persons was \$0 at December 31, 2025 and December 31, 2024.
- c. The Company's amount reported in b. above and secured by a Trust Fund, Letter of Credit and Financial Guaranty Bond as required by Section 625.012 Florida Statute was \$0 at December 31, 2025 and December 31, 2024.

D. Business Interruption Insurance Recoveries - Not Applicable

ANNUAL STATEMENT FOR THE YEAR 2025 OF THE Root Insurance Company
NOTES TO FINANCIAL STATEMENTS

E. State Transferable and Non-Transferable Tax Credits -

(1) Description of Transferable and Non-Transferable State Tax Credits

Name or Description	State	Carrying Value	Unused Amount
Cabretta Georgia Tax Credit Fund LLC	GA	\$ 24,334	\$ 27,652
Cabretta SC Mill Fund, LLC	SC	\$ 150,618	\$ 181,511
Total		\$ 174,952	\$ 209,163

(2) The Company estimates the utilization of remaining transferable and non-transferable state tax credits by projecting future premium and taking into account policy growth, while also projecting future tax liability in the relevant jurisdiction.

(3) The Company did not recognize any impairment on state credits in 2025 or 2024.

(4) State Tax Credits Admitted and Nonadmitted

	Admitted	Nonadmitted
a. Transferable	\$ —	\$ —
b. Non-transferable	\$ 174,952	\$ —

F. Subprime Mortgage Related Risk Exposure - Not Applicable

G. Insurance-Linked Securities (ILS) Contracts - Not Applicable

H. The Amount That Could Be Realized on Life Insurance Where the Reporting Entity is Owner and Beneficiary or Has Otherwise Obtained Rights to Control the Policy - Not Applicable

NOTE 22 - Events Subsequent

An evaluation of subsequent events was made through February 26, 2026 for the Annual Statement to be issued on February 27, 2026. There were no subsequent events requiring disclosure in the financial statements.

NOTE 23 Reinsurance

A. Unsecured Reinsurance Recoverables -

	NAIC Group Code	FEIN	Unsecured Recoverables	
			2025	2024
Root Property & Casualty Insurance Company	4991	52-0249520	\$184,165,217	\$26,628,202
National Indemnity Company	0031	47-0355979	\$—	\$4,871,397

B. Reinsurance Recoverable in Dispute - Not Applicable

C. Reinsurance Assumed and Ceded -

(1)

	Assumed Reinsurance		Ceded Reinsurance		Net	
	Premium Reserve	Commission Equity	Premium Reserve	Commission Equity	Premium Reserve	Commission Equity
a. Affiliates	\$ —	\$ —	\$ 186,406,726	\$ 41,482,232	\$ (186,406,726)	\$ (41,482,232)
b. All Other	\$ —	\$ —	\$ —	\$ —	\$ —	\$ —
c. Total	\$ —	\$ —	\$ 186,406,726	\$ 41,482,232	\$ (186,406,726)	\$ (41,482,232)
d. Direct Unearned Premium Reserve						\$ 186,406,726

(2)

	Direct		Assumed		Ceded		Net	
	Premium Reserve	Commission Equity	Premium Reserve	Commission Equity	Premium Reserve	Commission Equity	Premium Reserve	Commission Equity
a. Contingent Commission	\$ —	\$ —	\$ —	\$ —	\$ 7,990,097	\$ —	\$ (7,990,097)	\$ —
b. Sliding Scale Adjustments	\$ —	\$ —	\$ —	\$ —	\$ 346,187	\$ —	\$ (346,187)	\$ —
c. Other Profit Commission Arrangements	\$ —	\$ —	\$ —	\$ —	\$ —	\$ —	\$ —	\$ —
d. TOTAL	\$ —	\$ —	\$ —	\$ —	\$ 8,336,284	\$ —	\$ (8,336,284)	\$ —

ANNUAL STATEMENT FOR THE YEAR 2025 OF THE Root Insurance Company
NOTES TO FINANCIAL STATEMENTS

(3)

Protected Cell Name	Covered Exposure	Ultimate Exposure Amt	Fair Value of Assets as of Statement Date	Initial Contract Date of Securitization Instrument	Maturity Date of Securitized Instrument
TOTAL					

D. Uncollectible Reinsurance - Not Applicable

E. Commutation of Reinsurance Reflected in Income and Expenses

The Company has reported in its operations in the current year as a result of commutation of reinsurance with the companies listed below, amounts that are reflected as:

(1) Losses incurred	\$	64,258,388
(2) Loss adjustment expenses incurred	\$	10,881,828
(3) Premiums earned	\$	64,861,262
(4) Other	\$	(14,496,832)
Company		Amount
Root Property & Casualty Insurance Company	\$	125,504,646
Root Reinsurance Company, Ltd.	\$	—

F. Retroactive Reinsurance - Not Applicable

G. Reinsurance Accounted for as a Deposit - Not Applicable

H. Disclosures for the Transfer of Property and Casualty Run-off Agreements - Not Applicable

I. Certified Reinsurer Rating Downgraded or Status Subject to Revocation - Not Applicable

J. Reinsurance Agreements Qualifying for Reinsurer Aggregation - Not Applicable

K. Reinsurance Credit - Not Applicable

NOTE 24 - Retrospectively Rated Contracts & Contracts Subject to Redetermination - Not Applicable

NOTE 25 - Change in Incurred Losses and Loss Adjustment Expenses

A. Change in Incurred Losses and Loss Adjustment Expenses

Reserves for the Company's incurred losses and loss adjustment expenses reflect favorable development of \$7.5M and \$14.6M during 2025 and 2024, respectively. For the year ended December 31, 2025, favorable development is a result of lower-than-expected reported losses from accident year 2024 in liability and physical damage coverages. For the year ended December 31, 2024, the decrease in incurred losses for prior accident periods was primarily driven by lower-than-expected reported losses from accident year 2023 related to liability and physical damage coverages

B. Information about Significant Changes in Methodologies and Assumptions

There have been no significant changes in methodologies and assumptions used in calculating the liability for unpaid loss and loss adjustment expense.

NOTE 26 - Intercompany Pooling Arrangements

As of January 1, 2025 the intercompany pooling agreement was commuted and replaced with a 100% quota share reinsurance agreement between RIC and RPC whereby RIC cedes 100% of premiums, losses, other underwriting expenses, and fee income on a prospective basis.

NOTE 27 - Structured Settlements - Not Applicable

NOTE 28 - Health Care Receivables - Not Applicable

NOTE 29 - Participating Policies - Not Applicable

NOTE 30 Premium Deficiency Reserves -

1 Liability carried for premium deficiency reserves	\$ -
2 Date of the most recent evaluation of this liability	12/31/2025
3 Was anticipated investment income utilized in the calculation?	Yes [X] No []

NOTE 31 - High Deductibles - Not Applicable

NOTE 32 - Discounting of Liabilities for Unpaid Losses or Unpaid Loss Adjustment Expenses - Not Applicable

NOTE 33 - Asbestos/Environmental Reserves - Not Applicable

NOTE 34 - Subscriber Savings Accounts - Not Applicable

ANNUAL STATEMENT FOR THE YEAR 2025 OF THE Root Insurance Company
NOTES TO FINANCIAL STATEMENTS

NOTE 35 - Multiple Peril Crop Insurance - Not Applicable

NOTE 36 - Financial Guaranty Insurance - Not Applicable

GENERAL INTERROGATORIES

PART 1 - COMMON INTERROGATORIES GENERAL

- 1.1 Is the reporting entity a member of an Insurance Holding Company System consisting of two or more affiliated persons, one or more of which is an insurer? Yes [X] No []
If yes, complete Schedule Y, Parts 1, 1A, 2 and 3.
- 1.2 If yes, did the reporting entity register and file with its domiciliary State Insurance Commissioner, Director or Superintendent or with such regulatory official of the state of domicile of the principal insurer in the Holding Company System, a registration statement providing disclosure substantially similar to the standards adopted by the National Association of Insurance Commissioners (NAIC) in its Model Insurance Holding Company System Regulatory Act and model regulations pertaining thereto, or is the reporting entity subject to standards and disclosure requirements substantially similar to those required by such Act and regulations? Yes [X] No [] N/A []
- 1.3 State Regulating? Ohio
- 1.4 Is the reporting entity publicly traded or a member of a publicly traded group? Yes [X] No []
- 1.5 If the response to 1.4 is yes, provide the CIK (Central Index Key) code issued by the SEC for the entity/group. 0001788882
- 2.1 Has any change been made during the year of this statement in the charter, by-laws, articles of incorporation, or deed of settlement of the reporting entity? Yes [] No [X]
- 2.2 If yes, date of change:
- 3.1 State as of what date the latest financial examination of the reporting entity was made or is being made. 12/31/2022
- 3.2 State the as of date that the latest financial examination report became available from either the state of domicile or the reporting entity. This date should be the date of the examined balance sheet and not the date the report was completed or released. 12/31/2022
- 3.3 State as of what date the latest financial examination report became available to other states or the public from either the state of domicile or the reporting entity. This is the release date or completion date of the examination report and not the date of the examination (balance sheet date). 06/14/2024
- 3.4 By what department or departments?
Ohio Department of Insurance
- 3.5 Have all financial statement adjustments within the latest financial examination report been accounted for in a subsequent financial statement filed with Departments? Yes [] No [] N/A [X]
- 3.6 Have all of the recommendations within the latest financial examination report been complied with? Yes [] No [] N/A [X]
- 4.1 During the period covered by this statement, did any agent, broker, sales representative, non-affiliated sales/service organization or any combination thereof under common control (other than salaried employees of the reporting entity) receive credit or commissions for or control a substantial part (more than 20 percent of any major line of business measured on direct premiums) of:
4.11 sales of new business? Yes [] No [X]
4.12 renewals? Yes [] No [X]
- 4.2 During the period covered by this statement, did any sales/service organization owned in whole or in part by the reporting entity or an affiliate, receive credit or commissions for or control a substantial part (more than 20 percent of any major line of business measured on direct premiums) of:
4.21 sales of new business? Yes [X] No []
4.22 renewals? Yes [X] No []
- 5.1 Has the reporting entity been a party to a merger or consolidation during the period covered by this statement? Yes [] No [X]
If yes, complete and file the merger history data file with the NAIC.
- 5.2 If yes, provide the name of the entity, NAIC company code, and state of domicile (use two letter state abbreviation) for any entity that has ceased to exist as a result of the merger or consolidation.

1 Name of Entity	2 NAIC Company Code	3 State of Domicile

- 6.1 Has the reporting entity had any Certificates of Authority, licenses or registrations (including corporate registration, if applicable) suspended or revoked by any governmental entity during the reporting period? Yes [] No [X]
- 6.2 If yes, give full information
.....
- 7.1 Does any foreign (non-United States) person or entity directly or indirectly control 10% or more of the reporting entity? Yes [] No [X]
- 7.2 If yes,
7.21 State the percentage of foreign control %
7.22 State the nationality(s) of the foreign person(s) or entity(s); or if the entity is a mutual or reciprocal, the nationality of its manager or attorney-in-fact and identify the type of entity(s) (e.g., individual, corporation, government, manager or attorney-in-fact).

1 Nationality	2 Type of Entity

ANNUAL STATEMENT FOR THE YEAR 2025 OF THE Root Insurance Company

GENERAL INTERROGATORIES

- 8.1 Is the company a subsidiary of a depository institution holding company (DIHC) or a DIHC itself, regulated by the Federal Reserve Board? Yes [] No [X]
- 8.2 If the response to 8.1 is yes, please identify the name of the DIHC.
.....
- 8.3 Is the company affiliated with one or more banks, thrifts or securities firms? Yes [] No [X]
- 8.4 If response to 8.3 is yes, please provide below the names and locations (city and state of the main office) of any affiliates regulated by a federal financial regulatory services agency [i.e. the Federal Reserve Board (FRB), the Office of the Comptroller of the Currency (OCC), the Federal Deposit Insurance Corporation (FDIC) and the Securities Exchange Commission (SEC)] and identify the affiliate's primary federal regulator.

1 Affiliate Name	2 Location (City, State)	3 FRB	4 OCC	5 FDIC	6 SEC

- 8.5 Is the reporting entity a depository institution holding company with significant insurance operations as defined by the Board of Governors of Federal Reserve System or a subsidiary of the depository institution holding company? Yes [] No [X]
- 8.6 If response to 8.5 is no, is the reporting entity a company or subsidiary of a company that has otherwise been made subject to the Federal Reserve Board's capital rule? Yes [] No [X] N/A []
9. What is the name and address of the independent certified public accountant or accounting firm retained to conduct the annual audit?
Deloitte & Touche LLP 180 E. Broad St. Suite 1400 Columbus, OH 43215
- 10.1 Has the insurer been granted any exemptions to the prohibited non-audit services provided by the certified independent public accountant requirements as allowed in Section 7H of the Annual Financial Reporting Model Regulation (Model Audit Rule), or substantially similar state law or regulation? Yes [] No [X]
- 10.2 If the response to 10.1 is yes, provide information related to this exemption:
.....
- 10.3 Has the insurer been granted any exemptions related to the other requirements of the Annual Financial Reporting Model Regulation as allowed for in Section 18A of the Model Regulation, or substantially similar state law or regulation? Yes [] No [X]
- 10.4 If the response to 10.3 is yes, provide information related to this exemption:
.....
- 10.5 Has the reporting entity established an Audit Committee in compliance with the domiciliary state insurance laws? Yes [X] No [] N/A []
- 10.6 If the response to 10.5 is no or n/a, please explain.
.....
11. What is the name, address and affiliation (officer/employee of the reporting entity or actuary/consultant associated with an actuarial consulting firm) of the individual providing the statement of actuarial opinion/certification?
William D. Hansen, FCAS, MAAA Hansen Actuarial & Risk Consulting, LLC 3799 Criswell Drive Columbus, OH 43220 Consultant
- 12.1 Does the reporting entity own any securities of a real estate holding company or otherwise hold real estate indirectly? Yes [] No [X]
- 12.11 Name of real estate holding company ...
- 12.12 Number of parcels involved
- 12.13 Total book/adjusted carrying value \$
- 12.2 If yes, provide explanation
.....
- 13. FOR UNITED STATES BRANCHES OF ALIEN REPORTING ENTITIES ONLY:**
- 13.1 What changes have been made during the year in the United States manager or the United States trustees of the reporting entity?
.....
- 13.2 Does this statement contain all business transacted for the reporting entity through its United States Branch on risks wherever located? Yes [] No []
- 13.3 Have there been any changes made to any of the trust indentures during the year? Yes [] No []
- 13.4 If answer to (13.3) is yes, has the domiciliary or entry state approved the changes? Yes [] No [] N/A []
- 14.1 Are the senior officers (principal executive officer, principal financial officer, principal accounting officer or controller, or persons performing similar functions) of the reporting entity subject to a code of ethics, which includes the following standards? Yes [X] No []
- a. Honest and ethical conduct, including the ethical handling of actual or apparent conflicts of interest between personal and professional relationships;
- b. Full, fair, accurate, timely and understandable disclosure in the periodic reports required to be filed by the reporting entity;
- c. Compliance with applicable governmental laws, rules and regulations;
- d. The prompt internal reporting of violations to an appropriate person or persons identified in the code; and
- e. Accountability for adherence to the code.
- 14.11 If the response to 14.1 is No, please explain:
.....
- 14.2 Has the code of ethics for senior managers been amended? Yes [X] No []
- 14.21 If the response to 14.2 is yes, provide information related to amendment(s).
Non-substantial clarifications were made to the code of ethics.
- 14.3 Have any provisions of the code of ethics been waived for any of the specified officers? Yes [] No [X]
- 14.31 If the response to 14.3 is yes, provide the nature of any waiver(s).
.....

ANNUAL STATEMENT FOR THE YEAR 2025 OF THE Root Insurance Company
GENERAL INTERROGATORIES

- 15.1 Is the reporting entity the beneficiary of a Letter of Credit that is unrelated to reinsurance where the issuing or confirming bank is not on the SVO Bank List? Yes [] No [X]
- 15.2 If the response to 15.1 is yes, indicate the American Bankers Association (ABA) Routing Number and the name of the issuing or confirming bank of the Letter of Credit and describe the circumstances in which the Letter of Credit is triggered.

1 American Bankers Association (ABA) Routing Number	2 Issuing or Confirming Bank Name	3 Circumstances That Can Trigger the Letter of Credit	4 Amount

BOARD OF DIRECTORS

16. Is the purchase or sale of all investments of the reporting entity passed upon either by the board of directors or a subordinate committee thereof? Yes [X] No []
17. Does the reporting entity keep a complete permanent record of the proceedings of its board of directors and all subordinate committees thereof? Yes [X] No []
18. Has the reporting entity an established procedure for disclosure to its board of directors or trustees of any material interest or affiliation on the part of any of its officers, directors, trustees or responsible employees that is in conflict or is likely to conflict with the official duties of such person? Yes [X] No []

FINANCIAL

19. Has this statement been prepared using a basis of accounting other than Statutory Accounting Principles (e.g., Generally Accepted Accounting Principles)? Yes [] No [X]
- 20.1 Total amount loaned during the year (inclusive of Separate Accounts, exclusive of policy loans):
- | | |
|---|----------|
| 20.11 To directors or other officers..... | \$ |
| 20.12 To stockholders not officers..... | \$ |
| 20.13 Trustees, supreme or grand (Fraternal Only) | \$ |
- 20.2 Total amount of loans outstanding at the end of year (inclusive of Separate Accounts, exclusive of policy loans):
- | | |
|---|----------|
| 20.21 To directors or other officers..... | \$ |
| 20.22 To stockholders not officers..... | \$ |
| 20.23 Trustees, supreme or grand (Fraternal Only) | \$ |
- 21.1 Were any assets reported in this statement subject to a contractual obligation to transfer to another party without the liability for such obligation being reported in the statement? Yes [] No [X]
- 21.2 If yes, state the amount thereof at December 31 of the current year:
- | | |
|---------------------------------|----------|
| 21.21 Rented from others..... | \$ |
| 21.22 Borrowed from others..... | \$ |
| 21.23 Leased from others | \$ |
| 21.24 Other | \$ |
- 22.1 Does this statement include payments for assessments as described in the Annual Statement Instructions other than guaranty fund or guaranty association assessments? Yes [] No [X]
- 22.2 If answer is yes:
- | |
|---|
| 22.21 Amount paid as losses or risk adjustment \$ |
| 22.22 Amount paid as expenses |
| 22.23 Other amounts paid |
- 23.1 Does the reporting entity report any amounts due from parent, subsidiaries or affiliates on Page 2 of this statement? Yes [X] No []
- 23.2 If yes, indicate any amounts receivable from parent included in the Page 2 amount: \$0
- 24.1 Does the insurer utilize third parties to pay agent commissions in which the amounts advanced by the third parties are not settled in full within 90 days? Yes [] No [X]
- 24.2 If the response to 24.1 is yes, identify the third-party that pays the agents and whether they are a related party.

Name of Third-Party	Is the Third-Party Agent a Related Party (Yes/No)

INVESTMENT

- 25.01 Were all the stocks, bonds and other securities owned December 31 of current year, over which the reporting entity has exclusive control, in the actual possession of the reporting entity on said date? (other than securities lending programs addressed in 25.03)..... Yes [X] No []

ANNUAL STATEMENT FOR THE YEAR 2025 OF THE Root Insurance Company
GENERAL INTERROGATORIES

- 25.02 If no, give full and complete information, relating thereto

- 25.03 For securities lending programs, provide a description of the program including value for collateral and amount of loaned securities, and whether collateral is carried on or off-balance sheet. (an alternative is to reference Note 17 where this information is also provided)

- 25.04 For the reporting entity's securities lending program, report amount of collateral for conforming programs as outlined in the Risk-Based Capital Instructions. \$
- 25.05 For the reporting entity's securities lending program, report amount of collateral for other programs. \$
- 25.06 Does your securities lending program require 102% (domestic securities) and 105% (foreign securities) from the counterparty at the outset of the contract? Yes [] No [] N/A [X]
- 25.07 Does the reporting entity non-admit when the collateral received from the counterparty falls below 100%? Yes [] No [] N/A [X]
- 25.08 Does the reporting entity or the reporting entity's securities lending agent utilize the Master Securities lending Agreement (MSLA) to conduct securities lending? Yes [] No [] N/A [X]
- 25.09 For the reporting entity's securities lending program state the amount of the following as of December 31 of the current year:
- 25.091 Total fair value of reinvested collateral assets reported on Schedule DL, Parts 1 and 2 \$ 0
- 25.092 Total book/adjusted carrying value of reinvested collateral assets reported on Schedule DL, Parts 1 and 2 \$ 0
- 25.093 Total payable for securities lending reported on the liability page \$ 0

- 26.1 Were any of the stocks, bonds or other assets of the reporting entity owned at December 31 of the current year not exclusively under the control of the reporting entity or has the reporting entity sold or transferred any assets subject to a put option contract that is currently in force? (Exclude securities subject to Interrogatory 21.1 and 25.03). Yes [X] No []
- 26.2 If yes, state the amount thereof at December 31 of the current year:
- 26.21 Subject to repurchase agreements \$ 0
- 26.22 Subject to reverse repurchase agreements \$ 0
- 26.23 Subject to dollar repurchase agreements \$ 0
- 26.24 Subject to reverse dollar repurchase agreements \$ 0
- 26.25 Placed under option agreements \$ 0
- 26.26 Letter stock or securities restricted as to sale - excluding FHLB Capital Stock \$ 0
- 26.27 FHLB Capital Stock \$ 0
- 26.28 On deposit with states \$ 9,065,548
- 26.29 On deposit with other regulatory bodies \$ 0
- 26.30 Pledged as collateral - excluding collateral pledged to an FHLB \$ 0
- 26.31 Pledged as collateral to FHLB - including assets backing funding agreements \$ 0
- 26.32 Other \$ 0

26.3 For category (26.26) provide the following:

1 Nature of Restriction	2 Description	3 Amount

- 27.1 Does the reporting entity have any hedging transactions reported on Schedule DB? Yes [] No [X]
- 27.2 If yes, has a comprehensive description of the hedging program been made available to the domiciliary state? Yes [] No [] N/A [X]
 If no, attach a description with this statement.

LINES 27.3 through 27.5: FOR LIFE/FRATERNAL REPORTING ENTITIES ONLY:

- 27.3 Does the reporting entity utilize derivatives to hedge variable annuity guarantees subject to fluctuations as a result of interest rate sensitivity? Yes [] No []
- 27.4 If the response to 27.3 is YES, does the reporting entity utilize:
- 27.41 Special accounting provision of SSAP No. 108 Yes [] No []
- 27.42 Permitted accounting practice Yes [] No []
- 27.43 Other accounting guidance Yes [] No []
- 27.5 By responding YES to 27.41 regarding utilizing the special accounting provisions of SSAP No. 108, the reporting entity attests to the following: Yes [] No []
- The reporting entity has obtained explicit approval from the domiciliary state.
 - Hedging strategy subject to the special accounting provisions is consistent with the requirements of VM-21.
 - Actuarial certification has been obtained which indicates that the hedging strategy is incorporated within the establishment of VM-21 reserves and provides the impact of the hedging strategy within the Actuarial Guideline Conditional Tail Expectation Amount.
 - Financial Officer Certification has been obtained which indicates that the hedging strategy meets the definition of a Clearly Defined Hedging Strategy within VM-21 and that the Clearly Defined Hedging Strategy is the hedging strategy being used by the company in its actual day-to-day risk mitigation efforts.
- 28.1 Were any preferred stocks or bonds owned as of December 31 of the current year mandatorily convertible into equity, or, at the option of the issuer, convertible into equity? Yes [] No [X]
- 28.2 If yes, state the amount thereof at December 31 of the current year. \$
29. Excluding items in Schedule E, Part 3 - Special Deposits, real estate, mortgage loans and investments held physically in the reporting entity's offices, vaults or safety deposit boxes, were all stocks, bonds and other securities, owned throughout the current year held pursuant to a custodial agreement with a qualified bank or trust company in accordance with Section 1, III - General Examination Considerations, F. Outsourcing of Critical Functions, Custodial or Safekeeping Agreements of the NAIC Financial Condition Examiners Handbook? Yes [X] No []

29.01 For agreements that comply with the requirements of the NAIC Financial Condition Examiners Handbook, complete the following:

1 Name of Custodian(s)	2 Custodian's Address
Century Trust, LLP	100 South Federal Place, Santa Fe, NM 87501
Huntington National Bank	41 South High Street, 7th Floor, Columbus, OH 43215
Regions Bank	201 Milan Parkway, 2nd Floor, Birmingham, AL 35211
US Bank	One US Bank Plaza, St Louis, MO 63101
Wells Fargo Bank	MAT T9914-010, P.O. Box 2577, Waco, TX 76702

ANNUAL STATEMENT FOR THE YEAR 2025 OF THE Root Insurance Company

GENERAL INTERROGATORIES

29.02 For all agreements that do not comply with the requirements of the NAIC Financial Condition Examiners Handbook, provide the name, location and a complete explanation:

1 Name(s)	2 Location(s)	3 Complete Explanation(s)

29.03 Have there been any changes, including name changes, in the custodian(s) identified in 29.01 during the current year?..... Yes [] No [X]

29.04 If yes, give full and complete information relating thereto:

1 Old Custodian	2 New Custodian	3 Date of Change	4 Reason

29.05 Investment management – Identify all investment advisors, investment managers, broker/dealers, including individuals that have the authority to make investment decisions on behalf of the reporting entity. This includes both primary and sub-advisors. For assets that are managed internally by employees of the reporting entity, note as such. ["...that have access to the investment accounts"; "...handle securities"]

1 Name of Firm or Individual	2 Affiliation
Patrick Castleman	I.....
Tyler Kinzig	I.....
Stephen Huber	I.....
Megan Binkley	I.....
Asset Allocation and Management LLC	U.....

29.0597 For those firms/individuals listed in the table for Question 29.05, do any firms/individuals unaffiliated with the reporting entity (i.e., designated with a "U") manage more than 10% of the reporting entity's invested assets?..... Yes [X] No [] N/A []

29.0598 For firms/individuals unaffiliated with the reporting entity (i.e., designated with a "U") listed in the table for Question 29.05, does the total assets under management aggregate to more than 50% of the reporting entity's invested assets?..... Yes [X] No [] N/A []

29.06 For those firms or individuals listed in the table for 29.05 with an affiliation code of "A" (affiliated) or "U" (unaffiliated), provide the information for the table below.

1 Central Registration Depository Number	2 Name of Firm or Individual	3 Registered With	4 Investment Management Agreement (IMA) Filed
109875	Asset Allocation and Management LLC	SEC	NO.....

30.1 Does the reporting entity have any diversified mutual funds reported in Schedule D - Part 2 (diversified according to the Securities and Exchange Commission (SEC) in the Investment Company Act of 1940 [Section 5(b)(1)])? Yes [] No [X]

30.2 If yes, complete the following schedule:

1 CUSIP #	2 Name of Mutual Fund	3 Book/Adjusted Carrying Value
30.2999 - Total		0

30.3 For each mutual fund listed in the table above, complete the following schedule:

1 Name of Mutual Fund (from above table)	2 Name of Significant Holding of the Mutual Fund	3 Amount of Mutual Fund's Book/Adjusted Carrying Value Attributable to the Holding	4 Date of Valuation

ANNUAL STATEMENT FOR THE YEAR 2025 OF THE Root Insurance Company
GENERAL INTERROGATORIES

31. Provide the following information for all short-term and long-term bonds and all preferred stocks. Do not substitute amortized value or statement value for fair value.

	1	2	3
	Statement (Admitted) Value	Fair Value	Excess of Statement over Fair Value (-), or Fair Value over Statement (+)
31.1 Issuer Credit Obligations	21,675,360	22,002,791	327,431
31.2 Asset-Backed Securities	11,859,411	12,012,731	153,320
31.3 Preferred stocks	0		0
31.4 Totals	33,534,771	34,015,522	480,751

- 31.5 Describe the sources or methods utilized in determining the fair values:
 Asset Allocation and Management LLC used Reuters/Refinitiv for the primary pricing source.
- 32.1 Was the rate used to calculate fair value determined by a broker or custodian for any of the securities in Schedule D? Yes [X] No []
- 32.2 If the answer to 32.1 is yes, does the reporting entity have a copy of the broker's or custodian's pricing policy (hard copy or electronic copy) for all brokers or custodians used as a pricing source? Yes [X] No []
- 32.3 If the answer to 32.2 is no, describe the reporting entity's process for determining a reliable pricing source for purposes of disclosure of fair value for Schedule D:

- 33.1 Have all the filing requirements of the Purposes and Procedures Manual of the NAIC Investment Analysis Office been followed? Yes [X] No []
- 33.2 If no, list exceptions:

34. By self-designating 5GI securities, the reporting entity is certifying the following elements of each self-designated 5GI security:
 a. Documentation necessary to permit a full credit analysis of the security does not exist or an NAIC CRP credit rating for an FE or PL security is not available.
 b. Issuer or obligor is current on all contracted interest and principal payments.
 c. The insurer has an actual expectation of ultimate payment of all contracted interest and principal.
 Has the reporting entity self-designated 5GI securities? Yes [] No [X]
35. By self-designating PLGI securities, the reporting entity is certifying its compliance with the requirements as specified in the Purposes and Procedures Manual of the NAIC Investment Analysis Office (P&P Manual) for private letter rating (PLR) securities and the following elements of each self-designated PLGI security:
 a. The security was either:
 i. issued prior to January 1, 2018 (which is exempt from PLR filing requirements pursuant to the P&P Manual), or
 ii. issued from January 1, 2018 to December 31, 2021 and subject to a confidentiality agreement executed prior to January 1, 2022 which confidentiality agreement remains in force, for which an insurance company cannot provide a copy of a private letter rating rationale report to the SVO due to confidentiality or other contractual reasons ("waived submission PLR securities").
 b. The reporting entity is holding capital commensurate with the NAIC Designation and NAIC Designation Category reported for the security.
 c. The NAIC Designation and NAIC Designation Category were derived from the credit rating assigned by an NAIC CRP in its legal capacity as a NRSRO which is shown on a current private letter rating, dated during the financial statement year, held by the insurer and available for examination by state insurance regulators.
 d. Other than for waived submission PLR securities, defined above, on or after January 1, 2024 for any PLR securities issued on or after January 1, 2022, if the reporting entity is not permitted to share this private credit rating or the private rating letter rationale report of the PL security with the SVO, it certifies that it is reporting it as an NAIC 5.B GI and may not assign any other self-designation.
 Has the reporting entity self-designated PLGI to securities, all of which meet the above requirement and as specified in the P&P Manual? Yes [] No [X]
36. By assigning FE to a Schedule BA non-registered private fund, the reporting entity is certifying the following elements of each self-designated FE fund:
 a. The shares were purchased prior to January 1, 2019.
 b. The reporting entity is holding capital commensurate with the NAIC Designation reported for the security.
 c. The security had a public credit rating(s) with annual surveillance assigned by an NAIC CRP in its legal capacity as an NRSRO prior to January 1, 2019.
 d. The fund only or predominantly holds bonds in its portfolio.
 e. The current reported NAIC Designation was derived from the public credit rating(s) with annual surveillance assigned by an NAIC CRP in its legal capacity as an NRSRO.
 f. The public credit rating(s) with annual surveillance assigned by an NAIC CRP has not lapsed.
 Has the reporting entity assigned FE to Schedule BA non-registered private funds that complied with the above criteria? Yes [] No [X]
37. By rolling/renewing short-term or cash equivalent investments with continued reporting on Schedule DA, Part 1 or Schedule E Part 2 (identified through a code (%) in those investment schedules), the reporting entity is certifying to the following:
 a. The investment is a liquid asset that can be terminated by the reporting entity on the current maturity date.
 b. If the investment is with a nonrelated party or nonaffiliate, then it reflects an arms-length transaction with renewal completed at the discretion of all involved parties.
 c. If the investment is with a related party or affiliate, then the reporting entity has completed robust re-underwriting of the transaction for which documentation is available for regulator review.
 d. Short-term and cash equivalent investments that have been renewed/rolled from the prior period that do not meet the criteria in 37.a - 37.c are reported as long-term investments.
 Has the reporting entity rolled/renewed short-term or cash equivalent investments in accordance with these criteria? Yes [] No [] N/A [X]

GENERAL INTERROGATORIES

38.1 Does the reporting entity directly hold cryptocurrencies? Yes [] No [X]

38.2 If the response to 38.1 is yes, on what schedule are they reported?

39.1 Does the reporting entity directly or indirectly accept cryptocurrencies as payments for premiums on policies? Yes [] No [X]

39.2 If the response to 39.1 is yes, are the cryptocurrencies held directly or are they immediately converted to U.S. dollars?
 39.21 Held directly Yes [] No []
 39.22 Immediately converted to U.S. dollars Yes [] No []

39.3 If the response to 38.1 or 39.1 is yes, list all cryptocurrencies accepted for payments of premiums or that are held directly.

1 Name of Cryptocurrency	2 Immediately Converted to USD, Directly Held, or Both	3 Accepted for Payment of Premiums

OTHER

40.1 Amount of payments to trade associations, service organizations and statistical or rating bureaus, if any? \$237,390

40.2 List the name of the organization and the amount paid if any such payment represented 25% or more of the total payments to trade associations, service organizations, and statistical or rating bureaus during the period covered by this statement.

1 Name	2 Amount Paid
American Property Casualty Insurance Association	139,219

41.1 Amount of payments for legal expenses, if any? \$ 656,324

41.2 List the name of the firm and the amount paid if any such payment represented 25% or more of the total payments for legal expenses during the period covered by this statement.

1 Name	2 Amount Paid

42.1 Amount of payments for expenditures in connection with matters before legislative bodies, officers, or departments of government, if any? \$1,115,810

42.2 List the name of the firm and the amount paid if any such payment represented 25% or more of the total payment expenditures in connection with matters before legislative bodies, officers, or departments of government during the period covered by this statement.

1 Name	2 Amount Paid

ANNUAL STATEMENT FOR THE YEAR 2025 OF THE Root Insurance Company

GENERAL INTERROGATORIES

PART 2 - PROPERTY AND CASUALTY INTERROGATORIES

1.1 Does the reporting entity have any direct Medicare Supplement Insurance in force? Yes [] No [X]

1.2 If yes, indicate premium earned on U. S. business only. \$ _____

1.3 What portion of Item (1.2) is not reported on the Medicare Supplement Insurance Experience Exhibit? \$ _____
 1.31 Reason for excluding

1.4 Indicate amount of earned premium attributable to Canadian and/or Other Alien not included in Item (1.2) above. \$ _____

1.5 Indicate total incurred claims on all Medicare Supplement insurance. \$ _____ 0

1.6 Individual policies:

Most current three years:

1.61 Total premium earned \$ 0

1.62 Total incurred claims \$ 0

1.63 Number of covered lives 0

All years prior to most current three years:

1.64 Total premium earned \$ 0

1.65 Total incurred claims \$ 0

1.66 Number of covered lives 0

1.7 Group policies:

Most current three years:

1.71 Total premium earned \$ 0

1.72 Total incurred claims \$ 0

1.73 Number of covered lives 0

All years prior to most current three years:

1.74 Total premium earned \$ 0

1.75 Total incurred claims \$ 0

1.76 Number of covered lives 0

2. Health Test:

	1 Current Year	2 Prior Year
2.1 Premium Numerator		
2.2 Premium Denominator	68,345,503	241,777,605
2.3 Premium Ratio (2.1/2.2)	0.000	0.000
2.4 Reserve Numerator		
2.5 Reserve Denominator	43,721,819	209,991,594
2.6 Reserve Ratio (2.4/2.5)	0.000	0.000

3.1 Did the reporting entity issue participating policies during the calendar year? Yes [] No [X]

3.2 If yes, provide the amount of premium written for participating and/or non-participating policies during the calendar year:

3.21 Participating policies \$ _____

3.22 Non-participating policies \$ _____

4. For mutual reporting Entities and Reciprocal Exchanges only:

4.1 Does the reporting entity issue assessable policies? Yes [] No []

4.2 Does the reporting entity issue non-assessable policies? Yes [] No []

4.3 If assessable policies are issued, what is the extent of the contingent liability of the policyholders? % _____

4.4 Total amount of assessments paid or ordered to be paid during the year on deposit notes or contingent premiums. \$ _____

5. For Reciprocal Exchanges Only:

5.1 Does the Exchange appoint local agents? Yes [] No []

5.2 If yes, is the commission paid:

5.21 Out of Attorney's-in-fact compensation..... Yes [] No [] N/A []

5.22 As a direct expense of the exchange..... Yes [] No [] N/A []

5.3 What expenses of the Exchange are not paid out of the compensation of the Attorney-in-fact?

5.4 Has any Attorney-in-fact compensation, contingent on fulfillment of certain conditions, been deferred? Yes [] No []

5.5 If yes, give full information

ANNUAL STATEMENT FOR THE YEAR 2025 OF THE Root Insurance Company

GENERAL INTERROGATORIES

PART 2 - PROPERTY AND CASUALTY INTERROGATORIES

- 6.1 What provision has this reporting entity made to protect itself from an excessive loss in the event of a catastrophe under a workers' compensation contract issued without limit of loss?
Not Applicable
- 6.2 Describe the method used to estimate this reporting entity's probable maximum insurance loss, and identify the type of insured exposures comprising that probable maximum loss, the locations of concentrations of those exposures and the external resources (such as consulting firms or computer software models), if any, used in the estimation process:
Net exposure is modeled for extreme weather events for personal auto physical damage comprehensive coverage across the geographic footprint of the company, including estimates of exposure growth by region. The reinsurance broker uses the company's prospective distribution of exposures for the time period and runs both the RMS RiskLink v23 model and the AIR Touchstone V10 model to get alternate views of the PML
- 6.3 What provision has this reporting entity made (such as a catastrophic reinsurance program) to protect itself from an excessive loss arising from the types and concentrations of insured exposures comprising its probable maximum property insurance loss?
The company has reinsurance agreements including quota share, excess of loss, and catastrophe coverage.
- 6.4 Does the reporting entity carry catastrophe reinsurance protection for at least one reinstatement, in an amount sufficient to cover its estimated probable maximum loss attributable to a single loss event or occurrence? Yes [X] No []
- 6.5 If no, describe any arrangements or mechanisms employed by the reporting entity to supplement its catastrophe reinsurance program or to hedge its exposure to uninsured catastrophic loss
.....
- 7.1 Has this reporting entity reinsured any risk with any other entity under a quota share reinsurance contract that includes a provision that would limit the reinsurer's losses below the stated quota share percentage (e.g., a deductible, a loss ratio corridor, a loss cap, an aggregate limit or any similar provisions)?..... Yes [X] No []
- 7.2 If yes, indicate the number of reinsurance contracts containing such provisions. 12
- 7.3 If yes, does the amount of reinsurance credit taken reflect the reduction in quota share coverage caused by any applicable limiting provision(s)?..... Yes [X] No []
- 8.1 Has this reporting entity reinsured any risk with any other entity and agreed to release such entity from liability, in whole or in part, from any loss that may occur on this risk, or portion thereof, reinsured? Yes [] No [X]
- 8.2 If yes, give full information
.....
- 9.1 Has the reporting entity ceded any risk under any reinsurance contract (or under multiple contracts with the same reinsurer or its affiliates) for which during the period covered by the statement: (i) it recorded a positive or negative underwriting result greater than 5% of prior year-end surplus as regards policyholders or it reported calendar year written premium ceded or year-end loss and loss expense reserves ceded greater than 5% of prior year-end surplus as regards policyholders; (ii) it accounted for that contract as reinsurance and not as a deposit; and (iii) the contract(s) contain one or more of the following features or other features that would have similar results:
(a) A contract term longer than two years and the contract is noncancellable by the reporting entity during the contract term;
(b) A limited or conditional cancellation provision under which cancellation triggers an obligation by the reporting entity, or an affiliate of the reporting entity, to enter into a new reinsurance contract with the reinsurer, or an affiliate of the reinsurer;
(c) Aggregate stop loss reinsurance coverage;
(d) A unilateral right by either party (or both parties) to commute the reinsurance contract, whether conditional or not, except for such provisions which are only triggered by a decline in the credit status of the other party;
(e) A provision permitting reporting of losses, or payment of losses, less frequently than on a quarterly basis (unless there is no activity during the period); or
(f) Payment schedule, accumulating retentions from multiple years or any features inherently designed to delay timing of the reimbursement to the ceding entity. Yes [] No [X]
- 9.2 Has the reporting entity during the period covered by the statement ceded any risk under any reinsurance contract (or under multiple contracts with the same reinsurer or its affiliates), for which, during the period covered by the statement, it recorded a positive or negative underwriting result greater than 5% of prior year-end surplus as regards policyholders or it reported calendar year written premium ceded or year-end loss and loss expense reserves ceded greater than 5% of prior year-end surplus as regards policyholders; excluding cessions to approved pooling arrangements or to captive insurance companies that are directly or indirectly controlling, controlled by, or under common control with (i) one or more unaffiliated policyholders of the reporting entity, or (ii) an association of which one or more unaffiliated policyholders of the reporting entity is a member where:
(a) The written premium ceded to the reinsurer by the reporting entity or its affiliates represents fifty percent (50%) or more of the entire direct and assumed premium written by the reinsurer based on its most recently available financial statement; or
(b) Twenty-five percent (25%) or more of the written premium ceded to the reinsurer has been retroceded back to the reporting entity or its affiliates in a separate reinsurance contract. Yes [X] No []
- 9.3 If yes to 9.1 or 9.2, please provide the following information in the Reinsurance Summary Supplemental Filing for General Interrogatory 9:
(a) The aggregate financial statement impact gross of all such ceded reinsurance contracts on the balance sheet and statement of income;
(b) A summary of the reinsurance contract terms and indicate whether it applies to the contracts meeting the criteria in 9.1 or 9.2; and
(c) A brief discussion of management's principle objectives in entering into the reinsurance contract including the economic purpose to be achieved.
- 9.4 Except for transactions meeting the requirements of paragraph 36 of SSAP No. 62 - Property and Casualty Reinsurance, has the reporting entity ceded any risk under any reinsurance contract (or multiple contracts with the same reinsurer or its affiliates) during the period covered by the financial statement, and either:
(a) Accounted for that contract as reinsurance (either prospective or retroactive) under statutory accounting principles ("SAP") and as a deposit under generally accepted accounting principles ("GAAP"); or
(b) Accounted for that contract as reinsurance under GAAP and as a deposit under SAP? Yes [] No [X]
- 9.5 If yes to 9.4, explain in the Reinsurance Summary Supplemental Filing for General Interrogatory 9 (Section D) why the contract(s) is treated differently for GAAP and SAP.
- 9.6 The reporting entity is exempt from the Reinsurance Attestation Supplement under one or more of the following criteria:
(a) The entity does not utilize reinsurance; or, Yes [] No [X]
(b) The entity only engages in a 100% quota share contract with an affiliate and the affiliated or lead company has filed an attestation supplement; or Yes [] No [X]
(c) The entity has no external cessions and only participates in an intercompany pool and the affiliated or lead company has filed an attestation supplement. Yes [] No [X]
10. If the reporting entity has assumed risks from another entity, there should be charged on account of such reinsurances a reserve equal to that which the original entity would have been required to charge had it retained the risks. Has this been done? Yes [] No [] N/A [X]

GENERAL INTERROGATORIES

PART 2 - PROPERTY AND CASUALTY INTERROGATORIES

- 11.1 Has the reporting entity guaranteed policies issued by any other entity and now in force? Yes [] No [X]
- 11.2 If yes, give full information
.....
- 12.1 If the reporting entity recorded accrued retrospective premiums on insurance contracts on Line 15.3 of the asset schedule, Page 2, state the amount of corresponding liabilities recorded for:
- 12.11 Unpaid losses \$
- 12.12 Unpaid underwriting expenses (including loss adjustment expenses) \$
- 12.2 Of the amount on Line 15.3, Page 2, state the amount which is secured by letters of credit, collateral and other funds. \$ _____
- 12.3 If the reporting entity underwrites commercial insurance risks, such as workers' compensation, are premium notes or promissory notes accepted from its insureds covering unpaid premiums and/or unpaid losses? Yes [] No [] N/A [X]
- 12.4 If yes, provide the range of interest rates charged under such notes during the period covered by this statement:
- 12.41 From %
- 12.42 To..... %
- 12.5 Are letters of credit or collateral and other funds received from insureds being utilized by the reporting entity to secure premium notes or promissory notes taken by a reporting entity, or to secure any of the reporting entity's reported direct unpaid loss reserves, including unpaid losses under loss deductible features of commercial policies? Yes [] No [X]
- 12.6 If yes, state the amount thereof at December 31 of the current year:
- 12.61 Letters of Credit \$
- 12.62 Collateral and other funds..... \$
- 13.1 Largest net aggregate amount insured in any one risk (excluding workers' compensation): \$ _____ 0
- 13.2 Does any reinsurance contract considered in the calculation of this amount include an aggregate limit of recovery without also including a reinstatement provision? Yes [] No [X]
- 13.3 State the number of reinsurance contracts (excluding individual facultative risk certificates, but including facultative programs, automatic facilities or facultative obligatory contracts) considered in the calculation of the amount. 4
- 14.1 Is the company a cedant in a multiple cedant reinsurance contract? Yes [X] No []
- 14.2 If yes, please describe the method of allocating and recording reinsurance among the cedants:
When allocating and recording reinsurance, the Company utilizes actuarial methods based on geographical distinctions between cedants for CAT contracts and actuals for QS agreements.
- 14.3 If the answer to 14.1 is yes, are the methods described in item 14.2 entirely contained in the respective multiple cedant reinsurance contracts? Yes [] No [X]
- 14.4 If the answer to 14.3 is no, are all the methods described in 14.2 entirely contained in written agreements? Yes [] No [X]
- 14.5 If the answer to 14.4 is no, please explain:
The company encountered a CAT event in which a multiple cedant reinsurance contract has been triggered; however only one cedant was impacted. At such a time multiple cedants are impacted a bilateral agreement will be signed and implemented to the agreement of all parties. QS agreements are based on actuals per contract verbage
- 15.1 Has the reporting entity guaranteed any financed premium accounts? Yes [] No [X]
- 15.2 If yes, give full information
.....
- 16.1 Does the reporting entity write any warranty business? Yes [] No [X]
If yes, disclose the following information for each of the following types of warranty coverage:

	1 Direct Losses Incurred	2 Direct Losses Unpaid	3 Direct Written Premium	4 Direct Premium Unearned	5 Direct Premium Earned
16.11 Home
16.12 Products
16.13 Automobile
16.14 Other*

* Disclose type of coverage:
.....

- 17.1 Does the reporting entity include amounts recoverable on unauthorized reinsurance in Schedule F - Part 3 that is exempt from the statutory provision for unauthorized reinsurance? Yes [] No [X]

Incurred but not reported losses on contracts in force prior to July 1, 1984, and not subsequently renewed are exempt from the statutory provision for unauthorized reinsurance. Provide the following information for this exemption:

- 17.11 Gross amount of unauthorized reinsurance in Schedule F - Part 3 exempt from the statutory provision for unauthorized reinsurance \$
- 17.12 Unfunded portion of Interrogatory 17.11 \$
- 17.13 Paid losses and loss adjustment expenses portion of Interrogatory 17.11.... \$
- 17.14 Case reserves portion of Interrogatory 17.11 \$
- 17.15 Incurred but not reported portion of Interrogatory 17.11 \$
- 17.16 Unearned premium portion of Interrogatory 17.11 \$
- 17.17 Contingent commission portion of Interrogatory 17.11 \$

GENERAL INTERROGATORIES

PART 2 - PROPERTY AND CASUALTY INTERROGATORIES

- 18.1 Do you act as a custodian for health savings accounts? Yes [] No [X]
- 18.2 If yes, please provide the amount of custodial funds held as of the reporting date. \$
- 18.3 Do you act as an administrator for health savings accounts? Yes [] No [X]
- 18.4 If yes, please provide the balance of funds administered as of the reporting date. \$
19. Is the reporting entity licensed or chartered, registered, qualified, eligible or writing business in at least two states? Yes [X] No []
- 19.1 If no, does the reporting entity assume reinsurance business that covers risks residing in at least one state other than the state of domicile of the reporting entity? Yes [] No []

ANNUAL STATEMENT FOR THE YEAR 2025 OF THE Root Insurance Company

FIVE-YEAR HISTORICAL DATA

Show amounts in whole dollars only, no cents; show percentages to one decimal place, i.e. 17.6.

	1 2025	2 2024	3 2023	4 2022	5 2021
Gross Premiums Written (Page 8, Part 1B Cols. 1, 2 & 3)					
1. Liability lines (Lines 11, 16, 17, 18 & 19)	485,720,205	776,595,935	486,701,193	384,693,912	507,808,122
2. Property lines (Lines 1, 2, 9, 12, 21 & 26)	223,018,704	287,119,707	187,132,892	171,203,691	216,754,001
3. Property and liability combined lines (Lines 3, 4, 5, 8, 22 & 27)	753,430	889,832	752,594	855,686	1,289,535
4. All other lines (Lines 6, 10, 13, 14, 15, 23, 24, 28, 29, 30 & 34)	0	0	0	0	0
5. Nonproportional reinsurance lines (Lines 31, 32 & 33)	0	0	0	0	0
6. Total (Line 35)	709,492,339	1,064,605,474	674,586,679	556,753,288	725,851,659
Net Premiums Written (Page 8, Part 1B, Col. 6)					
7. Liability lines (Lines 11, 16, 17, 18 & 19)	(14,765,100)	210,938,107	81,009,307	49,170,793	56,964,457
8. Property lines (Lines 1, 2, 9, 12, 21 & 26)	(3,597,528)	76,000,514	34,770,551	21,443,587	23,999,719
9. Property and liability combined lines (Lines 3, 4, 5, 8, 22 & 27)	(58,866)	661,021	506,036	333,661	494,819
10. All other lines (Lines 6, 10, 13, 14, 15, 23, 24, 28, 29, 30 & 34)	0	0	0	0	0
11. Nonproportional reinsurance lines (Lines 31, 32 & 33)	0	0	0	0	0
12. Total (Line 35)	(18,421,494)	287,599,642	116,285,894	70,948,041	81,458,995
Statement of Income (Page 4)					
13. Net underwriting gain (loss) (Line 8)	55,202,910	14,212,872	(53,878,131)	(127,818,237)	(130,085,721)
14. Net investment gain (loss) (Line 11)	6,622,602	6,413,410	4,541,344	699,663	2,199,703
15. Total other income (Line 15)	(39,570)	16,976,220	3,945,780	1,403,096	1,013,459
16. Dividends to policyholders (Line 17)					
17. Federal and foreign income taxes incurred (Line 19)	0	7,016	(955,207)		
18. Net income (Line 20)	61,785,942	37,595,486	(44,435,799)	(125,715,477)	(126,872,559)
Balance Sheet Lines (Pages 2 and 3)					
19. Total admitted assets excluding protected cell business (Page 2, Line 26, Col. 3)	299,629,180	610,968,368	444,262,416	393,718,571	484,055,633
20. Premiums and considerations (Page 2, Col. 3)					
20.1 In course of collection (Line 15.1)	106,761,304	214,175,108	111,032,740	67,847,202	37,134,882
20.2 Deferred and not yet due (Line 15.2)	95,053,495	140,626,932	117,210,622	54,481,679	123,117,564
20.3 Accrued retrospective premiums (Line 15.3)	0	0	0	0	0
21. Total liabilities excluding protected cell business (Page 3, Line 26)	241,820,613	495,303,960	384,140,915	316,713,793	392,598,514
22. Losses (Page 3, Line 1)	27,204,218	79,697,284	80,883,576	97,289,038	122,440,801
23. Loss adjustment expenses (Page 3, Line 3)	16,517,601	43,527,313	29,445,818	26,896,119	27,195,675
24. Unearned premiums (Page 3, Line 9)		86,766,997	40,944,960	17,854,007	20,390,245
25. Capital paid up (Page 3, Lines 30 & 31)	4,500,000	4,500,000	4,500,000	4,500,000	4,500,000
26. Surplus as regards policyholders (Page 3, Line 37)	57,808,567	115,664,408	60,121,500	77,004,777	91,457,118
Cash Flow (Page 5)					
27. Net cash from operations (Line 11)	50,496,123	9,233,218	(44,281,055)	(106,021,875)	(59,856,067)
Risk-Based Capital Analysis					
28. Total adjusted capital	57,808,567	115,664,408	60,121,500	77,004,777	91,457,118
29. Authorized control level risk-based capital	4,845,698	16,117,970	12,819,216	17,426,518	22,412,919
Percentage Distribution of Cash, Cash Equivalents and Invested Assets (Page 2, Col. 3) (Line divided by Page 2, Line 12, Col. 3) x100.0					
30. Bonds (Line 1)	42.2	48.1	52.0	38.8	26.7
31. Stocks (Lines 2.1 & 2.2)	0.0	0.0	0.0	0.0	0.0
32. Mortgage loans on real estate (Lines 3.1 and 3.2)	0.0	0.0	0.0	0.0	0.0
33. Real estate (Lines 4.1, 4.2 & 4.3)	0.0	0.0	0.0	0.0	0.0
34. Cash, cash equivalents and short-term investments (Line 5)	57.6	51.9	48.0	61.2	73.3
35. Contract loans (Line 6)	0.0	0.0	0.0	0.0	0.0
36. Derivatives (Line 7)	0.0	0.0	0.0	0.0	0.0
37. Other invested assets (Line 8)	0.2	0.0	0.0	0.0	0.0
38. Receivables for securities (Line 9)	0.0	0.0	0.0	0.0	0.0
39. Securities lending reinvested collateral assets (Line 10)	0.0	0.0	0.0	0.0	0.0
40. Aggregate write-ins for invested assets (Line 11)	0.0	0.0	0.0	0.0	0.0
41. Cash, cash equivalents and invested assets (Line 12)	100.0	100.0	100.0	100.0	100.0
Investments in Parent, Subsidiaries and Affiliates					
42. Affiliated bonds (Schedule D, Summary, Line 9 + 15, Col. 1)	0				0
43. Affiliated preferred stocks (Schedule D, Summary, Line 22, Col. 1)					0
44. Affiliated common stocks (Schedule D, Summary, Line 28, Col. 1)					0
45. Affiliated mortgage loans on real estate					
46. All other affiliated					
47. Total of above Lines 42 to 46	0	0	0	0	0
48. Total Investment in Parent included in Lines 42 to 46 above					
49. Percentage of investments in parent, subsidiaries and affiliates to surplus as regards policyholders (Line 47 above divided by Page 3, Col. 1, Line 37 x 100.0)	0.0	0.0	0.0	0.0	0.0

ANNUAL STATEMENT FOR THE YEAR 2025 OF THE Root Insurance Company

FIVE-YEAR HISTORICAL DATA

(Continued)

	1 2025	2 2024	3 2023	4 2022	5 2021
Capital and Surplus Accounts (Page 4)					
50. Net unrealized capital gains (losses) (Line 24)			3,008		
51. Dividends to stockholders (Line 35)					
52. Change in surplus as regards policyholders for the year (Line 38)	(57,855,841)	55,542,908	(16,883,276)	(14,452,341)	(8,597,113)
Gross Losses Paid (Page 9, Part 2, Cols. 1 & 2)					
53. Liability lines (Lines 11.1, 11.2, 16, 17.1, 17.2, 17.3, 18.1, 18.2, 19.1, 19.2 & 19.3, 19.4)	337,677,894	323,809,931	262,050,520	339,050,872	323,104,592
54. Property lines (Lines 1, 2, 9, 12, 21 & 26)	164,248,237	191,594,954	125,390,600	191,151,806	218,705,582
55. Property and liability combined lines (Lines 3, 4, 5, 8, 22 & 27)	318,544	522,901	698,156	842,642	861,095
56. All other lines (Lines 6, 10, 13, 14, 15, 23, 24, 28, 29, 30 & 34)	0	0	0	0	0
57. Nonproportional reinsurance lines (Lines 31, 32 & 33)	0	0	0	0	0
58. Total (Line 35)	502,244,675	515,927,786	388,139,276	531,045,320	542,671,270
Net Losses Paid (Page 9, Part 2, Col. 4)					
59. Liability lines (Lines 11, 16, 17, 18 & 19)	63,591,986	85,946,986	46,351,027	87,762,012	81,512,045
60. Property lines (Lines 1, 2, 9, 12, 21 & 26)	21,441,112	49,392,024	38,188,957	47,395,756	26,131,984
61. Property and liability combined lines (Lines 3, 4, 5, 8, 22 & 27)	329,192	338,621	278,356	365,172	467,075
62. All other lines (Lines 6, 10, 13, 14, 15, 23, 24, 28, 29, 30 & 34)	0	0	0	0	0
63. Nonproportional reinsurance lines (Lines 31, 32 & 33)	0	0	0	0	0
64. Total (Line 35)	85,362,290	135,677,631	84,818,339	135,522,941	108,111,105
Operating Percentages (Page 4) (Line divided by Page 4, Line 1) x 100.0					
65. Premiums earned (Line 1)	100.0	100.0	100.0	100.0	100.0
66. Losses incurred (Line 2)	48.1	55.6	73.4	150.2	148.4
67. Loss expenses incurred (Line 3)	(9.9)	15.7	45.9	66.6	70.3
68. Other underwriting expenses incurred (Line 4)	(18.9)	22.8	38.5	57.2	36.6
69. Net underwriting gain (loss) (Line 8)	80.8	5.9	(57.8)	(173.9)	(155.4)
Other Percentages					
70. Other underwriting expenses to net premiums written (Page 4, Lines 4 + 5 - 15 divided by Page 8, Part 1B, Col. 6, Line 35 x 100.0)	70.1	13.3	27.4	57.3	36.4
71. Losses and loss expenses incurred to premiums earned (Page 4, Lines 2 + 3 divided by Page 4, Line 1 x 100.0)	38.2	71.3	119.3	216.8	218.7
72. Net premiums written to policyholders' surplus (Page 8, Part 1B, Col. 6, Line 35 divided by Page 3, Line 37, Col. 1 x 100.0)	(31.9)	248.7	193.4	92.1	89.1
One Year Loss Development (\$000 omitted)					
73. Development in estimated losses and loss expenses incurred prior to current year (Schedule P - Part 2 - Summary, Line 12, Col. 11)	(7,456)	(12,813)	(4,587)	3,724	(8,423)
74. Percent of development of losses and loss expenses incurred to policyholders' surplus of prior year end (Line 73 above divided by Page 4, Line 21, Col. 1 x 100.0).....	(6.4)	(21.3)	(6.0)	4.1	(8.4)
Two Year Loss Development (\$000 omitted)					
75. Development in estimated losses and loss expenses incurred two years before the current year and prior year (Schedule P, Part 2 - Summary, Line 12, Col. 12)	(14,199)	(7,707)	5,389	(8,980)	15,380
76. Percent of development of losses and loss expenses incurred to reported policyholders' surplus of second prior year end (Line 75 above divided by Page 4, Line 21, Col. 2 x 100.0)	(23.6)	(10.0)	5.9	(9.0)	10.1

NOTE: If a party to a merger, have the two most recent years of this exhibit been restated due to a merger in compliance with the disclosure requirements of SSAP No. 3, Accounting Changes and Corrections of Errors? Yes [] No []
 If no, please explain:

SCHEDULE P - ANALYSIS OF LOSSES AND LOSS EXPENSES
SCHEDULE P - PART 1 - SUMMARY

(\$000 OMITTED)

Years in Which Premiums Were Earned and Losses Were Incurred	Premiums Earned			Loss and Loss Expense Payments						10 Salvage and Subrogation Received	11 Total Net Paid Cols (4 - 5 + 6 - 7 + 8 - 9)	12 Number of Claims Reported Direct and Assumed
	1 Direct and Assumed	2 Ceded	3 Net (1 - 2)	Loss Payments		Defense and Cost Containment Payments		Adjusting and Other Payments				
				4 Direct and Assumed	5 Ceded	6 Direct and Assumed	7 Ceded	8 Direct and Assumed	9 Ceded			
1. Prior.....	XXX.....	XXX.....	XXX.....	0.....	0.....	0.....	0.....	0.....	0.....	0.....	0.....	XXX.....
2. 2016.....	13.....	5.....	8.....	10.....	3.....	0.....	0.....	4.....	1.....	0.....	10.....	XXX.....
3. 2017.....	1,711.....	919.....	792.....	1,984.....	992.....	35.....	10.....	326.....	86.....	185.....	1,256.....	XXX.....
4. 2018.....	61,388.....	21,214.....	40,174.....	66,959.....	23,452.....	1,270.....	378.....	11,288.....	3,021.....	4,815.....	52,666.....	XXX.....
5. 2019.....	352,902.....	94,022.....	258,880.....	367,222.....	88,674.....	6,950.....	1,137.....	36,603.....	4,904.....	21,630.....	316,061.....	XXX.....
6. 2020.....	605,177.....	419,582.....	185,595.....	459,199.....	284,727.....	8,401.....	973.....	51,947.....	497.....	12,846.....	233,351.....	XXX.....
7. 2021.....	711,397.....	606,862.....	104,535.....	624,044.....	456,263.....	10,403.....	1,690.....	65,290.....	258.....	10,948.....	241,528.....	XXX.....
8. 2022.....	592,875.....	502,605.....	90,270.....	465,453.....	342,958.....	7,694.....	1,377.....	50,228.....	694.....	7,615.....	178,346.....	XXX.....
9. 2023.....	495,279.....	390,106.....	105,173.....	303,900.....	232,192.....	3,450.....	420.....	36,508.....	29.....	8,281.....	111,216.....	XXX.....
10. 2024.....	789,224.....	554,697.....	234,527.....	402,751.....	281,276.....	3,293.....	7,188.....	50,097.....	21,478.....	8,780.....	146,199.....	XXX.....
11. 2025.....	812,295.....	743,949.....	68,346.....	280,188.....	251,919.....	803.....	3,003.....	39,680.....	37,979.....	2,420.....	27,770.....	XXX.....
12. Totals.....	XXX.....	XXX.....	XXX.....	2,971,709.....	1,962,456.....	42,300.....	16,176.....	341,972.....	68,948.....	77,520.....	1,308,402.....	XXX.....

	Losses Unpaid				Defense and Cost Containment Unpaid				Adjusting and Other Unpaid		23 Salvage and Subrogation Anticipated	24 Total Net Losses and Expenses Unpaid	25 Number of Claims Outstanding Direct and Assumed
	Case Basis		Bulk + IBNR		Case Basis		Bulk + IBNR						
	13 Direct and Assumed	14 Ceded	15 Direct and Assumed	16 Ceded	17 Direct and Assumed	18 Ceded	19 Direct and Assumed	20 Ceded	21 Direct and Assumed	22 Ceded			
1. Prior.....	0.....	0.....	0.....	0.....	0.....	0.....	0.....	0.....	0.....	0.....	0.....	0.....	0.....
2. 2016.....	0.....	0.....	0.....	0.....	0.....	0.....	0.....	0.....	0.....	0.....	0.....	0.....	0.....
3. 2017.....	0.....	0.....	0.....	0.....	0.....	0.....	3.....	0.....	0.....	0.....	0.....	3.....	0.....
4. 2018.....	57.....	24.....	0.....	0.....	0.....	0.....	134.....	0.....	0.....	0.....	0.....	168.....	3.....
5. 2019.....	71.....	15.....	0.....	0.....	0.....	0.....	749.....	0.....	1.....	0.....	0.....	806.....	10.....
6. 2020.....	232.....	(2).....	0.....	0.....	0.....	0.....	949.....	0.....	17.....	0.....	0.....	1,201.....	118.....
7. 2021.....	1,133.....	320.....	0.....	0.....	0.....	0.....	1,112.....	0.....	22.....	0.....	0.....	1,947.....	155.....
8. 2022.....	1,815.....	(607).....	5,390.....	2,121.....	0.....	0.....	762.....	0.....	27.....	0.....	834.....	6,480.....	190.....
9. 2023.....	3,900.....	1,829.....	3,111.....	1,886.....	0.....	0.....	1,612.....	0.....	350.....	0.....	159.....	5,258.....	263.....
10. 2024.....	19,334.....	13,006.....	13,258.....	9,442.....	0.....	0.....	5,125.....	0.....	2,761.....	3.....	637.....	18,027.....	1,208.....
11. 2025.....	61,215.....	57,776.....	115,749.....	112,408.....	2.....	(2).....	8,159.....	6,689.....	15,341.....	13,918.....	495.....	9,677.....	9,769.....
12. Totals.....	87,757.....	72,360.....	137,509.....	125,857.....	2.....	(2).....	18,603.....	6,689.....	18,520.....	13,921.....	2,124.....	43,567.....	11,716.....

	Total Losses and Loss Expenses Incurred			Loss and Loss Expense Percentage (Incurred /Premiums Earned)			Nontabular Discount		34 Inter-Company Pooling Participation Percentage	Net Balance Sheet Reserves After Discount	
	26 Direct and Assumed	27 Ceded	28 Net	29 Direct and Assumed	30 Ceded	31 Net	32 Loss	33 Loss Expense		35 Losses Unpaid	36 Loss Expenses Unpaid
1. Prior.....	XXX.....	XXX.....	XXX.....	XXX.....	XXX.....	XXX.....	0.....	0.....	XXX.....	0.....	0.....
2. 2016.....	14.....	4.....	10.....	107.5.....	79.9.....	125.2.....	0.....	0.....	0.0.....	0.....	0.....
3. 2017.....	2,347.....	1,088.....	1,259.....	137.2.....	118.4.....	158.9.....	0.....	0.....	0.0.....	0.....	3.....
4. 2018.....	79,708.....	26,875.....	52,834.....	129.8.....	126.7.....	131.5.....	0.....	0.....	0.0.....	34.....	134.....
5. 2019.....	411,597.....	94,730.....	316,867.....	116.6.....	100.8.....	122.4.....	0.....	0.....	0.0.....	56.....	750.....
6. 2020.....	520,746.....	286,194.....	234,551.....	86.0.....	68.2.....	126.4.....	0.....	0.....	0.0.....	234.....	967.....
7. 2021.....	702,005.....	458,530.....	243,475.....	98.7.....	75.6.....	232.9.....	0.....	0.....	0.0.....	813.....	1,134.....
8. 2022.....	531,369.....	346,543.....	184,826.....	89.6.....	68.9.....	204.7.....	0.....	0.....	0.0.....	5,691.....	789.....
9. 2023.....	352,830.....	236,356.....	116,474.....	71.2.....	60.6.....	110.7.....	0.....	0.....	0.0.....	3,296.....	1,962.....
10. 2024.....	496,620.....	332,394.....	164,226.....	62.9.....	59.9.....	70.0.....	0.....	0.....	0.0.....	10,144.....	7,883.....
11. 2025.....	521,136.....	483,689.....	37,446.....	64.2.....	65.0.....	54.8.....	0.....	0.....	0.0.....	6,780.....	2,897.....
12. Totals.....	XXX.....	XXX.....	XXX.....	XXX.....	XXX.....	XXX.....	0.....	0.....	XXX.....	27,049.....	16,518.....

Note: Parts 2 and 4 are gross of all discounting, including tabular discounting. Part 1 is gross of only nontabular discounting, which is reported in Columns 32 and 33 of Part 1. The tabular discount, if any, is reported in the Notes to Financial Statements which will reconcile Part 1 with Parts 2 and 4.

ANNUAL STATEMENT FOR THE YEAR 2025 OF THE Root Insurance Company

SCHEDULE P - PART 2 - SUMMARY

Years in Which Losses Were Incurred	INCURRED NET LOSSES AND DEFENSE AND COST CONTAINMENT EXPENSES REPORTED AT YEAR END (\$000 OMITTED)										DEVELOPMENT	
	1 2016	2 2017	3 2018	4 2019	5 2020	6 2021	7 2022	8 2023	9 2024	10 2025	11 One Year	12 Two Year
1. Prior.....	0	0	0	0	0	0	0	0	0	0	0	0
2. 2016.....	6	5	6	6	6	6	6	6	6	6	0	0
3. 2017.....	XXX	1,218	1,012	1,029	1,016	1,016	1,020	1,019	1,020	1,020	0	1
4. 2018.....	XXX	XXX	36,975	43,804	45,693	44,767	44,341	44,507	44,616	44,566	(50)	59
5. 2019.....	XXX	XXX	XXX	265,473	284,482	283,746	284,945	284,811	285,278	285,165	(113)	354
6. 2020.....	XXX	XXX	XXX	XXX	192,340	183,470	181,997	182,523	182,779	183,083	304	560
7. 2021.....	XXX	XXX	XXX	XXX	XXX	174,917	180,292	182,094	180,777	178,420	(2,357)	(3,674)
8. 2022.....	XXX	XXX	XXX	XXX	XXX	XXX	143,241	136,331	133,024	135,266	2,242	(1,065)
9. 2023.....	XXX	XXX	XXX	XXX	XXX	XXX	XXX	90,081	79,819	79,646	(173)	(10,435)
10. 2024.....	XXX	XXX	XXX	XXX	XXX	XXX	XXX	XXX	140,159	132,849	(7,310)	XXX
11. 2025.....	XXX	XXX	XXX	XXX	XXX	XXX	XXX	XXX	XXX	34,323	XXX	XXX
12. Totals											(7,456)	(14,199)

SCHEDULE P - PART 3 - SUMMARY

Years in Which Losses Were Incurred	CUMULATIVE PAID NET LOSSES AND DEFENSE AND COST CONTAINMENT EXPENSES REPORTED AT YEAR END (\$000 OMITTED)										11 Number of Claims Closed With Loss Payment	12 Number of Claims Closed Without Loss Payment
	1 2016	2 2017	3 2018	4 2019	5 2020	6 2021	7 2022	8 2023	9 2024	10 2025		
1. Prior.....	000	0	0	0	0	0	0	0	0	0	XXX	XXX
2. 2016.....	2	5	6	6	6	6	6	6	6	6	XXX	XXX
3. 2017.....	XXX	532	885	953	1,016	1,016	1,016	1,017	1,017	1,017	XXX	XXX
4. 2018.....	XXX	XXX	19,247	40,864	44,348	44,352	43,954	44,290	44,364	44,399	XXX	XXX
5. 2019.....	XXX	XXX	XXX	167,003	257,535	275,704	281,046	283,296	284,089	284,361	XXX	XXX
6. 2020.....	XXX	XXX	XXX	XXX	105,727	138,643	166,320	176,643	180,238	181,900	XXX	XXX
7. 2021.....	XXX	XXX	XXX	XXX	XXX	62,782	137,926	168,973	176,294	176,495	XXX	XXX
8. 2022.....	XXX	XXX	XXX	XXX	XXX	XXX	68,135	102,812	123,164	128,813	XXX	XXX
9. 2023.....	XXX	XXX	XXX	XXX	XXX	XXX	XXX	33,904	66,849	74,738	XXX	XXX
10. 2024.....	XXX	XXX	XXX	XXX	XXX	XXX	XXX	XXX	73,013	117,580	XXX	XXX
11. 2025.....	XXX	XXX	XXX	XXX	XXX	XXX	XXX	XXX	XXX	26,069	XXX	XXX

SCHEDULE P - PART 4 - SUMMARY

Years in Which Losses Were Incurred	BULK AND IBNR RESERVES ON NET LOSSES AND DEFENSE AND COST CONTAINMENT EXPENSES REPORTED AT YEAR END (\$000 OMITTED)									
	1 2016	2 2017	3 2018	4 2019	5 2020	6 2021	7 2022	8 2023	9 2024	10 2025
1. Prior.....	0	0	0	0	0	0	0	0	0	0
2. 2016.....	1	0	0	0	0	0	0	0	0	0
3. 2017.....	XXX	181	10	12	0	0	4	2	3	3
4. 2018.....	XXX	XXX	11,895	634	486	423	153	139	186	134
5. 2019.....	XXX	XXX	XXX	45,819	12,549	2,623	1,464	759	1,013	749
6. 2020.....	XXX	XXX	XXX	XXX	29,785	7,276	2,995	1,608	1,295	949
7. 2021.....	XXX	XXX	XXX	XXX	XXX	25,711	9,003	6,308	2,464	1,112
8. 2022.....	XXX	XXX	XXX	XXX	XXX	XXX	21,044	11,034	3,652	4,031
9. 2023.....	XXX	XXX	XXX	XXX	XXX	XXX	XXX	31,015	6,879	2,837
10. 2024.....	XXX	XXX	XXX	XXX	XXX	XXX	XXX	XXX	46,717	8,941
11. 2025.....	XXX	XXX	XXX	XXX	XXX	XXX	XXX	XXX	XXX	4,811

ANNUAL STATEMENT FOR THE YEAR 2025 OF THE Root Insurance Company
SCHEDULE T - EXHIBIT OF PREMIUMS WRITTEN

Allocated by States and Territories

States, Etc.	1 Active Status (a)	Gross Premiums, Including Policy and Membership Fees, Less Return Premiums and Premiums on Policies Not Taken		4 Dividends Paid or Credited to Policyholders on Direct Business	5 Direct Losses Paid (Deducting Salvage)	6 Direct Losses Incurred	7 Direct Losses Unpaid	8 Finance and Service Charges Not Included in Premiums	9 Direct Premiums Written for Federal Purchasing Groups (Included in Column 2)
		2 Direct Premiums Written	3 Direct Premiums Earned						
1. Alabama	AL	L	17,492,907	17,592,533	0	8,386,611	9,508,488	4,091,348	
2. Alaska	AK	L							
3. Arizona	AZ	L	49,141,687	49,092,801	0	27,623,100	27,536,477	15,717,976	1,734,915
4. Arkansas	AR	L	17,381,340	17,412,822	0	8,608,964	9,149,284	4,150,736	668,288
5. California	CA	L	105,572,371	95,173,323	0	46,270,015	65,345,249	33,743,052	
6. Colorado	CO	L	76,227,619	77,253,111	0	37,813,073	39,640,813	17,600,283	3,014,500
7. Connecticut	CT	L	24,224,508	23,017,279	0	11,961,122	14,976,092	8,749,326	647,499
8. Delaware	DE	L	24,878,660	23,482,570	0	12,509,193	14,651,937	7,584,917	644,291
9. District of Columbia	DC	L							
10. Florida	FL	L	33,514,085	68,652,485	0	33,065,112	22,632,206	7,937,470	
11. Georgia	GA	L	5,114,124	6,205,320	0	4,769,623	2,464,084	2,007,216	71,737
12. Hawaii	HI	L							
13. Idaho	ID	N							
14. Illinois	IL	L	18,882,156	18,669,997	0	10,071,104	11,698,979	6,457,537	125
15. Indiana	IN	L	27,858,331	27,723,669	0	14,248,918	13,627,369	6,671,982	689
16. Iowa	IA	L	7,850,420	7,690,673	0	3,927,549	3,795,056	1,503,142	344,663
17. Kansas	KS	N							
18. Kentucky	KY	L	25,228,590	26,411,564	0	13,205,302	12,639,069	4,722,937	681,808
19. Louisiana	LA	L	17,900,379	18,537,673	0	10,525,754	8,552,410	3,852,205	490,782
20. Maine	ME	N							
21. Maryland	MD	L	30,661,524	31,177,912	0	18,381,942	17,838,563	10,043,142	
22. Massachusetts	MA	N							
23. Michigan	MI	N							
24. Minnesota	MN	N							
25. Mississippi	MS	L	10,148,339	9,876,482	0	5,396,631	5,541,482	2,269,921	352,288
26. Missouri	MO	L	24,860,306	25,235,922	0	14,804,994	15,119,870	9,066,656	1,927,514
27. Montana	MT	L	4,563,332	4,558,931	0	2,781,323	2,442,099	897,835	380,269
28. Nebraska	NE	L	7,795,299	7,719,172	0	4,225,384	4,843,951	2,227,953	311,393
29. Nevada	NV	L	6,201,368	7,890,340	0	8,145,324	5,032,485	2,679,429	
30. New Hampshire	NH	L							
31. New Jersey	NJ	N							
32. New Mexico	NM	L	19,941,171	19,529,073	0	10,280,309	10,988,309	5,616,500	796,786
33. New York	NY	N							
34. North Carolina	NC	L							
35. North Dakota	ND	L	1,606,301	1,572,774	0	893,176	988,601	427,566	62,268
36. Ohio	OH	L	33,059,397	33,939,726	0	17,419,019	17,421,737	9,343,751	1,458,948
37. Oklahoma	OK	L	34,453,237	33,369,941	0	17,832,958	19,158,898	9,262,739	1,343,188
38. Oregon	OR	L	15,344,587	15,558,603	0	9,580,073	9,042,208	5,782,477	512,081
39. Pennsylvania	PA	L	32,997,684	39,542,030	0	24,925,311	19,504,631	11,232,442	
40. Rhode Island	RI	N							
41. South Carolina	SC	L	1,612,943	1,928,764	0	2,196,902	1,240,452	1,286,803	42,630
42. South Dakota	SD	N							
43. Tennessee	TN	L	21,966,890	22,205,011	0	11,062,680	11,216,980	5,179,292	846,292
44. Texas	TX	L	6,893,229	8,114,305	0	6,998,116	3,173,240	2,706,945	265,972
45. Utah	UT	L	31,103,400	30,941,008	0	18,248,675	16,424,658	8,702,864	1,083,387
46. Vermont	VT	N							
47. Virginia	VA	L	29,280,407	28,314,948	0	13,211,609	16,581,900	9,940,813	808,657
48. Washington	WA	L	692,702	206,962	0	35,833	134,167	98,334	49,778
49. West Virginia	WV	L	14,097,799	13,696,836	0	7,099,591	8,192,782	3,709,986	
50. Wisconsin	WI	N							
51. Wyoming	WY	N							
52. American Samoa	AS	N							
53. Guam	GU	N							
54. Puerto Rico	PR	N							
55. U.S. Virgin Islands	VI	N							
56. Northern Mariana Islands	MP	N							
57. Canada	CAN	N							
58. Aggregate other alien	OT	XXX	0	0	0	0	0	0	0
59. Totals	XXX		778,547,092	812,294,560	0	436,505,290	441,104,526	225,265,575	18,540,748
DETAILS OF WRITE-INS									
58001.		XXX							
58002.		XXX							
58003.		XXX							
58998. Summary of remaining write-ins for Line 58 from overflow page		XXX	0	0	0	0	0	0	0
58999. Totals (Lines 58001 through 58003 plus 58998)(Line 58 above)		XXX	0	0	0	0	0	0	0

(a) Active Status Counts:

1. L - Licensed or Chartered - Licensed insurance carrier or domiciled RRG.....	38	4. Q - Qualified - Qualified or accredited reinsurer.....	0
2. R - Registered - Non-domiciled RRGs.....	0	5. D - Domestic Surplus Lines Insurer (DSLII) - Reporting entities authorized to write surplus lines in the state of domicile.....	0
3. E - Eligible - Reporting entities eligible or approved to write surplus lines in the state (other than their state of domicile - see DSLII).....	0	6. N - None of the above - Not allowed to write business in the state.....	19

(b) Explanation of basis of allocation of premiums by states, etc.

Actual premium by policy

Root Inc

Organizational Chart as of 12-31-2025
on a voting control basis (pro forma)




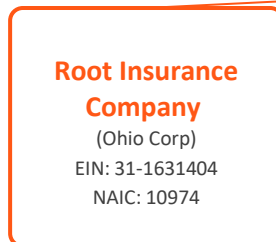

⁽¹⁾ Meyer Malka is the ultimate controlling person with respect to the Ribbit/Bullfrog entities' ownership

⁽²⁾ No other 10% or greater shareholder

⁽³⁾ Root Stockholdings, Inc. name changed to Root, Inc. effective 09.16.2020

⁽⁴⁾ IBOD Company, Inc. name changed to Root, Inc. effective 06.28.2018 and to Caret Holdings, Inc. effective 09.16.2020

⁽⁵⁾ Root Property & Casualty Insurance Company converted to an Ohio corporation effective 07.01.2023



OVERFLOW PAGE FOR WRITE-INS

NONE