



PROPERTY AND CASUALTY COMPANIES - ASSOCIATION EDITION

**ANNUAL STATEMENT**  
 FOR THE YEAR ENDED DECEMBER 31, 2025  
 OF THE CONDITION AND AFFAIRS OF THE  
**BRIDGEFIELD INDEMNITY INSURANCE COMPANY**

NAIC Group Code 0084 0084 NAIC Company Code 16618 Employer's ID Number 83-1694393  
(Current) (Prior)

Organized under the Laws of OH, State of Domicile or Port of Entry OH  
 Country of Domicile United States of America

Incorporated/Organized 04/04/2018 Commenced Business 07/24/2019

Statutory Home Office 301 E. Fourth Street, Cincinnati, OH, US 45202  
(Street and Number) (City or Town, State, Country and Zip Code)

Main Administrative Office 301 E. Fourth Street  
(Street and Number)  
Cincinnati, OH, US 45202  
(City or Town, State, Country and Zip Code)  
513-369-5000  
(Area Code) (Telephone Number)

Mail Address 301 E. Fourth Street, Cincinnati, OH, US 45202  
(Street and Number or P.O. Box) (City or Town, State, Country and Zip Code)

Primary Location of Books and Records 301 E. Fourth Street  
(Street and Number)  
Cincinnati, OH, US 45202  
(City or Town, State, Country and Zip Code)  
513-369-5000  
(Area Code) (Telephone Number)

Internet Website Address www.Summitholdings.com

Statutory Statement Contact Judith Elaine Gill, 513-369-5000  
(Name) (Area Code) (Telephone Number)  
statutoryfilings@gaig.com, 513-369-5830  
(E-mail Address) (FAX Number)

**OFFICERS**

President James Franklin Wood Vice President & Chief Financial Officer Patrick Joseph Smyth  
 Assistant Secretary Michael Thomas Jalovec

**OTHER**




<u>Michael Scott Arnold, Vice President</u>	<u>Henry Edward Chiles Jr., Vice President</u>	<u>Robert Darin Grimm, Vice President</u>
<u>Paul Marks, Vice President</u>	<u>Matthew David Felvus, Secretary</u>	<u>Annette Denise Gardner, Treasurer</u>
<u>Magdalena Franziska Kulik Grossman, Chief Compliance Officer</u>	<u>Stephen Charles Beraha, Assistant Secretary</u>	<u>Judith Elaine Gill, Assistant Treasurer</u>
<u>Matthew Charles Oelrich, Assistant Treasurer</u>	<u>Matthew John Stevens, Assistant Treasurer</u>	<u>Andrew W Wilmers #, Assistant Treasurer</u>

**DIRECTORS OR TRUSTEES**

<u>Michelle Ann Gillis</u>	<u>Brian Scott Hertzman</u>	<u>Anthony Joseph Mercurio</u>
<u>Michael Eugene Sullivan Jr.</u>	<u>David Lawrence Thompson Jr.</u>	

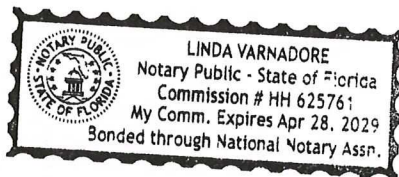
State of Ohio SS  
 County of Hamilton

The officers of this reporting entity being duly sworn, each depose and say that they are the described officers of said reporting entity, and that on the reporting period stated above, all of the herein described assets were the absolute property of the said reporting entity, free and clear from any liens or claims thereon, except as herein stated, and that this statement, together with related exhibits, schedules and explanations therein contained, annexed or referred to, is a full and true statement of all the assets and liabilities and of the condition and affairs of the said reporting entity as of the reporting period stated above, and of its income and deductions therefrom for the period ended, and have been completed in accordance with the NAIC Annual Statement Instructions and Accounting Practices and Procedures manual except to the extent that: (1) state law may differ; or, (2) that state rules or regulations require differences in reporting not related to accounting practices and procedures, according to the best of their information, knowledge and belief, respectively. Furthermore, the scope of this attestation by the described officers also includes the related corresponding electronic filing with the NAIC, when required, that is an exact copy (except for formatting differences due to electronic filing) of the enclosed statement. The electronic filing may be requested by various regulators in lieu of or in addition to the enclosed statement.

 James Franklin Wood President	 Patrick Joseph Smyth Vice President & Chief Financial Officer	 Michael Thomas Jalovec Assistant Secretary
---	---	--

Subscribed and sworn to before me this  
10th day of February, 2026  
Linda Varnadore

- a. Is this an original filing? ..... Yes [ X ] No [ ]  
 b. If no,  
 1. State the amendment number.....  
 2. Date filed .....  
 3. Number of pages attached.....



ANNUAL STATEMENT FOR THE YEAR 2025 OF THE BRIDGEFIELD INDEMNITY INSURANCE COMPANY

**SUMMARY INVESTMENT SCHEDULE**

Investment Categories	Gross Investment Holdings		Admitted Assets as Reported in the Annual Statement			
	1 Amount	2 Percentage of Column 1 Line 14	3 Amount	4 Securities Lending Reinvested Collateral Amount	5 Total (Col. 3 + 4) Amount	6 Percentage of Column 5 Line 14
1. Issuer credit obligations (Schedule D, Part 1, Section 1):						
1.01 U.S. government obligations.....	2,794,071	19.867	2,794,071	0	2,794,071	19.867
1.02 Other U.S. government obligations .....	0	0.000	0	0	0	0.000
1.03 Non-U.S. sovereign jurisdiction securities.....	0	0.000	0	0	0	0.000
1.04 Municipal bonds – general obligations (direct & guaranteed) .....	0	0.000	0	0	0	0.000
1.05 Municipal bonds – special revenue.....	0	0.000	0	0	0	0.000
1.06 Project finance bonds issued by operating entities .....	0	0.000	0	0	0	0.000
1.07 Corporate bonds .....	2,776,483	19.742	2,776,483	0	2,776,483	19.742
1.08 Mandatory convertible bonds .....	0	0.000	0	0	0	0.000
1.09 Single entity backed obligations .....	120,706	0.858	120,706	0	120,706	0.858
1.10 SVO-Identified bond exchange traded funds – fair value .....	0	0.000	0	0	0	0.000
1.11 SVO-Identified bond exchange traded funds – systematic value .....	0	0.000	0	0	0	0.000
1.12 Bonds issued by funds representing operating entities.....	0	0.000	0	0	0	0.000
1.13 Bank loans - issued.....	0	0.000	0	0	0	0.000
1.14 Bank loans - acquired.....	0	0.000	0	0	0	0.000
1.15 Mortgages loans that qualify as SVO-Identified credit tenant loans.....	0	0.000	0	0	0	0.000
1.16 Certificates of deposit.....	0	0.000	0	0	0	0.000
1.17 Other issuer credit obligations.....	0	0.000	0	0	0	0.000
1.18 Total issuer credit obligations.....	5,691,260	40.467	5,691,260	0	5,691,260	40.467
2. Asset-backed securities (Schedule D, Part 1, Section 2):						
2.01 Financial asset-backed securities – self-liquidating .....	4,489,356	31.921	4,489,356	0	4,489,356	31.921
2.02 Financial asset-backed securities – not self-liquidating .....	0	0.000	0	0	0	0.000
2.03 Non-financial asset-backed securities .....	461,423	3.281	461,423	0	461,423	3.281
2.04 Total asset-backed securities.....	4,950,779	35.202	4,950,779	0	4,950,779	35.202
3. Preferred stocks (Schedule D, Part 2, Section 1):						
3.01 Industrial and miscellaneous (unaffiliated).....	0	0.000	0	0	0	0.000
3.02 Parent, subsidiaries and affiliates.....	0	0.000	0	0	0	0.000
3.03 Total preferred stocks.....	0	0.000	0	0	0	0.000
4. Common stocks (Schedule D, Part 2, Section 2):						
4.01 Industrial and miscellaneous - publicly traded (unaffiliated) .....	0	0.000	0	0	0	0.000
4.02 Industrial and miscellaneous - other (unaffiliated) .....	0	0.000	0	0	0	0.000
4.03 Parent, subsidiaries and affiliates - publicly traded .....	0	0.000	0	0	0	0.000
4.04 Parent, subsidiaries and affiliates - other .....	0	0.000	0	0	0	0.000
4.05 Mutual funds .....	0	0.000	0	0	0	0.000
4.06 Unit investment trusts .....	0	0.000	0	0	0	0.000
4.07 Closed-end funds .....	0	0.000	0	0	0	0.000
4.08 Exchange traded funds .....	0	0.000	0	0	0	0.000
4.09 Total common stocks .....	0	0.000	0	0	0	0.000
5. Mortgage loans (Schedule B):						
5.01 Farm mortgages .....	0	0.000	0	0	0	0.000
5.02 Residential mortgages .....	0	0.000	0	0	0	0.000
5.03 Commercial mortgages .....	0	0.000	0	0	0	0.000
5.04 Mezzanine real estate loans .....	0	0.000	0	0	0	0.000
5.05 Total valuation allowance .....	0	0.000	0	0	0	0.000
5.06 Total mortgage loans .....	0	0.000	0	0	0	0.000
6. Real estate (Schedule A):						
6.01 Properties occupied by company .....	0	0.000	0	0	0	0.000
6.02 Properties held for production of income .....	0	0.000	0	0	0	0.000
6.03 Properties held for sale .....	0	0.000	0	0	0	0.000
6.04 Total real estate .....	0	0.000	0	0	0	0.000
7. Cash, cash equivalents and short-term investments:						
7.01 Cash (Schedule E, Part 1) .....	(311,665)	(2.216)	(311,665)	0	(311,665)	(2.216)
7.02 Cash equivalents (Schedule E, Part 2) .....	3,688,641	26.228	3,688,641	0	3,688,641	26.228
7.03 Short-term investments (Schedule DA) .....	0	0.000	0	0	0	0.000
7.04 Total cash, cash equivalents and short-term investments .....	3,376,976	24.011	3,376,976	0	3,376,976	24.011
8. Contract loans .....	0	0.000	0	0	0	0.000
9. Derivatives (Schedule DB) .....	0	0.000	0	0	0	0.000
10. Other invested assets (Schedule BA) .....	0	0.000	0	0	0	0.000
11. Receivables for securities .....	45,000	0.320	45,000	0	45,000	0.320
12. Securities Lending (Schedule DL, Part 1).....	0	0.000	0	XXX	XXX	XXX
13. Other invested assets (Page 2, Line 11) .....	0	0.000	0	0	0	0.000
14. Total invested assets	14,064,015	100.000	14,064,015	0	14,064,015	100.000

Schedule A - Verification - Real Estate

**N O N E**

Schedule B - Verification - Mortgage Loans

**N O N E**

Schedule BA - Verification - Other Long-Term Invested Assets

**N O N E**

ANNUAL STATEMENT FOR THE YEAR 2025 OF THE BRIDGEFIELD INDEMNITY INSURANCE COMPANY

**SCHEDULE D - VERIFICATION BETWEEN YEARS**

Bonds and Stocks

	1	2	3	4	5
	Total	Issuer Credit Obligations	Asset-Backed Securities	Preferred Stocks	Common Stocks
1. Book/adjusted carrying value, December 31 of prior year.....	10,816,387	5,648,526	5,167,860	.0	.0
2. Cost of bonds and stocks acquired, Part 3, Column 6.....	759,388	.0	759,388	.0	.0
3. Accrual of discount .....	67,830	45,531	22,299	.0	.XXX.
4. Unrealized valuation increase/(decrease).....	.0	.0	.0	.0	.0
5. Total gain (loss) on disposals, Part 4, Column 18 .....	(4,851)	.0	(4,851)	.0	.0
6. Consideration for bonds and stocks disposed, Part 4, Column 6.....	988,256	.0	988,256	.0	.0
7. Amortization of premium .....	8,459	2,798	5,661	.0	.XXX.
8. Total foreign exchange change in book/adjusted carrying value .....	.0	.0	.0	.0	.0
9. Current year's other-than-temporary impairment recognized .....	.0	.0	.0	.0	.0
10. Total investment income recognized as a result of prepayment penalties and/or acceleration fees, Note 5Q, Line 2 .....	.0	.0	.0	.0	.XXX.
11. Book/adjusted carrying value at end of current period (Lines 1+2+3+4+5-6-7+8-9+10) .....	10,642,039	5,691,259	4,950,780	.0	.0
12. Total nonadmitted amounts .....	.0	.0	.0	.0	.0
13. Statement value at end of current period (Line 11 minus Line 12)	10,642,039	5,691,259	4,950,780	0	0

ANNUAL STATEMENT FOR THE YEAR 2025 OF THE BRIDGEFIELD INDEMNITY INSURANCE COMPANY

**SCHEDULE D - SUMMARY BY COUNTRY**

Long-Term Bonds and Stocks OWNED December 31 of Current Year

Description		1 Book/Adjusted Carrying Value	2 Fair Value	3 Actual Cost	4 Par Value of Bonds
<b>BONDS</b>					
Issuer Credit Obligations					
Governments and Municipalities	1. United States .....	2,794,071	2,825,842	2,794,208	2,790,000
	2. Canada .....	0	0	0	0
	3. Other Countries.....	0	0	0	0
	4. Total	2,794,071	2,825,842	2,794,208	2,790,000
All Other Issuer Credit Obligations (unaffiliated)	5. United States .....	1,037,586	1,077,030	994,037	1,130,000
	6. Canada .....	910,275	968,704	866,930	1,000,000
	7. Other Countries.....	949,329	1,008,380	901,560	1,000,000
	8. Total	2,897,189	3,054,113	2,762,527	3,130,000
All Other Issuer Credit Obligations (affiliated)	9. Total	0	0	0	0
10. Total Issuer Credit Obligations		5,691,260	5,879,956	5,556,736	5,920,000
Asset-Backed Securities					
Asset-Backed Securities (unaffiliated)	11. United States.....	4,450,779	4,396,459	4,420,457	4,634,783
	12. Canada.....	0	0	0	0
	13. Other Countries	500,000	492,277	500,000	500,000
	14. Total	4,950,779	4,888,735	4,920,457	5,134,783
Asset-Backed Securities (affiliated)	15. Total	0	0	0	0
16. Total Asset-Backed Securities		4,950,779	4,888,735	4,920,457	5,134,783
17. Total Bonds		10,642,039	10,768,691	10,477,193	11,054,783
<b>PREFERRED STOCKS</b>					
Industrial and Miscellaneous (unaffiliated)	18. United States .....	0	0	0	0
	19. Canada .....	0	0	0	0
	20. Other Countries.....	0	0	0	0
	21. Total	0	0	0	0
Parent, Subsidiaries and Affiliates	22. Total	0	0	0	0
23. Total Preferred Stocks		0	0	0	0
<b>COMMON STOCKS</b>					
Industrial and Miscellaneous (unaffiliated), Mutual Funds, Unit Investment Trusts, Closed-End Funds and Exchange Traded Funds	24. United States .....	0	0	0	0
	25. Canada .....	0	0	0	0
	26. Other Countries.....	0	0	0	0
	27. Total	0	0	0	0
Parent, Subsidiaries and Affiliates	28. Total	0	0	0	0
29. Total Common Stocks		0	0	0	0
30. Total Stocks		0	0	0	0
31. Total Bonds and Stocks		10,642,039	10,768,691	10,477,193	

ANNUAL STATEMENT FOR THE YEAR 2025 OF THE BRIDGEFIELD INDEMNITY INSURANCE COMPANY

**SCHEDULE D - PART 1A**

Quality and Maturity Distribution of All Bonds Owned December 31, at Book/Adjusted Carrying Values by Major Types of Issues and NAIC Designations

NAIC Designation	1 1 Year or Less	2 Over 1 Year Through 5 Years	3 Over 5 Years Through 10 Years	4 Over 10 Years Through 20 Years	5 Over 20 Years	6 No Maturity Date	7 Total Current Year	8 Col. 7 as a % of Line 52.7	9 Total from Col. 7 Prior Year	10 % From Col. 8 Prior Year	11 Total Publicly Traded	12 Total Privately Placed (a)
<b>1. U.S. Government Obligations</b>												
1.1 NAIC 1	0	2,794,071	0	0	0	XXX	2,794,071	26.3	XXX	XXX	2,794,071	0
1.2 NAIC 2	0	0	0	0	0	XXX	0	0.0	XXX	XXX	0	0
1.3 NAIC 3	0	0	0	0	0	XXX	0	0.0	XXX	XXX	0	0
1.4 NAIC 4	0	0	0	0	0	XXX	0	0.0	XXX	XXX	0	0
1.5 NAIC 5	0	0	0	0	0	XXX	0	0.0	XXX	XXX	0	0
1.6 NAIC 6	0	0	0	0	0	XXX	0	0.0	XXX	XXX	0	0
1.7 Totals	0	2,794,071	0	0	0	XXX	2,794,071	26.3	XXX	XXX	2,794,071	0
<b>2. Other U.S. Government Securities</b>												
2.1 NAIC 1	0	0	0	0	0	XXX	0	0.0	XXX	XXX	0	0
2.2 NAIC 2	0	0	0	0	0	XXX	0	0.0	XXX	XXX	0	0
2.3 NAIC 3	0	0	0	0	0	XXX	0	0.0	XXX	XXX	0	0
2.4 NAIC 4	0	0	0	0	0	XXX	0	0.0	XXX	XXX	0	0
2.5 NAIC 5	0	0	0	0	0	XXX	0	0.0	XXX	XXX	0	0
2.6 NAIC 6	0	0	0	0	0	XXX	0	0.0	XXX	XXX	0	0
2.7 Totals	0	0	0	0	0	XXX	0	0.0	XXX	XXX	0	0
<b>3. Non-U.S. Sovereign Jurisdiction Securities</b>												
3.1 NAIC 1	0	0	0	0	0	XXX	0	0.0	XXX	XXX	0	0
3.2 NAIC 2	0	0	0	0	0	XXX	0	0.0	XXX	XXX	0	0
3.3 NAIC 3	0	0	0	0	0	XXX	0	0.0	XXX	XXX	0	0
3.4 NAIC 4	0	0	0	0	0	XXX	0	0.0	XXX	XXX	0	0
3.5 NAIC 5	0	0	0	0	0	XXX	0	0.0	XXX	XXX	0	0
3.6 NAIC 6	0	0	0	0	0	XXX	0	0.0	XXX	XXX	0	0
3.7 Totals	0	0	0	0	0	XXX	0	0.0	XXX	XXX	0	0
<b>4. Municipal Bonds – General Obligations</b>												
4.1 NAIC 1	0	0	0	0	0	XXX	0	0.0	XXX	XXX	0	0
4.2 NAIC 2	0	0	0	0	0	XXX	0	0.0	XXX	XXX	0	0
4.3 NAIC 3	0	0	0	0	0	XXX	0	0.0	XXX	XXX	0	0
4.4 NAIC 4	0	0	0	0	0	XXX	0	0.0	XXX	XXX	0	0
4.5 NAIC 5	0	0	0	0	0	XXX	0	0.0	XXX	XXX	0	0
4.6 NAIC 6	0	0	0	0	0	XXX	0	0.0	XXX	XXX	0	0
4.7 Totals	0	0	0	0	0	XXX	0	0.0	XXX	XXX	0	0
<b>5. Municipal Bonds – Special Revenue</b>												
5.1 NAIC 1	0	0	0	0	0	XXX	0	0.0	XXX	XXX	0	0
5.2 NAIC 2	0	0	0	0	0	XXX	0	0.0	XXX	XXX	0	0
5.3 NAIC 3	0	0	0	0	0	XXX	0	0.0	XXX	XXX	0	0
5.4 NAIC 4	0	0	0	0	0	XXX	0	0.0	XXX	XXX	0	0
5.5 NAIC 5	0	0	0	0	0	XXX	0	0.0	XXX	XXX	0	0
5.6 NAIC 6	0	0	0	0	0	XXX	0	0.0	XXX	XXX	0	0
5.7 Totals	0	0	0	0	0	XXX	0	0.0	XXX	XXX	0	0
<b>6. Project Finance Bonds Issued by Operating Entities (Unaffiliated)</b>												
6.1 NAIC 1	0	0	0	0	0	XXX	0	0.0	XXX	XXX	0	0
6.2 NAIC 2	0	0	0	0	0	XXX	0	0.0	XXX	XXX	0	0
6.3 NAIC 3	0	0	0	0	0	XXX	0	0.0	XXX	XXX	0	0
6.4 NAIC 4	0	0	0	0	0	XXX	0	0.0	XXX	XXX	0	0
6.5 NAIC 5	0	0	0	0	0	XXX	0	0.0	XXX	XXX	0	0
6.6 NAIC 6	0	0	0	0	0	XXX	0	0.0	XXX	XXX	0	0
6.7 Totals	0	0	0	0	0	XXX	0	0.0	XXX	XXX	0	0

ANNUAL STATEMENT FOR THE YEAR 2025 OF THE BRIDGEFIELD INDEMNITY INSURANCE COMPANY

**SCHEDULE D - PART 1A (Continued)**

Quality and Maturity Distribution of All Bonds Owned December 31, at Book/Adjusted Carrying Values by Major Types of Issues and NAIC Designations

NAIC Designation	1 1 Year or Less	2 Over 1 Year Through 5 Years	3 Over 5 Years Through 10 Years	4 Over 10 Years Through 20 Years	5 Over 20 Years	6 No Maturity Date	7 Total Current Year	8 Col. 7 as a % of Line 52.7	9 Total from Col. 7 Prior Year	10 % From Col. 8 Prior Year	11 Total Publicly Traded	12 Total Privately Placed (a)
<b>7. Project Finance Bonds Issued by Operating Entities (Affiliated)</b>												
7.1 NAIC 1	0	0	0	0	0	XXX	0	0.0	XXX	XXX	0	0
7.2 NAIC 2	0	0	0	0	0	XXX	0	0.0	XXX	XXX	0	0
7.3 NAIC 3	0	0	0	0	0	XXX	0	0.0	XXX	XXX	0	0
7.4 NAIC 4	0	0	0	0	0	XXX	0	0.0	XXX	XXX	0	0
7.5 NAIC 5	0	0	0	0	0	XXX	0	0.0	XXX	XXX	0	0
7.6 NAIC 6	0	0	0	0	0	XXX	0	0.0	XXX	XXX	0	0
7.7 Totals	0	0	0	0	0	XXX	0	0.0	XXX	XXX	0	0
<b>8. Corporate Bonds (Unaffiliated)</b>												
8.1 NAIC 1	0	949,329	500,000	0	0	XXX	1,449,329	13.6	XXX	XXX	949,329	500,000
8.2 NAIC 2	0	410,275	916,880	0	0	XXX	1,327,155	12.5	XXX	XXX	1,327,155	0
8.3 NAIC 3	0	0	0	0	0	XXX	0	0.0	XXX	XXX	0	0
8.4 NAIC 4	0	0	0	0	0	XXX	0	0.0	XXX	XXX	0	0
8.5 NAIC 5	0	0	0	0	0	XXX	0	0.0	XXX	XXX	0	0
8.6 NAIC 6	0	0	0	0	0	XXX	0	0.0	XXX	XXX	0	0
8.7 Totals	0	1,359,603	1,416,880	0	0	XXX	2,776,483	26.1	XXX	XXX	2,276,483	500,000
<b>9. Corporate Bonds (Affiliated)</b>												
9.1 NAIC 1	0	0	0	0	0	XXX	0	0.0	XXX	XXX	0	0
9.2 NAIC 2	0	0	0	0	0	XXX	0	0.0	XXX	XXX	0	0
9.3 NAIC 3	0	0	0	0	0	XXX	0	0.0	XXX	XXX	0	0
9.4 NAIC 4	0	0	0	0	0	XXX	0	0.0	XXX	XXX	0	0
9.5 NAIC 5	0	0	0	0	0	XXX	0	0.0	XXX	XXX	0	0
9.6 NAIC 6	0	0	0	0	0	XXX	0	0.0	XXX	XXX	0	0
9.7 Totals	0	0	0	0	0	XXX	0	0.0	XXX	XXX	0	0
<b>10. Mandatory Convertible Bonds (Unaffiliated)</b>												
10.1 NAIC 1	0	0	0	0	0	XXX	0	0.0	XXX	XXX	0	0
10.2 NAIC 2	0	0	0	0	0	XXX	0	0.0	XXX	XXX	0	0
10.3 NAIC 3	0	0	0	0	0	XXX	0	0.0	XXX	XXX	0	0
10.4 NAIC 4	0	0	0	0	0	XXX	0	0.0	XXX	XXX	0	0
10.5 NAIC 5	0	0	0	0	0	XXX	0	0.0	XXX	XXX	0	0
10.6 NAIC 6	0	0	0	0	0	XXX	0	0.0	XXX	XXX	0	0
10.7 Totals	0	0	0	0	0	XXX	0	0.0	XXX	XXX	0	0
<b>11. Mandatory Convertible Bonds (Affiliated)</b>												
11.1 NAIC 1	0	0	0	0	0	XXX	0	0.0	XXX	XXX	0	0
11.2 NAIC 2	0	0	0	0	0	XXX	0	0.0	XXX	XXX	0	0
11.3 NAIC 3	0	0	0	0	0	XXX	0	0.0	XXX	XXX	0	0
11.4 NAIC 4	0	0	0	0	0	XXX	0	0.0	XXX	XXX	0	0
11.5 NAIC 5	0	0	0	0	0	XXX	0	0.0	XXX	XXX	0	0
11.6 NAIC 6	0	0	0	0	0	XXX	0	0.0	XXX	XXX	0	0
11.7 Totals	0	0	0	0	0	XXX	0	0.0	XXX	XXX	0	0
<b>12. Single Entity Backed Obligations (Unaffiliated)</b>												
12.1 NAIC 1	0	120,706	0	0	0	XXX	120,706	1.1	XXX	XXX	0	120,706
12.2 NAIC 2	0	0	0	0	0	XXX	0	0.0	XXX	XXX	0	0
12.3 NAIC 3	0	0	0	0	0	XXX	0	0.0	XXX	XXX	0	0
12.4 NAIC 4	0	0	0	0	0	XXX	0	0.0	XXX	XXX	0	0
12.5 NAIC 5	0	0	0	0	0	XXX	0	0.0	XXX	XXX	0	0
12.6 NAIC 6	0	0	0	0	0	XXX	0	0.0	XXX	XXX	0	0
12.7 Totals	0	120,706	0	0	0	XXX	120,706	1.1	XXX	XXX	0	120,706

ANNUAL STATEMENT FOR THE YEAR 2025 OF THE BRIDGEFIELD INDEMNITY INSURANCE COMPANY

**SCHEDULE D - PART 1A (Continued)**

Quality and Maturity Distribution of All Bonds Owned December 31, at Book/Adjusted Carrying Values by Major Types of Issues and NAIC Designations

NAIC Designation	1 1 Year or Less	2 Over 1 Year Through 5 Years	3 Over 5 Years Through 10 Years	4 Over 10 Years Through 20 Years	5 Over 20 Years	6 No Maturity Date	7 Total Current Year	8 Col. 7 as a % of Line 52.7	9 Total from Col. 7 Prior Year	10 % From Col. 8 Prior Year	11 Total Publicly Traded	12 Total Privately Placed (a)
<b>13. Single Entity Backed Obligations (Affiliated)</b>												
13.1 NAIC 1	0	0	0	0	0	XXX	0	0.0	XXX	XXX	0	0
13.2 NAIC 2	0	0	0	0	0	XXX	0	0.0	XXX	XXX	0	0
13.3 NAIC 3	0	0	0	0	0	XXX	0	0.0	XXX	XXX	0	0
13.4 NAIC 4	0	0	0	0	0	XXX	0	0.0	XXX	XXX	0	0
13.5 NAIC 5	0	0	0	0	0	XXX	0	0.0	XXX	XXX	0	0
13.6 NAIC 6	0	0	0	0	0	XXX	0	0.0	XXX	XXX	0	0
13.7 Totals	0	0	0	0	0	XXX	0	0.0	XXX	XXX	0	0
<b>14. SVO-Identified Bond Exchange Traded Funds – Fair Value</b>												
14.1 NAIC 1	XXX	XXX	XXX	XXX	XXX	0	0	0.0	XXX	XXX	0	0
14.2 NAIC 2	XXX	XXX	XXX	XXX	XXX	0	0	0.0	XXX	XXX	0	0
14.3 NAIC 3	XXX	XXX	XXX	XXX	XXX	0	0	0.0	XXX	XXX	0	0
14.4 NAIC 4	XXX	XXX	XXX	XXX	XXX	0	0	0.0	XXX	XXX	0	0
14.5 NAIC 5	XXX	XXX	XXX	XXX	XXX	0	0	0.0	XXX	XXX	0	0
14.6 NAIC 6	XXX	XXX	XXX	XXX	XXX	0	0	0.0	XXX	XXX	0	0
14.7 Totals	XXX	XXX	XXX	XXX	XXX	0	0	0.0	XXX	XXX	0	0
<b>15. SVO-Identified Bond Exchange Traded Funds – Systematic Value</b>												
15.1 NAIC 1	XXX	XXX	XXX	XXX	XXX	0	0	0.0	XXX	XXX	0	0
15.2 NAIC 2	XXX	XXX	XXX	XXX	XXX	0	0	0.0	XXX	XXX	0	0
15.3 NAIC 3	XXX	XXX	XXX	XXX	XXX	0	0	0.0	XXX	XXX	0	0
15.4 NAIC 4	XXX	XXX	XXX	XXX	XXX	0	0	0.0	XXX	XXX	0	0
15.5 NAIC 5	XXX	XXX	XXX	XXX	XXX	0	0	0.0	XXX	XXX	0	0
15.6 NAIC 6	XXX	XXX	XXX	XXX	XXX	0	0	0.0	XXX	XXX	0	0
15.7 Totals	XXX	XXX	XXX	XXX	XXX	0	0	0.0	XXX	XXX	0	0
<b>16. Bonds Issued by Funds Representing Operating Entities (Unaffiliated)</b>												
16.1 NAIC 1	0	0	0	0	0	XXX	0	0.0	XXX	XXX	0	0
16.2 NAIC 2	0	0	0	0	0	XXX	0	0.0	XXX	XXX	0	0
16.3 NAIC 3	0	0	0	0	0	XXX	0	0.0	XXX	XXX	0	0
16.4 NAIC 4	0	0	0	0	0	XXX	0	0.0	XXX	XXX	0	0
16.5 NAIC 5	0	0	0	0	0	XXX	0	0.0	XXX	XXX	0	0
16.6 NAIC 6	0	0	0	0	0	XXX	0	0.0	XXX	XXX	0	0
16.7 Totals	0	0	0	0	0	XXX	0	0.0	XXX	XXX	0	0
<b>17. Bonds Issued by Funds Representing Operating Entities (Affiliated)</b>												
17.1 NAIC 1	0	0	0	0	0	XXX	0	0.0	XXX	XXX	0	0
17.2 NAIC 2	0	0	0	0	0	XXX	0	0.0	XXX	XXX	0	0
17.3 NAIC 3	0	0	0	0	0	XXX	0	0.0	XXX	XXX	0	0
17.4 NAIC 4	0	0	0	0	0	XXX	0	0.0	XXX	XXX	0	0
17.5 NAIC 5	0	0	0	0	0	XXX	0	0.0	XXX	XXX	0	0
17.6 NAIC 6	0	0	0	0	0	XXX	0	0.0	XXX	XXX	0	0
17.7 Totals	0	0	0	0	0	XXX	0	0.0	XXX	XXX	0	0
<b>18. Bank Loans – Issued (Unaffiliated)</b>												
18.1 NAIC 1	0	0	0	0	0	XXX	0	0.0	XXX	XXX	0	0
18.2 NAIC 2	0	0	0	0	0	XXX	0	0.0	XXX	XXX	0	0
18.3 NAIC 3	0	0	0	0	0	XXX	0	0.0	XXX	XXX	0	0
18.4 NAIC 4	0	0	0	0	0	XXX	0	0.0	XXX	XXX	0	0
18.5 NAIC 5	0	0	0	0	0	XXX	0	0.0	XXX	XXX	0	0
18.6 NAIC 6	0	0	0	0	0	XXX	0	0.0	XXX	XXX	0	0
18.7 Totals	0	0	0	0	0	XXX	0	0.0	XXX	XXX	0	0

ANNUAL STATEMENT FOR THE YEAR 2025 OF THE BRIDGEFIELD INDEMNITY INSURANCE COMPANY

**SCHEDULE D - PART 1A (Continued)**

Quality and Maturity Distribution of All Bonds Owned December 31, at Book/Adjusted Carrying Values by Major Types of Issues and NAIC Designations

NAIC Designation	1 1 Year or Less	2 Over 1 Year Through 5 Years	3 Over 5 Years Through 10 Years	4 Over 10 Years Through 20 Years	5 Over 20 Years	6 No Maturity Date	7 Total Current Year	8 Col. 7 as a % of Line 52.7	9 Total from Col. 7 Prior Year	10 % From Col. 8 Prior Year	11 Total Publicly Traded	12 Total Privately Placed (a)
<b>19. Bank Loans – Issued (Affiliated)</b>												
19.1 NAIC 1	0	0	0	0	0	XXX	0	0.0	XXX	XXX	0	0
19.2 NAIC 2	0	0	0	0	0	XXX	0	0.0	XXX	XXX	0	0
19.3 NAIC 3	0	0	0	0	0	XXX	0	0.0	XXX	XXX	0	0
19.4 NAIC 4	0	0	0	0	0	XXX	0	0.0	XXX	XXX	0	0
19.5 NAIC 5	0	0	0	0	0	XXX	0	0.0	XXX	XXX	0	0
19.6 NAIC 6	0	0	0	0	0	XXX	0	0.0	XXX	XXX	0	0
19.7 Totals	0	0	0	0	0	XXX	0	0.0	XXX	XXX	0	0
<b>20. Bank Loans – Acquired (Unaffiliated)</b>												
20.1 NAIC 1	0	0	0	0	0	XXX	0	0.0	XXX	XXX	0	0
20.2 NAIC 2	0	0	0	0	0	XXX	0	0.0	XXX	XXX	0	0
20.3 NAIC 3	0	0	0	0	0	XXX	0	0.0	XXX	XXX	0	0
20.4 NAIC 4	0	0	0	0	0	XXX	0	0.0	XXX	XXX	0	0
20.5 NAIC 5	0	0	0	0	0	XXX	0	0.0	XXX	XXX	0	0
20.6 NAIC 6	0	0	0	0	0	XXX	0	0.0	XXX	XXX	0	0
20.7 Totals	0	0	0	0	0	XXX	0	0.0	XXX	XXX	0	0
<b>21. Bank Loans – Acquired (Affiliated)</b>												
21.1 NAIC 1	0	0	0	0	0	XXX	0	0.0	XXX	XXX	0	0
21.2 NAIC 2	0	0	0	0	0	XXX	0	0.0	XXX	XXX	0	0
21.3 NAIC 3	0	0	0	0	0	XXX	0	0.0	XXX	XXX	0	0
21.4 NAIC 4	0	0	0	0	0	XXX	0	0.0	XXX	XXX	0	0
21.5 NAIC 5	0	0	0	0	0	XXX	0	0.0	XXX	XXX	0	0
21.6 NAIC 6	0	0	0	0	0	XXX	0	0.0	XXX	XXX	0	0
21.7 Totals	0	0	0	0	0	XXX	0	0.0	XXX	XXX	0	0
<b>22. Mortgage Loans that Qualify as SVO-Identified Credit Tenant Loans (Unaffiliated)</b>												
22.1 NAIC 1	0	0	0	0	0	XXX	0	0.0	XXX	XXX	0	0
22.2 NAIC 2	0	0	0	0	0	XXX	0	0.0	XXX	XXX	0	0
22.3 NAIC 3	0	0	0	0	0	XXX	0	0.0	XXX	XXX	0	0
22.4 NAIC 4	0	0	0	0	0	XXX	0	0.0	XXX	XXX	0	0
22.5 NAIC 5	0	0	0	0	0	XXX	0	0.0	XXX	XXX	0	0
22.6 NAIC 6	0	0	0	0	0	XXX	0	0.0	XXX	XXX	0	0
22.7 Totals	0	0	0	0	0	XXX	0	0.0	XXX	XXX	0	0
<b>23. Mortgage Loans that Qualify as SVO-Identified Credit Tenant Loans (Affiliated)</b>												
23.1 NAIC 1	0	0	0	0	0	XXX	0	0.0	XXX	XXX	0	0
23.2 NAIC 2	0	0	0	0	0	XXX	0	0.0	XXX	XXX	0	0
23.3 NAIC 3	0	0	0	0	0	XXX	0	0.0	XXX	XXX	0	0
23.4 NAIC 4	0	0	0	0	0	XXX	0	0.0	XXX	XXX	0	0
23.5 NAIC 5	0	0	0	0	0	XXX	0	0.0	XXX	XXX	0	0
23.6 NAIC 6	0	0	0	0	0	XXX	0	0.0	XXX	XXX	0	0
23.7 Totals	0	0	0	0	0	XXX	0	0.0	XXX	XXX	0	0
<b>24. Certificates of Deposit (Unaffiliated)</b>												
24.1 NAIC 1	0	0	0	0	0	XXX	0	0.0	XXX	XXX	0	0
24.2 NAIC 2	0	0	0	0	0	XXX	0	0.0	XXX	XXX	0	0
24.3 NAIC 3	0	0	0	0	0	XXX	0	0.0	XXX	XXX	0	0
24.4 NAIC 4	0	0	0	0	0	XXX	0	0.0	XXX	XXX	0	0
24.5 NAIC 5	0	0	0	0	0	XXX	0	0.0	XXX	XXX	0	0
24.6 NAIC 6	0	0	0	0	0	XXX	0	0.0	XXX	XXX	0	0
24.7 Totals	0	0	0	0	0	XXX	0	0.0	XXX	XXX	0	0

ANNUAL STATEMENT FOR THE YEAR 2025 OF THE BRIDGEFIELD INDEMNITY INSURANCE COMPANY

**SCHEDULE D - PART 1A (Continued)**

Quality and Maturity Distribution of All Bonds Owned December 31, at Book/Adjusted Carrying Values by Major Types of Issues and NAIC Designations

NAIC Designation	1 1 Year or Less	2 Over 1 Year Through 5 Years	3 Over 5 Years Through 10 Years	4 Over 10 Years Through 20 Years	5 Over 20 Years	6 No Maturity Date	7 Total Current Year	8 Col. 7 as a % of Line 52.7	9 Total from Col. 7 Prior Year	10 % From Col. 8 Prior Year	11 Total Publicly Traded	12 Total Privately Placed (a)
<b>25. Certificates of Deposit (Affiliated)</b>												
25.1 NAIC 1	0	0	0	0	0	XXX	0	0.0	XXX	XXX	0	0
25.2 NAIC 2	0	0	0	0	0	XXX	0	0.0	XXX	XXX	0	0
25.3 NAIC 3	0	0	0	0	0	XXX	0	0.0	XXX	XXX	0	0
25.4 NAIC 4	0	0	0	0	0	XXX	0	0.0	XXX	XXX	0	0
25.5 NAIC 5	0	0	0	0	0	XXX	0	0.0	XXX	XXX	0	0
25.6 NAIC 6	0	0	0	0	0	XXX	0	0.0	XXX	XXX	0	0
25.7 Totals	0	0	0	0	0	XXX	0	0.0	XXX	XXX	0	0
<b>26. Other Issuer Credit Obligations (Unaffiliated)</b>												
26.1 NAIC 1	0	0	0	0	0	XXX	0	0.0	XXX	XXX	0	0
26.2 NAIC 2	0	0	0	0	0	XXX	0	0.0	XXX	XXX	0	0
26.3 NAIC 3	0	0	0	0	0	XXX	0	0.0	XXX	XXX	0	0
26.4 NAIC 4	0	0	0	0	0	XXX	0	0.0	XXX	XXX	0	0
26.5 NAIC 5	0	0	0	0	0	XXX	0	0.0	XXX	XXX	0	0
26.6 NAIC 6	0	0	0	0	0	XXX	0	0.0	XXX	XXX	0	0
26.7 Totals	0	0	0	0	0	XXX	0	0.0	XXX	XXX	0	0
<b>27. Other Issuer Credit Obligations (Affiliated)</b>												
27.1 NAIC 1	0	0	0	0	0	XXX	0	0.0	XXX	XXX	0	0
27.2 NAIC 2	0	0	0	0	0	XXX	0	0.0	XXX	XXX	0	0
27.3 NAIC 3	0	0	0	0	0	XXX	0	0.0	XXX	XXX	0	0
27.4 NAIC 4	0	0	0	0	0	XXX	0	0.0	XXX	XXX	0	0
27.5 NAIC 5	0	0	0	0	0	XXX	0	0.0	XXX	XXX	0	0
27.6 NAIC 6	0	0	0	0	0	XXX	0	0.0	XXX	XXX	0	0
27.7 Totals	0	0	0	0	0	XXX	0	0.0	XXX	XXX	0	0
<b>28. Agency Residential Mortgage-Backed Securities - Guaranteed</b>												
28.1 NAIC 1	0	0	0	0	0	XXX	0	0.0	XXX	XXX	0	0
28.2 NAIC 2	0	0	0	0	0	XXX	0	0.0	XXX	XXX	0	0
28.3 NAIC 3	0	0	0	0	0	XXX	0	0.0	XXX	XXX	0	0
28.4 NAIC 4	0	0	0	0	0	XXX	0	0.0	XXX	XXX	0	0
28.5 NAIC 5	0	0	0	0	0	XXX	0	0.0	XXX	XXX	0	0
28.6 NAIC 6	0	0	0	0	0	XXX	0	0.0	XXX	XXX	0	0
28.7 Totals	0	0	0	0	0	XXX	0	0.0	XXX	XXX	0	0
<b>29. Agency Commercial Mortgage-Backed Securities - Guaranteed</b>												
29.1 NAIC 1	0	0	0	0	0	XXX	0	0.0	XXX	XXX	0	0
29.2 NAIC 2	0	0	0	0	0	XXX	0	0.0	XXX	XXX	0	0
29.3 NAIC 3	0	0	0	0	0	XXX	0	0.0	XXX	XXX	0	0
29.4 NAIC 4	0	0	0	0	0	XXX	0	0.0	XXX	XXX	0	0
29.5 NAIC 5	0	0	0	0	0	XXX	0	0.0	XXX	XXX	0	0
29.6 NAIC 6	0	0	0	0	0	XXX	0	0.0	XXX	XXX	0	0
29.7 Totals	0	0	0	0	0	XXX	0	0.0	XXX	XXX	0	0
<b>30. Agency Residential Mortgage-Backed Securities - Not Guaranteed</b>												
30.1 NAIC 1	14,178	223,670	399,902	47,786	421,443	XXX	1,106,978	10.4	XXX	XXX	1,106,978	0
30.2 NAIC 2	0	0	0	0	0	XXX	0	0.0	XXX	XXX	0	0
30.3 NAIC 3	0	0	0	0	0	XXX	0	0.0	XXX	XXX	0	0
30.4 NAIC 4	0	0	0	0	0	XXX	0	0.0	XXX	XXX	0	0
30.5 NAIC 5	0	0	0	0	0	XXX	0	0.0	XXX	XXX	0	0
30.6 NAIC 6	0	0	0	0	0	XXX	0	0.0	XXX	XXX	0	0
30.7 Totals	14,178	223,670	399,902	47,786	421,443	XXX	1,106,978	10.4	XXX	XXX	1,106,978	0

S110

ANNUAL STATEMENT FOR THE YEAR 2025 OF THE BRIDGEFIELD INDEMNITY INSURANCE COMPANY

**SCHEDULE D - PART 1A (Continued)**

Quality and Maturity Distribution of All Bonds Owned December 31, at Book/Adjusted Carrying Values by Major Types of Issues and NAIC Designations

NAIC Designation	1 1 Year or Less	2 Over 1 Year Through 5 Years	3 Over 5 Years Through 10 Years	4 Over 10 Years Through 20 Years	5 Over 20 Years	6 No Maturity Date	7 Total Current Year	8 Col. 7 as a % of Line 52.7	9 Total from Col. 7 Prior Year	10 % From Col. 8 Prior Year	11 Total Publicly Traded	12 Total Privately Placed (a)
<b>31. Agency Commercial Mortgage-Backed Securities - Not Guaranteed</b>												
31.1 NAIC 1	0	0	0	0	0	XXX	0	0.0	XXX	XXX	0	0
31.2 NAIC 2	0	0	0	0	0	XXX	0	0.0	XXX	XXX	0	0
31.3 NAIC 3	0	0	0	0	0	XXX	0	0.0	XXX	XXX	0	0
31.4 NAIC 4	0	0	0	0	0	XXX	0	0.0	XXX	XXX	0	0
31.5 NAIC 5	0	0	0	0	0	XXX	0	0.0	XXX	XXX	0	0
31.6 NAIC 6	0	0	0	0	0	XXX	0	0.0	XXX	XXX	0	0
31.7 Totals	0	0	0	0	0	XXX	0	0.0	XXX	XXX	0	0
<b>32. Non-Agency Residential Mortgage-Backed Securities (Unaffiliated)</b>												
32.1 NAIC 1	517,817	609,324	748,773	825,980	180,483	XXX	2,882,377	27.1	XXX	XXX	0	2,882,377
32.2 NAIC 2	0	0	0	0	0	XXX	0	0.0	XXX	XXX	0	0
32.3 NAIC 3	0	0	0	0	0	XXX	0	0.0	XXX	XXX	0	0
32.4 NAIC 4	0	0	0	0	0	XXX	0	0.0	XXX	XXX	0	0
32.5 NAIC 5	0	0	0	0	0	XXX	0	0.0	XXX	XXX	0	0
32.6 NAIC 6	0	0	0	0	0	XXX	0	0.0	XXX	XXX	0	0
32.7 Totals	517,817	609,324	748,773	825,980	180,483	XXX	2,882,377	27.1	XXX	XXX	0	2,882,377
<b>33. Non-Agency Residential Mortgage-Backed Securities (Affiliated)</b>												
33.1 NAIC 1	0	0	0	0	0	XXX	0	0.0	XXX	XXX	0	0
33.2 NAIC 2	0	0	0	0	0	XXX	0	0.0	XXX	XXX	0	0
33.3 NAIC 3	0	0	0	0	0	XXX	0	0.0	XXX	XXX	0	0
33.4 NAIC 4	0	0	0	0	0	XXX	0	0.0	XXX	XXX	0	0
33.5 NAIC 5	0	0	0	0	0	XXX	0	0.0	XXX	XXX	0	0
33.6 NAIC 6	0	0	0	0	0	XXX	0	0.0	XXX	XXX	0	0
33.7 Totals	0	0	0	0	0	XXX	0	0.0	XXX	XXX	0	0
<b>34. Non-Agency Commercial Mortgage-Backed Securities (Unaffiliated)</b>												
34.1 NAIC 1	0	0	0	0	0	XXX	0	0.0	XXX	XXX	0	0
34.2 NAIC 2	0	0	0	0	0	XXX	0	0.0	XXX	XXX	0	0
34.3 NAIC 3	0	0	0	0	0	XXX	0	0.0	XXX	XXX	0	0
34.4 NAIC 4	0	0	0	0	0	XXX	0	0.0	XXX	XXX	0	0
34.5 NAIC 5	0	0	0	0	0	XXX	0	0.0	XXX	XXX	0	0
34.6 NAIC 6	0	0	0	0	0	XXX	0	0.0	XXX	XXX	0	0
34.7 Totals	0	0	0	0	0	XXX	0	0.0	XXX	XXX	0	0
<b>35. Non-Agency Commercial Mortgage-Backed Securities (Affiliated)</b>												
35.1 NAIC 1	0	0	0	0	0	XXX	0	0.0	XXX	XXX	0	0
35.2 NAIC 2	0	0	0	0	0	XXX	0	0.0	XXX	XXX	0	0
35.3 NAIC 3	0	0	0	0	0	XXX	0	0.0	XXX	XXX	0	0
35.4 NAIC 4	0	0	0	0	0	XXX	0	0.0	XXX	XXX	0	0
35.5 NAIC 5	0	0	0	0	0	XXX	0	0.0	XXX	XXX	0	0
35.6 NAIC 6	0	0	0	0	0	XXX	0	0.0	XXX	XXX	0	0
35.7 Totals	0	0	0	0	0	XXX	0	0.0	XXX	XXX	0	0
<b>36. Non-Agency – CLOs/CBOs/CDOs (Unaffiliated)</b>												
36.1 NAIC 1	318,220	181,780	0	0	0	XXX	500,000	4.7	XXX	XXX	0	500,000
36.2 NAIC 2	0	0	0	0	0	XXX	0	0.0	XXX	XXX	0	0
36.3 NAIC 3	0	0	0	0	0	XXX	0	0.0	XXX	XXX	0	0
36.4 NAIC 4	0	0	0	0	0	XXX	0	0.0	XXX	XXX	0	0
36.5 NAIC 5	0	0	0	0	0	XXX	0	0.0	XXX	XXX	0	0
36.6 NAIC 6	0	0	0	0	0	XXX	0	0.0	XXX	XXX	0	0
36.7 Totals	318,220	181,780	0	0	0	XXX	500,000	4.7	XXX	XXX	0	500,000

ANNUAL STATEMENT FOR THE YEAR 2025 OF THE BRIDGEFIELD INDEMNITY INSURANCE COMPANY

**SCHEDULE D - PART 1A (Continued)**

Quality and Maturity Distribution of All Bonds Owned December 31, at Book/Adjusted Carrying Values by Major Types of Issues and NAIC Designations

NAIC Designation	1 1 Year or Less	2 Over 1 Year Through 5 Years	3 Over 5 Years Through 10 Years	4 Over 10 Years Through 20 Years	5 Over 20 Years	6 No Maturity Date	7 Total Current Year	8 Col. 7 as a % of Line 52.7	9 Total from Col. 7 Prior Year	10 % From Col. 8 Prior Year	11 Total Publicly Traded	12 Total Privately Placed (a)
<b>37. Non-Agency – CLOs/CBOs/CDOs (Affiliated)</b>												
37.1 NAIC 1 .....	0	0	0	0	0	XXX	0	0.0	XXX	XXX	0	0
37.2 NAIC 2 .....	0	0	0	0	0	XXX	0	0.0	XXX	XXX	0	0
37.3 NAIC 3 .....	0	0	0	0	0	XXX	0	0.0	XXX	XXX	0	0
37.4 NAIC 4 .....	0	0	0	0	0	XXX	0	0.0	XXX	XXX	0	0
37.5 NAIC 5 .....	0	0	0	0	0	XXX	0	0.0	XXX	XXX	0	0
37.6 NAIC 6 .....	0	0	0	0	0	XXX	0	0.0	XXX	XXX	0	0
37.7 Totals	0	0	0	0	0	XXX	0	0.0	XXX	XXX	0	0
<b>38. Other Financial Asset-Backed Securities (Unaffiliated)</b>												
38.1 NAIC 1 .....	0	0	0	0	0	XXX	0	0.0	XXX	XXX	0	0
38.2 NAIC 2 .....	0	0	0	0	0	XXX	0	0.0	XXX	XXX	0	0
38.3 NAIC 3 .....	0	0	0	0	0	XXX	0	0.0	XXX	XXX	0	0
38.4 NAIC 4 .....	0	0	0	0	0	XXX	0	0.0	XXX	XXX	0	0
38.5 NAIC 5 .....	0	0	0	0	0	XXX	0	0.0	XXX	XXX	0	0
38.6 NAIC 6 .....	0	0	0	0	0	XXX	0	0.0	XXX	XXX	0	0
38.7 Totals	0	0	0	0	0	XXX	0	0.0	XXX	XXX	0	0
<b>39. Other Financial Asset-Backed Securities (Affiliated)</b>												
39.1 NAIC 1 .....	0	0	0	0	0	XXX	0	0.0	XXX	XXX	0	0
39.2 NAIC 2 .....	0	0	0	0	0	XXX	0	0.0	XXX	XXX	0	0
39.3 NAIC 3 .....	0	0	0	0	0	XXX	0	0.0	XXX	XXX	0	0
39.4 NAIC 4 .....	0	0	0	0	0	XXX	0	0.0	XXX	XXX	0	0
39.5 NAIC 5 .....	0	0	0	0	0	XXX	0	0.0	XXX	XXX	0	0
39.6 NAIC 6 .....	0	0	0	0	0	XXX	0	0.0	XXX	XXX	0	0
39.7 Totals	0	0	0	0	0	XXX	0	0.0	XXX	XXX	0	0
<b>40. Equity-Backed Securities (Unaffiliated)</b>												
40.1 NAIC 1 .....	0	0	0	0	0	XXX	0	0.0	XXX	XXX	0	0
40.2 NAIC 2 .....	0	0	0	0	0	XXX	0	0.0	XXX	XXX	0	0
40.3 NAIC 3 .....	0	0	0	0	0	XXX	0	0.0	XXX	XXX	0	0
40.4 NAIC 4 .....	0	0	0	0	0	XXX	0	0.0	XXX	XXX	0	0
40.5 NAIC 5 .....	0	0	0	0	0	XXX	0	0.0	XXX	XXX	0	0
40.6 NAIC 6 .....	0	0	0	0	0	XXX	0	0.0	XXX	XXX	0	0
40.7 Totals	0	0	0	0	0	XXX	0	0.0	XXX	XXX	0	0
<b>41. Equity-Backed Securities (Affiliated)</b>												
41.1 NAIC 1 .....	0	0	0	0	0	XXX	0	0.0	XXX	XXX	0	0
41.2 NAIC 2 .....	0	0	0	0	0	XXX	0	0.0	XXX	XXX	0	0
41.3 NAIC 3 .....	0	0	0	0	0	XXX	0	0.0	XXX	XXX	0	0
41.4 NAIC 4 .....	0	0	0	0	0	XXX	0	0.0	XXX	XXX	0	0
41.5 NAIC 5 .....	0	0	0	0	0	XXX	0	0.0	XXX	XXX	0	0
41.6 NAIC 6 .....	0	0	0	0	0	XXX	0	0.0	XXX	XXX	0	0
41.7 Totals	0	0	0	0	0	XXX	0	0.0	XXX	XXX	0	0
<b>42. Other Financial Asset-Backed Securities – Not Self-Liquidating (Unaffiliated)</b>												
42.1 NAIC 1 .....	0	0	0	0	0	XXX	0	0.0	XXX	XXX	0	0
42.2 NAIC 2 .....	0	0	0	0	0	XXX	0	0.0	XXX	XXX	0	0
42.3 NAIC 3 .....	0	0	0	0	0	XXX	0	0.0	XXX	XXX	0	0
42.4 NAIC 4 .....	0	0	0	0	0	XXX	0	0.0	XXX	XXX	0	0
42.5 NAIC 5 .....	0	0	0	0	0	XXX	0	0.0	XXX	XXX	0	0
42.6 NAIC 6 .....	0	0	0	0	0	XXX	0	0.0	XXX	XXX	0	0
42.7 Totals	0	0	0	0	0	XXX	0	0.0	XXX	XXX	0	0

ANNUAL STATEMENT FOR THE YEAR 2025 OF THE BRIDGEFIELD INDEMNITY INSURANCE COMPANY

**SCHEDULE D - PART 1A (Continued)**

Quality and Maturity Distribution of All Bonds Owned December 31, at Book/Adjusted Carrying Values by Major Types of Issues and NAIC Designations

NAIC Designation	1 1 Year or Less	2 Over 1 Year Through 5 Years	3 Over 5 Years Through 10 Years	4 Over 10 Years Through 20 Years	5 Over 20 Years	6 No Maturity Date	7 Total Current Year	8 Col. 7 as a % of Line 52.7	9 Total from Col. 7 Prior Year	10 % From Col. 8 Prior Year	11 Total Publicly Traded	12 Total Privately Placed (a)
<b>43. Other Financial Asset-Backed Securities – Not Self-Liquidating (Affiliated)</b>												
43.1 NAIC 1	0	0	0	0	0	XXX	0	0.0	XXX	XXX	0	0
43.2 NAIC 2	0	0	0	0	0	XXX	0	0.0	XXX	XXX	0	0
43.3 NAIC 3	0	0	0	0	0	XXX	0	0.0	XXX	XXX	0	0
43.4 NAIC 4	0	0	0	0	0	XXX	0	0.0	XXX	XXX	0	0
43.5 NAIC 5	0	0	0	0	0	XXX	0	0.0	XXX	XXX	0	0
43.6 NAIC 6	0	0	0	0	0	XXX	0	0.0	XXX	XXX	0	0
43.7 Totals	0	0	0	0	0	XXX	0	0.0	XXX	XXX	0	0
<b>44. Lease-Backed Securities – Practical Expedient (Unaffiliated)</b>												
44.1 NAIC 1	0	0	0	0	0	XXX	0	0.0	XXX	XXX	0	0
44.2 NAIC 2	0	0	0	0	0	XXX	0	0.0	XXX	XXX	0	0
44.3 NAIC 3	0	0	0	0	0	XXX	0	0.0	XXX	XXX	0	0
44.4 NAIC 4	0	0	0	0	0	XXX	0	0.0	XXX	XXX	0	0
44.5 NAIC 5	0	0	0	0	0	XXX	0	0.0	XXX	XXX	0	0
44.6 NAIC 6	0	0	0	0	0	XXX	0	0.0	XXX	XXX	0	0
44.7 Totals	0	0	0	0	0	XXX	0	0.0	XXX	XXX	0	0
<b>45. Lease-Backed Securities – Practical Expedient (Affiliated)</b>												
45.1 NAIC 1	0	0	0	0	0	XXX	0	0.0	XXX	XXX	0	0
45.2 NAIC 2	0	0	0	0	0	XXX	0	0.0	XXX	XXX	0	0
45.3 NAIC 3	0	0	0	0	0	XXX	0	0.0	XXX	XXX	0	0
45.4 NAIC 4	0	0	0	0	0	XXX	0	0.0	XXX	XXX	0	0
45.5 NAIC 5	0	0	0	0	0	XXX	0	0.0	XXX	XXX	0	0
45.6 NAIC 6	0	0	0	0	0	XXX	0	0.0	XXX	XXX	0	0
45.7 Totals	0	0	0	0	0	XXX	0	0.0	XXX	XXX	0	0
<b>46. Other Non-Financial Asset-Backed Securities – Practical Expedient (Unaffiliated)</b>												
46.1 NAIC 1	0	0	0	0	0	XXX	0	0.0	XXX	XXX	0	0
46.2 NAIC 2	4,857	456,566	0	0	0	XXX	461,423	4.3	XXX	XXX	0	461,423
46.3 NAIC 3	0	0	0	0	0	XXX	0	0.0	XXX	XXX	0	0
46.4 NAIC 4	0	0	0	0	0	XXX	0	0.0	XXX	XXX	0	0
46.5 NAIC 5	0	0	0	0	0	XXX	0	0.0	XXX	XXX	0	0
46.6 NAIC 6	0	0	0	0	0	XXX	0	0.0	XXX	XXX	0	0
46.7 Totals	4,857	456,566	0	0	0	XXX	461,423	4.3	XXX	XXX	0	461,423
<b>47. Other Non-Financial Asset-Backed Securities – Practical Expedient (Affiliated)</b>												
47.1 NAIC 1	0	0	0	0	0	XXX	0	0.0	XXX	XXX	0	0
47.2 NAIC 2	0	0	0	0	0	XXX	0	0.0	XXX	XXX	0	0
47.3 NAIC 3	0	0	0	0	0	XXX	0	0.0	XXX	XXX	0	0
47.4 NAIC 4	0	0	0	0	0	XXX	0	0.0	XXX	XXX	0	0
47.5 NAIC 5	0	0	0	0	0	XXX	0	0.0	XXX	XXX	0	0
47.6 NAIC 6	0	0	0	0	0	XXX	0	0.0	XXX	XXX	0	0
47.7 Totals	0	0	0	0	0	XXX	0	0.0	XXX	XXX	0	0
<b>48. Lease-Backed Securities – Full Analysis (Unaffiliated)</b>												
48.1 NAIC 1	0	0	0	0	0	XXX	0	0.0	XXX	XXX	0	0
48.2 NAIC 2	0	0	0	0	0	XXX	0	0.0	XXX	XXX	0	0
48.3 NAIC 3	0	0	0	0	0	XXX	0	0.0	XXX	XXX	0	0
48.4 NAIC 4	0	0	0	0	0	XXX	0	0.0	XXX	XXX	0	0
48.5 NAIC 5	0	0	0	0	0	XXX	0	0.0	XXX	XXX	0	0
48.6 NAIC 6	0	0	0	0	0	XXX	0	0.0	XXX	XXX	0	0
48.7 Totals	0	0	0	0	0	XXX	0	0.0	XXX	XXX	0	0

ANNUAL STATEMENT FOR THE YEAR 2025 OF THE BRIDGEFIELD INDEMNITY INSURANCE COMPANY

**SCHEDULE D - PART 1A (Continued)**

Quality and Maturity Distribution of All Bonds Owned December 31, at Book/Adjusted Carrying Values by Major Types of Issues and NAIC Designations

NAIC Designation	1 1 Year or Less	2 Over 1 Year Through 5 Years	3 Over 5 Years Through 10 Years	4 Over 10 Years Through 20 Years	5 Over 20 Years	6 No Maturity Date	7 Total Current Year	8 Col. 7 as a % of Line 52.7	9 Total from Col. 7 Prior Year	10 % From Col. 8 Prior Year	11 Total Publicly Traded	12 Total Privately Placed (a)
<b>49. Lease-Backed Securities – Full Analysis (Affiliated)</b>												
49.1 NAIC 1 .....	0	0	0	0	0	XXX	0	0.0	XXX	XXX	0	0
49.2 NAIC 2 .....	0	0	0	0	0	XXX	0	0.0	XXX	XXX	0	0
49.3 NAIC 3 .....	0	0	0	0	0	XXX	0	0.0	XXX	XXX	0	0
49.4 NAIC 4 .....	0	0	0	0	0	XXX	0	0.0	XXX	XXX	0	0
49.5 NAIC 5 .....	0	0	0	0	0	XXX	0	0.0	XXX	XXX	0	0
49.6 NAIC 6 .....	0	0	0	0	0	XXX	0	0.0	XXX	XXX	0	0
49.7 Totals	0	0	0	0	0	XXX	0	0.0	XXX	XXX	0	0
<b>50. Other Non-Financial Asset-Backed Securities – Full Analysis (Unaffiliated)</b>												
50.1 NAIC 1 .....	0	0	0	0	0	XXX	0	0.0	XXX	XXX	0	0
50.2 NAIC 2 .....	0	0	0	0	0	XXX	0	0.0	XXX	XXX	0	0
50.3 NAIC 3 .....	0	0	0	0	0	XXX	0	0.0	XXX	XXX	0	0
50.4 NAIC 4 .....	0	0	0	0	0	XXX	0	0.0	XXX	XXX	0	0
50.5 NAIC 5 .....	0	0	0	0	0	XXX	0	0.0	XXX	XXX	0	0
50.6 NAIC 6 .....	0	0	0	0	0	XXX	0	0.0	XXX	XXX	0	0
50.7 Totals	0	0	0	0	0	XXX	0	0.0	XXX	XXX	0	0
<b>51. Other Non-Financial Asset-Backed Securities – Full Analysis (Affiliated)</b>												
51.1 NAIC 1 .....	0	0	0	0	0	XXX	0	0.0	XXX	XXX	0	0
51.2 NAIC 2 .....	0	0	0	0	0	XXX	0	0.0	XXX	XXX	0	0
51.3 NAIC 3 .....	0	0	0	0	0	XXX	0	0.0	XXX	XXX	0	0
51.4 NAIC 4 .....	0	0	0	0	0	XXX	0	0.0	XXX	XXX	0	0
51.5 NAIC 5 .....	0	0	0	0	0	XXX	0	0.0	XXX	XXX	0	0
51.6 NAIC 6 .....	0	0	0	0	0	XXX	0	0.0	XXX	XXX	0	0
51.7 Totals	0	0	0	0	0	XXX	0	0.0	XXX	XXX	0	0

ANNUAL STATEMENT FOR THE YEAR 2025 OF THE BRIDGEFIELD INDEMNITY INSURANCE COMPANY

**SCHEDULE D - PART 1A (Continued)**

Quality and Maturity Distribution of All Bonds Owned December 31, at Book/Adjusted Carrying Values by Major Types of Issues and NAIC Designations

NAIC Designation	1 1 Year or Less	2 Over 1 Year Through 5 Years	3 Over 5 Years Through 10 Years	4 Over 10 Years Through 20 Years	5 Over 20 Years	6 No Maturity Date	7 Total Current Year	8 Col. 7 as a % of Line 52.7	9 Total from Col. 7 Prior Year	10 % From Col. 8 Prior Year	11 Total Publicly Traded	12 Total Privately Placed (a)
<b>52. Total Bonds Current Year</b>												
52.1 NAIC 1	(d) 850,214	4,878,880	1,648,674	873,767	601,926	0	8,853,461	83.2	XXX	XXX	4,850,378	4,003,083
52.2 NAIC 2	(d) 4,857	866,841	916,880	0	0	0	1,788,578	16.8	XXX	XXX	1,327,155	461,423
52.3 NAIC 3	(d) 0	0	0	0	0	0	0	0.0	XXX	XXX	0	0
52.4 NAIC 4	(d) 0	0	0	0	0	0	0	0.0	XXX	XXX	0	0
52.5 NAIC 5	(d) 0	0	0	0	0	0	0	0.0	XXX	XXX	0	0
52.6 NAIC 6	(d) 0	0	0	0	0	0	0	0.0	XXX	XXX	0	0
52.7 Totals	855,071	5,745,721	2,565,554	873,767	601,926	0	(b) 10,642,039	100.0	XXX	XXX	6,177,533	4,464,506
52.8 Line 52.7 as a % of Col. 7	8.0	54.0	24.1	8.2	5.7	0.0	100.0	XXX	XXX	XXX	58.0	42.0
<b>53. Total Bonds Prior Year</b>												
53.1 NAIC 1	539,079	5,309,367	1,515,275	859,699	830,913	0	XXX	XXX	9,054,333	83.7	5,080,500	3,973,834
53.2 NAIC 2	4,791	455,160	1,302,102	0	0	0	XXX	XXX	1,762,053	16.3	1,302,102	459,952
53.3 NAIC 3	0	0	0	0	0	0	XXX	XXX	0	0.0	0	0
53.4 NAIC 4	0	0	0	0	0	0	XXX	XXX	0	0.0	0	0
53.5 NAIC 5	0	0	0	0	0	0	XXX	XXX	(c) 0	0.0	0	0
53.6 NAIC 6	0	0	0	0	0	0	XXX	XXX	(c) 0	0.0	0	0
53.7 Totals	543,870	5,764,528	2,817,377	859,699	830,913	0	XXX	XXX	(b) 10,816,387	100.0	6,382,601	4,433,785
53.8 Line 53.7 as a % of Col. 9	5.0	53.3	26.0	7.9	7.7	0.0	XXX	XXX	100.0	XXX	59.0	41.0
<b>54. Total Publicly Traded Bonds</b>												
54.1 NAIC 1	14,178	3,967,070	399,902	47,786	421,443	0	4,850,378	45.6	XXX	XXX	4,850,378	XXX
54.2 NAIC 2	0	410,275	916,880	0	0	0	1,327,155	12.5	XXX	XXX	1,327,155	XXX
54.3 NAIC 3	0	0	0	0	0	0	0	0.0	XXX	XXX	0	XXX
54.4 NAIC 4	0	0	0	0	0	0	0	0.0	XXX	XXX	0	XXX
54.5 NAIC 5	0	0	0	0	0	0	0	0.0	XXX	XXX	0	XXX
54.6 NAIC 6	0	0	0	0	0	0	0	0.0	XXX	XXX	0	XXX
54.7 Totals	14,178	4,377,344	1,316,782	47,786	421,443	0	6,177,533	58.0	XXX	XXX	6,177,533	XXX
54.8 Line 54.7 as a % of Col. 7	0.2	70.9	21.3	0.8	6.8	0.0	100.0	XXX	XXX	XXX	100.0	XXX
54.9 Line 54.7 as a % of Line 52.7, Col. 7, Section 52	0.1	41.1	12.4	0.4	4.0	0.0	58.0	XXX	XXX	XXX	58.0	XXX
<b>55. Total Privately Placed Bonds</b>												
55.1 NAIC 1	836,036	911,811	1,248,773	825,980	180,483	0	4,003,083	37.6	XXX	XXX	XXX	4,003,083
55.2 NAIC 2	4,857	456,566	0	0	0	0	461,423	4.3	XXX	XXX	XXX	461,423
55.3 NAIC 3	0	0	0	0	0	0	0	0.0	XXX	XXX	XXX	0
55.4 NAIC 4	0	0	0	0	0	0	0	0.0	XXX	XXX	XXX	0
55.5 NAIC 5	0	0	0	0	0	0	0	0.0	XXX	XXX	XXX	0
55.6 NAIC 6	0	0	0	0	0	0	0	0.0	XXX	XXX	XXX	0
55.7 Totals	840,894	1,368,377	1,248,773	825,980	180,483	0	4,464,506	42.0	XXX	XXX	XXX	4,464,506
55.8 Line 55.7 as a % of Col. 7	18.8	30.7	28.0	18.5	4.0	0.0	100.0	XXX	XXX	XXX	XXX	100.0
55.9 Line 55.7 as a % of Line 52.7, Col. 7, Section 52	7.9	12.9	11.7	7.8	1.7	0.0	42.0	XXX	XXX	XXX	XXX	42.0

(a) Includes \$ 4,464,506 freely tradable under SEC Rule 144 or qualified for resale under SEC Rule 144A.

(b) Includes \$ 0 current year of bonds with Z designations and \$ 0 prior year of bonds with Z designations. The letter "Z" means the NAIC designation was not assigned by the Securities Valuation Office (SVO) at the date of the statement.

(c) Includes \$ 0 current year, \$ 0 prior year of bonds with 5GI designations and \$ 0 current year, \$ 0 prior year of bonds with 6\* designations. "5GI" means the NAIC designation was assigned by the (SVO) in reliance on the insurer's certification that the issuer is current in all principal and interest payments. "6\*" means the NAIC designation was assigned by the SVO due to inadequate certification of principal and interest payments.

(d) Includes the following amount of short-term and cash equivalent bonds by NAIC designation: NAIC 1 \$ 0 ; NAIC 2 \$ 0 ; NAIC 3 \$ 0 ; NAIC 4 \$ 0 ; NAIC 5 \$ 0 ; NAIC 6 \$ 0

Schedule DA - Verification - Short-Term Investments

**N O N E**

Schedule DB - Part A - Verification - Options, Caps, Floors, Collars, Swaps and Forwards

**N O N E**

Schedule DB - Part B - Verification - Futures Contracts

**N O N E**

Schedule DB - Part C - Section 1 - Replication (Synthetic Asset) Transactions (RSATs) Open

**N O N E**

Schedule DB-Part C-Section 2-Reconciliation of Replication (Synthetic Asset) Transactions Open

**N O N E**

Schedule DB - Verification - Book/Adjusted Carrying Value, Fair Value and Potential Exposure of  
Derivatives

**N O N E**

ANNUAL STATEMENT FOR THE YEAR 2025 OF THE BRIDGEFIELD INDEMNITY INSURANCE COMPANY

**SCHEDULE E - PART 2 - VERIFICATION BETWEEN YEARS**

(Cash Equivalents)

	1	2	3	4
	Total	Bonds	Money Market Mutual funds	Other
1. Book/adjusted carrying value, December 31 of prior year .....	1,367,797	0	1,367,797	0
2. Cost of cash equivalents acquired .....	16,410,717	0	16,410,717	0
3. Accrual of discount .....	0	0	0	0
4. Unrealized valuation increase/(decrease) .....	0	0	0	0
5. Total gain (loss) on disposals .....	0	0	0	0
6. Deduct consideration received on disposals .....	14,089,872	0	14,089,872	0
7. Deduct amortization of premium .....	0	0	0	0
8. Total foreign exchange change in book/adjusted carrying value .....	0	0	0	0
9. Deduct current year's other-than-temporary impairment recognized .....	0	0	0	0
10. Book/adjusted carrying value at end of current period (Lines 1+2+3+4+5-6-7+8-9) .....	3,688,641	0	3,688,641	0
11. Deduct total nonadmitted amounts .....	0	0	0	0
12. Statement value at end of current period (Line 10 minus Line 11)	3,688,641	0	3,688,641	0

Schedule A - Part 1 - Real Estate Owned

**NONE**

Schedule A - Part 2 - Real Estate Acquired and Additions Made

**NONE**

Schedule A - Part 3 - Real Estate Disposed

**NONE**

Schedule B - Part 1 - Mortgage Loans Owned

**NONE**

Schedule B - Part 2 - Mortgage Loans Acquired and Additions Made

**NONE**

Schedule B - Part 3 - Mortgage Loans Disposed, Transferred or Repaid

**NONE**

Schedule BA - Part 1 - Other Long-Term Invested Assets Owned

**NONE**

Schedule BA - Part 2 - Other Long-Term Invested Assets Acquired and Additions Made

**NONE**

Schedule BA - Part 3 - Other Long-Term Invested Assets Disposed, Transferred or Repaid

**NONE**

ANNUAL STATEMENT FOR THE YEAR 2025 OF THE BRIDGEFIELD INDEMNITY INSURANCE COMPANY

**SCHEDULE D - PART 1 - SECTION 1**

Showing All Long-Term BONDS - ISSUER CREDIT OBLIGATIONS Owned December 31 of Current Year

1	2	3	4	5	6	7	8	Change in Book/Adjusted Carrying Value				Interest			Dates		20		
								9	10	11	12	13	14	15	16	17		18	19
CUSIP Identification	Description	Re-stricted Asset Code	NAIC Designation, NAIC Designation Modifier and SVO Administrative Symbol	Actual Cost	Par Value	Fair Value	Book/ Adjusted Carrying Value	Unrealized Valuation Increase/ (Decrease)	Current Year's (Amor-tization)/ Accretion	Current Year's Other-Than-Temporary Impairment Recognized	Total Foreign Exchange Change in Book/ Adjusted Carrying Value	Stated Rate of	Effective Rate of	When Paid	Interest Income Due & Accrued	Interest Received During Year	Acquired	Stated Contractual Maturity Date	Payment Due at Maturity
912828-27-8	UNITED STATES TREASURY	SD	1.A	295,031	300,000	293,590	298,873	0	1,022	0	0	1.500	1.852	JJ	1,883	4,500	02/22/2022	01/31/2027	302,250
91282C-JF-9	UNITED STATES TREASURY	SD	1.A	101,967	100,000	103,551	101,178	0	(383)	0	0	4.875	4.427	AO	835	4,875	11/16/2023	10/31/2028	102,438
91282C-JN-2	UNITED STATES TREASURY	SD	1.A	100,412	100,000	102,277	100,253	0	(80)	0	0	4.375	4.281	MN	385	4,375	12/11/2023	11/30/2028	102,188
91282C-KD-2	UNITED STATES TREASURY	SD	1.A	500,839	500,000	510,157	500,562	0	(161)	0	0	4.250	4.211	FA	7,220	21,250	03/20/2024	02/28/2029	510,625
91282C-KV-2	UNITED STATES TREASURY	SD	1.A	1,505,278	1,500,000	1,523,966	1,502,710	0	(1,766)	0	0	4.625	4.495	JD	3,240	69,375	06/27/2024	06/15/2027	1,534,688
91282C-LK-5	UNITED STATES TREASURY	SD	1.A	156,438	155,000	155,036	156,087	0	(271)	0	0	3.625	3.420	FA	1,909	5,619	09/10/2024	08/31/2029	157,809
91282C-LK-5	UNITED STATES TREASURY	SD	1.A	5,046	5,000	5,001	5,035	0	(9)	0	0	3.625	3.420	FA	62	181	09/10/2024	08/31/2029	5,091
91282C-LR-0	UNITED STATES TREASURY	SD	1.A	129,196	130,000	132,265	129,372	0	154	0	0	4.125	4.263	AO	918	5,363	11/06/2024	10/31/2029	132,681
001999999. Subtotal - issuer credit obligations - U.S. government obligations (exempt from RBC)				2,794,208	2,790,000	2,825,842	2,794,071	0	(1,494)	0	0	XXX	XXX	XXX	16,452	115,538	XXX	XXX	2,847,769
125491-AN-0	CI FINANCIAL CORP		2.C FE	366,930	500,000	453,743	410,275	0	14,406	0	0	3.200	7.613	JD	622	16,000	09/23/2022	12/17/2030	508,000
45823T-AL-0	INTACT FINANCIAL CORP		1.G FE	500,000	500,000	514,961	500,000	0	0	0	0	5.459	5.459	MS	7,506	27,295	09/15/2022	09/22/2032	513,648
49326E-EN-9	KEYCORP		2.B FE	500,000	500,000	499,244	500,000	0	0	0	0	4.789	4.789	JD	1,995	23,945	05/16/2022	06/01/2033	511,973
539439-AQ-2	LLOYDS BANKING GROUP PLC		1.G FE	430,525	500,000	495,878	464,078	0	11,194	0	0	3.574	6.379	MN	2,681	17,870	10/14/2022	11/07/2028	504,468
639057-AF-5	NATWEST GROUP PLC		1.G FE	471,035	500,000	512,502	485,251	0	4,750	0	0	5.516	6.712	MS	6,972	27,580	10/14/2022	09/30/2028	513,790
876030-AA-5	TAPESTRY INC		2.B FE	384,390	500,000	455,545	416,880	0	10,647	0	0	3.050	6.334	MS	4,490	15,250	09/22/2022	03/15/2032	507,625
008999999. Subtotal - issuer credit obligations - corporate bonds (unaffiliated)				2,652,880	3,000,000	2,931,872	2,776,483	0	40,997	0	0	XXX	XXX	XXX	24,266	127,940	XXX	XXX	3,059,503
04685A-3C-3	ATHENE GLOBAL FUNDING	SD	1.E FE	109,647	130,000	122,242	120,706	0	3,231	0	0	1.985	4.914	FA	946	2,581	05/06/2022	08/19/2028	131,290
012999999. Subtotal - issuer credit obligations - single entity backed obligations (unaffiliated)				109,647	130,000	122,242	120,706	0	3,231	0	0	XXX	XXX	XXX	946	2,581	XXX	XXX	131,290
048999999. Total - issuer credit obligations (unaffiliated)				5,556,736	5,920,000	5,879,956	5,691,260	0	42,734	0	0	XXX	XXX	XXX	41,665	246,058	XXX	XXX	6,038,562
049999999. Total - issuer credit obligations (affiliated)				0	0	0	0	0	0	0	0	XXX	XXX	XXX	0	0	XXX	XXX	0
050999999 - Total - issuer credit obligations				5,556,736	5,920,000	5,879,956	5,691,260	0	42,734	0	0	XXX	XXX	XXX	41,665	246,058	XXX	XXX	6,038,562

1. Line Book/Adjusted Carrying Value by NAIC Designation Category Footnote:

Number	1A	1A ..\$	2,794,071	1B ..\$	0	1C ..\$	0	1D ..\$	0	1E ..\$	120,706	1F ..\$	0	1G ..\$	1,449,329
	1B	2A ..\$	0	2B ..\$	916,880	2C ..\$	410,275								
	1C	3A ..\$	0	3B ..\$	0	3C ..\$	0								
	1D	4A ..\$	0	4B ..\$	0	4C ..\$	0								
	1E	5A ..\$	0	5B ..\$	0	5C ..\$	0								
	1F	6 ..\$	0												

E 10

ANNUAL STATEMENT FOR THE YEAR 2025 OF THE BRIDGEFIELD INDEMNITY INSURANCE COMPANY

**SCHEDULE D - PART 1 - SECTION 2**

Showing All Long-Term BONDS - ASSET-BACKED SECURITIES Owned December 31 of Current Year

1	2	3	4	5	6	7	8	Change in Book/Adjusted Carrying Value				Interest				Dates		20	21	
								9	10	11	12	13	14	15	16	17	18			19
CUSIP Identification	Description	Restricted Asset Code	NAIC Designation, NAIC Designation Modifier and SVO Administrative Symbol	Actual Cost	Par Value	Fair Value	Book/Adjusted Carrying Value	Unrealized Valuation Increase/(Decrease)	Current Year's (Amortization)/Accretion	Temporary Impairment Recognized	Total Foreign Exchange Change in Book/Adjusted Carrying Value	Stated Rate of	Effective Rate of	When Paid	Interest Income Due & Accrued	Interest Received During Year	Acquired	Stated Contractual Maturity Date	Payment Due at Maturity	Origination Ballon Payment %
3137HB-2V-5	FRETE ML-19 AUS - CMBS/RMBS		1.B FE	439,802	484,464	485,734	446,288	0	3,112	0	0	3.996	5.250	MON	1,613	19,434	11/15/2023	12/26/2036	4,505	
31400C-DT-0	FN CA4613 - RMBS		1.A	31,400	30,902	28,715	31,199	0	(9)	0	0	3.500	3.348	MON	90	1,082	11/07/2019	11/01/2049	39	
31418D-HY-1	FN MA3846 - RMBS		1.A	47,708	47,552	41,941	47,634	0	(4)	0	0	3.000	2.966	MON	119	1,427	10/18/2019	11/01/2049	67	
34074M-A6-8	FLORIDA HOUSING FINANCE CORPORATION - RM		1.A FE	354,159	335,000	345,620	341,780	0	(5,672)	0	0	5.000	4.688	JJ	17,637	17,637	05/18/2022	01/01/2053	343,375	
45201Y-M8-7	ILLINOIS HSG DEV AUTH REV - RMBS		1.C FE	79,313	75,000	74,911	75,066	0	(776)	0	0	3.500	2.444	FA	1,094	3,000	03/11/2020	08/01/2046	76,313	
594654-GD-1	MICHIGAN ST HSG DEV AUTH SINGLE FAMILY M		1.C FE	174,454	160,000	160,307	165,011	0	(1,634)	0	0	3.750	2.627	JD	500	6,474	10/09/2019	06/01/2050	163,000	
1039999999	Subtotal - asset-backed securities - financial asset-backed securities - self-liquidating - agency residential mortgage-backed securities - not/partially guaranteed (not exempt from RBC)			1,126,835	1,132,919	1,137,228	1,106,978	0	(4,982)	0	0	XXX	XXX	XXX	21,291	49,053	XXX	XXX	587,298	XXX
12659Y-AA-2	COLT 2022-3 A1 - RMBS		1.A FE	654,703	654,709	642,036	669,871	0	5,447	0	0	3.901	4.503	MON	2,128	25,540	03/17/2022	02/25/2067	203	
46655G-AB-1	JPMMT 2022-4 A2 - RMBS		1.A	1,443,982	1,534,366	1,405,504	1,458,013	0	3,637	0	0	3.500	4.298	MON	4,475	53,703	04/27/2022	10/25/2052	653	
74938D-AA-1	RCKT 213 A1 - RMBS		1.A	289,185	340,343	285,924	289,236	0	50	0	0	2.500	4.574	MON	142	1,425	10/28/2025	07/25/2051	393	
81748U-AA-8	SEMT 25S2 A1 - RMBS		1.A	465,189	497,446	466,057	465,257	0	68	0	0	4.000	4.372	MON	1,658	1,658	11/07/2025	11/25/2055	499,104	
1059999999	Subtotal - asset-backed securities - financial asset-backed securities - self-liquidating - non-agency residential mortgage-backed securities (unaffiliated)			2,853,060	3,026,864	2,799,520	2,882,377	0	9,202	0	0	XXX	XXX	XXX	8,404	82,326	XXX	XXX	500,352	XXX
98878F-AC-3	ZOCP 2021-1 A1F - CDO		1.A FE	500,000	500,000	492,277	500,000	0	0	0	0	2.571	2.579	JAJO	2,713	12,855	05/28/2021	07/15/2033	31,618	
1099999999	Subtotal - asset-backed securities - financial asset-backed securities - self-liquidating - non-agency - CLOs/CBOs/CDOs (unaffiliated)			500,000	500,000	492,277	500,000	0	0	0	0	XXX	XXX	XXX	2,713	12,855	XXX	XXX	31,618	XXX
1209999999	Subtotal - asset-backed securities - financial asset-backed securities - self-liquidating			4,479,895	4,659,783	4,429,024	4,488,356	0	4,220	0	0	XXX	XXX	XXX	32,407	144,234	XXX	XXX	1,119,268	XXX
1409999999	Subtotal - asset-backed securities - financial asset-backed securities - not self-liquidating			0	0	0	0	0	0	0	0	XXX	XXX	XXX	0	0	XXX	XXX	0	XXX
411707-AH-5	HNGRY 2020-1 A2 - ABS		2.B FE	440,563	475,000	459,711	461,423	0	6,263	0	0	3.981	5.575	MJSD	578	18,910	05/12/2022	12/20/2050	470,890	1.0
1539999999	Subtotal - asset-backed securities - non-financial asset-backed securities - practical expedient - other non-financial asset-backed securities - practical expedient (unaffiliated)			440,563	475,000	459,711	461,423	0	6,263	0	0	XXX	XXX	XXX	578	18,910	XXX	XXX	470,890	XXX
1609999999	Subtotal - asset-backed securities - non-financial asset-backed securities - practical expedient			440,563	475,000	459,711	461,423	0	6,263	0	0	XXX	XXX	XXX	578	18,910	XXX	XXX	470,890	XXX
1809999999	Subtotal - asset-backed securities - non-financial asset-backed securities - full analysis			0	0	0	0	0	0	0	0	XXX	XXX	XXX	0	0	XXX	XXX	0	XXX
1889999999	Total - asset-backed securities (unaffiliated)			4,920,457	5,134,783	4,888,735	4,950,779	0	10,483	0	0	XXX	XXX	XXX	32,985	163,143	XXX	XXX	1,590,158	XXX
1899999999	Total - asset-backed securities (affiliated)			0	0	0	0	0	0	0	0	XXX	XXX	XXX	0	0	XXX	XXX	0	XXX
1909999999	Total - asset-backed securities			4,920,457	5,134,783	4,888,735	4,950,779	0	10,483	0	0	XXX	XXX	XXX	32,985	163,143	XXX	XXX	1,590,158	XXX
2009999999	Total long term bonds - issuer credit obligations and asset-backed securities			10,477,193	11,054,783	10,768,691	10,642,039	0	53,216	0	0	XXX	XXX	XXX	74,650	409,202	XXX	XXX	7,628,720	XXX

1. Line Book/Adjusted Carrying Value by NAIC Designation Category Footnote:  
 Number  
 1A 1A ..\$ 3,802,991 1B ..\$ 446,288 1C ..\$ 240,077 1D ..\$ 0 1E ..\$ 0 1F ..\$ 0 1G ..\$ 0  
 1B 2A ..\$ 0 2B ..\$ 461,423 2C ..\$ 0  
 1C 3A ..\$ 0 3B ..\$ 0 3C ..\$ 0  
 1D 4A ..\$ 0 4B ..\$ 0 4C ..\$ 0

E11

ANNUAL STATEMENT FOR THE YEAR 2025 OF THE BRIDGEFIELD INDEMNITY INSURANCE COMPANY

Line Book/Adjusted Carrying Value by NAIC Designation Category Footnote:

Line Number	1A	1A ..\$ .....	3,802,991	1B ..\$ .....	446,288	1C ..\$ .....	240,077	1D ..\$ .....	0	1E ..\$ .....	0	1F ..\$ .....	0	1G ..\$ .....	0
	1B	2A ..\$ .....	0	2B ..\$ .....	461,423	2C ..\$ .....	0								
	1C	3A ..\$ .....	0	3B ..\$ .....	0	3C ..\$ .....	0								
	1D	4A ..\$ .....	0	4B ..\$ .....	0	4C ..\$ .....	0								
	1E	5A ..\$ .....	0	5B ..\$ .....	0	5C ..\$ .....	0								
	1F	6 ..\$ .....	0												

Schedule D - Part 2 - Section 1 - Preferred Stocks Owned

**N O N E**

Schedule D - Part 2 - Section 2 - Common Stocks Owned

**N O N E**

ANNUAL STATEMENT FOR THE YEAR 2025 OF THE BRIDGEFIELD INDEMNITY INSURANCE COMPANY

**SCHEDULE D - PART 3**

Showing All Long-Term Bonds and Stocks ACQUIRED During Current Year

1 CUSIP Identification	2 Description	3 Date Acquired	4 Name of Vendor	5 Number of Shares of Stock	6 Actual Cost	7 Par Value	8 Paid for Accrued Interest and Dividends
0489999999. Total - issuer credit obligations (unaffiliated)					0	0	0
0499999999. Total - issuer credit obligations (affiliated)					0	0	0
0509999997. Total - issuer credit obligations - Part 3					0	0	0
0509999998. Total - issuer credit obligations - Part 5					0	0	0
0509999999. Total - issuer credit obligations					0	0	0
74938D-AA-1	RCKT 213 A1 - RMBS	10/28/2025	J P MORGAN SECURITIES		291,810	343,432	668
81748U-AA-8	SEMT 25S2 A1 - RMBS	11/07/2025	BANC OF AMERICA/FIXED INCOME		467,578	500,000	722
1059999999. Subtotal - asset-backed securities - financial asset-backed securities - self-liquidating - non-agency residential mortgage-backed securities (unaffiliated)					759,388	843,432	1,390
1889999999. Total - asset-backed securities (unaffiliated)					759,388	843,432	1,390
1899999999. Total - asset-backed securities (affiliated)					0	0	0
1909999997. Total - asset-backed securities - Part 3					759,388	843,432	1,390
1909999998. Total - asset-backed securities - Part 5					0	0	0
1909999999. Total - asset-backed securities					759,388	843,432	1,390
2009999999. Total - issuer credit obligations and asset-backed securities					759,388	843,432	1,390
4509999997. Total - preferred stocks - Part 3					0	XXX	0
4509999998. Total - preferred stocks - Part 5					0	XXX	0
4509999999. Total - preferred stocks					0	XXX	0
5989999997. Total - common stocks - Part 3					0	XXX	0
5989999998. Total - common stocks - Part 5					0	XXX	0
5989999999. Total - common stocks					0	XXX	0
5999999999. Total - preferred and common stocks					0	XXX	0
6009999999 - Totals					759,388	XXX	1,390

ANNUAL STATEMENT FOR THE YEAR 2025 OF THE BRIDGEFIELD INDEMNITY INSURANCE COMPANY

**SCHEDULE D - PART 4**

Showing All Long-Term Bonds and Stocks SOLD, REDEEMED or Otherwise DISPOSED OF During Current Year

1	2	3	4	5	6	7	8	9	Change In Book/Adjusted Carrying Value					15	16	17	18	19	20
									10	11	12	13	14						
CUSIP Identification	Description	Disposal Date	Name of Purchaser	Number of Shares of Stock	Con- sideration	Par Value	Actual Cost	Prior Year Book/ Adjusted Carrying Value	Unrealized Valuation Increase/ (Decrease)	Current Year's (Amor- tization)/ Accretion	Current Year's Other- Than- Temporary Impairment Recognized	Total Change in Book/ Adjusted Carrying Value (10+11-12)	Total Foreign Exchange Change in Book/ Adjusted Carrying Value	Book/ Adjusted Carrying Value at Disposal Date	Foreign Exchange Gain (Loss) on Disposal	Realized Gain (Loss) on Disposal	Total Gain (Loss) on Disposal	Bond Interest/ Stock Dividends Received During Year	Stated Con- tractual Maturity Date
0489999999	Total - issuer credit obligations (unaffiliated)				0	0	0	0	0	0	0	0	0	0	0	0	0	0	XXX
0499999999	Total - issuer credit obligations (affiliated)				0	0	0	0	0	0	0	0	0	0	0	0	0	0	XXX
0509999997	Total - issuer credit obligations - Part 4				0	0	0	0	0	0	0	0	0	0	0	0	0	0	XXX
0509999998	Total - issuer credit obligations - Part 5				0	0	0	0	0	0	0	0	0	0	0	0	0	0	XXX
0509999999	Total - issuer credit obligations				0	0	0	0	0	0	0	0	0	0	0	0	0	0	XXX
3137HB-2V-5	FRETE ML-19 AUS - CMBS/RMBS	12/01/2025	Paydown		7,831	7,831	7,109	7,164	0	667	0	667	0	7,831	0	0	0	171	12/26/2036
3140QC-DT-0	FN CA4613 - RMBS	12/01/2025	Paydown		2,353	2,353	2,391	2,377	0	(23)	0	(23)	0	2,353	0	0	0	50	11/01/2049
31418D-HY-1	FN MA3846 - RMBS	12/01/2025	Paydown		3,643	3,643	3,655	3,649	0	(7)	0	(7)	0	3,643	0	0	0	58	11/01/2049
34074M-A6-8	FLORIDA HOUSING FINANCE CORPORATION - RM	12/17/2025	Call @ 100.00		130,000	130,000	137,435	133,571	0	(960)	0	(960)	0	132,610	0	(2,610)	(2,610)	4,613	01/01/2053
45201Y-H8-7	ILLINOIS HSG DEV AUTH REV - RMBS	07/03/2025	Call @ 100.00		30,000	30,000	31,725	30,337	0	(180)	0	(180)	0	30,156	0	(156)	(156)	675	08/01/2046
594654-GD-1	MICHIGAN ST HSG DEV AUTH SINGLE FAMILY M	12/01/2025	Call @ 100.00		60,000	60,000	65,420	62,492	0	(407)	0	(407)	0	62,085	0	(2,085)	(2,085)	1,214	06/01/2050
1039999999	Subtotal - asset-backed securities - financial asset-backed securities - self-liquidating - agency residential mortgage-backed securities - not/partially guaranteed (not exempt from RBC)				233,827	233,827	247,735	239,589	0	(909)	0	(909)	0	238,679	0	(4,852)	(4,852)	6,782	XXX
12659Y-AA-2	COLT 2022-3 A1 - RMBS	12/01/2025	Paydown		96,835	96,835	96,834	98,272	0	(1,437)	0	(1,437)	0	96,835	0	0	0	2,021	02/25/2067
466556-AB-1	JPMIT 2022-4 A2 - RMBS	12/01/2025	Paydown		146,951	146,951	138,294	139,290	0	7,661	0	7,661	0	146,951	0	0	0	2,577	10/25/2052
74938D-AA-1	RCKT 213 A1 - RMBS	12/01/2025	Paydown		3,089	3,089	2,625	2,464	0	464	0	464	0	3,089	0	0	0	5	07/25/2051
81748U-AA-8	SEMT 25S2 A1 - RMBS	12/01/2025	Paydown		2,554	2,554	2,389	0	0	166	0	166	0	2,554	0	0	0	9	11/25/2055
1059999999	Subtotal - asset-backed securities - financial asset-backed securities - self-liquidating - non-agency residential mortgage-backed securities (unaffiliated)				249,429	249,429	240,142	237,561	0	6,854	0	6,854	0	249,429	0	0	0	4,611	XXX
56577J-AL-7	MPNON 2021-2 A2R - CDO	12/19/2025	Various		500,000	500,000	499,989	499,997	0	1	0	1	0	499,999	0	1	1	15,293	07/15/2033
1099999999	Subtotal - asset-backed securities - financial asset-backed securities - self-liquidating - non-agency - CLOs/CBOs/CDOs (unaffiliated)				500,000	500,000	499,989	499,997	0	1	0	1	0	499,999	0	1	1	15,293	XXX
411707-AH-5	HNGRY 2020-1 A2 - ABS	12/20/2025	Paydown		5,000	5,000	4,638	4,791	0	209	0	209	0	5,000	0	0	0	124	12/20/2050
1539999999	Subtotal - asset-backed securities - non-financial asset-backed securities - practical expedient - other non-financial asset-backed securities - practical expedient (unaffiliated)				5,000	5,000	4,638	4,791	0	209	0	209	0	5,000	0	0	0	124	XXX
1889999999	Total - asset-backed securities (unaffiliated)				988,256	988,256	992,503	981,939	0	6,155	0	6,155	0	993,107	0	(4,851)	(4,851)	26,810	XXX
1899999999	Total - asset-backed securities (affiliated)				0	0	0	0	0	0	0	0	0	0	0	0	0	0	XXX
1909999997	Total - asset-backed securities - Part 4				988,256	988,256	992,503	981,939	0	6,155	0	6,155	0	993,107	0	(4,851)	(4,851)	26,810	XXX
1909999998	Total - asset-backed securities - Part 5				0	0	0	0	0	0	0	0	0	0	0	0	0	0	XXX
1909999999	Total - asset-backed securities				988,256	988,256	992,503	981,939	0	6,155	0	6,155	0	993,107	0	(4,851)	(4,851)	26,810	XXX
2009999999	Total - issuer credit obligations and asset-backed securities				988,256	988,256	992,503	981,939	0	6,155	0	6,155	0	993,107	0	(4,851)	(4,851)	26,810	XXX
4509999997	Total - preferred stocks - Part 4				0	XXX	0	0	0	0	0	0	0	0	0	0	0	0	XXX
4509999998	Total - preferred stocks - Part 5				0	XXX	0	0	0	0	0	0	0	0	0	0	0	0	XXX
4509999999	Total - preferred stocks				0	XXX	0	0	0	0	0	0	0	0	0	0	0	0	XXX
5989999997	Total - common stocks - Part 4				0	XXX	0	0	0	0	0	0	0	0	0	0	0	0	XXX
5989999998	Total - common stocks - Part 5				0	XXX	0	0	0	0	0	0	0	0	0	0	0	0	XXX
5989999999	Total - common stocks				0	XXX	0	0	0	0	0	0	0	0	0	0	0	0	XXX
5999999999	Total - preferred and common stocks				0	XXX	0	0	0	0	0	0	0	0	0	0	0	0	XXX
6009999999	Totals				988,256	XXX	992,503	981,939	0	6,155	0	6,155	0	993,107	0	(4,851)	(4,851)	26,810	XXX

E 15

Schedule D - Part 5 - Long Term Bonds and Stocks Acquired and Fully Disposed Of

**N O N E**

Schedule D-Part 6-Section 1-Valuation of Shares of Subsidiary, Controlled or Affiliated Companies

**N O N E**

Schedule D - Part 6 - Section 2

**N O N E**

Schedule DA - Part 1 - Short-Term Investments Owned

**N O N E**

Schedule DB - Part A - Section 1 - Options, Caps, Floors, Collars, Swaps and Forwards Open

**N O N E**

Schedule DB - Part A - Section 2 - Options, Caps, Floors, Collars, Swaps and Forwards Terminated

**N O N E**

Schedule DB - Part B - Section 1 - Futures Contracts Open

**N O N E**

Schedule DB - Part B - Section 1B - Brokers with whom cash deposits have been made

**N O N E**

Schedule DB - Part B - Section 2 - Futures Contracts Terminated

**N O N E**

Schedule DB - Part D - Section 1 - Counterparty Exposure for Derivative Instruments Open

**N O N E**

Schedule DB - Part D-Section 2 - Collateral for Derivative Instruments Open - Pledged By

**N O N E**

Schedule DB - Part D-Section 2 - Collateral for Derivative Instruments Open - Pledged To

**N O N E**

Schedule DB - Part E - Derivatives Hedging Variable Annuity Guarantees as of December 31 of  
Current Year

**N O N E**

Schedule DL - Part 1 - Reinvested Collateral Assets Owned

**N O N E**

Schedule DL - Part 2 - Reinvested Collateral Assets Owned

**N O N E**

ANNUAL STATEMENT FOR THE YEAR 2025 OF THE BRIDGEFIELD INDEMNITY INSURANCE COMPANY

**SCHEDULE E - PART 1 - CASH**

1	2	3	4	5	6	7
Depository	Re- stricted Asset Code	Rate of Interest	Amount of Interest Received During Year	Amount of Interest Accrued December 31 of Current Year	Balance	*
Bank Of America Operating Account ..... Tampa, FL .....		0.000	0	0	(139,811)	.XXX.
Bank of America Control Pay Account ..... Tampa, FL .....		0.000	0	0	(184,623)	.XXX.
Bank of America AFG Workday Account ..... Tampa, FL .....		0.000	0	0	(252)	.XXX.
The Bank Of New York Mellon ..... New York, New York .....		0.000	0	0	5,000	.XXX.
Cash Held With Securities On Deposit .....	SD	0.000	0	0	8,021	.XXX.
0199998 Deposits in ... 0 depositories which do not exceed the allowable limit in any one depository (See instructions) - open depositories	XXX	XXX	0	0	0	XXX
0199999. Totals - open depositories	XXX	XXX	0	0	(311,665)	XXX
0299998 Deposits in ... 0 depositories which do not exceed the allowable limit in any one depository (See instructions) - suspended depositories	XXX	XXX	0	0	0	XXX
0299999. Totals - suspended depositories	XXX	XXX	0	0	0	XXX
0399999. Total cash on deposit	XXX	XXX	0	0	(311,665)	XXX
0499999. Cash in company's office	XXX	XXX	XXX	XXX	0	XXX
.....						
.....						
.....						
.....						
.....						
.....						
0599999 Total - cash	XXX	XXX	0	0	(311,665)	XXX

**TOTALS OF DEPOSITORY BALANCES ON THE LAST DAY OF EACH MONTH DURING THE CURRENT YEAR**

1. January..... (43,901)	4. April..... (138,220)	7. July..... (157,781)	10. October..... (366,956)
2. February..... (19,952)	5. May..... (114,515)	8. August..... (467,770)	11. November... (457,346)
3. March..... (90,096)	6. June..... (108,755)	9. September..... 45,209	12. December..... (311,665)

ANNUAL STATEMENT FOR THE YEAR 2025 OF THE BRIDGEFIELD INDEMNITY INSURANCE COMPANY

**SCHEDULE E - PART 2 - CASH EQUIVALENTS**

Show Investments Owned December 31 of Current Year

1 CUSIP	2 Description	3 Re- stricted Asset Code	4 Date Acquired	5 Stated Rate of Interest	6 Maturity Date	7 Book/Adjusted Carrying Value	8 Amount of Interest Due and Accrued	9 Amount Received During Year
0489999999. Total - issuer credit obligations (unaffiliated)						0	0	0
0499999999. Total - issuer credit obligations (affiliated)						0	0	0
0509999999. Total - issuer credit obligations						0	0	0
31846V-41-9	FIRST AMER:TRS OBG V	SD	12/02/2025	.3.470		1,345	.4	6
31846V-54-2	FIRST AMER:TRS OBG Z	SD	12/02/2025	.3.580		1,100	.3	4
825252-40-6	INVESCO TREASURY INST		12/30/2025	.3.600		2,736,831	9,009	79,829
09248U-55-1	BLF Treasury Trust Fund		12/31/2025	.3.395		949,365	3,184	35,629
8209999999. Subtotal - exempt money market mutual funds - as identified by the SVO						3,688,641	12,201	115,468
8589999999. Total cash equivalents (unaffiliated)						3,688,641	12,201	115,468
8599999999. Total cash equivalents (affiliated)						0	0	0
8609999999 - Total cash equivalents						3,688,641	12,201	115,468

1. Line Book/Adjusted Carrying Value by NAIC Designation Category Footnote:  
 Number  
 1A 1A ..\$ .....0 1B ..\$ .....0 1C ..\$ .....0 1D ..\$ .....0 1E ..\$ .....0 1F ..\$ .....0 1G ..\$ .....0  
 1B 2A ..\$ .....0 2B ..\$ .....0 2C ..\$ .....0  
 1C 3A ..\$ .....0 3B ..\$ .....0 3C ..\$ .....0  
 1D 4A ..\$ .....0 4B ..\$ .....0 4C ..\$ .....0  
 1E 5A ..\$ .....0 5B ..\$ .....0 5C ..\$ .....0  
 1F 6 ..\$ .....0

E29

ANNUAL STATEMENT FOR THE YEAR 2025 OF THE BRIDGEFIELD INDEMNITY INSURANCE COMPANY

**SCHEDULE E - PART 3 - SPECIAL DEPOSITS**

States, Etc.	1 Type of Deposit	2 Purpose of Deposit	Deposits For the Benefit of All Policyholders		All Other Special Deposits	
			3 Book/Adjusted Carrying Value	4 Fair Value	5 Book/Adjusted Carrying Value	6 Fair Value
1. Alabama	AL		0	0	0	0
2. Alaska	AK		0	0	0	0
3. Arizona	AZ		0	0	0	0
4. Arkansas	AR	0... PROPERTY AND CASUALTY	0	0	124,577	126,112
5. California	CA		0	0	0	0
6. Colorado	CO		0	0	0	0
7. Connecticut	CT		0	0	0	0
8. Delaware	DE	0... PROPERTY AND CASUALTY	0	0	109,423	110,279
9. District of Columbia	DC		0	0	0	0
10. Florida	FL		0	0	0	0
11. Georgia	GA	ICO... WORKERS' COMPENSATION	0	0	69,900	71,422
12. Hawaii	HI		0	0	0	0
13. Idaho	ID		0	0	0	0
14. Illinois	IL		0	0	0	0
15. Indiana	IN		0	0	0	0
16. Iowa	IA		0	0	0	0
17. Kansas	KS		0	0	0	0
18. Kentucky	KY		0	0	0	0
19. Louisiana	LA		0	0	0	0
20. Maine	ME		0	0	0	0
21. Maryland	MD	ICO... PROPERTY AND CASUALTY	0	0	105,736	105,025
22. Massachusetts	MA		0	0	0	0
23. Michigan	MI		0	0	0	0
24. Minnesota	MN		0	0	0	0
25. Mississippi	MS		0	0	0	0
26. Missouri	MO		0	0	0	0
27. Montana	MT		0	0	0	0
28. Nebraska	NE		0	0	0	0
29. Nevada	NV		0	0	0	0
30. New Hampshire	NH		0	0	0	0
31. New Jersey	NJ		0	0	0	0
32. New Mexico	NM		0	0	0	0
33. New York	NY		0	0	0	0
34. North Carolina	NC	0... PROPERTY AND CASUALTY	0	0	212,762	216,446
35. North Dakota	ND		0	0	0	0
36. Ohio	OH	ICO... PROPERTY AND CASUALTY	1,807,193	1,826,863	0	0
37. Oklahoma	OK		0	0	0	0
38. Oregon	OR		0	0	0	0
39. Pennsylvania	PA		0	0	0	0
40. Rhode Island	RI		0	0	0	0
41. South Carolina	SC	0... PROPERTY AND CASUALTY	0	0	141,274	140,668
42. South Dakota	SD		0	0	0	0
43. Tennessee	TN		0	0	0	0
44. Texas	TX		0	0	0	0
45. Utah	UT		0	0	0	0
46. Vermont	VT		0	0	0	0
47. Virginia	VA	ICO... PROPERTY AND CASUALTY	0	0	219,971	224,469
48. Washington	WA		0	0	0	0
49. West Virginia	WV		0	0	0	0
50. Wisconsin	WI		0	0	0	0
51. Wyoming	WY		0	0	0	0
52. American Samoa	AS		0	0	0	0
53. Guam	GU		0	0	0	0
54. Puerto Rico	PR		0	0	0	0
55. U.S. Virgin Islands	VI		0	0	0	0
56. Northern Mariana Islands	MP		0	0	0	0
57. Canada	CAN		0	0	0	0
58. Aggregate alien and other	OT	XXX	0	0	129,372	132,265
59. Subtotal	XXX	XXX	1,807,193	1,826,863	1,113,015	1,126,686
DETAILS OF WRITE-INS						
5801. US DEPT OF LABOR	ICO	PROPERTY AND CASUALTY	0	0	129,372	132,265
5802.						
5803.						
5898. Summary of remaining write-ins for Line 58 from overflow page	XXX	XXX	0	0	0	0
5899. Totals (Lines 5801 through 5803 plus 5898)(Line 58 above)	XXX	XXX	0	0	129,372	132,265