

QUARTERLY STATEMENT  
AS OF SEPTEMBER 30, 2024  
OF THE CONDITION AND AFFAIRS OF THE  
OBSIDIAN INSURANCE COMPANY

NAIC Group Code 4982 4982 NAIC Company Code 35602 Employer's ID Number 31-0926059  
(Current) (Prior)

Organized under the Laws of OH State of Domicile or Port of Entry OH  
Country of Domicile US  
Incorporated/Organized 02/09/1978 Commenced Business 03/01/1978  
Statutory Home Office 1160 DUBLIN ROAD, STE. 400 COLUMBUS, OH, US 43215  
Main Administrative Office 1330 AVENUE OF THE AMERICAS, STE 23A  
NEW YORK, NY, US 10019 800-684-5428  
(Telephone Number)  
Mail Address 1330 AVENUE OF THE AMERICAS, STE 23A NEW YORK, NY, US 10019  
Primary Location of Books and  
Records 1330 AVENUE OF THE AMERICAS, STE 23A  
NEW YORK, NY, US 10019 800-684-5428  
(Telephone Number)  
Internet Website Address WWW.OBSIDIANSPECIALTY.COM  
Statutory Statement Contact WENDY DOBRINDT 646-493-6054  
(Telephone Number)  
WDOBRINDT@OBSIDIANSPECIALTY.COM  
(E-Mail Address) (Fax Number)

OFFICERS  
CRAIG RAPPAPORT, PRESIDENT & CHIEF OPERATING OFFICER KAITLYN WHITNEY, ASSISTANT SECRETARY  
NICHOLAS DAGENAIS, TREASURER & CHIEF FINANCIAL OFFICER WILLIAM JEWETT, CHIEF EXECUTIVE OFFICER  
OTHER  
EMILY CANELO, CHIEF LEGAL OFFICER & SECRETARY  
DIRECTORS OR TRUSTEES  
WILLIAM JEWETT EMILY CANELO  
CRAIG RAPPAPORT JAMES RYAN CLARK  
MICHAEL WALLER


State of Connecticut  
County of Hartford SS

The officers of this reporting entity being duly sworn, each depose and say that they are the described officers of said reporting entity, and that on the reporting period stated above, all of the herein described assets were the absolute property of the said reporting entity, free and clear from any liens or claims thereon, except as herein stated, and that this statement, together with related exhibits, schedules and explanations therein contained, annexed or referred to, is a full and true statement of all the assets and liabilities and of the condition and affairs of the said reporting entity as of the reporting period stated above, and of its income and deductions therefrom for the period ended, and have been completed in accordance with the NAIC Annual Statement Instructions and Accounting Practices and Procedures manual except to the extent that: (1) state law may differ; or, (2) that state rules or regulations require differences in reporting not related to accounting practices and procedures, according to the best of their information, knowledge and belief, respectively. Furthermore, the scope of this attestation by the described officers also includes the related corresponding electronic filing with the NAIC, when required, that is an exact copy (except for formatting differences due to electronic filing) of the enclosed statement. The electronic filing may be requested by various regulators in lieu of or in addition to the enclosed statement.

x [Signature] CRAIG RAPPAPORT  
PRESIDENT & CHIEF OPERATING OFFICER  
x [Signature] NICHOLAS DAGENAIS  
TREASURER & CHIEF FINANCIAL OFFICER  
x [Signature] KAITLYN WHITNEY  
ASSISTANT SECRETARY

Subscribed and sworn to before me  
this 14 day of November, 2024  
a. Is this an original filing? Yes  
b. If no:  
1. State the amendment number:  
2. Date filed:  
3. Number of pages attached:

x [Signature]  
Andrea H Quattrocci  
Notary Public, State of Connecticut  
My Commission Expires February 28, 2027



ASSETS

		Current Statement Date			4  December 31 Prior Year Net Admitted Assets
		1  Assets	2  Nonadmitted Assets	3  Net Admitted Assets (Cols. 1 - 2)	
1.	Bonds .....	39,297,713		39,297,713	36,834,262
2.	Stocks:				
	2.1 Preferred stocks .....				
	2.2 Common stocks .....				
3.	Mortgage loans on real estate:				
	3.1 First liens .....				
	3.2 Other than first liens .....				
4.	Real estate:				
	4.1 Properties occupied by the company (less \$..... encumbrances) .....				
	4.2 Properties held for the production of income (less \$..... encumbrances) .....				
	4.3 Properties held for sale (less \$..... encumbrances) .....				
5.	Cash (\$.....10,600,732), cash equivalents (\$.....5,926,672) and short-term investments (\$.....) .....	16,527,404		16,527,404	10,025,881
6.	Contract loans (including \$..... premium notes) .....				
7.	Derivatives .....				
8.	Other invested assets .....				
9.	Receivables for securities .....				
10.	Securities lending reinvested collateral assets .....				
11.	Aggregate write-ins for invested assets .....				
12.	Subtotals, cash and invested assets (Lines 1 to 11) .....	55,825,117		55,825,117	46,860,143
13.	Title plants less \$..... charged off (for Title insurers only) .....				
14.	Investment income due and accrued .....	206,387		206,387	181,374
15.	Premiums and considerations:				
	15.1 Uncollected premiums and agents' balances in the course of collection .....	229,693	224,568	5,125	33,709
	15.2 Deferred premiums, agents' balances and installments booked but deferred and not yet due (including \$..... earned but unbilled premiums) .....	49,922,964		49,922,964	22,704,570
	15.3 Accrued retrospective premiums (\$.....) and contracts subject to redetermination (\$.....) .....				
16.	Reinsurance:				
	16.1 Amounts recoverable from reinsurers .....	9,584,129		9,584,129	4,068,964
	16.2 Funds held by or deposited with reinsured companies .....				
	16.3 Other amounts receivable under reinsurance contracts .....				
17.	Amounts receivable relating to uninsured plans .....				
18.1	Current federal and foreign income tax recoverable and interest thereon .....				
18.2	Net deferred tax asset .....	3,954,551		3,954,551	342,916
19.	Guaranty funds receivable or on deposit .....				
20.	Electronic data processing equipment and software .....				
21.	Furniture and equipment, including health care delivery assets (\$.....) .....				
22.	Net adjustment in assets and liabilities due to foreign exchange rates .....				
23.	Receivables from parent, subsidiaries and affiliates .....				
24.	Health care (\$.....) and other amounts receivable .....				
25.	Aggregate write-ins for other-than-invested assets .....	201,680	201,680	—	44,945
26.	Total assets excluding Separate Accounts, Segregated Accounts and Protected Cell Accounts (Lines 12 to 25) .....	119,924,521	426,248	119,498,273	74,236,621
27.	From Separate Accounts, Segregated Accounts and Protected Cell Accounts .....				
28.	Total (Lines 26 and 27) .....	119,924,521	426,248	119,498,273	74,236,621
Details of Write-Ins					
1101.	.....				
1102.	.....				
1103.	.....				
1198.	Summary of remaining write-ins for Line 11 from overflow page .....				
1199.	Totals (Lines 1101 through 1103 plus 1198) (Line 11 above) .....				
2501.	RECEIVABLE .....	—		—	44,945
2502.	PREPAID EXPENSES .....	201,680	201,680	—	—
2503.	.....				
2598.	Summary of remaining write-ins for Line 25 from overflow page .....				
2599.	Totals (Lines 2501 through 2503 plus 2598) (Line 25 above) .....	201,680	201,680	—	44,945

LIABILITIES, SURPLUS AND OTHER FUNDS

	1	2
	Current Statement Date	December 31, Prior Year
1. Losses (current accident year \$.....)	—	—
2. Reinsurance payable on paid losses and loss adjustment expenses	—	—
3. Loss adjustment expenses	—	
4. Commissions payable, contingent commissions and other similar charges	1,949,615	2,513,980
5. Other expenses (excluding taxes, licenses and fees)	1,502,082	2,664,333
6. Taxes, licenses and fees (excluding federal and foreign income taxes)	831,306	831,306
7.1 Current federal and foreign income taxes (including \$..... on realized capital gains (losses))	473	—
7.2 Net deferred tax liability		
8. Borrowed money \$..... and interest thereon \$.....		
9. Unearned premiums (after deducting unearned premiums for ceded reinsurance of \$..... and including warranty reserves of \$..... and accrued accident and health experience rating refunds including \$..... for medical loss ratio rebate per the Public Health Service Act)	—	
10. Advance premium		
11. Dividends declared and unpaid:		
11.1 Stockholders		
11.2 Policyholders		
12. Ceded reinsurance premiums payable (net of ceding commissions)	53,528,893	21,718,366
13. Funds held by company under reinsurance treaties	100,000	270,666
14. Amounts withheld or retained by company for account of others		
15. Remittances and items not allocated		
16. Provision for reinsurance (including \$..... certified)		839,000
17. Net adjustments in assets and liabilities due to foreign exchange rates		
18. Drafts outstanding		
19. Payable to parent, subsidiaries and affiliates	18,185,302	4,769,595
20. Derivatives		
21. Payable for securities	1,246	
22. Payable for securities lending		
23. Liability for amounts held under uninsured plans		
24. Capital notes \$..... and interest thereon \$.....		
25. Aggregate write-ins for liabilities	2,009,695	2,748,567
26. Total liabilities excluding protected cell liabilities (Lines 1 through 25)	78,108,612	36,355,813
27. Protected cell liabilities		
28. Total liabilities (Lines 26 and 27)	78,108,612	36,355,813
29. Aggregate write-ins for special surplus funds		
30. Common capital stock	3,591,990	3,591,990
31. Preferred capital stock		
32. Aggregate write-ins for other-than-special surplus funds		
33. Surplus notes		
34. Gross paid in and contributed surplus	23,408,012	23,408,012
35. Unassigned funds (surplus)	14,389,659	10,880,806
36. Less treasury stock, at cost:		
36.1 ... shares common (value included in Line 30 \$.....)		
36.2 ... shares preferred (value included in Line 31 \$.....)		
37. Surplus as regards policyholders (Lines 29 to 35, less 36)	41,389,661	37,880,808
38. Totals (Page 2, Line 28, Col. 3)	119,498,273	74,236,621
Details of Write-Ins		
2501. PAYABLE	2,009,695	
2502. DEFERRED CEDING FEES		2,748,567
2503.		
2598. Summary of remaining write-ins for Line 25 from overflow page		
2599. Totals (Lines 2501 through 2503 plus 2598) (Line 25 above)	2,009,695	2,748,567
2901.		
2902.		
2903.		
2998. Summary of remaining write-ins for Line 29 from overflow page		
2999. Totals (Lines 2901 through 2903 plus 2998) (Line 29 above)		
3201.		
3202.		
3203.		
3298. Summary of remaining write-ins for Line 32 from overflow page		
3299. Totals (Lines 3201 through 3203 plus 3298) (Line 32 above)		

STATEMENT OF INCOME

		1	2	3
		Current Year to Date	Prior Year to Date	Prior Year Ended December 31
Underwriting Income				
1.	Premiums earned:			
1.1.	Direct (written \$.....110,953,768)	79,706,290	28,818,261	45,564,685
1.2.	Assumed (written \$.....6,433,120)	4,786,499	6,655,025	9,735,631
1.3.	Ceded (written \$.....117,386,889)	84,492,789	28,818,261	46,521,007
1.4.	Net (written \$.....0)	—	6,655,025	8,779,310
Deductions:				
2.	Losses incurred (current accident year \$0 ):			
2.1	Direct	48,410,290	21,367,968	30,789,197
2.2	Assumed	1,057,507	3,623,684	2,492,104
2.3	Ceded	49,467,797	21,367,968	35,973,199
2.4	Net	—	3,623,684	(2,691,898)
3.	Loss adjustment expenses incurred	—	3,105,671	597,610
4.	Other underwriting expenses incurred	(2,748,567)	55,369	(1,405,016)
5.	Aggregate write-ins for underwriting deductions			
6.	Total underwriting deductions (Lines 2 through 5)	(2,748,567)	6,784,724	(3,499,304)
7.	Net income of protected cells			
8.	Net underwriting gain (loss) (Line 1 minus Line 6 + Line 7)	2,748,567	(129,699)	12,278,614
Investment Income				
9.	Net investment income earned	1,390,049	566,278	854,145
10.	Net realized capital gains (losses) less capital gains tax of \$.....	(22,219)		
11.	Net investment gain (loss) (Lines 9 + 10)	1,367,830	566,278	854,145
Other Income				
12.	Net gain or (loss) from agents' or premium balances charged off (amount recovered \$..... amount charged off \$.....)			
13.	Finance and service charges not included in premiums			
14.	Aggregate write-ins for miscellaneous income	623,023	247,832	247,832
15.	Total other income (Lines 12 through 14)	623,023	247,832	247,832
16.	Net income before dividends to policyholders, after capital gains tax and before all other federal and foreign income taxes (Lines 8 + 11 + 15)	4,739,420	684,411	13,380,591
17.	Dividends to policyholders			
18.	Net income, after dividends to policyholders, after capital gains tax and before all other federal and foreign income taxes (Line 16 minus Line 17)	4,739,420	684,411	13,380,591
19.	Federal and foreign income taxes incurred	1,692,378	224,546	2,591,428
20.	Net income (Line 18 minus Line 19) (to Line 22)	3,047,042	459,865	10,789,163
Capital and Surplus Account				
21.	Surplus as regards policyholders, December 31 prior year	37,880,808	27,718,597	27,718,597
22.	Net income (from Line 20)	3,047,042	459,865	10,789,163
23.	Net transfers (to) from Protected Cell accounts			
24.	Change in net unrealized capital gains or (losses) less capital gains tax of \$.....			
25.	Change in net unrealized foreign exchange capital gain (loss)			
26.	Change in net deferred income tax			228,401
27.	Change in nonadmitted assets	(377,189)	(13,199)	(16,353)
28.	Change in provision for reinsurance	839,000		(839,000)
29.	Change in surplus notes			
30.	Surplus (contributed to) withdrawn from protected cells			
31.	Cumulative effect of changes in accounting principles			
32.	Capital changes:			
32.1.	Paid in			
32.2.	Transferred from surplus (Stock Dividend)			
32.3.	Transferred to surplus			
33.	Surplus adjustments:			
33.1.	Paid in	—	—	—
33.2.	Transferred to capital (Stock Dividend)			
33.3.	Transferred from capital			
34.	Net remittances from or (to) Home Office			
35.	Dividends to stockholders			
36.	Change in treasury stock			
37.	Aggregate write-ins for gains and losses in surplus			
38.	Change in surplus as regards policyholders (Lines 22 through 37)	3,508,853	446,666	10,162,211
39.	Surplus as regards policyholders, as of statement date (Lines 21 plus 38)	41,389,661	28,165,263	37,880,808
Details of Write-Ins				
0501.				
0502.				
0503.				
0598.	Summary of remaining write-ins for Line 5 from overflow page			
0599.	Totals (Lines 0501 through 0503 plus 0598) (Line 5 above)			
1401.	SERVICE INCOME	623,023	247,832	247,832
1402.				
1403.				
1498.	Summary of remaining write-ins for Line 14 from overflow page			
1499.	Totals (Lines 1401 through 1403 plus 1498) (Line 14 above)	623,023	247,832	247,832
3701.				
3702.				
3703.				
3798.	Summary of remaining write-ins for Line 37 from overflow page			
3799.	Totals (Lines 3701 through 3703 plus 3798) (Line 37 above)			

CASH FLOW

	1	2	3
	Current Year To Date	Prior Year To Date	Prior Year Ended December 31
Cash from Operations			
1. Premiums collected net of reinsurance	4,418,745	13,189,176	992,918
2. Net investment income	1,337,111	612,767	892,617
3. Miscellaneous income	623,023	247,832	247,832
4. Total (Lines 1 to 3)	6,378,879	14,049,775	2,133,367
5. Benefit and loss related payments	5,515,165	1,817,321	5,809,205
6. Net transfers to Separate Accounts, Segregated Accounts and Protected Cell Accounts			
7. Commissions, expenses paid and aggregate write-ins for deductions	(1,021,941)	(967,199)	(2,837,086)
8. Dividends paid to policyholders			
9. Federal and foreign income taxes paid (recovered) net of \$..... tax on capital gains (losses)	5,303,540	80,302	(456,374)
10. Total (Lines 5 through 9)	9,796,764	930,424	2,515,745
11. Net cash from operations (Line 4 minus Line 10)	(3,417,885)	13,119,351	(382,378)
Cash from Investments			
12. Proceeds from investments sold, matured or repaid:			
12.1 Bonds	2,383,312	387,049	530,285
12.2 Stocks			
12.3 Mortgage loans			
12.4 Real estate			
12.5 Other invested assets			
12.6 Net gains or (losses) on cash, cash equivalents and short-term investments	(1)		
12.7 Miscellaneous proceeds	1,246	—	—
12.8 Total investment proceeds (Lines 12.1 to 12.7)	2,384,557	387,049	530,285
13. Cost of investments acquired (long-term only):			
13.1 Bonds	4,841,046	705,480	2,633,916
13.2 Stocks			
13.3 Mortgage loans			
13.4 Real estate			
13.5 Other invested assets			
13.6 Miscellaneous applications	—	—	—
13.7 Total investments acquired (Lines 13.1 to 13.6)	4,841,046	705,480	2,633,916
14. Net increase (or decrease) in contract loans and premium notes			
15. Net cash from investments (Line 12.8 minus Line 13.7 and Line 14)	(2,456,489)	(318,431)	(2,103,631)
Cash from Financing and Miscellaneous Sources			
16. Cash provided (applied):			
16.1 Surplus notes, capital notes			
16.2 Capital and paid in surplus, less treasury stock	—	—	—
16.3 Borrowed funds			
16.4 Net deposits on deposit-type contracts and other insurance liabilities			
16.5 Dividends to stockholders			
16.6 Other cash provided (applied)	12,375,897	(9,100,803)	7,260,842
17. Net cash from financing and miscellaneous sources (Line 16.1 through Line 16.4 minus Line 16.5 plus Line 16.6)	12,375,897	(9,100,803)	7,260,842
Reconciliation of Cash, Cash Equivalents and Short-Term Investments			
18. Net change in cash, cash equivalents and short-term investments (Line 11, plus Lines 15 and 17)	6,501,523	3,700,117	4,774,833
19. Cash, cash equivalents and short-term investments:			
19.1 Beginning of year	10,025,881	5,251,048	5,251,048
19.2 End of period (Line 18 plus Line 19.1)	16,527,404	8,951,165	10,025,881
Note: Supplemental disclosures of cash flow information for non-cash transactions:			
20.0001.			

Notes to the Financial Statements

1. Summary of Significant Accounting Policies and Going Concern

A. Accounting Practices

The accompanying financial statements of Obsidian Insurance Company (the "Company" or "OIC") have been prepared in conformity with the statutory accounting practices prescribed or permitted by the State of Ohio Department of Insurance ("the Department"). The Department requires insurance companies domiciled in the State of Ohio to prepare their statutory financial statements in accordance with the National Association of Insurance Commissioners' (NAIC) Accounting Practices and Procedures Manual (NAIC SAP) subject to any deviations prescribed or permitted by the Ohio Department of Insurance. The Company has no prescribed or permitted practices exceptions.

	SSAP #	F/S Page	F/S Line #	09/30/2024	12/31/2023
Net Income					
(1) State basis (Page 4, Line 20, Columns 1 & 3)	XXX	XXX	XXX	\$ 3,047,042	\$ 10,789,163
(2) State prescribed practices that are an increase / (decrease) from NAIC SAP:					
(3) State permitted practices that are an increase / (decrease) from NAIC SAP:					
(4) NAIC SAP (1-2-3=4)	XXX	XXX	XXX	\$ 3,047,042	\$ 10,789,163
Surplus					
(5) State basis (Page 3, Line 37, Columns 1 & 2)	XXX	XXX	XXX	\$ 41,389,661	\$ 37,880,808
(6) State prescribed practices that are an increase / (decrease) from NAIC SAP:					
(7) State permitted practices that are an increase / (decrease) from NAIC SAP:					
(8) NAIC SAP (5-6-7=8)	XXX	XXX	XXX	\$ 41,389,661	\$ 37,880,808

B. Use of Estimates in the Preparation of the Financial Statements

The preparation of financial statements in conformity with NAIC SAP requires management to make estimates and assumptions that affects the reported amounts of assets and liabilities. It also requires disclosure of contingent assets and liabilities at the date of the financial statements and the reported amounts of revenue and expenses during the period. Actual results could differ from those estimates.

C. Accounting Policy

Premiums are earned over the terms of the related policies and reinsurance contracts. Unearned premium reserves are established to cover the unexpired portion of the premiums written. Such reserves are computed by pro rata methods for direct business and are based on reports received from ceding companies for reinsurance assumed.

Expenses incurred in connection with acquiring new insurance business, including acquisition costs such as sales commissions, are charged to operations as incurred. Expenses incurred are reduced for ceding allowances received or receivable.

Net investment income earned consists primarily in interest and dividends less investment related expense. Interest is recognized on an accrual basis and dividends are recognized on an ex-dividend basis. Net realized capital gains (losses) are recognized on a first in first out basis when sold, redeemed or otherwise disposed. Realized capital losses include write-downs for impairments considered to be other than temporary.

In addition, the Company uses the following accounting policies:

- (1) Short term investments are stated at amortized value using the interest method. Non-investment grade short-term investments are stated at the lower of amortized value or fair value.
- (2) Investment grade bonds not backed by other loans are stated at amortized value using the interest method. Non-investment grade bonds with NAIC designation of 3 through 6 are stated at the lower amortized value or fair value.
- (3) Common stocks, other than investments in stocks of subsidiaries and affiliates are stated at fair value.
- (4) Investment grade redeemable preferred stocks are stated at amortized value. Investment grade perpetual preferred stocks are stated at fair value. Non investment grade preferred stocks are stated at the lower of amortized value or fair value.
- (5) First lien mortgage loans on real estate are stated at their estimated fair value. See Note 5A.
- (6) Loan-backed securities are stated at either amortized cost or the lower of amortized or fair value. The retrospective adjustment method is used to value all securities.
- (7) The Company has no investments in subsidiary or affiliated companies.
- (8) Investments in joint ventures, most partnerships and limited liability companies are stated at the underlying audited GAAP equity value.
- (9) The Company does not hold investments in derivative instruments as defined by SSAP No. 31.
- (10) The Company does not anticipate investment income as a factor in premium deficiency calculations.
- (11) Unpaid losses and loss adjustment expenses include an amount determined from individual case estimates and loss reports and an amount, based on past experience, for losses incurred but not reported. Such liabilities are necessarily based on assumptions and estimates and while management believes the amount is adequate, the ultimate liability may be in excess of or less than the amount provided. The methods for making such estimates and for establishing the resulting liability is continually reviewed and any adjustments are reflected in the period determined.
- (12) There have been no changes to the Company's capitalization policy.

D. Going Concern

Management does not have any doubt about the Company's ability to continue as a going concern.

2. Accounting Changes and Corrections of Errors - Not Applicable

3. Business Combinations and Goodwill - Not Applicable

Notes to the Financial Statements

4. Discontinued Operations - Not Applicable

5. Investments

- A. Mortgage Loans, including Mezzanine Real Estate Loans - Not Applicable
- B. Debt Restructuring - Not Applicable
- C. Reverse Mortgages - Not Applicable
- D. Loan-Backed Securities

- (1) Prepayment assumptions for loan-backed and structured securities were obtained from our investment software vendor through an independent third-party source.
- (2) Loan-backed and structured securities with a recognized other-than-temporary impairment (OTTI) - Not Applicable
- (3) Securities held that were other-than-temporarily impaired due to the present value of cash flows expected to be collected was less than the amortized cost of securities - Not Applicable
- (4) All impaired securities for which an OTTI has not been recognized in earnings as a realized loss

All impaired securities (fair value is less than cost or amortized cost) for which other-than-temporary impairment has not been recognized in earnings as a realized loss (including securities with a recognized other-than-temporary impairment for non-interest related declines when a non-recognized interest related impairment remains):

a. The aggregate amount of unrealized losses:	
1. Less than 12 months.....	\$..... (4,988)
2. 12 months or longer.....	(794,684)
b. The aggregate related fair value of securities with unrealized losses:	
1. Less than 12 months.....	\$..... 947,641
2. 12 months or longer.....	6,587,667

- (5) Support for concluding impairments are not other-than-temporary - No Significant Changes

- E. Dollar Repurchase Agreements and/or Securities Lending Transactions - Not Applicable
- F. Repurchase Agreements Transactions Accounted for as Secured Borrowing - Not Applicable
- G. Reverse Repurchase Agreements Transactions Accounted for as Secured Borrowing - Not Applicable
- H. Repurchase Agreements Transactions Accounted for as a Sale - Not Applicable
- I. Reverse Repurchase Agreements Transactions Accounted for as a Sale - Not Applicable
- J. Real Estate - Not Applicable
- K. Low-Income Housing Tax Credits (LIHTC) - Not Applicable

Notes to the Financial Statements

5. Investments (Continued)

L. Restricted Assets

(1) Restricted assets (including pledged)

Gross (Admitted & Nonadmitted) Restricted											
Current Year							Current Year				
	(1)	(2)	(3)	(4)	(5)	(6)	(7)	(8)	(9)	(10)	(11)
Restricted Asset Category	Total General Account (G/A)	G/A Supporting Protected Cell Account Activity	Total Protected Cell Account Restricted Assets	Protected Cell Account Assets Supporting G/A Activity	Total (1 + 3)	Total From Prior Year	Increase / (Decrease) (5 - 6)	Total Nonadmitted Restricted	Total Admitted Restricted (5-8)	Gross (Admitted & Nonadmitted) Restricted to Total Assets, %	Admitted to Total Admitted Assets, %
a. Subject to contractual obligation for which liability is not shown	\$ .....	\$ .....	\$ .....	\$ .....	\$ .....	\$ .....	\$ .....	\$ .....	\$ .....	% .....	% .....
b. Collateral held under security lending agreements											
c. Subject to repurchase agreements											
d. Subject to reverse repurchase agreements											
e. Subject to dollar repurchase agreements											
f. Subject to dollar reverse repurchase agreements											
g. Placed under option contracts											
h. Letter stock or securities restricted as to sale - excluding FHLB capital stock											
i. FHLB capital stock											
j. On deposit with states	8,327,953				8,327,953	9,061,243	(733,290)		8,327,953	6.944	6.969
k. On deposit with other regulatory bodies											
l. Pledged as collateral to FHLB (including assets backing funding agreements)											
m. Pledged as collateral not captured in other categories											
n. Other restricted assets											
o. Total restricted assets (Sum of a through n)	\$ 8,327,953	\$ .....	\$ .....	\$ .....	\$ 8,327,953	\$ 9,061,243	\$ (733,290)	\$ .....	\$ 8,327,953	6.944 %	6.969 %

(2) Detail of assets pledged as collateral not captured in other categories (contracts that share similar characteristics, such as reinsurance and derivatives, are reported in the aggregate) - Not Applicable

(3) Detail of other restricted assets (contracts that share similar characteristics, such as reinsurance and derivatives, are reported in the aggregate) - Not Applicable

(4) Collateral received and reflected as assets within the reporting entity's financial statements - Not Applicable

M. Working Capital Finance Investments - Not Applicable

N. Offsetting and Netting of Assets and Liabilities - Not Applicable

O. 5GI Securities - Not Applicable

P. Short Sales - Not Applicable

Q. Prepayment Penalty and Acceleration Fees

	General Account	Protected Cell
(1) Number of CUSIPs		
(2) Aggregate amount of investment income	\$ .....	\$ .....

R. Reporting Entity's Share of Cash Pool by Asset type - Not Applicable

6. Joint Ventures, Partnerships and Limited Liability Companies - Not Applicable

7. Investment Income

A. Due and Accrued Income Excluded from Surplus

There is no accrued Investment Income 90 days or more past due.

B. Total Amount Excluded - Not Applicable



Notes to the Financial Statements

7. Investment Income (Continued)

C. The gross, nonadmitted and admitted amounts for interest income due and accrued

Interest Income Due and Accrued		Amount
1.	Gross .....	\$ 206,387
2.	Nonadmitted .....	\$ .....
3.	Admitted .....	\$ 206,387

D. The aggregate deferred interest

Aggregate Deferred Interest .....	Amount
	\$ .....

E. The cumulative amounts of paid-in-kind (PIK) interest included in the current principal balance

	Amount
Cumulative amounts of PIK interest included in the current principal balance .....	\$ .....

8. Derivative Instruments - Not Applicable

9. Income Taxes - No Significant Changes

10. Information Concerning Parent, Subsidiaries, Affiliates and Other Related Parties

- A. Nature of Relationships - No Significant Changes
- B. Detail of Related Party Transactions - No Significant Changes
- C. Transactions With Related Party Who Are Not Reported on Schedule Y - Not Applicable
- D. Amounts Due From or To Related Parties

The Company reported \$18,185,302 due to affiliates as of September 30, 2024. As of September 30, 2023, the Company reported \$30,390,683 due from affiliates and \$234,362 due to Obsidian Insurance Holdings, Inc. The Company's Administrative Services and Cost-Sharing Agreement requires that those intercompany balances be settled in 45 days.

E. Material Management or Services Contracts and Cost-Sharing Arrangements

Effective October 1, 2020 and amended July 30, 2021, Obsidian Insurance Company (NAIC #35602), Obsidian Pacific Insurance Company (NAIC #26395), Obsidian Specialty Insurance Company (NAIC #16871) and Obsidian Insurance Holdings, Inc. entered into an Administrative Services and Cost-Sharing Agreement. Under this agreement, Obsidian Insurance Company, Obsidian Pacific Insurance Company, and Obsidian Specialty Insurance Company will each share their fair and equitable costs of the equipment, property and services they are provided to affiliate, Obsidian Insurance Holdings, Inc.

- F. Guarantees or Contingencies - Not Applicable
- G. Nature of Relationships that Could Affect Operations - Not Applicable
- H. Amount Deducted for Investment in Upstream Company - Not Applicable
- I. Detail of Investments in Affiliates Greater Than 10% of Admitted Assets - Not Applicable
- J. Write-Down for Impairments of Investments in Subsidiary Controlled or Affiliated Companies - Not Applicable
- K. Foreign Subsidiary Value Using CARVM - Not Applicable
- L. Downstream Holding Company Value Using Look-Through Method - Not Applicable
- M. All SCA Investments - Not Applicable
- N. Investment in Insurance SCAs - Not Applicable
- O. SCA and SSAP No. 48 Entity Loss Tracking - Not Applicable

11. Debt - Not Applicable

12. Retirement Plans, Deferred Compensation, Postemployment Benefits and Compensated Absences and Other Postretirement Benefit Plans

- A. Defined Benefit Plan - Not Applicable
- B. Investment Policies and Strategies of Plan Assets - Not Applicable
- C. Fair Value of Each Class of Plan Assets - Not Applicable
- D. Expected Long-Term Rate of Return for the Plan Assets - Not Applicable
- E. Defined Contribution Plans - Not Applicable
- F. Multiemployer Plans - Not Applicable
- G. Consolidated/Holding Company Plans

1. The Company participates in a 401(k) retirement plan sponsored by Obsidian Insurance Holdings, Inc. (OIH) for all employees of OIH. The Company has no legal obligation for benefits under this plan. The Company is charged for its allocable share of expense for this plan based on its allocated and/or direct salary costs in accordance with its Administrative Services and Cost-Sharing Agreement. The aggregate total cost of the 401(k) retirement plan is \$893,508 since inception.

H. Postemployment Benefits and Compensated Absences - Not Applicable

Notes to the Financial Statements

12. Retirement Plans, Deferred Compensation, Postemployment Benefits and Compensated Absences and Other Postretirement Benefit Plans (Continued)

I. Impact of Medicare Modernization Act on Postretirement Benefits (INT 04-17) - Not Applicable

13. Capital and Surplus, Dividend Restrictions and Quasi-Reorganizations

A. The number of shares of each class of capital stock authorized, issued and outstanding as of the balance sheet date and the par value of each class.

The Company has 12,100 shares authorized with a par value of \$900 per share, 3,991 shares are issued and outstanding. All shares are Class A shares.

B. Dividend Rate of Preferred Stock - Not Applicable

C. Dividend restrictions, if any, and an indication if the dividends are cumulative.

Without the prior approval of the Ohio Department of Insurance, dividends are subject to Ohio insurance code 3901.34.

D. The dates and amounts of dividends paid. Note for each payment whether the dividend was ordinary or extraordinary.

There was an extraordinary dividend of \$58,000,000 paid on August 24, 2020.

E. The portion of the reporting entity's profits that may be paid as ordinary dividends to stockholders.

Within the limitations of (C) above, there are no restrictions placed on the portion of Company profits that may be paid as ordinary dividends to stockholders.

F. Surplus Restrictions - Not Applicable

G. Surplus Advances - Not Applicable

H. Stock Held for Special Purposes - Not Applicable

I. Changes in Special Surplus Funds - Not Applicable

J. Unassigned Funds (Surplus)

The portion of unassigned funds (surplus) reduced by cumulative unrealized losses is \$1,074,770

K. Company-Issued Surplus Debentures or Similar Obligations - Not Applicable

L. Impact of Any Restatement Due to Prior Quasi-Reorganizations

The impact of any restatement due to prior quasi-reorganization is as follows:

The Company, through approval of the Director of the Ohio Department of Insurance, reset its December 31, 2019 unassigned surplus funds to \$0 via quasi-reorganization pursuant to the provisions of SSAP 72. The impact of the restatement due to the quasi-reorganization is as follows:

	Change in Year Surplus	Change in Gross Paid-in and Contributed Surplus
Pre Quasi-Reorganization 2019.....	\$.....(9,080,493)	\$..... 15,000,000
Post Quasi-Reorganization.....		5,919,507
M. The effective date of a quasi-reorganization for a period of ten years following the reorganization.		
See note 13.L.		

14. Liabilities, Contingencies and Assessments - No Significant Changes

15. Leases - Not Applicable

16. Information About Financial Instruments With Off-Balance-Sheet Risk And Financial Instruments With Concentrations of Credit Risk - Not Applicable

17. Sale, Transfer and Servicing of Financial Assets and Extinguishments of Liabilities - Not Applicable

18. Gain or Loss to the Reporting Entity from Uninsured Plans and the Uninsured Portion of Partially Insured Plans - Not Applicable

19. Direct Premium Written/Produced by Managing General Agents/Third Party Administrators

Name and Address of Managing General Agent or Third Party Administration	FEIN Number	Exclusive Contract	Types of Business Written	Type of Authority Granted	Total Direct Premium Written / Produced By
SafeLease Insurance Services LLC, 2000 Edwards St. Building A Houston, TX 77007.....	85-1751600	YES	General Liability.....	C/CA/P/B/U.....	\$..... 4,118,449
MASA Insurance Services, Inc. 1520 Pine Island Rd. Suite 500 Plantation, FL 33324.....	86-2733021	NO	Personal Inland Marine & Accident & Health.....	C/CA/P/B/U.....	2,651,969
Steadily Insurance Agency, 6301 Mountainclimb Dr, Austin, TX 78731.....	85-3578016	NO	Fire.....	C/CA/P/B/U.....	20,072,236
Total.....					<u>\$..... 26,842,654</u>

Notes to the Financial Statements

20. Fair Value Measurements

A. Fair Value Measurement

(1) Fair value at reporting date

- The Company has categorized its assets and liabilities that are reported on the balance sheet at fair value into the three-level fair value hierarchy as reflected in the table below. The three-level fair value hierarchy is based on the degree of subjectivity inherent in the valuation method by which fair value was determined. The three levels are defined as follows:
- Level 1 - Quoted prices in active markets for identical assets and liabilities: This category is for items measured at fair value on a recurring basis includes exchange-trade stocks. The fair value of these stocks is based on quoted prices in active markets.
  - Level 2 Significant observable inputs: The estimated fair values for some of these items are determined by independent pricing services using observable inputs. Others are based on quotes from markets which are not considered actively traded. This category is for items measured at fair value on a recurring basis may include long term bonds.
  - Level 3 - Significant unobservable inputs: The estimated fair values for these items may be determined by various parties using methods that are not available to the Company, or that may be unavailable to the general public. This category is for items measured at fair value on a recurring basis may include limited partnerships or other invested assets.

Description for each class of asset or liability	Level 1	Level 2	Level 3	Net Asset Value (NAV)	Total
a. Assets at fair value					
Bonds	\$ 5,233,969	\$ 33,166,893			\$ 38,400,862
Cash Equivalent	5,926,672				5,926,672
Cash	10,600,732				10,600,732
Total assets at fair value/NAV	\$ 21,761,373	\$ 33,166,893			\$ 54,928,266
b. Liabilities at fair value					
Total liabilities at fair value					

(2) Fair value measurements in Level 3 of the fair value hierarchy - Not Applicable

(3) Policy on transfers into and out of Level 3 - Not Applicable

(4) Description of Valuation Techniques and Inputs Used in Fair Value Measurement

Bonds carried at fair value categorized as Level 2 were valued using a market approach. These valuations were determined to be Level 2 valuations as quoted market prices for similar instruments in an active market were utilized. This was accomplished by the use of matrix pricing. Matrix pricing takes quoted prices of bonds with similar features and applies analytic methods to determine the fair value of bonds held. Features that are inputs into the analysis include duration, credit quality, tax status and call and sinking fund features.

Preferred stocks carried at fair value categorized as Level 2 were valued using a market approach. These valuations were determined to be Level 2 valuations because either quoted markets prices for similar instruments in an active market were utilized via matrix pricing as described above or because quoted markets prices for identical instruments trading in an inactive market were utilized.

Common stocks carried at fair value categorized as Level 2 were valued using a market approach. These valuations were determined to be Level 2 valuations because of quoted markets prices for identical instruments trading in an inactive market were utilized. When an equity instrument is illiquid due to limited trading activity, the use of quoted markets prices for identical instruments was determined by the Company to the most reliable method to determine fair value.

(5) Derivatives - Not Applicable

B. Other Fair Value Disclosures - Not Applicable

C. Fair Values for All Financial Instruments by Level 1, 2 and 3

Type of Financial Instrument	Aggregate Fair Value	Admitted Assets	Level 1	Level 2	Level 3	Net Asset Value (NAV)	Not Practicable (Carrying Value)
Bonds	\$ 38,400,862	\$ 39,297,713	\$ 5,233,969	\$ 33,166,893		\$	\$
Cash Equivalent	5,926,672	5,704,586	5,926,672				
Cash	10,600,732	216,719	10,600,732				

D. Not Practicable to Estimate Fair Value - Not Applicable

E. Nature and Risk of Investments Reported at NAV - Not Applicable

21. Other Items - Not Applicable

22. Events Subsequent

The Company has no material subsequent events through November 15, 2024.

23. Reinsurance

A. Unsecured Reinsurance Recoverables

The Company does have unsecured aggregate recoverables for paid and unpaid losses, including IBNR, loss adjustment expenses and unearned premium from individual reinsurers authorized or unauthorized, that exceeds 3% of capital and surplus.

Notes to the Financial Statements

23. Reinsurance (Continued)

Individual Reinsurers with Unsecured Reinsurance Recoverables Exceeding 3% of Policyholder Surplus

Individual Reinsurers Who Are Not Members of a Group

FEIN	Reinsurer Name	Unsecured Amount
22-2005057	Everest Re Company	\$ 4,919,918
95-2769232	Insurance Company of the West	3,229,895
13-2997499	SiriusPoint America Insurance Co	2,984,504

All Members of the Groups Shown above with Unsecured Reinsurance Recoverables

B. Reinsurance Recoverable in Dispute - Not Applicable

C. Reinsurance Assumed and Ceded

(1) Maximum amount of return commission that would have been due reinsurers if all of the company's reinsurance was canceled or if the company's insurance assumed was canceled

	Assumed Reinsurance		Ceded Reinsurance		Net	
	Premium Reserve	Commission Equity	Premium Reserve	Commission Equity	Premium Reserve	Commission Equity
a. Affiliates	\$	\$	\$ 4,625,283	\$	\$ (4,625,283)	\$
b. All other	3,581,888		69,353,741	18,119,564	(65,771,853)	(18,119,564)
c. Total (a+b)	\$ 3,581,888	\$	\$ 73,979,024	\$ 18,119,564	\$ (70,397,136)	\$ (18,119,564)
d. Direct unearned premium reserve			\$ 70,948,087			

(2) The additional or return commission, predicated on loss experience or on any other form of profit sharing arrangements in this statement as a result of existing contractual arrangements is accrued as follows:

Reinsurance

	Direct	Assumed	Ceded	Net
a. Contingent commission	\$ (319,215)	\$	\$ (1,024,539)	\$ 705,324
b. Sliding scale adjustments				
c. Other profit commission arrangements				
d. Total (a+b+c)	\$ (319,215)	\$	\$ (1,024,539)	\$ 705,324

(3) Risks attributed to each of the company's protected cells - Not Applicable

D. Uncollectible Reinsurance - Not Applicable

E. Commutation of Ceded Reinsurance - Not Applicable

F. Retroactive Reinsurance - Not Applicable

G. Reinsurance Accounted for as a Deposit - Not Applicable

H. Disclosures for the Transfer of Property and Casualty Run-Off Agreements - Not Applicable

I. Certified Reinsurer Rating Downgraded or Status Subject to Revocation - Not Applicable

J. Reinsurance Agreements Qualifying for Reinsurer Aggregation - Not Applicable

K. Reinsurance Credit - Not Applicable

24. Retrospectively Rated Contracts & Contracts Subject to Redetermination - Not Applicable

25. Changes in Incurred Losses and Loss Adjustment Expenses

A. Reasons for Changes in the Provision for Incurred Loss and Loss Adjustment Expenses Attributable to Insured Events of Prior Years

Net reserves as of September 30, 2024 were \$0. This is equivalent to the net reserves as of December 31, 2023. The Company cedes 100% of outstanding reserves after third-party reinsurance to Obsidian Specialty Insurance Company (NAIC #16871) per the pooling agreement.

B. Significant Changes in Methodologies and Assumptions Used in Calculating the Liability for Unpaid Losses and Loss Adjustment Expenses - Not Applicable

26. Intercompany Pooling Arrangements

A. As of September 30, 2024, the Pooling Participation Percentages are:

Obsidian Specialty Insurance Company (NAIC #16871): 100%  
Obsidian Insurance Company (NAIC #35602): 0%  
Obsidian Pacific Insurance Company (NAIC #26395): 0%

Effective December 31, 2023, the Reinsurance Pooling Agreement was amended so that Obsidian Specialty Insurance Company (NAIC #16871) will retain 100% of the liabilities of the pool. Therefore, all outstanding balances were ceded to Obsidian Specialty Insurance Company consistent with the amendment. The Reinsurance Pooling Agreement was approved by the pool participants domiciliary regulators.

Obsidian Specialty Insurance Company is the lead entity.

B. Obsidian Insurance Company (NAIC #35602), Obsidian Pacific Insurance Company (NAIC #26395), and Obsidian Specialty Insurance Company (NAIC #16871) entered into a Reinsurance Pooling Agreement. This agreement provides for the acceptance and sharing of all insurance risk for all lines and types of business written by each company. The Reinsurance Pooling Agreement was approved by the pool participants domiciliary regulators.

Notes to the Financial Statements

26. Intercompany Pooling Arrangements (Continued)

- C. Not Applicable
- D. Not Applicable
- E. Not Applicable
- F. Under the Reinsurance Pooling Agreement, as amended, net premium, net losses and net reserves after taking into account all third-party reinsurance of Obsidian Insurance Company and Obsidian Pacific Insurance Company are 100% ceded to Obsidian Specialty Insurance Company, the lead entity. Obsidian Specialty Insurance Company retains 100% of the premiums, losses and reserves of the pool.
- G. As of September 30, 2024, the total amount under the Reinsurance Pooling Agreement due to the pool was \$5,090,825.

27. Structured Settlements - Not Applicable

28. Health Care Receivables - Not Applicable

29. Participating Policies - Not Applicable

30. Premium Deficiency Reserves - Not Applicable

31. High Deductibles - Not Applicable

32. Discounting of Liabilities For Unpaid Losses or Unpaid Loss Adjustment Expenses - Not Applicable

33. Asbestos/Environmental Reserves - Not Applicable

34. Subscriber Savings Accounts - Not Applicable

35. Multiple Peril Crop Insurance

The Company does not write multiple peril crop insurance.

36. Financial Guaranty Insurance - Not Applicable

GENERAL INTERROGATORIES  
PART 1 - COMMON INTERROGATORIES

GENERAL

- 1.1 Did the reporting entity experience any material transactions requiring the filing of Disclosure of Material Transactions with the State of Domicile, as required by the Model Act?.....NO.....
- 1.2 If yes, has the report been filed with the domiciliary state?.....
- 2.1 Has any change been made during the year of this statement in the charter, by-laws, articles of incorporation, or deed of settlement of the reporting entity?.....NO.....
- 2.2 If yes, date of change:.....
- 3.1 Is the reporting entity a member of an Insurance Holding Company System consisting of two or more affiliated persons, one or more of which is an insurer?.....YES.....  
If yes, complete Schedule Y, Parts 1 and 1A.
- 3.2 Have there been any substantial changes in the organizational chart since the prior quarter end?.....NO.....
- 3.3 If the response to 3.2 is yes, provide a brief description of those changes.  
.....
- 3.4 Is the reporting entity publicly traded or a member of a publicly traded group?.....NO.....
- 3.5 If the response to 3.4 is yes, provide the CIK (Central Index Key) code issued by the SEC for the entity/group.....
- 4.1 Has the reporting entity been a party to a merger or consolidation during the period covered by this statement?.....NO.....
- 4.2 If yes, provide the name of entity, NAIC Company Code, and state of domicile (use two letter state abbreviation) for any entity that has ceased to exist as a result of the merger or consolidation.

1	2	3
Name of Entity	NAIC Company Code	State of Domicile

5. If the reporting entity is subject to a management agreement, including third-party administrator(s), managing general agent(s), attorney-in-fact, or similar agreement, have there been any significant changes regarding the terms of the agreement or principals involved?.....NO.....  
If yes, attach an explanation.  
.....
- 6.1 State as of what date the latest financial examination of the reporting entity was made or is being made.....12/31/2020.....
- 6.2 State the as of date that the latest financial examination report became available from either the state of domicile or the reporting entity. This date should be the date of the examined balance sheet and not the date the report was completed or released.....12/31/2020.....
- 6.3 State as of what date the latest financial examination report became available to other states or the public from either the state of domicile or the reporting entity. This is the release date or completion date of the examination report and not the date of the examination (balance sheet date).....03/03/2022.....
- 6.4 By what department or departments?  
Ohio Department of Insurance.....
- 6.5 Have all financial statement adjustments within the latest financial examination report been accounted for in a subsequent financial statement filed with Departments?.....YES.....
- 6.6 Have all of the recommendations within the latest financial examination report been complied with?.....YES.....
- 7.1 Has this reporting entity had any Certificates of Authority, licenses or registrations (including corporate registration, if applicable) suspended or revoked by any governmental entity during the reporting period?.....NO.....
- 7.2 If yes, give full information  
.....
- 8.1 Is the company a subsidiary of a bank holding company regulated by the Federal Reserve Board?.....NO.....
- 8.2 If response to 8.1 is yes, please identify the name of the bank holding company.  
.....
- 8.3 Is the company affiliated with one or more banks, thrifts or securities firms?.....NO.....
- 8.4 If response to 8.3 is yes, please provide below the names and location (city and state of the main office) of any affiliates regulated by a federal regulatory services agency [i.e. the Federal Reserve Board (FRB), the Office of the Comptroller of the Currency (OCC), the Federal Deposit Insurance Corporation (FDIC) and the Securities Exchange Commission (SEC)] and identify the affiliates primary federal regulator.

1	2	3	4	5	6
Affiliate Name	Location (City, State)	FRB	OCC	FDIC	SEC

- 9.1 Are the senior officers (principal executive officer, principal financial officer, principal accounting officer or controller, or persons performing similar functions) of the reporting entity subject to a code of ethics, which includes the following standards?.....YES.....  
(a) Honest and ethical conduct, including the ethical handling of actual or apparent conflicts of interest between personal and professional relationships;  
(b) Full, fair, accurate, timely and understandable disclosure in the periodic reports required to be filed by the reporting entity;  
(c) Compliance with applicable governmental laws, rules and regulations;  
(d) The prompt internal reporting of violations to an appropriate person or persons identified in the code; and  
(e) Accountability for adherence to the code.
- 9.11 If the response to 9.1 is No, please explain:  
.....
- 9.2 Has the code of ethics for senior managers been amended?.....NO.....
- 9.21 If the response to 9.2 is Yes, provide information related to amendment(s).  
.....
- 9.3 Have any provisions of the code of ethics been waived for any of the specified officers?.....NO.....
- 9.31 If the response to 9.3 is Yes, provide the nature of any waiver(s).  
.....

FINANCIAL

- 10.1 Does the reporting entity report any amounts due from parent, subsidiaries or affiliates on Page 2 of this statement?.....NO.....
- 10.2 If yes, indicate any amounts receivable from parent included in the Page 2 amount:.....\$.....

GENERAL INTERROGATORIES  
PART 1 - COMMON INTERROGATORIES

INVESTMENT

- 11.1 Were any of the stocks, bonds, or other assets of the reporting entity loaned, placed under option agreement, or otherwise made available for use by another person? (Exclude securities under securities lending agreements.) NO
- 11.2 If yes, give full and complete information relating thereto:
12. Amount of real estate and mortgages held in other invested assets in Schedule BA: \$
13. Amount of real estate and mortgages held in short-term investments: \$
- 14.1 Does the reporting entity have any investments in parent, subsidiaries and affiliates? NO
- 14.2 If yes, please complete the following:

	1	2
	Prior Year-End Book / Adjusted Carrying Value	Current Quarter Book / Adjusted Carrying Value
14.21 Bonds	\$	\$
14.22 Preferred Stock		
14.23 Common Stock		
14.24 Short-Term Investments		
14.25 Mortgage Loans on Real Estate		
14.26 All Other		
14.27 Total Investment in Parent, Subsidiaries and Affiliates (Subtotal Lines 14.21 to 14.26)		
14.28 Total Investment in Parent included in Lines 14.21 to 14.26 above		

- 15.1 Has the reporting entity entered into any hedging transactions reported on Schedule DB? NO
- 15.2 If yes, has a comprehensive description of the hedging program been made available to the domiciliary state? N/A
- If no, attach a description with this statement.

16. For the reporting entity's security lending program, state the amount of the following as of the current statement date:
- 16.1 Total fair value of reinvested collateral assets reported on Schedule DL, Parts 1 and 2 \$
- 16.2 Total book adjusted/carrying value of reinvested collateral assets reported on Schedule DL, Parts 1 and 2 \$
- 16.3 Total payable for securities lending reported on the liability page \$

17. Excluding items in Schedule E - Part 3 - Special Deposits, real estate, mortgage loans and investments held physically in the reporting entity's offices, vaults or safety deposit boxes, were all stocks, bonds and other securities, owned throughout the current year held pursuant to a custodial agreement with a qualified bank or trust company in accordance with Section 1, III - General Examination Considerations, F. Outsourcing of Critical Functions, Custodial or Safekeeping Agreements of the NAIC *Financial Condition Examiners Handbook*? YES

- 17.1 For all agreements that comply with the requirements of the *Financial Condition Examiners Handbook*, complete the following:

1	2
Name of Custodian(s)	Custodian Address
PRINCIPAL CUSTODY SOLUTIONS	510 N VALLEY MILLS DRIVE, SUITE 400, WACO, TEXAS
CENTURY BANK	100 S. FEDERAL PLACE, SANTA FE, NM 87501
US BANK, N.A.	50 S. 16TH STREET, SUITE 2000, PHILA, PA 19102
BANK OF OKLAHOMA	ONE WILLIAMS CENTER, TULSA, OK 74172
TD BANK	2035 LIMESTONE ROAD, WILMINGTON, DELAWARE 19808
AVENU INSIGHTS & ANALYTICS	100 HANCOCK STREET, 10TH FLOOR, QUINCY, MA 02171
SIMMONS BANK WEALTH MANAGEMENT	501 S.MAIN STREET PINEBLUFF, AR 71601-3427

- 17.2 For all agreements that do not comply with the requirements of the NAIC *Financial Condition Examiners Handbook*, provide the name, location and a complete explanation:

1	2	3
Name(s)	Location(s)	Complete Explanation(s)

- 17.3 Have there been any changes, including name changes, in the custodian(s) identified in 17.1 during the current quarter? NO
- 17.4 If yes, give full and complete information relating thereto:

1	2	3	4
Old Custodian	New Custodian	Date of Change	Reason

- 17.5 Investment management - Identify all investment advisors, investment managers, broker/dealers, including individuals that have the authority to make investment decisions on behalf of the reporting entity. For assets that are managed internally by employees of the reporting entity, note as such. ["...that have access to the investment accounts"; "...handle securities"]

1	2
Name of Firm or Individual	Affiliation
NEW ENGLAND ASSET MANAGEMENT, INC.	U

- 17.5097 For those firms/individuals listed in the table for Question 17.5, do any firms/individuals unaffiliated with the reporting entity (i.e., designated with a "U") manage more than 10% of the reporting entity's invested assets? YES
- 17.5098 For firms/individuals unaffiliated with the reporting entity (i.e., designated with a "U") listed in the table for Question 17.5, does the total assets under management aggregate to more than 50% of the reporting entity's invested assets? YES

- 17.6 For those firms or individuals listed in the table for 17.5 with an affiliation code of "A" (affiliated) or "U" (unaffiliated), provide the information for the table below.

1	2	3	4	5
Central Registration Depository Number	Name of Firm or Individual	Legal Entity Identifier (LEI)	Registered With	Investment Management Agreement (IMA) Filed
105900	NEW ENGLAND ASSET MANAGEMENT, INC.	KUR85E5PS4GQFZTFC130	SEC	DS

GENERAL INTERROGATORIES  
PART 1 - COMMON INTERROGATORIES

- 18.1 Have all the filing requirements of the *Purposes and Procedures Manual of the NAIC Investment Analysis Office* been followed? .....YES.....
- 18.2 If no, list exceptions:  
.....
19. By self-designating 5GI securities, the reporting entity is certifying the following elements for each self-designated 5GI security:  
a. Documentation necessary to permit a full credit analysis of the security does not exist or an NAIC CRP credit rating for an FE or PL security is not available.  
b. Issuer or obligor is current on all contracted interest and principal payments.  
c. The insurer has an actual expectation of ultimate payment of all contracted interest and principal.  
Has the reporting entity self-designated 5GI securities? .....NO.....
20. By self-designating PLGI securities, the reporting entity is certifying the following elements of each self-designated PLGI security:  
a. The security was purchased prior to January 1, 2018.  
b. The reporting entity is holding capital commensurate with the NAIC Designation reported for the security.  
c. The NAIC Designation was derived from the credit rating assigned by an NAIC CRP in its legal capacity as a NRSRO which is shown on a current private letter rating held by the insurer and available for examination by state insurance regulators.  
d. The reporting entity is not permitted to share this credit rating of the PL security with the SVO.  
Has the reporting entity self-designated PLGI securities? .....NO.....
21. By assigning FE to a Schedule BA non-registered private fund, the reporting entity is certifying the following elements of each self-designated FE fund:  
a. The shares were purchased prior to January 1, 2019.  
b. The reporting entity is holding capital commensurate with the NAIC Designation reported for the security.  
c. The security had a public credit rating(s) with annual surveillance assigned by an NAIC CRP in its legal capacity as an NRSRO prior to January 1, 2019.  
d. The fund only or predominantly holds bonds in its portfolio.  
e. The current reported NAIC Designation was derived from the public credit rating(s) with annual surveillance assigned by an NAIC CRP in its legal capacity as an NRSRO.  
f. The public credit rating(s) with annual surveillance assigned by an NAIC CRP has not lapsed.  
Has the reporting entity assigned FE to Schedule BA non-registered private funds that complied with the above criteria? .....NO.....



GENERAL INTERROGATORIES  
PART 2 – PROPERTY & CASUALTY INTERROGATORIES

1. If the reporting entity is a member of a pooling arrangement, did the agreement or the reporting entity's participation change?.....NO.....  
If yes, attach an explanation.  
.....
2. Has the reporting entity reinsured any risk with any other reporting entity and agreed to release such entity from liability, in whole or in part, from any loss that may occur on the risk, or portion thereof, reinsured?.....NO.....  
If yes, attach an explanation.  
.....
- 3.1 Have any of the reporting entity's primary reinsurance contracts been canceled?.....NO.....
- 3.2 If yes, give full and complete information thereto  
.....
- 4.1 Are any of the liabilities for unpaid losses and loss adjustment expenses other than certain workers' compensation tabular reserves (see Annual Statement Instructions pertaining to disclosure of discounting for definition of "tabular reserves,") discounted at a rate of interest greater than zero?.....NO.....
- 4.2 If yes, complete the following schedule:

			Total Discount				Discount Taken During Period			
1	2	3	4	5	6	7	8	9	10	11
Line of Business	Maximum Interest	Disc. Rate	Unpaid Losses	Unpaid LAE	IBNR	Total	Unpaid Losses	Unpaid LAE	IBNR	Total
Total.....										
5. Operating Percentages:

5.1 A&H loss percent.....%

5.2 A&H cost containment percent.....%

5.3 A&H expense percent excluding cost containment expenses.....%
- 6.1 Do you act as a custodian for health savings accounts?.....NO.....
- 6.2 If yes, please provide the amount of custodial funds held as of the reporting date.....\$.....
- 6.3 Do you act as an administrator for health savings accounts?.....NO.....
- 6.4 If yes, please provide the balance of the funds administered as of the reporting date.....\$.....
7. Is the reporting entity licensed or chartered, registered, qualified, eligible or writing business in at least two states?.....YES.....
- 7.1 If no, does the reporting entity assume reinsurance business that covers risks residing in at least one state other than the state of domicile of the reporting entity?.....

SCHEDULE F - CEDED REINSURANCE

Showing All New Reinsurers - Current Year to Date

1	2	3	4	5	6	7
NAIC Company Code	ID Number	Name of Reinsurer	Domiciliary Jurisdiction	Type of Reinsurer	Certified Reinsurer Rating (1 through 6)	Effective Date of Certified Reinsurer Rating
U.S. Insurers						
15563	43-1436329	Clear Spring P & C	IL	Authorized	4	10/02/2024
20362	22-3818012	Mitsui Sumitomo Insurance Company of America	NJ	Authorized	2	06/09/2023
10219	23-1641984	QBE Reinsurance Corporation	WI	Authorized	3	07/01/2024
All Other Insurers						
00000	AA-1120090	Ambridge Partners - Lloyds Syndicate 4711 - Aspen	GBR	Authorized	3	06/16/2023
00000	AA-1120156	AXIS - Lloyds Syndicate -1686	GBR	Authorized	3	09/07/2023
00000	AA-3191190	Hamilton Re, Ltd.	BMU	Unauthorized	3	04/30/2024
00000	AA-1460080	Helvetia Swiss Insurance	SWZ	Authorized	3	10/10/2024
00000	AA-5320039	Peak Reins Co Ltd	HKG	Unauthorized	4	10/19/2023
00000	AA-3191432	Vantage Risk Ltd.	BMU	Unauthorized	4	02/20/2024

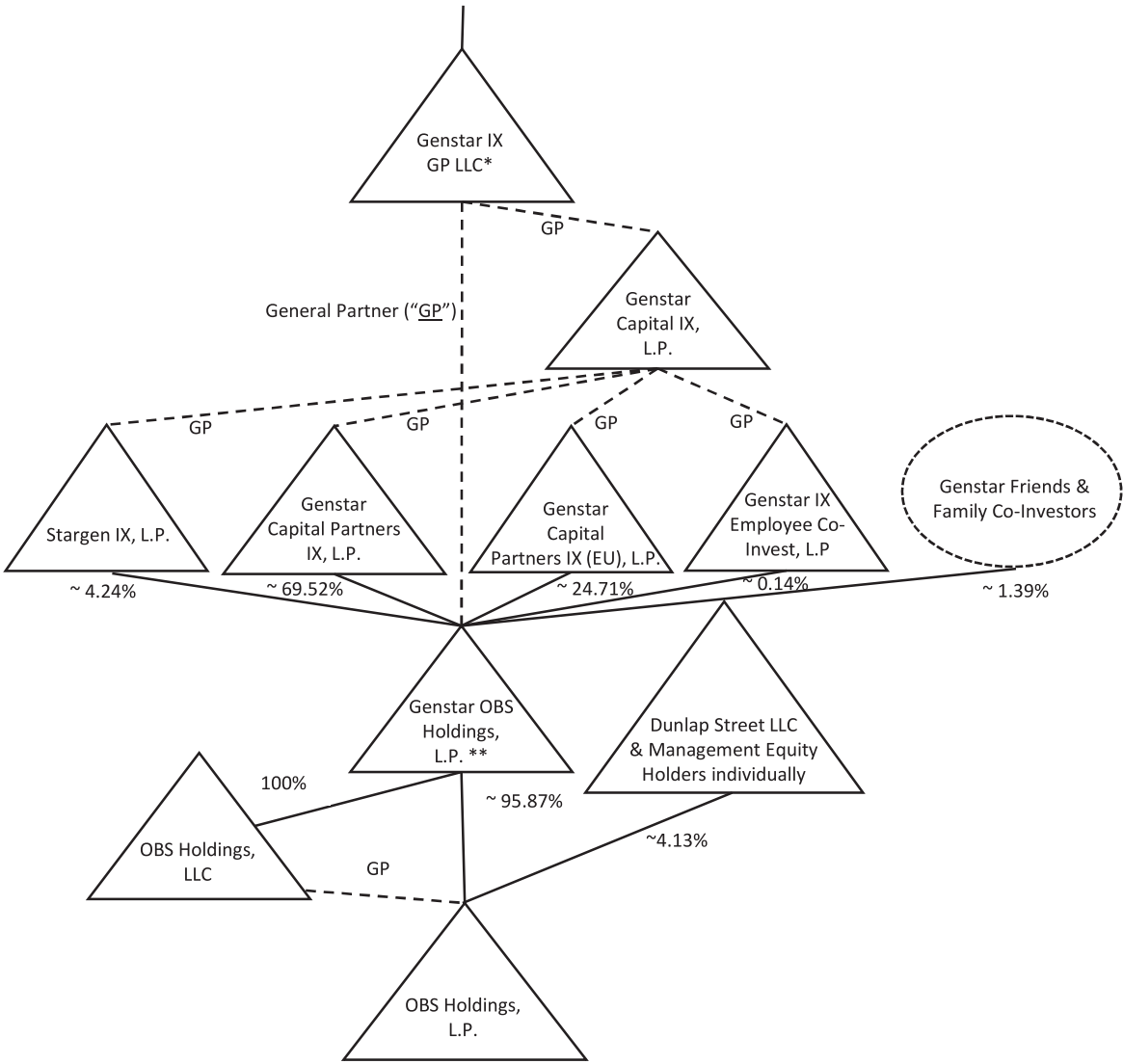
SCHEDULE T – EXHIBIT OF PREMIUMS WRITTEN  
Current Year to Date - Allocated by States and Territories

States, Etc.		1		Direct Premiums Written		Direct Losses Paid (Deducting Salvage)		Direct Losses Unpaid	
		Active Status (a)		2	3	4	5	6	7
				Current Year To Date	Prior Year To Date	Current Year To Date	Prior Year To Date	Current Year To Date	Prior Year To Date
1.	Alabama.....	AL	L	3,322,510	3,544,910	295,993	38,555	2,994,730	1,285,945
2.	Alaska.....	AK	L	5,908	–	23,444		1,382	
3.	Arizona.....	AZ	L	3,319,653	1,358,031	1,019,754	465,821	1,138,152	167,145
4.	Arkansas.....	AR	L	801,145	223,761	913,342	6,792	241,078	46,976
5.	California.....	CA	N	–	–	361,255	–	–	
6.	Colorado.....	CO	L	628,858	242,174		13,097	202,718	42,226
7.	Connecticut.....	CT	L	34,200	30,149		31,024	63,211	4,522
8.	Delaware.....	DE	L	325,453	101,929		26,415	40,027	17,839
9.	District of Columbia.....	DC	L	–					30,000
10.	Florida.....	FL	L	3,761,336	825,121	293,104	142,427	1,706,748	2,247,699
11.	Georgia.....	GA	L	5,427,156	6,668,000	1,203,106	3,050,967	5,339,850	3,685,255
12.	Hawaii.....	HI	L	14,546	–			1,763	
13.	Idaho.....	ID	L	320,051	30,529	7,800		52,989	2,513
14.	Illinois.....	IL	L	8,343,918	6,458,860	3,986,068	322,408	8,080,279	3,684,862
15.	Indiana.....	IN	L	6,434,460	1,982,753	243,310	93,989	2,263,444	1,389,228
16.	Iowa.....	IA	L	2,459,221	713,861	90,415	1,478	712,121	342,545
17.	Kansas.....	KS	L	2,078,686	831,354	162,218		808,135	220,922
18.	Kentucky.....	KY	L	1,915,176	1,057,403	516,392	71,683	994,533	426,868
19.	Louisiana.....	LA	L	2,322,114	704,079			720,949	75,647
20.	Maine.....	ME	L	208,908	32,493		1,800	52,502	1,541
21.	Maryland.....	MD	L	2,393,245	993,587	58,041	93,858	856,084	116,716
22.	Massachusetts.....	MA	L	315,623	4,765			70,648	715
23.	Michigan.....	MI	L	3,427,552	1,689,648	1,632,370	247,601	2,022,973	1,085,803
24.	Minnesota.....	MN	L	1,010,717	5,867	20,683	41,729	467,604	94,061
25.	Mississippi.....	MS	L	991,497	1,089,220	616,060	34,959	1,035,760	413,471
26.	Missouri.....	MO	L	5,525,796	1,664,041	1,041,746	308,591	1,331,713	252,032
27.	Montana.....	MT	L	238,179	51,647	14,100		148,839	2,677
28.	Nebraska.....	NE	L	1,500,084	247,768	435,596	6,890	347,686	10,954
29.	Nevada.....	NV	L	1,429,276	193,283	293,904	15,030	365,037	20,418
30.	New Hampshire.....	NH	L	98,765	82			12,698	12
31.	New Jersey.....	NJ	L	5,606,666	1,709,524	124,822	35,150	3,796,030	493,558
32.	New Mexico.....	NM	L	348,619	79,383	13,727	89,075	83,457	9,365
33.	New York.....	NY	L	14,004,411	6,731,972	1,121,008	64,763	8,840,438	833,287
34.	North Carolina.....	NC	L	1,037,357	295,087	40,371		267,609	267,287
35.	North Dakota.....	ND	L	129,946	2,123			33,798	141
36.	Ohio.....	OH	L	3,441,073	2,324,148	1,000,638	612,431	1,863,071	1,133,727
37.	Oklahoma.....	OK	L	1,337,397	309,920	143,476	27,946	540,892	97,316
38.	Oregon.....	OR	L	487,305	48,342	11,901		152,910	133,672
39.	Pennsylvania.....	PA	L	4,889,370	2,289,573	393,884	105,336	2,714,249	566,368
40.	Rhode Island.....	RI	L	21,072	4,529	11,630	24,959	14,464	30,679
41.	South Carolina.....	SC	L	2,564,298	1,511,344	346,371	48,632	1,485,512	620,612
42.	South Dakota.....	SD	L	113,828	17,161		8,629	34,184	879
43.	Tennessee.....	TN	L	4,982,782	525,964	294,085	111,517	1,290,121	859,285
44.	Texas.....	TX	L	10,976,090	3,066,904	799,527	599,630	7,596,479	2,721,443
45.	Utah.....	UT	L	286,033	401,777	29,062	–	612,493	56,231
46.	Vermont.....	VT	L	4,369	–			602	
47.	Virginia.....	VA	L	250,212			28,035	44,167	21,000
48.	Washington.....	WA	L	184,440	455,667	68,573	50,115	74,993	58,988
49.	West Virginia.....	WV	L	125,945	44,057	18,781	8,645	46,362	46,915
50.	Wisconsin.....	WI	L	1,409,677	325,738	259,438	18,818	482,607	102,976
51.	Wyoming.....	WY	L	98,845				13,361	342,002
52.	American Samoa.....	AS	N						
53.	Guam.....	GU	N						
54.	Puerto Rico.....	PR	N						
55.	U.S. Virgin Islands.....	VI	N						
56.	Northern Mariana Islands.....	MP	N						
57.	Canada.....	CAN	N						
58.	Aggregate Other Alien.....	OT	XXX						
59.	Totals.....		XXX	110,953,768	50,888,528	17,905,995	6,848,795	62,061,452	24,064,323
Details of Write-Ins									
58001.			XXX						
58002.			XXX						
58003.			XXX						
58998.	Summary of remaining write-ins for Line 58 from overflow page.....		XXX						
58999.	Totals (Lines 58001 through 58003 plus 58998) (Line 58 above).....		XXX						

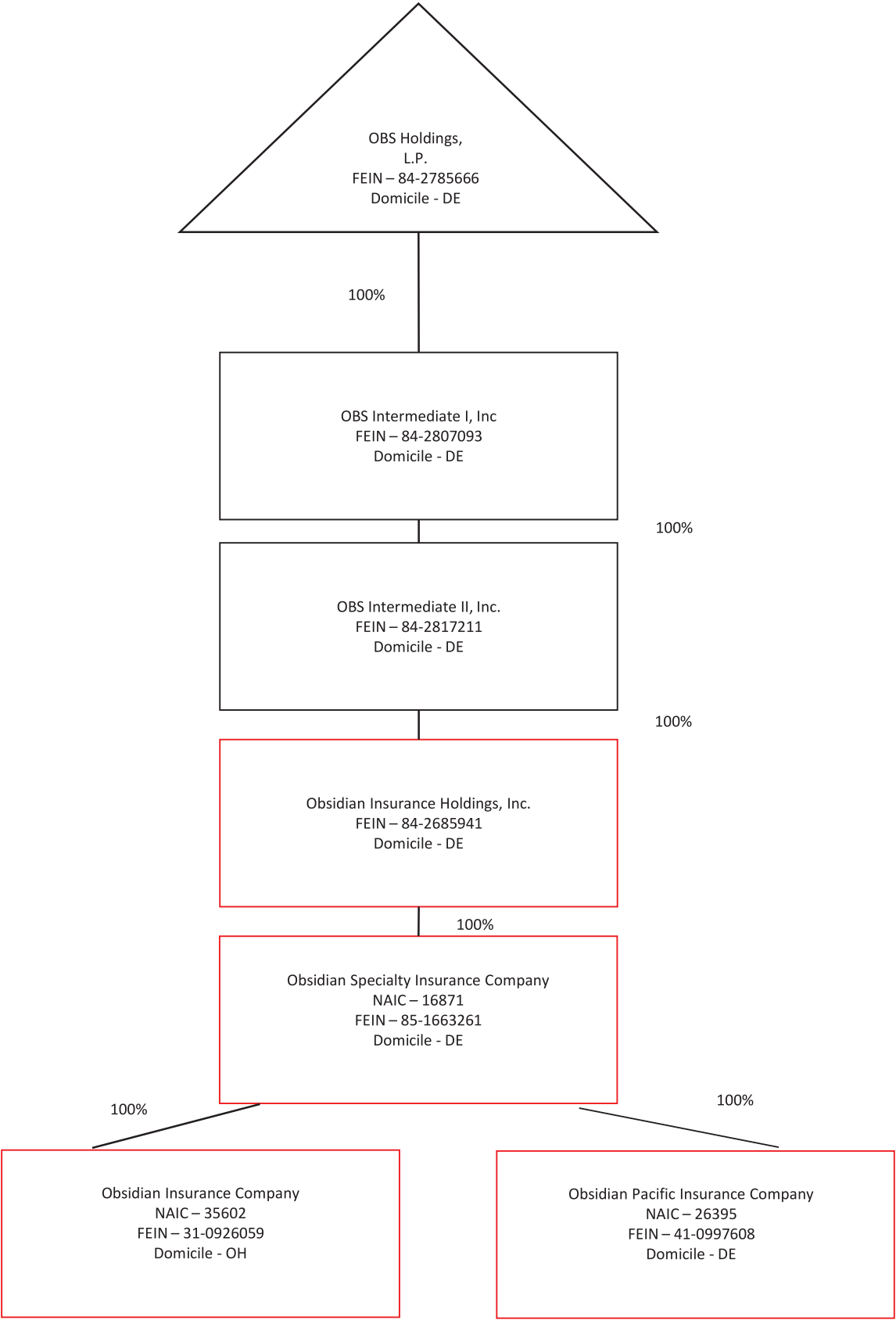
(a) Active Status Counts

1. L – Licensed or Chartered - Licensed insurance carrier or domiciled RRG.....	50	4. Q – Qualified - Qualified or accredited reinsurer.....	–
		Domestic Surplus Lines Insurer (DSLII) – Reporting entities	
2. R – Registered – Non-domiciled RRGs.....	–	5. D – authorized to write surplus lines in the state of domicile.....	–
3. E – Eligible - Reporting entities eligible or approved to write surplus lines in the state (other than the state of domicile - see DSLII).....	–	6. N – None of the above - Not allowed to write business in the state.....	7

SCHEDULE Y - INFORMATION CONCERNING ACTIVITIES OF INSURER MEMBERS OF A HOLDING COMPANY GROUP  
PART 1 - ORGANIZATIONAL CHART



SCHEDULE Y - INFORMATION CONCERNING ACTIVITIES OF INSURER MEMBERS OF A HOLDING COMPANY GROUP  
PART 1 - ORGANIZATIONAL CHART



SCHEDULE Y

PART 1A - DETAIL OF INSURANCE HOLDING COMPANY SYSTEM

1	2	3	4	5	6	7	8	9	10	11	12	13	14	15	16
Group Code	Group Name	NAIC Company Code	ID Number	Federal RSSD	CIK	Name of Securities Exchange if Publicly Traded (U.S. or International)	Names of Parent, Subsidiaries Or Affiliates	Domiciliary Location	Relationship to Reporting Entity	Directly Controlled by (Name of Entity/Person)	Type of Control (Ownership, Board, Management, Attorney-in-Fact, Influence, Other)	If Control is Ownership Provide Percentage	Ultimate Controlling Entity(ies) / Person(s)	Is an SCA Filing Required? (Yes/No)	*
	Genstar IX GP LLC		83-3208310				Genstar IX GP LLC	DE	UIP	Genstar IX GP LLC				NO	
	Genstar Capital IX LP		83-3126286				Genstar IX GP LLC	DE	UIP	Genstar IX GP LLC	OWNERSHIP	100.000	Genstar IX GP LLC	NO	
	Genstar Capital Partners IX		83-3170510				Genstar Capital IX LP	DE	NIA	Genstar IX GP LLC	OWNERSHIP	69.520	Genstar IX GP LLC	NO	
	Genstar Capital Ptnrs IX (EU)		83-3159360				Genstar Capital IX LP	DE	NIA	Genstar IX GP LLC	OWNERSHIP	24.710	Genstar IX GP LLC	NO	
	Stargen IX LP		83-3191143				Genstar Capital IX LP	DE	NIA	Genstar IX GP LLC	OWNERSHIP	4.240	Genstar IX GP LLC	NO	
	Genstar IX Empl Co-Invest		84-2772105				Genstar Capital IX LP	DE	NIA	Genstar IX GP LLC	OWNERSHIP	0.140	Genstar IX GP LLC	NO	
	Dunlap Street, LLC		82-3964017				Dunlap Street, LLC	NJ	NIA			4.130		NO	
	Genstar OBS Holdings LP		84-2776568				Genstar IX GP LLC	DE	UIP	Genstar IX GP LLC	OWNERSHIP	100.000	Genstar IX GP LLC	NO	
	OBS Holdings LLC		32-0606181				Genstar OBS Holdings LP	DE	NIA	Genstar IX GP LLC	OWNERSHIP	100.000	Genstar IX GP LLC	NO	
	OBS Holdings LP		84-2785666				Genstar OBS Holdings LP	DE	UIP	Genstar IX GP LLC	OWNERSHIP	95.870	Genstar IX GP LLC	NO	
	OBS Intermediate I, Inc		84-2807093				OBS Holdings LP	DE	UIP	Genstar IX GP LLC	OWNERSHIP	100.000	Genstar IX GP LLC	NO	
	OBS Intermediate II, Inc		84-2817211				OBS Intermediate I, Inc	DE	UIP	Genstar IX GP LLC	OWNERSHIP	100.000	Genstar IX GP LLC	NO	
	Obsidian Insurance Holdings, Inc.		84-2685941				OBS Intermediate II, Inc	DE	UIP	Genstar IX GP LLC	OWNERSHIP	100.000	Genstar IX GP LLC	NO	
4982	Obsidian Specialty Insurance Company	16871	85-1663261				Obsidian Insurance Holdings, Inc.	DE	UDP	Genstar IX GP LLC	OWNERSHIP	100.000	Genstar IX GP LLC	NO	
4982	Obsidian Insurance Company	35602	31-0926059				Obsidian Specialty Insurance Company	OH	RE	Genstar IX GP LLC	OWNERSHIP	100.000	Genstar IX GP LLC	NO	
4982	Obsidian Pacific Insurance Company	26395	41-0997608				Obsidian Specialty Insurance Company	DE	IA	Genstar IX GP LLC	OWNERSHIP	100.000	Genstar IX GP LLC	NO	
Asterisk	Explanation														

PART 1 – LOSS EXPERIENCE

		Current Year to Date			4
		1	2	3	Prior Year to Date
Line of Business		Direct Premiums Earned	Direct Losses Incurred	Direct Loss Percentage	Direct Loss Percentage
1.	Fire .....	11,578,196	9,107,027	78.657	80.069
2.1.	Allied lines .....				
2.2.	Multiple peril crop .....				
2.3.	Federal flood .....				
2.4.	Private crop .....				
2.5.	Private flood .....				
3.	Farmowners multiple peril .....				
4.	Homeowners multiple peril .....				
5.1	Commercial multiple peril (non-liability portion) .....				
5.2	Commercial multiple peril (liability portion) .....				
6.	Mortgage guaranty .....				
8.	Ocean marine .....				
9.1	Inland marine .....	2,228,321	991,446	44.493	
9.2	Pet insurance .....				
10.	Financial guaranty .....				
11.1.	Medical professional liability - occurrence .....				
11.2.	Medical professional liability - claims made .....				
12.	Earthquake .....				
13.1.	Comprehensive (hospital and medical) individual .....				
13.2.	Comprehensive (hospital and medical) group .....	807,733	212,446	26.302	42.300
14.	Credit accident and health .....				
15.1.	Vision only .....				
15.2.	Dental only .....				
15.3.	Disability income .....				
15.4.	Medicare supplement .....				
15.5.	Medicaid Title XIX .....				
15.6.	Medicare Title XVIII .....				
15.7.	Long-term care .....				
15.8.	Federal employees health benefits plan .....				
15.9.	Other health .....				
16.	Workers' compensation .....				
17.1.	Other liability occurrence .....	4,447,084	500,624	11.257	10.909
17.2.	Other liability-claims made .....	20,160	(314,327)	(1,559.162)	11.100
17.3.	Excess workers' compensation .....				
18.1.	Products liability - occurrence .....	91	50	54.945	
18.2.	Products liability - claims made .....				33.621
19.1.	Private passenger auto no-fault (personal injury protection) .....		50,434		90.005
19.2.	Other private passenger auto liability .....				120.384
19.3.	Commercial auto no-fault (personal injury protection) .....	209,792	292,478	139.413	662.740
19.4.	Other commercial auto liability .....	54,557,705	33,606,845	61.599	80.956
21.1.	Private passenger auto physical damage .....		2,357		175.640
21.2.	Commercial auto physical damage .....	1,385,595	1,437,108	103.718	112.520
22.	Aircraft (all perils) .....	4,471,613	2,523,802	56.441	
23.	Fidelity .....				
24.	Surety .....				
26.	Burglary and theft .....				
27.	Boiler and machinery .....				
28.	Credit .....				
29.	International .....				
30.	Warranty .....				
31.	Reinsurance - nonproportional assumed property .....	XXX	XXX	XXX	XXX
32.	Reinsurance - nonproportional assumed liability .....	XXX	XXX	XXX	XXX
33.	Reinsurance - nonproportional assumed financial lines .....	XXX	XXX	XXX	XXX
34.	Aggregate write-ins for other lines of business .....				
35.	Totals .....	79,706,290	48,410,290	60.736	74.147
Details of Write-Ins					
3401.	.....				
3402.	.....				
3403.	.....				
3498.	Summary of remaining write-ins for Line 34 from overflow page .....				
3499.	Summary of remaining write-ins for Line 34 from overflow page .....				

PART 2 – DIRECT PREMIUMS WRITTEN

		1	2	3
Line of Business		Current Quarter	Current Year to Date	Prior Year Year to Date
1.	Fire .....	8,415,046	20,073,236	5,449,182
2.1	Allied lines .....			
2.2	Multiple peril crop .....			
2.3	Federal flood .....			
2.4	Private crop .....			
2.5	Private flood .....			
3.	Farmowners multiple peril .....			
4.	Homeowners multiple peril .....			
5.1	Commercial multiple peril (non-liability portion) .....			
5.2	Commercial multiple peril (liability portion) .....			
6.	Mortgage guaranty .....			
8.	Ocean marine .....			
9.1	Inland marine .....	721,988	2,155,452	1,121,609
9.2	Pet insurance .....			
10.	Financial guaranty .....			
11.1.	Medical professional liability - occurrence .....			
11.2.	Medical professional liability - claims made .....			
12.	Earthquake .....			
13.1	Comprehensive (hospital and medical) individual .....			—
13.2	Comprehensive (hospital and medical) group .....	240,711	788,037	868,189
14.	Credit accident and health .....			
15.1	Vision only .....			
15.2	Dental only .....			
15.3	Disability income .....			
15.4	Medicare supplement .....			
15.5	Medicaid Title XIX .....			
15.6	Medicare Title XVIII .....			
15.7	Long-term care .....			
15.8	Federal employees health benefits plan .....			
15.9	Other health .....			
16.	Workers' compensation .....			
17.1.	Other liability occurrence .....	1,767,792	4,599,191	2,098,000
17.2.	Other liability-claims made .....	(29,813)		314,485
17.3.	Excess workers' compensation .....			
18.1.	Products liability - occurrence .....	137	137	
18.2.	Products liability - claims made .....	(137)		
19.1	Private passenger auto no-fault (personal injury protection) .....			(1,638)
19.2	Other private passenger auto liability .....			(27,551)
19.3	Commercial auto no-fault (personal injury protection) .....	229,112	229,112	138,467
19.4	Other commercial auto liability .....	28,156,444	75,260,047	40,202,251
21.1	Private passenger auto physical damage .....	(1,008,216)		(33,945)
21.2	Commercial auto physical damage .....	1,563,738	1,563,738	759,483
22.	Aircraft (all perils) .....	1,984,326	6,284,819	
23.	Fidelity .....			
24.	Surety .....			
26.	Burglary and theft .....			
27.	Boiler and machinery .....			
28.	Credit .....			
29.	International .....			
30.	Warranty .....			
31.	Reinsurance - nonproportional assumed property .....	XXX	XXX	XXX
32.	Reinsurance - nonproportional assumed liability .....	XXX	XXX	XXX
33.	Reinsurance - nonproportional assumed financial lines .....	XXX	XXX	XXX
34.	Aggregate write-ins for other lines of business .....			
35.	Totals .....	42,041,128	110,953,769	50,888,532
Details of Write-Ins				
3401.	.....			
3402.	.....			
3403.	.....			
3498.	Summary of remaining write-ins for Line 34 from overflow page .....			
3499.	Summary of remaining write-ins for Line 34 from overflow page .....			



PART 3 (000 OMITTED)  
LOSS AND LOSS ADJUSTMENT EXPENSE RESERVES SCHEDULE

	1	2	3	4	5	6	7	8	9	10	11	12	13
								Q.S. Date Known Case Loss and LAE Reserves on Claims Reported or Reopened Subsequent to Prior Year End			Prior Year-End Known Case Loss and LAE Reserves Developed (Savings) / Deficiency (Cols.4+7 minus Col. 1)	Prior Year-End IBNR Loss and LAE Reserves Developed (Savings) / Deficiency (Cols. 5+8+9 minus Col. 2)	Prior Year-End Total Loss and LAE Reserve Developed (Savings) / Deficiency (Cols. 11+12)
Years in Which Losses Occurred	Prior Year End Known Case Loss and LAE Reserves	Prior Year End IBNR Loss and LAE Reserves	Total Prior Year End Loss and LAE Reserves (Cols. 1+2)	2024 Loss and LAE Payments on Claims Reported as of Prior Year End	2024 Loss and LAE Payments on Claims Unreported as of Prior Year End	Total 2024 Loss and LAE Payments (Cols. 4+5)	Q.S. Date Known Case Loss and LAE Reserves on Claims Reported and Open as of Prior Year End		Q.S. Date IBNR Loss and LAE Reserves	Total Q.S. Loss and LAE Reserves (Cols.7+8+9)			
1. 2021 + Prior.....	-	-	-	-	-	-	-	-	-	-	-	-	-
2. 2022.....	-	-	-	-	-	-	-	-	-	-	-	-	-
3. Subtotals 2022 + prior.....	-	-	-	-	-	-	-	-	-	-	-	-	-
4. 2023.....	-	-	-	-	-	-	-	-	-	-	-	-	-
5. Subtotals 2023 + prior.....	-	-	-	-	-	-	-	-	-	-	-	-	-
6. 2024.....	XXX	XXX	XXX	XXX	-	-	XXX	-	-	-	XXX	XXX	XXX
7. Totals.....	-	-	-	-	-	-	-	-	-	-	-	-	-
8. Prior Year-End Surplus As Regards Policyholders.....	37,881										Col. 11, Line 7 As % of Col. 1, Line 7 .....%	Col. 12, Line 7 As % of Col. 2, Line 7 .....%	Col. 13, Line 7 As % of Col. 3, Line 7 .....%  Col. 13, Line 7 / Line 8 ..... - %

SUPPLEMENTAL EXHIBITS AND SCHEDULES INTERROGATORIES

The following supplemental reports are required to be filed as part of your statement filing. However, in the event that your company does not transact the type of business for which the special report must be filed, your response of **NO** to the specific interrogatory will be accepted in lieu of filing a “NONE” report and a bar code will be printed below. If the supplement is required of your company but is not being filed for whatever reason enter **SEE EXPLANATION** and provide an explanation following the interrogatory questions.

	Response
1. Will the Trusteed Surplus Statement be filed with the state of domicile and the NAIC with this statement?.....	NO .....
2. Will Supplement A to Schedule T (Medical Professional Liability Supplement) be filed with this statement?.....	YES .....
3. Will the Medicare Part D Coverage Supplement be filed with the state of domicile and the NAIC with this statement?.....	NO .....
4. Will the Director and Officer Insurance Coverage Supplement be filed with the state of domicile and the NAIC with this statement?.....	NO .....

August Filing

5. Will the regulator-only (non-public) Communication of Internal Control Related Matters Noted in Audit be filed with the state of domicile and electronically with the NAIC (as a regulator-only non-public document) by August 1? The response for 1st and 3rd quarters should be N/A. A NO response resulting with a bar code is only appropriate in the 2nd quarter.....	N/A.....
---	----------

EXPLANATION:

1. ....
2. ....
3. THIS IS NOT APPLICABLE TO THE COMPANY.....
4. ....
5. ....

BARCODES:

1. 

35602202449000003
2.
3. 

35602202436500003
4. 

35602202450500003
5.

**OVERFLOW PAGE FOR WRITE-INS**

SCHEDULE A – VERIFICATION

Real Estate

		1	2
		Year to Date	Prior Year Ended December 31
1.	Book/adjusted carrying value, December 31 of prior year.....		
2.	Cost of acquired:		
2.1	Actual cost at time of acquisition.....		
2.2	Additional investment made after acquisition.....		
3.	Current year change in encumbrances.....		
4.	Total gain (loss) on disposals.....		
5.	Deduct amounts received on disposals.....		
6.	Total foreign exchange change in book / adjusted carrying value.....		
7.	Deduct current year's other-than-temporary impairment recognized.....		
8.	Deduct current year's depreciation.....		
9.	Book/adjusted carrying value at the end of current period (Lines 1+2+3+4-5+6-7-8).....		
10.	Deduct total nonadmitted amounts.....		
11.	Statement value at end of current period (Line 9 minus Line 10).....		

SCHEDULE B – VERIFICATION

Mortgage Loans

		1	2
		Year to Date	Prior Year Ended December 31
1.	Book value/recorded investment excluding accrued interest, December 31 of prior year.....		
2.	Cost of acquired:		
2.1	Actual cost at time of acquisition.....		
2.2	Additional investment made after acquisition.....		
3.	Capitalized deferred interest and other.....		
4.	Accrual of discount.....		
5.	Unrealized valuation increase / (decrease).....		
6.	Total gain (loss) on disposals.....		
7.	Deduct amounts received on disposals.....		
8.	Deduct amortization of premium and mortgage interest points and comm. net fees.....		
9.	Total foreign exchange change in book value/recorded investment excluding accrued interest.....		
10.	Deduct current year's other-than-temporary impairment recognized.....		
11.	Book value/recorded investment excluding accrued interest at end of current period (Lines 1+2+3+4+5+6-7-8+9-10).....		
12.	Total valuation allowance.....		
13.	Subtotal (Line 11 plus Line 12).....		
14.	Deduct total nonadmitted amounts.....		
15.	Statement value at end of current period (Line 13 minus Line 14).....		

SCHEDULE BA - VERIFICATION

Other Long-Term Invested Assets

		1	2
		Year to Date	Prior Year Ended December 31
1.	Book/adjusted carrying value, December 31 of prior year.....		
2.	Cost of acquired:		
2.1	Actual cost at time of acquisition.....		
2.2	Additional investment made after acquisition.....		
3.	Capitalized deferred interest and other.....		
4.	Accrual of discount.....		
5.	Unrealized valuation increase / (decrease).....		
6.	Total gain (loss) on disposals.....		
7.	Deduct amounts received on disposals.....		
8.	Deduct amortization of premium and depreciation.....		
9.	Total foreign exchange change in book / adjusted carrying value.....		
10.	Deduct current year's other-than-temporary impairment recognized.....		
11.	Book/adjusted carrying value at end of current period (Lines 1+2+3+4+5+6-7-8+9-10).....		
12.	Deduct total nonadmitted amounts.....		
13.	Statement value at end of current period (Line 11 minus Line 12).....		

SCHEDULE D - VERIFICATION

Bonds and Stocks

		1	2
		Year to Date	Prior Year Ended December 31
1.	Book/adjusted carrying value of bonds and stocks, December 31 of prior year.....	36,834,267	22,602,935
2.	Cost of bonds and stocks acquired.....	4,841,046	14,821,118
3.	Accrual of discount.....	91,252	18,562
4.	Unrealized valuation increase / (decrease).....		
5.	Total gain (loss) on disposals.....	(22,218)	
6.	Deduct consideration for bonds and stocks disposed of.....	2,383,304	530,285
7.	Deduct amortization of premium.....	63,327	78,063
8.	Total foreign exchange change in book / adjusted carrying value.....		
9.	Deduct current year's other-than-temporary impairment recognized.....		
10.	Total investment income recognized as a result of prepayment penalties and/or acceleration fees.....		
11.	Book/adjusted carrying value at end of current period (Lines 1+2+3+4+5-6-7+8-9+10).....	39,297,716	36,834,267
12.	Deduct total nonadmitted amounts.....		
13.	Statement value at end of current period (Line 11 minus Line 12).....	39,297,716	36,834,267

SCHEDULE D – PART 1B

Showing the Acquisitions, Dispositions and Non-Trading Activity  
During the Current Quarter for all Bonds and Preferred Stock by NAIC Designation

NAIC Designation	1	2	3	4	5	6	7	8
	Book / Adjusted Carrying Value Beginning of Current Quarter	Acquisitions During Current Quarter	Dispositions During Current Quarter	Non-Trading Activity During Current Quarter	Book / Adjusted Carrying Value End of First Quarter	Book / Adjusted Carrying Value End of Second Quarter	Book / Adjusted Carrying Value End of Third Quarter	Book / Adjusted Carrying Value December 31 Prior Year
<b>Bonds</b>								
1. NAIC 1 (a).....	38,142,453	952,619	1,056,984	10,856	35,472,480	38,142,453	38,048,944	36,334,473
2. NAIC 2 (a).....	1,248,694			75	499,831	1,248,694	1,248,769	499,791
3. NAIC 3 (a).....								
4. NAIC 4 (a).....								
5. NAIC 5 (a).....								
6. NAIC 6 (a).....								
7. Total Bonds.....	39,391,147	952,619	1,056,984	10,931	35,972,311	39,391,147	39,297,713	36,834,264
<b>Preferred Stock</b>								
8. NAIC 1.....								
9. NAIC 2.....								
10. NAIC 3.....								
11. NAIC 4.....								
12. NAIC 5.....								
13. NAIC 6.....								
14. Total Preferred Stock.....								
15. Total Bonds & Preferred Stock.....	39,391,147	952,619	1,056,984	10,931	35,972,311	39,391,147	39,297,713	36,834,264

(a) Book/Adjusted Carrying Value column for the end of the current reporting period includes the following amount of short-term and cash equivalent bonds by NAIC designation:  
NAIC 1 \$ ...; NAIC 2 \$ ...; NAIC 3 \$ ...; NAIC 4 \$ ...; NAIC 5 \$ ...; NAIC 6 \$ ...

(SI-03) Schedule DA - Part 1

NONE

(SI-03) Schedule DA - Verification - Short-Term Investments

NONE

(SI-04) Schedule DB - Part A - Verification - Options, Caps, Floors, Collars, Swaps and Forwards

NONE

(SI-04) Schedule DB - Part B - Verification - Futures Contracts

NONE

(SI-05) Schedule DB - Part C - Section 1

NONE

(SI-06) Schedule DB - Part C - Section 2

NONE

(SI-07) Schedule DB - Verification

NONE

SCHEDULE E – PART 2 – VERIFICATION  
(Cash Equivalents)

		1	2
		Year to Date	Prior Year Ended December 31
1.	Book/adjusted carrying value, December 31 of prior year.....	3,935,334	3,301,823
2.	Cost of cash equivalents acquired.....	34,000,125	43,190,150
3.	Accrual of discount.....		
4.	Unrealized valuation increase / (decrease).....		
5.	Total gain (loss) on disposals.....	(1)	
6.	Deduct consideration received on disposals.....	32,008,786	42,556,639
7.	Deduct amortization of premium.....		
8.	Total foreign exchange change in book / adjusted carrying value.....		
9.	Deduct current year's other-than-temporary impairment recognized.....		
10.	Book/adjusted carrying value at end of current period (Lines 1+2+3+4+5-6-7+8-9).....	5,926,672	3,935,334
11.	Deduct total nonadmitted amounts.....		
12.	Statement value at end of current period (Line 10 minus Line 11).....	5,926,672	3,935,334

(E-01) Schedule A - Part 2

NONE

(E-01) Schedule A - Part 3

NONE

(E-02) Schedule B - Part 2

NONE

(E-02) Schedule B - Part 3

NONE

(E-03) Schedule BA - Part 2

NONE

(E-03) Schedule BA - Part 3

NONE



SCHEDULE D - PART 3

Show All Long-Term Bonds and Stock Acquired During the Current Quarter

1	2	3	4	5	6	7	8	9	10
CUSIP Identification	Description	Foreign	Date Acquired	Name of Vendor	Number of Shares of Stock	Actual Cost	Par Value	Paid for Accrued Interest and Dividends	NAIC Designation, NAIC Designation Modifier and SVO Administrative Symbol
Bonds: U.S. Special Revenue and Special Assessment and all Non-Guaranteed Obligations of Agencies and Authorities of Governments and Their Political Subdivisions									
3132DS-XJ-6 .....	UMBS - POOL SD5181 .....	.....	09/23/2024 .....	CANTOR FITZGERALD & CO.....	XXX .....	952,619 .....	955,306 .....	2,747 .....	1.A FE .....
0909999999 – Bonds: U.S. Special Revenue and Special Assessment and all Non-Guaranteed Obligations of Agencies and Authorities of Governments and Their Political Subdivisions .....						952,619 .....	955,306 .....	2,747 .....	XXX .....
2509999997 – Subtotals - Bonds - Part 3 .....						952,619 .....	955,306 .....	2,747 .....	XXX .....
2509999998 – Summary Item from Part 5 for Bonds (N/A to Quarterly) .....									
2509999999 – Subtotals - Bonds .....						952,619 .....	955,306 .....	2,747 .....	XXX .....
6009999999 – Totals .....						952,619 .....	XXX .....	2,747 .....	XXX .....

SCHEDULE D - PART 4

Show All Long-Term Bonds and Stock Sold, Redeemed or Otherwise Disposed of During the Current Quarter

1	2	3	4	5	6	7	8	9	10	Change in Book / Adjusted Carrying Value					16	17	18	19	20	21	22
										11	12	13	14	15							
CUSIP Identification	Description	Foreign	Disposal Date	Name of Purchaser	Number of Shares of Stock	Consideration	Par Value	Actual Cost	Prior Year Book / Adjusted Carrying Value	Unrealized Valuation Increase / (Decrease)	Current Year's (Amortization) / Accretion	Current Year's Other-Than- Temporary Impairment Recognized	Total Change in B. / A.C.V. (11+12-13)	Total Foreign Exchange Change in B./A.C.V.	Book / Adjusted Carrying Value at Disposal Date	Foreign Exchange Gain (Loss) on Disposal	Realized Gain (Loss) on Disposal	Total Gain (Loss) on Disposal	Bond Interest / Stock Dividends Received During Year	Stated Contractual Maturity Date	NAIC Designation, NAIC Designation Modifier and SVO Administrative Symbol
Bonds: U.S. Governments																					
36179V-ZQ-6	GNMA II POOL MA7051		09/01/2024	MBS PAYDOWN	XXX	7,405	7,405	6,279	7,351		53		53		7,405				99	12/20/2050	1.A FE
36207J-ZR-7	GOVERNMENT NATL MTG ASSOC #433752		09/01/2024	MBS PAYDOWN	XXX	165	165	167	165						165				8	05/15/2028	1.A FE
36208W-CM-3	GNMA POOL 462776		08/01/2024	MBS PAYDOWN	XXX	4,709	4,709	4,702	4,701		8		8		4,709				204	07/15/2028	1.A FE
36209N-CP-5	GNMA POOL 476278		09/01/2024	MBS PAYDOWN	XXX	213	213	215	213						213				10	05/15/2028	1.A FE
36295Q-VU-1	GOVERNMENT NATL MTG ASSOC #677527		09/01/2024	MBS PAYDOWN	XXX	134	134	135	134						134				5	11/15/2037	1.A FE
36295X-ZZ-1	GNMA POOL 683960		09/01/2024	MBS PAYDOWN	XXX	148	148	149	148						148				6	02/15/2038	1.A FE
36296K-MW-9	GNMA POOL 693473		09/01/2024	MBS PAYDOWN	XXX	177	177	178	177						177				7	06/15/2038	1.A FE
0109999999 – Bonds: U.S. Governments						12,951	12,951	11,825	12,889		61		61		12,951				339	XXX	XXX
Bonds: U.S. Special Revenue and Special Assessment and all Non-Guaranteed Obligations of Agencies and Authorities of Governments and Their Political Subdivisions																					
3133AA-LF-7	UMBS - POOL QB3926		09/01/2024	MBS PAYDOWN	XXX	7,233	7,233	5,912	7,200		33		33		7,233				93	10/01/2050	1.A FE
3133KG-P4-4	UMBS - POOL RA1343		09/01/2024	MBS PAYDOWN	XXX	31,024	31,024	32,570	31,117		(94)		(94)		31,024				632	09/01/2049	1.A FE
31346Y-XK-4	UMBS - POOL QA5182		09/01/2024	MBS PAYDOWN	XXX	24,482	24,482	25,821	24,538		(56)		(56)		24,482				490	12/01/2049	1.A FE
31371K-ZA-2	FEDERAL NATIONAL MTG ASSOC #254637		09/01/2024	MBS PAYDOWN	XXX	1,488	1,488	1,602	1,500		(12)		(12)		1,488				55	02/01/2033	1.A FE
31384V-V3-3	UMBS - POOL 535334		09/01/2024	MBS PAYDOWN	XXX	182	182	188	182		(1)		(1)		182				9	06/01/2030	1.A FE
31400W-SW-1	UMBS - POOL 699933		09/01/2024	MBS PAYDOWN	XXX	2,181	2,181	2,197	2,183		(2)		(2)		2,181				80	04/01/2033	1.A FE
31406U-K3-1	UMBS - POOL 820314		09/01/2024	MBS PAYDOWN	XXX	759	759	747	758		1		1		759				25	08/01/2035	1.A FE
3140KA-RE-8	UMBS - POOL BP3184		09/01/2024	MBS PAYDOWN	XXX	37,508	37,508	39,700	37,696		(188)		(188)		37,508				755	03/01/2050	1.A FE
3140QB-S7-4	UMBS - POOL CA4141		09/01/2024	MBS PAYDOWN	XXX	4,183	4,183	4,609	4,196		(13)		(13)		4,183				85	09/01/2049	1.A FE
3140QP-2F-3	UMBS - POOL CB4373		09/01/2024	MBS PAYDOWN	XXX	15,620	15,620	14,764	15,575		45		45		15,620				418	08/01/2052	1.A FE
3140QR-KE-2	UMBS - POOL CB5692		09/01/2024	MBS PAYDOWN	XXX	22,614	22,614	23,008	22,640		(26)		(26)		22,614				837	02/01/2053	1.A FE
3140QS-NF-4	UMBS - POOL CB6689		09/01/2024	MBS PAYDOWN	XXX	6,944	6,944	6,842		1		1		6,944				100	07/01/2053	1.A FE	
3140QU-BU-9	UMBS - POOL CB8150		09/01/2024	MBS PAYDOWN	XXX	14,405	14,405	14,328		1		1		14,405				180	03/01/2054	1.A FE	
3140XE-CK-8	UMBS - POOL FM9973		09/01/2024	MBS PAYDOWN	XXX	6,586	6,586	5,880	6,554		32		32		6,586				138	08/01/2051	1.A FE
3140XJ-JR-5	UMBS - POOL FS2971		09/01/2024	MBS PAYDOWN	XXX	70,367	70,367	68,621	70,291		76		76		70,367				2,170	10/01/2052	1.A FE
31411W-4N-4	UMBS - POOL 917129		09/01/2024	MBS PAYDOWN	XXX	236	236	232	236						236				9	06/01/2037	1.A FE
31414S-YU-1	UMBS - POOL 975123		09/01/2024	MBS PAYDOWN	XXX	25	25	25	25						25				1	05/01/2038	1.A FE
31418D-2V-3	UMBS - POOL MA4387		09/01/2024	MBS PAYDOWN	XXX	16,323	16,323	16,662	16,346		(23)		(23)		16,323				217	07/01/2041	1.A FE
31418D-NA-6	UMBS - POOL MA3984		09/01/2024	MBS PAYDOWN	XXX	13,251	13,251	13,776	13,297		(46)		(46)		13,251				221	04/01/2035	1.A FE
31418E-GC-8	UMBS - POOL MA4694		09/01/2024	MBS PAYDOWN	XXX	26,219	26,219	25,269	26,116		103		103		26,219				613	08/01/2037	1.A FE
3142GQ-CG-5	UMBS - POOL RJ0070		09/01/2024	MBS PAYDOWN	XXX	9,025	9,025	8,702	9,005		19		19		9,025				331	10/01/2053	1.A FE
45203M-MA-6	ILLINOIS ST HSG DEV AUTH REVEN		07/01/2024	SINKING FUND REDEMPTION	XXX	10,000	10,000	9,997							10,000				6	04/01/2053	1.A FE
0909999999 – Bonds: U.S. Special Revenue and Special Assessment and all Non-Guaranteed Obligations of Agencies and Authorities of Governments and Their Political Subdivisions						320,655	320,655	321,452	289,455		(150)		(150)		320,655				7,465	XXX	XXX
Bonds: Industrial and Miscellaneous (Unaffiliated)																					
02665W-DD-0	AMERICAN HONDA FINANCE CROSS MORTGAGE TRUST 24-H3 A1		09/10/2024	MATURITY at 100.0000	XXX	500,000	500,000	481,020	496,856		3,144		3,144		500,000				9,406	09/10/2024	1.G FE
22758D-AA-7	GS MORTGAGE-BACKED SECURITIES 22-PJ3 A4		09/01/2024	MBS PAYDOWN	XXX	7,330	7,330	7,330							7,330				154	06/25/2069	1.A FE
362924-AE-2	JPMDB COMMERCIAL MORTGAGE SECU 18-C8 A3		09/01/2024	MBS PAYDOWN	XXX	16,941	16,941	13,572	16,801		139		139		16,941				271	08/25/2052	1.A
46591A-AZ-8	JP MORGAN MORTGAGE TRUST 21-INV8 A2		09/01/2024	MBS PAYDOWN	XXX	4	4	4	4						4					06/15/2051	1.A
46654R-AG-7	MFRA TRUST 22-INV3 A1		09/01/2024	MBS PAYDOWN	XXX	13,112	13,112	10,842		30		30		13,112				101	05/25/2052	1.A	
55285K-AA-3	MORGAN STANLEY MORTGAGE LOAN T 04-5AR 3A		09/01/2024	MBS PAYDOWN	XXX	6,467	6,467	6,746	6,483		(16)		(16)		6,467				268	10/25/2057	1.A FE
61748H-AR-2	NEW RESIDENTIAL MORTGAGE LOAN 22-NQM5 A1		09/01/2024	MBS PAYDOWN	XXX	1,000	1,000	933	989		10		10		1,000				37	07/25/2034	1.A FM
64831V-AA-0	ON SLOW BAY FINANCIAL LLC 22-NQM1 A1		09/01/2024	MBS PAYDOWN	XXX	89,846	89,846	93,524	90,256		(409)		(409)		89,846				3,693	11/25/2052	1.A FE
67114V-AA-1	OCEANVIEW MORTGAGE TRUST 22-1 A1		09/01/2024	MBS PAYDOWN	XXX	34,478	34,478	28,023	33,986		492		492		34,478				526	11/25/2061	1.A FE
67647A-AA-3			09/01/2024	MBS PAYDOWN	XXX	14,691	14,691	13,810	14,657		34		34		14,691				418	11/25/2052	1.A

SCHEDULE D - PART 4

Show All Long-Term Bonds and Stock Sold, Redeemed or Otherwise Disposed of During the Current Quarter

1	2	3	4	5	6	7	8	9	10	Change in Book / Adjusted Carrying Value					16	17	18	19	20	21	22
										11	12	13	14	15							
CUSIP Identification	Description	Foreign	Disposal Date	Name of Purchaser	Number of Shares of Stock	Consideration	Par Value	Actual Cost	Prior Year Book / Adjusted Carrying Value	Unrealized Valuation Increase / (Decrease)	Current Year's (Amortization) / Accretion	Current Year's Other-Than- Temporary Impairment Recognized	Total Change in B. / A.C.V. (11+12-13)	Total Foreign Exchange Change in B./A.C.V.	Book / Adjusted Carrying Value at Disposal Date	Foreign Exchange Gain (Loss) on Disposal	Realized Gain (Loss) on Disposal	Total Gain (Loss) on Disposal	Bond Interest / Stock Dividends Received During Year	Stated Contractual Maturity Date	NAIC Designation, NAIC Designation Modifier and SVO Administrative Symbol
86212X-AM-2	STORE MASTER FUNDING LLC 24-1A A2		09/20/2024	MBS PAYDOWN	XXX	625	625	625			2		2		625				12	05/20/2054	1.A FE
89173F-AB-6	TOWD POINT MORTGAGE TRUST 17-1 A2		09/01/2024	MBS PAYDOWN	XXX	33,496	33,496	32,606	33,122		373		373		33,496				774	10/25/2056	1.A
92539N-AA-4	VERUS SECURITIZATION TRUST 22-7 A1		09/01/2024	MBS PAYDOWN	XXX	5,392	5,392	5,338	5,388		4		4		5,392				186	07/25/2067	1.A FE
1109999999 – Bonds: Industrial and Miscellaneous (Unaffiliated)						723,382	723,382	694,373	698,542		3,803		3,803		723,382				15,846	XXX	XXX
2509999997 – Subtotals - Bonds - Part 4						1,056,988	1,056,988	1,027,650	1,000,886		3,714		3,714		1,056,988				23,650	XXX	XXX
2509999998 – Summary Item from Part 5 for Bonds (N/A to Quarterly)																					
2509999999 – Subtotals - Bonds						1,056,988	1,056,988	1,027,650	1,000,886		3,714		3,714		1,056,988				23,650	XXX	XXX
6009999999 – Totals						1,056,988	XXX	1,027,650	1,000,886		3,714		3,714		1,056,988				23,650	XXX	XXX

(E-06) Schedule DB - Part A - Section 1

NONE

(E-06) Schedule DB - Part A - Section 1 - Description of Hedged Risk(s)

NONE

(E-06) Schedule DB - Part A - Section 1 - Financial or Economic Impact of The Hedge at the End of the Reporting Period

NONE

(E-07) Schedule DB - Part B - Section 1

NONE

(E-07) Schedule DB - Part B - Section 1 - Broker Name

NONE

(E-07) Schedule DB - Part B - Section 1 - Description of Hedged Risk(s)

NONE

(E-07) Schedule DB - Part B - Section 1 - Financial or Economic Impact of The Hedge at the End of the Reporting Period

NONE

(E-08) Schedule DB - Part D - Section 1

NONE

(E-09) Schedule DB - Part D - Section 2 - Collateral Pledged By Reporting Entity

NONE

(E-09) Schedule DB - Part D - Section 2 - Collateral Pledged To Reporting Entity

NONE

(E-10) Schedule DB - Part E

NONE

(E-11) Schedule DL - Part 1

NONE

(E-12) Schedule DL - Part 2

NONE

SCHEDULE E - PART 1 - CASH  
Month End Depository Balances

1  Depository	2  Code	3  Rate of Interest	4  Amount of Interest Received During Current Quarter	5  Amount of Interest Accrued at Current Statement Date	Book Balance at End of Each Month During Current Quarter			9  *
					6	7	8	
					First Month	Second Month	Third Month	
TD BANK –			1,551		9,025,378	9,068,129	10,600,732	XXX
0199998 – Deposits in ... depositories that do not exceed the allowable limit in any one depository (see Instructions) - Open Depositories								XXX
0199999 – Total Open Depositories			1,551		9,025,378	9,068,129	10,600,732	XXX
0299998 – Deposits in ... depositories that do not exceed the allowable limit in any one depository (see Instructions) - Suspended Depositories								XXX
0299999 – Total Suspended Depositories								XXX
0399999 – Total Cash on Deposit			1,551		9,025,378	9,068,129	10,600,732	XXX
0499999 – Cash in Company's Office			XXX	XXX				XXX
0599999 – Total			1,551		9,025,378	9,068,129	10,600,732	XXX

SCHEDULE E - PART 2 - CASH EQUIVALENTS

Show Investments Owned End of Current Quarter

1	2	3	4	5	6	7	8	9
CUSIP	Description	Code	Date Acquired	Rate of Interest	Maturity Date	Book / Adjusted Carrying Value	Amount of Interest Due and Accrued	Amount Received During Year
Exempt Money Market Mutual Funds – as Identified by SVO								
	US BANK CASH EQUIVALENT INTEREST .....				XXX .....	222,085 .....		2,296 .....
31846V-41-9 .....	FIRST AM TREAS OBLI-INS INV .....		01/03/2024 .....		XXX .....	300,000 .....		10,138 .....
233809-30-0 .....	FIDELITY INVESTMENTS TREASURY ONLY MMF .....		09/25/2024 .....		XXX .....	26,888 .....		
31846V-54-2 .....	FIRST AMER TREASURY OBLIG-Z .....		09/18/2024 .....		XXX .....	5,377,699 .....	4 .....	
8209999999 – Exempt Money Market Mutual Funds – as Identified by SVO .....						5,926,672 .....	4 .....	12,434 .....
8609999999 – Total Cash Equivalents .....						5,926,672 .....	4 .....	12,434 .....

Physicians



SUPPLEMENT "A" TO SCHEDULE T  
Exhibit of Medical Professional Liability Premiums Written Allocated  
Allocated by States And Territories

			1	2	Direct Losses Paid		5	Direct Losses Unpaid		8
			Direct Premiums Written	Direct Premiums Earned	3	4	Direct Losses Incurred	6	7	Direct Losses Incurred But Not Reported
States, Etc.					Amount	Number of Claims		Amount Reported	Number of Claims	
1.	Alabama	AL								
2.	Alaska	AK								
3.	Arizona	AZ								
4.	Arkansas	AR								
5.	California	CA								
6.	Colorado	CO								
7.	Connecticut	CT								
8.	Delaware	DE								
9.	District of Columbia	DC								
10.	Florida	FL								
11.	Georgia	GA								
12.	Hawaii	HI								
13.	Idaho	ID								
14.	Illinois	IL								
15.	Indiana	IN								
16.	Iowa	IA								
17.	Kansas	KS								
18.	Kentucky	KY								
19.	Louisiana	LA								
20.	Maine	ME								
21.	Maryland	MD								
22.	Massachusetts	MA								
23.	Michigan	MI								
24.	Minnesota	MN								
25.	Mississippi	MS								
26.	Missouri	MO								
27.	Montana	MT								
28.	Nebraska	NE								
29.	Nevada	NV								
30.	New Hampshire	NH								
31.	New Jersey	NJ								
32.	New Mexico	NM								
33.	New York	NY								
34.	North Carolina	NC								
35.	North Dakota	ND								
36.	Ohio	OH			-	-	(7)	-	-	-
37.	Oklahoma	OK								
38.	Oregon	OR								
39.	Pennsylvania	PA								
40.	Rhode Island	RI								
41.	South Carolina	SC								
42.	South Dakota	SD								
43.	Tennessee	TN								
44.	Texas	TX								
45.	Utah	UT								
46.	Vermont	VT								
47.	Virginia	VA								
48.	Washington	WA								
49.	West Virginia	WV								
50.	Wisconsin	WI								
51.	Wyoming	WY								
52.	American Samoa	AS								
53.	Guam	GU								
54.	Puerto Rico	PR								
55.	US Virgin Islands	VI								
56.	Northern Mariana Islands	MP								
57.	Canada	CAN								
58.	Aggregate Other Alien	OT								
59.	Totals				-	-	(7)	-	-	-
Details of Write-Ins										
58001.										
58002.										
58003.										
58998. Summary of remaining write-ins for Line 58 from overflow page										
58999. Totals (Lines 58001 through 58003 plus 58998) (Line 58 above)										

Hospitals



SUPPLEMENT "A" TO SCHEDULE T  
Exhibit of Medical Professional Liability Premiums Written Allocated  
Allocated by States And Territories

			1	2	Direct Losses Paid		5	Direct Losses Unpaid		8
			Direct Premiums Written	Direct Premiums Earned	3	4	Direct Losses Incurred	6	7	Direct Losses Incurred But Not Reported
States, Etc.					Amount	Number of Claims		Amount Reported	Number of Claims	
1.	Alabama	AL								
2.	Alaska	AK								
3.	Arizona	AZ								
4.	Arkansas	AR								
5.	California	CA								
6.	Colorado	CO								
7.	Connecticut	CT								
8.	Delaware	DE								
9.	District of Columbia	DC								
10.	Florida	FL								
11.	Georgia	GA								
12.	Hawaii	HI								
13.	Idaho	ID								
14.	Illinois	IL								
15.	Indiana	IN								
16.	Iowa	IA								
17.	Kansas	KS								
18.	Kentucky	KY								
19.	Louisiana	LA								
20.	Maine	ME								
21.	Maryland	MD								
22.	Massachusetts	MA								
23.	Michigan	MI								
24.	Minnesota	MN								
25.	Mississippi	MS								
26.	Missouri	MO								
27.	Montana	MT								
28.	Nebraska	NE								
29.	Nevada	NV								
30.	New Hampshire	NH								
31.	New Jersey	NJ								
32.	New Mexico	NM								
33.	New York	NY								
34.	North Carolina	NC								
35.	North Dakota	ND								
36.	Ohio	OH			400,000	1	39,993	250,000	1	
37.	Oklahoma	OK								
38.	Oregon	OR								
39.	Pennsylvania	PA								
40.	Rhode Island	RI								
41.	South Carolina	SC								
42.	South Dakota	SD								
43.	Tennessee	TN								
44.	Texas	TX								
45.	Utah	UT								
46.	Vermont	VT								
47.	Virginia	VA								
48.	Washington	WA								
49.	West Virginia	WV								
50.	Wisconsin	WI								
51.	Wyoming	WY								
52.	American Samoa	AS								
53.	Guam	GU								
54.	Puerto Rico	PR								
55.	US Virgin Islands	VI								
56.	Northern Mariana Islands	MP								
57.	Canada	CAN								
58.	Aggregate Other Alien	OT								
59.	Totals				400,000	1	39,993	250,000	1	
Details of Write-Ins										
58001.										
58002.										
58003.										
58998. Summary of remaining write-ins for Line 58 from overflow page										
58999. Totals (Lines 58001 through 58003 plus 58998) (Line 58 above)										



(Supp-455.OP) Supplement "A" to Schedule T - Exhibit of Medical Professional Liability Premiums Written

NONE

(Supp-455.OP) Write-Ins for Line 58 - Other Alien

NONE

(Supp-455.OF) Supplement "A" to Schedule T - Exhibit of Medical Professional Liability Premiums Written

NONE

(Supp-455.OF) Write-Ins for Line 58 - Other Alien

NONE

(Supp-455.OVER.PH) Write-Ins for Line 58 - Other Alien

NONE

(Supp-455.OVER.HS) Write-Ins for Line 58 - Other Alien

NONE

(Supp-455.OVER.OP) Write-Ins for Line 58 - Other Alien

NONE

(Supp-455.OVER.OF) Write-Ins for Line 58 - Other Alien

NONE