



PROPERTY AND CASUALTY COMPANIES—ASSOCIATION EDITION

QUARTERLY STATEMENT

AS OF SEPTEMBER 30, 2024  
OF THE CONDITION AND AFFAIRS OF THE

MENNONITE MUTUAL INSURANCE COMPANY

NAIC Group Code04780, 04780, NAIC Company Code17299Employer's ID Number34-0396080  
(Current Period)(Prior Period)

Organized under the Laws ofOhio, State of Domicile or Port of EntryOhio

Country of DomicileUnited States

Incorporated/Organized02/01/1905Commenced Business02/01/1895

Statutory Home Office1000 South Main Street, Orrville, OH, US 44667-0300  
(Street and Number)(City or Town, State, Country and Zip Code)

Main Administrative Office1000 South Main Street, Orrville, OH, US 44667-0300, 330-682-2986  
(Street and Number)(City or Town, State, Country and Zip Code)(Area Code) (Telephone Number)

Mail AddressPO Box 300, Orrville, OH, US 44667-0300  
(Street and Number or P.O. Box)(City or Town, State, Country and Zip Code)

Primary Location of Books and Records1000 South Main Street, Orrville, OH, US 44667-0300, 330-684-4118  
(Street and Number)(City or Town, State, Country and Zip Code)(Area Code) (Telephone Number)

Internet Web Site Addressmennonitemutual.com

Statutory Statement ContactScott Ezzo, 330-684-4118  
(Name)(Area Code) (Telephone Number) (Extension)

sezzo@mennonitemutual.com, 330-683-2083  
(E-Mail Address)(Fax Number)

OFFICERS

Name	Title	Name	Title
Thomas A Troyer	President & CEO	George Bixler Jr	Secretary
George Bixler Jr	Treasurer		

OTHER OFFICERS

J Todd Neville	Senior Vice President of Operations	Scott Ezzo	Vice President of Finance
----------------	-------------------------------------	------------	---------------------------

DIRECTORS OR TRUSTEES

Robert Eugene Aschliman	George Bixler Jr	Paul Bontrager	Donald Dravenstott
Morris Stutzman	Patrick Helmuth	Tyson L Stuckey	James Peter Suter

State ofOhio.

County ofWayne.ss

The officers of this reporting entity being duly sworn, each depose and say that they are the described officers of said reporting entity, and that on the reporting period stated above, all of the herein described assets were the absolute property of the said reporting entity, free and clear from any liens or claims thereon, except as herein stated, and that this statement, together with related exhibits, schedules and explanations therein contained, annexed or referred to, is a full and true statement of all the assets and liabilities and of the condition and affairs of the said reporting entity as of the reporting period stated above, and of its income and deductions therefrom for the period ended, and have been completed in accordance with the NAIC Annual Statement Instructions and Accounting Practices and Procedures manual except to the extent that: (1) state law may differ; or, (2) that state rules or regulations require differences in reporting not related to accounting practices and procedures, according to the best of their information, knowledge and belief, respectively. Furthermore, the scope of this attestation by the described officers also includes the related corresponding electronic filing with the NAIC, when required, that is an exact copy (except for formatting differences due to electronic filing) of the enclosed statement. The electronic filing may be requested by various regulators in lieu of or in addition to the enclosed statement.

Thomas A Troyer  
President & CEO

George Bixler Jr  
Secretary

George Bixler Jr  
Treasurer

a. Is this an original filing?Yes [X] No [ ]

b. If no:

1. State the amendment number

2. Date filed

3. Number of pages attached

Subscribed and sworn to before me this  
15th day of October, 2024

Melanie J Alger, Notary Public  
April 18th, 2026

STATEMENT AS OF SEPTEMBER 30, 2024 OF THE MENNONITE MUTUAL INSURANCE COMPANY

ASSETS

	Current Statement Date			4  December 31 Prior Year Net Admitted Assets
	1  Assets	2  Nonadmitted Assets	3  Net Admitted Assets (Cols. 1 - 2)	
1. Bonds .....	20,826,040		20,826,040	20,364,707
2. Stocks:				
2.1 Preferred stocks .....			0	0
2.2 Common stocks .....	14,198,026	100	14,197,926	13,119,248
3. Mortgage loans on real estate:				
3.1 First liens .....			0	0
3.2 Other than first liens .....			0	0
4. Real estate:				
4.1 Properties occupied by the company (less \$ ..... encumbrances) .....	527,088		527,088	549,522
4.2 Properties held for the production of income (less \$ ..... encumbrances) .....			0	0
4.3 Properties held for sale (less \$ ..... encumbrances) .....			0	0
5. Cash (\$ ..... (585,029) ), cash equivalents (\$ ..... 2,812,952 ) and short-term investments (\$ ..... 0 ) .....	2,227,923		2,227,923	339,882
6. Contract loans (including \$ ..... premium notes) .....			0	0
7. Derivatives .....	0		0	0
8. Other invested assets .....	0		0	0
9. Receivables for securities .....			0	0
10. Securities lending reinvested collateral assets .....			0	0
11. Aggregate write-ins for invested assets .....	0	0	0	0
12. Subtotals, cash and invested assets (Lines 1 to 11) .....	37,779,077	100	37,778,977	34,373,359
13. Title plants less \$ ..... charged off (for Title insurers only) .....			0	0
14. Investment income due and accrued .....	171,383		171,383	144,203
15. Premiums and considerations:				
15.1 Uncollected premiums and agents' balances in the course of collection .....	73,429		73,429	133,483
15.2 Deferred premiums, agents' balances and installments booked but deferred and not yet due (including \$ ..... earned but unbilled premiums) .....	12,744,925		12,744,925	11,370,641
15.3 Accrued retrospective premiums (\$ ..... ) and contracts subject to redetermination (\$ ..... ) .....			0	0
16. Reinsurance:				
16.1 Amounts recoverable from reinsurers .....	1,821,213		1,821,213	1,647,803
16.2 Funds held by or deposited with reinsured companies .....			0	0
16.3 Other amounts receivable under reinsurance contracts .....			0	0
17. Amounts receivable relating to uninsured plans .....			0	0
18.1 Current federal and foreign income tax recoverable and interest thereon .....			0	0
18.2 Net deferred tax asset .....	1,374,482	663,644	710,838	710,838
19. Guaranty funds receivable or on deposit .....			0	0
20. Electronic data processing equipment and software .....	94,221	69,399	24,822	48,739
21. Furniture and equipment, including health care delivery assets (\$ ..... ) .....	131,343	131,343	0	0
22. Net adjustment in assets and liabilities due to foreign exchange rates .....			0	0
23. Receivables from parent, subsidiaries and affiliates .....			0	2,000
24. Health care (\$ ..... ) and other amounts receivable .....			0	0
25. Aggregate write-ins for other-than-invested assets .....	0	0	0	0
26. Total assets excluding Separate Accounts, Segregated Accounts and Protected Cell Accounts (Lines 12 to 25) .....	54,190,073	864,486	53,325,587	48,431,066
27. From Separate Accounts, Segregated Accounts and Protected Cell Accounts .....			0	0
28. Total (Lines 26 and 27) .....	54,190,073	864,486	53,325,587	48,431,066
DETAILS OF WRITE-INS				
1101. ....				
1102. ....				
1103. ....				
1198. Summary of remaining write-ins for Line 11 from overflow page .....	0	0	0	0
1199. Totals (Lines 1101 through 1103 plus 1198) (Line 11 above) .....	0	0	0	0
2501. Workers Comp Deposit .....			0	0
2502. Federal Home Loan Bank .....			0	0
2503. ....				
2598. Summary of remaining write-ins for Line 25 from overflow page .....	0	0	0	0
2599. Totals (Lines 2501 through 2503 plus 2598) (Line 25 above) .....	0	0	0	0

LIABILITIES, SURPLUS AND OTHER FUNDS

	1 Current Statement Date	2 December 31, Prior Year
1. Losses (current accident year \$ 4,515,000 )	7,682,144	6,552,896
2. Reinsurance payable on paid losses and loss adjustment expenses		0
3. Loss adjustment expenses	1,461,427	1,271,093
4. Commissions payable, contingent commissions and other similar charges	2,870,102	2,312,295
5. Other expenses (excluding taxes, licenses and fees)	258,385	80,389
6. Taxes, licenses and fees (excluding federal and foreign income taxes)	351,169	380,753
7.1 Current federal and foreign income taxes (including \$ (105,568) on realized capital gains (losses))	(730,746)	(705,746)
7.2 Net deferred tax liability		0
8. Borrowed money \$ and interest thereon \$		0
9. Unearned premiums (after deducting unearned premiums for ceded reinsurance of \$ 1,861,653 and including warranty reserves of and accrued accident and health experience rating refunds including \$ for medical loss ratio rebate per the Public Health Service Act)	20,850,087	18,699,750
10. Advance premium	346,057	313,930
11. Dividends declared and unpaid:		
11.1 Stockholders		0
11.2 Policyholders		0
12. Ceded reinsurance premiums payable (net of ceding commissions)	848,342	1,208,056
13. Funds held by company under reinsurance treaties	34,470	35,503
14. Amounts withheld or retained by company for account of others		0
15. Remittances and items not allocated		0
16. Provision for reinsurance (including \$ certified)		0
17. Net adjustments in assets and liabilities due to foreign exchange rates		0
18. Drafts outstanding		0
19. Payable to parent, subsidiaries and affiliates		0
20. Derivatives	0	0
21. Payable for securities		0
22. Payable for securities lending		0
23. Liability for amounts held under uninsured plans		0
24. Capital notes \$ and interest thereon \$		0
25. Aggregate write-ins for liabilities	0	0
26. Total liabilities excluding protected cell liabilities (Lines 1 through 25)	33,971,437	30,148,919
27. Protected cell liabilities		0
28. Total liabilities (Lines 26 and 27)	33,971,437	30,148,919
29. Aggregate write-ins for special surplus funds	0	0
30. Common capital stock		0
31. Preferred capital stock		0
32. Aggregate write-ins for other than special surplus funds	0	0
33. Surplus notes		0
34. Gross paid in and contributed surplus		0
35. Unassigned funds (surplus)	19,354,150	18,282,147
36. Less treasury stock, at cost:		
36.1 shares common (value included in Line 30 \$ )		0
36.2 shares preferred (value included in Line 31 \$ )		0
37. Surplus as regards policyholders (Lines 29 to 35, less 36)	19,354,150	18,282,147
38. Totals (Page 2, Line 28, Col. 3)	53,325,587	48,431,066
DETAILS OF WRITE-INS		
2501.		
2502.		
2503.		
2598. Summary of remaining write-ins for Line 25 from overflow page	0	0
2599. Totals (Lines 2501 through 2503 plus 2598) (Line 25 above)	0	0
2901.		
2902.		
2903.		
2998. Summary of remaining write-ins for Line 29 from overflow page	0	0
2999. Totals (Lines 2901 through 2903 plus 2998) (Line 29 above)	0	0
3201.		
3202.		
3203.		
3298. Summary of remaining write-ins for Line 32 from overflow page	0	0
3299. Totals (Lines 3201 through 3203 plus 3298) (Line 32 above)	0	0

STATEMENT OF INCOME

	1	2	3
	Current Year	Prior Year	Prior Year Ended
	to Date	to Date	December 31
UNDERWRITING INCOME			
1. Premiums earned:			
1.1 Direct (written \$ 35,518,789 )	33,195,624	28,863,595	39,304,812
1.2 Assumed (written \$ 29,201 )	33,618	65,153	83,834
1.3 Ceded (written \$ 11,580,888 )	11,412,478	8,780,255	11,982,560
1.4 Net (written \$ 23,967,102 )	21,816,764	20,148,493	27,406,086
DEDUCTIONS:			
2. Losses incurred (current accident year \$ 11,963,867 ):			
2.1 Direct	15,498,367	26,592,423	29,005,645
2.2 Assumed	61,834	16,295	10,400
2.3 Ceded	3,634,756	7,691,911	8,307,233
2.4 Net	11,925,445	18,916,807	20,708,812
3. Loss adjustment expenses incurred	2,200,183	1,768,878	2,413,654
4. Other underwriting expenses incurred	8,871,689	7,764,428	10,518,638
5. Aggregate write-ins for underwriting deductions	0	0	0
6. Total underwriting deductions (Lines 2 through 5)	22,997,317	28,450,113	33,641,104
7. Net income of protected cells	0	0	0
8. Net underwriting gain (loss) (Line 1 minus Line 6 + Line 7)	(1,180,553)	(8,301,620)	(6,235,018)
INVESTMENT INCOME			
9. Net investment income earned	691,912	501,453	745,711
10. Net realized capital gains (losses) less capital gains tax of \$ 5,501	20,696	(361,875)	(397,137)
11. Net investment gain (loss) (Lines 9 + 10)	712,608	139,578	348,574
OTHER INCOME			
12. Net gain or (loss) from agents' or premium balances charged off (amount recovered \$ amount charged off \$ )	0	0	0
13. Finance and service charges not included in premiums	47,095	(21,909)	50,326
14. Aggregate write-ins for miscellaneous income	(20,475)	(5,695)	(10,203)
15. Total other income (Lines 12 through 14)	26,620	(27,604)	40,123
16. Net income before dividends to policyholders, after capital gains tax and before all other federal and foreign income taxes (Lines 8 + 11 + 15)	(441,325)	(8,189,646)	(5,846,321)
17. Dividends to policyholders	0	0	0
18. Net income, after dividends to policyholders, after capital gains tax and before all other federal and foreign income taxes (Line 16 minus Line 17)	(441,325)	(8,189,646)	(5,846,321)
19. Federal and foreign income taxes incurred	(5,501)	(2,030)	(445,207)
20. Net income (Line 18 minus Line 19)(to Line 22)	(435,824)	(8,187,616)	(5,401,114)
CAPITAL AND SURPLUS ACCOUNT			
21. Surplus as regards policyholders, December 31 prior year	18,282,145	21,868,651	21,868,651
22. Net income (from Line 20)	(435,824)	(8,187,616)	(5,401,114)
23. Net transfers (to) from Protected Cell accounts	0	0	0
24. Change in net unrealized capital gains or (losses) less capital gains tax of \$ 300,775	1,131,485	631,782	1,540,788
25. Change in net unrealized foreign exchange capital gain (loss)	0	0	0
26. Change in net deferred income tax	429,174	167,942	722,399
27. Change in nonadmitted assets	(52,830)	42,712	(448,578)
28. Change in provision for reinsurance	0	0	0
29. Change in surplus notes	0	0	0
30. Surplus (contributed to) withdrawn from protected cells	0	0	0
31. Cumulative effect of changes in accounting principles	0	0	0
32. Capital changes:			
32.1 Paid in	0	0	0
32.2 Transferred from surplus (Stock Dividend)	0	0	0
32.3 Transferred to surplus	0	0	0
33. Surplus adjustments:			
33.1 Paid in	0	0	0
33.2 Transferred to capital (Stock Dividend)	0	0	0
33.3 Transferred from capital	0	0	0
34. Net remittances from or (to) Home Office	0	0	0
35. Dividends to stockholders	0	0	0
36. Change in treasury stock	0	0	0
37. Aggregate write-ins for gains and losses in surplus	0	0	0
38. Change in surplus as regards policyholders (Lines 22 through 37)	1,072,005	(7,345,180)	(3,586,506)
39. Surplus as regards policyholders, as of statement date (Lines 21 plus 38)	19,354,150	14,523,471	18,282,145
DETAILS OF WRITE-INS			
0501.		0	0
0502.		0	0
0503.		0	0
0598. Summary of remaining write-ins for Line 5 from overflow page	0	0	0
0599. TOTALS (Lines 0501 through 0503 plus 0598) (Line 5 above)	0	0	0
1401. MISC.	(20,475)	(5,695)	(10,203)
1402.		0	0
1403.		0	0
1498. Summary of remaining write-ins for Line 14 from overflow page	0	0	0
1499. TOTALS (Lines 1401 through 1403 plus 1498) (Line 14 above)	(20,475)	(5,695)	(10,203)
3701. Workers Comp Deposit Balance True-up		0	0
3702.			
3703.			
3798. Summary of remaining write-ins for Line 37 from overflow page	0	0	0
3799. TOTALS (Lines 3701 through 3703 plus 3798) (Line 37 above)	0	0	0

CASH FLOW

	1 Current Year To Date	2 Prior Year To Date	3 Prior Year Ended December 31
<b>Cash from Operations</b>			
1. Premiums collected net of reinsurance.....	22,333,108	21,231,567	29,133,172
2. Net investment income .....	696,270	525,423	798,269
3. Miscellaneous income .....	26,620	(27,604)	40,123
4. Total (Lines 1 to 3) .....	23,055,998	21,729,386	29,971,564
5. Benefit and loss related payments .....	10,969,608	12,990,364	17,165,383
6. Net transfers to Separate Accounts, Segregated Accounts and Protected Cell Accounts.....	0	0	0
7. Commissions, expenses paid and aggregate write-ins for deductions .....	10,081,927	9,305,174	12,746,916
8. Dividends paid to policyholders .....	0	0	0
9. Federal and foreign income taxes paid (recovered) net of \$ ..... tax on capital gains (losses).....	(103,399)	348,425	13,543
10. Total (Lines 5 through 9) .....	20,948,136	22,643,962	29,925,842
11. Net cash from operations (Line 4 minus Line 10) .....	2,107,862	(914,576)	45,722
<b>Cash from Investments</b>			
12. Proceeds from investments sold, matured or repaid:			
12.1 Bonds .....	8,834,024	9,421,808	12,301,190
12.2 Stocks .....	835,681	1,047,561	1,096,146
12.3 Mortgage loans .....	0	0	0
12.4 Real estate .....	0	0	0
12.5 Other invested assets .....	0	0	0
12.6 Net gains or (losses) on cash, cash equivalents and short-term investments .....	0	0	0
12.7 Miscellaneous proceeds .....	2	0	1
12.8 Total investment proceeds (Lines 12.1 to 12.7) .....	9,669,707	10,469,369	13,397,337
13. Cost of investments acquired (long-term only):			
13.1 Bonds .....	9,449,890	10,495,987	13,489,181
13.2 Stocks .....	305,848	1,256,631	1,399,065
13.3 Mortgage loans .....	0	0	0
13.4 Real estate .....	4,627	9,300	26,484
13.5 Other invested assets .....	0	0	0
13.6 Miscellaneous applications .....	0	0	1
13.7 Total investments acquired (Lines 13.1 to 13.6) .....	9,760,365	11,761,918	14,914,731
14. Net increase/(decrease) in contract loans and premium notes .....	0	0	0
15. Net cash from investments (Line 12.8 minus Line 13.7 and Line 14) .....	(90,658)	(1,292,549)	(1,517,394)
<b>Cash from Financing and Miscellaneous Sources</b>			
16. Cash provided (applied):			
16.1 Surplus notes, capital notes .....	0	0	0
16.2 Capital and paid in surplus, less treasury stock.....	0	0	0
16.3 Borrowed funds .....	0	0	0
16.4 Net deposits on deposit-type contracts and other insurance liabilities .....	0	0	0
16.5 Dividends to stockholders .....	0	0	0
16.6 Other cash provided (applied).....	(129,164)	318,541	(105,217)
17. Net cash from financing and miscellaneous sources (Line 16.1 through Line 16.4 minus Line 16.5 plus Line 16.6).....	(129,164)	318,541	(105,217)
<b>RECONCILIATION OF CASH, CASH EQUIVALENTS AND SHORT-TERM INVESTMENTS</b>			
18. Net change in cash, cash equivalents and short-term investments (Line 11, plus Lines 15 and 17) .....	1,888,040	(1,888,584)	(1,576,888)
19. Cash, cash equivalents and short-term investments:			
19.1 Beginning of year.....	339,882	1,916,771	1,916,771
19.2 End of period (Line 18 plus Line 19.1) .....	2,227,923	28,187	339,882

Notes to the Financial Statements

1. Summary of Significant Accounting Policies and Going Concern

A. Accounting Practices

The financial statements of Mennonite Mutual Insurance Company are presented on the basis of accounting practices prescribed or permitted by the Ohio Insurance Department.

The Ohio Insurance Department recognizes only statutory accounting practices prescribed or permitted by the State of Ohio for determining and reporting the financial condition and results of operations of an insurance company, for determining its solvency under the Ohio Insurance Commissioners ("NAIC") Accounting Practices and Procedures Manual version effective January 1, 2001 ("**NAIC** SAP") has been adopted as a component of prescribed or permitted practices by the State of Ohio.

A reconciliation of the Company's net income and capital and surplus between NAIC SAP and practices prescribed and permitted by the State of ABC is shown below:

	SSAP #	F/S Page	F/S Line #	09/30/2024	12/31/2023
Net Income					
(1) State basis (Page 4, Line 20, Columns 1 & 3)	XXX	XXX	XXX	\$ (435,824)	\$ (5,401,113)
(2) State prescribed practices that are an increase / (decrease) from NAIC SAP:					
(3) State permitted practices that are an increase / (decrease) from NAIC SAP:					
(4) NAIC SAP (1-2-3=4)	XXX	XXX	XXX	<u>\$ (435,824)</u>	<u>\$ (5,401,113)</u>
Surplus					
(5) State basis (Page 3, Line 37, Columns 1 & 2)	XXX	XXX	XXX	\$ 19,354,150	\$ 18,282,147
(6) State prescribed practices that are an increase / (decrease) from NAIC SAP:					
(7) State permitted practices that are an increase / (decrease) from NAIC SAP:					
(8) NAIC SAP (5-6-7=8)	XXX	XXX	XXX	<u>\$ 19,354,150</u>	<u>\$ 18,282,147</u>

B. Use of Estimates in the Preparation of the Financial Statements

The preparation of financial statements in conformity with Statutory Accounting Principles requires management to make estimates and assumptions that affect the reported amounts of assets and liabilities at the date of the financial statements and the reported amounts of revenue and expenses during the period. Actual results could differ from those estimates.

C. Accounting Policy

Premiums are earned over the terms of the related insurance policies and reinsurance contracts. Unearned premium reserves are established to cover the unexpired portion of premiums written. Such reserves are computed by pro rata methods for direct business and are based on reports received from ceding companies for reinsurance.

Expenses incurred in connection with acquiring new insurance business, including such acquisition costs as sales commissions, are charged to operations as incurred. Expenses incurred are reduced for ceding allowances received or receivable.

Reinsurance recoverables are estimates of paid and unpaid losses collectible from the Company's reinsurers. The amounts ultimately collected may be more or less than these estimates. Any adjustments of these estimates is reflected in income as they are determined. The Company periodically reviews the financial condition of its reinsurers and amounts recoverable therefrom, recording an allowance when necessary for uncollectible reinsurance.

The capitalization policy for fixed assets has not changed from prior year and the Company continues to maintain a \$2,000 capitalization policy limit.

In addition the Company uses the following accounting policies:

- (1) Short-term investments are stated at cost, which is also their fair value.
- (2) Bonds are stated at amortized cost using the interest method unless required by the NAIC to be carried at fair value.
- (3) Common stocks are stated at fair value except the stock of the Company's uncombined subsidiary, which is carried on an equity basis.
- (4) Preferred stocks are stated at fair value.
- (5) Mortgage loans are valued at unpaid balance.
- (6) Loan backed securities are stated at amortized cost using the interest method unless required by the NAIC to be carried at fair value.
- (7) The Company carries Orrville Insurance Agency, Inc. at GAAP equity.
- (8) Investments in joint ventures, partnerships and limited liability companies - Not Applicable
- (9) Derivatives - Not Applicable
- (10) The Company does not anticipate investment income as a factor in the premium deficiency reserve calculation.
- (11) Unpaid losses and loss adjustment expenses including an amount determined from individual case estimates and loss reports and an amount, based on past experience, for losses incurred but not reported. Such liabilities are necessarily based on assumptions and estimates and while management believes the amount is adequate, the ultimate liability may be in excess of or less than the amount provided. The methods for making such estimates and for establishing the resulting liability are continually reviewed, and any adjustments are reflected in the period determined.
- (12) Changes in capitalization policy - Not Applicable
- (13) Pharmaceutical rebate receivables - Not Applicable

D. Going Concern - Not Applicable

Notes to the Financial Statements

2. Accounting Changes and Corrections of Errors

(Description of above other than results from codification)

The Company prepares its statutory financial statements in conformity with accounting practices prescribed or permitted by the State of Ohio. Effective January 1, 2001, the State of Ohio required that insurance companies domiciled in the State of Ohio prepare their statutory basis financial statements in accordance with the NAIC Accounting

Practices Procedures Manual - Version effective January 1, 2001, subject to any deviations prescribed by the State of Ohio Insurance Commissioners.

As a result of these changes, the Company reported a change of accounting principle, as an adjustment which increased unassigned funds of \$95,541 as of January 1, 2001. Included in this total adjustment is an increase in unassigned funds of approximately \$95,541 related to deferred tax assets.

Beginning with the 2022 financial statement, the Company revised its method for calculating ceded unearned premium, which it feels more accurately depicts its true statutory liabilities. In the past, this contra-liability was determined using a factor of reinsurance premiums, applied with a proportional annual premium growth rate.

In accordance with the NAIC, a revised calculation based on each of the Company's quota share treaties and net of ceding commissions was utilized for year-end 2022 to more accurately reflect the reinsurers' return of premium liability during instances of policy cancellations.

As a result of this accounting update, there was a recognized benefit of \$725,793 that flowed through the Company's 2022 Annual Statement of Income (Line 1) as a net increase to Premiums Earned and on its Liabilities Page (Line 9) as a decrease to net Unearned Premiums.

3. Business Combinations and Goodwill - Not Applicable

4. Discontinued Operations - Not Applicable

5. Investments

A. Mortgage Loans, including Mezzanine Real Estate Loans - Not Applicable

B. Debt Restructuring - Not Applicable

C. Reverse Mortgages - Not Applicable

D. Loan-Backed Securities

- (1) Prepayment assumptions for mortgage-backed/loan-backed and structured securities were obtained from broker dealer survey values or internal estimates.
- (2) Loan-backed and structured securities with a recognized other-than-temporary impairment (OTTI) - Not Applicable
- (3) Securities held that were other-than-temporarily impaired due to the present value of cash flows expected to be collected was less than the amortized cost of securities - Not Applicable
- (4) All impaired securities for which an OTTI has not been recognized in earnings as a realized loss

Impaired but not OTTI Securities YTD as of September 30, 2024:

a. The aggregate amount of unrealized losses:	
1. Less than 12 months	\$..... 170
2. 12 months or longer	..... 51,994
b. The aggregate related fair value of securities with unrealized losses:	
1. Less than 12 months	\$..... 199,784
2. 12 months or longer	..... 1,130,688

(5) Support for concluding impairments are not other-than-temporary - Not Applicable

E. Dollar Repurchase Agreements and/or Securities Lending Transactions

- (1) For repurchase agreements, Company policies require a minimum of 102% of the fair value of securities purchased under repurchase agreements to be maintained as collateral.
- (2) Carrying amount and classification of assets pledged as collateral and not reclassified and separately reported - Not Applicable
- (3) Collateral received

Cash collateral received is held in cash & short-term investments and the offsetting collateral liability is included in "Other miscellaneous liabilities".

  - (a) Aggregate amount collateral received - Not Applicable
  - (b) Fair value and portion sold or repledged - Not Applicable
  - (c) Sources and uses of collateral - Not Applicable
- (4) Securities lending transactions administered by an affiliated agent - Not Applicable
- (5) Collateral reinvestment - Not Applicable
- (6) Collateral not permitted by contract or custom to sell or repledge - Not Applicable
- (7) Collateral for securities lending transactions that extend beyond one year from the reporting date - Not Applicable

F. Repurchase Agreements Transactions Accounted for as Secured Borrowing - Not Applicable

Notes to the Financial Statements

5. Investments (Continued)

- G. Reverse Repurchase Agreements Transactions Accounted for as Secured Borrowing - Not Applicable
- H. Repurchase Agreements Transactions Accounted for as a Sale - Not Applicable
- I. Reverse Repurchase Agreements Transactions Accounted for as a Sale - Not Applicable
- J. Real Estate - Not Applicable
- K. Low-Income Housing Tax Credits (LIHTC) - Not Applicable
- L. Restricted Assets
- (1) Restricted assets (including pledged) - Not Applicable
- (2) Detail of assets pledged as collateral not captured in other categories (contracts that share similar characteristics, such as reinsurance and derivatives, are reported in the aggregate)

Description of Assets	Gross (Admitted & Nonadmitted) Restricted							Percentage	
	Current Year							(9)	(10)
	(1)	(2)	(3)	(4)	(5)	(6)	(7)		
	Total General Account (G/A)	G/A Supporting Protected Cell Account Activity	Total Protected Cell Account Restricted Assets	Protected Cell Account Assets Supporting G/A Activity	Total (1 + 3)	Total From Prior Year	Increase/ (Decrease) (5 - 6)	Total Current Year Admitted Restricted	Gross (Admitted & Nonadmitted) Restricted to Total Assets, %
Total	\$	\$	\$	\$	\$	\$	\$	\$	%

- (3) Detail of other restricted assets (contracts that share similar characteristics, such as reinsurance and derivatives, are reported in the aggregate)

Description of Assets	Gross (Admitted & Nonadmitted) Restricted							Percentage	
	Current Year							(9)	(10)
	(1)	(2)	(3)	(4)	(5)	(6)	(7)		
	Total General Account (G/A)	G/A Supporting Protected Cell Account Activity	Total Protected Cell Account Restricted Assets	Protected Cell Account Assets Supporting G/A Activity	Total (1 + 3)	Total From Prior Year	Increase/ (Decrease) (5 - 6)	Total Current Year Admitted Restricted	Gross (Admitted & Nonadmitted) Restricted to Total Assets, %
Total	\$	\$	\$	\$	\$	\$	\$	\$	%

- (4) Collateral received and reflected as assets within the reporting entity's financial statements

The Company carries cash collateral received from unauthorized reinsurer SiriusPoint Intl Ins Corp (SWE) which it holds as cash on it's Balance Sheet.

Collateral Assets	(1)	(2)	(3)	(4)
	Book/Adjusted Carrying Value (BACV)	Fair Value	% of BACV to Total Assets (Admitted and Nonadmitted)	% of BACV to Total Admitted Assets
General Account:				
a. Cash, cash equivalents and short-term investments	\$ 34,470	\$ 34,470	0.064 %	0.065 %
b. Schedule D, Part 1			%	%
c. Schedule D, Part 2, Section 1			%	%
d. Schedule D, Part 2, Section 2			%	%
e. Schedule B			%	%
f. Schedule A			%	%
g. Schedule BA, Part 1			%	%
h. Schedule DL, Part 1			%	%
i. Other			%	%
j. Total Collateral Assets	\$ 34,470	\$ 34,470	0.064 %	0.065 %
Protected Cell:				
k. Cash, cash equivalents and short-term investments	\$	\$	%	%
l. Schedule D, Part 1			%	%
m. Schedule D, Part 2, Section 1			%	%
n. Schedule D, Part 2, Section 2			%	%
o. Schedule B			%	%
p. Schedule A			%	%
q. Schedule BA, Part 1			%	%
r. Schedule DL, Part 1			%	%
s. Other			%	%
t. Total Collateral Assets	\$	\$	%	%



Notes to the Financial Statements

5. Investments (Continued)

	(1)	(2)
	Amount	% of Liability to Total Liabilities
u. Recognized Obligation to Return Collateral Asset (General Account).....	\$ 34,407	0.101 %
v. Recognized Obligation to Return Collateral Asset (Protected Cell).....	\$	%
M. Working Capital Finance Investments - Not Applicable		
N. Offsetting and Netting of Assets and Liabilities - Not Applicable		
O. 5GI Securities - Not Applicable		
P. Short Sales - Not Applicable		
Q. Prepayment Penalty and Acceleration Fees		

	General Account	Protected Cell
(1) Number of CUSIPs.....		
(2) Aggregate amount of investment income.....	\$	\$

R. Reporting Entity's Share of Cash Pool by Asset type

Asset Type	Percent Share
(1) Cash.....	%
(2) Cash Equivalents.....	100.000 %
(3) Short-Term Investments.....	%
(4) Total (Must equal 100%).....	100.000 %

6. Joint Ventures, Partnerships and Limited Liability Companies - Not Applicable

7. Investment Income

- A. Due and Accrued Income Excluded from Surplus - Not Applicable
- B. Total Amount Excluded - Not Applicable
- C. The gross, nonadmitted and admitted amounts for interest income due and accrued

	Interest Income Due and Accrued	Amount
1. Gross.....		\$ 171,383
2. Nonadmitted.....		\$
3. Admitted.....		\$ 171,383

- D. The aggregate deferred interest - Not Applicable
- E. The cumulative amounts of paid-in-kind (PIK) interest included in the current principal balance - Not Applicable

8. Derivative Instruments - Not Applicable

9. Income Taxes

MENNONITE MUTUAL INSURANCE COMPANY  
Income Tax Disclosures Required under SSAP 101  
December 31, 2023

A. Components of the Net Deferred Tax Asset/(Liability)

The components of the net deferred tax asset / (liability) calculated at December 31, 2023 are as follows:

(1) Change between years by tax character

	09/30/2024			12/31/2023			Change		
	(1)	(2)	(3)	(4)	(5)	(6)	(7)	(8)	(9)
	Ordinary	Capital	Total (Col 1+2)	Ordinary	Capital	Total (Col 4+5)	Ordinary (Col 1-4)	Capital (Col 2-5)	Total (Col 7+8)
(a) Gross deferred tax assets.....	\$ 1,593,195	\$	\$ 1,593,195	\$ 1,593,195	\$	\$ 1,593,195	\$ -	\$	\$ -
(b) Statutory valuation allowance adjustments.....									
(c) Adjusted gross deferred tax assets (1a - 1b).....	1,593,195		1,593,195	1,593,195		1,593,195	-		-
(d) Deferred tax assets nonadmitted.....		663,644	663,644		663,644	663,644		-	-
(e) Subtotal net admitted deferred tax asset (1c - 1d).....	\$ 1,593,195	\$ (663,644)	\$ 929,551	\$ 1,593,195	\$ (663,644)	\$ 929,551	\$ -	\$ -	\$ -
(f) Deferred tax liabilities.....	15,864	202,849	218,713	15,864	202,849	218,713	-	-	-
(g) Net admitted deferred tax asset/(net deferred tax liability) (1e - 1f).....	\$ 1,577,331	\$ (866,493)	\$ 710,838	\$ 1,577,331	\$ (866,493)	\$ 710,838	\$ -	\$ -	\$ -

Notes to the Financial Statements

9. Income Taxes (Continued)

(2) Admission calculation components SSAP No. 101

	09/30/2024			12/31/2023			Change		
	(1)	(2)	(3)	(4)	(5)	(6)	(7)	(8)	(9)
	Ordinary	Capital	Total (Col 1+2)	Ordinary	Capital	Total (Col 4+5)	Ordinary (Col 1-4)	Capital (Col 2-5)	Total (Col 7+8)
(a) Federal income taxes paid in prior years recoverable through loss carrybacks	\$ (992,164)	\$	\$ (992,164)	\$ (992,164)	\$	\$ (992,164)	\$ -	\$	\$ -
(b) Adjusted gross deferred tax assets expected to be realized (excluding the amount of deferred tax assets from 2(a) above) after application of the threshold limitation (lesser of 2(b)1 and 2(b)2 below)	1,703,002		1,703,002	1,703,002		1,703,002	-		-
1. Adjusted gross deferred tax assets expected to be realized following the balance sheet date									
2. Adjusted gross deferred tax assets allowed per limitation threshold	XXX	XXX		XXX	XXX		XXX	XXX	
(c) Adjusted gross deferred tax assets (excluding the amount of deferred tax assets from 2(a) and 2(b) above) offset by gross deferred tax liabilities	882,357	(663,644)	218,713	882,357	(663,644)	218,713	-	-	-
(d) Deferred tax assets admitted as the result of application of SSAP No. 101.									
Total (2(a) + 2(b) + 2(c))	\$ 1,593,195	\$ (663,644)	\$ 929,551	\$ 1,593,195	\$ (663,644)	\$ 929,551	\$ -	\$ -	\$ -

(3) Ratio used as basis of admissibility

	09/30/2024	12/31/2023
(a) Ratio percentage used to determine recovery period and threshold limitation amount	701.000 %	661.000 %
(b) Amount of adjusted capital and surplus used to determine recovery period and threshold limitation in 2(b)2 above	\$ 18,643,313	\$ 17,571,310

(4) Impact of tax-planning strategies

(a) Determination of adjusted gross deferred tax assets and net admitted deferred tax assets, by tax character as a percentage

	09/30/2024		12/31/2023		Change	
	(1)	(2)	(3)	(4)	(5)	(6)
	Ordinary	Capital	Ordinary	Capital	Ordinary (Col. 1-3)	Capital (Col. 2-4)
1. Adjusted gross DTAs amount from Note 9A1(c)	\$ 1,593,195	\$	\$ 1,593,195	\$	\$ -	\$
2. Percentage of adjusted gross DTAs by tax character attributable to the impact of tax planning strategies	%	%	%	%	%	%
3. Net admitted adjusted gross DTAs amount from Note 9A1(e)	\$ 1,593,195	\$ (663,644)	\$ 1,593,195	\$ (663,644)	\$ -	\$ -
4. Percentage of net admitted adjusted gross DTAs by tax character admitted because of the impact of tax planning strategies	%	%	%	%	%	%

(b) Use of reinsurance-related tax-planning strategies - Not Applicable

B. Regarding Deferred Tax Liabilities That Are Not Recognized - Not Applicable

C. Major Components of Current Income Taxes Incurred

Current tax and change in deferred tax at September 30, 2024 are as follows:

Current income taxes incurred consist of the following major components:	(1)	(2)	(3)
	09/30/2024	12/31/2023	Change (1-2)
1. Current Income Tax			
(a) Federal	\$	\$ (550,775)	\$ 550,775
(b) Foreign			
(c) Subtotal (1a+1b)	\$	\$ (550,775)	\$ 550,775
(d) Federal income tax on net capital gains	5,501	105,568	(100,067)
(e) Utilization of capital loss carry-forwards			
(f) Other			
(g) Federal and foreign income taxes incurred (1c+1d+1e+1f)	\$ 5,501	\$ (445,207)	\$ 450,708

Notes to the Financial Statements

9. Income Taxes (Continued)

	(1) 09/30/2024	(2) 12/31/2023	(3) Change (1-2)
2. Deferred Tax Assets			
(a) Ordinary			
(1) Discounting of unpaid losses	\$ 81,265	\$ 81,265	\$ -
(2) Unearned premium reserve	798,575	798,575	-
(3) Policyholder reserves			
(4) Investments			
(5) Deferred acquisition costs			
(6) Policyholder dividends accrual			
(7) Fixed assets			
(8) Compensation and benefits accrual			
(9) Pension accrual			
(10) Receivables - nonadmitted			
(11) Net operating loss carry-forward	598,886	598,886	-
(12) Tax credit carry-forward			
(13) Other	114,469	114,469	-
(99) Subtotal (Sum of 2a1 through 2a13)	\$ 1,593,195	\$ 1,593,195	\$ -
(b) Statutory valuation allowance adjustment			
(c) Nonadmitted			
(d) Admitted ordinary deferred tax assets (2a99 - 2b - 2c)	\$ 1,593,195	\$ 1,593,195	\$ -
(e) Capital			
(1) Investments	\$	\$	\$
(2) Net capital loss carry-forward			
(3) Real estate			
(4) Other			
(99) Subtotal (2e1+2e2+2e3+2e4)	\$	\$	\$
(f) Statutory valuation allowance adjustment			
(g) Nonadmitted	663,644	663,644	-
(h) Admitted capital deferred tax assets (2e99 - 2f - 2g)	(663,644)	(663,644)	-
(i) Admitted deferred tax assets (2d + 2h)	\$ 929,551	\$ 929,551	\$ -
	(1) 09/30/2024	(2) 12/31/2023	(3) Change (1-2)
3. Deferred Tax Liabilities			
(a) Ordinary			
(1) Investments	\$	\$	\$
(2) Fixed assets			
(3) Deferred and uncollected premium			
(4) Policyholder reserves			
(5) Other	15,864	15,864	-
(99) Subtotal (3a1+3a2+3a3+3a4+3a5)	\$ 15,864	\$ 15,864	\$ -
(b) Capital			
(1) Investments	\$ 202,849	\$ 202,849	\$ -
(2) Real estate			
(3) Other			
(99) Subtotal (3b1+3b2+3b3)	\$ 202,849	\$ 202,849	\$ -
(c) Deferred tax liabilities (3a99 + 3b99)	\$ 218,713	\$ 218,713	\$ -
4. Net deferred tax assets/liabilities (2i - 3c)	\$ 710,838	\$ 710,838	\$ -
D. Among the More Significant Book to Tax Adjustments - No Significant Changes			
E. Operating Loss and Tax Credit Carryforwards			
(1) The Company has a 2023 net operating loss carryforward of \$2,851,836 and an associated tax credit carryforward of \$598,886 available to offset future taxable income.			
(2) Income tax expense available for recoupment			
The Company has income tax expense for 2024 and 2023 of \$5,501 and \$0, respectively, which is available for the recoupment in the event of a future net losses.			
(3) Deposits admitted under IRS Code Section 6603 - Not Applicable			
F. Consolidated Federal Income Tax Return - Not Applicable			
G. Federal or Foreign Income Tax Loss Contingencies - Not Applicable			
H. Repatriation Transition Tax (RTT) - Not Applicable			

Notes to the Financial Statements

9. Income Taxes (Continued)

- I. Alternative Minimum Tax (AMT) Credit - Not Applicable

10. Information Concerning Parent, Subsidiaries, Affiliates and Other Related Parties

- A. All outstanding shares of the Orrville Insurance Agency are owned by the Mennonite Mutual Insurance Company domiciled in the state of Ohio. Mennonite Mutual Aid Society merged with Mennonite Mutual Insurance Company in April, 2024.
- B. Detail of Related Party Transactions - Not Applicable
- C. Transactions With Related Party Who Are Not Reported on Schedule Y - Not Applicable
- D. Amounts Due To or From Related Parties - Not Applicable
- E. Management Service Contracts and Cost Sharing Arrangements - Not Applicable
- F. Guarantees or Contingencies - Not Applicable
- G. Nature of Relationships that Could Affect Operations - Not Applicable
- H. Amount Deducted for Investment in Upstream Company - Not Applicable
- I. Detail of Investments in Affiliates Greater Than 10% of Admitted Assets - Not Applicable
- J. Write-Down for Impairments of Investments in Subsidiary Controlled or Affiliated Companies - Not Applicable
- K. Foreign Subsidiary Value Using CARVM - Not Applicable
- L. Downstream Holding Company Value Using Look-Through Method - Not Applicable
- M. All SCA Investments - Not Applicable
- N. Investment in Insurance SCAs - Not Applicable
- O. SCA and SSAP No. 48 Entity Loss Tracking - Not Applicable

11. Debt - Not Applicable

12. Retirement Plans, Deferred Compensation, Postemployment Benefits and Compensated Absences and Other Postretirement Benefit Plans

- A. Defined Benefit Plan - Not Applicable
- B. Investment Policies and Strategies of Plan Assets - Not Applicable
- C. Fair Value of Each Class of Plan Assets - Not Applicable
- D. Expected Long-Term Rate of Return for the Plan Assets - Not Applicable
- E. Defined Contribution Plans  

The Company provides its employees with an employer matched safe harbor 401(K) retirement plan. The Board of Directors may also award qualified employees with an additional 401(K) bonus contribution based on the Company's underwriting profit.
- F. Multiemployer Plans - Not Applicable
- G. Consolidated/Holding Company Plans - Not Applicable
- H. Postemployment Benefits and Compensated Absences - Not Applicable
- I. Impact of Medicare Modernization Act on Postretirement Benefits (INT 04-17) - Not Applicable

13. Capital and Surplus, Dividend Restrictions and Quasi-Reorganizations

- A. Outstanding Shares - Not Applicable
- B. Dividend Rate of Preferred Stock - Not Applicable
- C. Dividend Restrictions - Not Applicable
- D. Ordinary Dividends - Not Applicable
- E. Company Profits Paid as Ordinary Dividends - Not Applicable
- F. Surplus Restrictions - Not Applicable
- G. Surplus Advances - Not Applicable
- H. Stock Held for Special Purposes - Not Applicable
- I. Changes in Special Surplus Funds - Not Applicable
- J. Unassigned Funds (Surplus)  

The portion of unassigned funds (surplus) represented or reduced by cumulative unrealized gains and (losses) is \$1,225,087.
- K. Company-Issued Surplus Debentures or Similar Obligations - Not Applicable
- L. Impact of Any Restatement Due to Prior Quasi-Reorganizations - Not Applicable
- M. Effective Date(s) of Quasi-Reorganizations in the Prior 10 Years - Not Applicable

Notes to the Financial Statements

14. Liabilities, Contingencies and Assessments

A. Contingent Commitments

Various lawsuits against the Company regarding questions of coverage have arisen in the course of the Company's business. Contingent liabilities arising from litigation and other matters are not considered material in relation to the financial position of the Company.

- (1) Commitments or contingent commitment(s) to an SCA entity, joint venture, partnership, or limited liability company - Not Applicable
- (2) Nature and circumstances of guarantee - Not Applicable
- (3) Aggregate compilation of guarantee obligations - Not Applicable

B. Assessments - Not Applicable

C. Gain Contingencies - Not Applicable

D. Claims Related Extra Contractual Obligation and Bad Faith Losses Stemming from Lawsuits - Not Applicable

E. Product Warranties - Not Applicable

F. Joint and Several Liabilities - Not Applicable

G. All Other Contingencies - Not Applicable

15. Leases - Not Applicable

16. Information About Financial Instruments With Off-Balance-Sheet Risk And Financial Instruments With Concentrations of Credit Risk - Not Applicable

17. Sale, Transfer and Servicing of Financial Assets and Extinguishments of Liabilities - Not Applicable

18. Gain or Loss to the Reporting Entity from Uninsured Plans and the Uninsured Portion of Partially Insured Plans - Not Applicable

19. Direct Premium Written/Produced by Managing General Agents/Third Party Administrators - Not Applicable

20. Fair Value Measurements

A. Fair Value Measurement

Fair values are based on quoted market prices when available. The Company's financial assets and liabilities carried at fair value have been classified, for disclosure purposes, based on Statutory Accounting Principle No. 100, Fair Value Measurements.

- Level 1 inputs consist of unadjusted quoted prices for identical assets and liabilities in active markets accessible at the measurement date.
- Level 2 inputs consist of quoted prices for similar assets and liabilities in active markets, quoted prices from those willing to trade markets that are not active, or other inputs that are observable or can be confirmed by market data for the term of the instrument.
- Level 3 inputs consist of unobservable inputs (supported by little or no market activity) and reflect the Company's best estimate of what hypothetical market participants would use to determine a transaction price for the asset or liability at the reporting date.

(1) Fair value at reporting date

The following tables provide information as of September 30, 2024 about the Company's financial assets measured at fair value on a recurring basis:

Description for each class of asset or liability	Level 1	Level 2	Level 3	Net Asset Value (NAV)	Total
a. Assets at fair value					
Common Stock: Industrials and Miscellaneous	\$ 14,095,273	\$ 102,654			\$ 14,197,927
Common Stock: Parents, Subsidiaries and Affiliates			100		100
Cash & Equivalents: Industrials and Miscellaneous	2,227,923				2,227,923
Total assets at fair value/NAV	\$ 16,323,196	\$ 102,654	\$ 100		\$ 16,425,950
b. Liabilities at fair value					
Total liabilities at fair value					

Level 1 Transfers – Details

NONE

(2) Fair value measurements in Level 3 of the fair value hierarchy

Description	Beginning balance as of 07/01/2024	Transfers Into Level 3	Transfers Out of Level 3	Total Gains and (Losses) Included in Net Income	Total Gains and (Losses) Included in Surplus	Purchases	Issuances	Sales	Settlements	Ending Balance at 09/30/2024
a. Assets										
Common Stock: Parents, Subsidiaries and Affiliates	\$ 100									\$ 100
Total assets	\$ 100									\$ 100
b. Liabilities										
Total liabilities										

(3) Policy on transfers into and out of Level 3 - Not Applicable

(4) Inputs and techniques used for Level 2 and Level 3 fair values - Not Applicable

(5) Derivatives - Not Applicable

B. Other Fair Value Disclosures - Not Applicable

Notes to the Financial Statements

20. Fair Value Measurements (Continued)

C. Fair Values for All Financial Instruments by Level 1, 2 and 3

Type of Financial Instrument	Aggregate Fair Value	Admitted Assets	Level 1	Level 2	Level 3	Net Asset Value (NAV)	Not Practicable (Carrying Value)
Bond.....	\$ 15,709,118	\$ 15,754,464	\$ 15,709,118	\$ -	\$ -	\$ -	\$ -
CMO.....	4,643,111	4,618,624	4,643,111	-	-	-	-
MBS.....	426,242	452,952	426,242	-	-	-	-
Common Stock.....	14,198,027	14,197,927	14,095,273	102,654	100	-	-
Cash & Cash Equivalents.....	2,227,923	2,227,923	2,227,923	-	-	-	-

D. Not Practicable to Estimate Fair Value

Type or Class of Financial Instrument	Carrying Value	Effective Interest Rate	Maturity Date	Explanation
Total Cash & Cash Equivalents.....	\$ 2,227,923	3.000 %	09/30/2024	
Total Short Term.....		%		

E. Nature and Risk of Investments Reported at NAV - Not Applicable

21. Other Items - Not Applicable

22. Events Subsequent - Not Applicable

23. Reinsurance

A. Unsecured Reinsurance Recoverables - Not Applicable

B. Reinsurance Recoverable in Dispute - Not Applicable

C. Reinsurance Assumed and Ceded

- (1) Maximum amount of return commission that would have been due reinsurers if all of the company's reinsurance was canceled or if the company's insurance assumed was canceled

	Assumed Reinsurance		Ceded Reinsurance		Net	
	Premium Reserve	Commission Equity	Premium Reserve	Commission Equity	Premium Reserve	Commission Equity
a. Affiliates.....	\$	\$	\$	\$	\$	\$
b. All other.....	26,815	9,385	2,413,410	551,757	(2,386,595)	(542,372)
c. Total (a+b).....	<u>\$ 26,815</u>	<u>\$ 9,385</u>	<u>\$ 2,413,410</u>	<u>\$ 551,757</u>	<u>\$ (2,386,595)</u>	<u>\$ (542,372)</u>
d. Direct unearned premium reserve.....			\$ 22,684,926			

Commission equity amounts computed by applying the fixed or provisional commission rate for each contract to the unearned premium reserve:  
Assumed All Other - 35%.  
Ceded Other (blended rate) - 22.9%.

- (2) The additional or return commission, predicated on loss experience or on any other form of profit sharing arrangements in this statement as a result of existing contractual arrangements is accrued as follows: - Not Applicable

- (3) Risks attributed to each of the company's protected cells - Not Applicable

D. Uncollectible Reinsurance - Not Applicable

E. Commutation of Ceded Reinsurance - Not Applicable

F. Retroactive Reinsurance - Not Applicable

G. Reinsurance Accounted for as a Deposit - Not Applicable

H. Disclosures for the Transfer of Property and Casualty Run-Off Agreements - Not Applicable

I. Certified Reinsurer Rating Downgraded or Status Subject to Revocation - Not Applicable

J. Reinsurance Agreements Qualifying for Reinsurer Aggregation - Not Applicable

K. Reinsurance Credit - Not Applicable

24. Retrospectively Rated Contracts & Contracts Subject to Redetermination

A. Method Used to Estimate - Not Applicable

B. Method Used to Record - Not Applicable

C. Amount and Percent of Net Retrospective Premiums - Not Applicable

D. Medical Loss Ratio Rebates Required Pursuant to the Public Health Service Act - Not Applicable

E. Calculation of Nonadmitted Retrospective Premium - Not Applicable

F. Risk-Sharing Provisions of the Affordable Care Act (ACA)

The Company does not write any accident or health insurance premiums that are subject to the Affordable Care Act risk-sharing provisions.

Notes to the Financial Statements

24. Retrospectively Rated Contracts & Contracts Subject to Redetermination (Continued)

- (1) Accident and health insurance premium subject to the Affordable Care Act risk-sharing provisions
- Did the reporting entity write accident and health insurance premium which is subject to the Affordable Care Act risk sharing provisions?  
NO
- (2) Impact of Risk-Sharing Provisions of the Affordable Care Act on admitted assets, liabilities and revenue for the current year - Not Applicable
- (3) Roll-forward of prior year ACA risk-sharing provisions for the following asset (gross of any nonadmission) and liability balances, along with the reasons for adjustments to prior year balance - Not Applicable
- (4) Roll-forward of risk corridors asset and liability balances by program benefit year - Not Applicable
- (5) ACA risk corridors receivable as of reporting date - Not Applicable

25. Changes in Incurred Losses and Loss Adjustment Expenses

- A. Reasons for Changes in the Provision for Incurred Loss and Loss Adjustment Expenses Attributable to Insured Events of Prior Years
- Reserves for incurred losses and LAE as of 12/31/2023 were \$7,823,988. As of 09/30/2024, \$2,536,000 has been paid for incurred losses attributable to insured events of prior years. Reserves remaining for prior years are now \$4,628,000 as a result of re-estimation of unpaid claims and claim adjustment expenses. Therefore, there has been \$659,988 of **favorable** development from prior years. Increases and decreases of this nature occur as a result of ongoing analysis of recent loss development trends. Original estimates are increased or decreased, as additional information becomes known regarding individual claims.
- B. Significant Changes in Methodologies and Assumptions Used in Calculating the Liability for Unpaid Losses and Loss Adjustment Expenses - Not Applicable

26. Intercompany Pooling Arrangements - Not Applicable

27. Structured Settlements - Not Applicable

28. Health Care Receivables - Not Applicable

29. Participating Policies - Not Applicable

30. Premium Deficiency Reserves

	<u>FIRE</u>	<u>HO / FO</u>	<u>CMP</u>	<u>GL / UMB</u>	<u>CAP / APD</u>
Net unearned premium reserve at 12/31/23	\$ 789,467	\$ 5,531,108	\$ 10,445,577	\$ 463,036	\$ 1,470,562
Anticipated loss and adjusting (5 year average)	(466,991)	(3,941,543)	(6,687,703)	(148,211)	(1,043,896)
Acquisition costs (at renewal)	-	-	-	-	-
Policy maintenance cost (10.0% estimate)	(78,947)	(553,111)	(1,044,558)	(46,304)	(147,056)
Surplus / (Deficiency)	<u>\$ 243,529</u>	<u>\$ 1,036,454</u>	<u>\$ 2,713,316</u>	<u>\$ 268,522</u>	<u>\$ 279,610</u>
Net earned premium 2019	1,407	5,493	8,910	695	1,269
Net earned premium 2020	1,349	6,083	10,729	396	1,594
Net earned premium 2021	1,254	7,086	12,247	394	2,090
Net earned premium 2022	1,152	8,065	15,006	344	2,411
Net earned premium 2023	1,164	8,560	14,625	536	2,521
	<u>\$ 6,326</u>	<u>\$ 35,287</u>	<u>\$ 61,517</u>	<u>\$ 2,365</u>	<u>\$ 9,885</u>
Net incurred loss & lae 2019	1,047	3,179	5,459	299	542
Net incurred loss & lae 2020	264	2,758	5,992	208	1,082
Net incurred loss & lae 2021	830	3,378	8,101	30	1,132
Net incurred loss & lae 2022	585	6,633	8,241	130	1,882
Net incurred loss & lae 2023	1,016	9,198	11,593	90	2,379
	<u>\$ 3,742</u>	<u>\$ 25,146</u>	<u>\$ 39,386</u>	<u>\$ 757</u>	<u>\$ 7,017</u>

The Company evaluated the need to record a premium deficiency reserve as of the end of the year and determined a reserve was not required. The Company does not anticipate investment income when evaluating the need for premium deficiency reserves.

1. Liability carried for premium deficiency reserves: \$
2. Date of the most recent evaluation of this liability: 12/31/2023
3. Was anticipated investment income utilized in the calculation? NO

31. High Deductibles - Not Applicable

32. Discounting of Liabilities For Unpaid Losses or Unpaid Loss Adjustment Expenses - Not Applicable

33. Asbestos/Environmental Reserves - Not Applicable

Notes to the Financial Statements

- 34. **Subscriber Savings Accounts** - Not Applicable
- 35. **Multiple Peril Crop Insurance** - Not Applicable
- 36. **Financial Guaranty Insurance** - Not Applicable



GENERAL INTERROGATORIES

PART 1 - COMMON INTERROGATORIES

GENERAL

- 1.1 Did the reporting entity experience any material transactions requiring the filing of Disclosure of Material Transactions with the State of Domicile, as required by the Model Act? Yes ☐ No ☒
- 1.2 If yes, has the report been filed with the domiciliary state? Yes ☐ No ☐
- 2.1 Has any change been made during the year of this statement in the charter, by-laws, articles of incorporation, or deed of settlement of the reporting entity? Yes ☐ No ☒
- 2.2 If yes, date of change:
- 3.1 Is the reporting entity a member of an Insurance Holding Company System consisting of two or more affiliated persons, one or more of which is an insurer? Yes ☒ No ☐  
If yes, complete Schedule Y, Parts 1 and 1A.
- 3.2 Have there been any substantial changes in the organizational chart since the prior quarter end? Yes ☐ No ☒
- 3.3 If the response to 3.2 is yes, provide a brief description of those changes.
- 3.4 Is the reporting entity publicly traded or a member of a publicly traded group? Yes ☐ No ☒
- 3.5 If the response to 3.4 is yes, provide the CIK (Central Index Key) code issued by the SEC for the entity/group.
- 4.1 Has the reporting entity been a party to a merger or consolidation during the period covered by this statement? Yes ☐ No ☒
- 4.2 If yes, provide the name of entity, NAIC Company Code, and state of domicile (use two letter state abbreviation) for any entity that has ceased to exist as a result of the merger or consolidation.

1	2	3
Name of Entity	NAIC Company Code	State of Domicile

5. If the reporting entity is subject to a management agreement, including third-party administrator(s), managing general agent(s), attorney-in-fact, or similar agreement, have there been any significant changes regarding the terms of the agreement or principals involved? Yes ☐ No ☒ NA ☐  
If yes, attach an explanation.
- 6.1 State as of what date the latest financial examination of the reporting entity was made or is being made. 12/31/2022
- 6.2 State the as of date that the latest financial examination report became available from either the state of domicile or the reporting entity. This date should be the date of the examined balance sheet and not the date the report was completed or released. 12/31/2022
- 6.3 State as of what date the latest financial examination report became available to other states or the public from either the state of domicile or the reporting entity. This is the release date or completion date of the examination report and not the date of the examination (balance sheet date). 08/31/2023
- 6.4 By what department or departments?  
Ohio Department of Insurance
- 6.5 Have all financial statement adjustments within the latest financial examination report been accounted for in a subsequent financial statement filed with Departments? Yes ☒ No ☐ NA ☐
- 6.6 Have all of the recommendations within the latest financial examination report been complied with? Yes ☐ No ☒ NA ☐
- 7.1 Has this reporting entity had any Certificates of Authority, licenses or registrations (including corporate registration, if applicable) suspended or revoked by any governmental entity during the reporting period? Yes ☐ No ☒
- 7.2 If yes, give full information:
- 8.1 Is the company a subsidiary of a bank holding company regulated by the Federal Reserve Board? Yes ☐ No ☒
- 8.2 If response to 8.1 is yes, please identify the name of the bank holding company.
- 8.3 Is the company affiliated with one or more banks, thrifts or securities firms? Yes ☐ No ☒
- 8.4 If response to 8.3 is yes, please provide below the names and location (city and state of the main office) of any affiliates regulated by a federal regulatory services agency [i.e. the Federal Reserve Board (FRB), the Office of the Comptroller of the Currency (OCC), the Federal Deposit Insurance Corporation (FDIC) and the Securities Exchange Commission (SEC)] and identify the affiliate's primary federal regulator.]

1	2	3	4	5	6
Affiliate Name	Location (City, State)	FRB	OCC	FDIC	SEC

- 9.1 Are the senior officers (principal executive officer, principal financial officer, principal accounting officer or controller, or persons performing similar functions) of the reporting entity subject to a code of ethics, which includes the following standards? Yes ☒ No ☐  
(a) Honest and ethical conduct, including the ethical handling of actual or apparent conflicts of interest between personal and professional relationships;  
(b) Full, fair, accurate, timely and understandable disclosure in the periodic reports required to be filed by the reporting entity;  
(c) Compliance with applicable governmental laws, rules and regulations;  
(d) The prompt internal reporting of violations to an appropriate person or persons identified in the code; and  
(e) Accountability for adherence to the code.
- 9.11 If the response to 9.1 is No, please explain:
- 9.2 Has the code of ethics for senior managers been amended? Yes ☐ No ☒
- 9.21 If the response to 9.2 is Yes, provide information related to amendment(s).
- 9.3 Have any provisions of the code of ethics been waived for any of the specified officers? Yes ☐ No ☒
- 9.31 If the response to 9.3 is Yes, provide the nature of any waiver(s).

FINANCIAL

- 10.1 Does the reporting entity report any amounts due from parent, subsidiaries or affiliates on Page 2 of this statement? Yes ☐ No ☒
- 10.2 If yes, indicate any amounts receivable from parent included in the Page 2 amount: \$

GENERAL INTERROGATORIES

INVESTMENT

11.1 Were any of the stocks, bonds, or other assets of the reporting entity loaned, placed under option agreement, or otherwise made available for use by another person? (Exclude securities under securities lending agreements.) ..... Yes [ ] No [X]

11.2 If yes, give full and complete information relating thereto: .....

12. Amount of real estate and mortgages held in other invested assets in Schedule BA: .....\$ .....0

13. Amount of real estate and mortgages held in short-term investments: .....\$ .....0

14.1 Does the reporting entity have any investments in parent, subsidiaries and affiliates? ..... Yes [X] No [ ]

14.2 If yes, please complete the following:

	1 Prior Year-End Book/Adjusted Carrying Value	2 Current Quarter Book/Adjusted Carrying Value
14.21 Bonds .....	\$ .....0	\$ .....0
14.22 Preferred Stock .....	\$ .....0	\$ .....0
14.23 Common Stock .....	\$ .....100	\$ .....100
14.24 Short-Term Investments .....	\$ .....0	\$ .....0
14.25 Mortgage Loans on Real Estate .....	\$ .....0	\$ .....0
14.26 All Other .....	\$ .....0	\$ .....0
14.27 Total Investment in Parent, Subsidiaries and Affiliates (Subtotal Lines 14.21 to 14.26).....	\$ .....100	\$ .....100
14.28 Total Investment in Parent included in Lines 14.21 to 14.26 above .....	\$ .....0	\$ .....0

15.1 Has the reporting entity entered into any hedging transactions reported on Schedule DB? ..... Yes [ ] No [X]

15.2 If yes, has a comprehensive description of the hedging program been made available to the domiciliary state? ..... Yes [ ] No [ ] NA [X]  
If no, attach a description with this statement.

16. For the reporting entity's security lending program, state the amount of the following as of the current statement date:

16.1 Total fair value of reinvested collateral assets reported on Schedule DL, Parts 1 and 2	\$ .....0
16.2 Total book/adjusted carrying value of reinvested collateral assets reported on Schedule DL, Parts 1 and 2	\$ .....0
16.3 Total payable for securities lending reported on the liability page	\$ .....0

17. Excluding items in Schedule E – Part 3 – Special Deposits, real estate, mortgage loans and investments held physically in the reporting entity's offices, vaults or safety deposit boxes, were all stocks, bonds and other securities, owned throughout the current year held pursuant to a custodial agreement with a qualified bank or trust company in accordance with Section 1, III – General Examination Considerations, F. Outsourcing of Critical Functions, Custodial or Safekeeping Agreements of the NAIC *Financial Condition Examiners Handbook*? ..... Yes [X] No [ ]

17.1 For all agreements that comply with the requirements of the NAIC *Financial Condition Examiners Handbook*, complete the following:

1 Name of Custodian(s)	2 Custodian Address
Main Street Bank Corp.....	Wooster, OH.....
Federal Home Loan Bank.....	Cincinnati, OH.....
Manufacturers and Traders Trust Co.....	Baltimore, MD.....
Wayne Wealth Management.....	Wooster, OH.....

17.2 For all agreements that do not comply with the requirements of the NAIC *Financial Condition Examiners Handbook*, provide the name, location and a complete explanation:

1 Name(s)	2 Location(s)	3 Complete Explanation(s)

17.3 Have there been any changes, including name changes, in the custodian(s) identified in 17.1 during the current quarter? ..... Yes [ ] No [X]

17.4 If yes, give full and complete information relating thereto:

1 Old Custodian	2 New Custodian	3 Date of Change	4 Reason

17.5 Investment management – Identify all investment advisors, investment managers, broker/dealers, including individuals that have the authority to make investment decisions on behalf of the reporting entity. For assets that are managed internally by employees of the reporting entity, note as such. ["...that have access to the investment accounts"; "...handle securities"]

1 Name of Firm or Individual	2 Affiliation
Logan Capital Management, Inc.....	U.....
Payden & Rygel Investment Management.....	U.....
The Concord Advisory Group, Ltd.....	U.....
Thomas Troyer, CEO, investment account access.....	I.....
Scott Ezzo, VP-Finance, investment account access.....	I.....

17.5097 For those firms/individuals listed in the table for Question 17.5, do any firms/individuals unaffiliated with the reporting entity (i.e., designated with a "U") manage more than 10% of the reporting entity's invested assets? ..... Yes [X] No [ ]

17.5098 For firms/individuals unaffiliated with the reporting entity (i.e., designated with a "U") listed in the table for Question 17.5, does the total assets under management aggregate to more than 50% of the reporting entity's invested assets? ..... Yes [X] No [ ]

17.6 For those firms or individuals listed in the table for 17.5 with an affiliation code of "A" (affiliated) or "U" (unaffiliated), provide the information for the table below.

1 Central Registration Depository Number	2 Name of Firm or Individual	3 Legal Entity Identifier (LEI)	4 Registered With	5 Investment Management Agreement (IMA) Filed

18.1 Have all the filing requirements of the *Purposes and Procedures Manual of the NAIC Investment Analysis Office* been followed? ..... Yes [X] No [ ]

18.2 If no, list exceptions: .....

19. By self-designating 5GI securities, the reporting entity is certifying the following elements for each self-designated 5GI security:

- a. Documentation necessary to permit a full credit analysis of the security does not exist or an NAIC CRP credit rating for an FE or PL security is not available.
- b. Issuer or obligor is current on all contracted interest and principal payments.
- c. The insurer has an actual expectation of ultimate payment of all contracted interest and principal.

Has the reporting entity self-designated 5GI securities?..... Yes [ ] No [X]

GENERAL INTERROGATORIES

20. By self-designating PLGI securities, the reporting entity is certifying the following elements of each self-designated PLGI security:

- a. The security was purchased prior to January 1, 2018.
- b. The reporting entity is holding capital commensurate with the NAIC Designation reported for the security.
- c. The NAIC Designation was derived from the credit rating assigned by an NAIC CRP in its legal capacity as a NRSRO which is shown on a current private letter rating held by the insurer and available for examination by state insurance regulators.
- d. The reporting entity is not permitted to share this credit rating of the PL security with the SVO.

Has the reporting entity self-designated PLGI securities?.....

Yes [ ] No [X]

21. By assigning FE to a Schedule BA non-registered private fund, the reporting entity is certifying the following elements of each self-designated FE fund:

- a. The shares were purchased prior to January 1, 2019.
- b. The reporting entity is holding capital commensurate with the NAIC Designation reported for the security.
- c. The security had a public credit rating(s) with annual surveillance assigned by an NAIC CRP in its legal capacity as an NRSRO prior to January 1, 2019.
- d. The fund only or predominantly holds bonds in its portfolio.
- e. The current reported NAIC Designation was derived from the public credit rating(s) with annual surveillance assigned by an NAIC CRP in its legal capacity as an NRSRO.
- f. The public credit rating(s) with annual surveillance assigned by an NAIC CRP has not lapsed.

Has the reporting entity assigned FE to Schedule BA non-registered private funds that complied with the above criteria?.....

Yes [ ] No [X]

GENERAL INTERROGATORIES  
PART 2 - PROPERTY & CASUALTY INTERROGATORIES

1. If the reporting entity is a member of a pooling arrangement, did the agreement or the reporting entity's participation change? ..... Yes [ ] No [X] NA [ ]  
If yes, attach an explanation.

2. Has the reporting entity reinsured any risk with any other reporting entity and agreed to release such entity from liability, in whole or in part, from any loss that may occur on the risk, or portion thereof, reinsured? ..... Yes [ ] No [X]  
If yes, attach an explanation.

3.1 Have any of the reporting entity's primary reinsurance contracts been canceled? ..... Yes [ ] No [X]  
3.2 If yes, give full and complete information thereto.  
.....

4.1 Are any of the liabilities for unpaid losses and loss adjustment expenses other than certain workers' compensation tabular reserves (see *Annual Statement Instructions* pertaining to disclosure of discounting for definition of "tabular reserves,") discounted at a rate of interest greater than zero? ..... Yes [ ] No [X]

4.2 If yes, complete the following schedule:

			TOTAL DISCOUNT				DISCOUNT TAKEN DURING PERIOD			
1	2	3	4	5	6	7	8	9	10	11
Line of Business	Maximum Interest	Discount Rate	Unpaid Losses	Unpaid LAE	IBNR	TOTAL	Unpaid Losses	Unpaid LAE	IBNR	TOTAL
TOTAL			0	0	0	0	0	0	0	0

5. Operating Percentages:  
5.1 A&H loss percent ..... %  
5.2 A&H cost containment percent ..... %  
5.3 A&H expense percent excluding cost containment expenses ..... %  
6.1 Do you act as a custodian for health savings accounts?..... Yes [ ] No [X]  
6.2 If yes, please provide the amount of custodial funds held as of the reporting date..... \$  
6.3 Do you act as an administrator for health savings accounts?..... Yes [ ] No [X]  
6.4 If yes, please provide the balance of the funds administered as of the reporting date..... \$  
7. Is the reporting entity licensed or chartered, registered, qualified, eligible or writing business in at least two states?..... Yes [X] No [ ]  
7.1 If no, does the reporting entity assume reinsurance business that covers risks residing in at least one state other than the state of domicile of the reporting entity?..... Yes [ ] No [ ]

**STATEMENT AS OF SEPTEMBER 30, 2024 OF THE MENNONITE MUTUAL INSURANCE COMPANY**

## SCHEDULE F - CEDED REINSURANCE

Showing All New Reinsurers - Current Year to Date

1 NAIC Company Code	2 ID Number	3 Name of Reinsurer	4 Domiciliary Jurisdiction	5 Type of Reinsurer	6 Certified Reinsurer Rating (1 through 6)	7 Effective Date of Certified Reinsurer Rating
		NONE				

SCHEDULE T - EXHIBIT OF PREMIUMS WRITTEN

Current Year to Date – Allocated by States and Territories								
States, etc.	1	Direct Premiums Written		Direct Losses Paid (Deducting Salvage)		Direct Losses Unpaid		
		2	3	4	5	6	7	
	Active Status (a)	Current Year To Date	Prior Year To Date	Current Year To Date	Prior Year To Date	Current Year To Date	Prior Year To Date	
1. Alabama	AL	N	0	0	0	0	0	
2. Alaska	AK	N	0	0	0	0	0	
3. Arizona	AZ	N	0	0	0	0	0	
4. Arkansas	AR	N	0	0	0	0	0	
5. California	CA	N	0	0	0	0	0	
6. Colorado	CO	N	0	0	0	0	0	
7. Connecticut	CT	N	0	0	0	0	0	
8. Delaware	DE	N	0	0	0	0	0	
9. Dist. Columbia	DC	N	0	0	0	0	0	
10. Florida	FL	N	0	0	0	0	0	
11. Georgia	GA	N	0	0	0	0	0	
12. Hawaii	HI	N	0	0	0	0	0	
13. Idaho	ID	N	0	0	0	0	0	
14. Illinois	IL	N	0	0	0	0	0	
15. Indiana	IN	L	15,255,551	14,028,871	8,853,297	10,253,264	7,565,224	
16. Iowa	IA	N	0	0	0	0	0	
17. Kansas	KS	N	0	0	0	0	0	
18. Kentucky	KY	N	0	0	0	0	0	
19. Louisiana	LA	N	0	0	0	0	0	
20. Maine	ME	N	0	0	0	0	0	
21. Maryland	MD	N	0	0	0	0	0	
22. Massachusetts	MA	N	0	0	0	0	0	
23. Michigan	MI	N	0	0	0	0	0	
24. Minnesota	MN	N	0	0	0	0	0	
25. Mississippi	MS	N	0	0	0	0	0	
26. Missouri	MO	N	0	0	0	0	0	
27. Montana	MT	N	0	0	0	0	0	
28. Nebraska	NE	N	0	0	0	0	0	
29. Nevada	NV	N	0	0	0	0	0	
30. New Hampshire	NH	N	0	0	0	0	0	
31. New Jersey	NJ	N	0	0	0	0	0	
32. New Mexico	NM	N	0	0	0	0	0	
33. New York	NY	N	0	0	0	0	0	
34. No. Carolina	NC	N	0	0	0	0	0	
35. No. Dakota	ND	N	0	0	0	0	0	
36. Ohio	OH	L	20,263,238	17,450,451	8,809,643	15,010,704	5,029,103	
37. Oklahoma	OK	N	0	0	0	0	0	
38. Oregon	OR	N	0	0	0	0	0	
39. Pennsylvania	PA	L	0	0	0	0	0	
40. Rhode Island	RI	N	0	0	0	0	0	
41. So. Carolina	SC	N	0	0	0	0	0	
42. So. Dakota	SD	N	0	0	0	0	0	
43. Tennessee	TN	N	0	0	0	0	0	
44. Texas	TX	N	0	0	0	0	0	
45. Utah	UT	N	0	0	0	0	0	
46. Vermont	VT	N	0	0	0	0	0	
47. Virginia	VA	N	0	0	0	0	0	
48. Washington	WA	N	0	0	0	0	0	
49. West Virginia	WV	N	0	0	0	0	0	
50. Wisconsin	WI	N	0	0	0	0	0	
51. Wyoming	WY	N	0	0	0	0	0	
52. American Samoa	AS	N	0	0	0	0	0	
53. Guam	GU	N	0	0	0	0	0	
54. Puerto Rico	PR	N	0	0	0	0	0	
55. U.S. Virgin Islands	VI	N	0	0	0	0	0	
56. Northern Mariana Islands	MP	N	0	0	0	0	0	
57. Canada	CAN	N	0	0	0	0	0	
58. Aggregate Other Alien	OT	XXX	0	0	0	0	0	
59. Totals	XXX	35,518,789	31,479,322	17,662,940	25,263,968	12,594,327	19,027,422	
DETAILS OF WRITE-INS								
58001.	XXX							
58002.	XXX							
58003.	XXX							
58998. Summary of remaining write-ins for Line 58 from overflow page.	XXX	0	0	0	0	0	0	
58999. TOTALS (Lines 58001 through 58003 plus 58998) (Line 58 above)	XXX	0	0	0	0	0	0	

(a) Active Status Counts

1. L – Licensed or Chartered – Licensed insurance carrier or domiciled RRG

2. R – Registered – Non-domiciled RRGs

3. E – Eligible – Reporting entities eligible or approved to write surplus lines in the state (other than their state of domicile – See DSLI)
4. Q – Qualified – Qualified or accredited reinsurer

5. D – Domestic Surplus Lines Insurer (DSLII) – Reporting entities authorized to write surplus lines in the state of domicile

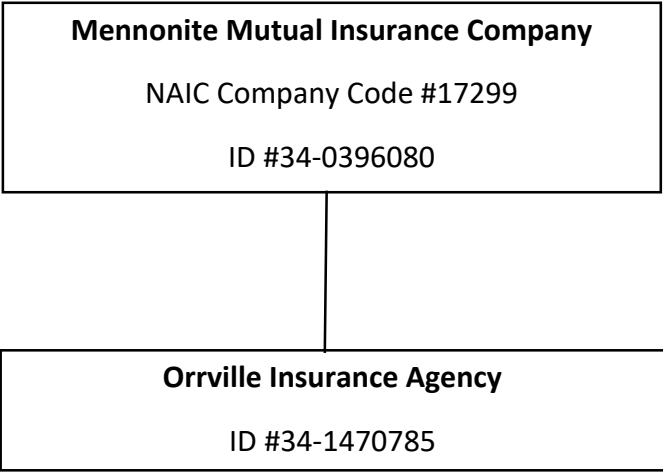
6. N – None of the above – Not allowed to write business in the state
- 0

54

All of the premiums and losses with respect to every kind of insurance transacted are allocated to the state in which the property or insured is located.

SCHEDULE Y – INFORMATION CONCERNING ACTIVITIES OF INSURER MEMBERS OF A HOLDING COMPANY GROUP  
PART 1 – ORGANIZATIONAL CHART

MENNONITE MUTUAL GROUP  
ORGANIZATIONAL CHART  
NAIC Group Code #4780



1. All companies and agencies are controlled by a common board of directors and officers.

**SCHEDULE Y**  
**PART 1A – DETAIL OF INSURANCE HOLDING COMPANY SYSTEM**

Asterisk	Explanation
----------	-------------



PART 1 - LOSS EXPERIENCE

Line of Business		Current Year to Date			4 Prior Year to Date Direct Loss Percentage
		1 Direct Premiums Earned	2 Direct Losses Incurred	3 Direct Loss Percentage	
1.	Fire .....	1,139,994	284,959	25.0	81.8
2.1	Allied lines .....			0.0	0.0
2.2	Multiple peril crop .....			0.0	0.0
2.3	Federal flood .....			0.0	0.0
2.4	Private crop .....			0.0	0.0
2.5	Private flood .....	192,047	72,872	37.9	0.0
3.	Farmowners multiple peril .....	9,792,348	7,154,461	73.1	132.0
4.	Homeowners multiple peril .....			0.0	0.0
5.1	Commercial multiple peril (non-liability portion) .....	12,849,437	6,213,674	48.4	107.0
5.2	Commercial multiple peril (liability portion) .....	5,244,713	250,176	4.8	27.4
6.	Mortgage guaranty .....			0.0	0.0
8.	Ocean marine .....			0.0	0.0
9.1.	Inland marine .....			0.0	0.0
9.2.	Pet insurance .....			0.0	
10.	Financial guaranty .....			0.0	0.0
11.1	Medical professional liability -occurrence .....			0.0	0.0
11.2	Medical professional liability -claims made .....			0.0	0.0
12.	Earthquake .....			0.0	0.0
13.1	Comprehensive (hospital and medical) individual .....			0.0	0.0
13.2	Comprehensive (hospital and medical) group .....			0.0	0.0
14.	Credit accident and health .....			0.0	0.0
15.1	Vision only .....			0.0	0.0
15.2	Dental only .....			0.0	0.0
15.3	Disability income .....			0.0	0.0
15.4	Medicare supplement .....			0.0	0.0
15.5	Medicaid Title XIX .....			0.0	0.0
15.6	Medicare Title XVIII .....			0.0	0.0
15.7	Long-term care .....			0.0	0.0
15.8	Federal employees health benefits plan .....			0.0	0.0
15.9	Other health .....			0.0	0.0
16.	Workers' compensation .....			0.0	0.0
17.1	Other liability occurrence .....	1,493,165	562,790	37.7	13.7
17.2	Other liability-claims made .....			0.0	0.0
17.3	Excess Workers' Compensation .....			0.0	0.0
18.1	Products liability-occurrence .....			0.0	0.0
18.2	Products liability-claims made .....			0.0	0.0
19.1	Private passenger auto no-fault (personal injury protection) .....			0.0	0.0
19.2	Other private passenger auto liability .....			0.0	0.0
19.3	Commercial auto no-fault (personal injury protection) .....			0.0	0.0
19.4	Other commercial auto liability .....	1,679,888	43,506	2.6	54.6
21.1	Private passenger auto physical damage .....			0.0	0.0
21.2	Commercial auto physical damage .....	804,032	915,930	113.9	145.5
22.	Aircraft (all perils) .....			0.0	0.0
23.	Fidelity .....			0.0	0.0
24.	Surety .....			0.0	0.0
26.	Burglary and theft .....			0.0	0.0
27.	Boiler and machinery .....			0.0	0.0
28.	Credit .....			0.0	0.0
29.	International .....			0.0	0.0
30.	Warranty .....			0.0	0.0
31.	Reinsurance - Nonproportional Assumed Property .....	XXX	XXX	XXX	XXX
32.	Reinsurance - Nonproportional Assumed Liability .....	XXX	XXX	XXX	XXX
33.	Reinsurance - Nonproportional Assumed Financial Lines .....	XXX	XXX	XXX	XXX
34.	Aggregate write-ins for other lines of business .....	0	0	0.0	0.0
35.	TOTALS .....	33,195,624	15,498,367	46.7	92.1
DETAILS OF WRITE-INS					
3401.	.....				
3402.	.....				
3403.	.....				
3498.	Sum. of remaining write-ins for Line 34 from overflow page .....	0	0	0.0	0.0
3499.	Totals (Lines 3401 through 3403 plus 3498) (Line 34) .....	0	0	0.0	0.0

PART 2 - DIRECT PREMIUMS WRITTEN

Line of Business		1 Current Quarter	2 Current Year to Date	3 Prior Year Year to Date
1.	Fire .....	375,884	1,122,512	1,085,240
2.1	Allied lines .....	0		0
2.2	Multiple peril crop .....	0		0
2.3	Federal flood .....	0		0
2.4	Private crop .....	0		0
2.5	Private flood .....	65,973	193,004	202,742
3.	Farmowners multiple peril .....	3,339,705	11,211,376	9,522,630
4.	Homeowners multiple peril .....	0		0
5.1	Commercial multiple peril (non-liability portion) .....	4,477,607	13,684,926	11,342,944
5.2	Commercial multiple peril (liability portion) .....	1,732,100	5,160,896	5,137,095
6.	Mortgage guaranty .....	0		0
8.	Ocean marine .....	0		0
9.1.	Inland marine .....	0		0
9.2.	Pet insurance .....	0		0
10.	Financial guaranty .....	0		0
11.1	Medical professional liability-occurrence .....	0		0
11.2	Medical professional liability-claims made .....	0		0
12.	Earthquake .....	0		0
13.1	Comprehensive (hospital and medical) individual .....	0		0
13.2	Comprehensive (hospital and medical) group .....	0		0
14.	Credit accident and health .....	0		0
15.1	Vision only .....	0		0
15.2	Dental only .....	0		0
15.3	Disability income .....	0		0
15.4	Medicare supplement .....	0		0
15.5	Medicaid Title XIX .....	0		0
15.6	Medicare Title XVIII .....	0		0
15.7	Long-term care .....	0		0
15.8	Federal employee health benefits plan .....	0		0
15.9	Other health .....	0		0
16.	Workers' compensation .....	0		0
17.1	Other liability occurrence .....	413,905	1,502,328	1,562,619
17.2	Other liability-claims made .....	0		0
17.3	Excess Workers' Compensation .....	0		0
18.1	Products liability-occurrence .....	0		0
18.2	Products liability-claims made .....	0		0
19.1	Private passenger auto no-fault (personal injury protection) .....	0		0
19.2	Other private passenger auto liability .....	0		0
19.3	Commercial auto no-fault (personal injury protection) .....	0		0
19.4	Other commercial auto liability .....	508,405	1,774,063	1,771,796
21.1	Private passenger auto physical damage .....	0		0
21.2	Commercial auto physical damage .....	240,995	869,684	854,256
22.	Aircraft (all perils) .....	0		0
23.	Fidelity .....	0		0
24.	Surety .....	0		0
26.	Burglary and theft .....	0		0
27.	Boiler and machinery .....	0		0
28.	Credit .....	0		0
29.	International .....	0		0
30.	Warranty .....	0		0
31.	Reinsurance - Nonproportional Assumed Property .....	XXX	XXX	XXX
32.	Reinsurance - Nonproportional Assumed Liability .....	XXX	XXX	XXX
33.	Reinsurance - Nonproportional Assumed Financial Lines .....	XXX	XXX	XXX
34.	Aggregate write-ins for other lines of business .....	0	0	0
35.	TOTALS	11,154,574	35,518,789	31,479,322
DETAILS OF WRITE-INS				
3401.	.....			
3402.	.....			
3403.	.....			
3498.	Sum. of remaining write-ins for Line 34 from overflow page .....	0	0	0
3499.	Totals (Lines 3401 through 3403 plus 3498) (Line 34)	0	0	0

STATEMENT AS OF SEPTEMBER 30, 2024 OF THE MENNONITE MUTUAL INSURANCE COMPANY

PART 3 (\$000 OMITTED)

LOSS AND LOSS ADJUSTMENT EXPENSE RESERVES SCHEDULE

	1	2	3	4	5	6	7	8	9	10	11	12	13
Years in Which Losses Occurred	Prior Year-End Known Case Loss and LAE Reserves	Prior Year-End IBNR Loss and LAE Reserves	Total Prior Year-End Loss and LAE Reserves (Cols. 1 + 2)	2024 Loss and LAE Payments on Claims Reported as of Prior Year-End	2024 Loss and LAE Payments on Claims Unreported as of Prior Year-End	Total 2024 Loss and LAE Payments (Cols. 4 + 5)	Q.S. Date Known Case Loss and LAE Reserves on Claims Reported and Open as of Prior Year End	Q.S. Date Known Case Loss and LAE Reserves on Claims Reported or Reopened Subsequent to Prior Year End	Q.S. Date IBNR Loss and LAE Reserves	Total Q.S. Loss and LAE Reserves (Cols.7 + 8 + 9)	Prior Year-End Known Case Loss and LAE Reserves Developed (Savings)/ Deficiency (Cols. 4 + 7 minus Col. 1)	Prior Year-End IBNR Loss and LAE Reserves Developed (Savings)/ Deficiency (Cols. 5 + 8 + 9 minus Col. 2)	Prior Year-End Total Loss and LAE Reserve Developed (Savings)/ Deficiency (Cols. 11 + 12)
1. 2021 + Prior .....	.....568	.....328	.....896	.....610	.....13	.....623	.....77	.....239	.....113	.....429	.....119	.....37	.....156
2. 2022 .....	.....1,051	.....463	.....1,514	.....374	.....5	.....379	.....250	.....550	.....294	.....1,094	.....(427)	.....386	.....(41)
3. Subtotals 2022 + prior .....	.....1,619	.....791	.....2,410	.....984	.....18	.....1,002	.....327	.....789	.....407	.....1,523	.....(308)	.....423	.....115
4. 2023 .....	.....4,304	.....1,115	.....5,419	.....1,033	.....501	.....1,534	.....2,198	.....303	.....604	.....3,105	.....(1,073)	.....293	.....(780)
5. Subtotals 2023 + prior .....	.....5,923	.....1,906	.....7,829	.....2,017	.....519	.....2,536	.....2,525	.....1,092	.....1,011	.....4,628	.....(1,381)	.....716	.....(665)
6. 2024 .....	.....XXX	.....XXX	.....XXX	.....XXX	.....10,270	.....10,270	.....XXX	.....3,164	.....1,351	.....4,515	.....XXX	.....XXX	.....XXX
7. Totals .....	5,923	1,906	7,829	2,017	10,789	12,806	2,525	4,256	2,362	9,143	(1,381)	716	(665)
8. Prior Year-End Surplus As Regards Policy-holders	18,282										Col. 11, Line 7 As % of Col. 1, Line 7	Col. 12, Line 7 As % of Col. 2, Line 7	Col. 13, Line 7 As % of Col. 3, Line 7
											1. (23.3)	2. 37.6	3. (8.5)
											Col. 13, Line 7 Line 8		
											4. (3.6)		

SUPPLEMENTAL EXHIBITS AND SCHEDULES INTERROGATORIES

The following supplemental reports are required to be filed as part of your statement filing. However, in the event that your company does not transact the type of business for which the special report must be filed, your response of **NO** to the specific interrogatory will be accepted in lieu of filing a "NONE" report and a bar code will be printed below. If the supplement is required of your company but is not being filed for whatever reason enter **SEE EXPLANATION** and provide an explanation following the interrogatory questions.





	Response
1. Will the Trusteed Surplus Statement be filed with the state of domicile and the NAIC with this statement?	.....NO.....
2. Will Supplement A to Schedule T (Medical Professional Liability Supplement) be filed with this statement?	.....NO.....
3. Will the Medicare Part D Coverage Supplement be filed with the state of domicile and the NAIC with this statement?	.....NO.....
4. Will the Director and Officer Insurance Coverage Supplement be filed with the state of domicile and the NAIC with this statement?	.....NO.....

AUGUST FILING

5. Will the regulator-only (non-public) Communication of Internal Control Related Matters Noted in Audit be filed with the state of domicile and electronically with the NAIC (as a regulator-only non-public document) by August 1? The response for 1st and 3rd quarters should be N/A. A NO response resulting with a bar code is only appropriate in the 2nd quarter.	.....N/A.....
---	---------------

Explanation:

Bar Code:

1.	 1 7 2 9 9 2 0 2 4 4 9 0 0 0 0 0 3
2.	 1 7 2 9 9 2 0 2 4 4 5 5 0 0 0 0 3
3.	 1 7 2 9 9 2 0 2 4 3 6 5 0 0 0 0 3
4.	 1 7 2 9 9 2 0 2 4 5 0 5 0 0 0 0 3

**OVERFLOW PAGE FOR WRITE-INS**

---

SCHEDULE A – VERIFICATION

Real Estate

	1	2
	Year To Date	Prior Year Ended December 31
1. Book/adjusted carrying value, December 31 of prior year .....	549,522	559,752
2. Cost of acquired:		
2.1 Actual cost at time of acquisition .....	4,627	26,484
2.2 Additional investment made after acquisition .....		0
3. Current year change in encumbrances .....		0
4. Total gain (loss) on disposals .....		0
5. Deduct amounts received on disposals .....		0
6. Total foreign exchange change in book/adjusted carrying value .....		0
7. Deduct current year's other-than-temporary impairment recognized .....		0
8. Deduct current year's depreciation .....	27,061	36,714
9. Book/adjusted carrying value at the end of current period (Lines 1+2+3+4-5+6-7-8) .....	527,088	549,522
10. Deduct total nonadmitted amounts .....	0	0
11. Statement value at end of current period (Line 9 minus Line 10) .....	527,088	549,522

SCHEDULE B – VERIFICATION

Mortgage Loans

	1	2
	Year To Date	Prior Year Ended December 31
1. Book value/recorded investment excluding accrued interest, December 31 of prior year .....	0	0
2. Cost of acquired:		
2.1 Actual cost at time of acquisition .....		0
2.2 Additional investment made after acquisition .....		0
3. Capitalized deferred interest and other .....		0
4. Accrual of discount .....		0
5. Unrealized valuation increase/(decrease) .....		0
6. Total gain (loss) on disposals .....		0
7. Deduct amounts received on disposals .....		0
8. Deduct amortization of premium and mortgage interest points and commitment fees .....		0
9. Total foreign exchange change in book value/recorded investment excluding accrued interest .....		0
10. Deduct current year's other-than-temporary impairment recognized .....		0
11. Book value/recorded investment excluding accrued interest at end of current period (Lines 1+2+3+4+5+6-7-8+9-10) .....	0	0
12. Total valuation allowance .....		0
13. Subtotal (Line 11 plus Line 12) .....	0	0
14. Deduct total nonadmitted amounts .....	0	0
15. Statement value at end of current period (Line 13 minus Line 14) .....	0	0

SCHEDULE BA – VERIFICATION

Other Long-Term Invested Assets

	1	2
	Year To Date	Prior Year Ended December 31
1. Book/adjusted carrying value, December 31 of prior year .....	0	0
2. Cost of acquired:		
2.1 Actual cost at time of acquisition .....		0
2.2 Additional investment made after acquisition .....		0
3. Capitalized deferred interest and other .....		0
4. Accrual of discount .....		0
5. Unrealized valuation increase/(decrease) .....		0
6. Total gain (loss) on disposals .....		0
7. Deduct amounts received on disposals .....		0
8. Deduct amortization of premium and depreciation .....		0
9. Total foreign exchange change in book/adjusted carrying value .....		0
10. Deduct current year's other-than-temporary impairment recognized .....		0
11. Book/adjusted carrying value at end of current period (Lines 1+2+3+4+5+6-7-8+9-10) .....	0	0
12. Deduct total nonadmitted amounts .....	0	0
13. Statement value at end of current period (Line 11 minus Line 12) .....	0	0

SCHEDULE D – VERIFICATION

Bonds and Stocks

	1	2
	Year To Date	Prior Year Ended December 31
1. Book/adjusted carrying value of bonds and stocks, December 31 of prior year .....	33,484,053	30,574,681
2. Cost of bonds and stocks acquired .....	9,755,738	14,888,246
3. Accrual of discount .....	16,162	14,315
4. Unrealized valuation increase/(decrease) .....	1,432,261	1,950,365
5. Total gain (loss) on disposals .....	26,196	(502,706)
6. Deduct consideration for bonds and stocks disposed of .....	9,669,704	13,397,337
7. Deduct amortization of premium .....	20,641	43,511
8. Total foreign exchange change in book/adjusted carrying value .....		0
9. Deduct current year's other-than-temporary impairment recognized .....		0
10. Total investment income recognized as a result of prepayment penalties and/or acceleration fees .....		0
11. Book/adjusted carrying value at end of current period (Lines 1+2+3+4+5-6-7+8-9+10) .....	35,024,065	33,484,053
12. Deduct total nonadmitted amounts .....	100	100
13. Statement value at end of current period (Line 11 minus Line 12) .....	35,023,965	33,483,953

STATEMENT AS OF SEPTEMBER 30, 2024 OF THE MENNONITE MUTUAL INSURANCE COMPANY

SCHEDULE D - PART 1B

Showing the Acquisitions, Dispositions and Non-Trading Activity  
During the Current Quarter for all Bonds and Preferred Stock by NAIC Designation

NAIC Designation	1 Book/Adjusted Carrying Value Beginning of Current Quarter	2 Acquisitions During Current Quarter	3 Dispositions During Current Quarter	4 Non-Trading Activity During Current Quarter	5 Book/Adjusted Carrying Value End of First Quarter	6 Book/Adjusted Carrying Value End of Second Quarter	7 Book/Adjusted Carrying Value End of Third Quarter	8 Book/Adjusted Carrying Value December 31 Prior Year
<b>BONDS</b>								
1. NAIC 1 (a).....	17,167,848	2,324,058	2,173,422	553	16,940,108	17,167,848	17,319,037	17,065,966
2. NAIC 2 (a).....	3,261,807	380,100	135,302	398	3,333,133	3,261,807	3,507,003	3,298,741
3. NAIC 3 (a).....	0	0	0	0	0	0	0	0
4. NAIC 4 (a).....	0	0	0	0	0	0	0	0
5. NAIC 5 (a).....	0	0	0	0	0	0	0	0
6. NAIC 6 (a).....	0	0	0	0	0	0	0	0
7. Total Bonds	20,429,655	2,704,158	2,308,724	951	20,273,241	20,429,655	20,826,040	20,364,707
<b>PREFERRED STOCK</b>								
8. NAIC 1 .....	0	0	0	0	0	0	0	0
9. NAIC 2 .....	0	0	0	0	0	0	0	0
10. NAIC 3 .....	0	0	0	0	0	0	0	0
11. NAIC 4 .....	0	0	0	0	0	0	0	0
12. NAIC 5 .....	0	0	0	0	0	0	0	0
13. NAIC 6 .....	0	0	0	0	0	0	0	0
14. Total Preferred Stock.....	0	0	0	0	0	0	0	0
15. Total Bonds & Preferred Stock	20,429,655	2,704,158	2,308,724	951	20,273,241	20,429,655	20,826,040	20,364,707

(a) Book/Adjusted Carrying Value column for the end of the current reporting period includes the following amount of short-term and cash equivalent bonds by NAIC designation: NAIC 1 \$ .....0 ; NAIC 2 \$ .....0 ;  
NAIC 3 \$ .....0 ; NAIC 4 \$ .....0 ; NAIC 5 \$ .....0 ; NAIC 6 \$ .....0

SCHEDULE DA - PART 1  
Short-Term Investments

	1 Book/Adjusted Carrying Value	2 Par Value	3 Actual Cost	4 Interest Collected Year To Date	5 Paid for Accrued Interest Year To Date
7709999999 Totals	0	XXX			

SCHEDULE DA - VERIFICATION  
Short-Term Investments

	1 Year To Date	2 Prior Year Ended December 31
1. Book/adjusted carrying value, December 31 of prior year.....	0	0
2. Cost of short-term investments acquired .....		92,553
3. Accrual of discount .....		0
4. Unrealized valuation increase/(decrease).....		0
5. Total gain (loss) on disposals .....		0
6. Deduct consideration received on disposals .....		92,553
7. Deduct amortization of premium.....		0
8. Total foreign exchange change in book/adjusted carrying value.....		0
9. Deduct current year's other-than-temporary impairment recognized.....		0
10. Book/adjusted carrying value at end of current period (Lines 1+2+3+4+5-6-7+8-9).....	0	0
11. Deduct total nonadmitted amounts.....		0
12. Statement value at end of current period (Line 10 minus Line 11)	0	0



Schedule DB - Part A - Verification

NONE

Schedule DB - Part B - Verification

NONE

Schedule DB - Part C - Section 1

NONE

Schedule DB - Part C - Section 2

NONE

Schedule DB - Verification

NONE

SCHEDULE E – PART 2 – VERIFICATION  
(Cash Equivalents)

	1 Year To Date	2 Prior Year Ended December 31
1. Book/adjusted carrying value, December 31 of prior year.....	1,473,454	3,838,167
2. Cost of cash equivalents acquired .....	16,247,861	13,918,607
3. Accrual of discount .....		0
4. Unrealized valuation increase/(decrease) .....		0
5. Total gain (loss) on disposals.....		0
6. Deduct consideration received on disposals .....	14,908,363	16,283,320
7. Deduct amortization of premium .....		0
8. Total foreign exchange change in book/adjusted carrying value .....		0
9. Deduct current year's other-than-temporary impairment recognized .....		0
10. Book/adjusted carrying value at end of current period (Lines 1+2+3+4+5-6-7+8-9) .....	2,812,952	1,473,454
11. Deduct total nonadmitted amounts .....		0
12. Statement value at end of current period (Line 10 minus Line 11)	2,812,952	1,473,454

## EO1

# NONE

[illegible]

# NONE

[illegible]

Schedule B - Part 2

NONE

Schedule B - Part 3

NONE

Schedule BA - Part 2

NONE

Schedule BA - Part 3

NONE

STATEMENT AS OF SEPTEMBER 30, 2024 OF THE MENNONITE MUTUAL INSURANCE COMPANY

SCHEDULE D - PART 3

Show All Long-Term Bonds and Stock Acquired During the Current Quarter

1	2	3	4	5	6	7	8	9	10
CUSIP Identification	Description	Foreign	Date Acquired	Name of Vendor	Number of Shares of Stock	Actual Cost	Par Value	Paid for Accrued Interest and Dividends	NAIC Designation, NAIC Designation Modifier and SVO Administrative Symbol
Bonds - U.S. Governments									
91282C-LG-4	UNITED STATES TREAS NTS		08/30/2024	M&T Bank	XXX	319,859	320,000	620	1 A
0109999999 - Bonds - U.S. Governments						319,859	320,000	620	XXX
Bonds - U.S. Special Revenue and Special Assessment and all Non-Guaranteed Obligations of Agencies and Authorities of Governments and Their Political Subdivisions									
130685-WB-2	CALIFORNIA ST PUB WKS BRD LEASE RE		09/13/2024	M&T Bank	XXX	234,876	190,000	6,779	1 D FE
13081D-AA-4	CALIFORNIA STATEWIDE CMNTYS DEV AU		08/16/2024	M&T Bank	XXX	383,986	501,143	515	1 A FE
20281P-CT-7	COMMONWEALTH FING AUTH PA REV BDS		09/18/2024	M&T Bank	XXX	353,288	325,000	6,063	1 E FE
3137HA-SQ-0	FEDERAL HOME LN MTG CORP		07/10/2024	M&T Bank	XXX	142,084	173,273	152	1 B FE
576000-ZJ-5	MASSACHUSETTS ST SCH BLDG AUTH		08/09/2024	M&T Bank	XXX	108,998	125,000	1,077	1 B FE
576004-HG-3	MASSACHUSETTS ST SPL OBLIG REV		07/19/2024	M&T Bank	XXX	91,108	93,062	74	1 B FE
0909999999 - Bonds - U.S. Special Revenue and Special Assessment and all Non-Guaranteed Obligations of Agencies and Authorities of Governments and Their Political Subdivisions						1,314,339	1,407,478	14,660	XXX
Bonds - Industrial and Miscellaneous (Unaffiliated)									
237194-AP-0	DARDEN RESTAURANTS INC		09/30/2024	M&T Bank	XXX	44,991	45,000		2 B FE
233331-BM-8	DTE ENERGY CO		07/29/2024	M&T Bank	XXX	29,964	30,000		2 B FE
42824C-BS-7	HEWLETT PACKARD ENTERPRISE CO		09/12/2024	M&T Bank	XXX	59,972	60,000		2 B FE
477911-AD-3	JOHN DEERE OWNER		09/10/2024	M&T Bank	XXX	199,953	200,000		1 A FE
501044-DT-5	KROGER CO		08/20/2024	M&T Bank	XXX	109,885	110,000		2 B FE
595112-BS-1	MICRON TECHNOLOGY INC		09/18/2024	M&T Bank	XXX	65,363	75,000	867	2 C FE
682680-CC-5	ONEOK INC		09/10/2024	M&T Bank	XXX	69,926	70,000		2 B FE
92348K-DE-0	VERIZON MA		09/09/2024	M&T Bank	XXX	199,948	200,000		1 A FE
98164L-AD-1	WORLD OMNI SET		07/16/2024	M&T Bank	XXX	199,957	200,000		1 A FE
78016H-ZZ-6	ROYAL BK CDA	C	07/15/2024	M&T Bank	XXX	90,000	90,000		1 F FE
1109999999 - Bonds - Industrial and Miscellaneous (Unaffiliated)						1,069,959	1,080,000	867	XXX
2509999997 - Bonds - Subtotals - Bonds - Part 3						2,704,157	2,807,478	16,147	XXX
2509999999 - Bonds - Subtotals - Bonds						2,704,157	2,807,478	16,147	XXX
Common Stocks - Mutual Funds - Designations Not Assigned by the SVO									
31420B-30-0	FEDERATED INSTL TR		09/03/2024	M&T Bank	2,160.633	19,101	XXX		
44134R-52-9	HOTCHKIS & WILEY FDS		09/03/2024	M&T Bank	1,984.530	20,951	XXX		
722005-62-6	PIMCO FDS PAC INVT MGMT SER		09/13/2024	M&T Bank	1,488.609	16,762	XXX		
922031-73-7	VANGUARD FIXED INCOME SECS FD INFL		07/01/2024	M&T Bank	324.418	7,423	XXX		
5329999999 - Common Stocks - Mutual Funds - Designations Not Assigned by the SVO						64,236	XXX	0	XXX
5989999997 - Common Stocks - Subtotals - Common Stocks - Part 3						64,236	XXX	0	XXX
5989999999 - Common Stocks - Subtotals - Common Stocks						64,236	XXX	0	XXX
5999999999 - Common Stocks - Subtotals - Preferred and Common Stocks						64,236	XXX	0	XXX
6009999999 Totals						2,768,393	XXX	16,147	XXX

STATEMENT AS OF SEPTEMBER 30, 2024 OF THE MENNONITE MUTUAL INSURANCE COMPANY

SCHEDULE D - PART 4

Show All Long-Term Bonds and Stock Sold, Redeemed or Otherwise Disposed of During the Current Quarter

1	2	3 F o r e i g n	4	5	6	7	8	9	10	Change in Book/Adjusted Carrying Value					16	17	18	19	20	21	22 NAIC Designation, NAIC Desig. Modifier and SVO Administrative Symbol
										11	12	13	14	15							
CUSIP Identi- fication	Description		Disposal Date	Name of Purchaser	Number of Shares of Stock	Consideration	Par Value	Actual Cost	Prior Year Book/Adjusted Carrying Value	Unrealized Valuation Increase/ (Decrease)	Current Year's (Amortization)/ Accretion	Current Year's Other Than Temporary Impairment Recognized	Total Change in B./A.C.V. (11+12-13)	Total Foreign Exchange Change in B./A.C.V.	Book/ Adjusted Carrying Value at Disposal Date	Foreign Exchange Gain (Loss) on Disposal	Realized Gain (Loss) on Disposal	Total Gain (Loss) on Disposal	Bond Interest/Stock Dividends Received During Year	Stated Contractual Maturity Date	
Bonds - U.S. Governments																					
36241L-KH-8	GNMA PASS-THRU X PLATINUM 30YR		09/16/2024	PRINCIPAL RECEIPT	.XXX	.172	.172	.191	.187		(15)		(15)		.172			.0	.5	.06/15/2040	.1 A
38380A-MM-6	GNMA REMIC TRUST 2016-116		09/20/2024	PRINCIPAL RECEIPT	.XXX	.1,166	.1,166	.1,083	1,106		.60		.60		1,166			.0	.14	.11/20/2044	.1 A
91282C-KF-7	UNITED STATES TREAS NTS		09/18/2024	M&T Bank	.XXX	92,890	90,000	87,448			.133		.133		87,580		5,310	5,310	1,745	.03/31/2031	.1 A
91282C-KJ-9	UNITED STATES TREAS NTS		09/10/2024	M&T Bank	.XXX	.121,145	.120,000	118,772			.91		.91		118,863		2,281	2,281	1,510	.04/15/2027	.1 A
91282C-LG-4	UNITED STATES TREAS NTS		09/10/2024	M&T Bank	.XXX	.322,144	.320,000	319,859			.1		.1		319,861		2,283	2,283	860	.08/15/2027	.1 A
0109999999 - Bonds - U.S. Governments						537,516	531,338	527,353	1,293	0	270	0	270	0	527,642	0	9,874	9,874	4,134	XXX	XXX
Bonds - U.S. States, Territories and Possessions																					
20772K-JW-0	CONNECTICUT ST		07/01/2024	MATURITY	.XXX	70,000	70,000	70,000	70,000				.0		70,000			.0	1,399	.07/01/2024	.1 D FE
0509999999 - Bonds - U.S. States, Territories and Possessions						70,000	70,000	70,000	70,000	0	0	0	0	0	70,000	0	0	0	1,399	XXX	XXX
Bonds - U.S. Special Revenue and Special Assessment and all Non-Guaranteed Obligations of Agencies and Authorities of Governments and Their Political Subdivisions																					
010775-AU-8	ALAMEDA CALIF CMNTY IMPT COMMN		09/01/2024	MATURITY	.XXX	.185,000	.185,000	.205,256	.188,316		(3,316)		(3,316)		.185,000			.0	7,065	.09/01/2024	.1 C FE
040484-VD-6	ARIZONA BRD REGENTS UNIV ARIZ		08/19/2024	M&T Bank	.XXX	.47,900	.50,000	.50,000	.50,000				.0		50,000		(2,100)	(2,100)	1,716	.08/01/2028	.1 E FE
13081D-AA-4	CMNTYS DEV AU		09/26/2024	M&T Bank	.XXX	.192,638	.251,251	.192,513			.1		.1		192,514		.125	.125	.294	.07/01/2038	.1 A FE
3137HA-SQ-0	FEDERAL HOME LN MTG CORP		09/25/2024	M&T Bank	.XXX	.394	.394	.323	.1		.1		.1		.324		.70	.70	.1	.09/25/2037	.1 B FE
31335A-YT-9	FHLMC PC GOLD COMB 30		09/16/2024	PRINCIPAL RECEIPT	.XXX	.1,920	.1,920	1,869	1,873		.46		.46		1,920			.0	.38	.10/01/2046	.1 A
3132XT-BH-0	FHLMC PC GOLD PC 30YR		09/16/2024	PRINCIPAL RECEIPT	.XXX	.1,884	.1,884	1,885	1,885		(1)		(1)		1,884			.0	.40	.09/01/2047	.1 A
3137B2-P9-5	FHLMC REMIC SERIES 4212		09/16/2024	PRINCIPAL RECEIPT	.XXX	.1,255	.1,255	1,206	.23		.23		.23		1,255			.0	.13	.06/15/2028	.1 A
3137FK-2C-9	FHLMC REMIC SERIES 4845		09/16/2024	PRINCIPAL RECEIPT	.XXX	.1,059	.1,059	1,076	(14)		(14)		(14)		.0			.0	.24	.12/15/2048	.1 A
3137FA-RE-0	FHLMC REMIC SERIES K-727		07/25/2024	PRINCIPAL RECEIPT	.XXX	.35,035	.35,035	.37,867	(354)		(354)		(354)		35,035			.0	.602	.07/25/2024	.1 A
3132A8-VK-2	FHLMC SUPER 15Y FIXED 3.500 203207		09/25/2024	PRINCIPAL RECEIPT	.XXX	.5,561	.5,561	.6,013	5,927		(366)		(366)		5,561			.0	.133	.07/01/2032	.1 A
31416V-QQ-0	FNMA MBS FHA/VA 6.000 20370201		09/25/2024	PRINCIPAL RECEIPT	.XXX	.236	.236	.263	.260		(24)		(24)		236			.0	.9	.02/01/2037	.1 A
3138AF-EK-2	FNMA PASS-THRU LNG 30 YEAR		09/25/2024	PRINCIPAL RECEIPT	.XXX	.144	.144	.151	.149		(6)		(6)		144			.0	.5	.05/01/2041	.1 A
3138WF-Y5-9	FNMA PASS-THRU LNG 30 YEAR		09/25/2024	PRINCIPAL RECEIPT	.XXX	.441	.441	.457	.455		(14)		(14)		441			.0	.10	.11/01/2045	.1 A
3138WH-WW-8	FNMA PASS-THRU LNG 30 YEAR		09/25/2024	PRINCIPAL RECEIPT	.XXX	.3,281	.3,281	3,262	3,264		.17		.17		3,281			.0	.67	.09/01/2046	.1 A
3140E2-HF-1	FNMA PASS-THRU LNG 30 YEAR		09/25/2024	PRINCIPAL RECEIPT	.XXX	.228	.228	.235	.234		(6)		(6)		228			.0	.6	.10/01/2045	.1 A
3140J9-2D-2	FNMA PASS-THRU LNG 30 YEAR		09/25/2024	PRINCIPAL RECEIPT	.XXX	.1,820	.1,820	1,884	1,882		(62)		(62)		1,820			.0	.50	.07/01/2047	.1 A
31410K-AA-2	FNMA PASS-THRU LNG 30 YEAR		09/25/2024	PRINCIPAL RECEIPT	.XXX	.156	.156	.172	.167		(10)		(10)		156			.0	.6	.11/01/2035	.1 A
31418B-KN-5	FNMA PASS-THRU LNG 30 YEAR		09/25/2024	PRINCIPAL RECEIPT	.XXX	.134	.134	.146	.144		(10)		(10)		134			.0	.4	.11/01/2044	.1 A
3140F8-H7-5	FNMA PASS-THRU LNG 30 YEAR		09/25/2024	PRINCIPAL RECEIPT	.XXX	.302	.302	.294	.295		.7		.7		302			.0	.6	.08/01/2046	.1 A
31417G-M8-6	FNMA REMIC TRUST 2009-10		09/25/2024	PRINCIPAL RECEIPT	.XXX	.83	.83	.86	.84		(1)		(1)		.83			.0	.23	.05/01/2043	.1 A
31397N-HE-8	FNMA REMIC TRUST 2015-36		09/25/2024	PRINCIPAL RECEIPT	.XXX	.2,399	.2,399	2,360	2,373		.26		.26		2,399			.0	.40	.06/25/2030	.1 A
3136AN-J8-1	FNMA REMIC TRUST 2017-46		09/25/2024	PRINCIPAL RECEIPT	.XXX	.2,605	.2,605	2,706	2,634		(29)		(29)		2,605			.0	.61	.09/25/2028	.1 A
3136AW-J2-4	FNMA REMIC TRUST 2019-01		09/25/2024	PRINCIPAL RECEIPT	.XXX	.408	.408	.406	.406		.2		.2		408			.0	.9	.02/25/2049	.1 A
3136B3-F6-2	FRANKLIN IND CMNTY MULTI-SCH B		07/15/2024	MATURITY	.XXX	.50,000	.50,000	59,688	50,657		(657)		(657)		50,000			.0	2,500	.07/15/2024	.1 B FE
54473E-NT-7	HOUSTON TEX ARPT SYS REV		07/01/2024	MATURITY	.XXX	.80,000	.80,000	.80,000	.80,000				.0		80,000			.0	1,018	.07/01/2024	.1 E FE
576004-HG-3	LOS ANGELES CNTY CALIF PUB WKS REV		08/01/2024	M&T Bank	.XXX	.20,000	.20,000	.21,782			(29)		(29)		21,753		(1,753)	(1,753)	.749	.08/01/2033	.1 C FE
67737R-AB-5	MASSACHUSETTS ST SPL OBLIG REV		07/15/2024	Sink PMT @ 100.0000000	.XXX	.52,683	.52,683	.51,992	.51,998		.685		.685		52,683			.0	2,165	.07/15/2031	.1 B FE
71884A-G8-6	OHIO HSG FIN AGY MULTIFAMILY		09/26/2024	M&T Bank	.XXX	.562	.562	.543			.0		.0		543		.19	.19	.4	.11/01/2036	.1 B FE
	PHOENIX ARIZ CIVIC IMPT CORP E		07/01/2024	MATURITY	.XXX	.100,000	.100,000	.100,000	.100,000				.0		100,000			.0	.879	.07/01/2024	.1 C FE
0909999999 - Bonds - U.S. Special Revenue and Special Assessment and all Non-Guaranteed Obligations of Agencies and Authorities of Governments and Their Political Subdivisions						789,043	849,756	825,374	581,636	0	(4,114)	0	(4,114)	0	792,683	0	(3,640)	(3,640)	17,538	XXX	XXX
Bonds - Industrial and Miscellaneous (Unaffiliated)																					
046353-AV-0	ASTRAZENECA PLC	C	09/30/2024	M&T Bank	.XXX	.71,453	.75,000	.74,696	.74,877		.40		.40		74,917		(3,464)	(3,464)	.515	.04/08/2026	.1 F FE

STATEMENT AS OF SEPTEMBER 30, 2024 OF THE MENNONITE MUTUAL INSURANCE COMPANY

SCHEDULE D - PART 4

Show All Long-Term Bonds and Stock Sold, Redeemed or Otherwise Disposed of During the Current Quarter

1	2	3	4	5	6	7	8	9	10	Change in Book/Adjusted Carrying Value					16	17	18	19	20	21	22
										11	12	13	14	15							
CUSIP Identification	Description	For e i g n	Disposal Date	Name of Purchaser	Number of Shares of Stock	Consideration	Par Value	Actual Cost	Prior Year Book/Adjusted Carrying Value	Unrealized Valuation Increase/ (Decrease)	Current Year's (Amortization)/ Accretion	Current Year's Other Than Temporary Impairment Recognized	Total Change in B./A.C.V. (11+12-13)	Total Foreign Exchange Change in B./A.C.V.	Book/ Adjusted Carrying Value at Disposal Date	Foreign Exchange Gain (Loss) on Disposal	Realized Gain (Loss) on Disposal	Total Gain (Loss) on Disposal	Bond Interest/Stock Dividends Received During Year	Stated Contractual Maturity Date	NAIC Designation, NAIC Desig. Modifier and SVO Administrative Symbol
86562N-DA-5	SUNITOMO MITSUI FIN GRP INC GLBL N.....	C	08/20/2024	M&T Bank.....	XXX	204,496	200,000	200,000	200,000				.0		200,000		.4,496	.4,496	13,001	07/13/2026	1.G FE
001055-A0-5	AFLAC INC SR GLBL NT 26 AMERICREDIT AUTO 2021-2	C	09/12/2024	M&T Bank.....	XXX	48,719	50,000	49,587	49,859		34		34		49,893		(1,175)	(1,175)	1,310	10/15/2026	1.G FE
03066R-AD-7	TR CAMPBELL SOUP CO SR GLBL NTS .2%29		08/27/2024	VARIOUS.....	XXX	163,863	165,097	165,083	165,095		2		.2		165,097		(1,234)	(1,234)	768	01/19/2027	1.A FE
134429-BN-8	CARMAX AUTO OWNER TR 2023-1		07/15/2024	M&T Bank.....	XXX	25,297	25,000	24,996					.0		24,996		.301	.301	415	03/21/2029	2.B FE
14318D-AC-3	CARVANA AUTO REC 2021-P2		08/27/2024	M&T Bank.....	XXX	99,949	100,000	99,992	99,995		2		.2		99,997		(48)	(48)	3,338	10/15/2027	1.A FE
14687T-AC-1	CARVANA AUTO REC TR 2022-P3		08/12/2024	PRINCIPAL RECEIPT.....	XXX	4,105	4,105	4,104	4,105				.0		4,105			.0	12	03/10/2026	1.A FE
14686M-AC-7	FORD CREDIT MSTR TR A 2020-2		09/10/2024	PRINCIPAL RECEIPT.....	XXX	14,110	14,110	14,108	14,109		.1		.1		14,110			.0	434	11/10/2027	1.A FE
345280-H0-0	HUMANA INC.....		09/24/2024	M&T Bank.....	XXX	96,898	100,000	99,968	99,999		.1		.1		99,999		(3,101)	(3,101)	824	09/15/2027	1.A FE
444859-BF-8	MARATHON OIL CORP GLBL NT 5.3%29		09/12/2024	M&T Bank.....	XXX	19,814	20,000	20,907	20,324		(74)		(74)		20,250		(436)	(436)	786	03/15/2027	2.B FE
565849-A0-9	NEXTERA ENERGY CAP HLDGS INC		07/15/2024	M&T Bank.....	XXX	65,785	65,000	64,878			6		.6		64,885		.900	.900	1,034	04/01/2029	2.C FE
65339K-AT-7	BANK NOVA SCOTIA B C FR 5.35%12072		09/10/2024	M&T Bank.....	XXX	24,644	25,000	25,591	25,218		(47)		(47)		25,171		(527)	(527)	764	05/01/2027	2.A FE
06418J-AA-9		C	09/10/2024	M&T Bank.....	XXX	76,437	75,000	74,972	74,972		6		.6		74,978		1,459	1,459	2,871	12/07/2026	1.G FE
1109999999 - Bonds - Industrial and Miscellaneous (Unaffiliated)						915,570	918,311	918,881	828,551	0	(28)	0	(28)	0	918,398	0	(2,828)	(2,828)	26,072	XXX	XXX
2509999997 - Bonds - Subtotals - Bonds - Part 4						2,312,130	2,369,405	2,341,608	1,481,481	0	(3,871)	0	(3,871)	0	2,308,724	0	3,406	3,406	49,143	XXX	XXX
2509999999 - Bonds - Subtotals - Bonds						2,312,130	2,369,405	2,341,608	1,481,481	0	(3,871)	0	(3,871)	0	2,308,724	0	3,406	3,406	49,143	XXX	XXX
Common Stocks - Industrial and Miscellaneous (Unaffiliated) - Publicly Traded																					
G1151C-10-1	ACCENTURE PLC IRELAND SHS	C	08/13/2024	M&T Bank.....	12,000	3,781	XXX	3,090	4,211	(1,121)			(1,121)		3,090		.691	.691	35	XXX	XXX
G29183-10-3	EATON CORP PLC SHS	C	08/13/2024	M&T Bank.....	6,000	1,753	XXX	1,447		.0			.0		1,447		.306	.306	13	XXX	XXX
H50430-23-2	LOGITECH INTL S SHS	C	08/13/2024	M&T Bank.....	41,000	3,555	XXX	3,294	3,897	(604)			(604)		3,294		.261	.261		XXX	XXX
00724F-10-1	ADOBE SYS INC		08/13/2024	M&T Bank.....	9,000	4,778	XXX	4,180	5,369	(1,190)			(1,190)		4,180		.598	.598		XXX	XXX
00846U-10-1	AGILENT TECHNOLOGIES INC		08/13/2024	M&T Bank.....	12,000	1,630	XXX	2,065	1,668	.397			.397		2,065		(436)	(436)	35	XXX	XXX
02079K-10-7	ALPHABET INC		08/13/2024	M&T Bank.....	32,000	5,289	XXX	4,557	4,510	.47			.47		4,557		.732	.732	6	XXX	XXX
02079K-30-5	ALPHABET INC		08/13/2024	M&T Bank.....	69,000	11,259	XXX	6,721	9,639	(2,917)			(2,917)		6,721		4,538	4,538	14	XXX	XXX
023135-10-6	AMAZON COM INC		08/13/2024	M&T Bank.....	105,000	17,607	XXX	16,313	15,954	.359			.359		16,313		1,294	1,294		XXX	XXX
032095-10-1	AMPHENOL CORP NEW		08/13/2024	M&T Bank.....	300,000	19,072	XXX	11,529	14,870	(3,341)			(3,341)		11,529		.7,543	.7,543	99	XXX	XXX
037833-10-0	APPLE INC		08/13/2024	M&T Bank.....	100,000	21,914	XXX	15,097	19,253	(4,156)			(4,156)		15,097		.6,817	.6,817	74	XXX	XXX
03831W-10-8	APPROVIN CORP COM CL A		08/13/2024	M&T Bank.....	44,000	3,358	XXX	2,757		.0			.0		2,757		.602	.602		XXX	XXX
040413-10-6	ARISTA NETWORKS INC		08/13/2024	M&T Bank.....	19,000	6,449	XXX	2,108	4,475	(2,367)			(2,367)		2,108		4,340	4,340		XXX	XXX
11135F-10-1	BROADCOM INC COM		08/13/2024	M&T Bank.....	141,000	21,312	XXX	6,470	15,739	(9,269)			(9,269)		6,470		14,842	14,842	148	XXX	XXX
122017-10-6	BURLINGTON STORES INC		08/13/2024	M&T Bank.....	28,000	7,240	XXX	9,386	5,445	3,940			3,940		9,386		(2,145)	(2,145)		XXX	XXX
159864-10-7	CHARLES RIV LABS INTL INC		08/13/2024	M&T Bank.....	18,000	3,504	XXX	4,253	4,255	(2)			(2)		4,253		(749)	(749)		XXX	XXX
172908-10-5	CINTAS CORP		08/13/2024	M&T Bank.....	16,000	12,203	XXX	6,404	9,643	(3,239)			(3,239)		6,404		5,799	5,799	43	XXX	XXX
192600-10-7	COINBASE GLOBAL INC		08/13/2024	M&T Bank.....	12,000	2,317	XXX	.452	2,087	(1,636)			(1,636)		.452		1,866	1,866	5	XXX	XXX
217204-10-6	COPART INC		08/13/2024	M&T Bank.....	83,000	4,197	XXX	2,354	4,067	(1,713)			(1,713)		2,354		1,843	1,843	32	XXX	XXX
243537-10-7	DECKERS OUTDOOR CORP COM		08/13/2024	M&T Bank.....	7,000	6,440	XXX	3,954	4,679	(725)			(725)		3,954		2,486	2,486		XXX	XXX
253393-10-2	DICKS SPORTING GOODS INC		08/13/2024	M&T Bank.....	74,000	15,203	XXX	9,834	10,874	(1,040)			(1,040)		9,834		5,369	5,369	163	XXX	XXX
26856L-10-3	E L F BEAUTY INC		08/13/2024	M&T Bank.....	22,000	3,165	XXX	3,673		.0			.0		3,673		(508)	(508)		XXX	XXX
285512-10-9	ELECTRONIC ARTS INC		08/13/2024	M&T Bank.....	14,000	2,049	XXX	1,686	1,915	(229)			(229)		1,686		.362	.362	5	XXX	XXX
30303M-10-2	FACEBOOK INC		08/13/2024	M&T Bank.....	32,000	16,639	XXX	8,703	11,327	(2,624)			(2,624)		8,703		7,936	7,936	32	XXX	XXX
311900-10-4	FASTENAL CO		08/13/2024	M&T Bank.....	138,000	9,073	XXX	6,618	8,938	(2,320)			(2,320)		6,618		2,455	2,455	333	XXX	XXX
388689-10-1	GRAPHIC PACKAGING HLDG CO		08/13/2024	M&T Bank.....	82,000	2,311	XXX	1,994	2,021	(27)			(27)		1,994		.317	.317	25	XXX	XXX
437076-10-2	HOME DEPOT INC		08/13/2024	M&T Bank.....	6,000	2,051	XXX	2,024	2,079	(55)			(55)		2,024		.27	.27	27	XXX	XXX
443510-60-7	HUBBELL INC		08/13/2024	M&T Bank.....	7,000	2,646	XXX	1,675	2,303	(628)			(628)		1,675		.971	.971	17	XXX	XXX
457780-10-7	INSPERITY INC		08/13/2024	M&T Bank.....	24,000	2,177	XXX	2,487	2,813	(326)			(326)		2,487		(310)	(310)	28	XXX	XXX
44980X-10-9	IPG PHOTONICS CORP		08/13/2024	M&T Bank.....	7,000	466	XXX	1,406	760	.847			.847		1,406		(940)	(940)		XXX	XXX
46266C-10-5	IQVIA HLDGS INC COM		08/13/2024	M&T Bank.....	7,000	1,631	XXX	1,822	202	1,822			202		1,822		(191)	(191)		XXX	XXX
482480-10-0	KLA CORPORATION COM NEW		08/13/2024	M&T Bank.....	26,000	19,967	XXX	7,895	15,114	(7,219)			(7,219)		7,895		12,072	12,072	75	XXX	XXX
513272-10-4	LAMB WESTON HLDGS INC		08/13/2024	M&T Bank.....	19,000	1,116	XXX	2,134	2,054	.80			.80		2,134		(1,018)	(1,018)	21	XXX	XXX
533900-10-6	LINCOLN ELEC HLDGS INC		08/13/2024	M&T Bank.....	33,000	6,211	XXX	4,712	7,176	(2,464)			(2,464)		4,712		1,499	1,499	70	XXX	XXX
536797-10-3	LITHIA MTRS INC		08/13/2024	M&T Bank.....	14,000	3,875	XXX	3,861	4,610	(749)			(749)		3,861		14	14	22	XXX	XXX
50212V-10-0	LPL FINL HLDGS INC		08/13/2024	M&T Bank.....	4,000	.802	XXX	.868	.910	(42)			(42)		.868		(.66)	(.66)	4	XXX	XXX
550021-10-9	LULULEMON ATHLETICA INC		08/13/2024	M&T Bank.....	21,000	5,068	XXX	7,206	10,737	(3,531)			(3,531)		7,206		(2,139)	(2,139)		XXX	XXX

## E05.2

## E05.2

## E05.2

## E05.2



Schedule DB - Part A - Section 1

NONE

Schedule DB - Part B - Section 1

NONE

Schedule DB - Part D - Section 1

NONE

Schedule DB - Part D - Section 2

NONE

Schedule DB - Part E

NONE

Schedule DL - Part 1

NONE

Schedule DL - Part 2

NONE



**STATEMENT AS OF SEPTEMBER 30, 2024 OF THE MENNONITE MUTUAL INSURANCE COMPANY**

## SCHEDULE E - PART 2 - CASH EQUIVALENTS

**Show Investments Owned End of Current Quarter**

[illegible]