

QUARTERLY STATEMENT

AS OF JUNE 30, 2024

OF THE CONDITION AND AFFAIRS OF THE

ALLIANCE OF TRANSYLVANIAN SAXONS

NAIC Group Code00000000NAIC Company Code56197Employer's ID Number34-0138510

(Current)(Prior)

Organized under the Laws ofOHState of Domicile or Port of EntryOH

Country of DomicileUS

Licensed as business type:Fraternal Benefit Societies

Incorporated/Organized08/31/1902Commenced Business08/31/1902

Statutory Home Office5323 Pearl RoadCleveland, OH, US 44129-1503

Main Administrative Office5323 Pearl RoadCleveland, OH, US 44129-1503440-842-8442

(Telephone Number)

Mail Address5323 Pearl RoadCleveland, OH, US 44129-1503

Primary Location of Books and Records5323 Pearl RoadCleveland, OH, US 44129-1503440-842-8442

(Telephone Number)

Internet Website Addresshttp://www.atsaxons.com

Statutory Statement ContactDenise A Crawford440-842-8442

(Telephone Number)

office@atsaxons.com440-842-5442

(E-Mail Address)(Fax Number)

OFFICERS

Denise A Crawford, PresidentMichael Teutsch Jr., Treasurer

Barbara A Spack, Secretary Pro TemMiller & Newberg, Consulting Actuary

OTHER

Monica M Weber, First Vice PresidentRandall B Floyd, Second Vice President

Michael Bachinger, Third Vice President

DIRECTORS OR TRUSTEES

Denise A CrawfordMonica M Weber

Randall B FloydMichael Bachinger

Michael Teutsch Jr.Barbara A Spack

Jacob F SporIngrid E Weihs-Ferguson

Margarete I ZieglerDebbie K Ferguson

State of

County ofSS

The officers of this reporting entity being duly sworn, each depose and say that they are the described officers of said reporting entity, and that on the reporting period stated above, all of the herein described assets were the absolute property of the said reporting entity, free and clear from any liens or claims thereon, except as herein stated, and that this statement, together with related exhibits, schedules and explanations therein contained, annexed or referred to, is a full and true statement of all the assets and liabilities and of the condition and affairs of the said reporting entity as of the reporting period stated above, and of its income and deductions therefrom for the period ended, and have been completed in accordance with the NAIC Annual Statement Instructions and Accounting Practices and Procedures manual except to the extent that: (1) state law may differ; or, (2) that state rules or regulations require differences in reporting not related to accounting practices and procedures, according to the best of their information, knowledge and belief, respectively. Furthermore, the scope of this attestation by the described officers also includes the related corresponding electronic filing with the NAIC, when required, that is an exact copy (except for formatting differences due to electronic filing) of the enclosed statement. The electronic filing may be requested by various regulators in lieu of or in addition to the enclosed statement.

X

Denise A CrawfordPresident

X

Barbara A SpackSecretary Pro Tem

X

Michael Teutsch Jr.Treasurer

Subscribed and sworn to before me

thisday of

, 2024

a. Is this an original filing? Yes

b. If no:

1. State the amendment number:

2. Date filed:

3. Number of pages attached:

X

ASSETS

		Current Statement Date			4 December 31 Prior Year Net Admitted Assets
		1 Assets	2 Nonadmitted Assets	3 Net Admitted Assets (Cols. 1 - 2)	
1.	Bonds.....	88,369,352		88,369,352	89,099,770
2.	Stocks:				
	2.1 Preferred stocks.....				
	2.2 Common stocks.....	1,749,243		1,749,243	1,533,146
3.	Mortgage loans on real estate:				
	3.1 First liens.....				
	3.2 Other than first liens.....				
4.	Real estate:				
	4.1 Properties occupied by the company (less \$..... encumbrances).....	415,975		415,975	421,113
	4.2 Properties held for the production of income (less \$..... encumbrances).....				
	4.3 Properties held for sale (less \$..... encumbrances).....				
5.	Cash (\$.....1,036,453), cash equivalents (\$.....588,016) and short-term investments (\$.....974,734).....	2,599,203		2,599,203	1,805,939
6.	Contract loans (including \$..... premium notes).....	235,010		235,010	234,944
7.	Derivatives.....				
8.	Other invested assets.....	3,169,990		3,169,990	3,169,990
9.	Receivables for securities.....				
10.	Securities lending reinvested collateral assets.....				
11.	Aggregate write-ins for invested assets.....				
12.	Subtotals, cash and invested assets (Lines 1 to 11).....	96,538,772		96,538,772	96,264,902
13.	Title plants less \$..... charged off (for Title insurers only).....				
14.	Investment income due and accrued.....	1,558,888		1,558,888	1,196,778
15.	Premiums and considerations:				
	15.1 Uncollected premiums and agents' balances in the course of collection.....				
	15.2 Deferred premiums, agents' balances and installments booked but deferred and not yet due (including \$..... earned but unbilled premiums).....	7,633		7,633	7,933
	15.3 Accrued retrospective premiums (\$.....) and contracts subject to redetermination (\$.....).....				
16.	Reinsurance:				
	16.1 Amounts recoverable from reinsurers.....				
	16.2 Funds held by or deposited with reinsured companies.....				
	16.3 Other amounts receivable under reinsurance contracts.....				
17.	Amounts receivable relating to uninsured plans.....				
18.1	Current federal and foreign income tax recoverable and interest thereon.....				
18.2	Net deferred tax asset.....				
19.	Guaranty funds receivable or on deposit.....				
20.	Electronic data processing equipment and software.....	2,915		2,915	4,151
21.	Furniture and equipment, including health care delivery assets (\$.....).....				
22.	Net adjustment in assets and liabilities due to foreign exchange rates.....				
23.	Receivables from parent, subsidiaries and affiliates.....				
24.	Health care (\$.....) and other amounts receivable.....				
25.	Aggregate write-ins for other-than-invested assets.....	721,823	721,823	—	—
26.	Total assets excluding Separate Accounts, Segregated Accounts and Protected Cell Accounts (Lines 12 to 25).....	98,830,031	721,823	98,108,208	97,473,765
27.	From Separate Accounts, Segregated Accounts and Protected Cell Accounts.....				
28.	Total (Lines 26 and 27).....	98,830,031	721,823	98,108,208	97,473,765
Details of Write-Ins					
1101.				
1102.				
1103.				
1198.	Summary of remaining write-ins for Line 11 from overflow page.....				
1199.	Totals (Lines 1101 through 1103 plus 1198) (Line 11 above).....				
2501.	Retirement Funds.....	721,823	721,823	—	—
2502.				
2503.				
2598.	Summary of remaining write-ins for Line 25 from overflow page.....				
2599.	Totals (Lines 2501 through 2503 plus 2598) (Line 25 above).....	721,823	721,823	—	—

LIABILITIES, SURPLUS AND OTHER FUNDS

	1	2
	Current Statement Date	December 31 Prior Year
1. Aggregate reserve for life contracts \$.....71,693,863 less \$..... included in Line 6.3 (including \$..... Modco Reserve)	71,693,863	72,367,239
2. Aggregate reserve for accident and health contracts (including \$..... Modco Reserve)		
3. Liability for deposit-type contracts (including \$..... Modco Reserve)	7,468,778	7,739,011
4. Contract claims:		
4.1 Life	1,174,776	587,586
4.2 Accident and health		
5. Policyholders' dividends/refunds to members \$..... and coupons \$..... due and unpaid		
6. Provision for policyholders' dividends, refunds to members and coupons payable in following calendar year—estimated amounts:		
6.1 Policyholders' dividends and refunds to members apportioned for payment (including \$..... Modco)		
6.2 Policyholders' dividends and refunds to members not yet apportioned (including \$..... Modco)	55,000	55,000
6.3 Coupons and similar benefits (including \$..... Modco)		
7. Amount provisionally held for deferred dividend policies not included in Line 6		
8. Premiums and annuity considerations for life and accident and health contracts received in advance less \$..... discount; including \$..... accident and health premiums	2,373	1,358
9. Contract liabilities not included elsewhere:		
9.1 Surrender values on canceled contracts		
9.2 Provision for experience rating refunds, including the liability of \$..... accident and health experience rating refunds of which \$..... is for medical loss ratio rebate per the Public Health Service Act		
9.3 Other amounts payable on reinsurance, including \$..... assumed and \$..... ceded		
9.4 Interest Maintenance Reserve	117,592	126,683
10. Commissions to agents due or accrued-life and annuity contracts \$....., accident and health \$..... and deposit-type contract funds \$.....	91	
11. Commissions and expense allowances payable on reinsurance assumed		
12. General expenses due or accrued	19,215	10,351
13. Transfers to Separate Accounts due or accrued (net) (including \$..... accrued for expense allowances recognized in reserves, net of reinsured allowances)		
14. Taxes, licenses and fees due or accrued, excluding federal income taxes	6,002	11,753
15.1 Current federal and foreign income taxes, including \$..... on realized capital gains (losses)		
15.2 Net deferred tax liability		
16. Unearned investment income		
17. Amounts withheld or retained by reporting entity as agent or trustee		
18. Amounts held for agents' account, including \$..... agents' credit balances		
19. Remittances and items not allocated		
20. Net adjustment in assets and liabilities due to foreign exchange rates		
21. Liability for benefits for employees and agents if not included above		
22. Borrowed money \$..... and interest thereon \$.....		
23. Dividends to stockholders declared and unpaid		
24. Miscellaneous liabilities:		
24.01 Asset valuation reserve	1,119,909	1,081,953
24.02 Reinsurance in unauthorized and certified (\$.....) companies		
24.03 Funds held under reinsurance treaties with unauthorized and certified (\$.....) reinsurers		
24.04 Payable to parent, subsidiaries and affiliates		
24.05 Drafts outstanding		
24.06 Liability for amounts held under uninsured plans		
24.07 Funds held under coinsurance		
24.08 Derivatives		
24.09 Payable for securities		
24.10 Payable for securities lending		
24.11 Capital notes \$..... and interest thereon \$.....		
25. Aggregate write-ins for liabilities	904,245	762,210
26. Total liabilities excluding Separate Accounts business (Lines 1 to 25)	82,561,844	82,743,145
27. From Separate Accounts statement		
28. Total liabilities (Lines 26 and 27)	82,561,844	82,743,145
29. Common capital stock		
30. Preferred capital stock		
31. Aggregate write-ins for other-than-special surplus funds		
32. Surplus notes		
33. Gross paid in and contributed surplus		
34. Aggregate write-ins for special surplus funds		
35. Unassigned funds (surplus)	15,546,364	14,730,620
36. Less treasury stock, at cost:		
36.1 ... shares common (value included in Line 29 \$.....)		
36.2 ... shares preferred (value included in Line 30 \$.....)		
37. Surplus (Total Lines 31 + 32 + 33 + 34 + 35 - 36) (including \$..... in Separate Accounts Statement)	15,546,364	14,730,620
38. Totals of Lines 29, 30 and 37	15,546,364	14,730,620
39. Totals of Lines 28 and 38 (Page 2, Line 28, Col. 3)	98,108,208	97,473,765
Details of Write-Ins		
2501. Scholarship Fund	780,478	740,478
2502. Payroll Withholdings	123,767	21,732
2503.		
2598. Summary of remaining write-ins for Line 25 from overflow page		
2599. Totals (Lines 2501 through 2503 plus 2598) (Line 25 above)	904,245	762,210
3101.		
3102.		
3103.		
3198. Summary of remaining write-ins for Line 31 from overflow page		
3199. Totals (Lines 3101 through 3103 plus 3198) (Line 31 above)		
3401.		
3402.		
3403.		
3498. Summary of remaining write-ins for Line 34 from overflow page		
3499. Totals (Lines 3401 through 3403 plus 3498) (Line 34 above)		

SUMMARY OF OPERATIONS

		1	2	3
		Current Year To Date	Prior Year To Date	Prior Year Ended December 31
1.	Premiums and annuity considerations for life and accident and health contracts	1,859,219	892,868	3,199,021
2.	Considerations for supplementary contracts with life contingencies			
3.	Net investment income	2,604,410	2,314,212	4,585,844
4.	Amortization of Interest Maintenance Reserve (IMR)	5,007	9,279	46,482
5.	Separate Accounts net gain from operations excluding unrealized gains or losses			
6.	Commissions and expense allowances on reinsurance ceded			
7.	Reserve adjustments on reinsurance ceded			
8.	Miscellaneous Income:			
8.1	Income from fees associated with investment management, administration and contract guarantees from Separate Accounts			
8.2	Charges and fees for deposit-type contracts			
8.3	Aggregate write-ins for miscellaneous income	5,797	3,085	6,159
9.	Totals (Lines 1 to 8.3)	4,474,433	3,219,444	7,837,506
10.	Death benefits	163,961	116,624	228,422
11.	Matured endowments (excluding guaranteed annual pure endowments)			
12.	Annuity benefits	3,570,130	3,673,438	7,983,170
13.	Disability benefits and benefits under accident and health contracts			
14.	Coupons, guaranteed annual pure endowments and similar benefits			
15.	Surrender benefits and withdrawals for life contracts	28,239	20,284	30,380
16.	Group conversions			
17.	Interest and adjustments on contract or deposit-type contract funds	125,779	366,954	581,390
18.	Payments on supplementary contracts with life contingencies			
19.	Increase in aggregate reserves for life and accident and health contracts	(673,373)	(1,316,964)	(2,318,712)
20.	Totals (Lines 10 to 19)	3,214,736	2,860,336	6,504,650
21.	Commissions on premiums, annuity considerations, and deposit-type contract funds (direct business only)	2,441	2,885	5,508
22.	Commissions and expense allowances on reinsurance assumed			
23.	General insurance expenses and fraternal expenses	586,004	441,014	1,036,470
24.	Insurance taxes, licenses and fees, excluding federal income taxes	10,961	12,685	21,772
25.	Increase in loading on deferred and uncollected premiums	(663)	151	1,244
26.	Net transfers to or (from) Separate Accounts net of reinsurance			
27.	Aggregate write-ins for deductions			
28.	Totals (Lines 20 to 27)	3,813,479	3,317,071	7,569,644
29.	Net gain from operations before dividends to policyholders and federal income taxes (Line 9 minus Line 28)	660,954	(97,627)	267,862
30.	Dividends to policyholders and refunds to members	23,384	22,920	51,499
31.	Net gain from operations after dividends to policyholders, refunds to members and before federal income taxes (Line 29 minus Line 30)	637,570	(120,547)	216,363
32.	Federal and foreign income taxes incurred (excluding tax on capital gains)			
33.	Net gain from operations after dividends to policyholders, refunds to members and federal income taxes and before realized capital gains or (losses) (Line 31 minus Line 32)	637,570	(120,547)	216,363
34.	Net realized capital gains (losses) (excluding gains (losses) transferred to the IMR) less capital gains tax of \$..... (excluding taxes of \$..... transferred to the IMR)	(4)	121,993	121,993
35.	Net income (Line 33 plus Line 34)	637,566	1,446	338,356
Capital and Surplus Account				
36.	Capital and surplus, December 31, prior year	14,730,620	14,393,624	14,393,624
37.	Net income (Line 35)	637,566	1,446	338,356
38.	Change in net unrealized capital gains (losses) less capital gains tax of \$.....	216,134	115,765	233,032
39.	Change in net unrealized foreign exchange capital gain (loss)			
40.	Change in net deferred income tax			
41.	Change in nonadmitted assets	-		(23,140)
42.	Change in liability for reinsurance in unauthorized and certified companies			
43.	Change in reserve on account of change in valuation basis, (increase) or decrease			
44.	Change in asset valuation reserve	(37,956)	(156,327)	(234,392)
45.	Change in treasury stock			
46.	Surplus (contributed to) withdrawn from Separate Accounts during period			
47.	Other changes in surplus in Separate Accounts Statement			
48.	Change in surplus notes			
49.	Cumulative effect of changes in accounting principles			
50.	Capital changes:			
50.1	Paid in			
50.2	Transferred from surplus (Stock Dividend)			
50.3	Transferred to surplus			
51.	Surplus adjustment:			
51.1	Paid in			
51.2	Transferred to capital (Stock Dividend)			
51.3	Transferred from capital			
51.4	Change in surplus as a result of reinsurance			
52.	Dividends to stockholders			
53.	Aggregate write-ins for gains and losses in surplus			23,140
54.	Net change in capital and surplus (Lines 37 through 53)	815,744	(39,115)	336,996
55.	Capital and surplus as of statement date (Lines 36 + 54)	15,546,364	14,354,509	14,730,620
Details of Write-Ins				
08.301.	Miscellaneous Income	5,797	3,085	6,159
08.302.			
08.303.			
08.398.	Summary of remaining write-ins for Line 8.3 from overflow page			
08.399	Totals (Lines 08.301 through 08.303 plus 08.398) (Line 8.3 above)	5,797	3,085	6,159
2701.			
2702.			
2703.			
2798.	Summary of remaining write-ins for Line 27 from overflow page			
2799.	Totals (Lines 2701 through 2703 plus 2798) (Line 27 above)			
5301.	Retirement Funds Adjustment			23,140
5302.			
5303.			
5398.	Summary of remaining write-ins for Line 53 from overflow page			
5399.	Totals (Lines 5301 through 5303 plus 5398) (Line 53 above)			23,140

CASH FLOW

	1	2	3
	Current Year To Date	Prior Year To Date	Prior Year Ended December 31
Cash from Operations			
1. Premiums collected net of reinsurance.....	1,861,197	894,222	3,196,070
2. Net investment income.....	2,447,772	2,573,581	5,107,284
3. Miscellaneous income.....	5,797	3,085	6,159
4. Total (Lines 1 to 3).....	4,314,766	3,470,888	8,309,512
5. Benefit and loss related payments.....	3,300,922	3,026,871	9,571,356
6. Net transfers to Separate Accounts, Segregated Accounts and Protected Cell Accounts.....			
7. Commissions, expenses paid and aggregate write-ins for deductions.....	596,202	496,041	1,096,236
8. Dividends paid to policyholders.....	23,384	22,920	51,499
9. Federal and foreign income taxes paid (recovered) net of \$..... tax on capital gains (losses).....			
10. Total (Lines 5 through 9).....	3,920,508	3,545,832	10,719,090
11. Net cash from operations (Line 4 minus Line 10).....	394,258	(74,944)	(2,409,578)
Cash from Investments			
12. Proceeds from investments sold, matured or repaid:			
12.1 Bonds.....	526,000	2,425,000	5,520,081
12.2 Stocks.....	53,737	28,744	28,744
12.3 Mortgage loans.....			
12.4 Real estate.....		130,000	130,000
12.5 Other invested assets.....			
12.6 Net gains or (losses) on cash, cash equivalents and short-term investments.....		—	
12.7 Miscellaneous proceeds.....	—	—	—
12.8 Total investment proceeds (Lines 12.1 to 12.7).....	579,737	2,583,744	5,678,825
13. Cost of investments acquired (long-term only):			
13.1 Bonds.....		1,765,733	1,765,733
13.2 Stocks.....	53,704	28,700	28,700
13.3 Mortgage loans.....			
13.4 Real estate.....		3,490	3,490
13.5 Other invested assets.....			
13.6 Miscellaneous applications.....	—	—	—
13.7 Total investments acquired (Lines 13.1 to 13.6).....	53,704	1,797,923	1,797,923
14. Net increase (or decrease) in contract loans and premium notes.....	66	(6,396)	(7,912)
15. Net cash from investments (Line 12.8 minus Line 13.7 and Line 14).....	525,968	792,217	3,888,814
Cash from Financing and Miscellaneous Sources			
16. Cash provided (applied):			
16.1 Surplus notes, capital notes.....			
16.2 Capital and paid in surplus, less treasury stock.....			
16.3 Borrowed funds.....			
16.4 Net deposits on deposit-type contracts and other insurance liabilities.....	(270,233)	(1,015,919)	(1,857,850)
16.5 Dividends to stockholders.....			
16.6 Other cash provided (applied).....	143,271	(9,157)	30,157
17. Net cash from financing and miscellaneous sources (Line 16.1 through Line 16.4 minus Line 16.5 plus Line 16.6).....	(126,962)	(1,025,076)	(1,827,693)
Reconciliation of Cash, Cash Equivalents and Short-Term Investments			
18. Net change in cash, cash equivalents and short-term investments (Line 11, plus Lines 15 and 17).....	793,264	(307,802)	(348,457)
19. Cash, cash equivalents and short-term investments:			
19.1 Beginning of year.....	1,805,939	2,154,396	2,154,396
19.2 End of period (Line 18 plus Line 19.1).....	2,599,203	1,846,594	1,805,939
Note: Supplemental disclosures of cash flow information for non-cash transactions:			
20.0001.			

EXHIBIT 1

DIRECT PREMIUMS AND DEPOSIT-TYPE CONTRACTS

		1	2	3
		Current Year To Date	Prior Year To Date	Prior Year Ended December 31
1.	Individual life.....	34,841	33,594	78,054
2.	Group life.....			
3.	Individual annuities.....	1,825,857	861,250	3,124,167
4.	Group annuities.....			
5.	Accident & health.....			
6.	Fraternal.....			
7.	Other lines of business.....			
8.	Subtotal (Lines 1 through 7).....	1,860,698	894,844	3,202,221
9.	Deposit-type contracts.....	275,977	92,028	473,666
10.	Total (Lines 8 and 9).....	2,136,675	986,872	3,675,887

Notes to the Financial Statements

1. Summary of Significant Accounting Policies and Going Concern

A. Accounting Practices

	SSAP #	F/S Page	F/S Line #	06/30/2024	12/31/2023
Net Income					
(1) State basis (Page 4, Line 35, Columns 1 & 3)	XXX	XXX	XXX	\$ 637,566	\$ 338,356
(2) State prescribed practices that are an increase / (decrease) from NAIC SAP:					
(3) State permitted practices that are an increase / (decrease) from NAIC SAP:					
(4) NAIC SAP (1-2-3=4)	XXX	XXX	XXX	\$ 637,566	\$ 338,356
Surplus					
(5) State basis (Page 3, Line 38, Columns 1 & 2)	XXX	XXX	XXX	\$ 15,546,364	\$ 14,730,620
(6) State prescribed practices that are an increase / (decrease) from NAIC SAP:					
(7) State permitted practices that are an increase / (decrease) from NAIC SAP:					
(8) NAIC SAP (5-6-7=8)	XXX	XXX	XXX	\$ 15,546,364	\$ 14,730,620

B. Use of Estimates in the Preparation of the Financial Statements - No Significant Changes

C. Accounting Policy

Asset values are generally stated as follows:

(1) Short-term investments

Accounted for in the same manner as similar long-term investments.

(2) Bonds

Amortized cost using the scientific method, except where other values are required by the NAIC Valuations of Securities manual.

(3) Common stocks - No Significant Changes

(4) Preferred stocks - No Significant Changes

(5) Mortgage loans - No Significant Changes

(6) Loan-back securities

The Society does not have any loan-backed bonds or structured securities.

(7) Investments in subsidiaries, controlled and affiliated entities - No Significant Changes

(8) Investments in joint ventures, partnerships and limited liability entities - No Significant Changes

(9) Derivatives - No Significant Changes

(10) Investment income as a factor in the premium deficiency calculation - No Significant Changes

(11) Liabilities for losses and loss/claim adjustment expenses - No Significant Changes

(12) Changes in capitalization policy - No Significant Changes

(13) Pharmaceutical rebate receivables - No Significant Changes

D. Going Concern

None

2. Accounting Changes and Corrections of Errors - None

3. Business Combinations and Goodwill - None

4. Discontinued Operations - None

5. Investments - None

6. Joint Ventures, Partnerships and Limited Liability Companies - None

7. Investment Income

A. Due and Accrued Income Excluded from Surplus

Due and accrued income was excluded from investment income on the following basis:

Bonds – where collection of interest is delayed	Amount: \$0
Mortgage Loans – Interest is delinquent more than three (3) months	Amount: \$0
Real Estate – Rent is in arrears more than three (3) months	Amount: \$0

B. Total Amount Excluded

None

Notes to the Financial Statements

7. Investment Income (Continued)

C. The gross, nonadmitted and admitted amounts for interest income due and accrued

Interest Income Due and Accrued		Amount
1.	Gross.....	\$..... 1,558,888
2.	Nonadmitted.....	\$.....
3.	Admitted.....	\$..... 1,558,888

D. The aggregate deferred interest

Aggregate Deferred Interest.....	Amount
	\$.....

E. The cumulative amounts of paid-in-kind (PIK) interest included in the current principal balance

Cumulative amounts of PIK interest included in the current principal balance.....	Amount
	\$.....

8. Derivative Instruments - None

9. Income Taxes - None

10. Information Concerning Parent, Subsidiaries, Affiliates and Other Related Parties - None

11. Debt - None

12. Retirement Plans, Deferred Compensation, Postemployment Benefits and Compensated Absences and Other Postretirement Benefit Plans

- A. Defined Benefit Plan - None
- B. Investment Policies and Strategies of Plan Assets - None
- C. Fair Value of Each Class of Plan Assets - None
- D. Expected Long-Term Rate of Return for the Plan Assets - None
- E. Defined Contribution Plans - No Significant Changes
- F. Multiemployer Plans - None
- G. Consolidated/Holding Company Plans - None
- H. Postemployment Benefits and Compensated Absences - None
- I. Impact of Medicare Modernization Act on Postretirement Benefits (INT 04-17) - None

13. Capital and Surplus, Dividend Restrictions and Quasi-Reorganizations - None

14. Liabilities, Contingencies and Assessments - None

15. Leases - None

16. Information About Financial Instruments With Off-Balance-Sheet Risk And Financial Instruments With Concentrations of Credit Risk - None

17. Sale, Transfer and Servicing of Financial Assets and Extinguishments of Liabilities - None

18. Gain or Loss to the Reporting Entity from Uninsured Plans and the Uninsured Portion of Partially Insured Plans - None

19. Direct Premium Written/Produced by Managing General Agents/Third Party Administrators - None

20. Fair Value Measurements - None

21. Other Items - None

22. Events Subsequent

23. Reinsurance - No Significant Changes

24. Retrospectively Rated Contracts & Contracts Subject to Redetermination

- A. Method Used to Estimate - None
- B. Method Used to Record - None
- C. Amount and Percent of Net Retrospective Premiums - None
- D. Medical Loss Ratio Rebates Required Pursuant to the Public Health Service Act - None
- E. Risk-Sharing Provisions of the Affordable Care Act (ACA)

N/A

(1) Accident and health insurance premium subject to the Affordable Care Act risk-sharing provisions

N/A

Did the reporting entity write accident and health insurance premium which is subject to the Affordable Care Act risk sharing provisions? NO

(2) Impact of Risk-Sharing Provisions of the Affordable Care Act on admitted assets, liabilities and revenue for the current year - None

Notes to the Financial Statements

24. Retrospectively Rated Contracts & Contracts Subject to Redetermination (Continued)

- (3) Roll-forward of prior year ACA risk-sharing provisions for the following asset (gross of any nonadmission) and liability balances, along with the reasons for adjustments to prior year balance - None
- (4) Roll-forward of risk corridors asset and liability balances by program benefit year - None
- (5) ACA risk corridors receivable as of reporting date - None

25. Change in Incurred Losses and Loss Adjustment Expenses - None

26. Intercompany Pooling Arrangements - None

27. Structured Settlements - None

28. Health Care Receivables - None

29. Participating Policies - None

30. Premium Deficiency Reserves - None

31. Reserves for Life Contracts and Annuity Contracts - No Significant Changes

32. Analysis of Annuity Actuarial Reserves and Deposit Type Contract Liabilities by Withdrawal Characteristics - No Significant Changes

33. Analysis of Life Actuarial Reserves by Withdrawal Characteristics - No Significant Changes

34. Premiums and Annuity Considerations Deferred and Uncollected - No Significant Changes

35. Separate Accounts - None

36. Loss/Claim Adjustment Expenses - None

GENERAL INTERROGATORIES
PART 1 - COMMON INTERROGATORIES

GENERAL

- 1.1 Did the reporting entity experience any material transactions requiring the filing of Disclosure of Material Transactions with the State of Domicile, as required by the Model Act?.....NO.....
- 1.2 If yes, has the report been filed with the domiciliary state?.....
- 2.1 Has any change been made during the year of this statement in the charter, by-laws, articles of incorporation, or deed of settlement of the reporting entity?.....YES.....
- 2.2 If yes, date of change:.....05/18/2024.....
- 3.1 Is the reporting entity a member of an Insurance Holding Company System consisting of two or more affiliated persons, one or more of which is an insurer?.....NO.....
If yes, complete Schedule Y, Parts 1 and 1A.
- 3.2 Have there been any substantial changes in the organizational chart since the prior quarter end?.....NO.....
- 3.3 If the response to 3.2 is yes, provide a brief description of those changes.
.....
- 3.4 Is the reporting entity publicly traded or a member of a publicly traded group?.....NO.....
- 3.5 If the response to 3.4 is yes, provide the CIK (Central Index Key) code issued by the SEC for the entity/group.....
- 4.1 Has the reporting entity been a party to a merger or consolidation during the period covered by this statement?.....NO.....
- 4.2 If yes, provide the name of entity, NAIC Company Code, and state of domicile (use two letter state abbreviation) for any entity that has ceased to exist as a result of the merger or consolidation.

1	2	3
Name of Entity	NAIC Company Code	State of Domicile

5. If the reporting entity is subject to a management agreement, including third-party administrator(s), managing general agent(s), attorney-in-fact, or similar agreement, have there been any significant changes regarding the terms of the agreement or principals involved?.....N/A.....
If yes, attach an explanation.
.....
- 6.1 State as of what date the latest financial examination of the reporting entity was made or is being made.....12/31/2019.....
- 6.2 State the as of date that the latest financial examination report became available from either the state of domicile or the reporting entity. This date should be the date of the examined balance sheet and not the date the report was completed or released.....03/02/2021.....
- 6.3 State as of what date the latest financial examination report became available to other states or the public from either the state of domicile or the reporting entity. This is the release date or completion date of the examination report and not the date of the examination (balance sheet date).....03/02/2021.....
- 6.4 By what department or departments?
Ohio.....
- 6.5 Have all financial statement adjustments within the latest financial examination report been accounted for in a subsequent financial statement filed with Departments?.....YES.....
- 6.6 Have all of the recommendations within the latest financial examination report been complied with?.....YES.....
- 7.1 Has this reporting entity had any Certificates of Authority, licenses or registrations (including corporate registration, if applicable) suspended or revoked by any governmental entity during the reporting period?.....NO.....
- 7.2 If yes, give full information
.....
- 8.1 Is the company a subsidiary of a bank holding company regulated by the Federal Reserve Board?.....NO.....
- 8.2 If response to 8.1 is yes, please identify the name of the bank holding company.
.....
- 8.3 Is the company affiliated with one or more banks, thrifts or securities firms?.....NO.....
- 8.4 If response to 8.3 is yes, please provide below the names and location (city and state of the main office) of any affiliates regulated by a federal regulatory services agency [i.e. the Federal Reserve Board (FRB), the Office of the Comptroller of the Currency (OCC), the Federal Deposit Insurance Corporation (FDIC) and the Securities Exchange Commission (SEC)] and identify the affiliates primary federal regulator.

1	2	3	4	5	6
Affiliate Name	Location (City, State)	FRB	OCC	FDIC	SEC

- 9.1 Are the senior officers (principal executive officer, principal financial officer, principal accounting officer or controller, or persons performing similar functions) of the reporting entity subject to a code of ethics, which includes the following standards?.....YES.....
(a) Honest and ethical conduct, including the ethical handling of actual or apparent conflicts of interest between personal and professional relationships;
(b) Full, fair, accurate, timely and understandable disclosure in the periodic reports required to be filed by the reporting entity;
(c) Compliance with applicable governmental laws, rules and regulations;
(d) The prompt internal reporting of violations to an appropriate person or persons identified in the code; and
(e) Accountability for adherence to the code.
- 9.11 If the response to 9.1 is No, please explain:
.....
- 9.2 Has the code of ethics for senior managers been amended?.....NO.....
- 9.21 If the response to 9.2 is Yes, provide information related to amendment(s).
.....
- 9.3 Have any provisions of the code of ethics been waived for any of the specified officers?.....NO.....
- 9.31 If the response to 9.3 is Yes, provide the nature of any waiver(s).
.....

FINANCIAL

- 10.1 Does the reporting entity report any amounts due from parent, subsidiaries or affiliates on Page 2 of this statement?.....NO.....
- 10.2 If yes, indicate any amounts receivable from parent included in the Page 2 amount:.....\$.....

GENERAL INTERROGATORIES
PART 1 - COMMON INTERROGATORIES

INVESTMENT

- 11.1 Were any of the stocks, bonds, or other assets of the reporting entity loaned, placed under option agreement, or otherwise made available for use by another person? (Exclude securities under securities lending agreements.) NO
- 11.2 If yes, give full and complete information relating thereto:
12. Amount of real estate and mortgages held in other invested assets in Schedule BA: \$ -
13. Amount of real estate and mortgages held in short-term investments: \$ -
- 14.1 Does the reporting entity have any investments in parent, subsidiaries and affiliates? NO
- 14.2 If yes, please complete the following:

	1	2
	Prior Year-End Book / Adjusted Carrying Value	Current Quarter Book / Adjusted Carrying Value
14.21 Bonds	\$	\$
14.22 Preferred Stock		
14.23 Common Stock		
14.24 Short-Term Investments		
14.25 Mortgage Loans on Real Estate		
14.26 All Other		
14.27 Total Investment in Parent, Subsidiaries and Affiliates (Subtotal Lines 14.21 to 14.26)		
14.28 Total Investment in Parent included in Lines 14.21 to 14.26 above		

- 15.1 Has the reporting entity entered into any hedging transactions reported on Schedule DB? NO
- 15.2 If yes, has a comprehensive description of the hedging program been made available to the domiciliary state? N/A
- If no, attach a description with this statement.

16. For the reporting entity's security lending program, state the amount of the following as of the current statement date:
- 16.1 Total fair value of reinvested collateral assets reported on Schedule DL, Parts 1 and 2 \$
- 16.2 Total book adjusted/carrying value of reinvested collateral assets reported on Schedule DL, Parts 1 and 2 \$
- 16.3 Total payable for securities lending reported on the liability page \$

17. Excluding items in Schedule E - Part 3 - Special Deposits, real estate, mortgage loans and investments held physically in the reporting entity's offices, vaults or safety deposit boxes, were all stocks, bonds and other securities, owned throughout the current year held pursuant to a custodial agreement with a qualified bank or trust company in accordance with Section 1, III - General Examination Considerations, F. Outsourcing of Critical Functions, Custodial or Safekeeping Agreements of the NAIC *Financial Condition Examiners Handbook*? YES

- 17.1 For all agreements that comply with the requirements of the *Financial Condition Examiners Handbook*, complete the following:

1	2
Name of Custodian(s)	Custodian Address
Fifth Third Bank	5050 Kingsley Drive, MD1MOB2D, Cincinnati, OH 45263

- 17.2 For all agreements that do not comply with the requirements of the NAIC *Financial Condition Examiners Handbook*, provide the name, location and a complete explanation:

1	2	3
Name(s)	Location(s)	Complete Explanation(s)

- 17.3 Have there been any changes, including name changes, in the custodian(s) identified in 17.1 during the current quarter? NO
- 17.4 If yes, give full and complete information relating thereto:

1	2	3	4
Old Custodian	New Custodian	Date of Change	Reason

- 17.5 Investment management - Identify all investment advisors, investment managers, broker/dealers, including individuals that have the authority to make investment decisions on behalf of the reporting entity. For assets that are managed internally by employees of the reporting entity, note as such. ["...that have access to the investment accounts"; "...handle securities"]

1	2
Name of Firm or Individual	Affiliation

- 17.5097 For those firms/individuals listed in the table for Question 17.5, do any firms/individuals unaffiliated with the reporting entity (i.e., designated with a "U") manage more than 10% of the reporting entity's invested assets? NO
- 17.5098 For firms/individuals unaffiliated with the reporting entity (i.e., designated with a "U") listed in the table for Question 17.5, does the total assets under management aggregate to more than 50% of the reporting entity's invested assets? NO
- 17.6 For those firms or individuals listed in the table for 17.5 with an affiliation code of "A" (affiliated) or "U" (unaffiliated), provide the information for the table below.

1	2	3	4	5
Central Registration Depository Number	Name of Firm or Individual	Legal Entity Identifier (LEI)	Registered With	Investment Management Agreement (IMA) Filed

GENERAL INTERROGATORIES
PART 1 - COMMON INTERROGATORIES

- 18.1 Have all the filing requirements of the *Purposes and Procedures Manual of the NAIC Investment Analysis Office* been followed?YES.....
- 18.2 If no, list exceptions:
.....
19. By self-designating 5GI securities, the reporting entity is certifying the following elements for each self-designated 5GI security:
a. Documentation necessary to permit a full credit analysis of the security does not exist or an NAIC CRP credit rating for an FE or PL security is not available.
b. Issuer or obligor is current on all contracted interest and principal payments.
c. The insurer has an actual expectation of ultimate payment of all contracted interest and principal.
Has the reporting entity self-designated 5GI securities?NO.....
20. By self-designating PLGI securities, the reporting entity is certifying the following elements of each self-designated PLGI security:
a. The security was purchased prior to January 1, 2018.
b. The reporting entity is holding capital commensurate with the NAIC Designation reported for the security.
c. The NAIC Designation was derived from the credit rating assigned by an NAIC CRP in its legal capacity as a NRSRO which is shown on a current private letter rating held by the insurer and available for examination by state insurance regulators.
d. The reporting entity is not permitted to share this credit rating of the PL security with the SVO.
Has the reporting entity self-designated PLGI securities?NO.....
21. By assigning FE to a Schedule BA non-registered private fund, the reporting entity is certifying the following elements of each self-designated FE fund:
a. The shares were purchased prior to January 1, 2019.
b. The reporting entity is holding capital commensurate with the NAIC Designation reported for the security.
c. The security had a public credit rating(s) with annual surveillance assigned by an NAIC CRP in its legal capacity as an NRSRO prior to January 1, 2019.
d. The fund only or predominantly holds bonds in its portfolio.
e. The current reported NAIC Designation was derived from the public credit rating(s) with annual surveillance assigned by an NAIC CRP in its legal capacity as an NRSRO.
f. The public credit rating(s) with annual surveillance assigned by an NAIC CRP has not lapsed.
Has the reporting entity assigned FE to Schedule BA non-registered private funds that complied with the above criteria?YES.....

GENERAL INTERROGATORIES

PART 2 – LIFE AND ACCIDENT AND HEALTH COMPANIES/FRATERNAL BENEFIT SOCIETIES

Life and Accident Health Companies/Fraternal Benefit Societies:

1. Report the statement value of mortgage loans at the end of this reporting period for the following categories:

		1
		Amount
1.1	Long-Term Mortgages in Good Standing	
1.11	Farm Mortgages	\$
1.12	Residential Mortgages	
1.13	Commercial Mortgages	
1.14	Total Mortgages in Good Standing	\$
1.2	Long-Term Mortgages in Good Standing with Restructured Terms	
1.21	Total Mortgages in Good Standing with Restructured Terms	\$
1.3	Long-Term Mortgage Loans upon which Interest is Overdue more than Three Months	
1.31	Farm Mortgages	\$
1.32	Residential Mortgages	
1.33	Commercial Mortgages	
1.34	Total Mortgages with Interest Overdue more than Three Months	\$
1.4	Long-Term Mortgage Loans in Process of Foreclosure	
1.41	Farm Mortgages	\$
1.42	Residential Mortgages	
1.43	Commercial Mortgages	
1.44	Total Mortgages in Process of Foreclosure	
1.5	Total Mortgage Loans (Lines 1.14 + 1.21+1.34+1.44) (Page 2, Column 3, Lines 3.1 +3.2)	\$
1.6	Long-Term Mortgages Foreclosed, Properties Transferred to Real Estate in Current Quarter	
1.61	Farm Mortgages	\$
1.62	Residential Mortgages	
1.63	Commercial Mortgages	
1.64	Total Mortgages Foreclosed and Transferred to Real Estate	\$
2.	Operating Percentages:	
2.1	A&H loss percent	%
2.2	A&H cost containment percent	%
2.3	A&H expense percent excluding cost containment expenses	%
3.1	Do you act as a custodian for health savings accounts?	NO
3.2	If yes, please provide the amount of custodial funds held as of the reporting date.	\$
3.3	Do you act as an administrator for health savings accounts?	NO
3.4	If yes, please provide the balance of the funds administered as of the reporting date.	\$
4	Is the reporting entity licensed or chartered, registered, qualified, eligible or writing business in at least two states?	YES
4.1	If no, does the reporting entity assume reinsurance business that covers risks residing in at least one state other than the state of domicile of the reporting entity	

Fraternal Benefit Societies Only:

5.1	In all cases where the reporting entity has assumed accident and health risks from another company, provisions should be made in this statement on account of such reinsurances for reserve equal to that which the original company would have been required to establish had it retained the risks. Has this been done?	N/A
5.2	If no, explain:	
6.1	Does the reporting entity have outstanding assessments in the form of liens against policy benefits that have increased surplus?	NO
6.2	If yes, what is the date(s) of the original lien and the total outstanding balance of liens that remain in surplus?	

Date	Outstanding Lien Amount
	\$

SCHEDULE S - CEDED REINSURANCE
Showing All New Reinsurance Treaties - Current Year to Date

1	2	3	4	5	6	7	8	9	10
NAIC Company Code	ID Number	Effective Date	Name of Reinsurer	Domiciliary Jurisdiction	Type of Reinsurance Ceded	Type of Business Ceded	Type of Reinsurer	Certified Reinsurer Rating (1 through 6)	Effective Date of Certified Reinsurer Rating

NONE

SCHEDULE T – PREMIUMS AND ANNUITY CONSIDERATIONS

Current Year to Date - Allocated by States and Territories

States, Etc.		1	Direct Business Only					
			Life Contracts		4	5	6	7
			2	3				
		Active Status (a)	Life Insurance Premiums	Annuity Considerations	Accident and Health Insurance Premiums, Including Policy, Membership and Other Fees	Other Considerations	Total Columns 2 Through 5	Deposit-Type Contracts
1.	Alabama	AL N						
2.	Alaska	AK N						
3.	Arizona	AZ N						
4.	Arkansas	AR N						
5.	California	CA N						
6.	Colorado	CO N						
7.	Connecticut	CT N						
8.	Delaware	DE N						
9.	District of Columbia	DC N						
10.	Florida	FL N						
11.	Georgia	GA N						
12.	Hawaii	HI N						
13.	Idaho	ID N						
14.	Illinois	IL L	1,233	240,291			241,524	
15.	Indiana	IN L	442	36,688			37,130	
16.	Iowa	IA N						
17.	Kansas	KS N						
18.	Kentucky	KY N						
19.	Louisiana	LA N						
20.	Maine	ME N						
21.	Maryland	MD N						
22.	Massachusetts	MA N						
23.	Michigan	MI L	275	55,742			56,017	
24.	Minnesota	MN N						
25.	Mississippi	MS N						
26.	Missouri	MO N						
27.	Montana	MT N						
28.	Nebraska	NE N						
29.	Nevada	NV N						
30.	New Hampshire	NH N						
31.	New Jersey	NJ N						
32.	New Mexico	NM N						
33.	New York	NY N						
34.	North Carolina	NC N						
35.	North Dakota	ND N						
36.	Ohio	OH L	14,550	1,484,868			1,499,418	275,977
37.	Oklahoma	OK N						
38.	Oregon	OR N						
39.	Pennsylvania	PA L	774	8,268			9,042	
40.	Rhode Island	RI N						
41.	South Carolina	SC N						
42.	South Dakota	SD N						
43.	Tennessee	TN N						
44.	Texas	TX N						
45.	Utah	UT N						
46.	Vermont	VT N						
47.	Virginia	VA N						
48.	Washington	WA N						
49.	West Virginia	WV N						
50.	Wisconsin	WI N						
51.	Wyoming	WY N						
52.	American Samoa	AS N						
53.	Guam	GU N						
54.	Puerto Rico	PR N						
55.	U.S. Virgin Islands	VI N						
56.	Northern Mariana Islands	MP N						
57.	Canada	CAN N						
58.	Aggregate Other Alien	OT XXX						
59.	Subtotal	XXX	17,274	1,825,857			1,843,131	275,977
90.	Reporting entity contributions for employee benefits plans	XXX						
91.	Dividends or refunds applied to purchase paid-up additions and annuities	XXX	17,968				17,968	
92.	Dividends or refunds applied to shorten endowment or premium paying period	XXX						
93.	Premium or annuity considerations waived under disability or other contract provisions	XXX						
94.	Aggregate other amounts not allocable by State	XXX						
95.	Totals (Direct Business)	XXX	35,242	1,825,857			1,861,099	275,977
96.	Plus Reinsurance Assumed	XXX						
97.	Totals (All Business)	XXX	35,242	1,825,857			1,861,099	275,977
98.	Less Reinsurance Ceded	XXX						
99.	Totals (All Business) less Reinsurance Ceded	XXX	35,242	1,825,857			1,861,099	275,977
Details of Write-Ins								
58001.		XXX						
58002.		XXX						
58003.		XXX						
58998.	Summary of remaining write-ins for Line 58 from overflow page	XXX						
58999.	Totals (Lines 58001 through 58003 plus 58998) (Line 58 above)	XXX						
9401.		XXX						
9402.		XXX						
9403.		XXX						
9498.	Summary of remaining write-ins for Line 94 from overflow page	XXX						
9499.	Totals (Lines 9401 through 9403 plus 9498) (Line 94 above)	XXX						

(a) Active Status Counts

1. L – Licensed or Chartered - Licensed insurance carrier or domiciled RRG.....5
2. R – Registered – Non-domiciled RRGs.....—
3. E – Eligible - Reporting entities eligible or approved to write surplus lines in the state.....—
4. Q – Qualified - Qualified or accredited reinsurer.....—
5. N – None of the above - Not allowed to write business in the state.....52

SCHEDULE Y - INFORMATION CONCERNING ACTIVITIES OF INSURER MEMBERS OF A HOLDING COMPANY GROUP

PART 1 - ORGANIZATIONAL CHART

NONE

SCHEDULE Y

PART 1A - DETAIL OF INSURANCE HOLDING COMPANY SYSTEM

1	2	3	4	5	6	7	8	9	10	11	12	13	14	15	16
Group Code	Group Name	NAIC Company Code	ID Number	Federal RSSD	CIK	Name of Securities Exchange if Publicly Traded (U.S. or International)	Names of Parent, Subsidiaries Or Affiliates	Domiciliary Location	Relationship to Reporting Entity	Directly Controlled by (Name of Entity/Person)	Type of Control (Ownership, Board, Management, Attorney-in-Fact, Influence, Other)	If Control is Ownership Provide Percentage	Ultimate Controlling Entity(ies) / Person(s)	Is an SCA Filing Required? (Yes/No)	*

NONE

Asterisk	Explanation

SUPPLEMENTAL EXHIBITS AND SCHEDULES INTERROGATORIES

The following supplemental reports are required to be filed as part of your statement filing. However, in the event that your company does not transact the type of business for which the special report must be filed, your response of **NO** to the specific interrogatory will be accepted in lieu of filing a “NONE” report and a bar code will be printed below. If the supplement is required of your company but is not being filed for whatever reason enter **SEE EXPLANATION** and provide an explanation following the interrogatory questions.

	Response
1. Will the Trusteed Surplus Statement be filed with the state of domicile and the NAIC with this statement?.....	NO
2. Will the Medicare Part D Coverage Supplement be filed with the state of domicile and the NAIC with this statement?.....	NO
3. Will the Reasonableness of Assumptions Certification required by Actuarial Guideline XXXV be filed with the state of domicile and electronically with the NAIC?	NO
4. Will the Reasonableness and Consistency of Assumptions Certification required by Actuarial Guideline XXXV be filed with the state of domicile and electronically with the NAIC?	NO
5. Will the Reasonableness of Assumptions Certification for Implied Guaranteed Rate Method required by Actuarial Guideline XXXVI be filed with the state of domicile and electronically with the NAIC?.....	NO
6. Will the Reasonableness and Consistency of Assumptions Certification required by Actuarial Guideline XXXVI (Updated Average Market Value) be filed with the state of domicile and electronically with the NAIC?.....	NO
7. Will the Reasonableness and Consistency of Assumptions Certification required by Actuarial Guideline XXXVI (Updated Market Value) be filed with the state of domicile and electronically with the NAIC?	NO
8. Will the Life PBR Statement of Exemption be filed with the state of domicile by July 1st and electronically with the NAIC with the second quarterly filing per the Valuation Manual (by August 15)? (2nd Quarter Only) The response for 1st and 3rd quarters should be N/A. A NO response resulting with a bar code is only appropriate in the 2nd quarter. In the case of an ongoing statement of exemption, enter “SEE EXPLANATION” and provide as an explanation that the company is utilizing an ongoing statement of exemption.....	SEE EXPLANATION.....









August Filing

9. Will the regulator-only (non-public) Communication of Internal Control Related Matters Noted in Audit be filed with the state of domicile and electronically with the NAIC (as a regulator-only non-public document) by August 1? The response for 1st and 3rd quarters should be N/A. A NO response resulting with a bar code is only appropriate in the 2nd quarter.....	NO
---	----------

EXPLANATION:

1. The data for this supplement is not required to be filed.....	
2. The data for this supplement is not required to be filed.....	
3. The data for this supplement is not required to be filed.....	
4. The data for this supplement is not required to be filed.....	
5. The data for this supplement is not required to be filed.....	
6. The data for this supplement is not required to be filed.....	
7. The data for this supplement is not required to be filed.....	
8. The company is utilizing an ongoing statement of exemption.....	
9.	

BARCODES:

1.	 5 6 1 9 7 2 0 2 4 9 0 0 0 0 0 2
2.	 5 6 1 9 7 2 0 2 4 3 6 5 0 0 0 0 2
3.	 5 6 1 9 7 2 0 2 4 4 5 0 0 0 0 0 2
4.	 5 6 1 9 7 2 0 2 4 4 6 0 0 0 0 0 2
5.	 5 6 1 9 7 2 0 2 4 4 7 0 0 0 0 0 2
6.	 5 6 1 9 7 2 0 2 4 4 8 0 0 0 0 0 2
7.	 5 6 1 9 7 2 0 2 4 4 9 0 0 0 0 0 2
8.	
9.	 5 6 1 9 7 2 0 2 3 2 2 2 0 0 0 0 0

OVERFLOW PAGE FOR WRITE-INS

SCHEDULE A – VERIFICATION

Real Estate

			1	2
			Year to Date	Prior Year Ended December 31
1.	Book/adjusted carrying value, December 31 of prior year.....		421,113	435,733
2.	Cost of acquired:			
2.1	Actual cost at time of acquisition.....			3,490
2.2	Additional investment made after acquisition.....			
3.	Current year change in encumbrances.....			
4.	Total gain (loss) on disposals.....			122,050
5.	Deduct amounts received on disposals.....			130,000
6.	Total foreign exchange change in book / adjusted carrying value.....			
7.	Deduct current year's other-than-temporary impairment recognized.....			
8.	Deduct current year's depreciation.....		5,138	10,160
9.	Book/adjusted carrying value at the end of current period (Lines 1+2+3+4-5+6-7-8).....		415,975	421,113
10.	Deduct total nonadmitted amounts.....			
11.	Statement value at end of current period (Line 9 minus Line 10).....		415,975	421,113

SCHEDULE B – VERIFICATION

Mortgage Loans

			1	2
			Year to Date	Prior Year Ended December 31
1.	Book value/recorded investment excluding accrued interest, December 31 of prior year.....			
2.	Cost of acquired:			
2.1	Actual cost at time of acquisition.....			
2.2	Additional investment made after acquisition.....			
3.	Capitalized deferred interest and other.....			
4.	Accrual of discount.....			
5.	Unrealized valuation increase / (decrease).....			
6.	Total gain (loss) on disposals.....			
7.	Deduct amounts received on disposals.....			
8.	Deduct amortization of premium and mortgage interest points and commment fees.....			
9.	Total foreign exchange change in book value/recorded investment excluding accrued interest.....			
10.	Deduct current year's other-than-temporary impairment recognized.....			
11.	Book value/recorded investment excluding accrued interest at end of current period (Lines 1+2+3+4+5+6-7-8+9-10).....			
12.	Total valuation allowance.....			
13.	Subtotal (Line 11 plus Line 12).....			
14.	Deduct total nonadmitted amounts.....			
15.	Statement value at end of current period (Line 13 minus Line 14).....			

NONE

SCHEDULE BA - VERIFICATION

Other Long-Term Invested Assets

			1	2
			Year to Date	Prior Year Ended December 31
1.	Book/adjusted carrying value, December 31 of prior year.....		3,169,990	3,169,990
2.	Cost of acquired:			
2.1	Actual cost at time of acquisition.....			
2.2	Additional investment made after acquisition.....			
3.	Capitalized deferred interest and other.....			
4.	Accrual of discount.....			
5.	Unrealized valuation increase / (decrease).....			
6.	Total gain (loss) on disposals.....			
7.	Deduct amounts received on disposals.....			
8.	Deduct amortization of premium and depreciation.....			
9.	Total foreign exchange change in book / adjusted carrying value.....			
10.	Deduct current year's other-than-temporary impairment recognized.....			
11.	Book/adjusted carrying value at end of current period (Lines 1+2+3+4+5+6-7-8+9-10).....		3,169,990	3,169,990
12.	Deduct total nonadmitted amounts.....			
13.	Statement value at end of current period (Line 11 minus Line 12).....		3,169,990	3,169,990

SCHEDULE D - VERIFICATION

Bonds and Stocks

			1	2
			Year to Date	Prior Year Ended December 31
1.	Book/adjusted carrying value of bonds and stocks, December 31 of prior year.....		90,632,915	94,558,054
2.	Cost of bonds and stocks acquired.....		53,704	1,794,433
3.	Accrual of discount.....		10,340	22,678
4.	Unrealized valuation increase / (decrease).....		216,134	233,032
5.	Total gain (loss) on disposals.....		(4,088)	20,002
6.	Deduct consideration for bonds and stocks disposed of.....		579,737	5,548,825
7.	Deduct amortization of premium.....		210,674	446,458
8.	Total foreign exchange change in book / adjusted carrying value.....			
9.	Deduct current year's other-than-temporary impairment recognized.....			
10.	Total investment income recognized as a result of prepayment penalties and/or acceleration fees.....			
11.	Book/adjusted carrying value at end of current period (Lines 1+2+3+4+5-6-7+8-9+10).....		90,118,595	90,632,915
12.	Deduct total nonadmitted amounts.....			
13.	Statement value at end of current period (Line 11 minus Line 12).....		90,118,595	90,632,915

SCHEDULE D – PART 1B

Showing the Acquisitions, Dispositions and Non-Trading Activity
During the Current Quarter for all Bonds and Preferred Stock by NAIC Designation

	1	2	3	4	5	6	7	8
NAIC Designation	Book / Adjusted Carrying Value Beginning of Current Quarter	Acquisitions During Current Quarter	Dispositions During Current Quarter	Non-Trading Activity During Current Quarter	Book / Adjusted Carrying Value End of First Quarter	Book / Adjusted Carrying Value End of Second Quarter	Book / Adjusted Carrying Value End of Third Quarter	Book / Adjusted Carrying Value December 31 Prior Year
Bonds								
1. NAIC 1 (a).....	53,919,332	974,166	1,006,447	(188,107)	53,919,332	53,698,945		52,171,280
2. NAIC 2 (a).....	33,491,303			96,124	33,491,303	33,587,428		34,866,384
3. NAIC 3 (a).....	2,059,917			(2,204)	2,059,917	2,057,713		2,062,106
4. NAIC 4 (a).....								
5. NAIC 5 (a).....								
6. NAIC 6 (a).....								
7. Total Bonds.....	89,470,553	974,166	1,006,447	(94,187)	89,470,553	89,344,086		89,099,770
Preferred Stock								
8. NAIC 1.....								
9. NAIC 2.....								
10. NAIC 3.....								
11. NAIC 4.....								
12. NAIC 5.....								
13. NAIC 6.....								
14. Total Preferred Stock.....								
15. Total Bonds & Preferred Stock.....	89,470,553	974,166	1,006,447	(94,187)	89,470,553	89,344,086		89,099,770

(a) Book/Adjusted Carrying Value column for the end of the current reporting period includes the following amount of short-term and cash equivalent bonds by NAIC designation:
NAIC 1 \$ 974,734; NAIC 2 \$...; NAIC 3 \$...; NAIC 4 \$...; NAIC 5 \$...; NAIC 6 \$...

SCHEDULE DA - PART 1
Short-Term Investments

	1	2	3	4	5
	Book / Adjusted Carrying Value	Par Value	Actual Cost	Interest Collected Year To Date	Paid for Accrued Interest Year To Date
7709999999 Total	974,734	XXX	974,166		

SCHEDULE DA - VERIFICATION
Short-Term Investments

	1	2
	Year to Date	Prior Year Ended December 31
1. Book/adjusted carrying value, December 31 of prior year	–	148,950
2. Cost of short-term investments acquired	974,166	
3. Accrual of discount	568	1,050
4. Unrealized valuation increase / (decrease)		
5. Total gain (loss) on disposals		
6. Deduct consideration received on disposals		150,000
7. Deduct amortization of premium		
8. Total foreign exchange change in book / adjusted carrying value		
9. Deduct current year's other-than-temporary impairment recognized		
10. Book/adjusted carrying value at end of current period (Lines 1+2+3+4+5-6-7+8-9)	974,734	–
11. Deduct total nonadmitted amounts		
12. Statement value at end of current period (Line 10 minus Line 11)	974,734	–

(SI-04) Schedule DB - Part A - Verification - Options, Caps, Floors, Collars, Swaps and Forwards

NONE

(SI-04) Schedule DB - Part B - Verification - Futures Contracts

NONE

(SI-05) Schedule DB - Part C - Section 1

NONE

(SI-06) Schedule DB - Part C - Section 2

NONE

(SI-07) Schedule DB - Verification

NONE

SCHEDULE E – PART 2 – VERIFICATION
(Cash Equivalents)

		1	2
		Year to Date	Prior Year Ended December 31
1.	Book/adjusted carrying value, December 31 of prior year.....	1,044,444	361,844
2.	Cost of cash equivalents acquired.....	3,053,678	9,432,349
3.	Accrual of discount.....	6,538	1,481
4.	Unrealized valuation increase / (decrease).....		
5.	Total gain (loss) on disposals.....		
6.	Deduct consideration received on disposals.....	3,516,643	8,751,230
7.	Deduct amortization of premium.....		
8.	Total foreign exchange change in book / adjusted carrying value.....		
9.	Deduct current year's other-than-temporary impairment recognized.....		
10.	Book/adjusted carrying value at end of current period (Lines 1+2+3+4+5-6-7+8-9).....	588,016	1,044,444
11.	Deduct total nonadmitted amounts.....		
12.	Statement value at end of current period (Line 10 minus Line 11).....	588,016	1,044,444

(E-01) Schedule A - Part 2

NONE

(E-01) Schedule A - Part 3

NONE

(E-02) Schedule B - Part 2

NONE

(E-02) Schedule B - Part 3

NONE

(E-03) Schedule BA - Part 2

NONE

(E-03) Schedule BA - Part 3

NONE

SCHEDULE D - PART 3

Show All Long-Term Bonds and Stock Acquired During the Current Quarter

1	2	3	4	5	6	7	8	9	10
CUSIP Identification	Description	Foreign	Date Acquired	Name of Vendor	Number of Shares of Stock	Actual Cost	Par Value	Paid for Accrued Interest and Dividends	NAIC Designation, NAIC Designation Modifier and SVO Administrative Symbol
Common Stocks: Industrial and Miscellaneous (Unaffiliated) Publicly Traded									
36828A-10-1	GE VERNOVA ORD		04/02/2024	Unknown	31.250	4,640	XXX		XXX
369604-30-1	GE AEROSPACE ORD		04/02/2024	Unknown	125.000	17,756	XXX		XXX
83444M-10-1	SOLVENTUM CORPORATION		04/01/2024	Unknown	100.000	4,958	XXX		XXX
88579Y-10-1	3M ORD		04/01/2024	Unknown	400.000	26,350	XXX		XXX
5019999999 – Common Stocks: Industrial and Miscellaneous (Unaffiliated) Publicly Traded						53,704	XXX		XXX
5989999997 – Subtotals - Common Stocks - Part 3						53,704	XXX		XXX
5989999998 – Summary Item from Part 5 for Common Stocks (N/A to Quarterly)									
5989999999 – Subtotals Common Stocks						53,704	XXX		XXX
5999999999 – Subtotals Preferred and Common Stocks						53,704	XXX		XXX
6009999999 – Totals						53,704	XXX		XXX

SCHEDULE D - PART 4

Show All Long-Term Bonds and Stock Sold, Redeemed or Otherwise Disposed of During the Current Quarter

1	2	3	4	5	6	7	8	9	10	Change in Book / Adjusted Carrying Value					16	17	18	19	20	21	22
										11	12	13	14	15							
CUSIP Identification	Description	Foreign	Disposal Date	Name of Purchaser	Number of Shares of Stock	Consideration	Par Value	Actual Cost	Prior Year Book / Adjusted Carrying Value	Unrealized Valuation Increase / (Decrease)	Current Year's (Amortization) / Accretion	Current Year's Other-Than- Temporary Impairment Recognized	Total Change in B. / A.C.V. (11+12-13)	Total Foreign Exchange Change in B./A.C.V.	Book / Adjusted Carrying Value at Disposal Date	Foreign Exchange Gain (Loss) on Disposal	Realized Gain (Loss) on Disposal	Total Gain (Loss) on Disposal	Bond Interest / Stock Dividends Received During Year	Stated Contractual Maturity Date	NAIC Designation, NAIC Designation Modifier and SVO Administrative Symbol
Bonds: U.S. Special Revenue and Special Assessment and all Non-Guaranteed Obligations of Agencies and Authorities of Governments and Their Political Subdivisions																					
626207-YM-0	MUNICIPAL ELEC AUTH GA		04/01/2024	Call @ 100.00	XXX	6,000	6,000	6,532	6,448		(1)		(1)		6,447		(447)	(447)	200	04/01/2057	1.F FE
64972G-DQ-4	NEW YORK N Y CITY MUN WTR FIN AUTH WTR &		06/17/2024	Call @ 100.00	XXX	500,000	500,000	581,450	509,948		(9,948)		(9,948)		500,000				12,639	06/15/2035	1.B FE
0909999999 – Bonds: U.S. Special Revenue and Special Assessment and all Non-Guaranteed Obligations of Agencies and Authorities of Governments and Their Political Subdivisions						506,000	506,000	587,982	516,396		(9,949)		(9,949)		506,447		(447)	(447)	12,839	XXX	XXX
2509999997 – Subtotals - Bonds - Part 4						506,000	506,000	587,982	516,396		(9,949)		(9,949)		506,447		(447)	(447)	12,839	XXX	XXX
2509999998 – Summary Item from Part 5 for Bonds (N/A to Quarterly)																					
2509999999 – Subtotals - Bonds						506,000	506,000	587,982	516,396		(9,949)		(9,949)		506,447		(447)	(447)	12,839	XXX	XXX
Common Stocks: Industrial and Miscellaneous (Unaffiliated) Publicly Traded																					
36828A-10-1	GE VERNOVA ORD		04/09/2024	Not Available	0.250	33	XXX	37							37		(4)	(4)		XXX	XXX
369604-30-1	GE AEROSPACE ORD		04/02/2024	Unknown	125.000	22,396	XXX	22,396	15,954	6,442			6,442		22,396				10	XXX	XXX
88579Y-10-1	3M ORD		04/01/2024	Unknown	400.000	31,308	XXX	31,308	43,728	(12,420)			(12,420)		31,308				604	XXX	XXX
5019999999 – Common Stocks: Industrial and Miscellaneous (Unaffiliated) Publicly Traded						53,737	XXX	53,741	59,682	(5,978)			(5,978)		53,741		(4)	(4)	614	XXX	XXX
5989999997 – Subtotals - Common Stocks - Part 4						53,737	XXX	53,741	59,682	(5,978)			(5,978)		53,741		(4)	(4)	614	XXX	XXX
5989999998 – Summary Item from Part 5 for Common Stocks (N/A to Quarterly)																					
5989999999 – Subtotals Common Stocks						53,737	XXX	53,741	59,682	(5,978)			(5,978)		53,741		(4)	(4)	614	XXX	XXX
5999999999 – Subtotals Preferred and Common Stocks						53,737	XXX	53,741	59,682	(5,978)			(5,978)		53,741		(4)	(4)	614	XXX	XXX
6009999999 – Totals						559,737	XXX	641,723	576,077	(5,978)	(9,949)		(15,927)		560,188		(451)	(451)	13,453	XXX	XXX

(E-06) Schedule DB - Part A - Section 1

NONE

(E-06) Schedule DB - Part A - Section 1 - Description of Hedged Risk(s)

NONE

(E-06) Schedule DB - Part A - Section 1 - Financial or Economic Impact of The Hedge at the End of the Reporting Period

NONE

(E-07) Schedule DB - Part B - Section 1

NONE

(E-07) Schedule DB - Part B - Section 1 - Broker Name

NONE

(E-07) Schedule DB - Part B - Section 1 - Description of Hedged Risk(s)

NONE

(E-07) Schedule DB - Part B - Section 1 - Financial or Economic Impact of The Hedge at the End of the Reporting Period

NONE

(E-08) Schedule DB - Part D - Section 1

NONE

(E-09) Schedule DB - Part D - Section 2 - Collateral Pledged By Reporting Entity

NONE

(E-09) Schedule DB - Part D - Section 2 - Collateral Pledged To Reporting Entity

NONE

(E-10) Schedule DB - Part E

NONE

(E-11) Schedule DL - Part 1

NONE

(E-12) Schedule DL - Part 2

NONE

SCHEDULE E - PART 1 - CASH
Month End Depository Balances

1 Depository	2 Code	3 Rate of Interest	4 Amount of Interest Received During Current Quarter	5 Amount of Interest Accrued at Current Statement Date	Book Balance at End of Each Month During Current Quarter			9 *
					6	7	8	
					First Month	Second Month	Third Month	
Key Bank – Cleveland, OH					123,224	424,218	994,568	XXX
Key Bank Reward Checking – Cleveland, OH					15,591	29,344	41,885	XXX
0199998 – Deposits in ... depositories that do not exceed the allowable limit in any one depository (see Instructions) - Open Depositories								XXX
0199999 – Total Open Depositories					138,815	453,562	1,036,453	XXX
0299998 – Deposits in ... depositories that do not exceed the allowable limit in any one depository (see Instructions) - Suspended Depositories								XXX
0299999 – Total Suspended Depositories								XXX
0399999 – Total Cash on Deposit					138,815	453,562	1,036,453	XXX
0499999 – Cash in Company's Office			XXX	XXX				XXX
0599999 – Total					138,815	453,562	1,036,453	XXX

SCHEDULE E - PART 2 - CASH EQUIVALENTS

Show Investments Owned End of Current Quarter

1	2	3	4	5	6	7	8	9
CUSIP	Description	Code	Date Acquired	Rate of Interest	Maturity Date	Book / Adjusted Carrying Value	Amount of Interest Due and Accrued	Amount Received During Year
All Other Money Market Mutual Funds								
99FEDG-OB-7	Federated Gov Obligation Institutional S		06/26/2024		XXX	588,016	3,489	
8309999999 – All Other Money Market Mutual Funds						588,016	3,489	
8609999999 – Total Cash Equivalents						588,016	3,489	