



HEALTH QUARTERLY STATEMENT

AS OF JUNE 30, 2024  
OF THE CONDITION AND AFFAIRS OF THE  
Wellpoint Ohio, Inc.

NAIC Group Code	0671 (Current)	0671 (Prior)	NAIC Company Code	10767	Employer's ID Number	13-4212818
Organized under the Laws of	Ohio		State of Domicile or Port of Entry		OH	
Country of Domicile	United States of America					
Licensed as business type:	Health Maintenance Organization					
Is HMO Federally Qualified?	Yes [ ] No [ X ]					
Incorporated/Organized	03/08/2002		Commenced Business		09/01/2005	
Statutory Home Office	4361 Irwin Simpson Road, C/O Community Ins. Co. (Street and Number)		Mason, OH, US 45040 (City or Town, State, Country and Zip Code)			
Main Administrative Office	5800 Northampton Blvd (Street and Number)		Norfolk, VA, US 23502 (City or Town, State, Country and Zip Code)			
	Norfolk, VA, US 23502 (City or Town, State, Country and Zip Code)		757-490-6900 (Area Code) (Telephone Number)			
Mail Address	5800 Northampton Blvd (Street and Number or P.O. Box)		Norfolk, VA, US 23502 (City or Town, State, Country and Zip Code)			
Primary Location of Books and Records	5800 Northampton Blvd (Street and Number)		Norfolk, VA, US 23502 (City or Town, State, Country and Zip Code)			
	Norfolk, VA, US 23502 (City or Town, State, Country and Zip Code)		800-331-1476 (Area Code) (Telephone Number)			
Internet Website Address	www.elevancehealth.com					
Statutory Statement Contact	Jill M Waddell (Name)		262-202-1569 (Area Code) (Telephone Number)			
	jill.waddell@elevancehealth.com (E-mail Address)		262-523-4945 (FAX Number)			

OFFICERS

President/Chairperson	Kristen Louise Metzger	Treasurer	Vincent Edward Scher
Secretary	Kathleen Susan Kiefer	Assistant Treasurer	Eric (Rick) Kenneth Noble

OTHER

Jennifer Ann Dewane, Vice President

DIRECTORS OR TRUSTEES

Kristen Louise Metzger	Ronald William Penczek	Jennifer Ann Dewane
------------------------	------------------------	---------------------

State of Indiana SS:  
County of Marion

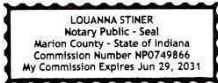
The officers of this reporting entity being duly sworn, each depose and say that they are the described officers of said reporting entity, and that on the reporting period stated above, all of the herein described assets were the absolute property of the said reporting entity, free and clear from any liens or claims thereon, except as herein stated, and that this statement, together with related exhibits, schedules and explanations therein contained, annexed or referred to, is a full and true statement of all the assets and liabilities and of the condition and affairs of the said reporting entity as of the reporting period stated above, and of its income and deductions therefrom for the period ended, and have been completed in accordance with the NAIC Annual Statement Instructions and Accounting Practices and Procedures manual except to the extent that: (1) state law may differ; or, (2) that state rules or regulations require differences in reporting not related to accounting practices and procedures, according to the best of their information, knowledge and belief, respectively. Furthermore, the scope of this attestation by the described officers also includes the related corresponding electronic filing with the NAIC, when required, that is an exact copy (except for formatting differences due to electronic filing) of the enclosed statement. The electronic filing may be requested by various regulators in lieu of or in addition to the enclosed.

DocuSigned by: Kristen L. Metzger 93E0B1E1F93B437...	DocuSigned by: Kathly Kiefer D85175EE05784B1...	DocuSigned by: Vincent E. Scher A85A33722D4143E...
Kristen Louise Metzger President/Chairperson	Kathleen Susan Kiefer Secretary	Vincent Edward Scher Treasurer

Subscribed and sworn to before me this 25th day of July 2024

*[Signature]*

Louanna Stiner  
Executive Admin Assistant  
06/29/31



a. Is this an original filing? ..... Yes [ X ] No [ ]  
b. If no,  
1. State the amendment number.....  
2. Date filed .....  
3. Number of pages attached.....

ASSETS

	Current Statement Date			4 December 31 Prior Year Net Admitted Assets
	1 Assets	2 Nonadmitted Assets	3 Net Admitted Assets (Cols. 1 - 2)	
1. Bonds .....	16,335,994		16,335,994	16,944,717
2. Stocks:				
2.1 Preferred stocks .....			0	0
2.2 Common stocks .....			0	0
3. Mortgage loans on real estate:				
3.1 First liens .....			0	0
3.2 Other than first liens.....			0	0
4. Real estate:				
4.1 Properties occupied by the company (less \$ ..... encumbrances) .....			0	0
4.2 Properties held for the production of income (less \$ ..... encumbrances) .....			0	0
4.3 Properties held for sale (less \$ ..... encumbrances) .....			0	0
5. Cash (\$ ..... 16,600,118 ), cash equivalents (\$ ..... 5 ) and short-term investments (\$ ..... ) .....	16,600,123		16,600,123	6,334,386
6. Contract loans (including \$ ..... premium notes) .....			0	0
7. Derivatives .....			0	0
8. Other invested assets .....			0	0
9. Receivables for securities .....			0	0
10. Securities lending reinvested collateral assets .....	3,499,375		3,499,375	2,630,043
11. Aggregate write-ins for invested assets .....	0	0	0	0
12. Subtotals, cash and invested assets (Lines 1 to 11) .....	36,435,492	0	36,435,492	25,909,146
13. Title plants less \$ ..... charged off (for Title insurers only) .....			0	0
14. Investment income due and accrued .....	20,837		20,837	35,678
15. Premiums and considerations:				
15.1 Uncollected premiums and agents' balances in the course of collection .....	38,541	38,541	0	15,929
15.2 Deferred premiums, agents' balances and installments booked but deferred and not yet due (including \$ ..... earned but unbilled premiums) .....			0	0
15.3 Accrued retrospective premiums (\$ ..... 160,477 ) and contracts subject to redetermination (\$ ..... 2,500,472 ) .....	2,660,949		2,660,949	3,180,088
16. Reinsurance:				
16.1 Amounts recoverable from reinsurers .....			0	0
16.2 Funds held by or deposited with reinsured companies .....			0	0
16.3 Other amounts receivable under reinsurance contracts .....			0	0
17. Amounts receivable relating to uninsured plans .....			0	11,358,100
18.1 Current federal and foreign income tax recoverable and interest thereon ....	302,757		302,757	361,285
18.2 Net deferred tax asset .....	330,955	50,274	280,681	214,589
19. Guaranty funds receivable or on deposit .....			0	0
20. Electronic data processing equipment and software .....			0	0
21. Furniture and equipment, including health care delivery assets (\$ ..... ) .....			0	0
22. Net adjustment in assets and liabilities due to foreign exchange rates .....			0	0
23. Receivables from parent, subsidiaries and affiliates .....			0	0
24. Health care (\$ ..... 309,879 ) and other amounts receivable .....	394,475	84,596	309,879	52,223
25. Aggregate write-ins for other than invested assets .....	218,705	218,230	475	0
26. Total assets excluding Separate Accounts, Segregated Accounts and Protected Cell Accounts (Lines 12 to 25) .....	40,402,711	391,641	40,011,070	41,127,038
27. From Separate Accounts, Segregated Accounts and Protected Cell Accounts .....			0	0
28. Total (Lines 26 and 27)	40,402,711	391,641	40,011,070	41,127,038
DETAILS OF WRITE-INS				
1101. ....				
1102. ....				
1103. ....				
1198. Summary of remaining write-ins for Line 11 from overflow page .....	0	0	0	0
1199. Totals (Lines 1101 through 1103 plus 1198)(Line 11 above)	0	0	0	0
2501. Premium tax recoverable .....	475		475	
2502. Prepaid expenses .....	203,115	203,115	0	
2503. Miscellaneous receivables .....	15,115	15,115	0	
2598. Summary of remaining write-ins for Line 25 from overflow page .....	0	0	0	0
2599. Totals (Lines 2501 through 2503 plus 2598)(Line 25 above)	218,705	218,230	475	0

LIABILITIES, CAPITAL AND SURPLUS

	Current Period			Prior Year
	1 Covered	2 Uncovered	3 Total	4 Total
1. Claims unpaid (less \$ ..... reinsurance ceded) .....	1,081,060		1,081,060	831,061
2. Accrued medical incentive pool and bonus amounts .....	116,161		116,161	227,351
3. Unpaid claims adjustment expenses .....	21,084		21,084	17,090
4. Aggregate health policy reserves, including the liability of \$ .....0 for medical loss ratio rebate per the Public Health Service Act .....	1,313,877		1,313,877	1,317,268
5. Aggregate life policy reserves .....			0	0
6. Property/casualty unearned premium reserve .....			0	0
7. Aggregate health claim reserves .....			0	0
8. Premiums received in advance .....	1,310		1,310	998
9. General expenses due or accrued .....	3,618		3,618	1,069
10.1 Current federal and foreign income tax payable and interest thereon (including \$ ..... on realized gains (losses)) .....			0	0
10.2 Net deferred tax liability .....			0	0
11. Ceded reinsurance premiums payable .....			0	0
12. Amounts withheld or retained for the account of others.....	10,418		10,418	0
13. Remittances and items not allocated .....	1,202,143		1,202,143	496,978
14. Borrowed money (including \$ ..... current) and interest thereon \$ ..... (including \$ ..... current) .....			0	0
15. Amounts due to parent, subsidiaries and affiliates .....	3,892,934		3,892,934	13,908,482
16. Derivatives .....			0	0
17. Payable for securities .....			0	0
18. Payable for securities lending .....	3,499,375		3,499,375	2,630,043
19. Funds held under reinsurance treaties (with \$ ..... authorized reinsurers, \$ ..... unauthorized reinsurers and \$ ..... certified reinsurers).....			0	0
20. Reinsurance in unauthorized and certified (\$ ..... ) companies .....			0	0
21. Net adjustments in assets and liabilities due to foreign exchange rates .....			0	0
22. Liability for amounts held under uninsured plans .....	7,184,350		7,184,350	0
23. Aggregate write-ins for other liabilities (including \$ ..... 15,917 current) .....	15,917	0	15,917	92,956
24. Total liabilities (Lines 1 to 23) .....	18,342,247	0	18,342,247	19,523,296
25. Aggregate write-ins for special surplus funds .....	XXX	XXX	0	0
26. Common capital stock .....	XXX	XXX	1,000	1,000
27. Preferred capital stock .....	XXX	XXX		0
28. Gross paid in and contributed surplus .....	XXX	XXX	15,147,882	15,147,882
29. Surplus notes .....	XXX	XXX		
30. Aggregate write-ins for other than special surplus funds .....	XXX	XXX	0	0
31. Unassigned funds (surplus) .....	XXX	XXX	6,519,941	6,454,860
32. Less treasury stock, at cost:				
32.1 ..... shares common (value included in Line 26 \$ ..... ) .....	XXX	XXX		0
32.2 ..... shares preferred (value included in Line 27 \$ ..... ) .....	XXX	XXX		
33. Total capital and surplus (Lines 25 to 31 minus Line 32) .....	XXX	XXX	21,668,823	21,603,742
34. Total liabilities, capital and surplus (Lines 24 and 33)	XXX	XXX	40,011,070	41,127,038
DETAILS OF WRITE-INS				
2301. Miscellaneous liabilities .....	15,917		15,917	92,956
2302. ....				
2303. ....				
2398. Summary of remaining write-ins for Line 23 from overflow page .....	0	0	0	0
2399. Totals (Lines 2301 through 2303 plus 2398)(Line 23 above)	15,917	0	15,917	92,956
2501. ....	XXX	XXX		
2502. ....	XXX	XXX		
2503. ....	XXX	XXX		
2598. Summary of remaining write-ins for Line 25 from overflow page .....	XXX	XXX	0	0
2599. Totals (Lines 2501 through 2503 plus 2598)(Line 25 above)	XXX	XXX	0	0
3001. ....	XXX	XXX		
3002. ....	XXX	XXX		
3003. ....	XXX	XXX		
3098. Summary of remaining write-ins for Line 30 from overflow page .....	XXX	XXX	0	0
3099. Totals (Lines 3001 through 3003 plus 3098)(Line 30 above)	XXX	XXX	0	0

STATEMENT OF REVENUE AND EXPENSES

	Current Year To Date		Prior Year To Date	Prior Year Ended December 31
	1 Uncovered	2 Total	3 Total	4 Total
1. Member Months .....	XXX	30,793	37,639	73,997
2. Net premium income ( including \$ ..... non-health premium income).....	XXX	37,037,510	51,211,378	98,730,820
3. Change in unearned premium reserves and reserve for rate credits.....	XXX	(315,631)	(125,739)	(1,991,192)
4. Fee-for-service (net of \$ ..... medical expenses) .....	XXX			0
5. Risk revenue .....	XXX	0	0	0
6. Aggregate write-ins for other health care related revenues .....	XXX	0	0	0
7. Aggregate write-ins for other non-health revenues .....	XXX	0	0	0
8. Total revenues (Lines 2 to 7) .....	XXX	36,721,879	51,085,639	96,739,628
<b>Hospital and Medical:</b>				
9. Hospital/medical benefits .....		27,210,058	42,435,747	79,889,992
10. Other professional services .....		434,127	127,120	1,296,082
11. Outside referrals .....		0	0	0
12. Emergency room and out-of-area .....		1,064,958	530,625	1,390,638
13. Prescription drugs .....		4,643,284	423,223	(394,687)
14. Aggregate write-ins for other hospital and medical .....	0	0	0	0
15. Incentive pool, withhold adjustments and bonus amounts .....		15,174	(728)	177,963
16. Subtotal (Lines 9 to 15) .....	0	33,367,601	43,515,987	82,359,988
<b>Less:</b>				
17. Net reinsurance recoveries .....		0		0
18. Total hospital and medical (Lines 16 minus 17) .....	0	33,367,601	43,515,987	82,359,988
19. Non-health claims (net) .....		0	0	
20. Claims adjustment expenses, including \$ .....158,685 cost containment expenses .....		245,221	321,090	609,338
21. General administrative expenses .....		2,996,055	4,670,882	10,382,427
22. Increase in reserves for life and accident and health contracts (including \$ ..... increase in reserves for life only) .		(259,340)	0	518,680
23. Total underwriting deductions (Lines 18 through 22).....	0	36,349,537	48,507,959	93,870,433
24. Net underwriting gain or (loss) (Lines 8 minus 23) .....	XXX	372,342	2,577,680	2,869,195
25. Net investment income earned .....		(27,337)	587,313	1,122,133
26. Net realized capital gains (losses) less capital gains tax of \$ .....0 .....		0	34,468	34,468
27. Net investment gains (losses) (Lines 25 plus 26) .....	0	(27,337)	621,781	1,156,601
28. Net gain or (loss) from agents' or premium balances charged off [(amount recovered \$ ..... ) (amount charged off \$ ..... 21,241 )].		(21,241)	(11,590)	(19,740)
29. Aggregate write-ins for other income or expenses .....	0	720	(98)	(1,725)
30. Net income or (loss) after capital gains tax and before all other federal income taxes (Lines 24 plus 27 plus 28 plus 29) .....	XXX	324,484	3,187,773	4,004,331
31. Federal and foreign income taxes incurred .....	XXX	121,209	1,036,096	1,033,038
32. Net income (loss) (Lines 30 minus 31) .....	XXX	203,275	2,151,677	2,971,293
<b>DETAILS OF WRITE-INS</b>				
0601. ....	XXX			
0602. ....	XXX			
0603. ....	XXX			
0698. Summary of remaining write-ins for Line 6 from overflow page .....	XXX	0	0	0
0699. Totals (Lines 0601 through 0603 plus 0698)(Line 6 above) .....	XXX	0	0	0
0701. ....	XXX			
0702. ....	XXX			
0703. ....	XXX			
0798. Summary of remaining write-ins for Line 7 from overflow page .....	XXX	0	0	0
0799. Totals (Lines 0701 through 0703 plus 0798)(Line 7 above) .....	XXX	0	0	0
1401. ....				
1402. ....				
1403. ....				
1498. Summary of remaining write-ins for Line 14 from overflow page .....	0	0	0	0
1499. Totals (Lines 1401 through 1403 plus 1498)(Line 14 above) .....	0	0	0	0
2901. Other income (expense) .....		720	(98)	(1,725)
2902. ....				
2903. ....				
2998. Summary of remaining write-ins for Line 29 from overflow page .....	0	0	0	0
2999. Totals (Lines 2901 through 2903 plus 2998)(Line 29 above) .....	0	720	(98)	(1,725)

STATEMENT OF REVENUE AND EXPENSES (Continued)

	1 Current Year to Date	2 Prior Year to Date	3 Prior Year Ended December 31
CAPITAL AND SURPLUS ACCOUNT			
33. Capital and surplus prior reporting year.....	21,603,742	22,718,419	22,718,419
34. Net income or (loss) from Line 32 .....	203,275	2,151,677	2,971,293
35. Change in valuation basis of aggregate policy and claim reserves .....			
36. Change in net unrealized capital gains (losses) less capital gains tax of \$ .....			
37. Change in net unrealized foreign exchange capital gain or (loss) .....			
38. Change in net deferred income tax .....	98,370	434,380	220,994
39. Change in nonadmitted assets .....	(236,564)	(281,385)	(106,964)
40. Change in unauthorized and certified reinsurance .....	0	0	0
41. Change in treasury stock .....	0	0	0
42. Change in surplus notes .....	0	0	0
43. Cumulative effect of changes in accounting principles.....			
44. Capital Changes:			
44.1 Paid in .....			0
44.2 Transferred from surplus (Stock Dividend).....	0	0	0
44.3 Transferred to surplus.....			
45. Surplus adjustments:			
45.1 Paid in .....	0	0	0
45.2 Transferred to capital (Stock Dividend) .....			
45.3 Transferred from capital .....			
46. Dividends to stockholders .....			(4,200,000)
47. Aggregate write-ins for gains or (losses) in surplus .....	0	0	0
48. Net change in capital & surplus (Lines 34 to 47) .....	65,081	2,304,672	(1,114,677)
49. Capital and surplus end of reporting period (Line 33 plus 48)	21,668,823	25,023,091	21,603,742
DETAILS OF WRITE-INS			
4701. ....			
4702. ....			
4703. ....			
4798. Summary of remaining write-ins for Line 47 from overflow page .....	0	0	0
4799. Totals (Lines 4701 through 4703 plus 4798)(Line 47 above)	0	0	0

STATEMENT AS OF JUNE 30, 2024 OF THE Wellpoint Ohio, Inc.

CASH FLOW

	1 Current Year To Date	2 Prior Year To Date	3 Prior Year Ended December 31
<b>Cash from Operations</b>			
1. Premiums collected net of reinsurance .....	37,517,054	59,728,970	98,442,037
2. Net investment income .....	598,772	911,778	1,480,808
3. Miscellaneous income .....	0	0	0
4. Total (Lines 1 to 3) .....	38,115,826	60,640,748	99,922,845
5. Benefit and loss related payments .....	33,481,004	43,510,032	81,830,765
6. Net transfers to Separate Accounts, Segregated Accounts and Protected Cell Accounts .....			
7. Commissions, expenses paid and aggregate write-ins for deductions .....	(15,284,651)	3,547,887	18,561,106
8. Dividends paid to policyholders .....			
9. Federal and foreign income taxes paid (recovered) net of \$ ..... tax on capital gains (losses) .....	62,681	1,006,769	1,036,009
10. Total (Lines 5 through 9) .....	18,259,034	48,064,688	101,427,880
11. Net cash from operations (Line 4 minus Line 10) .....	19,856,792	12,576,060	(1,505,035)
<b>Cash from Investments</b>			
12. Proceeds from investments sold, matured or repaid:			
12.1 Bonds .....	0	15,043,581	15,043,581
12.2 Stocks .....	0	0	0
12.3 Mortgage loans .....	0	0	0
12.4 Real estate .....	0	0	0
12.5 Other invested assets .....	0	0	0
12.6 Net gains or (losses) on cash, cash equivalents and short-term investments .....	0	0	0
12.7 Miscellaneous proceeds .....	0	0	0
12.8 Total investment proceeds (Lines 12.1 to 12.7) .....	0	15,043,581	15,043,581
13. Cost of investments acquired (long-term only):			
13.1 Bonds .....	0	30,999,770	30,999,770
13.2 Stocks .....	0	0	0
13.3 Mortgage loans .....	0	0	0
13.4 Real estate .....	0	0	0
13.5 Other invested assets .....	0	0	0
13.6 Miscellaneous applications .....	869,333	15,229,984	2,630,043
13.7 Total investments acquired (Lines 13.1 to 13.6) .....	869,333	46,229,754	33,629,813
14. Net increase (or decrease) in contract loans and premium notes .....	0	0	0
15. Net cash from investments (Line 12.8 minus Line 13.7 and Line 14) .....	(869,333)	(31,186,173)	(18,586,232)
<b>Cash from Financing and Miscellaneous Sources</b>			
16. Cash provided (applied):			
16.1 Surplus notes, capital notes .....	0	0	0
16.2 Capital and paid in surplus, less treasury stock .....	0	0	0
16.3 Borrowed funds .....	0	0	0
16.4 Net deposits on deposit-type contracts and other insurance liabilities .....	0	0	0
16.5 Dividends to stockholders .....	0	0	4,200,000
16.6 Other cash provided (applied) .....	(8,721,722)	687,873	9,318,230
17. Net cash from financing and miscellaneous sources (Line 16.1 through Line 16.4 minus Line 16.5 plus Line 16.6) .....	(8,721,722)	687,873	5,118,230
<b>RECONCILIATION OF CASH, CASH EQUIVALENTS AND SHORT-TERM INVESTMENTS</b>			
18. Net change in cash, cash equivalents and short-term investments (Line 11, plus Lines 15 and 17) .	10,265,737	(17,922,240)	(14,973,036)
19. Cash, cash equivalents and short-term investments:			
19.1 Beginning of year .....	6,334,386	21,307,422	21,307,422
19.2 End of period (Line 18 plus Line 19.1)	16,600,123	3,385,182	6,334,386

Note: Supplemental disclosures of cash flow information for non-cash transactions:

--	--	--	--

EXHIBIT OF PREMIUMS, ENROLLMENT AND UTILIZATION

	1	Comprehensive (Hospital & Medical)		4	5	6	7	8	9	10	11	12	13	14
		2	3											
	Total	Individual	Group	Medicare Supplement	Vision Only	Dental Only	Federal Employees Health Benefits Plan	Title XVIII Medicare	Title XIX Medicaid	Credit A&H	Disability Income	Long-Term Care	Other Health	Other Non-Health
Total Members at end of:														
1. Prior Year .....	5,971	0	0	0	0	0	0	5,971	0	0	0	0	0	0
2. First Quarter .....	5,127	0	0	0	0	0	0	5,127	0	0	0	0	0	0
3. Second Quarter .....	5,078							5,078						
4. Third Quarter .....	0													
5. Current Year	0													
6. Current Year Member Months	30,793							30,793						
Total Member Ambulatory Encounters for Period:														
7 Physician .....	31,994							31,994						
8. Non-Physician .....	34,596							34,596						
9. Total	66,590	0	0	0	0	0	0	66,590	0	0	0	0	0	0
10. Hospital Patient Days Incurred	3,336							3,336						
11. Number of Inpatient Admissions	488							488						
12. Health Premiums Written (a) .....	37,037,510							37,037,510						
13. Life Premiums Direct .....	0													
14. Property/Casualty Premiums Written .....	0													
15. Health Premiums Earned.....	36,721,879							36,721,879						
16. Property/Casualty Premiums Earned	0													
17. Amount Paid for Provision of Health Care Services.....	33,481,004							33,481,004						
18. Amount Incurred for Provision of Health Care Services	33,367,601							33,367,601						

(a) For health premiums written: amount of Medicare Title XVIII exempt from state taxes or fees \$ 37,037,510

## CLAIMS UNPAID AND INCENTIVE POOL, WITHHOLD AND BONUS (Reported and Unreported)

oo



UNDERWRITING AND INVESTMENT EXHIBIT

ANALYSIS OF CLAIMS UNPAID - PRIOR YEAR - NET OF REINSURANCE

Line of Business	Claims Paid Year to Date		Liability End of Current Quarter		5  Claims Incurred in Prior Years (Columns 1 + 3)	6  Estimated Claim Reserve and Claim Liability December 31 of Prior Year
	1  On Claims Incurred Prior to January 1 of Current Year	2  On Claims Incurred During the Year	3  On Claims Unpaid Dec. 31 of Prior Year	4  On Claims Incurred During the Year		
1. Comprehensive (hospital and medical) individual .....	0	0	0	0	0	0
2. Comprehensive (hospital and medical) group .....	0	0	0	0	0	0
3. Medicare Supplement .....	0	0	0	0	0	0
4. Vision only .....	0	0	0	0	0	0
5. Dental only .....	0	0	0	0	0	0
6. Federal Employees Health Benefits Plan .....	0	0	0	0	0	0
7. Title XVIII - Medicare .....	1,591,750	31,762,890	106,920	974,140	1,698,670	831,061
8. Title XIX - Medicaid .....	0	0	0	0	0	0
9. Credit A&H .....	0	0	0	0	0	0
10. Disability Income .....	0	0	0	0	0	0
11. Long-term care .....	0	0	0	0	0	0
12. Other health .....	0	0	0	0	0	0
13. Health subtotal (Lines 1 to 12) .....	1,591,750	31,762,890	106,920	974,140	1,698,670	831,061
14. Health care receivables (a) .....	72,940	321,535	0	0	72,940	142,263
15. Other non-health .....	0	0	0	0	0	0
16. Medical incentive pools and bonus amounts .....	88,830	37,534	78,634	37,527	167,464	227,351
17. Totals (Lines 13 - 14 + 15 + 16)	1,607,640	31,478,889	185,554	1,011,667	1,793,194	916,149

(a) Excludes \$ 0 loans or advances to providers not yet expensed.

NOTES TO FINANCIAL STATEMENTS

For the purposes of the quarterly interim financial information, it is presumed that the users of the interim financial information have read or have access to the Annual Statement as of December 31, 2023. This presentation addresses only significant events occurring since the last Annual Statement.

1. Summary of Significant Accounting Policies and Going Concern

A. Accounting Practices

The accompanying financial statements of Wellpoint Ohio, Inc. (the “Company”) have been prepared in conformity with the National Association of Insurance Commissioners’ (“NAIC”) *Annual Statement Instructions* and in accordance with accounting practices prescribed by the NAIC *Accounting Practices and Procedures Manual* (“NAIC SAP”), subject to any deviations prescribed or permitted by the Ohio Department of Insurance (“ODI”). The Company employed no permitted practices in preparing the accompanying statutory financial statements.

A reconciliation of the Company’s net income and capital and surplus between NAIC SAP and practices prescribed and permitted by the ODI is shown below:

	SSAP #	F/S Page	F/S Line #	June 30, 2024	December 31, 2023
<b><u>Net Income</u></b>					
(1) Wellpoint Ohio, Inc. state basis (Page 4, Line 32, Columns 2 & 4)	XXX	XXX	XXX	\$ 203,275	\$ 2,971,293
(2) State Prescribed Practices that is an increase/(decrease) from NAIC SAP:				—	—
(3) State Permitted Practices that is an increase/(decrease) from NAIC SAP:				—	—
(4) NAIC SAP (1-2-3=4)	XXX	XXX	XXX	\$ 203,275	\$ 2,971,293
<b><u>Surplus</u></b>					
(5) Wellpoint Ohio, Inc. state basis (Page 3, Line 33, Columns 3 & 4)	XXX	XXX	XXX	\$ 21,668,823	\$ 21,603,742
(6) State Prescribed Practices that is an increase/(decrease) from NAIC SAP:				—	—
(7) State Permitted Practices that is an increase/(decrease) from NAIC SAP:				—	—
(8) NAIC SAP (5-6-7=8)	XXX	XXX	XXX	\$ 21,668,823	\$ 21,603,742

B. Use of Estimates in the Preparation of the Financial Statements

No significant change.

NOTES TO FINANCIAL STATEMENTS

**C. Accounting Policies**

(1) No significant change.

(2) Investment grade bonds not backed by other loans are stated at amortized cost, with amortization calculated based on the modified scientific method, using lower of yield to call or yield to maturity. Non-investment grade bonds are stated at the lower of amortized cost or fair value as determined by various third-party pricing sources.

The Company holds 16 SVO-Identified bond exchange trade funds (“ETFs”) reported as bonds on Schedule D-1 in which the Company has made an irrevocable decision to report at systematic value. Systematic valuation has been consistently applied to these ETFs held at June 30, 2024 and previous periods.

(3) - (5) Not applicable.

(6) Loan-backed securities are stated at amortized cost. Pre-payment assumptions for loan-backed securities and structured securities were obtained from broker-dealer survey values or internal estimates. These assumptions are consistent with the current interest rate and economic environment. The retrospective adjustment method is used to value all loan-backed securities. Non-investment grade loan-backed securities are stated at the lower of amortized cost or fair value.

(7) - (14) Not applicable.

**D. Going Concern**

Not applicable.

**2. Accounting Changes and Corrections of Errors**

Not applicable.

**3. Business Combinations and Goodwill**

Not applicable.

**4. Discontinued Operations**

Not applicable.

**5. Investments**

**A. - C.**

Not applicable.

**D. Loan-Backed Securities**

- (1) The Company did not have loan-backed securities at June 30, 2024.
- (2) The Company did not recognize other-than-temporary impairments ("OTTI") on its loan-backed securities during the six months ended June 30, 2024.
- (3) The Company did not hold OTTI on its loan-backed securities at June 30, 2024.
- (4) The Company had no impaired loan-backed securities for which an OTTI had not been recognized in earnings at June 30, 2024.
- (5) The Company had no impaired loan-backed securities at June 30, 2024.

NOTES TO FINANCIAL STATEMENTS

**E. Dollar Repurchase Agreements and/or Securities Lending Transactions**

- (1) Not applicable.
- (2) No significant change.
- (3) Collateral Received
  - a. No significant change.
  - b. The fair value of that collateral and of the portion of that collateral that it has sold or repledged \$ 3,499,375
  - c. No significant change.
- (4) Not applicable.
- (5) No significant change.
- (6) Not applicable.
- (7) Not applicable.

**F. Repurchase Agreements Transactions Accounted for as Secured Borrowing**

The Company did not enter into repurchase agreement transactions accounted for as secured borrowing at June 30, 2024.

**G. Reverse Repurchase Agreements Transactions Accounted for as Secured Borrowing**

The Company did not enter into reverse repurchase agreement transactions accounted for as a secured borrowing at June 30, 2024.

**H. Repurchase Agreements Transactions Accounted for as a Sale**

The Company did not enter into repurchase agreement transactions accounted for as a sale at June 30, 2024.

**I. Reverse Repurchase Agreements Transactions Accounted for as a Sale**

The Company did not enter into reverse repurchase agreement transactions accounted for as a sale at June 30, 2024.

**J. Real Estate**

Not applicable.

**K. Investments in Low-Income Housing Tax Credits**

Not applicable.

**L. Restricted Assets**

No significant change.

**M. Working Capital Finance Investments**

Not applicable.

**N. Offsetting and Netting of Assets and Liabilities**

The Company had no netted assets and liabilities at June 30, 2024.

**O. 5GI Securities**

The Company has no 5GI Securities as of June 30, 2024.

**P. Short Sales**

The Company did not have any short sales at June 30, 2024.

NOTES TO FINANCIAL STATEMENTS

**Q. Prepayment Penalty and Acceleration Fees**

The Company did not have any prepayment penalty or acceleration fees at June 30, 2024.

**R. Reporting Entity's Share of Cash Pool by Asset Type**

The Company did not participate in a cash pool at June 30, 2024.

**6. Joint Ventures, Partnerships and Limited Liability Companies**

Not applicable.

**7. Investment Income**

No significant change.

**8. Derivative Instruments**

Not applicable.

**9. Income Taxes**

**A. - F.**

No significant change.

**G. - H.**

Not applicable.

**I. Alternative Minimum Tax (AMT) Credit**

No significant change.

**10. Information Concerning Parent, Subsidiaries, Affiliates and Other Related Parties**

**A. Nature of the Relationship**

No significant change.

**B. Significant Transactions for Each Period**

The following significant transactions took place between the Company and its affiliates:

The Company remits a monthly capitation amount to Carelon Health of Arizona, Inc. ("Carelon"), an affiliate, who is responsible for providing health care services to the Company's Medicare enrollees. During 2024, the Company incurred capitation expense to Carelon of \$22,808,599. CareMore Health Plan of Arizona Inc. changed its name to Carelon Health of Arizona, Inc. on January 1, 2024.

**C. Transactions with Related Parties who are not Reported on Schedule Y**

No significant change.

**D. Amounts Due to or from Related Parties**

At June 30, 2024, the Company reported no amounts due from affiliates and \$3,892,934 due to affiliates. The payable balance represents intercompany transactions that will be settled in accordance with the settlement terms of the intercompany agreement.

NOTES TO FINANCIAL STATEMENTS

**E. - O.**

No significant change.

**11. Debt**

Not applicable.

**12. Retirement Plans, Deferred Compensation, Postemployment Benefits and Compensated Absences and Other Postretirement Benefit Plans**

**A. Defined Benefit Plan**

Not applicable.

**B.** Not applicable.

**C.** Not applicable.

**D.** Not applicable.

**E. Defined Contribution Plans**

Not applicable.

**F. Multiemployer Plans**

The Company does not participate in a multiemployer plan.

**G. Consolidated/Holding Company Plans**

No significant change.

**H. Post Employment Benefits and Compensated Absences**

Not applicable.

**I. Impact of Medicare Modernization Act on Postretirement Benefits (INT 04-17)**

Not applicable.

**13. Capital and Surplus, Shareholders' Dividend Restrictions and Quasi-Reorganizations**

No significant change.

**14. Liabilities, Contingencies and Assessments**

No significant change.

**15. Leases**

Not applicable.

**16. Information About Financial Instruments With Off-Balance Sheet Risk and Financial Instruments With Concentrations of Credit Risk**

No significant change.

**17. Sale, Transfer and Servicing of Financial Assets and Extinguishments of Liabilities**

**A. Transfers of Receivables Reported as Sales**

Not applicable.

NOTES TO FINANCIAL STATEMENTS

B. Transfer and Servicing of Financial Assets

- (1) The Company participates in a securities lending program whereby marketable securities in its investment portfolio are transferred to independent brokers or dealers. At June 30, 2024 the fair value of securities loaned was \$3,330,345 and the carrying value of securities loaned was \$3,103,534.
- (2) - (7) Not applicable.

C. Wash Sales

- (1) In the course of the Company’s asset management, securities may be sold and reacquired within 30 days of the sale date to enhance the yield on the investments.
- (2) At June 30, 2024, there were no wash sales involving securities with an NAIC designation of 3 or below or unrated.

18. Gain or Loss to the Reporting Entity from Uninsured Plans and the Uninsured Portion of Partially Insured Plans

A. Administrative Services Only Plans

Not applicable.

B. Administrative Services Contract Plans

Not applicable.

C. Medicare or Other Similarly Structured Cost-Based Reimbursement Contract

No significant change.

19. Direct Premium Written/Produced by Managing General Agents/Third Party Administrators

Not applicable.

20. Fair Value Measurements

A. (1) Fair Value Measurement at Reporting Date

Description for each class of asset or liability	(Level 1)	(Level 2)	(Level 3)	Net Asset Value (NAV)	Total
a. Assets at fair value					
Cash equivalents					
Industrial and miscellaneous money market funds	\$ 5	\$ —	\$ —	\$ —	5
Total cash equivalents	\$ 5	\$ —	\$ —	\$ —	5
Total assets at fair value/NAV					
	\$ 5	\$ —	\$ —	\$ —	5

(2) Fair Value Measurement in (Level 3) of the Fair Value Hierarchy

There are no investments in Level 3 as of June 30, 2024.

- (3) The Company’s policy is to recognize transfers between Levels, if any, as of the beginning of the reporting period.

NOTES TO FINANCIAL STATEMENTS

(4) Fair values of bonds are based on quoted market prices, where available. These fair values are obtained primarily from third party pricing services, which generally use Level 1 or Level 2 inputs, for the determination of fair value to facilitate fair value measurements and disclosures. Level 2 securities primarily include United States government securities, corporate securities, securities from states, municipalities and political subdivisions, mortgage-backed securities and certain other asset-backed securities. For securities not actively traded, the pricing services may use quoted market prices of comparable instruments or discounted cash flow analyses, incorporating inputs that are currently observable in the markets for similar securities. Inputs that are often used in the valuation methodologies include, but are not limited to, broker quotes, benchmark yields, credit spreads, default rates and prepayment speeds. The Company has controls in place to review the pricing services' qualifications and procedures used to determine fair values. In addition, the Company periodically reviews the pricing services' pricing methodologies, data sources and pricing inputs to ensure the fair values obtained are reasonable.

Certain bonds, primarily corporate debt securities, are designated Level 3. For these securities, the valuation methodologies may incorporate broker quotes or discounted cash flow analyses using assumptions for inputs such as expected cash flows, benchmark yields, credit spreads, default rates and prepayment speeds that are not observable in the markets.

Cash equivalents primarily consist of highly rated money market funds or bonds with original maturities of three months or less. Due to the high ratings and short-term nature, these investments are designated as Level 1. The Company also holds bonds purchased with less than three months to maturity. Fair value of these bonds are based on quoted market prices obtained from third party pricing services which generally use Level 1 or Level 2 inputs.

There have been no significant changes in the valuation techniques during the current period.

B. Fair Value Measurements Under Other Accounting Pronouncements

Not applicable.

C. Financial Instruments

Type of Financial Instrument	Aggregate Fair Value	Admitted Assets	(Level 1)	(Level 2)	(Level 3)	Net Asset Value ("NAV")	Not Practicable (Carrying Value)
Bonds	\$ 17,373,246	\$ 16,335,994	\$ 16,107,691	\$ 1,265,555	\$ —	\$ —	\$ —
Cash equivalents	5	5	5	—	—	—	—
Securities lending collateral asset	3,500,197	3,499,375	—	3,500,197	—	—	—

D. Not Practicable to Estimate Fair Value

There are no financial instruments that were not practicable to estimate at fair value.

E. Investments Measured at Net Asset Value

The Company has no investments measured at net asset value.

21. Other Items

No significant change.



NOTES TO FINANCIAL STATEMENTS

**22. Events Subsequent**

Subsequent events have been considered through August 12, 2024 for the statutory statement issued on August 13, 2024. There were no other events occurring subsequent to June 30, 2024 requiring recognition or disclosure.

**23. Reinsurance**

Not applicable.

**24. Retrospectively Rated Contracts & Contracts Subject to Redetermination**

**A. - D.**

No significant change.

**E. Risk Sharing Provisions of the Affordable Care Act ("ACA")**

- (1) Did the reporting entity write accident and health insurance premium that is subject to the Affordable Care Act risk sharing provisions (YES/NO)? No

- (2) Impact of Risk-Sharing Provisions of the Affordable Care Act on Admitted Assets, Liabilities and Revenue for the Current Year.

Not applicable.

- (3) Roll-forward of prior year ACA risk-sharing provisions for the following asset (gross of any nonadmission) and liability balances, along with the reasons for adjustments to prior year balance.

Not applicable.

- (4) Roll-forward of Risk Corridors Asset and Liability Balances by Program Benefit Year.

Not applicable.

- (5) ACA Risk Corridors Receivable as of Reporting Date.

Not applicable.

**25. Change in Incurred Claims and Claim Adjustment Expenses**

**A.** The estimated cost of claims and claim adjustment expense attributable to insured events of prior years increased by \$873,552 during 2024. This is approximately 93.6% of unpaid claims and claim adjustment expenses, net of healthcare receivables, of \$933,239 as of December 31, 2023. The deficiency reflects the increases in estimated claims and claims adjustment expenses as a result of claims payment during the year, and as additional information is received regarding claims incurred prior to 2024. Recent claim development trends are also taken into account in evaluating the overall adequacy of unpaid claims and unpaid claim adjustment expense.

**B.** There were no significant changes in methodologies and assumptions used in calculating the liability for unpaid losses and loss adjustment expenses.

**26. Intercompany Pooling Arrangements**

Not applicable.

**27. Structured Settlements**

Not applicable.

NOTES TO FINANCIAL STATEMENTS

28. Health Care Receivables

No significant change.

29. Participating Policies

Not applicable.

30. Premium Deficiency Reserves

1. Liability carried for premium deficiency reserves	\$	259,340
2. Date of the most recent evaluation of this liability		June 30, 2024
3. Was anticipated investment income utilized in the calculation?	Yes	No
		X

31. Anticipated Salvage and Subrogation

No significant change.

GENERAL INTERROGATORIES

PART 1 - COMMON INTERROGATORIES

GENERAL

1.1

Did the reporting entity experience any material transactions requiring the filing of Disclosure of Material Transactions with the State of Domicile, as required by the Model Act?

Yes [ ] No [ X ]

1.2

If yes, has the report been filed with the domiciliary state?

Yes [ ] No [ ]

2.1

Has any change been made during the year of this statement in the charter, by-laws, articles of incorporation, or deed of settlement of the reporting entity?

Yes [ ] No [ X ]

2.2

If yes, date of change:

3.1

Is the reporting entity a member of an Insurance Holding Company System consisting of two or more affiliated persons, one or more of which is an insurer?  
If yes, complete Schedule Y, Parts 1 and 1A.

Yes [ X ] No [ ]

3.2

Have there been any substantial changes in the organizational chart since the prior quarter end?

Yes [ ] No [ X ]

3.3

If the response to 3.2 is yes, provide a brief description of those changes.

3.4

Is the reporting entity publicly traded or a member of a publicly traded group?

Yes [ X ] No [ ]

3.5

If the response to 3.4 is yes, provide the CIK (Central Index Key) code issued by the SEC for the entity/group.

0001156039

4.1

Has the reporting entity been a party to a merger or consolidation during the period covered by this statement?

Yes [ ] No [ X ]

4.2

If yes, provide the name of the entity, NAIC Company Code, and state of domicile (use two letter state abbreviation) for any entity that has ceased to exist as a result of the merger or consolidation.

1	2	3
Name of Entity	NAIC Company Code	State of Domicile

5.

If the reporting entity is subject to a management agreement, including third-party administrator(s), managing general agent(s), attorney-in-fact, or similar agreement, have there been any significant changes regarding the terms of the agreement or principals involved?  
If yes, attach an explanation.

Yes [ ] No [ X ] N/A [ ]

6.1

State as of what date the latest financial examination of the reporting entity was made or is being made.

12/31/2022

6.2

State the as of date that the latest financial examination report became available from either the state of domicile or the reporting entity. This date should be the date of the examined balance sheet and not the date the report was completed or released.

12/31/2022

6.3

State as of what date the latest financial examination report became available to other states or the public from either the state of domicile or the reporting entity. This is the release date or completion date of the examination report and not the date of the examination (balance sheet date).

06/25/2024

6.4

By what department or departments?  
Ohio Department of Insurance

6.5

Have all financial statement adjustments within the latest financial examination report been accounted for in a subsequent financial statement filed with Departments?

Yes [ ] No [ ] N/A [ X ]

6.6

Have all of the recommendations within the latest financial examination report been complied with?

Yes [ ] No [ ] N/A [ X ]

7.1

Has this reporting entity had any Certificates of Authority, licenses or registrations (including corporate registration, if applicable) suspended or revoked by any governmental entity during the reporting period?

Yes [ ] No [ X ]

7.2

If yes, give full information:

8.1

Is the company a subsidiary of a bank holding company regulated by the Federal Reserve Board?

Yes [ ] No [ X ]

8.2

If response to 8.1 is yes, please identify the name of the bank holding company.

8.3

Is the company affiliated with one or more banks, thrifts or securities firms?

Yes [ ] No [ X ]

8.4

If response to 8.3 is yes, please provide below the names and location (city and state of the main office) of any affiliates regulated by a federal regulatory services agency [i.e. the Federal Reserve Board (FRB), the Office of the Comptroller of the Currency (OCC), the Federal Deposit Insurance Corporation (FDIC) and the Securities Exchange Commission (SEC)] and identify the affiliate's primary federal regulator.

1	2	3	4	5	6
Affiliate Name	Location (City, State)	FRB	OCC	FDIC	SEC

GENERAL INTERROGATORIES

9.1

Are the senior officers (principal executive officer, principal financial officer, principal accounting officer or controller, or persons performing similar functions) of the reporting entity subject to a code of ethics, which includes the following standards? .....  
(a) Honest and ethical conduct, including the ethical handling of actual or apparent conflicts of interest between personal and professional relationships;  
(b) Full, fair, accurate, timely and understandable disclosure in the periodic reports required to be filed by the reporting entity;  
(c) Compliance with applicable governmental laws, rules and regulations;  
(d) The prompt internal reporting of violations to an appropriate person or persons identified in the code; and  
(e) Accountability for adherence to the code.

Yes [ X ] No [ ]

9.11

If the response to 9.1 is No, please explain:  
.....

9.2

Has the code of ethics for senior managers been amended? .....

Yes [ X ] No [ ]

9.21

If the response to 9.2 is Yes, provide information related to amendment(s).  
1.Changes to lobbying section to clarify that the policies in the section apply to foreign government officials as well as domestic, 2.Changes to the Gifts and Special Courtesies section to ensure language on the process for requesting an exception to the prohibition on gifts to government officials, 3.Changes to the Code of Conduct to strengthen and clarify the scope and guiding principles for human rights and the grievance process, 4.Added provisions for the use of Generative AI and Large Language Models (LLMs) and expanded to clarify that vendors / suppliers are required to adhere to RAI policies and guidelines, and 5.Added references to the Ireland Criminal Justice Act. ....

9.3

Have any provisions of the code of ethics been waived for any of the specified officers? .....

Yes [ ] No [ X ]

9.31

If the response to 9.3 is Yes, provide the nature of any waiver(s).  
.....

FINANCIAL

10.1

Does the reporting entity report any amounts due from parent, subsidiaries or affiliates on Page 2 of this statement? .....

Yes [ ] No [ X ]

10.2

If yes, indicate any amounts receivable from parent included in the Page 2 amount: .....\$.....

0

INVESTMENT

11.1

Were any of the stocks, bonds, or other assets of the reporting entity loaned, placed under option agreement, or otherwise made available for use by another person? (Exclude securities under securities lending agreements.) .....

Yes [ ] No [ X ]

11.2

If yes, give full and complete information relating thereto:  
.....

12.

Amount of real estate and mortgages held in other invested assets in Schedule BA: .....

\$.....

0

13.

Amount of real estate and mortgages held in short-term investments: .....

\$.....

0

14.1

Does the reporting entity have any investments in parent, subsidiaries and affiliates? .....

Yes [ ] No [ X ]

14.2

If yes, please complete the following:

	1	2
	Prior Year-End Book/Adjusted Carrying Value	Current Quarter Book/Adjusted Carrying Value
14.21 Bonds .....	\$.....0	\$.....0
14.22 Preferred Stock .....	\$.....0	\$.....0
14.23 Common Stock .....	\$.....0	\$.....0
14.24 Short-Term Investments .....	\$.....0	\$.....0
14.25 Mortgage Loans on Real Estate .....	\$.....0	\$.....0
14.26 All Other .....	\$.....0	\$.....0
14.27 Total Investment in Parent, Subsidiaries and Affiliates (Subtotal Lines 14.21 to 14.26) .....	\$.....0	\$.....0
14.28 Total Investment in Parent included in Lines 14.21 to 14.26 above .....	\$.....0	\$.....0

15.1

Has the reporting entity entered into any hedging transactions reported on Schedule DB? .....

Yes [ ] No [ X ]

15.2

If yes, has a comprehensive description of the hedging program been made available to the domiciliary state? ..... Yes [ ] No [ ] N/A [ ]  
If no, attach a description with this statement.  
.....

16.

For the reporting entity's security lending program, state the amount of the following as of the current statement date:

16.1

Total fair value of reinvested collateral assets reported on Schedule DL, Parts 1 and 2. ....

\$.....

3,500,197

16.2

Total book/adjusted carrying value of reinvested collateral assets reported on Schedule DL, Parts 1 and 2 .....

\$.....

3,499,375

16.3

Total payable for securities lending reported on the liability page. ....

\$.....

3,499,375

11.1

STATEMENT AS OF JUNE 30, 2024 OF THE Wellpoint Ohio, Inc.

GENERAL INTERROGATORIES

17. Excluding items in Schedule E - Part 3 - Special Deposits, real estate, mortgage loans and investments held physically in the reporting entity's offices, vaults or safety deposit boxes, were all stocks, bonds and other securities, owned throughout the current year held pursuant to a custodial agreement with a qualified bank or trust company in accordance with Section 1, III - General Examination Considerations, F. Outsourcing of Critical Functions, Custodial or Safekeeping Agreements of the NAIC Financial Condition Examiners Handbook? ..... Yes [ X ] No [ ]
- 17.1 For all agreements that comply with the requirements of the NAIC Financial Condition Examiners Handbook, complete the following:

1 Name of Custodian(s)	2 Custodian Address
JP Morgan Chase Bank, N.A .....	383 Madison Ave, New York, NY 10179 .....

- 17.2 For all agreements that do not comply with the requirements of the NAIC Financial Condition Examiners Handbook, provide the name, location and a complete explanation:

1 Name(s)	2 Location(s)	3 Complete Explanation(s)

- 17.3 Have there been any changes, including name changes, in the custodian(s) identified in 17.1 during the current quarter? ..... Yes [ ] No [ X ]
- 17.4 If yes, give full information relating thereto:

1 Old Custodian	2 New Custodian	3 Date of Change	4 Reason

- 17.5 Investment management – Identify all investment advisors, investment managers, broker/dealers, including individuals that have the authority to make investment decisions on behalf of the reporting entity. For assets that are managed internally by employees of the reporting entity, note as such. ["...that have access to the investment accounts"; "...handle securities"]

1 Name of Firm or Individual	2 Affiliation
Elevance Health, Inc. ....	I.....
Loomis, Sayles & Company, LP .....	U.....

- 17.5097 For those firms/individuals listed in the table for Question 17.5, do any firms/individuals unaffiliated with the reporting entity (i.e. designated with a "U") manage more than 10% of the reporting entity's invested assets?..... Yes [ ] No [ X ]

- 17.5098 For firms/individuals unaffiliated with the reporting entity (i.e. designated with a "U") listed in the table for Question 17.5, does the total assets under management aggregate to more than 50% of the reporting entity's invested assets?..... Yes [ ] No [ X ]

- 17.6 For those firms or individuals listed in the table for 17.5 with an affiliation code of "A" (affiliated) or "U" (unaffiliated), provide the information for the table below.

1 Central Registration Depository Number	2 Name of Firm or Individual	3 Legal Entity Identifier (LEI)	4 Registered With Securities Exchange Commission .....	5 Investment Management Agreement (IMA) Filed
105377 .....	Loomis, Sayles & Company, LP .....	J1ZPN2RX3UMN0YID1313 .....	NO.....	

- 18.1 Have all the filing requirements of the Purposes and Procedures Manual of the NAIC Investment Analysis Office been followed? ..... Yes [ X ] No [ ]
- 18.2 If no, list exceptions: .....

19. By self-designating 5GI securities, the reporting entity is certifying the following elements for each self-designated 5GI security:
- a. Documentation necessary to permit a full credit analysis of the security does not exist or an NAIC CRP credit rating for an FE or PL security is not available.
- b. Issuer or obligor is current on all contracted interest and principal payments.
- c. The insurer has an actual expectation of ultimate payment of all contracted interest and principal.
- Has the reporting entity self-designated 5GI securities? ..... Yes [ ] No [ X ]

20. By self-designating PLGI securities, the reporting entity is certifying the following elements of each self-designated PLGI security:
- a. The security was purchased prior to January 1, 2018.
- b. The reporting entity is holding capital commensurate with the NAIC Designation reported for the security.
- c. The NAIC Designation was derived from the credit rating assigned by an NAIC CRP in its legal capacity as a NRSRO which is shown on a current private letter rating held by the insurer and available for examination by state insurance regulators.
- d. The reporting entity is not permitted to share this credit rating of the PL security with the SVO.
- Has the reporting entity self-designated PLGI securities? ..... Yes [ ] No [ X ]

21. By assigning FE to a Schedule BA non-registered private fund, the reporting entity is certifying the following elements of each self-designated FE fund:
- a. The shares were purchased prior to January 1, 2019.
- b. The reporting entity is holding capital commensurate with the NAIC Designation reported for the security.
- c. The security had a public credit rating(s) with annual surveillance assigned by an NAIC CRP in its legal capacity as an NRSRO prior to January 1, 2019.
- d. The fund only or predominantly holds bonds in its portfolio.
- e. The current reported NAIC Designation was derived from the public credit rating(s) with annual surveillance assigned by an NAIC CRP in its legal capacity as an NRSRO.
- f. The public credit rating(s) with annual surveillance assigned by an NAIC CRP has not lapsed.
- Has the reporting entity assigned FE to Schedule BA non-registered private funds that complied with the above criteria? ..... Yes [ ] No [ X ]

GENERAL INTERROGATORIES

PART 2 - HEALTH

1.

Operating Percentages:

1.1 A&H loss percent

90.6 %

1.2 A&H cost containment percent

0.4 %

1.3 A&H expense percent excluding cost containment expenses

8.4 %
- 2.1

Do you act as a custodian for health savings accounts?

Yes [ ] No [ X ]
- 2.2

If yes, please provide the amount of custodial funds held as of the reporting date

\$
- 2.3

Do you act as an administrator for health savings accounts?

Yes [ ] No [ X ]
- 2.4

If yes, please provide the balance of the funds administered as of the reporting date

\$
3.

Is the reporting entity licensed or chartered, registered, qualified, eligible or writing business in at least two states?

Yes [ X ] No [ ]
- 3.1

If no, does the reporting entity assume reinsurance business that covers risks residing in at least one state other than the state of domicile of the reporting entity?

Yes [ ] No [ ]

## SCHEDULE S - CEDED REINSURANCE

Showing All New Reinsurance Treaties - Current Year to Date

1	2	3	4	5	6	7	8	9	10
NAIC Company Code	ID Number	Effective Date	Name of Reinsurer	Domiciliary Jurisdiction	Type of Reinsurance Ceded	Type of Business Ceded	Type of Reinsurer	Certified Reinsurer Rating (1 through 6)	Effective Date of Certified Reinsurer Rating
			NONE						

SCHEDULE T - PREMIUMS AND OTHER CONSIDERATIONS

Current Year to Date - Allocated by States and Territories											
		1	Direct Business Only								
		Active Status (a)	2	3	4	5	6	7	8	9	10
States, etc.			Accident and Health Premiums	Medicare Title XVIII	Medicaid Title XIX	CHIP Title XXI	Federal Employees Health Benefits Program Premiums	Life and Annuity Premiums & Other Considerations	Property/Casualty Premiums	Total Columns 2 Through 8	Deposit-Type Contracts
1.	Alabama .....	AL	..N							..0	
2.	Alaska .....	AK	..N							..0	
3.	Arizona .....	AZ	..L	37,037,510						37,037,510	
4.	Arkansas .....	AR	..L							..0	
5.	California .....	CA	..N							..0	
6.	Colorado .....	CO	..N							..0	
7.	Connecticut .....	CT	..N							..0	
8.	Delaware .....	DE	..N							..0	
9.	District of Columbia	DC	..N							..0	
10.	Florida .....	FL	..N							..0	
11.	Georgia .....	GA	..N							..0	
12.	Hawaii .....	HI	..N							..0	
13.	Idaho .....	ID	..N							..0	
14.	Illinois .....	IL	..N							..0	
15.	Indiana .....	IN	..N							..0	
16.	Iowa .....	IA	..N							..0	
17.	Kansas .....	KS	..N							..0	
18.	Kentucky .....	KY	..N							..0	
19.	Louisiana .....	LA	..N							..0	
20.	Maine .....	ME	..N							..0	
21.	Maryland .....	MD	..N							..0	
22.	Massachusetts .....	MA	..N							..0	
23.	Michigan .....	MI	..N							..0	
24.	Minnesota .....	MN	..N							..0	
25.	Mississippi .....	MS	..N							..0	
26.	Missouri .....	MO	..N							..0	
27.	Montana .....	MT	..N							..0	
28.	Nebraska .....	NE	..N							..0	
29.	Nevada .....	NV	..N							..0	
30.	New Hampshire .....	NH	..N							..0	
31.	New Jersey .....	NJ	..N							..0	
32.	New Mexico .....	NM	..N							..0	
33.	New York .....	NY	..N							..0	
34.	North Carolina .....	NC	..N							..0	
35.	North Dakota .....	ND	..N							..0	
36.	Ohio .....	OH	..L							..0	
37.	Oklahoma .....	OK	..N							..0	
38.	Oregon .....	OR	..N							..0	
39.	Pennsylvania .....	PA	..N							..0	
40.	Rhode Island .....	RI	..N							..0	
41.	South Carolina .....	SC	..N							..0	
42.	South Dakota .....	SD	..N							..0	
43.	Tennessee .....	TN	..N							..0	
44.	Texas .....	TX	..N							..0	
45.	Utah .....	UT	..N							..0	
46.	Vermont .....	VT	..N							..0	
47.	Virginia .....	VA	..N							..0	
48.	Washington .....	WA	..N							..0	
49.	West Virginia .....	WV	..N							..0	
50.	Wisconsin .....	WI	..N							..0	
51.	Wyoming .....	WY	..N							..0	
52.	American Samoa .....	AS	..N							..0	
53.	Guam .....	GU	..N							..0	
54.	Puerto Rico .....	PR	..N							..0	
55.	U.S. Virgin Islands .....	VI	..N							..0	
56.	Northern Mariana Islands .....	MP	..N							..0	
57.	Canada .....	CAN	..N							..0	
58.	Aggregate Other Aliens .....	OT	..XXX	..0	..0	..0	..0	..0	..0	..0	..0
59.	Subtotal .....	..XXX	..0	37,037,510	..0	..0	..0	..0	..0	37,037,510	..0
60.	Reporting Entity Contributions for Employee Benefit Plans .....	..XXX								..0	
61.	Totals (Direct Business) .....	..XXX	0	37,037,510	0	0	0	0	0	37,037,510	0
DETAILS OF WRITE-INS											
58001.	.....	..XXX									
58002.	.....	..XXX									
58003.	.....	..XXX									
58998.	Summary of remaining write-ins for Line 58 from overflow page .....	..XXX	..0	..0	..0	..0	..0	..0	..0	..0	..0
58999.	Totals (Lines 58001 through 58003 plus 58998)(Line 58 above) .....	..XXX	0	0	0	0	0	0	0	0	0

(a) Active Status Counts:

1. L - Licensed or Chartered - Licensed insurance carrier or domiciled RRG.....	3	4. Q - Qualified - Qualified or accredited reinsurer.....	0
2. R - Registered - Non-domiciled RRGs.....	0	5. N - None of the above - Not allowed to write business in the state.....	54
3. E - Eligible - Reporting entities eligible or approved to write surplus lines in the state. ....	0		



SCHEDULE Y – INFORMATION CONCERNING ACTIVITIES OF INSURER MEMBERS OF A HOLDING COMPANY GROUP

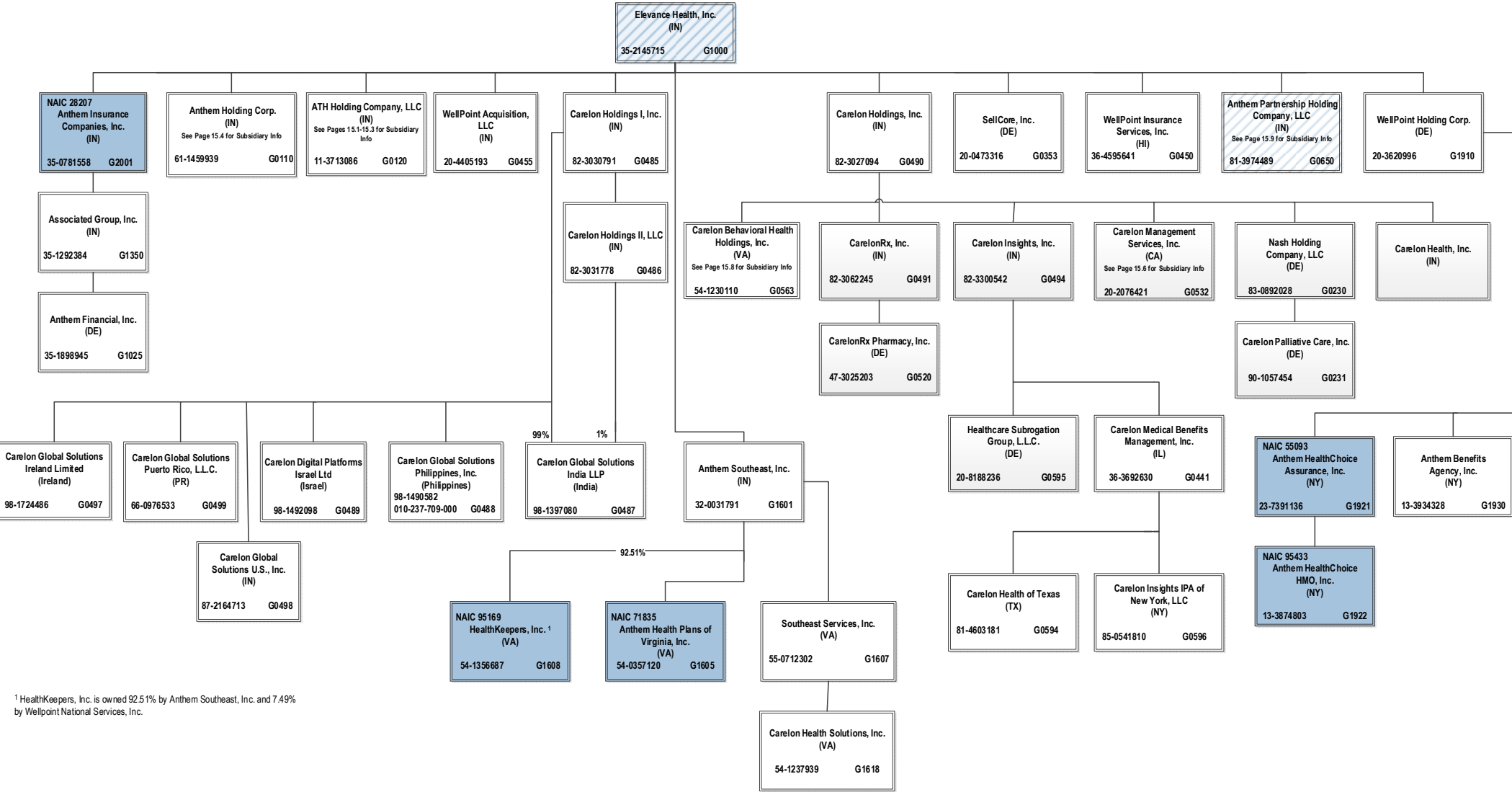
PART 1 – ORGANIZATIONAL CHART

ALL SUBSIDIARIES 100% OWNED AND LLC'S ARE CONTROLLED BY MEMBERS UNLESS OTHERWISE NOTED

BCBSA Licensee

Regulated Insurance Company

Regulated BCBSA Licensee

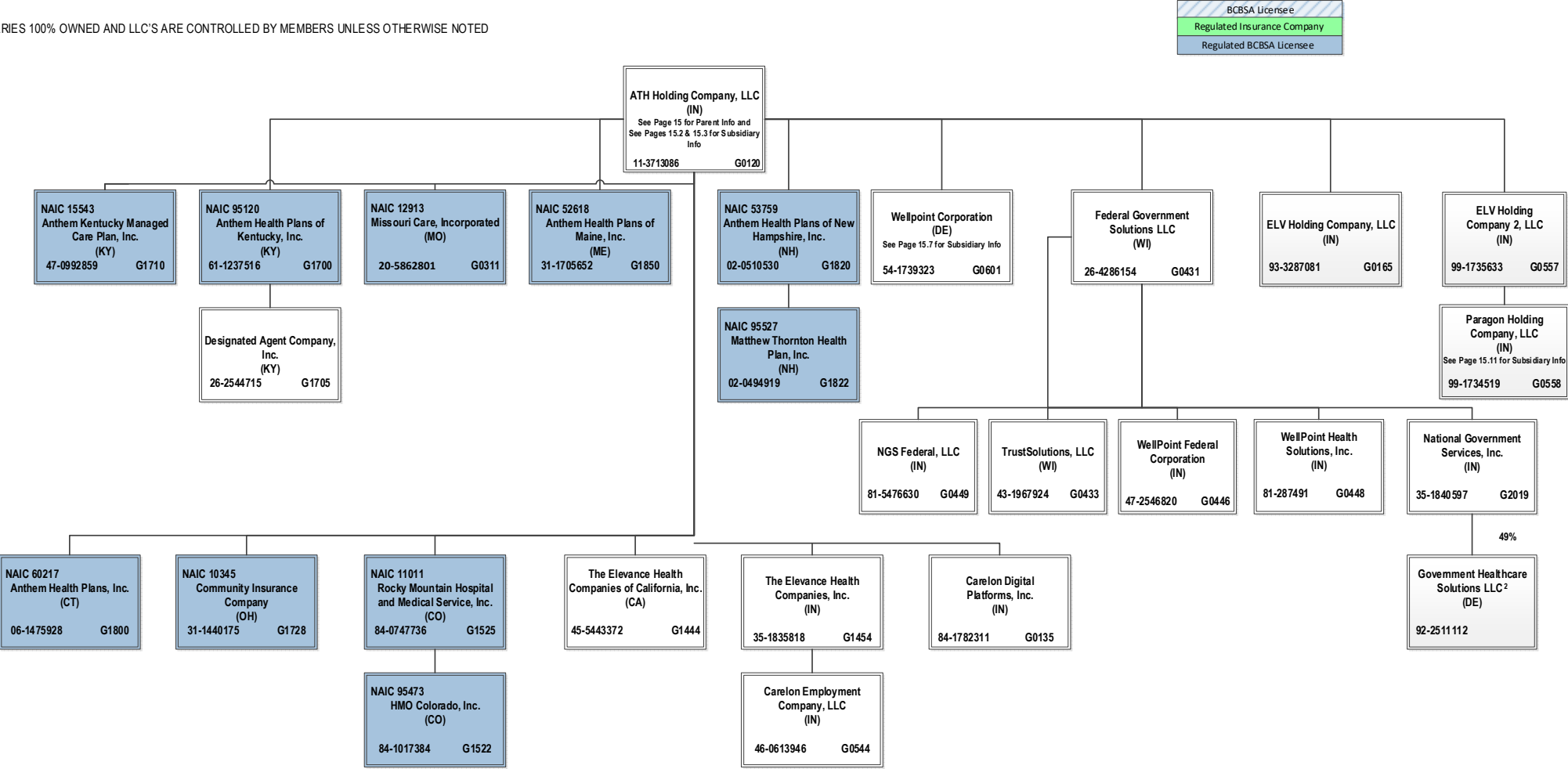


<sup>1</sup> HealthKeepers, Inc. is owned 92.51% by Anthem Southeast, Inc. and 7.49% by Wellpoint National Services, Inc.

SCHEDULE Y – INFORMATION CONCERNING ACTIVITIES OF INSURER MEMBERS OF A HOLDING COMPANY GROUP

PART 1 – ORGANIZATIONAL CHART

ALL SUBSIDIARIES 100% OWNED AND LLC'S ARE CONTROLLED BY MEMBERS UNLESS OTHERWISE NOTED

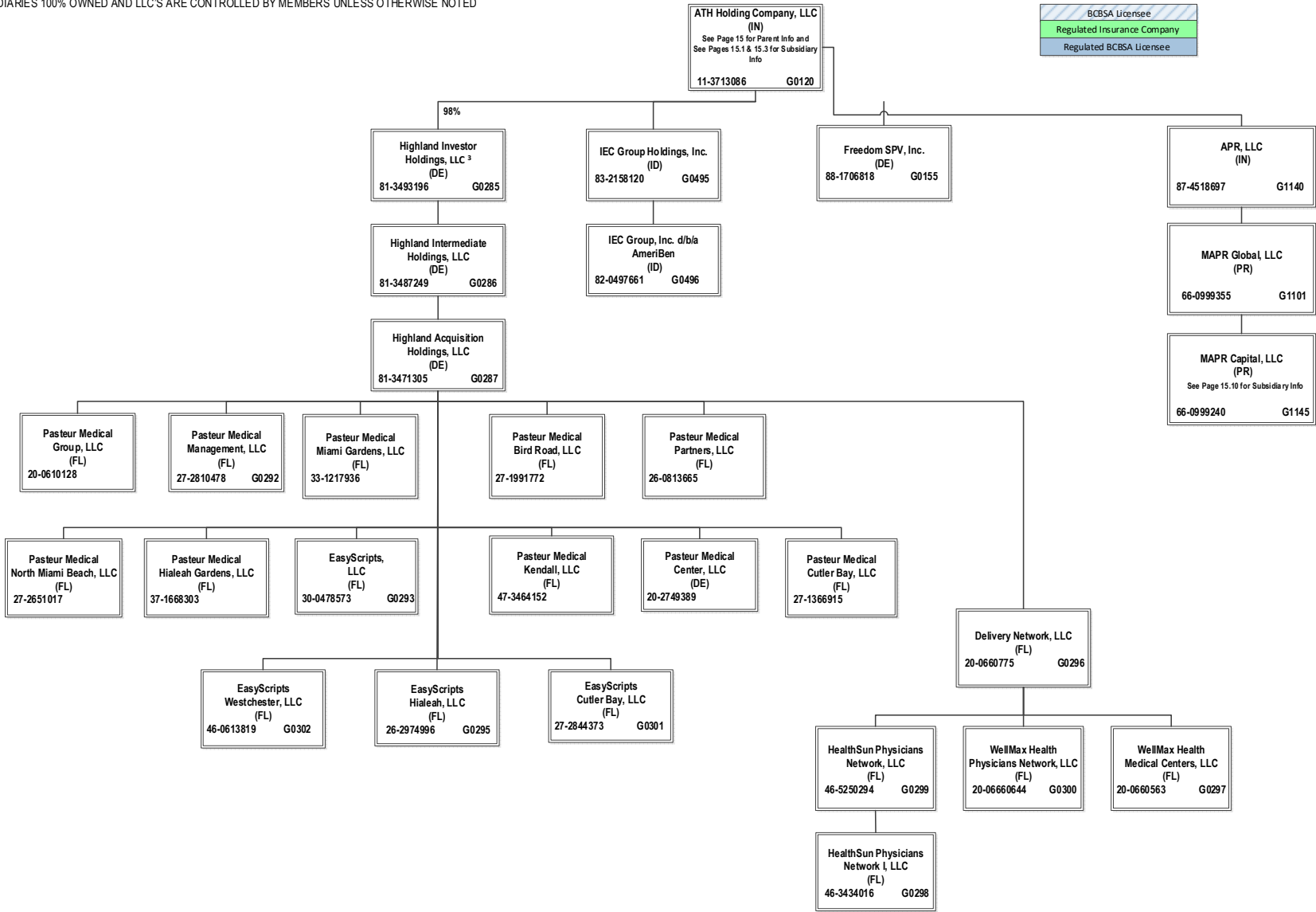


<sup>2</sup> Government Healthcare Solutions LLC. is a joint venture 49% owned by National Government Services, Inc. and 51% owned by MKS2 LLC (non-affiliate)

SCHEDULE Y – INFORMATION CONCERNING ACTIVITIES OF INSURER MEMBERS OF A HOLDING COMPANY GROUP

PART 1 – ORGANIZATIONAL CHART

ALL SUBSIDIARIES 100% OWNED AND LLC'S ARE CONTROLLED BY MEMBERS UNLESS OTHERWISE NOTED

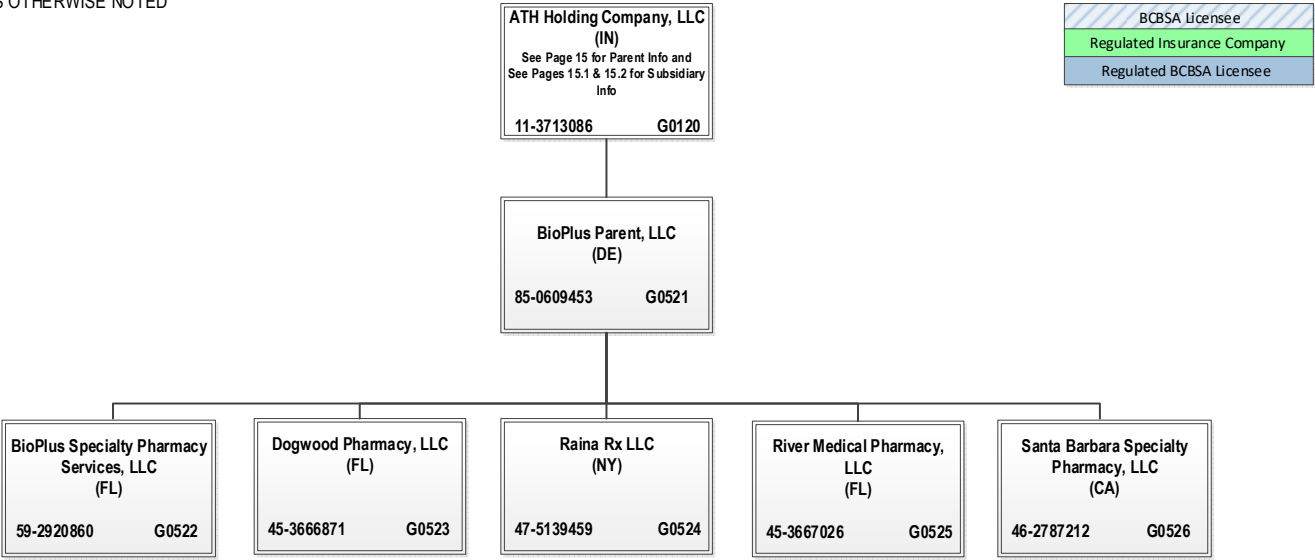


<sup>3</sup> ATH Holding Company, LLC holds a 98% interest in Highland Investor Holdings, LLC, and Wellpoint Corporation holds the remaining 2% interest.

SCHEDULE Y – INFORMATION CONCERNING ACTIVITIES OF INSURER MEMBERS OF A HOLDING COMPANY GROUP

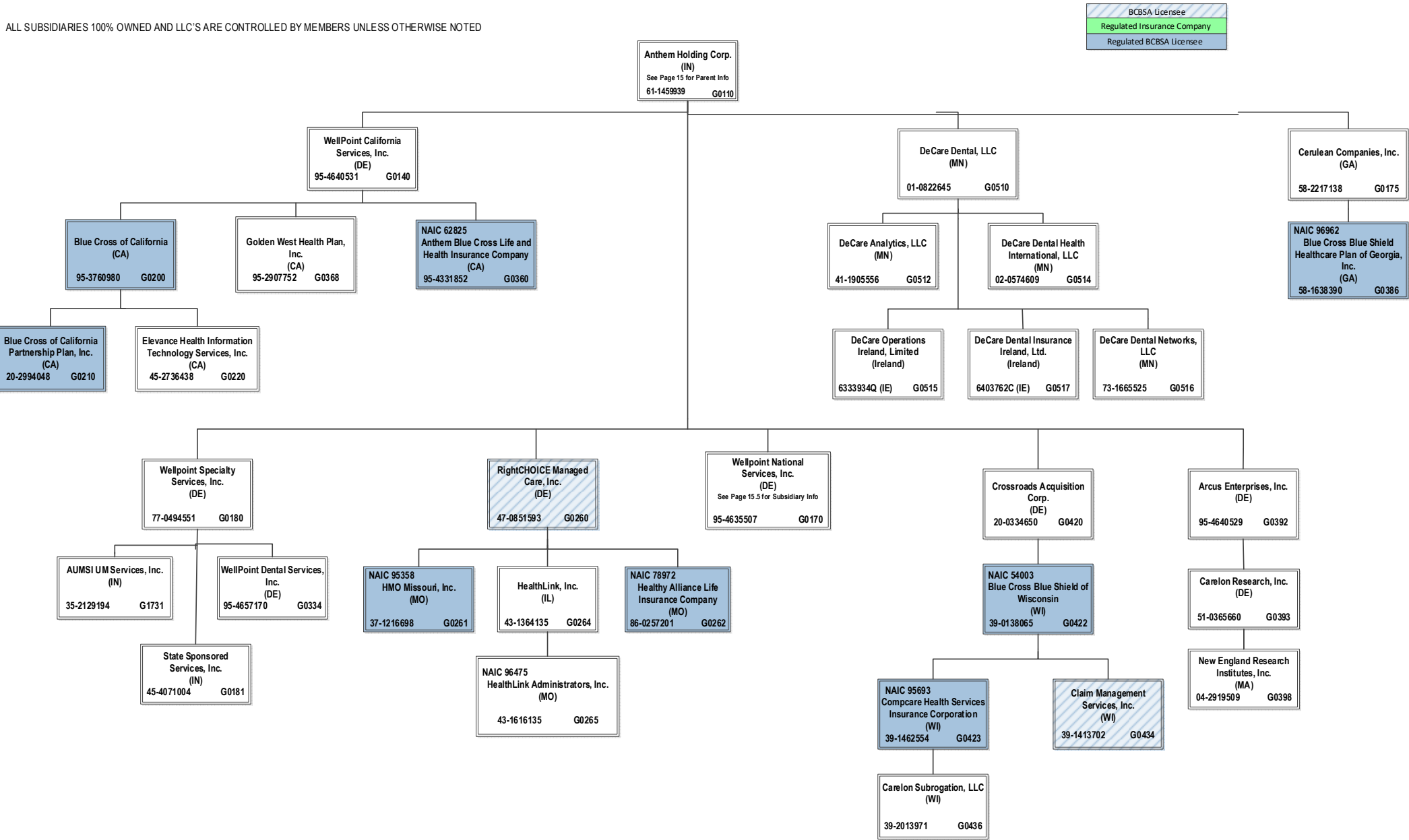
PART 1 – ORGANIZATIONAL CHART

ALL SUBSIDIARIES 100% OWNED AND LLC'S ARE CONTROLLED BY MEMBERS UNLESS OTHERWISE NOTED



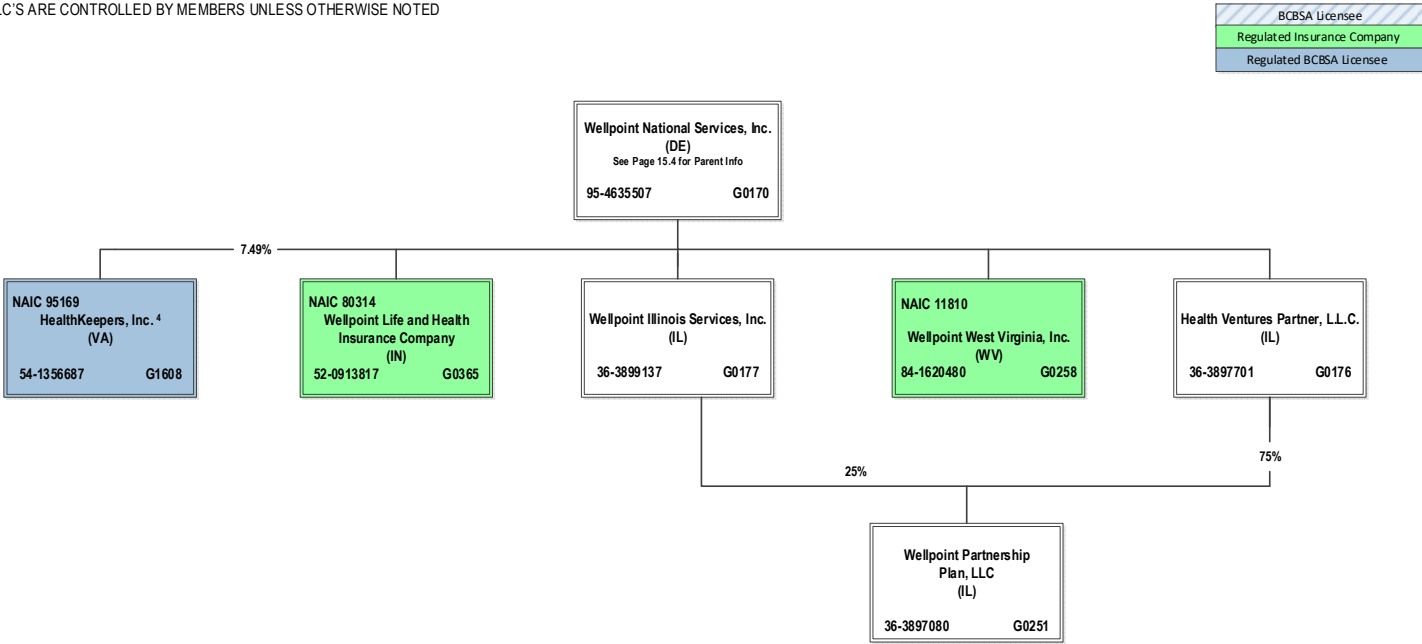
SCHEDULE Y – INFORMATION CONCERNING ACTIVITIES OF INSURER MEMBERS OF A HOLDING COMPANY GROUP  
PART 1 – ORGANIZATIONAL CHART

ALL SUBSIDIARIES 100% OWNED AND LLC'S ARE CONTROLLED BY MEMBERS UNLESS OTHERWISE NOTED



SCHEDULE Y – INFORMATION CONCERNING ACTIVITIES OF INSURER MEMBERS OF A HOLDING COMPANY GROUP  
PART 1 – ORGANIZATIONAL CHART

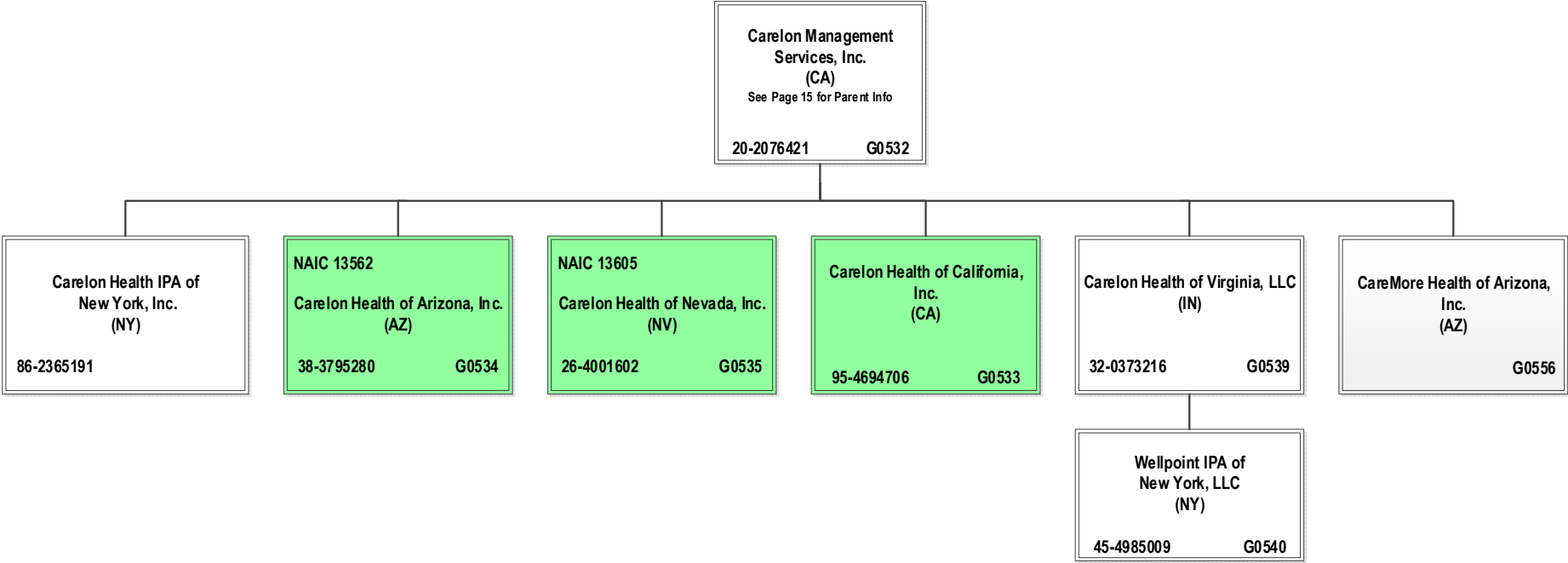
ALL SUBSIDIARIES 100% OWNED AND LLC'S ARE CONTROLLED BY MEMBERS UNLESS OTHERWISE NOTED



SCHEDULE Y – INFORMATION CONCERNING ACTIVITIES OF INSURER MEMBERS OF A HOLDING COMPANY GROUP  
PART 1 – ORGANIZATIONAL CHART

ALL SUBSIDIARIES 100% OWNED AND LLC'S ARE CONTROLLED BY MEMBERS UNLESS OTHERWISE NOTED

BCBSA Licensee
Regulated Insurance Company
Regulated BCBSA Licensee



SCHEDULE Y – INFORMATION CONCERNING ACTIVITIES OF INSURER MEMBERS OF A HOLDING COMPANY GROUP

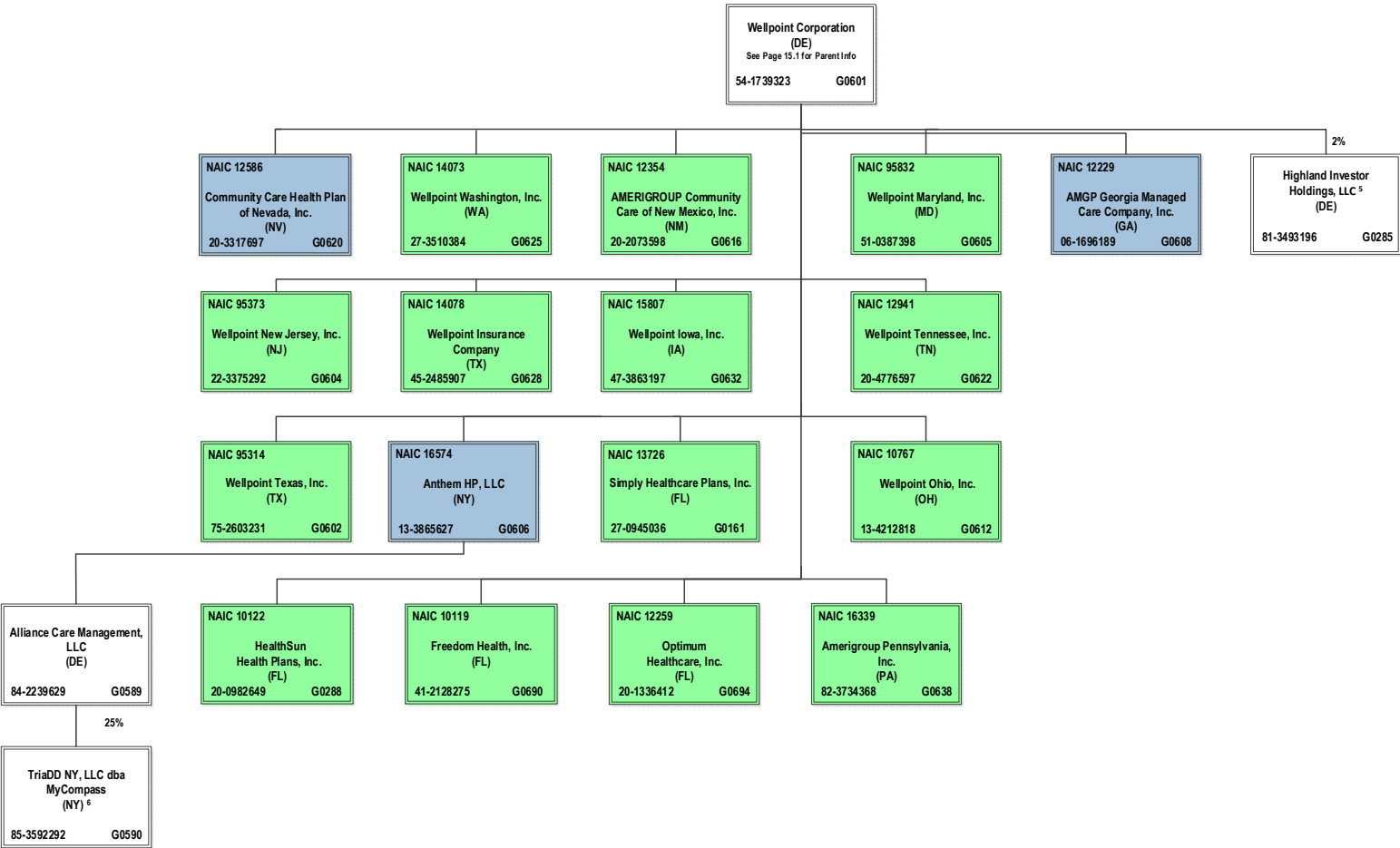
PART 1 – ORGANIZATIONAL CHART

ALL SUBSIDIARIES 100% OWNED AND LLC'S ARE CONTROLLED BY MEMBERS UNLESS OTHERWISE NOTED

BCBSA Licensee

Regulated Insurance Company

Regulated BCBSA Licensee



<sup>5</sup> Wellpoint Corporation holds a 2% interest in Highland Investor Holdings, LLC, and ATH Holding Company, LLC holds the remaining 98% interest.

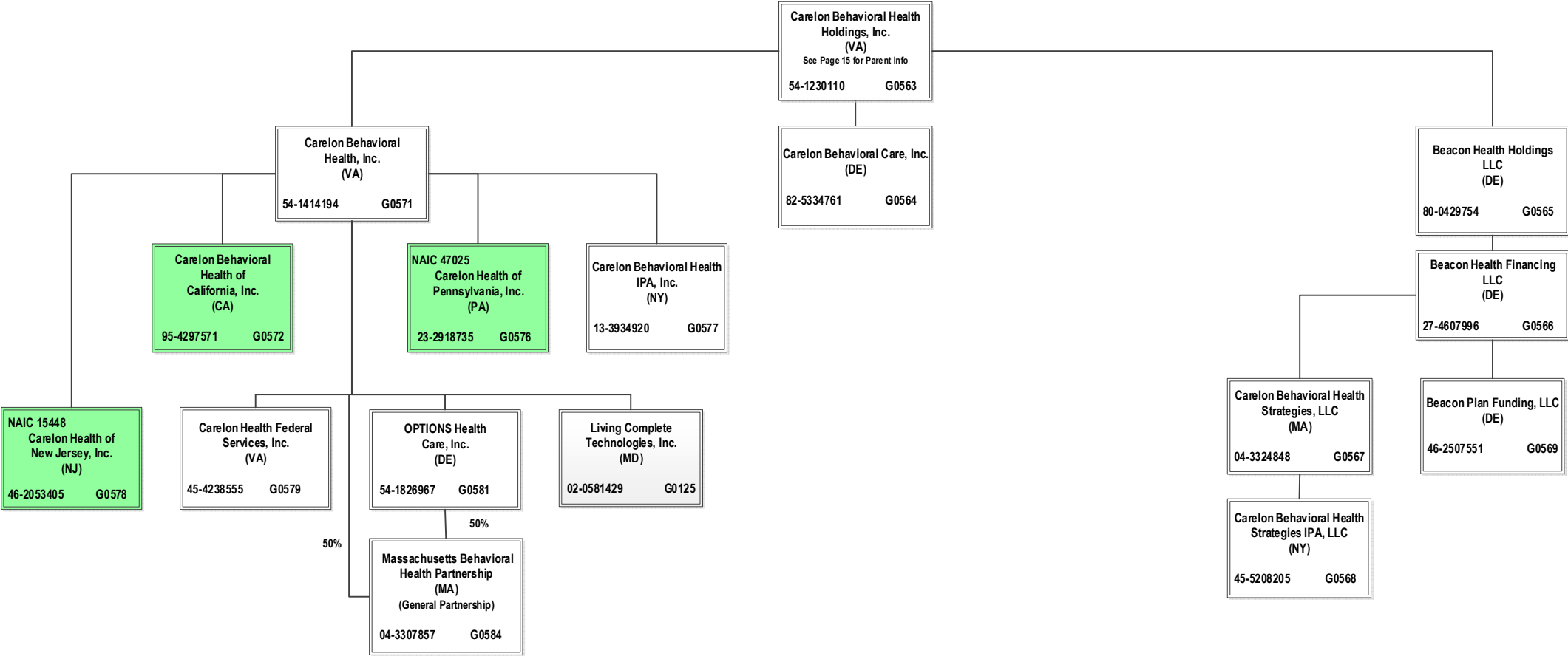
<sup>6</sup> TriaDD NY, LLC dba MyCompass is 25% owned by Alliance Care Management, LLC and the remaining 75% interest is owned by unaffiliated investors.



SCHEDULE Y – INFORMATION CONCERNING ACTIVITIES OF INSURER MEMBERS OF A HOLDING COMPANY GROUP  
PART 1 – ORGANIZATIONAL CHART

ALL SUBSIDIARIES 100% OWNED AND LLC’S ARE CONTROLLED BY MEMBERS UNLESS OTHERWISE NOTED

BCBSA Licensee
Regulated Insurance Company
Regulated BCBSA Licensee



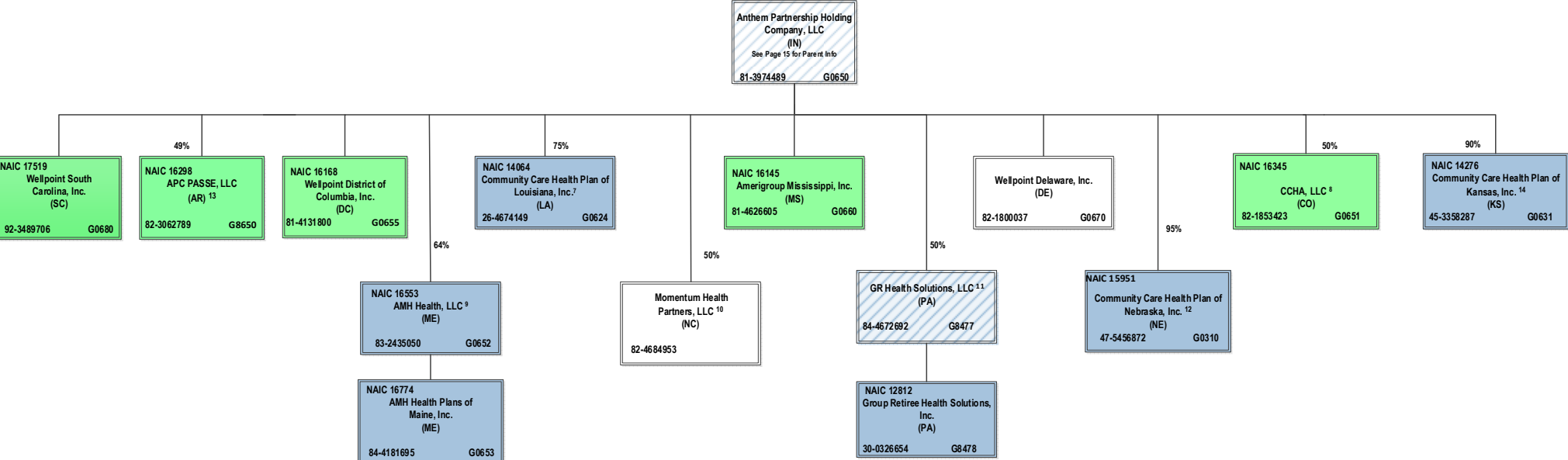
SCHEDULE Y – INFORMATION CONCERNING ACTIVITIES OF INSURER MEMBERS OF A HOLDING COMPANY GROUP  
PART 1 – ORGANIZATIONAL CHART

ALL SUBSIDIARIES 100% OWNED AND LLC'S ARE CONTROLLED BY MEMBERS UNLESS OTHERWISE NOTED

BCBSA Licensee

Regulated Insurance Company

Regulated BCBSA Licensee



<sup>7</sup> Community Care Health Plan of Louisiana, Inc. is a joint venture 75% owned by Anthem Partnership Holding Company, LLC and 25% owned by Louisiana Health Service & Indemnity Company d/b/a Blue Cross and Blue Shield of Louisiana (non-affiliate)

<sup>8</sup> CCHA, LLC is a joint venture 50% owned by Anthem Partnership Holding Company, LLC and 50% owned by Colorado Community Health Alliance, LLC (non-affiliate)

<sup>9</sup> AMH Health, LLC is a joint venture 36% owned by MaineHealth (non-affiliate) and 64% owned by Anthem Partnership Holding Company, LLC

<sup>10</sup> Momentum Health Partners, LLC is a joint venture 50% owned by Anthem Partnership Holding Company, LLC and 50% owned by Blue Cross and Blue Shield of North Carolina (non-affiliate)

<sup>11</sup> GR Health Solutions, LLC is a joint venture 50% owned by Anthem Partnership Holding Company, LLC and 50% owned by Independence Blue Cross, LLC (non-affiliate)

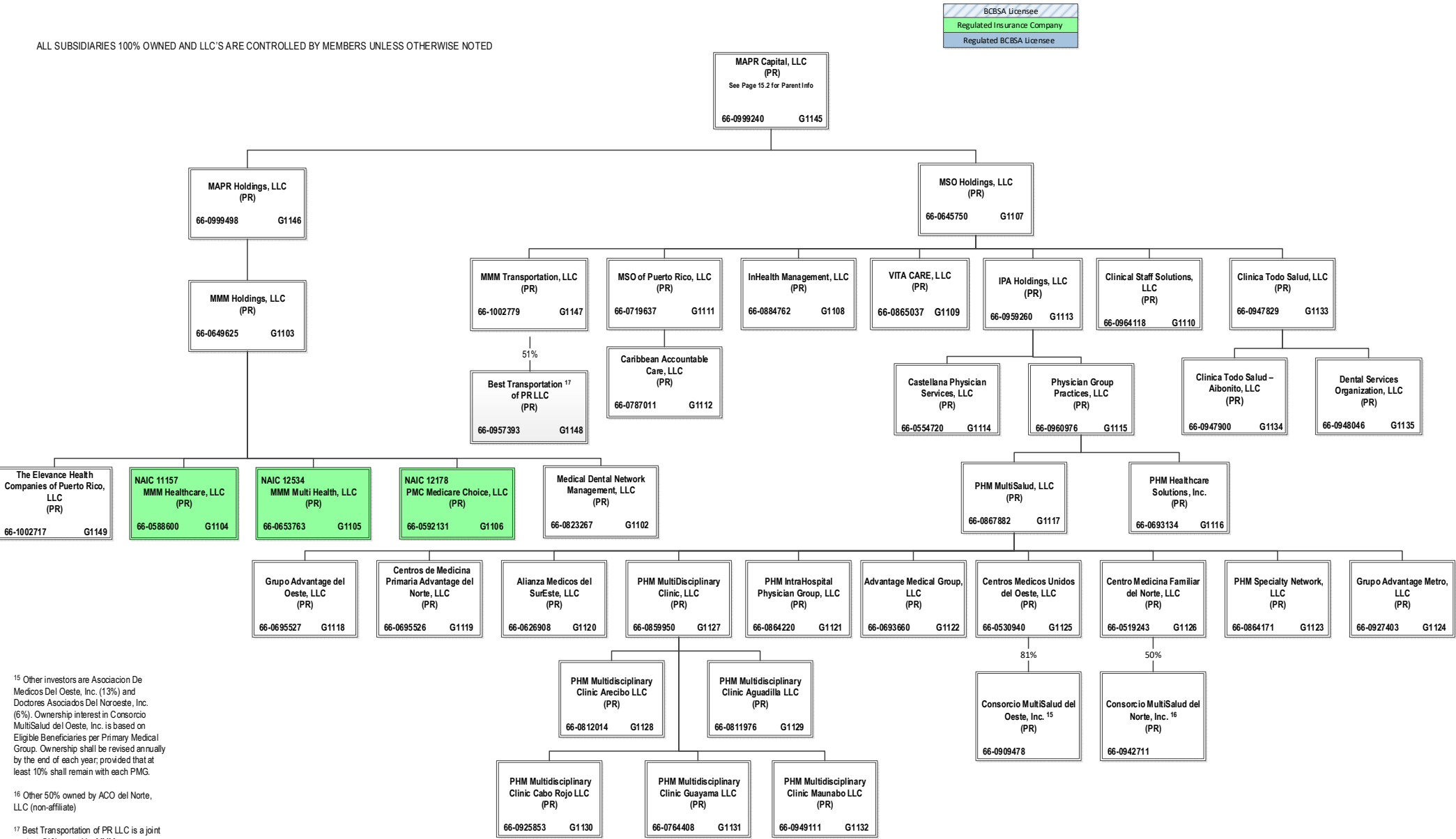
<sup>12</sup> Community Care Health Plan of Nebraska, Inc. is a joint venture 95% owned by Anthem Partnership Holding Company, LLC and 5% owned by Blue Cross and Blue Shield of Nebraska, Inc. (non-affiliate).

<sup>13</sup> APC PASSE, LLC (regulated entity) is a joint venture 49% owned by Anthem Partnership Holding Company, LLC and 51% owned by Arkansas Provider Coalition, LLC (non-affiliate).

<sup>14</sup> Community Care Health Plan of Kansas, Inc. is a joint venture 90% owned by Anthem Partnership Holding Company, LLC, 5% owned by Blue Cross and Blue Shield of Kansas (non-affiliate) and 5% owned by Blue Cross and Blue Shield of Kansas City (non-affiliate).

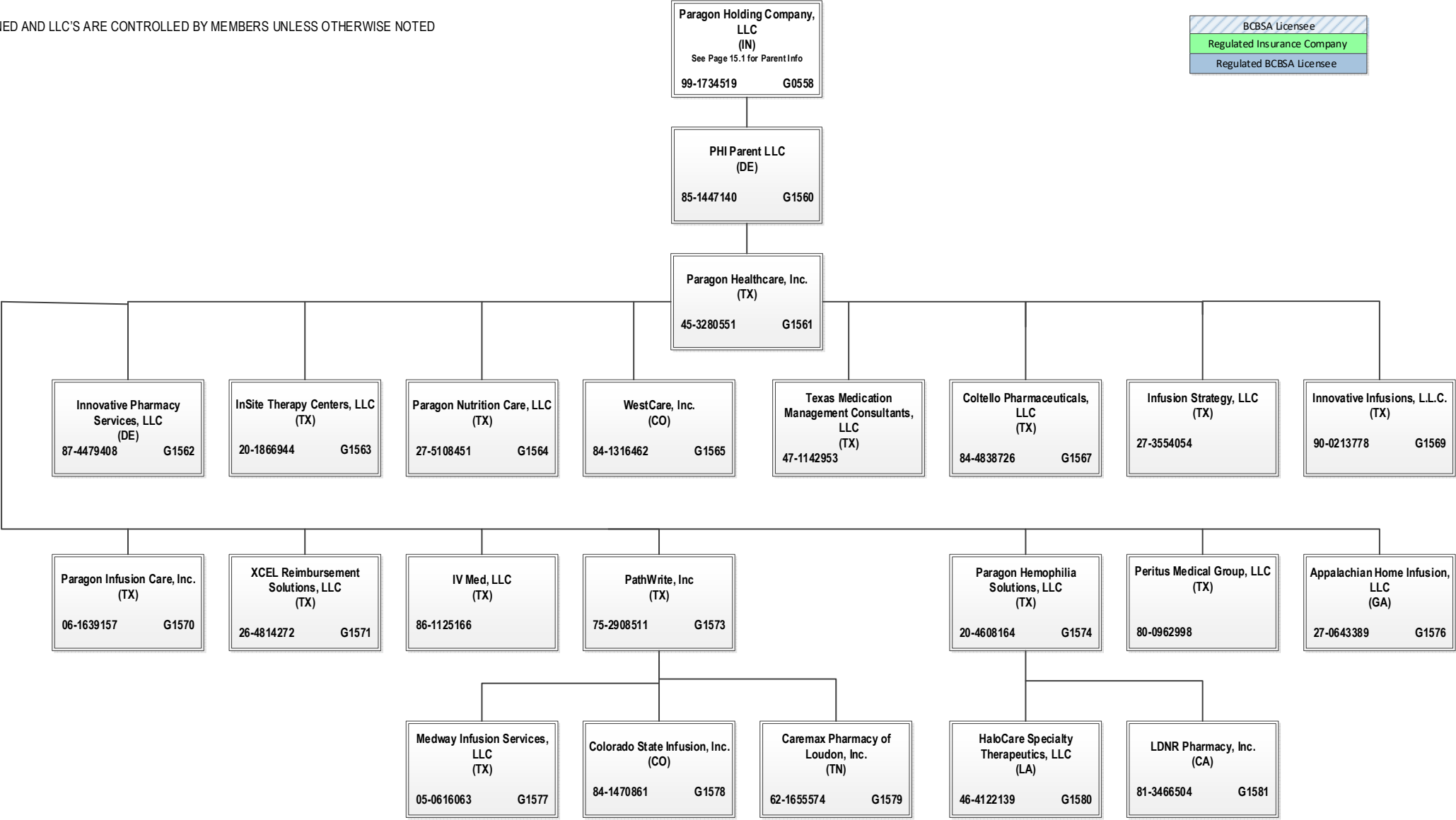
SCHEDULE Y – INFORMATION CONCERNING ACTIVITIES OF INSURER MEMBERS OF A HOLDING COMPANY GROUP

PART 1 – ORGANIZATIONAL CHART



SCHEDULE Y – INFORMATION CONCERNING ACTIVITIES OF INSURER MEMBERS OF A HOLDING COMPANY GROUP  
PART 1 – ORGANIZATIONAL CHART

ALL SUBSIDIARIES 100% OWNED AND LLC'S ARE CONTROLLED BY MEMBERS UNLESS OTHERWISE NOTED



STATEMENT AS OF JUNE 30, 2024 OF THE Wellpoint Ohio, Inc.

SCHEDULE Y  
PART 1A - DETAIL OF INSURANCE HOLDING COMPANY SYSTEM

1	2	3	4	5	6	7	8	9	10	11	12	13	14	15	16
Group Code	Group Name	NAIC Company Code	ID Number	Federal RSSD	CIK	Name of Securities Exchange if Publicly Traded (U.S. or International)	Names of Parent, Subsidiaries Or Affiliates	Domi-ciliary Location	Relation-ship to Reporting Entity	Directly Controlled by (Name of Entity/Person)	Type of Control (Ownership, Board, Management, Attorney-in-Fact, Influence, Other)	If Control is Ownership Provide Per-centage	Ultimate Controlling Entity(ies)/Person(s)	Is an SCA Filing Re-quired? (Yes/No)	*
. 0671 ...	Elevance Health, Inc. ....	.....	66-0693660 ..	.....	0001156039 ..	.....	Advantage Medical Group, LLC .....	.. PR.....	.. NIA.....	PHM MultiSalud, LLC .....	Ownership.....	100.000 ...	Elevance Health, Inc. ....	... NO.....	.....
. 0671 ...	Elevance Health, Inc. ....	.....	66-0626908 ..	.....	0001156039 ..	.....	Alianza Medicos del SurEste, LLC .....	.. PR.....	.. NIA.....	PHM MultiSalud, LLC .....	Ownership.....	100.000 ...	Elevance Health, Inc. ....	... NO.....	.....
. 0671 ...	Elevance Health, Inc. ....	.....	84-2239629 ..	.....	0001156039 ..	.....	Alliance Care Management, LLC .....	.. DE.....	.. NIA.....	Anthem HP, LLC .....	Ownership.....	100.000 ...	Elevance Health, Inc. ....	... NO.....	.....
							AMERI GROUP Community Care of New Mexico, Inc. ....								
. 0671 ...	Elevance Health, Inc. ....	12354 ..	20-2073598 ..	.....	0001156039 ..	.....		.. NM.....	.. IA.....	Wellpoint Corporation .....	Ownership.....	100.000 ...	Elevance Health, Inc. ....	... NO.....	.....
. 0671 ...	Elevance Health, Inc. ....	16145 ..	81-4626605 ..	.....	0001156039 ..	.....	Amerigroup Mississippi, Inc. ....	.. MS.....	.. IA.....	Anthem Partnership Holding Company, LLC ...	Ownership.....	100.000 ...	Elevance Health, Inc. ....	... NO.....	.....
. 0671 ...	Elevance Health, Inc. ....	.....	82-3734368 ..	.....	0001156039 ..	.....	Amerigroup Pennsylvania, Inc. ....	.. PA.....	.. IA.....	Wellpoint Corporation .....	Ownership.....	100.000 ...	Elevance Health, Inc. ....	... NO.....	.....
. 0671 ...	Elevance Health, Inc. ....	12229 ..	06-1696189 ..	.....	0001156039 ..	.....	AMGP Georgia Managed Care Company, Inc. ....	.. GA.....	.. IA.....	Wellpoint Corporation .....	Ownership.....	100.000 ...	Elevance Health, Inc. ....	... NO.....	.....
. 0671 ...	Elevance Health, Inc. ....	16774 ..	84-4181695 ..	.....	0001156039 ..	.....	AMH Health Plans of Maine, Inc. ....	.. ME.....	.. IA.....	AMH Health, LLC .....	Ownership.....	100.000 ...	Elevance Health, Inc. ....	... NO.....	.....
. 0671 ...	Elevance Health, Inc. ....	16553 ..	83-2435050 ..	.....	0001156039 ..	.....	AMH Health, LLC .....	.. ME.....	.. IA.....	Anthem Partnership Holding Company, LLC ...	Ownership.....	64.000 ...	Elevance Health, Inc. ....	... NO.....	0104 ...
. 0671 ...	Elevance Health, Inc. ....	.....	13-3934328 ..	.....	0001156039 ..	.....	Anthem Benefits Agency, Inc. ....	.. NY.....	.. NIA.....	WellPoint Holding Corp .....	Ownership.....	100.000 ...	Elevance Health, Inc. ....	... NO.....	.....
							Anthem Blue Cross Life and Health Insurance Company .....	.. CA.....	.. IA.....	WellPoint California Services, Inc. ....	Ownership.....	100.000 ...	Elevance Health, Inc. ....	... NO.....	.....
. 0671 ...	Elevance Health, Inc. ....	62825 ..	95-4331852 ..	.....	0001156039 ..	.....	Anthem Financial, Inc. ....	.. DE.....	.. NIA.....	Associated Group, Inc. ....	Ownership.....	100.000 ...	Elevance Health, Inc. ....	... NO.....	.....
. 0671 ...	Elevance Health, Inc. ....	95120 ..	61-1237516 ..	.....	0001156039 ..	.....	Anthem Health Plans of Kentucky, Inc. ....	.. KY.....	.. IA.....	ATH Holding Company, LLC .....	Ownership.....	100.000 ...	Elevance Health, Inc. ....	... NO.....	.....
. 0671 ...	Elevance Health, Inc. ....	52618 ..	31-1705652 ..	.....	0001156039 ..	.....	Anthem Health Plans of Maine, Inc. ....	.. ME.....	.. IA.....	ATH Holding Company, LLC .....	Ownership.....	100.000 ...	Elevance Health, Inc. ....	... NO.....	.....
. 0671 ...	Elevance Health, Inc. ....	53759 ..	02-0510530 ..	.....	0001156039 ..	.....	Anthem Health Plans of New Hampshire, Inc. ....	.. NH.....	.. IA.....	ATH Holding Company, LLC .....	Ownership.....	100.000 ...	Elevance Health, Inc. ....	... NO.....	.....
. 0671 ...	Elevance Health, Inc. ....	71835 ..	54-0357120 ..	40003317 ...	0001156039 ..	.....	Anthem Health Plans of Virginia, Inc. ....	.. VA.....	.. IA.....	Anthem Southeast, Inc. ....	Ownership.....	100.000 ...	Elevance Health, Inc. ....	... NO.....	.....
. 0671 ...	Elevance Health, Inc. ....	60217 ..	06-1475928 ..	.....	0001156039 ..	.....	Anthem Health Plans, Inc. ....	.. CT.....	.. IA.....	ATH Holding Company, LLC .....	Ownership.....	100.000 ...	Elevance Health, Inc. ....	... NO.....	.....
. 0671 ...	Elevance Health, Inc. ....	55093 ..	23-7391136 ..	.....	0001156039 ..	.....	Anthem HealthChoice Assurance, Inc. ....	.. NY.....	.. IA.....	WellPoint Holding Corp .....	Ownership.....	100.000 ...	Elevance Health, Inc. ....	... NO.....	.....
. 0671 ...	Elevance Health, Inc. ....	95433 ..	13-3874803 ..	.....	0001156039 ..	.....	Anthem HealthChoice HMO, Inc. ....	.. NY.....	.. IA.....	Empire HealthChoice Assurance, Inc. ....	Ownership.....	100.000 ...	Elevance Health, Inc. ....	... NO.....	.....
. 0671 ...	Elevance Health, Inc. ....	.....	61-1459939 ..	.....	0001156039 ..	.....	Anthem Holding Corp. ....	.. IN.....	.. NIA.....	Elevance Health, Inc. ....	Ownership.....	100.000 ...	Elevance Health, Inc. ....	... NO.....	.....
. 0671 ...	Elevance Health, Inc. ....	16574 ..	13-3865627 ..	.....	0001156039 ..	.....	Anthem HP, LLC .....	.. NY.....	.. IA.....	Wellpoint Corporation .....	Ownership.....	100.000 ...	Elevance Health, Inc. ....	... NO.....	0100 ...
. 0671 ...	Elevance Health, Inc. ....	28207 ..	35-0781558 ..	.....	0001156039 ..	.....	Anthem Insurance Companies, Inc. ....	.. IN.....	.. IA.....	Elevance Health, Inc. ....	Ownership.....	100.000 ...	Elevance Health, Inc. ....	... NO.....	.....
. 0671 ...	Elevance Health, Inc. ....	15543 ..	47-0992859 ..	.....	0001156039 ..	.....	Anthem Kentucky Managed Care Plan, Inc. ....	.. KY.....	.. IA.....	ATH Holding Company, LLC .....	Ownership.....	100.000 ...	Elevance Health, Inc. ....	... NO.....	.....
. 0671 ...	Elevance Health, Inc. ....	.....	81-3974489 ..	.....	0001156039 ..	.....	Anthem Partnership Holding Company, LLC ....	.. IN.....	.. NIA.....	Elevance Health, Inc. ....	Ownership.....	100.000 ...	Elevance Health, Inc. ....	... NO.....	.....
. 0671 ...	Elevance Health, Inc. ....	.....	32-0031791 ..	.....	0001156039 ..	.....	Anthem Southeast, Inc. ....	.. IN.....	.. NIA.....	Elevance Health, Inc. ....	Ownership.....	100.000 ...	Elevance Health, Inc. ....	... NO.....	.....
. 0671 ...	Elevance Health, Inc. ....	16298 ..	82-3062789 ..	.....	0001156039 ..	.....	APC Passe, LLC .....	.. AR.....	.. IA.....	Anthem Partnership Holding Company, LLC ...	Ownership.....	49.000 ...	Elevance Health, Inc. ....	... NO.....	0111 ...
. 0671 ...	Elevance Health, Inc. ....	.....	27-0643389 ..	.....	0001156039 ..	.....	Appalachian Home Infusion, LLC .....	.. GA.....	.. NIA.....	Paragon Healthcare, Inc. ....	Ownership.....	100.000 ...	Elevance Health, Inc. ....	... NO.....	.....
. 0671 ...	Elevance Health, Inc. ....	.....	87-4518697 ..	.....	0001156039 ..	.....	APR, LLC .....	.. IN.....	.. NIA.....	ATH Holding Company, LLC .....	Ownership.....	100.000 ...	Elevance Health, Inc. ....	... NO.....	.....
. 0671 ...	Elevance Health, Inc. ....	.....	95-4640529 ..	.....	0001156039 ..	.....	Arcus Enterprises, Inc. ....	.. DE.....	.. NIA.....	Anthem Holding Corp. ....	Ownership.....	100.000 ...	Elevance Health, Inc. ....	... NO.....	.....
. 0671 ...	Elevance Health, Inc. ....	.....	35-1292384 ..	.....	0001156039 ..	.....	Associated Group, Inc. ....	.. IN.....	.. NIA.....	Anthem Insurance Companies, Inc. ....	Ownership.....	100.000 ...	Elevance Health, Inc. ....	... NO.....	.....
. 0671 ...	Elevance Health, Inc. ....	.....	11-3713086 ..	.....	0001156039 ..	.....	ATH Holding Company, LLC .....	.. IN.....	.. UIP.....	Elevance Health, Inc. ....	Ownership.....	100.000 ...	Elevance Health, Inc. ....	... NO.....	.....
. 0671 ...	Elevance Health, Inc. ....	.....	35-2129194 ..	.....	0001156039 ..	.....	AUMSI UM Services, Inc. ....	.. IN.....	.. NIA.....	Wellpoint Specialty Services, Inc. ....	Ownership.....	100.000 ...	Elevance Health, Inc. ....	... NO.....	.....
. 0671 ...	Elevance Health, Inc. ....	.....	27-4607996 ..	.....	0001156039 ..	.....	Beacon Health Financing LLC .....	.. DE.....	.. NIA.....	Beacon Health Holdings, LLC .....	Ownership.....	100.000 ...	Elevance Health, Inc. ....	... NO.....	.....
. 0671 ...	Elevance Health, Inc. ....	.....	80-0429754 ..	.....	0001156039 ..	.....	Beacon Health Holdings, LLC .....	.. DE.....	.. NIA.....	Carelon Behavioral Health Holdings, Inc. .	Ownership.....	100.000 ...	Elevance Health, Inc. ....	... NO.....	.....
. 0671 ...	Elevance Health, Inc. ....	.....	46-2507551 ..	.....	0001156039 ..	.....	Beacon Plan Funding, LLC .....	.. DE.....	.. NIA.....	Beacon Health Financing LLC .....	Ownership.....	100.000 ...	Elevance Health, Inc. ....	... NO.....	.....
. 0671 ...	Elevance Health, Inc. ....	.....	66-0957393 ..	.....	0001156039 ..	.....	Best Transportation, LLC .....	.. PR.....	.. NIA.....	IMM Transportation, LLC .....	Ownership.....	51.000 ...	Elevance Health, Inc. ....	... NO.....	.....
. 0671 ...	Elevance Health, Inc. ....	.....	85-0609453 ..	.....	0001156039 ..	.....	BioPlus Parent, LLC .....	.. DE.....	.. NIA.....	Anthem Holding Company, LLC .....	Ownership.....	100.000 ...	Elevance Health, Inc. ....	... NO.....	.....
. 0671 ...	Elevance Health, Inc. ....	.....	59-2920860 ..	.....	0001156039 ..	.....	BioPlus Specialty Pharmacy Services, LLC ....	.. FL.....	.. NIA.....	BioPlus Parent, LLC .....	Ownership.....	100.000 ...	Elevance Health, Inc. ....	... NO.....	.....
							Blue Cross Blue Shield Healthcare Plan of Georgia, Inc. ....	.. GA.....	.. IA.....	Cerulean Companies, Inc. ....	Ownership.....	100.000 ...	Elevance Health, Inc. ....	... NO.....	.....
. 0671 ...	Elevance Health, Inc. ....	96962 ..	58-1638390 ..	.....	0001156039 ..	.....	Blue Cross Blue Shield of Wisconsin .....	.. WI.....	.. IA.....	Crossroads Acquisition Corp. ....	Ownership.....	100.000 ...	Elevance Health, Inc. ....	... NO.....	.....
. 0671 ...	Elevance Health, Inc. ....	54003 ..	39-0138065 ..	.....	0001156039 ..	.....	Blue Cross of California .....	.. CA.....	.. IA.....	WellPoint California Services, Inc. ....	Ownership.....	100.000 ...	Elevance Health, Inc. ....	... NO.....	0100 ...
							Blue Cross of California Partnership Plan, Inc. ....	.. CA.....	.. IA.....	Blue Cross of California .....	Ownership.....	100.000 ...	Elevance Health, Inc. ....	... NO.....	0100 ...
. 0671 ...	Elevance Health, Inc. ....	.....	20-2994048 ..	.....	0001156039 ..	.....	Carelon Behavioral Care, Inc. ....	.. DE.....	.. NIA.....	Carelon Behavioral Health Holdings, Inc. .	Ownership.....	100.000 ...	Elevance Health, Inc. ....	... NO.....	.....
. 0671 ...	Elevance Health, Inc. ....	.....	82-5334761 ..	.....	0001156039 ..	.....	Carelon Behavioral Health IPA, Inc. ....	.. NY.....	.. NIA.....	Carelon Behavioral Health, Inc. ....	Ownership.....	100.000 ...	Elevance Health, Inc. ....	... NO.....	.....
. 0671 ...	Elevance Health, Inc. ....	.....	13-39324920 ..	.....	0001156039 ..	.....	Carelon Behavioral Health of California, Inc. ....	.. CA.....	.. IA.....	Carelon Behavioral Health, Inc. ....	Ownership.....	100.000 ...	Elevance Health, Inc. ....	... NO.....	0100 ...

SCHEDULE Y  
PART 1A - DETAIL OF INSURANCE HOLDING COMPANY SYSTEM

1	2	3	4	5	6	7	8	9	10	11	12	13	14	15	16
Group Code	Group Name	NAIC Company Code	ID Number	Federal RSSD	CIK	Name of Securities Exchange if Publicly Traded (U.S. or International)	Names of Parent, Subsidiaries Or Affiliates	Domi-ciliary Location	Relation-ship to Reporting Entity	Directly Controlled by (Name of Entity/Person)	Type of Control (Ownership, Board, Management, Attorney-in-Fact, Influence, Other)	If Control is Ownership Provide Percen-tage	Ultimate Controlling Entity(ies)/Person(s)	Is an SCA Filing Re-quired? (Yes/No)	*
. 0671 ...	Elevance Health, Inc. ....	.....	54-1230110 ..	.....	0001156039 ..	.....	Carelon Behavioral Health Holdings, Inc. .... Carelon Behavioral Health Strategies IPA, LLC .....	.. VA.....	..... NIA.....	Carelon Holdings, Inc. ....	Ownership.....	100.000 ...	Elevance Health, Inc. ....	... NO.....	.....
. 0671 ...	Elevance Health, Inc. ....	.....	45-5208205 ..	.....	0001156039 ..	.....	.....	.. NY.....	..... NIA.....	Carelon Behavioral Health Strategies, LLC .....	Ownership.....	100.000 ...	Elevance Health, Inc. ....	... NO.....	.....
. 0671 ...	Elevance Health, Inc. ....	.....	04-3324848 ..	.....	0001156039 ..	.....	Carelon Behavioral Health Strategies, LLC ...	.. MA.....	..... NIA.....	Beacon Health Financing LLC .....	Ownership.....	100.000 ...	Elevance Health, Inc. ....	... NO.....	.....
. 0671 ...	Elevance Health, Inc. ....	.....	54-1414194 ..	.....	0001156039 ..	.....	Carelon Behavioral Health, Inc. ....	.. VA.....	..... NIA.....	Carelon Behavioral Health Holdings, Inc. .	Ownership.....	100.000 ...	Elevance Health, Inc. ....	... NO.....	.....
. 0671 ...	Elevance Health, Inc. ....	.....	98-1492098 ..	.....	0001156039 ..	.....	Carelon Digital Platforms Israel Ltd. ....	.. ISR.....	..... NIA.....	Carelon Holdings I, Inc. ....	Ownership.....	100.000 ...	Elevance Health, Inc. ....	... NO.....	.....
. 0671 ...	Elevance Health, Inc. ....	.....	84-1782311 ..	.....	0001156039 ..	.....	Carelon Digital Platforms, Inc. ....	.. IN.....	..... NIA.....	ATH Holding Company, LLC .....	Ownership.....	100.000 ...	Elevance Health, Inc. ....	... NO.....	.....
. 0671 ...	Elevance Health, Inc. ....	.....	46-0613946 ..	.....	0001156039 ..	.....	Carelon Employment Company, LLC. ....	.. IN.....	..... NIA.....	The Elevance Health Companies, Inc. ....	Ownership.....	100.000 ...	Elevance Health, Inc. ....	... NO.....	.....
. 0671 ...	Elevance Health, Inc. ....	.....	98-1397080 ..	.....	0001156039 ..	.....	Carelon Global Solutions India LLP .....	.. IN.....	..... NIA.....	Carelon Holdings I, Inc. ....	Ownership.....	99.000 ...	Elevance Health, Inc. ....	... NO.....	.....
. 0671 ...	Elevance Health, Inc. ....	.....	98-1397080 ..	.....	0001156039 ..	.....	Carelon Global Solutions India LLP .....	.. IN.....	..... NIA.....	Carelon Holdings II, LLC .....	Ownership.....	1.000 ...	Elevance Health, Inc. ....	... NO.....	.....
. 0671 ...	Elevance Health, Inc. ....	.....	.....	.....	0001156039 ..	.....	Carelon Global Solutions Ireland Limited .....	.. IRL.....	..... NIA.....	Carelon Holdings I, Inc. ....	Ownership.....	100.000 ...	Elevance Health, Inc. ....	... NO.....	.....
. 0671 ...	Elevance Health, Inc. ....	.....	98-1490582 ..	.....	0001156039 ..	.....	Carelon Global Solutions Philippines, Inc. .... Carelon Global Solutions Puerto Rico, L.L.C. ....	.. PHL.....	..... NIA.....	Carelon Holdings I, Inc. ....	Ownership.....	100.000 ...	Elevance Health, Inc. ....	... NO.....	.....
. 0671 ...	Elevance Health, Inc. ....	.....	66-0976533 ..	.....	0001156039 ..	.....	.....	.. PR.....	..... NIA.....	Carelon Holdings I, Inc. ....	Ownership.....	100.000 ...	Elevance Health, Inc. ....	... NO.....	.....
. 0671 ...	Elevance Health, Inc. ....	.....	87-2164713 ..	.....	0001156039 ..	.....	Carelon Global Solutions U.S., Inc. ....	.. IN.....	..... NIA.....	Carelon Holdings I, Inc. ....	Ownership.....	100.000 ...	Elevance Health, Inc. ....	... NO.....	.....
. 0671 ...	Elevance Health, Inc. ....	.....	45-4238555 ..	.....	0001156039 ..	.....	Carelon Health Federal Services, Inc. ....	.. VA.....	..... NIA.....	Carelon Behavioral Health, Inc. ....	Ownership.....	100.000 ...	Elevance Health, Inc. ....	... NO.....	.....
. 0671 ...	Elevance Health, Inc. ....	.....	.....	.....	0001156039 ..	.....	Carelon Health, Inc. ....	.. IN.....	..... NIA.....	Carelon Holdings, Inc. ....	Ownership.....	100.000 ...	Elevance Health, Inc. ....	... NO.....	.....
. 0671 ...	Elevance Health, Inc. ....	.....	86-2365191 ..	.....	0001156039 ..	.....	Carelon Health IPA of New York, Inc. ....	.. NY.....	..... NIA.....	Carelon Management Services, Inc. ....	Ownership.....	100.000 ...	Elevance Health, Inc. ....	... NO.....	.....
. 0671 ...	Elevance Health, Inc. ....	.....	95-4694706 ..	.....	0001156039 ..	.....	Carelon Health of California, Inc. ....	.. CA.....	..... IA.....	Carelon Management Services, Inc. ....	Ownership.....	100.000 ...	Elevance Health, Inc. ....	... NO.....	0100
. 0671 ...	Elevance Health, Inc. ....	..... 15448	46-2053405 ..	.....	0001156039 ..	.....	Carelon Health of New Jersey, Inc. ....	.. NJ.....	..... IA.....	Carelon Behavioral Health, Inc. ....	Ownership.....	100.000 ...	Elevance Health, Inc. ....	... NO.....	.....
. 0671 ...	Elevance Health, Inc. ....	..... 47025	23-2918735 ..	.....	0001156039 ..	.....	Carelon Health of Pennsylvania, Inc. ....	.. PA.....	..... IA.....	Carelon Behavioral Health, Inc. ....	Ownership.....	100.000 ...	Elevance Health, Inc. ....	... NO.....	.....
. 0671 ...	Elevance Health, Inc. ....	.....	81-4603181 ..	.....	0001156039 ..	.....	Carelon Health of Texas .....	.. TX.....	..... NIA.....	Carelon Medical Benefits Management, Inc. ....	Ownership.....	100.000 ...	Elevance Health, Inc. ....	... NO.....	.....
. 0671 ...	Elevance Health, Inc. ....	.....	32-0373216 ..	.....	0001156039 ..	.....	Carelon Health of Virginia, LLC .....	.. IN.....	..... NIA.....	Carelon Management Services, Inc. ....	Ownership.....	100.000 ...	Elevance Health, Inc. ....	... NO.....	.....
. 0671 ...	Elevance Health, Inc. ....	..... 13562	38-3795280 ..	.....	0001156039 ..	.....	Carelon Health of Arizona, Inc. ....	.. AZ.....	..... IA.....	Carelon Management Services, Inc. ....	Ownership.....	100.000 ...	Elevance Health, Inc. ....	... NO.....	.....
. 0671 ...	Elevance Health, Inc. ....	..... 13605	26-4001602 ..	.....	0001156039 ..	.....	Carelon Health of Nevada, Inc. ....	.. NV.....	..... IA.....	Carelon Management Services, Inc. ....	Ownership.....	100.000 ...	Elevance Health, Inc. ....	... NO.....	.....
. 0671 ...	Elevance Health, Inc. ....	.....	54-1237939 ..	.....	0001156039 ..	.....	Carelon Health Solutions, Inc. ....	.. VA.....	..... NIA.....	Southeast Services, Inc. ....	Ownership.....	100.000 ...	Elevance Health, Inc. ....	... NO.....	.....
. 0671 ...	Elevance Health, Inc. ....	.....	82-3030791 ..	.....	0001156039 ..	.....	Carelon Holdings I, Inc. ....	.. IN.....	..... NIA.....	Elevance Health, Inc. ....	Ownership.....	100.000 ...	Elevance Health, Inc. ....	... NO.....	.....
. 0671 ...	Elevance Health, Inc. ....	.....	82-3031178 ..	.....	0001156039 ..	.....	Carelon Holdings II, LLC .....	.. IN.....	..... NIA.....	Carelon Holdings I, Inc. ....	Ownership.....	100.000 ...	Elevance Health, Inc. ....	... NO.....	.....
. 0671 ...	Elevance Health, Inc. ....	.....	82-3027094 ..	.....	0001156039 ..	.....	Carelon Holdings, Inc. ....	.. IN.....	..... NIA.....	Elevance Health, Inc. ....	Ownership.....	100.000 ...	Elevance Health, Inc. ....	... NO.....	.....
. 0671 ...	Elevance Health, Inc. ....	.....	85-0541810 ..	.....	0001156039 ..	.....	Carelon Insights IPA of New York, LLC .....	.. NY.....	..... NIA.....	Carelon Medical Benefits Management, Inc. ....	Ownership.....	100.000 ...	Elevance Health, Inc. ....	... NO.....	.....
. 0671 ...	Elevance Health, Inc. ....	.....	82-3300542 ..	.....	0001156039 ..	.....	Carelon Insights, Inc. ....	.. IN.....	..... NIA.....	Carelon Holdings, Inc. ....	Ownership.....	100.000 ...	Elevance Health, Inc. ....	... NO.....	.....
. 0671 ...	Elevance Health, Inc. ....	.....	20-2076421 ..	.....	0001156039 ..	.....	Carelon Management Services, Inc. ....	.. CA.....	..... NIA.....	Carelon Holdings, Inc. ....	Ownership.....	100.000 ...	Elevance Health, Inc. ....	... NO.....	.....
. 0671 ...	Elevance Health, Inc. ....	.....	36-3692630 ..	.....	0001156039 ..	.....	Carelon Medical Benefits Management, Inc. ...	.. IL.....	..... NIA.....	Carelon Insights, Inc. ....	Ownership.....	100.000 ...	Elevance Health, Inc. ....	... NO.....	.....
. 0671 ...	Elevance Health, Inc. ....	.....	90-1057454 ..	.....	0001156039 ..	.....	Carelon Palliative Care, Inc. ....	.. DE.....	..... NIA.....	Nash Holding Company, LLC .....	Ownership.....	100.000 ...	Elevance Health, Inc. ....	... NO.....	.....
. 0671 ...	Elevance Health, Inc. ....	.....	51-0365660 ..	.....	0001156039 ..	.....	Carelon Research, Inc. ....	.. DE.....	..... NIA.....	Arcus Enterprises, Inc. ....	Ownership.....	100.000 ...	Elevance Health, Inc. ....	... NO.....	.....
. 0671 ...	Elevance Health, Inc. ....	.....	39-2013971 ..	.....	0001156039 ..	.....	Carelon Subrogation, LLC .....	.. WI.....	..... NIA.....	Compcare Health Services Insurance Corporation .....	Ownership.....	100.000 ...	Elevance Health, Inc. ....	... NO.....	.....
. 0671 ...	Elevance Health, Inc. ....	.....	47-3025203 ..	.....	0001156039 ..	.....	CarelonRx Pharmacy, Inc. ....	.. DE.....	..... NIA.....	CarelonRx, Inc. ....	Ownership.....	100.000 ...	Elevance Health, Inc. ....	... NO.....	.....
. 0671 ...	Elevance Health, Inc. ....	.....	82-3062245 ..	.....	0001156039 ..	.....	CarelonRx, Inc. ....	.. IN.....	..... NIA.....	Carelon Holdings, Inc. ....	Ownership.....	100.000 ...	Elevance Health, Inc. ....	... NO.....	.....
. 0671 ...	Elevance Health, Inc. ....	.....	62-1655574 ..	.....	0001156039 ..	.....	Caremax Pharmacy of Loudon, Inc. ....	.. TN.....	..... NIA.....	PathWrite, Inc. ....	Ownership.....	100.000 ...	Elevance Health, Inc. ....	... NO.....	.....
. 0671 ...	Elevance Health, Inc. ....	.....	92-0997812 ..	.....	0001156039 ..	.....	Caremore Health of Arizona, Inc. ....	.. AZ.....	..... NIA.....	Carelon Management Services, Inc. ....	Ownership.....	100.000 ...	Elevance Health, Inc. ....	... NO.....	.....
. 0671 ...	Elevance Health, Inc. ....	.....	27-1625392 ..	.....	0001156039 ..	.....	CareMore Health Plan of Texas, Inc. ....	.. TX.....	..... NIA.....	Carelon Management Services, Inc. ....	Ownership.....	100.000 ...	Elevance Health, Inc. ....	... NO.....	.....
. 0671 ...	Elevance Health, Inc. ....	.....	66-0787011 ..	.....	0001156039 ..	.....	Caribbean Accountable Care, LLC .....	.. PR.....	..... NIA.....	MSO of Puerto Rico, LLC .....	Ownership.....	100.000 ...	Elevance Health, Inc. ....	... NO.....	.....
. 0671 ...	Elevance Health, Inc. ....	.....	66-0554720 ..	.....	0001156039 ..	.....	Castellana Physician Services, LLC .....	.. PR.....	..... NIA.....	IPA Holdings, LLC .....	Ownership.....	100.000 ...	Elevance Health, Inc. ....	... NO.....	.....
. 0671 ...	Elevance Health, Inc. ....	..... 16345	82-1853423 ..	.....	0001156039 ..	.....	CCHA, LLC .....	.. CO.....	..... IA.....	Anthem Partnership Holding Company, LLC ...	Ownership.....	50.000 ...	Elevance Health, Inc. ....	... NO.....	0101 ...
. 0671 ...	Elevance Health, Inc. ....	.....	66-0695526 ..	.....	0001156039 ..	.....	Centros de Medicina Primaria Advantage del Norte, LLC .....	.. PR.....	..... NIA.....	PHM MultiSalud, LLC .....	Ownership.....	100.000 ...	Elevance Health, Inc. ....	... NO.....	.....
. 0671 ...	Elevance Health, Inc. ....	.....	66-0519243 ..	.....	0001156039 ..	.....	Centros Medicina Familiar del Norte, LLC ....	.. PR.....	..... NIA.....	PHM MultiSalud, LLC .....	Ownership.....	100.000 ...	Elevance Health, Inc. ....	... NO.....	.....
. 0671 ...	Elevance Health, Inc. ....	.....	66-0530940 ..	.....	0001156039 ..	.....	Centros Medicos Unidos del Oeste, LLC .....	.. PR.....	..... NIA.....	PHM MultiSalud, LLC .....	Ownership.....	100.000 ...	Elevance Health, Inc. ....	... NO.....	.....

STATEMENT AS OF JUNE 30, 2024 OF THE Wellpoint Ohio, Inc.

SCHEDULE Y  
PART 1A - DETAIL OF INSURANCE HOLDING COMPANY SYSTEM

1	2	3	4	5	6	7	8	9	10	11	12	13	14	15	16
Group Code	Group Name	NAIC Company Code	ID Number	Federal RSSD	CIK	Name of Securities Exchange if Publicly Traded (U.S. or International)	Names of Parent, Subsidiaries Or Affiliates	Domi-ciliary Location	Relation-ship to Reporting Entity	Directly Controlled by (Name of Entity/Person)	Type of Control (Ownership, Board, Management, Attorney-in-Fact, Influence, Other)	If Control is Owner-ship Provide Percen-tage	Ultimate Controlling Entity(ies)/Person(s)	Is an SCA Filing Re-quired? (Yes/No)	*
.0671	Elevance Health, Inc.		58-2217138		0001156039		Cerulean Companies, Inc.	GA	NIA	Anthem Holding Corp.	Ownership	100.000	Elevance Health, Inc.	NO	
.0671	Elevance Health, Inc.		39-1413702		0001156039		Claim Management Services, Inc.	WI	NIA	Blue Cross Blue Shield of Wisconsin	Ownership	100.000	Elevance Health, Inc.	NO	
.0671	Elevance Health, Inc.		66-0947829		0001156039		Clinica Todo Salud, LLC	PR	NIA	MSO Holdings, LLC	Ownership	100.000	Elevance Health, Inc.	NO	
.0671	Elevance Health, Inc.		66-0947900		0001156039		Clinica Todo Salud-Aibonito, LLC	PR	NIA	Clinica Todo Salud, LLC	Ownership	100.000	Elevance Health, Inc.	NO	
.0671	Elevance Health, Inc.		66-0964118		0001156039		Clinical Staff Solutions, LLC	PR	NIA	MSO Holdings, LLC	Ownership	100.000	Elevance Health, Inc.	NO	
.0671	Elevance Health, Inc.		84-1470861		0001156039		Colorado State Infusion, Inc.	CO	NIA	PathWrite, Inc.	Ownership	100.000	Elevance Health, Inc.	NO	
.0671	Elevance Health, Inc.		84-4838726		0001156039		Coltello Pharmaceuticals, LLC	TX	NIA	Paragon Healthcare, Inc.	Ownership	100.000	Elevance Health, Inc.	NO	
.0671	Elevance Health, Inc.	14276	45-3358287		0001156039		Community Care Health Plan of Kansas, Inc.	KS	IA	Anthem Partnership Holding Company, LLC	Ownership	90.000	Elevance Health, Inc.	NO	0110
							Community Care Health Plan of Louisiana, Inc.								
.0671	Elevance Health, Inc.	14064	26-4674149		0001156039			LA	IA	Anthem Partnership Holding Company, LLC	Ownership	75.000	Elevance Health, Inc.	NO	0103
.0671	Elevance Health, Inc.	15951	47-5456872		0001156039		Community Care Health Plan of Nebraska, Inc.	NE	IA	Anthem Partnership Holding Company, LLC	Ownership	95.000	Elevance Health, Inc.	NO	0108
.0671	Elevance Health, Inc.	12586	20-3317697		0001156039		Community Care Health Plan of Nevada, Inc.	NV	IA	Wellpoint Corporation	Ownership	100.000	Elevance Health, Inc.	NO	
.0671	Elevance Health, Inc.	10345	31-1440175		0001156039		Community Insurance Company	OH	IA	ATH Holding Company, LLC	Ownership	100.000	Elevance Health, Inc.	NO	
							Compcare Health Services Insurance Corporation								
.0671	Elevance Health, Inc.	95693	39-1462554		0001156039			WI	IA	Blue Cross Blue Shield of Wisconsin	Ownership	100.000	Elevance Health, Inc.	NO	
.0671	Elevance Health, Inc.		66-0942711		0001156039		Consorcio MultiSalud del Norte, Inc.	PR	NIA	Centros Medicina Familiar del Norte, LLC	Ownership	50.000	Elevance Health, Inc.	NO	0107
.0671	Elevance Health, Inc.		66-0909478		0001156039		Consorcio MultiSalud del Oeste, Inc.	PR	NIA	Centros Medicos Unidos del Oeste, LLC	Ownership	77.000	Elevance Health, Inc.	NO	0102
.0671	Elevance Health, Inc.		20-0334650		0001156039		Crossroads Acquisition Corp.	DE	NIA	Anthem Holding Corp.	Ownership	100.000	Elevance Health, Inc.	NO	
.0671	Elevance Health, Inc.		41-1905556		0001156039		DeCare Analytics, LLC	IN	NIA	DeCare Dental, LLC	Ownership	100.000	Elevance Health, Inc.	NO	
.0671	Elevance Health, Inc.		02-0574609		0001156039		DeCare Dental Health International, LLC	IN	NIA	DeCare Dental, LLC	Ownership	100.000	Elevance Health, Inc.	NO	
.0671	Elevance Health, Inc.				0001156039		DeCare Dental Insurance Ireland, Ltd.	IRL	NIA	DeCare Dental, LLC	Ownership	100.000	Elevance Health, Inc.	NO	
.0671	Elevance Health, Inc.		73-1665525		0001156039		DeCare Dental Networks, LLC	IN	NIA	DeCare Dental, LLC	Ownership	100.000	Elevance Health, Inc.	NO	
.0671	Elevance Health, Inc.		01-0822645		0001156039		DeCare Dental, LLC	IN	NIA	Anthem Holding Corp.	Ownership	100.000	Elevance Health, Inc.	NO	
.0671	Elevance Health, Inc.				0001156039		DeCare Operations Ireland, Limited	IRL	NIA	DeCare Dental, LLC	Ownership	100.000	Elevance Health, Inc.	NO	
.0671	Elevance Health, Inc.		20-0660775		0001156039		Delivery Network, LLC	FL	NIA	Highland Acquisition Holdings, LLC	Ownership	100.000	Elevance Health, Inc.	NO	
.0671	Elevance Health, Inc.		66-0948046		0001156039		Dental Services Organization, LLC	PR	NIA	Clinica Todo Salud, LLC	Ownership	100.000	Elevance Health, Inc.	NO	
.0671	Elevance Health, Inc.		26-2544715		0001156039		Designated Agent Company, Inc.	KY	NIA	Anthem Health Plans of Kentucky, Inc.	Ownership	100.000	Elevance Health, Inc.	NO	
.0671	Elevance Health, Inc.		45-3666871		0001156039		Dogwood Pharmacy, LLC	FL	NIA	BioPlus Parent, LLC	Ownership	100.000	Elevance Health, Inc.	NO	
.0671	Elevance Health, Inc.		27-2844373		0001156039		EasyScripts Cutler Bay, LLC	FL	NIA	Highland Acquisition Holdings, LLC	Ownership	100.000	Elevance Health, Inc.	NO	
.0671	Elevance Health, Inc.		26-2974996		0001156039		EasyScripts Hialeah, LLC	FL	NIA	Highland Acquisition Holdings, LLC	Ownership	100.000	Elevance Health, Inc.	NO	
.0671	Elevance Health, Inc.		30-0478573		0001156039		EasyScripts LLC	FL	NIA	Highland Acquisition Holdings, LLC	Ownership	100.000	Elevance Health, Inc.	NO	
.0671	Elevance Health, Inc.		46-0613819		0001156039		EasyScripts Westchester, LLC	FL	NIA	Highland Acquisition Holdings, LLC	Ownership	100.000	Elevance Health, Inc.	NO	
							Elevance Health Information Technology Services, Inc.								
.0671	Elevance Health, Inc.		45-2736438		0001156039			CA	NIA	Blue Cross of California	Ownership	100.000	Elevance Health, Inc.	NO	
							New York Stock Exchange (NYSE)								
.0671	Elevance Health, Inc.		35-2145715		0001156039		Elevance Health, Inc.	IN	UIP				Elevance Health, Inc.	NO	
.0671	Elevance Health, Inc.		99-1735633		0001156039		ELV Holding Company 2, LLC	IN	NIA	ATH Holding Company, LLC	Ownership	100.000	Elevance Health, Inc.	NO	
.0671	Elevance Health, Inc.		93-3287081		0001156039		ELV Holding Company, LLC	IN	NIA	ATH Holding Company, LLC	Ownership	100.000	Elevance Health, Inc.	NO	
.0671	Elevance Health, Inc.		26-4286154		0001156039		Federal Government Solutions, LLC	WI	NIA	ATH Holding Company, LLC	Ownership	100.000	Elevance Health, Inc.	NO	
.0671	Elevance Health, Inc.	10119	41-2128275		0001156039		Freedom Health, Inc.	FL	IA	Wellpoint Corporation	Ownership	100.000	Elevance Health, Inc.	NO	
.0671	Elevance Health, Inc.				0001156039		Freedom SPV, Inc.	DE	NIA	ATH Holding Company, LLC	Ownership	100.000	Elevance Health, Inc.	NO	
.0671	Elevance Health, Inc.		95-2907752		0001156039		Golden West Health Plan, Inc.	CA	NIA	WellPoint California Services, Inc.	Ownership	100.000	Elevance Health, Inc.	NO	
.0671	Elevance Health, Inc.				0001156039		Government Healthcare Solutions LLC	DE	NIA	National Government Services, Inc.	Ownership	49.000	Elevance Health, Inc.	NO	0112
.0671	Elevance Health, Inc.		84-4672692		0001156039		GR Health Solutions LLC	PA	NIA	Anthem Partnership Holding Company, LLC	Ownership	50.000	Elevance Health, Inc.	NO	0106
.0671	Elevance Health, Inc.	12812	30-0326654		0001156039		Group Retiree Health Solutions, Inc.	PA	IA	GR Health Solutions LLC	Ownership	100.000	Elevance Health, Inc.	NO	
.0671	Elevance Health, Inc.		66-0695527		0001156039		Grupo Advantage del Oeste, LLC	PR	NIA	PHM MultiSalud, LLC	Ownership	100.000	Elevance Health, Inc.	NO	
.0671	Elevance Health, Inc.		66-0927403		0001156039		Grupo Advantage Metro, LLC	PR	NIA	PHM MultiSalud, LLC	Ownership	100.000	Elevance Health, Inc.	NO	
.0671	Elevance Health, Inc.		46-4122139		0001156039		HaloCare Specialty Therapeutics, LLC	LA	NIA	Paragon Hemophilia Solutions, Inc.	Ownership	100.000	Elevance Health, Inc.	NO	
.0671	Elevance Health, Inc.		36-3897701		0001156039		Health Ventures Partner, L.L.C.	IL	NIA	Wellpoint National Services, Inc.	Ownership	100.000	Elevance Health, Inc.	NO	

SCHEDULE Y  
PART 1A - DETAIL OF INSURANCE HOLDING COMPANY SYSTEM

1	2	3	4	5	6	7	8	9	10	11	12	13	14	15	16
Group Code	Group Name	NAIC Company Code	ID Number	Federal RSSD	CIK	Name of Securities Exchange if Publicly Traded (U.S. or International)	Names of Parent, Subsidiaries Or Affiliates	Domi-ciliary Location	Relation-ship to Reporting Entity	Directly Controlled by (Name of Entity/Person)	Type of Control (Ownership, Board, Management, Attorney-in-Fact, Influence, Other)	If Control is Ownership Provide Per-centage	Ultimate Controlling Entity(ies)/Person(s)	Is an SCA Filing Re-quired? (Yes/No)	*
. 0671 ...	Elevance Health, Inc. ....	.....	20-8188236 ..	.....	0001156039 ..	.....	Healthcare Subrogation Group, LLC .....	.. DE.....	.. NIA.....	Carelon Insights, Inc. ....	Ownership.....	100.000 ...	Elevance Health, Inc. ....	... NO.....	.....
. 0671 ...	Elevance Health, Inc. ....	95169 .....	54-1356687 ..	.....	0001156039 ..	.....	HealthKeepers, Inc. ....	.. VA.....	.. IA.....	Anthem Southeast, Inc. ....	Ownership.....	92.510 ...	Elevance Health, Inc. ....	... NO.....	.....
. 0671 ...	Elevance Health, Inc. ....	95169 .....	54-1356687 ..	.....	0001156039 ..	.....	HealthKeepers, Inc. ....	.. VA.....	.. IA.....	Wellpoint National Services, Inc. ....	Ownership.....	7.490 ...	Elevance Health, Inc. ....	... NO.....	.....
. 0671 ...	Elevance Health, Inc. ....	.....	43-1616135 ..	.....	0001156039 ..	.....	HealthLink Administrators, Inc. ....	.. MO.....	.. NIA.....	HealthLink, Inc. ....	Ownership.....	100.000 ...	Elevance Health, Inc. ....	... NO.....	.....
. 0671 ...	Elevance Health, Inc. ....	.....	43-1364135 ..	.....	0001156039 ..	.....	HealthLink, Inc. ....	.. IL.....	.. NIA.....	RightCHOICE Managed Care, Inc. ....	Ownership.....	100.000 ...	Elevance Health, Inc. ....	... NO.....	.....
. 0671 ...	Elevance Health, Inc. ....	10122 .....	20-0982649 ..	.....	0001156039 ..	.....	HealthSun Health Plans, Inc. ....	.. FL.....	.. IA.....	Wellpoint Corporation .....	Ownership.....	100.000 ...	Elevance Health, Inc. ....	... NO.....	.....
. 0671 ...	Elevance Health, Inc. ....	.....	46-3434016 ..	.....	0001156039 ..	.....	HealthSun Physicians Network I, LLC .....	.. FL.....	.. NIA.....	HealthSun Physicians Network, LLC .....	Ownership.....	100.000 ...	Elevance Health, Inc. ....	... NO.....	.....
. 0671 ...	Elevance Health, Inc. ....	.....	46-5250294 ..	.....	0001156039 ..	.....	HealthSun Physicians Network, LLC .....	.. FL.....	.. NIA.....	Delivery Network, LLC .....	Ownership.....	100.000 ...	Elevance Health, Inc. ....	... NO.....	.....
. 0671 ...	Elevance Health, Inc. ....	78972 .....	86-0257201 ..	.....	0001156039 ..	.....	Healthy Alliance Life Insurance Company .....	.. MO.....	.. IA.....	RightCHOICE Managed Care, Inc. ....	Ownership.....	100.000 ...	Elevance Health, Inc. ....	... NO.....	.....
. 0671 ...	Elevance Health, Inc. ....	.....	81-3471305 ..	.....	0001156039 ..	.....	Highland Acquisition Holdings, LLC .....	.. DE.....	.. NIA.....	Highland Intermediate Holdings, LLC .....	Ownership.....	100.000 ...	Elevance Health, Inc. ....	... NO.....	.....
. 0671 ...	Elevance Health, Inc. ....	.....	81-3487249 ..	.....	0001156039 ..	.....	Highland Intermediate Holdings, LLC .....	.. DE.....	.. NIA.....	Highland Investor Holdings, LLC .....	Ownership.....	100.000 ...	Elevance Health, Inc. ....	... NO.....	.....
. 0671 ...	Elevance Health, Inc. ....	.....	81-3493196 ..	.....	0001156039 ..	.....	Highland Investor Holdings, LLC .....	.. DE.....	.. NIA.....	ATH Holding Company, LLC .....	Ownership.....	98.000 ...	Elevance Health, Inc. ....	... NO.....	.....
. 0671 ...	Elevance Health, Inc. ....	.....	81-3493196 ..	.....	0001156039 ..	.....	Highland Investor Holdings, LLC .....	.. DE.....	.. NIA.....	Wellpoint Corporation .....	Ownership.....	2.000 ...	Elevance Health, Inc. ....	... NO.....	.....
. 0671 ...	Elevance Health, Inc. ....	95473 .....	84-1017384 ..	.....	0001156039 ..	.....	HMO Colorado, Inc. ....	.. CO.....	.. IA.....	Service, Inc. ....	Ownership.....	100.000 ...	Elevance Health, Inc. ....	... NO.....	.....
. 0671 ...	Elevance Health, Inc. ....	95358 .....	37-1216698 ..	.....	0001156039 ..	.....	HMO Missouri, Inc. ....	.. MO.....	.. IA.....	RightCHOICE Managed Care, Inc. ....	Ownership.....	100.000 ...	Elevance Health, Inc. ....	... NO.....	.....
. 0671 ...	Elevance Health, Inc. ....	.....	83-2158120 ..	.....	0001156039 ..	.....	IEC Group Holdings, Inc. ....	.. ID.....	.. NIA.....	ATH Holding Company, LLC .....	Ownership.....	100.000 ...	Elevance Health, Inc. ....	... NO.....	.....
. 0671 ...	Elevance Health, Inc. ....	.....	82-0497661 ..	.....	0001156039 ..	.....	IEC Group, Inc. d/b/a AmeriBen .....	.. ID.....	.. NIA.....	IEC Group Holdings, Inc. ....	Ownership.....	100.000 ...	Elevance Health, Inc. ....	... NO.....	.....
. 0671 ...	Elevance Health, Inc. ....	.....	27-3554054 ..	.....	0001156039 ..	.....	Infusion Strategy, LLC .....	.. TX.....	.. NIA.....	Paragon Healthcare, Inc. ....	Ownership.....	100.000 ...	Elevance Health, Inc. ....	... NO.....	.....
. 0671 ...	Elevance Health, Inc. ....	.....	66-0884762 ..	.....	0001156039 ..	.....	InHealth Management, LLC .....	.. PR.....	.. NIA.....	MSO Holdings, LLC .....	Ownership.....	100.000 ...	Elevance Health, Inc. ....	... NO.....	.....
. 0671 ...	Elevance Health, Inc. ....	.....	90-0213778 ..	.....	0001156039 ..	.....	Innovative Infusions, LLC .....	.. TX.....	.. NIA.....	Paragon Healthcare, Inc. ....	Ownership.....	100.000 ...	Elevance Health, Inc. ....	... NO.....	.....
. 0671 ...	Elevance Health, Inc. ....	.....	87-4479408 ..	.....	0001156039 ..	.....	Innovative Pharmacy Services, LLC .....	.. TX.....	.. NIA.....	Paragon Healthcare, Inc. ....	Ownership.....	100.000 ...	Elevance Health, Inc. ....	... NO.....	.....
. 0671 ...	Elevance Health, Inc. ....	.....	20-1866944 ..	.....	0001156039 ..	.....	InSite Therapy Centers, LLC .....	.. TX.....	.. NIA.....	Paragon Healthcare, Inc. ....	Ownership.....	100.000 ...	Elevance Health, Inc. ....	... NO.....	.....
. 0671 ...	Elevance Health, Inc. ....	.....	66-0959260 ..	.....	0001156039 ..	.....	IPA Holdings, LLC .....	.. PR.....	.. NIA.....	MSO Holdings, LLC .....	Ownership.....	100.000 ...	Elevance Health, Inc. ....	... NO.....	.....
. 0671 ...	Elevance Health, Inc. ....	.....	86-1125166 ..	.....	0001156039 ..	.....	IV Med, LLC .....	.. TX.....	.. NIA.....	Paragon Healthcare, Inc. ....	Ownership.....	100.000 ...	Elevance Health, Inc. ....	... NO.....	.....
. 0671 ...	Elevance Health, Inc. ....	.....	81-3466504 ..	.....	0001156039 ..	.....	LDNR Pharmacy, Inc. ....	.. CA.....	.. NIA.....	Paragon Hemophilia Solutions, Inc. ....	Ownership.....	100.000 ...	Elevance Health, Inc. ....	... NO.....	.....
. 0671 ...	Elevance Health, Inc. ....	.....	02-0581429 ..	.....	0001156039 ..	.....	Living Complete Technologies, Inc. ....	.. MD.....	.. NIA.....	Carelon Behavioral Health, Inc. ....	Ownership.....	100.000 ...	Elevance Health, Inc. ....	... NO.....	.....
. 0671 ...	Elevance Health, Inc. ....	.....	66-0999240 ..	.....	0001156039 ..	.....	MAPR Capital, LLC .....	.. PR.....	.. NIA.....	MAPR Global, LLC .....	Ownership.....	100.000 ...	Elevance Health, Inc. ....	... NO.....	.....
. 0671 ...	Elevance Health, Inc. ....	.....	66-0999355 ..	.....	0001156039 ..	.....	MAPR Global, LLC .....	.. PR.....	.. NIA.....	APR, LLC .....	Ownership.....	100.000 ...	Elevance Health, Inc. ....	... NO.....	.....
. 0671 ...	Elevance Health, Inc. ....	.....	66-0999498 ..	.....	0001156039 ..	.....	MAPR Holdings, LLC .....	.. PR.....	.. NIA.....	MAPR Capital, LLC .....	Ownership.....	100.000 ...	Elevance Health, Inc. ....	... NO.....	.....
. 0671 ...	Elevance Health, Inc. ....	.....	04-3307857 ..	.....	0001156039 ..	.....	Massachusetts Behavioral Health Partnership .....	.. MA.....	.. NIA.....	Carelon Behavioral Health, Inc. ....	Ownership.....	50.000 ...	Elevance Health, Inc. ....	... NO.....	.....
. 0671 ...	Elevance Health, Inc. ....	.....	04-3307857 ..	.....	0001156039 ..	.....	Massachusetts Behavioral Health Partnership .....	.. MA.....	.. NIA.....	OPTIONS Health Care, Inc. ....	Ownership.....	50.000 ...	Elevance Health, Inc. ....	... NO.....	.....
. 0671 ...	Elevance Health, Inc. ....	95527 .....	02-0494919 ..	.....	0001156039 ..	.....	Matthew Thornton Health Plan, Inc. ....	.. NH.....	.. IA.....	Anthem Health Plans of New Hampshire, Inc. ....	Ownership.....	100.000 ...	Elevance Health, Inc. ....	... NO.....	.....
. 0671 ...	Elevance Health, Inc. ....	.....	66-0823267 ..	.....	0001156039 ..	.....	Medical Dental Network Management, LLC .....	.. PR.....	.. NIA.....	MMM Holdings, LLC .....	Ownership.....	100.000 ...	Elevance Health, Inc. ....	... NO.....	.....
. 0671 ...	Elevance Health, Inc. ....	.....	05-0616063 ..	.....	0001156039 ..	.....	Medway Infusion Services, LLC .....	.. TX.....	.. NIA.....	PathWrite, Inc. ....	Ownership.....	100.000 ...	Elevance Health, Inc. ....	... NO.....	.....
. 0671 ...	Elevance Health, Inc. ....	12913 .....	20-5862801 ..	.....	0001156039 ..	.....	Missouri Care, Incorporated .....	.. MO.....	.. IA.....	ATH Holding Company, LLC .....	Ownership.....	100.000 ...	Elevance Health, Inc. ....	... NO.....	.....
. 0671 ...	Elevance Health, Inc. ....	11157 .....	66-0588600 ..	.....	0001156039 ..	.....	MMM Healthcare, LLC .....	.. PR.....	.. IA.....	MMM Holdings, LLC .....	Ownership.....	100.000 ...	Elevance Health, Inc. ....	... NO.....	.....
. 0671 ...	Elevance Health, Inc. ....	.....	66-0649625 ..	.....	0001156039 ..	.....	MMM Holdings, LLC .....	.. PR.....	.. NIA.....	MAPR Holdings, LLC .....	Ownership.....	100.000 ...	Elevance Health, Inc. ....	... NO.....	.....
. 0671 ...	Elevance Health, Inc. ....	12534 .....	66-0653763 ..	.....	0001156039 ..	.....	MMM Multi Health, LLC .....	.. PR.....	.. IA.....	MMM Holdings, LLC .....	Ownership.....	100.000 ...	Elevance Health, Inc. ....	... NO.....	.....
. 0671 ...	Elevance Health, Inc. ....	.....	66-1002779 ..	.....	0001156039 ..	.....	MMM Transportation, LLC .....	.. PR.....	.. NIA.....	MSO Holdings, LLC .....	Ownership.....	100.000 ...	Elevance Health, Inc. ....	... NO.....	.....
. 0671 ...	Elevance Health, Inc. ....	.....	82-4684953 ..	.....	0001156039 ..	.....	Momentum Health Partners, LLC .....	.. NC.....	.. NIA.....	Anthem Partnership Holding Company, LLC ...	Ownership.....	50.000 ...	Elevance Health, Inc. ....	... NO.....	0105 ...
. 0671 ...	Elevance Health, Inc. ....	.....	66-0645750 ..	.....	0001156039 ..	.....	MSO Holdings, LLC .....	.. PR.....	.. NIA.....	MAPR Capital, LLC .....	Ownership.....	100.000 ...	Elevance Health, Inc. ....	... NO.....	.....
. 0671 ...	Elevance Health, Inc. ....	.....	66-0719637 ..	.....	0001156039 ..	.....	MSO of Puerto Rico, LLC .....	.. PR.....	.. NIA.....	MSO Holdings, LLC .....	Ownership.....	100.000 ...	Elevance Health, Inc. ....	... NO.....	.....
. 0671 ...	Elevance Health, Inc. ....	.....	83-0892028 ..	.....	0001156039 ..	.....	Nash Holding Company, LLC .....	.. DE.....	.. NIA.....	Carelon Holdings, Inc. ....	Ownership.....	100.000 ...	Elevance Health, Inc. ....	... NO.....	.....
. 0671 ...	Elevance Health, Inc. ....	.....	35-1840597 ..	.....	0001156039 ..	.....	National Government Services, Inc. ....	.. IN.....	.. NIA.....	Federal Government Solutions, LLC .....	Ownership.....	100.000 ...	Elevance Health, Inc. ....	... NO.....	.....
. 0671 ...	Elevance Health, Inc. ....	.....	04-2919509 ..	.....	0001156039 ..	.....	New England Research Institute, Inc. ....	.. MA.....	.. NIA.....	Carelon Research, Inc. ....	Ownership.....	100.000 ...	Elevance Health, Inc. ....	... NO.....	.....
. 0671 ...	Elevance Health, Inc. ....	.....	81-5476630 ..	.....	0001156039 ..	.....	NGS Federal, LLC .....	.. IN.....	.. NIA.....	Federal Government Solutions, LLC .....	Ownership.....	100.000 ...	Elevance Health, Inc. ....	... NO.....	.....
. 0671 ...	Elevance Health, Inc. ....	12259 .....	20-1336412 ..	.....	0001156039 ..	.....	Optimum Healthcare, Inc. ....	.. FL.....	.. IA.....	Wellpoint Corporation .....	Ownership.....	100.000 ...	Elevance Health, Inc. ....	... NO.....	.....



SCHEDULE Y  
PART 1A - DETAIL OF INSURANCE HOLDING COMPANY SYSTEM

1	2	3	4	5	6	7	8	9	10	11	12	13	14	15	16
Group Code	Group Name	NAIC Company Code	ID Number	Federal RSSD	CIK	Name of Securities Exchange if Publicly Traded (U.S. or International)	Names of Parent, Subsidiaries Or Affiliates	Domi-ciliary Location	Relation-ship to Reporting Entity	Directly Controlled by (Name of Entity/Person)	Type of Control (Ownership, Board, Management, Attorney-in-Fact, Influence, Other)	If Control is Ownership Provide Per-centage	Ultimate Controlling Entity(ies)/Person(s)	Is an SCA Filing Re-quired? (Yes/No)	*
. 0671 ...	Elevance Health, Inc. ....		54-1826967 ..		0001156039 ..		OPTIONS Health Care, Inc. ....	.. DE.....	.. NIA.....	Carelon Behavioral Health, Inc. ....	Ownership.....	100.000 ...	Elevance Health, Inc. ....	... NO.....	.....
. 0671 ...	Elevance Health, Inc. ....		45-3280551 ..		0001156039 ..		Paragon Healthcare, Inc. ....	.. TX.....	.. NIA.....	PHI Parent LLC .....	Ownership.....	100.000 ...	Elevance Health, Inc. ....	... NO.....	.....
. 0671 ...	Elevance Health, Inc. ....		20-4608164 ..		0001156039 ..		Paragon Hemophilia Solutions, Inc. ....	.. TX.....	.. NIA.....	Paragon Healthcare, Inc. ....	Ownership.....	100.000 ...	Elevance Health, Inc. ....	... NO.....	.....
. 0671 ...	Elevance Health, Inc. ....		99-1734519 ..		0001156039 ..		Paragon Holding Company, LLC .....	.. IN.....	.. NIA.....	ELV Holding Company 2, LLC .....	Ownership.....	100.000 ...	Elevance Health, Inc. ....	... NO.....	.....
. 0671 ...	Elevance Health, Inc. ....		06-1639157 ..		0001156039 ..		Paragon Infusion Care, Inc. ....	.. TX.....	.. NIA.....	Paragon Healthcare, Inc. ....	Ownership.....	100.000 ...	Elevance Health, Inc. ....	... NO.....	.....
. 0671 ...	Elevance Health, Inc. ....		27-5108451 ..		0001156039 ..		Paragon Nutrition Care LLC .....	.. TX.....	.. NIA.....	Paragon Healthcare, Inc. ....	Ownership.....	100.000 ...	Elevance Health, Inc. ....	... NO.....	.....
. 0671 ...	Elevance Health, Inc. ....		27-1991772 ..		0001156039 ..		Pasteur Medical Bird Road, LLC .....	.. FL.....	.. NIA.....	Highland Acquisition Holdings, LLC .....	Ownership.....	100.000 ...	Elevance Health, Inc. ....	... NO.....	.....
. 0671 ...	Elevance Health, Inc. ....		20-2749389 ..		0001156039 ..		Pasteur Medical Center, LLC .....	.. DE.....	.. NIA.....	Highland Acquisition Holdings, LLC .....	Ownership.....	100.000 ...	Elevance Health, Inc. ....	... NO.....	.....
. 0671 ...	Elevance Health, Inc. ....		27-1366915 ..		0001156039 ..		Pasteur Medical Cutler Bay, LLC .....	.. FL.....	.. NIA.....	Highland Acquisition Holdings, LLC .....	Ownership.....	100.000 ...	Elevance Health, Inc. ....	... NO.....	.....
. 0671 ...	Elevance Health, Inc. ....		20-0610128 ..		0001156039 ..		Pasteur Medical Group, LLC .....	.. FL.....	.. NIA.....	Highland Acquisition Holdings, LLC .....	Ownership.....	100.000 ...	Elevance Health, Inc. ....	... NO.....	.....
. 0671 ...	Elevance Health, Inc. ....		37-1668303 ..		0001156039 ..		Pasteur Medical Hialeah Gardens, LLC .....	.. FL.....	.. NIA.....	Highland Acquisition Holdings, LLC .....	Ownership.....	100.000 ...	Elevance Health, Inc. ....	... NO.....	.....
. 0671 ...	Elevance Health, Inc. ....		47-3464152 ..		0001156039 ..		Pasteur Medical Kendall, LLC .....	.. FL.....	.. NIA.....	Highland Acquisition Holdings, LLC .....	Ownership.....	100.000 ...	Elevance Health, Inc. ....	... NO.....	.....
. 0671 ...	Elevance Health, Inc. ....		27-2810478 ..		0001156039 ..		Pasteur Medical Management, LLC .....	.. FL.....	.. NIA.....	Highland Acquisition Holdings, LLC .....	Ownership.....	100.000 ...	Elevance Health, Inc. ....	... NO.....	.....
. 0671 ...	Elevance Health, Inc. ....		33-1217936 ..		0001156039 ..		Pasteur Medical Miami Gardens, LLC .....	.. FL.....	.. NIA.....	Highland Acquisition Holdings, LLC .....	Ownership.....	100.000 ...	Elevance Health, Inc. ....	... NO.....	.....
. 0671 ...	Elevance Health, Inc. ....		27-2651017 ..		0001156039 ..		Pasteur Medical North Miami Beach, LLC .....	.. FL.....	.. NIA.....	Highland Acquisition Holdings, LLC .....	Ownership.....	100.000 ...	Elevance Health, Inc. ....	... NO.....	.....
. 0671 ...	Elevance Health, Inc. ....		26-0813665 ..		0001156039 ..		Pasteur Medical Partners, LLC .....	.. FL.....	.. NIA.....	Highland Acquisition Holdings, LLC .....	Ownership.....	100.000 ...	Elevance Health, Inc. ....	... NO.....	.....
. 0671 ...	Elevance Health, Inc. ....		75-2908511 ..		0001156039 ..		PathWrite, Inc. ....	.. TX.....	.. NIA.....	Paragon Healthcare, Inc. ....	Ownership.....	100.000 ...	Elevance Health, Inc. ....	... NO.....	.....
. 0671 ...	Elevance Health, Inc. ....		80-0962998 ..		0001156039 ..		Peritus Medical Group, LLC .....	.. TX.....	.. NIA.....	Paragon Healthcare, Inc. ....	Ownership.....	100.000 ...	Elevance Health, Inc. ....	... NO.....	.....
. 0671 ...	Elevance Health, Inc. ....		85-1447140 ..		0001156039 ..		PHI Parent LLC .....	.. DE.....	.. NIA.....	Paragon Holding Company, LLC .....	Ownership.....	100.000 ...	Elevance Health, Inc. ....	... NO.....	.....
. 0671 ...	Elevance Health, Inc. ....		66-0693134 ..		0001156039 ..		PHM Healthcare Solutions, Inc. ....	.. PR.....	.. NIA.....	Physician Group Practices, LLC .....	Ownership.....	100.000 ...	Elevance Health, Inc. ....	... NO.....	.....
. 0671 ...	Elevance Health, Inc. ....		66-0864220 ..		0001156039 ..		PHM IntraHospital Physician Group, LLC .....	.. PR.....	.. NIA.....	PHM MultiSalud, LLC .....	Ownership.....	100.000 ...	Elevance Health, Inc. ....	... NO.....	.....
. 0671 ...	Elevance Health, Inc. ....		66-0811976 ..		0001156039 ..		PHM Multidisciplinary Clinic Aguadilla LLC .....	.. PR.....	.. NIA.....	PHM MultiDisciplinary Clinic, LLC .....	Ownership.....	100.000 ...	Elevance Health, Inc. ....	... NO.....	.....
. 0671 ...	Elevance Health, Inc. ....		66-0812014 ..		0001156039 ..		PHM Multidisciplinary Clinic Arecibo LLC ....	.. PR.....	.. NIA.....	PHM MultiDisciplinary Clinic, LLC .....	Ownership.....	100.000 ...	Elevance Health, Inc. ....	... NO.....	.....
. 0671 ...	Elevance Health, Inc. ....		66-0925853 ..		0001156039 ..		PHM Multidisciplinary Clinic Cabo Rojo LLC ..	.. PR.....	.. NIA.....	PHM MultiDisciplinary Clinic, LLC .....	Ownership.....	100.000 ...	Elevance Health, Inc. ....	... NO.....	.....
. 0671 ...	Elevance Health, Inc. ....		66-0764408 ..		0001156039 ..		PHM Multidisciplinary Clinic Guayama LLC ....	.. PR.....	.. NIA.....	PHM MultiDisciplinary Clinic, LLC .....	Ownership.....	100.000 ...	Elevance Health, Inc. ....	... NO.....	.....
. 0671 ...	Elevance Health, Inc. ....		66-0949111 ..		0001156039 ..		PHM Multidisciplinary Clinic Maunabo LLC ....	.. PR.....	.. NIA.....	PHM MultiDisciplinary Clinic, LLC .....	Ownership.....	100.000 ...	Elevance Health, Inc. ....	... NO.....	.....
. 0671 ...	Elevance Health, Inc. ....		66-0859950 ..		0001156039 ..		PHM MultiDisciplinary Clinic, LLC .....	.. PR.....	.. NIA.....	PHM MultiSalud, LLC .....	Ownership.....	100.000 ...	Elevance Health, Inc. ....	... NO.....	.....
. 0671 ...	Elevance Health, Inc. ....		66-0867882 ..		0001156039 ..		PHM MultiSalud, LLC .....	.. PR.....	.. NIA.....	Physician Group Practices, LLC .....	Ownership.....	100.000 ...	Elevance Health, Inc. ....	... NO.....	.....
. 0671 ...	Elevance Health, Inc. ....		66-0864171 ..		0001156039 ..		PHM Specialty Network, LLC .....	.. PR.....	.. NIA.....	PHM MultiSalud, LLC .....	Ownership.....	100.000 ...	Elevance Health, Inc. ....	... NO.....	.....
. 0671 ...	Elevance Health, Inc. ....		66-0960976 ..		0001156039 ..		Physician Group Practices, LLC .....	.. PR.....	.. NIA.....	IPA Holdings, LLC .....	Ownership.....	100.000 ...	Elevance Health, Inc. ....	... NO.....	.....
. 0671 ...	Elevance Health, Inc. ....	12178	66-0592131 ..		0001156039 ..		PMC Medicare Choice, LLC .....	.. PR.....	.. IA.....	MMM Holdings, LLC .....	Ownership.....	100.000 ...	Elevance Health, Inc. ....	... NO.....	.....
. 0671 ...	Elevance Health, Inc. ....		47-5139459 ..		0001156039 ..		Raina Rx LLC .....	.. NY.....	.. NIA.....	BioPlus Parent, LLC .....	Ownership.....	100.000 ...	Elevance Health, Inc. ....	... NO.....	.....
. 0671 ...	Elevance Health, Inc. ....		47-0851593 ..		0001156039 ..		RightCHOICE Managed Care, Inc. ....	.. DE.....	.. NIA.....	Anthem Holding Corp. ....	Ownership.....	100.000 ...	Elevance Health, Inc. ....	... NO.....	.....
. 0671 ...	Elevance Health, Inc. ....		45-3667026 ..		0001156039 ..		River Medical Pharmacy, LLC .....	.. FL.....	.. NIA.....	BioPlus Parent, LLC .....	Ownership.....	100.000 ...	Elevance Health, Inc. ....	... NO.....	.....
							Rocky Mountain Hospital and Medical Service, Inc. ....	.. CO.....	.. IA.....	ATH Holding Company, LLC .....	Ownership.....	100.000 ...	Elevance Health, Inc. ....	... NO.....	.....
. 0671 ...	Elevance Health, Inc. ....	11011	46-2787212 ..		0001156039 ..		Santa Barbara Specialty Pharmacy, LLC .....	.. CA.....	.. NIA.....	BioPlus Parent, LLC .....	Ownership.....	100.000 ...	Elevance Health, Inc. ....	... NO.....	.....
. 0671 ...	Elevance Health, Inc. ....		20-0473316 ..		0001156039 ..		SellCore, Inc. ....	.. DE.....	.. NIA.....	Elevance Health, Inc. ....	Ownership.....	100.000 ...	Elevance Health, Inc. ....	... NO.....	.....
. 0671 ...	Elevance Health, Inc. ....	13726	27-0945036 ..		0001156039 ..		Simply Healthcare Plans, Inc. ....	.. FL.....	.. IA.....	Wellpoint Corporation .....	Ownership.....	100.000 ...	Elevance Health, Inc. ....	... NO.....	.....
. 0671 ...	Elevance Health, Inc. ....		55-0712302 ..		0001156039 ..		Southeast Services, Inc. ....	.. VA.....	.. NIA.....	Anthem Southeast, Inc. ....	Ownership.....	100.000 ...	Elevance Health, Inc. ....	... NO.....	.....
. 0671 ...	Elevance Health, Inc. ....		45-4071004 ..		0001156039 ..		State Sponsored Services, Inc. ....	.. IN.....	.. NIA.....	Wellpoint Specialty Services, Inc. ....	Ownership.....	100.000 ...	Elevance Health, Inc. ....	... NO.....	.....
							Texas Medication Management Consultants, LLC .....	.. TX.....	.. NIA.....	Paragon Healthcare, Inc. ....	Ownership.....	100.000 ...	Elevance Health, Inc. ....	... NO.....	.....
							The Elevance Health Companies of California, Inc. ....	.. CA.....	.. NIA.....	ATH Holding Company, LLC .....	Ownership.....	100.000 ...	Elevance Health, Inc. ....	... NO.....	.....
. 0671 ...	Elevance Health, Inc. ....		66-1002717 ..		0001156039 ..		The Elevance Health Companies of Puerto Rico, LLC .....	.. PR.....	.. NIA.....	MMM Holdings, LLC .....	Ownership.....	100.000 ...	Elevance Health, Inc. ....	... NO.....	.....
. 0671 ...	Elevance Health, Inc. ....		35-1835818 ..		0001156039 ..		The Elevance Health Companies, Inc. ....	.. IN.....	.. NIA.....	ATH Holding Company, LLC .....	Ownership.....	100.000 ...	Elevance Health, Inc. ....	... NO.....	.....
. 0671 ...	Elevance Health, Inc. ....				0001156039 ..		TriadDD NY, LLC dba MyCompass .....	.. NY.....	.. NIA.....	Alliance Care Management, LLC .....	Ownership.....	25.000 ...	Elevance Health, Inc. ....	... NO.....	0109 ...

STATEMENT AS OF JUNE 30, 2024 OF THE Wellpoint Ohio, Inc.

SCHEDULE Y  
PART 1A - DETAIL OF INSURANCE HOLDING COMPANY SYSTEM

1	2	3	4	5	6	7	8	9	10	11	12	13	14	15	16
Group Code	Group Name	NAIC Company Code	ID Number	Federal RSSD	CIK	Name of Securities Exchange if Publicly Traded (U.S. or International)	Names of Parent, Subsidiaries Or Affiliates	Domi-ciliary Location	Relation-ship to Reporting Entity	Directly Controlled by (Name of Entity/Person)	Type of Control (Ownership, Board, Management, Attorney-in-Fact, Influence, Other)	If Control is Owner-ship Provide Percen-tage	Ultimate Controlling Entity(ies)/Person(s)	Is an SCA Filing Re-quired? (Yes/No)	*
. 0671 ...	Elevance Health, Inc. ....	.....	43-1967924 ..	.....	0001156039 ..	.....	TrustSolutions, LLC .....	.. WI.....	.. NIA.....	Federal Government Solutions, LLC .....	Ownership.....	100.000 ...	Elevance Health, Inc. ....	.... NO.....	.....
. 0671 ...	Elevance Health, Inc. ....	.....	66-0865037 ..	.....	0001156039 ..	.....	VITA CARE, LLC .....	.. PR.....	.. NIA.....	MSO Holdings, LLC .....	Ownership.....	100.000 ...	Elevance Health, Inc. ....	.... NO.....	.....
. 0671 ...	Elevance Health, Inc. ....	.....	20-0660563 ..	.....	0001156039 ..	.....	WellMax Health Medical Centers, LLC .....	.. FL.....	.. NIA.....	Delivery Network, LLC .....	Ownership.....	100.000 ...	Elevance Health, Inc. ....	.... NO.....	.....
. 0671 ...	Elevance Health, Inc. ....	.....	20-0660644 ..	.....	0001156039 ..	.....	WellMax Health Physicians Network, LLC .....	.. FL.....	.. NIA.....	Delivery Network, LLC .....	Ownership.....	100.000 ...	Elevance Health, Inc. ....	.... NO.....	.....
. 0671 ...	Elevance Health, Inc. ....	.....	20-4405193 ..	.....	0001156039 ..	.....	WellPoint Acquisition, LLC .....	.. IN.....	.. NIA.....	Elevance Health, Inc. ....	Ownership.....	100.000 ...	Elevance Health, Inc. ....	.... NO.....	.....
. 0671 ...	Elevance Health, Inc. ....	.....	95-4640531 ..	.....	0001156039 ..	.....	WellPoint California Services, Inc. ....	.. DE.....	.. NIA.....	Anthem Holding Corp. ....	Ownership.....	100.000 ...	Elevance Health, Inc. ....	.... NO.....	.....
. 0671 ...	Elevance Health, Inc. ....	.....	54-1739323 ..	.....	0001156039 ..	.....	Wellpoint Corporation .....	.. DE.....	.. UDP.....	ATH Holding Company, LLC .....	Ownership.....	100.000 ...	Elevance Health, Inc. ....	.... NO.....	.....
. 0671 ...	Elevance Health, Inc. ....	.....	82-1800037 ..	.....	0001156039 ..	.....	Wellpoint Delaware, Inc. ....	.. DE.....	.. NIA.....	Anthem Partnership Holding Company, LLC ...	Ownership.....	100.000 ...	Elevance Health, Inc. ....	.... NO.....	.....
. 0671 ...	Elevance Health, Inc. ....	.....	95-4657170 ..	.....	0001156039 ..	.....	WellPoint Dental Services, Inc. ....	.. DE.....	.. NIA.....	Wellpoint Specialty Services, Inc. ....	Ownership.....	100.000 ...	Elevance Health, Inc. ....	.... NO.....	.....
. 0671 ...	Elevance Health, Inc. ....	..... 16168 ..	81-4131800 ..	.....	0001156039 ..	.....	Wellpoint District of Columbia, Inc. ....	.. DC.....	.. IA.....	Anthem Partnership Holding Company, LLC ...	Ownership.....	100.000 ...	Elevance Health, Inc. ....	.... NO.....	.....
. 0671 ...	Elevance Health, Inc. ....	.....	47-2546820 ..	.....	0001156039 ..	.....	Wellpoint Federal Corporation .....	.. IN.....	.. NIA.....	Federal Government Solutions, LLC .....	Ownership.....	100.000 ...	Elevance Health, Inc. ....	.... NO.....	.....
. 0671 ...	Elevance Health, Inc. ....	.....	81-2874917 ..	.....	0001156039 ..	.....	WellPoint Health Solutions, Inc. ....	.. DE.....	.. NIA.....	Federal Government Solutions, LLC .....	Ownership.....	100.000 ...	Elevance Health, Inc. ....	.... NO.....	.....
. 0671 ...	Elevance Health, Inc. ....	.....	20-3620996 ..	.....	0001156039 ..	.....	WellPoint Holding Corp .....	.. DE.....	.. NIA.....	Elevance Health, Inc. ....	Ownership.....	100.000 ...	Elevance Health, Inc. ....	.... NO.....	.....
. 0671 ...	Elevance Health, Inc. ....	.....	36-3899137 ..	.....	0001156039 ..	.....	Wellpoint Illinois Services, Inc. ....	.. IL.....	.. NIA.....	Wellpoint National Services, Inc. ....	Ownership.....	100.000 ...	Elevance Health, Inc. ....	.... NO.....	.....
. 0671 ...	Elevance Health, Inc. ....	..... 14078 ..	45-2485907 ..	.....	0001156039 ..	.....	Wellpoint Insurance Company .....	.. TX.....	.. IA.....	Wellpoint Corporation .....	Ownership.....	100.000 ...	Elevance Health, Inc. ....	.... NO.....	.....
. 0671 ...	Elevance Health, Inc. ....	.....	36-4595641 ..	.....	0001156039 ..	.....	WellPoint Insurance Services, Inc. ....	.. HI.....	.. IA.....	Elevance Health, Inc. ....	Ownership.....	100.000 ...	Elevance Health, Inc. ....	.... NO.....	.....
. 0671 ...	Elevance Health, Inc. ....	..... 15807 ..	47-3863197 ..	.....	0001156039 ..	.....	Wellpoint Iowa, Inc. ....	.. IA.....	.. IA.....	Wellpoint Corporation .....	Ownership.....	100.000 ...	Elevance Health, Inc. ....	.... NO.....	.....
. 0671 ...	Elevance Health, Inc. ....	.....	45-4985009 ..	.....	0001156039 ..	.....	Wellpoint IPA of New York, LLC .....	.. NY.....	.. NIA.....	Carelon Health of Virginia, LLC .....	Ownership.....	100.000 ...	Elevance Health, Inc. ....	.... NO.....	.....
. 0671 ...	Elevance Health, Inc. ....	..... 80314 ..	52-0913817 ..	.....	0001156039 ..	.....	Wellpoint Life and Health Insurance Company	.. IN.....	.. IA.....	Wellpoint National Services, Inc. ....	Ownership.....	100.000 ...	Elevance Health, Inc. ....	.... NO.....	.....
. 0671 ...	Elevance Health, Inc. ....	..... 95832 ..	51-0387398 ..	.....	0001156039 ..	.....	Wellpoint Maryland, Inc. ....	.. MD.....	.. IA.....	Wellpoint Corporation .....	Ownership.....	100.000 ...	Elevance Health, Inc. ....	.... NO.....	.....
. 0671 ...	Elevance Health, Inc. ....	.....	95-4635507 ..	.....	0001156039 ..	.....	Wellpoint National Services, Inc. ....	.. DE.....	.. NIA.....	Anthem Holding Corp. ....	Ownership.....	100.000 ...	Elevance Health, Inc. ....	.... NO.....	.....
. 0671 ...	Elevance Health, Inc. ....	..... 95373 ..	22-3375292 ..	.....	0001156039 ..	.....	Wellpoint New Jersey, Inc. ....	.. NJ.....	.. IA.....	Wellpoint Corporation .....	Ownership.....	100.000 ...	Elevance Health, Inc. ....	.... NO.....	.....
. 0671 ...	Elevance Health, Inc. ....	..... 10767 ..	13-4212818 ..	.....	0001156039 ..	.....	Wellpoint Ohio, Inc. ....	.. OH.....	.. RE.....	Wellpoint Corporation .....	Ownership.....	100.000 ...	Elevance Health, Inc. ....	.... NO.....	.....
. 0671 ...	Elevance Health, Inc. ....	.....	36-3897080 ..	.....	0001156039 ..	.....	Wellpoint Partnership Plan, LLC .....	.. IL.....	.. NIA.....	Health Ventures Partner, L.L.C. ....	Ownership.....	75.000 ...	Elevance Health, Inc. ....	.... NO.....	.....
. 0671 ...	Elevance Health, Inc. ....	.....	36-3897080 ..	.....	0001156039 ..	.....	Wellpoint Partnership Plan, LLC .....	.. IL.....	.. NIA.....	Wellpoint Illinois Services, Inc. ....	Ownership.....	25.000 ...	Elevance Health, Inc. ....	.... NO.....	.....
. 0671 ...	Elevance Health, Inc. ....	.....	92-3489706 ..	.....	0001156039 ..	.....	Wellpoint South Carolina, Inc. ....	.. SC.....	.. NIA.....	Anthem Partnership Holding Company, LLC ...	Ownership.....	100.000 ...	Elevance Health, Inc. ....	.... NO.....	.....
. 0671 ...	Elevance Health, Inc. ....	.....	77-0494551 ..	.....	0001156039 ..	.....	Wellpoint Specialty Services, Inc. ....	.. DE.....	.. NIA.....	Anthem Holding Corp. ....	Ownership.....	100.000 ...	Elevance Health, Inc. ....	.... NO.....	.....
. 0671 ...	Elevance Health, Inc. ....	..... 12941 ..	20-4776597 ..	.....	0001156039 ..	.....	Wellpoint Tennessee, Inc. ....	.. TN.....	.. IA.....	Wellpoint Corporation .....	Ownership.....	100.000 ...	Elevance Health, Inc. ....	.... NO.....	.....
. 0671 ...	Elevance Health, Inc. ....	..... 95314 ..	75-2603231 ..	.....	0001156039 ..	.....	Wellpoint Texas, Inc. ....	.. TX.....	.. IA.....	Wellpoint Corporation .....	Ownership.....	100.000 ...	Elevance Health, Inc. ....	.... NO.....	.....
. 0671 ...	Elevance Health, Inc. ....	..... 14073 ..	27-3510384 ..	.....	0001156039 ..	.....	Wellpoint Washington, Inc. ....	.. WA.....	.. IA.....	Wellpoint Corporation .....	Ownership.....	100.000 ...	Elevance Health, Inc. ....	.... NO.....	.....
. 0671 ...	Elevance Health, Inc. ....	..... 11810 ..	84-1620480 ..	.....	0001156039 ..	.....	Wellpoint West Virginia, Inc. ....	.. WV.....	.. IA.....	Wellpoint National Services, Inc. ....	Ownership.....	100.000 ...	Elevance Health, Inc. ....	.... NO.....	.....
. 0671 ...	Elevance Health, Inc. ....	.....	84-1316462 ..	.....	0001156039 ..	.....	WestCare, Inc. ....	.. CO.....	.. NIA.....	Paragon Healthcare, Inc. ....	Ownership.....	100.000 ...	Elevance Health, Inc. ....	.... NO.....	.....
. 0671 ...	Elevance Health, Inc. ....	.....	26-4814272 ..	.....	0001156039 ..	.....	XCEL Reimbursement Solutions, LLC .....	.. TX.....	.. NIA.....	Paragon Healthcare, Inc. ....	Ownership.....	100.000 ...	Elevance Health, Inc. ....	.... NO.....	.....

Asterisk	Explanation
0100 .....	Insurer is deemed to be an insurance affiliate in column 10. However, it does not file an NAIC statutory statement because it is regulated by the New York State Department of Health or the California Department of Managed Health Care. ....
0101 .....	CCHA, LLC is a joint venture 50% owned by Anthem Partnership Holding Company, LLC and 50% owned by Colorado Community Health Alliance, LLC, a non-affiliate. ....
0102 .....	Owned 77% by Centros Medicos Unidos del Oeste, LLC, 13% by Asociacion de Medicos del Oeste, Inc. (a non-affiliate) and 10% by Doctores Asociados del Noroeste, Inc. (a non-affiliate). ....
0103 .....	Community Care Health Plan of Louisiana, Inc. is a joint venture 75% owned by Anthem Partnership Holding Company, LLC and 25% owned by Louisiana Health Service & Indemnity Company d/b/a Blue Cross and Blue Shield of Louisiana (a non-affiliate). ....
0104 .....	AMH Health, LLC is a joint venture 64% owned by Anthem Partnership Holding Company, LLC and 36% by MaineHealth, a non-affiliate. ....
0105 .....	Momentum Health Partners, LLC is a joint venture 50% owned by Anthem Partnership Holding Company, LLC and 50% owned by Blue Cross and Blue Shield of North Carolina, a non-affiliate. ....
0106 .....	GR Health Solutions, LLC is a joint venture 50% owned by Anthem Partnership Holding Company, LLC and 50% owned by Independence Blue Cross, LLC, a non-affiliate. ....
0107 .....	Owned 50% by Centro Medicina Familiar del Norte, LLC and 50% by ACO del Norte, LLC, a non-affiliated entity. ....
0108 .....	Community Care Health Plan of Nebraska, Inc. is a joint venture 95% owned by Anthem Partnership Holding Company, LLC and 5% owned by Blue Cross and Blue Shield of Nebraska, a non-affiliate. ....
0109 .....	TriadDD NY , LLC dba MyCompass (NY) is owned 25% by Alliance Care Management, LLC and 75% by non-affiliates. ....
0110 .....	Community Care Health Plan of Kansas, Inc. is a joint venture 90% owned by Anthem Partnership Holding Company, LLC, 5% owned by Blue Cross and Blue Shield of Kansas (a non-affiliate), and 5% owned by Blue Cross and Blue Shield of Kansas City, a non-affiliate. ....

STATEMENT AS OF JUNE 30, 2024 OF THE Wellpoint Ohio, Inc.

Asterisk	Explanation
0111 .....	APC Passe, LLC is 49% owned by Anthem Partnership Holding Company, LLC and 51% owned by the Arkansas Provider Coalition, LLC, which is not affiliated with Anthem, Inc. ....
0112 .....	Government Healthcare Solutions LLC. is a joint venture 49% owned by National Government Services, Inc. and 51% owned by MKS2 LLC (non-affiliate) .....

SUPPLEMENTAL EXHIBITS AND SCHEDULES INTERROGATORIES

The following supplemental reports are required to be filed as part of your statement filing. However, in the event that your company does not transact the type of business for which the special report must be filed, your response of NO to the specific interrogatory will be accepted in lieu of filing a "NONE" report and a bar code will be printed below. If the supplement is required of your company but is not being filed for whatever reason enter SEE EXPLANATION and provide an explanation following the interrogatory questions.

	Response
1. Will the Medicare Part D Coverage Supplement be filed with the state of domicile and the NAIC with this statement? .....	NO
AUGUST FILING	
2. Will the regulator-only (non-public) Communication of Internal Control Related Matters Noted in Audit be filed with the state of domicile and electronically with the NAIC (as a regulator-only non-public document) by August 1? The response for 1st and 3rd quarters should be N/A. A NO response resulting with a bar code is only appropriate in the 2nd quarter. ....	YES

Explanation:

1.

Bar Code:

1. Medicare Part D Coverage Supplement [Document Identifier 365]



**OVERFLOW PAGE FOR WRITE-INS**

**NONE**

SCHEDULE A - VERIFICATION

Real Estate

	1	2
	Year to Date	Prior Year Ended December 31
1. Book/adjusted carrying value, December 31 of prior year .....		
2. Cost of acquired:		
2.1 Actual cost at time of acquisition .....		
2.2 Additional investment made after acquisition .....		
3. Current year change in encumbrances .....		
4. Total gain (loss) on disposals .....		
5. Deduct amounts received on disposals .....		
6. Total foreign exchange change in book/adjusted carrying value .....		
7. Deduct current year's other than temporary impairment recognized .....		
8. Deduct current year's depreciation .....		
9. Book/adjusted carrying value at the end of current period (Lines 1+2+3+4-5+6-7-8) .....		
10. Deduct total nonadmitted amounts .....		
11. Statement value at end of current period (Line 9 minus Line 10)		

SCHEDULE B - VERIFICATION

Mortgage Loans

	1	2
	Year to Date	Prior Year Ended December 31
1. Book value/recorded investment excluding accrued interest, December 31 of prior year .....		
2. Cost of acquired:		
2.1 Actual cost at time of acquisition .....		
2.2 Additional investment made after acquisition .....		
3. Capitalized deferred interest and other .....		
4. Accrual of discount .....		
5. Unrealized valuation increase/(decrease) .....		
6. Total gain (loss) on disposals .....		
7. Deduct amounts received on disposals .....		
8. Deduct amortization of premium and mortgage interest points and commitment fees .....		
9. Total foreign exchange change in book value/recorded investment excluding accrued interest .....		
10. Deduct current year's other than temporary impairment recognized .....		
11. Book value/recorded investment excluding accrued interest at end of current period (Lines 1+2+3+4+5+6-7-8+9-10) .....		
12. Total valuation allowance .....		
13. Subtotal (Line 11 plus Line 12) .....		
14. Deduct total nonadmitted amounts .....		
15. Statement value at end of current period (Line 13 minus Line 14)		

SCHEDULE BA - VERIFICATION

Other Long-Term Invested Assets

	1	2
	Year to Date	Prior Year Ended December 31
1. Book/adjusted carrying value, December 31 of prior year .....		
2. Cost of acquired:		
2.1 Actual cost at time of acquisition .....		
2.2 Additional investment made after acquisition .....		
3. Capitalized deferred interest and other .....		
4. Accrual of discount .....		
5. Unrealized valuation increase/(decrease) .....		
6. Total gain (loss) on disposals .....		
7. Deduct amounts received on disposals .....		
8. Deduct amortization of premium and depreciation .....		
9. Total foreign exchange change in book/adjusted carrying value .....		
10. Deduct current year's other than temporary impairment recognized .....		
11. Book/adjusted carrying value at end of current period (Lines 1+2+3+4+5+6-7-8+9-10) .....		
12. Deduct total nonadmitted amounts .....		
13. Statement value at end of current period (Line 11 minus Line 12)		

SCHEDULE D - VERIFICATION

Bonds and Stocks

	1	2
	Year to Date	Prior Year Ended December 31
1. Book/adjusted carrying value of bonds and stocks, December 31 of prior year .....	16,944,717	1,319,151
2. Cost of bonds and stocks acquired .....	0	30,999,770
3. Accrual of discount .....	34,952	198,011
4. Unrealized valuation increase/(decrease) .....	0	
5. Total gain (loss) on disposals .....	0	43,630
6. Deduct consideration for bonds and stocks disposed of .....	0	15,043,581
7. Deduct amortization of premium .....	643,675	572,264
8. Total foreign exchange change in book/adjusted carrying value .....	0	
9. Deduct current year's other than temporary impairment recognized .....	0	
10. Total investment income recognized as a result of prepayment penalties and/or acceleration fees .....	0	
11. Book/adjusted carrying value at end of current period (Lines 1+2+3+4+5-6-7+8-9+10) .....	16,335,994	16,944,717
12. Deduct total nonadmitted amounts .....	0	
13. Statement value at end of current period (Line 11 minus Line 12)	16,335,994	16,944,717

STATEMENT AS OF JUNE 30, 2024 OF THE Wellpoint Ohio, Inc.

SCHEDULE D - PART 1B

Showing the Acquisitions, Dispositions and Non-Trading Activity  
During the Current Quarter for all Bonds and Preferred Stock by NAIC Designation

NAIC Designation	1 Book/Adjusted Carrying Value Beginning of Current Quarter	2 Acquisitions During Current Quarter	3 Dispositions During Current Quarter	4 Non-Trading Activity During Current Quarter	5 Book/Adjusted Carrying Value End of First Quarter	6 Book/Adjusted Carrying Value End of Second Quarter	7 Book/Adjusted Carrying Value End of Third Quarter	8 Book/Adjusted Carrying Value December 31 Prior Year
BONDS								
1. NAIC 1 (a) .....	10,438,004	0	0	(9,382)	10,438,004	10,428,622	0	11,011,697
2. NAIC 2 (a) .....	5,901,751	0	0	5,620	5,901,751	5,907,371	0	5,933,020
3. NAIC 3 (a) .....	0	0	0	0	0	0	0	
4. NAIC 4 (a) .....	0	0	0	0	0	0	0	
5. NAIC 5 (a) .....	0	0	0	0	0	0	0	
6. NAIC 6 (a) .....	0	0	0	0	0	0	0	
7. Total Bonds	16,339,755	0	0	(3,762)	16,339,755	16,335,993	0	16,944,717
PREFERRED STOCK								
8. NAIC 1 .....	0	0	0	0	0	0	0	0
9. NAIC 2 .....	0	0	0	0	0	0	0	0
10. NAIC 3 .....	0	0	0	0	0	0	0	0
11. NAIC 4 .....	0	0	0	0	0	0	0	0
12. NAIC 5 .....	0	0	0	0	0	0	0	0
13. NAIC 6 .....	0	0	0	0	0	0	0	0
14. Total Preferred Stock .....	0	0	0	0	0	0	0	0
15. Total Bonds and Preferred Stock	16,339,755	0	0	(3,762)	16,339,755	16,335,993	0	16,944,717

(a) Book/Adjusted Carrying Value column for the end of the current reporting period includes the following amount of short-term and cash equivalent bonds by NAIC designation:  
NAIC 1 \$ .....0 ; NAIC 2 \$ .....0 ; NAIC 3 \$ .....0 NAIC 4 \$ .....0 ; NAIC 5 \$ .....0 ; NAIC 6 \$ .....0

Schedule DA - Part 1 - Short-Term Investments

**N O N E**

Schedule DA - Verification - Short-Term Investments

**N O N E**

Schedule DB - Part A - Verification - Options, Caps, Floors, Collars, Swaps and Forwards

**N O N E**

Schedule DB - Part B - Verification - Futures Contracts

**N O N E**

Schedule DB - Part C - Section 1 - Replication (Synthetic Asset) Transactions (RSATs) Open

**N O N E**

Schedule DB-Part C-Section 2-Reconciliation of Replication (Synthetic Asset) Transactions Open

**N O N E**

Schedule DB - Verification - Book/Adjusted Carrying Value, Fair Value and Potential Exposure of  
Derivatives

**N O N E**



STATEMENT AS OF JUNE 30, 2024 OF THE Wellpoint Ohio, Inc.

SCHEDULE E - PART 2 - VERIFICATION

(Cash Equivalents)

	1	2
	Year To Date	Prior Year Ended December 31
1. Book/adjusted carrying value, December 31 of prior year .....	5	3
2. Cost of cash equivalents acquired .....	8,805	10,017,607
3. Accrual of discount .....	0	0
4. Unrealized valuation increase/(decrease) .....	0	0
5. Total gain (loss) on disposals .....	0	0
6. Deduct consideration received on disposals .....	8,805	10,017,605
7. Deduct amortization of premium .....	0	0
8. Total foreign exchange change in book/adjusted carrying value .....	0	0
9. Deduct current year's other than temporary impairment recognized .....	0	0
10. Book/adjusted carrying value at end of current period (Lines 1+2+3+4+5-6-7+8-9) .....	5	5
11. Deduct total nonadmitted amounts .....	0	0
12. Statement value at end of current period (Line 10 minus Line 11)	5	5

Schedule A - Part 2 - Real Estate Acquired and Additions Made

**N O N E**

Schedule A - Part 3 - Real Estate Disposed

**N O N E**

Schedule B - Part 2 - Mortgage Loans Acquired and Additions Made

**N O N E**

Schedule B - Part 3 - Mortgage Loans Disposed, Transferred or Repaid

**N O N E**

Schedule BA - Part 2 - Other Long-Term Invested Assets Acquired and Additions Made

**N O N E**

Schedule BA - Part 3 - Other Long-Term Invested Assets Disposed, Transferred or Repaid

**N O N E**

Schedule D - Part 3 - Long-Term Bonds and Stocks Acquired

**N O N E**

Schedule D - Part 4 - Long-Term Bonds and Stocks Sold, Redeemed or Otherwise Disposed Of

**N O N E**

Schedule DB - Part A - Section 1 - Options, Caps, Floors, Collars, Swaps and Forwards Open

**N O N E**

Schedule DB - Part B - Section 1 - Futures Contracts Open

**N O N E**

Schedule DB - Part B - Section 1B - Brokers with whom cash deposits have been made

**N O N E**

Schedule DB - Part D - Section 1 - Counterparty Exposure for Derivative Instruments Open

**N O N E**

Schedule DB - Part D-Section 2 - Collateral for Derivative Instruments Open - Pledged By

**N O N E**

Schedule DB - Part D-Section 2 - Collateral for Derivative Instruments Open - Pledged To

**N O N E**

Schedule DB - Part E - Derivatives Hedging Variable Annuity Guarantees

**N O N E**

SCHEDULE DL - PART 1  
SECURITIES LENDING COLLATERAL ASSETS

Reinvested Collateral Assets Owned Current Statement Date  
(Securities lending collateral assets reported in aggregate on Line 10 of the Assets page (Line 9 for Separate Accounts)  
and not included on Schedules A, B, BA, D, DB and E)

1	2	3	4	5	6	7
CUSIP Identification	Description	Code	NAIC Designation, NAIC Designation Modifier and SVO Administrative Symbol	Fair Value	Book/Adjusted Carrying Value	Maturity Date
912810-FF-0	UNITED STATES OF AMERICA BOND FIXED 5.25% 15/NOV/2028 USD 100		1.A	22,135	22,135	11/15/2028
912810-FS-2	UNITED STATES OF AMERICA BOND FIXED 2% 15/JAN/2026 USD 100		1.A	2,965	2,965	01/15/2026
912810-PV-4	UNITED STATES OF AMERICA BOND FIXED 1.75% 15/JAN/2028 USD 100		1.A	4,540	4,540	01/15/2028
912810-PW-2	UNITED STATES OF AMERICA BOND FIXED 4.375% 15/FEB/2038 USD 100		1.A	5,902	5,902	02/15/2038
912810-PX-0	UNITED STATES OF AMERICA BOND FIXED 4.5% 15/MAY/2038 USD 100		1.A	35,617	35,617	05/15/2038
912810-QB-7	UNITED STATES OF AMERICA BOND FIXED 4.25% 15/MAY/2039 USD 100		1.A	5,753	5,753	05/15/2039
912810-QF-8	UNITED STATES OF AMERICA BOND FIXED 2.125% 15/FEB/2040 USD 100		1.A	9,215	9,215	02/15/2040
912810-QH-4	UNITED STATES OF AMERICA BOND FIXED 4.375% 15/MAY/2040 USD 100		1.A	11,989	11,989	05/15/2040
912810-QL-5	UNITED STATES OF AMERICA BOND FIXED 4.25% 15/NOV/2040 USD 100		1.A	4,790	4,790	11/15/2040
912810-QN-1	UNITED STATES OF AMERICA BOND FIXED 4.75% 15/FEB/2041 USD 100		1.A	10,653	10,653	02/15/2041
912810-QP-6	UNITED STATES OF AMERICA BOND FIXED 2.125% 15/FEB/2041 USD 100		1.A	5	5	02/15/2041
912810-QT-8	UNITED STATES OF AMERICA BOND FIXED 3.125% 15/NOV/2041 USD 100		1.A	3,833	3,833	11/15/2041
912810-QV-3	UNITED STATES OF AMERICA BOND FIXED 0.75% 15/FEB/2042 USD 100		1.A	30,489	30,489	02/15/2042
912810-RC-4	UNITED STATES OF AMERICA BOND FIXED 3.625% 15/AUG/2043 USD 100		1.A	10,930	10,930	08/15/2043
912810-RD-2	UNITED STATES OF AMERICA BOND FIXED 3.75% 15/NOV/2043 USD 100		1.A	26,579	26,579	11/15/2043
912810-RF-7	UNITED STATES OF AMERICA BOND FIXED 1.375% 15/FEB/2044 USD 100		1.A	7,534	7,534	02/15/2044
912810-RY-6	UNITED STATES OF AMERICA BOND FIXED 2.75% 15/AUG/2047 USD 100		1.A	75,708	75,708	08/15/2047
912810-SC-3	UNITED STATES OF AMERICA BOND FIXED 3.125% 15/MAY/2048 USD 100		1.A	8,226	8,226	05/15/2048
912810-SD-1	UNITED STATES OF AMERICA BOND FIXED 3% 15/AUG/2048 USD 100		1.A	3,938	3,938	08/15/2048
912810-SH-2	UNITED STATES OF AMERICA BOND FIXED 2.875% 15/MAY/2049 USD 100		1.A	24,271	24,271	05/15/2049
912810-SJ-8	UNITED STATES OF AMERICA BOND FIXED 2.25% 15/AUG/2049 USD 100		1.A	25,639	25,639	08/15/2049
912810-SK-5	UNITED STATES OF AMERICA BOND FIXED 2.375% 15/NOV/2049 USD 100		1.A	11,132	11,132	11/15/2049
912810-SQ-2	UNITED STATES OF AMERICA BOND FIXED 1.125% 15/AUG/2040 USD 100		1.A	27,446	27,446	08/15/2040
912828-3F-5	UNITED STATES OF AMERICA NOTES FIXED 2.25% 15/NOV/2027 USD 100		1.A	285	285	11/15/2027
912828-3W-8	UNITED STATES OF AMERICA NOTES FIXED 2.75% 15/FEB/2028 USD 100		1.A	22,832	22,832	02/15/2028
912828-4N-7	UNITED STATES OF AMERICA NOTES FIXED 2.875% 15/MAY/2028 USD 100		1.A	49,358	49,358	05/15/2028
912828-4V-9	UNITED STATES OF AMERICA NOTES FIXED 2.875% 15/AUG/2028 USD 100		1.A	18,624	18,624	08/15/2028
912828-5J-5	UNITED STATES OF AMERICA NOTES FIXED 3% 31/OCT/2025 USD 100		1.A	123	123	10/31/2025
912828-5M-8	UNITED STATES OF AMERICA NOTES FIXED 3.125% 15/NOV/2028 USD 100		1.A	33,778	33,778	11/15/2028
912828-6F-2	UNITED STATES OF AMERICA NOTES FIXED 2.5% 28/FEB/2026 USD 100		1.A	485	485	02/28/2026
912828-6L-9	UNITED STATES OF AMERICA NOTES FIXED 2.25% 31/MAR/2026 USD 100		1.A	29,162	29,162	03/31/2026
912828-6T-2	UNITED STATES OF AMERICA NOTES FIXED 2.375% 15/MAY/2029 USD 100		1.A	9,248	9,248	05/15/2029
912828-SS-0	UNITED STATES OF AMERICA NOTES FIXED 0.125% 15/JUL/2026 USD 100		1.A	23,627	23,627	07/15/2026
912828-V7-9	UNITED STATES OF AMERICA NOTES FIXED 2.875% 31/JUL/2025 USD 100		1.A	3,441	3,441	07/31/2025
912828-V9-5	UNITED STATES OF AMERICA NOTES FIXED 1.875% 31/JUL/2026 USD 100		1.A	2,674	2,674	07/31/2026
912828-YB-0	UNITED STATES OF AMERICA NOTES FIXED 1.625% 15/AUG/2029 USD 100		1.A	4,678	4,678	08/15/2029
912828-YG-9	UNITED STATES OF AMERICA NOTES FIXED 1.625% 30/SEP/2026 USD 100		1.A	36	36	09/30/2026
912828-YQ-7	UNITED STATES OF AMERICA NOTES FIXED 1.625% 31/OCT/2026 USD 100		1.A	27,133	27,133	10/31/2026
912828-YS-3	UNITED STATES OF AMERICA NOTES FIXED 1.75% 15/NOV/2029 USD 100		1.A	2,334	2,334	11/15/2029
912828-YU-8	UNITED STATES OF AMERICA NOTES FIXED 1.625% 30/NOV/2026 USD 100		1.A	58,361	58,361	11/30/2026
912828-ZE-3	UNITED STATES OF AMERICA NOTES FIXED 0.125% 15/JAN/2030 USD 100		1.A	13,844	13,844	01/15/2030
912828-Z7-8	UNITED STATES OF AMERICA NOTES FIXED 1.5% 31/JAN/2027 USD 100		1.A	69	69	01/31/2027
912828-Z9-4	UNITED STATES OF AMERICA NOTES FIXED 1.5% 15/FEB/2030 USD 100		1.A	1,554	1,554	02/15/2030
912828-ZE-3	UNITED STATES OF AMERICA NOTES FIXED 0.625% 31/MAR/2027 USD 100		1.A	874	874	03/31/2027
912828-ZV-5	UNITED STATES OF AMERICA NOTES FIXED 0.5% 30/JUN/2027 USD 100		1.A	17,834	17,834	06/30/2027
91282C-CH-2	UNITED STATES OF AMERICA NOTES FIXED 1.25% 30/JUN/2028 USD 100		1.A	13	13	06/30/2028
91282C-ES-6	UNITED STATES OF AMERICA NOTES FIXED 2.75% 31/MAY/2029 USD 100		1.A	4,218	4,218	05/31/2029
91282C-ET-4	UNITED STATES OF AMERICA NOTES FIXED 2.625% 31/MAY/2027 USD 100		1.A	67,652	67,652	05/31/2027
91282C-GB-1	UNITED STATES OF AMERICA NOTES FIXED 3.875% 31/DEC/2029 USD 100		1.A	12	12	12/31/2029
91282C-GC-9	UNITED STATES OF AMERICA NOTES FIXED 3.875% 31/DEC/2027 USD 100		1.A	12,149	12,149	12/31/2027
0019999999	Subtotal - Bonds - U.S. Governments - Issuer Obligations			773,686	773,686	XXX
0109999999	Total - U.S. Government Bonds			773,686	773,686	XXX
0309999999	Total - All Other Government Bonds			0	0	XXX
0509999999	Total - U.S. States, Territories and Possessions Bonds			0	0	XXX
0709999999	Total - U.S. Political Subdivisions Bonds			0	0	XXX
0909999999	Total - U.S. Special Revenues Bonds			0	0	XXX
1109999999	Total - Industrial and Miscellaneous (Unaffiliated) Bonds			0	0	XXX
1309999999	Total - Hybrid Securities			0	0	XXX
1509999999	Total - Parent, Subsidiaries and Affiliates Bonds			0	0	XXX
1909999999	Subtotal - Unaffiliated Bank Loans			0	0	XXX
2419999999	Total - Issuer Obligations			773,686	773,686	XXX
2429999999	Total - Residential Mortgage-Backed Securities			0	0	XXX
2439999999	Total - Commercial Mortgage-Backed Securities			0	0	XXX
2449999999	Total - Other Loan-Backed and Structured Securities			0	0	XXX
2459999999	Total - SVO Identified Funds			0	0	XXX
2469999999	Total - Affiliated Bank Loans			0	0	XXX
2479999999	Total - Unaffiliated Bank Loans			0	0	XXX
2489999999	Total - Unaffiliated Certificates of Deposit			0	0	XXX
2509999999	Total Bonds			773,686	773,686	XXX
4109999999	Total - Preferred Stocks (Schedule D, Part 2, Section 1 type) - Industrial and Miscellaneous (Unaffiliated)			0	0	XXX
4409999999	Total - Preferred Stocks (Schedule D, Part 2, Section 1 type) - Parent, Subsidiaries and Affiliates			0	0	XXX
4509999999	Total - Preferred Stocks (Schedule D, Part 2, Section 1 type)			0	0	XXX
5109999999	Total - Common Stocks (Schedule D, Part 2, Section 2 type) - Industrial and Miscellaneous (Unaffiliated)			0	0	XXX
5409999999	Total - Common Stocks (Schedule D, Part 2, Section 2 type) - Mutual Funds			0	0	XXX
5609999999	Total - Common Stocks (Schedule D, Part 2, Section 2 type) - Unit Investment Trusts			0	0	XXX
5809999999	Total - Common Stocks (Schedule D, Part 2, Section 2 type) - Closed-End Funds			0	0	XXX
5979999999	Total - Common Stocks (Schedule D, Part 2, Section 2 type) - Parent, Subsidiaries and Affiliates			0	0	XXX
5989999999	Total - Common Stocks (Schedule D, Part 2, Section 2 type)			0	0	XXX
5999999999	Total - Preferred and Common Stocks			0	0	XXX
912828-ZW-3	UNITED STATES OF AMERICA NOTES FIXED 0.25% 30/JUN/2025 USD 100		1.A	53,849	53,849	06/30/2025
000000-00-0	PERSHING LLC		1.F	47,103	47,103	10/31/2024
000000-00-0	BOFA SECURITIES, INC		1.F	48,870	48,870	09/30/2024
000000-00-0	BOFA SECURITIES, INC		1.F	17,664	17,664	09/30/2024
000000-00-0	BOFA SECURITIES, INC		1.F	176,638	176,638	09/30/2024
000000-00-0	PERSHING LLC		1.F	58,879	58,879	10/31/2024
000000-00-0	AUSTRALIA AND NEW ZEALAND BK GRP LT		1.E	17,660	17,664	12/17/2024
000000-00-0	BANK OF NOVA SCOTIA TORONTO		1.E	11,776	11,776	01/08/2025
000000-00-0	ING (US) Funding LLC		1.E	9,423	9,421	11/20/2024
000000-00-0	ING (US) Funding LLC		1.E	9,423	9,421	10/24/2024
9509999999	Subtotal - Short-Term Invested Assets (Schedule DA type)			451,285	451,285	XXX
000000-00-0	Mitsubishi UFJ Trust & Bank Co			9,670	9,581	07/29/2024
000000-00-0	Mitsubishi UFJ Trust & Bank Co			13,973	13,934	09/11/2024

SCHEDULE DL - PART 1  
SECURITIES LENDING COLLATERAL ASSETS

Reinvested Collateral Assets Owned Current Statement Date  
(Securities lending collateral assets reported in aggregate on Line 10 of the Assets page (Line 9 for Separate Accounts)  
and not included on Schedules A, B, BA, D, DB and E)

1	2	3	4	5	6	7
CUSIP Identification	Description	Code	NAIC Designation, NAIC Designation Modifier and SVO Administrative Symbol	Fair Value	Book/Adjusted Carrying Value	Maturity Date
000000-00-0	Mitsubishi UFJ Trust & Bank Co			5,820	5,806	09/13/2024
000000-00-0	SUMITOMO MITSUI TRUST BANK LTD, LDN			40,827	40,635	08/30/2024
000000-00-0	Mitsubishi UFJ Trust & Bank Co			17,487	17,336	09/03/2024
000000-00-0	Mitsubishi UFJ Trust & Bank Co			2,314	2,291	10/23/2024
000000-00-0	Mitsubishi UFJ Trust & Bank Co			14,131	14,131	07/11/2024
000000-00-0	MUFG Bank Ltd, London Branch			8,243	8,243	11/01/2024
000000-00-0	MUFG Bank Ltd, London Branch			17,664	17,664	09/23/2024
000000-00-0	MUFG Bank Ltd, London Branch			17,664	17,664	11/12/2024
000000-00-0	BANK OF MONTREAL, LONDON			11,776	11,776	12/17/2024
000000-00-0	BANK OF AMERICA NA			29,441	29,440	07/08/2024
000000-00-0	BANK OF AMERICA NA			23,564	23,552	11/22/2024
000000-00-0	BANK OF NOVA SCOTIA HOUSTON			23,552	23,552	05/02/2025
000000-00-0	BARCLAYS NEW YORK			14,131	14,131	08/07/2024
000000-00-0	COMMONWEALTH BANK AUS, NEW YORK			21,198	21,197	12/20/2024
000000-00-0	RABOBANK NEW YORK			2,356	2,361	12/05/2024
000000-00-0	CREDIT AGRICOLE CIB, NY			11,777	11,776	12/17/2024
000000-00-0	CREDIT AGRICOLE CIB, NY			41,224	41,216	12/10/2024
000000-00-0	CIC NY			15,309	15,309	10/11/2024
000000-00-0	MIZUHO BANK LIMITED NEW YORK			17,664	17,664	07/03/2024
000000-00-0	MIZUHO BANK LIMITED NEW YORK			23,558	23,552	11/12/2024
000000-00-0	NATIXIS NY			15,310	15,309	10/11/2024
000000-00-0	OCBC NEW YORK			16,486	16,520	10/22/2024
000000-00-0	OCBC NEW YORK			17,664	17,664	10/22/2024
000000-00-0	STANDARD CHARTERED NY			47,104	47,103	08/09/2024
000000-00-0	SUMITOMO MITSUI TRUST BANK LTD,NY			35,341	35,328	09/11/2024
000000-00-0	SUMITOMO BK NY			29,441	29,440	07/11/2024
000000-00-0	SUMITOMO BK NY			29,442	29,440	07/16/2024
000000-00-0	WESTPAC BKG CORP, NEW YORK			23,575	23,552	10/11/2024
000000-00-0	WESTPAC BKG CORP, NEW YORK			17,670	17,664	04/28/2025
000000-00-0	TORONTO DOMINION LONDON			5,888	5,888	08/14/2024
000000-00-0	BANK OF MONTREAL CHICAGO			29,452	29,440	08/01/2024
000000-00-0	BANK OF MONTREAL CHICAGO			23,563	23,552	08/07/2024
000000-00-0	BANK OF MONTREAL CHICAGO			17,688	17,664	11/08/2024
000000-00-0	BANK OF MONTREAL CHICAGO			5,890	5,888	03/12/2025
000000-00-0	BANK OF NOVA SCOTIA HOUSTON			35,328	35,328	11/06/2024
000000-00-0	BANK OF NOVA SCOTIA HOUSTON			23,552	23,552	02/06/2025
000000-00-0	BANK OF NOVA SCOTIA HOUSTON			11,776	11,776	03/19/2025
000000-00-0	CIBC NY			9,429	9,421	01/09/2025
000000-00-0	COMMONWEALTH BANK AUS, NEW YORK			23,563	23,552	04/10/2025
000000-00-0	ROYAL BANK OF CANADA NY			29,462	29,440	09/20/2024
000000-00-0	ROYAL BANK OF CANADA NY			11,795	11,776	11/08/2024
000000-00-0	ROYAL BANK OF CANADA NY			11,789	11,776	04/22/2025
000000-00-0	ROYAL BANK OF CANADA NY			25,929	25,907	05/08/2025
000000-00-0	SKANDI NY			11,782	11,776	02/06/2025
000000-00-0	SVENSKA NY			17,673	17,664	02/06/2025
000000-00-0	SVENSKA NY			11,783	11,776	05/15/2025
000000-00-0	TORONTO DOMINION NY			47,105	47,103	01/08/2025
000000-00-0	TORONTO DOMINION NY			23,552	23,552	05/09/2025
000000-00-0	MIZUHO BANK LIMITED LONDON			11,776	11,677	07/01/2024
000000-00-0	NATL BANK CANADA			43,571	43,571	07/05/2024
000000-00-0	SVENSKA NY			11,776	11,776	07/01/2024
000000-00-0	LANDESBANK BADEN-WURTEMBERG LDN			5,888	5,888	07/01/2024
000000-00-0	LHT N.Y.			11,776	11,776	07/01/2024
000000-00-0	FIRST ABU DHABI BANK USA NV			11,776	11,776	07/01/2024
9609999999	Subtotal - Cash (Schedule E Part 1 type)			1,088,938	1,088,117	XXX
	BOFA SECURITIES, INC		1.F	56,524	56,524	09/26/2024
	BEDFORD ROW FUNDING CORP		1.E	16,487	16,487	08/05/2024
	RBC CAPITAL MARKETS LLC		1.F	147,198	147,198	07/01/2024
	NATWEST MARKETS SECURITIES INC		1.F	29,440	29,440	07/01/2024
	DEUTSCHE BANK SECURITIES INC.		1.F	35,328	35,328	08/02/2024
	BOFA SECURITIES, INC		1.F	51,482	51,482	07/01/2024
	BOFA SECURITIES, INC		1.F	82,431	82,431	08/02/2024
	BOFA SECURITIES, INC		1.F	58,879	58,879	08/02/2024
	ING FINANCIAL MARKETS LLC		1.F	29,440	29,440	08/02/2024
	ING FINANCIAL MARKETS LLC		1.F	29,440	29,440	08/02/2024
	ING FINANCIAL MARKETS LLC		1.F	100,095	100,095	08/02/2024
	UNITED OF OMAHA LIFE INSURANCE		1.E	3,533	3,533	07/29/2024
	UNITED OF OMAHA LIFE INSURANCE		1.E	3,533	3,533	07/29/2024
	ROYAL BANK CANADA TORONTO		1.B	88,319	88,319	08/02/2024
	ROYAL BANK CANADA TORONTO		1.B	58,879	58,879	08/02/2024
	ROYAL BANK CANADA TORONTO		1.B	58,879	58,879	08/02/2024
	ROYAL BANK CANADA TORONTO		1.B	29,440	29,440	08/02/2024
	ROYAL BANK CANADA TORONTO		1.B	64,767	64,767	08/02/2024
	NOMURA SECURITIES INTERNATIONAL INC		1.A	17,664	17,664	07/01/2024
	TD PRIME SERVICES LLC		1.A	11,776	11,776	07/01/2024
	VIRTU AMERICAS LLC		1.A	5,888	5,888	07/02/2024
	TD PRIME SERVICES LLC		1.A	47,103	47,103	08/02/2024
018616-74-8	ALLIANCE BERNSTEIN GOVT FD		1.A	2,031	2,031	07/01/2024
09248U-70-0	TFDXX LEX BLACKROCK FED FUND		1.A	23,552	23,552	07/01/2024
31607A-70-3	FIDELITY INSTITUITONAL GOVT		1.A	1,178	1,178	07/01/2024
38141W-27-3	Goldman Sachs Fin Square Govt Fd		1.A	29,440	29,440	07/01/2024
44330V-48-0	HSBC US GOVT FUND LEX		1.A	5,888	5,888	07/01/2024
52470G-79-1	WESTERN ASST GOV FD		1.A	5,888	5,888	07/01/2024
61747C-70-7	MS GOVT US		1.A	11,359	11,359	07/01/2024
74928P-69-6	RBC US GOVT MONEY MKT FUND		1.A	45,101	45,101	07/01/2024
825252-88-5	INVESCO GOVT AND AGCY LEX		1.A	35,328	35,328	07/01/2024
9709999999	Subtotal - Cash Equivalents (Schedule E Part 2 type)			1,186,288	1,186,288	XXX
9999999999	- Totals			3,500,197	3,499,375	XXX

General Interrogatories:

1. Total activity for the year
- Fair Value \$ 867,901
- Book/Adjusted Carrying Value \$ 869,333
2. Average balance for the year
- Fair Value \$ 3,634,012
- Book/Adjusted Carrying Value \$ 3,631,667
3. Reinvested securities lending collateral assets book/adjusted carrying value included in this schedule by NAIC designation:
- NAIC 1 \$ 2,411,258
- NAIC 2 \$ 0
- NAIC 3 \$ 0
- NAIC 4 \$ 0
- NAIC 5 \$ 0
- NAIC 6 \$ 0

STATEMENT AS OF JUNE 30, 2024 OF THE Wellpoint Ohio, Inc.

**SCHEDULE DL - PART 2**  
**SECURITIES LENDING COLLATERAL ASSETS**

Reinvested Collateral Assets Owned Current Statement Date  
(Securities lending collateral assets included on Schedules A, B, BA, D, DB and E  
and not reported in aggregate on Line 10 of the Assets page (Line 9 for Separate Accounts))

1	2	3	4	5	6	7
CUSIP Identification	Description	Code	NAIC Designation, NAIC Designation Modifier and SVO Administrative Symbol	Fair Value	Book/Adjusted Carrying Value	Maturity Date
<div style="font-size: 100px; font-weight: bold; opacity: 0.5;">NONE</div>						
9999999999 - Totals						XXX

General Interrogatories:

1. Total activity for the year
2. Average balance for the year

Fair Value \$ ..... Book/Adjusted Carrying Value \$ .....  
 Fair Value \$ ..... Book/Adjusted Carrying Value \$ .....

## SCHEDULE E - PART 1 - CASH

1	2	3	4	5	Book Balance at End of Each Month During Current Quarter			9
					6	7	8	
Depository	Code	Rate of Interest	Amount of Interest Received During Current Quarter	Amount of Interest Accrued at Current Statement Date	First Month	Second Month	Third Month	*
Bank of America ..... 101 S. Tryon Street, 19th Floor, Charlotte, NC 28255		..... 0.000	..... 0	..... 0	..... 105,963	..... 201,792	..... 97,127	..XXX.
J.P. Morgan Chase ..... 4 New York Plaza, 13th Floor, New York, NY 10004 .		..... 0.000	..... 0	..... 0	..... 9,572,729	..... 22,569,260	..... 16,502,991	..XXX.
0199998. Deposits in ... depositories that do not exceed the allowable limit in any one depository (See instructions) - Open Depositories	XXX	XXX	0	0				XXX
0199999. Totals - Open Depositories	XXX	XXX	0	0	9,678,692	22,771,052	16,600,118	XXX
0299998. Deposits in ... depositories that do not exceed the allowable limit in any one depository (See instructions) - Suspended Depositories	XXX	XXX						XXX
0299999. Totals - Suspended Depositories	XXX	XXX	0	0	0	0	0	XXX
0399999. Total Cash on Deposit	XXX	XXX	0	0	9,678,692	22,771,052	16,600,118	XXX
0499999. Cash in Company's Office	XXX	XXX	XXX	XXX				XXX
.....								
.....								
.....								
.....								
.....								
.....								
.....								
.....								
.....								
.....								
0599999. Total - Cash	XXX	XXX	0	0	9,678,692	22,771,052	16,600,118	XXX

STATEMENT AS OF JUNE 30, 2024 OF THE Wellpoint Ohio, Inc.

**SCHEDULE E - PART 2 - CASH EQUIVALENTS**

Show Investments Owned End of Current Quarter

[illegible]