



PROPERTY AND CASUALTY COMPANIES - ASSOCIATION EDITION

QUARTERLY STATEMENT

AS OF MARCH 31, 2024

OF THE CONDITION AND AFFAIRS OF THE

STATE AUTO INSURANCE COMPANY OF OHIO

NAIC Group Code 0111 0175 NAIC Company Code 11017 Employer's ID Number 31-1651026

Organized under the Laws of Ohio, State of Domicile or Port of Entry OH

Country of Domicile United States of America

Incorporated/Organized 05/17/1999 Commenced Business 01/01/2000

Statutory Home Office 518 East Broad Street Columbus, OH, US 43215

Main Administrative Office 518 East Broad Street Columbus, OH, US 43215 833-724-3577

Mail Address 518 East Broad Street Columbus, OH, US 43215

Primary Location of Books and Records 518 East Broad Street Columbus, OH, US 43215 614-464-5000

Internet Website Address www.stateauto.com

Statutory Statement Contact Rick McClenathan 614-917-4571 corporateaccounting@stateauto.com 317-715-4519

OFFICERS

President and Chief Executive Officer Hamid Talal Mirza Executive Vice President and Treasurer Nikos Vasilakos Executive Vice President, Chief Legal Officer and Secretary Damon Paul Hart

OTHER

Christopher Locke Peirce, Executive Vice President Matthew Edwin Johnson #, Chief Financial Officer Paul Sanghera, EVP and Comptroller Vlad Yakov Barbalat, EVP and Chief Investment Officer

DIRECTORS OR TRUSTEES

James Matthew Czapla Matthew Paul Dolan Alison Brooke Erbig Michael Joseph Fallon Damon Paul Hart Matthew Edwin Johnson # Hamid Talal Mirza Elizabeth Julia Morahan Paul Sanghera

State of Massachusetts SS: County of Suffolk

The officers of this reporting entity being duly sworn, each depose and say that they are the described officers of said reporting entity, and that on the reporting period stated above, all of the herein described assets were the absolute property of the said reporting entity, free and clear from any liens or claims thereon, except as herein stated, and that this statement, together with related exhibits, schedules and explanations therein contained, annexed or referred to, is a full and true statement of all the assets and liabilities and of the condition and affairs of the said reporting entity as of the reporting period stated above, and of its income and deductions therefrom for the period ended, and have been completed in accordance with the NAIC Annual Statement Instructions and Accounting Practices and Procedures manual except to the extent that: (1) state law may differ; or, (2) that state rules or regulations require differences in reporting not related to accounting practices and procedures, according to the best of their information, knowledge and belief, respectively. Furthermore, the scope of this attestation by the described officers also includes the related corresponding electronic filing with the NAIC, when required, that is an exact copy (except for formatting differences due to electronic filing) of the enclosed statement. The electronic filing may be requested by various regulators in lieu of or in addition to the enclosed statement.

Hamid Talal Mirza Damon Paul Hart Nikos Vasilakos President and Chief Executive Officer Executive Vice President, Chief Legal Officer and Secretary Executive Vice President and Treasurer

Subscribed and sworn to before me this 10th day of May 2024 a. Is this an original filing? Yes [ X ] No [ ] b. If no, 1. State the amendment number..... 2. Date filed ..... 3. Number of pages attached.....

STATEMENT AS OF MARCH 31, 2024 OF THE STATE AUTO INSURANCE COMPANY OF OHIO

ASSETS

	Current Statement Date			4 December 31 Prior Year Net Admitted Assets
	1 Assets	2 Nonadmitted Assets	3 Net Admitted Assets (Cols. 1 - 2)	
1. Bonds .....	6,532,927	0	6,532,927	7,073,168
2. Stocks:				
2.1 Preferred stocks .....	0	0	0	0
2.2 Common stocks .....	0	0	0	0
3. Mortgage loans on real estate:				
3.1 First liens .....	0	0	0	0
3.2 Other than first liens.....	0	0	0	0
4. Real estate:				
4.1 Properties occupied by the company (less \$ .....0 encumbrances) .....	0	0	0	0
4.2 Properties held for the production of income (less \$ .....0 encumbrances) .....	0	0	0	0
4.3 Properties held for sale (less \$ .....0 encumbrances) .....	0	0	0	0
5. Cash (\$ ..... 1,117,766 ), cash equivalents (\$ .....0 ) and short-term investments (\$ .....496,383 ) .....	1,614,148	0	1,614,148	516,666
6. Contract loans (including \$ .....0 premium notes) .....	0	0	0	0
7. Derivatives .....	0	0	0	0
8. Other invested assets .....	0	0	0	0
9. Receivables for securities .....	28,875	0	28,875	0
10. Securities lending reinvested collateral assets .....	0	0	0	0
11. Aggregate write-ins for invested assets .....	0	0	0	0
12. Subtotals, cash and invested assets (Lines 1 to 11) .....	8,175,950	0	8,175,950	7,589,835
13. Title plants less \$ .....0 charged off (for Title insurers only) .....	0	0	0	0
14. Investment income due and accrued .....	23,909	0	23,909	53,423
15. Premiums and considerations:				
15.1 Uncollected premiums and agents' balances in the course of collection .....	0	0	0	0
15.2 Deferred premiums, agents' balances and installments booked but deferred and not yet due (including \$ .....0 earned but unbilled premiums) .....	0	0	0	0
15.3 Accrued retrospective premiums (\$ .....0 ) and contracts subject to redetermination (\$ .....0 ) .....	0	0	0	0
16. Reinsurance:				
16.1 Amounts recoverable from reinsurers .....	4,903,212	0	4,903,212	3,267,714
16.2 Funds held by or deposited with reinsured companies .....	0	0	0	0
16.3 Other amounts receivable under reinsurance contracts .....	0	0	0	0
17. Amounts receivable relating to uninsured plans .....	0	0	0	0
18.1 Current federal and foreign income tax recoverable and interest thereon ....	0	0	0	0
18.2 Net deferred tax asset .....	68,000	68,000	0	0
19. Guaranty funds receivable or on deposit .....	0	0	0	0
20. Electronic data processing equipment and software .....	0	0	0	0
21. Furniture and equipment, including health care delivery assets (\$ .....0 ) .....	0	0	0	0
22. Net adjustment in assets and liabilities due to foreign exchange rates .....	0	0	0	0
23. Receivables from parent, subsidiaries and affiliates .....	426,843	0	426,843	394,835
24. Health care (\$ .....0 ) and other amounts receivable .....	0	0	0	0
25. Aggregate write-ins for other than invested assets .....	0	0	0	2,625
26. Total assets excluding Separate Accounts, Segregated Accounts and Protected Cell Accounts (Lines 12 to 25) .....	13,597,914	68,000	13,529,914	11,308,432
27. From Separate Accounts, Segregated Accounts and Protected Cell Accounts .....	0	0	0	0
28. Total (Lines 26 and 27)	13,597,914	68,000	13,529,914	11,308,432
DETAILS OF WRITE-INS				
1101. ....	0	0	0	0
1102. ....				
1103. ....				
1198. Summary of remaining write-ins for Line 11 from overflow page .....	0	0	0	0
1199. Totals (Lines 1101 through 1103 plus 1198)(Line 11 above)	0	0	0	0
2501. Misc Accounts Recievable .....	0	0	0	2,625
2502. ....				
2503. ....				
2598. Summary of remaining write-ins for Line 25 from overflow page .....	0	0	0	0
2599. Totals (Lines 2501 through 2503 plus 2598)(Line 25 above)	0	0	0	2,625

STATEMENT AS OF MARCH 31, 2024 OF THE STATE AUTO INSURANCE COMPANY OF OHIO

LIABILITIES, SURPLUS AND OTHER FUNDS

	1 Current Statement Date	2 December 31, Prior Year
1. Losses (current accident year \$ .....0 ) .....	0	0
2. Reinsurance payable on paid losses and loss adjustment expenses .....	0	0
3. Loss adjustment expenses .....	0	0
4. Commissions payable, contingent commissions and other similar charges .....	0	0
5. Other expenses (excluding taxes, licenses and fees) .....	0	0
6. Taxes, licenses and fees (excluding federal and foreign income taxes) .....	0	0
7.1 Current federal and foreign income taxes (including \$ .....0 on realized capital gains (losses)) .....	15,991	49,255
7.2 Net deferred tax liability .....	0	0
8. Borrowed money \$ .....0 and interest thereon \$ .....0 .....	0	0
9. Unearned premiums (after deducting unearned premiums for ceded reinsurance of \$ .....2,558,842 and including warranty reserves of \$ .....0 and accrued accident and health experience rating refunds including \$ .....0 for medical loss ratio rebate per the Public Health Service Act) .....	0	0
10. Advance premium .....	0	0
11. Dividends declared and unpaid:		
11.1 Stockholders .....	0	0
11.2 Policyholders .....	0	0
12. Ceded reinsurance premiums payable (net of ceding commissions) .....	2,462,713	2,604,783
13. Funds held by company under reinsurance treaties .....	0	0
14. Amounts withheld or retained by company for account of others .....	0	0
15. Remittances and items not allocated .....	0	0
16. Provision for reinsurance (including \$ .....0 certified) .....	3,000	3,000
17. Net adjustments in assets and liabilities due to foreign exchange rates .....	0	0
18. Drafts outstanding .....	0	0
19. Payable to parent, subsidiaries and affiliates .....	3,025,338	1,163,122
20. Derivatives .....	0	0
21. Payable for securities .....	499,104	0
22. Payable for securities lending .....	0	0
23. Liability for amounts held under uninsured plans .....	0	0
24. Capital notes \$ .....0 and interest thereon \$ .....0 .....	0	0
25. Aggregate write-ins for liabilities .....	0	0
26. Total liabilities excluding protected cell liabilities (Lines 1 through 25) .....	6,006,147	3,820,159
27. Protected cell liabilities .....	0	0
28. Total liabilities (Lines 26 and 27) .....	6,006,147	3,820,159
29. Aggregate write-ins for special surplus funds .....	0	0
30. Common capital stock .....	2,300,000	2,300,000
31. Preferred capital stock .....	0	0
32. Aggregate write-ins for other than special surplus funds .....	0	0
33. Surplus notes .....	0	0
34. Gross paid in and contributed surplus .....	3,823,680	3,823,680
35. Unassigned funds (surplus) .....	1,400,088	1,364,593
36. Less treasury stock, at cost:		
36.1 .....0 shares common (value included in Line 30 \$ .....0 ) .....	0	0
36.2 .....0 shares preferred (value included in Line 31 \$ .....0 ) .....	0	0
37. Surplus as regards policyholders (Lines 29 to 35, less 36) .....	7,523,768	7,488,273
38. Totals (Page 2, Line 28, Col. 3)	13,529,914	11,308,432
DETAILS OF WRITE-INS		
2501. ....	0	0
2502. ....		
2503. ....		
2598. Summary of remaining write-ins for Line 25 from overflow page .....	0	0
2599. Totals (Lines 2501 through 2503 plus 2598)(Line 25 above)	0	0
2901. ....	0	0
2902. ....		
2903. ....		
2998. Summary of remaining write-ins for Line 29 from overflow page .....	0	0
2999. Totals (Lines 2901 through 2903 plus 2998)(Line 29 above)	0	0
3201. ....		
3202. ....		
3203. ....		
3298. Summary of remaining write-ins for Line 32 from overflow page .....	0	0
3299. Totals (Lines 3201 through 3203 plus 3298)(Line 32 above)	0	0

STATEMENT OF INCOME

	1	2	3
	Current Year to Date	Prior Year to Date	Prior Year Ended December 31
UNDERWRITING INCOME			
1. Premiums earned:			
1.1 Direct (written \$ ..... (134,523) ) .....	2,896,022	4,626,012	17,435,300
1.2 Assumed (written \$ ..... 6,047 ) .....	6,047	6,768	19,146
1.3 Ceded (written \$ ..... (128,476) ) .....	2,902,069	4,632,780	17,454,446
1.4 Net (written \$ ..... 0 ) .....	0	0	0
DEDUCTIONS:			
2. Losses incurred (current accident year \$ ..... 0 ):			
2.1 Direct .....	1,475,907	4,282,538	15,029,212
2.2 Assumed .....	2,143	2,580	10,553
2.3 Ceded .....	1,478,050	4,285,118	15,039,765
2.4 Net .....	0	0	0
3. Loss adjustment expenses incurred .....	0	0	0
4. Other underwriting expenses incurred .....	0	0	0
5. Aggregate write-ins for underwriting deductions .....	0	0	0
6. Total underwriting deductions (Lines 2 through 5) .....	0	0	0
7. Net income of protected cells .....	0	0	0
8. Net underwriting gain (loss) (Line 1 minus Line 6 + Line 7) .....	0	0	0
INVESTMENT INCOME			
9. Net investment income earned .....	51,495	140,501	485,202
10. Net realized capital gains (losses) less capital gains tax of \$ ..... 0 .....	0	0	(127,135)
11. Net investment gain (loss) (Lines 9 + 10) .....	51,495	140,501	358,067
OTHER INCOME			
12. Net gain or (loss) from agents' or premium balances charged off (amount recovered \$ ..... 0 amount charged off \$ ..... 0 ) .....	0	0	0
13. Finance and service charges not included in premiums .....	0	0	0
14. Aggregate write-ins for miscellaneous income .....	0	0	0
15. Total other income (Lines 12 through 14) .....	0	0	0
16. Net income before dividends to policyholders, after capital gains tax and before all other federal and foreign income taxes (Lines 8 + 11 + 15) .....	51,495	140,501	358,067
17. Dividends to policyholders .....	0	0	0
18. Net income, after dividends to policyholders, after capital gains tax and before all other federal and foreign income taxes (Line 16 minus Line 17) .....	51,495	140,501	358,067
19. Federal and foreign income taxes incurred .....	16,000	61,000	170,795
20. Net income (Line 18 minus Line 19)(to Line 22) .....	35,495	79,501	187,272
CAPITAL AND SURPLUS ACCOUNT			
21. Surplus as regards policyholders, December 31 prior year .....	7,488,273	19,100,744	19,100,744
22. Net income (from Line 20) .....	35,495	79,501	187,272
23. Net transfers (to) from Protected Cell accounts .....	0	0	0
24. Change in net unrealized capital gains (losses) less capital gains tax of \$ ..... 0 .....	0	0	0
25. Change in net unrealized foreign exchange capital gain (loss) .....	0	0	0
26. Change in net deferred income tax .....	0	(35,000)	72,000
27. Change in nonadmitted assets .....	0	35,000	(68,000)
28. Change in provision for reinsurance .....	0	0	(3,000)
29. Change in surplus notes .....	0	0	0
30. Surplus (contributed to) withdrawn from protected cells .....	0	0	0
31. Cumulative effect of changes in accounting principles .....	0	0	0
32. Capital changes:			
32.1 Paid in .....	0	0	0
32.2 Transferred from surplus (Stock Dividend) .....	0	0	0
32.3 Transferred to surplus .....	0	0	0
33. Surplus adjustments:			
33.1 Paid in .....	0	0	0
33.2 Transferred to capital (Stock Dividend) .....	0	0	0
33.3 Transferred from capital .....	0	0	0
34. Net remittances from or (to) Home Office .....	0	0	0
35. Dividends to stockholders .....	0	0	(11,800,743)
36. Change in treasury stock .....	0	0	0
37. Aggregate write-ins for gains and losses in surplus .....	0	0	0
38. Change in surplus as regards policyholders (Lines 22 through 37) .....	35,495	79,501	(11,612,471)
39. Surplus as regards policyholders, as of statement date (Lines 21 plus 38) .....	7,523,768	19,180,245	7,488,273
DETAILS OF WRITE-INS			
0501. ....	0	0	0
0502. ....			
0503. ....			
0598. Summary of remaining write-ins for Line 5 from overflow page .....	0	0	0
0599. Totals (Lines 0501 through 0503 plus 0598)(Line 5 above) .....	0	0	0
1401. ....	0	0	0
1402. ....			
1403. ....			
1498. Summary of remaining write-ins for Line 14 from overflow page .....	0	0	0
1499. Totals (Lines 1401 through 1403 plus 1498)(Line 14 above) .....	0	0	0
3701. ....	0	0	0
3702. ....			
3703. ....			
3798. Summary of remaining write-ins for Line 37 from overflow page .....	0	0	0
3799. Totals (Lines 3701 through 3703 plus 3798)(Line 37 above) .....	0	0	0

STATEMENT AS OF MARCH 31, 2024 OF THE STATE AUTO INSURANCE COMPANY OF OHIO

CASH FLOW

	1 Current Year To Date	2 Prior Year To Date	3 Prior Year Ended December 31
Cash from Operations			
1. Premiums collected net of reinsurance .....	(142,069)	3,729,367	(1,992,013)
2. Net investment income .....	83,648	201,129	540,042
3. Miscellaneous income .....	0	0	0
4. Total (Lines 1 to 3) .....	(58,421)	3,930,496	(1,451,971)
5. Benefit and loss related payments .....	1,635,498	3,376,199	(364,148)
6. Net transfers to Separate Accounts, Segregated Accounts and Protected Cell Accounts .....	0	0	0
7. Commissions, expenses paid and aggregate write-ins for deductions .....	0	0	0
8. Dividends paid to policyholders .....	0	0	0
9. Federal and foreign income taxes paid (recovered) net of \$ .....0 tax on capital gains (losses) .....	49,264	(106,184)	(52,439)
10. Total (Lines 5 through 9) .....	1,684,762	3,270,015	(416,587)
11. Net cash from operations (Line 4 minus Line 10) .....	(1,743,183)	660,481	(1,035,383)
Cash from Investments			
12. Proceeds from investments sold, matured or repaid:			
12.1 Bonds .....	1,340,000	4,235,393	7,455,930
12.2 Stocks .....	0	0	0
12.3 Mortgage loans .....	0	0	0
12.4 Real estate .....	0	0	0
12.5 Other invested assets .....	0	0	0
12.6 Net gains or (losses) on cash, cash equivalents and short-term investments .....	0	0	0
12.7 Miscellaneous proceeds .....	499,104	0	0
12.8 Total investment proceeds (Lines 12.1 to 12.7) .....	1,839,104	4,235,393	7,455,930
13. Cost of investments acquired (long-term only):			
13.1 Bonds .....	799,043	1,026	3,362,607
13.2 Stocks .....	0	0	0
13.3 Mortgage loans .....	0	0	0
13.4 Real estate .....	0	0	0
13.5 Other invested assets .....	0	0	0
13.6 Miscellaneous applications .....	28,875	0	0
13.7 Total investments acquired (Lines 13.1 to 13.6) .....	827,918	1,026	3,362,607
14. Net increase (or decrease) in contract loans and premium notes .....	0	0	0
15. Net cash from investments (Line 12.8 minus Line 13.7 and Line 14) .....	1,011,186	4,234,367	4,093,323
Cash from Financing and Miscellaneous Sources			
16. Cash provided (applied):			
16.1 Surplus notes, capital notes .....	0	0	0
16.2 Capital and paid in surplus, less treasury stock .....	0	0	0
16.3 Borrowed funds .....	0	0	0
16.4 Net deposits on deposit-type contracts and other insurance liabilities .....	0	0	0
16.5 Dividends to stockholders .....	0	0	11,800,743
16.6 Other cash provided (applied) .....	1,829,479	(463,095)	1,569,599
17. Net cash from financing and miscellaneous sources (Line 16.1 through Line 16.4 minus Line 16.5 plus Line 16.6) .....	1,829,479	(463,095)	(10,231,144)
RECONCILIATION OF CASH, CASH EQUIVALENTS AND SHORT-TERM INVESTMENTS			
18. Net change in cash, cash equivalents and short-term investments (Line 11, plus Lines 15 and 17) .	1,097,482	4,431,753	(7,173,205)
19. Cash, cash equivalents and short-term investments:			
19.1 Beginning of year .....	516,667	7,689,871	7,689,871
19.2 End of period (Line 18 plus Line 19.1) .....	1,614,149	12,121,625	516,667

Note: Supplemental disclosures of cash flow information for non-cash transactions:

--	--	--	--

# NOTES TO FINANCIAL STATEMENTS

## 1. Summary of Significant Accounting Policies:

### A. Accounting Practices:

The accompanying financial statements of State Auto Insurance Company of Ohio (the "Company" or "SA Ohio") are presented on the basis of accounting practices prescribed or permitted by the Ohio Department of Insurance, which has adopted the National Association of Insurance Commissioners' (NAIC) *Accounting Practices and Procedures* manual (NAIC SAP).

A reconciliation of the Company's net income and capital and surplus between the practices prescribed and permitted by the state of Ohio and NAIC SAP is shown below:

		SSAP #	F/S Page	F/S Line #	Amount (\$)	
					2024	2023
NET INCOME						
1.	SA Ohio state basis (Page 4, Line 20, Columns 1 & 3)				35,495	187,272
2.	State Prescribed Practices that are an increase/(decrease) from NAIC SAP:				—	—
3.	State Permitted Practices that are an increase/(decrease) from NAIC SAP:				—	—
4.	NAIC SAP (1 - 2 - 3 = 4)				35,495	187,272
SURPLUS						
5.	SA Ohio state basis (Page 3, Line 37, Columns 1 & 2)				7,523,768	7,488,273
6.	State Prescribed Practices that are an increase/(decrease) from NAIC SAP:				—	—
7.	State Permitted Practices that are an increase/(decrease) from NAIC SAP:				—	—
8.	NAIC SAP (5 - 6 - 7 = 8)				7,523,768	7,488,273

### C. Accounting Policy:

2. Bonds are carried at cost, adjusted where appropriate for amortization of premium or discount, or fair value as specified by the SVO Manual.
6. Mortgage backed/asset backed securities are carried at amortized cost or fair value based on guidance in the SVO Manual. Prepayment assumptions for mortgage backed/asset backed securities are based on market expectations. The retrospective adjustment method is used to value all mortgage backed/asset backed securities.

### D. Going Concern:

Management continuously monitors the Company's financial results and compliance with regulatory requirements. There are currently no circumstances that could call into question the Company's ability to continue as a going concern.

## 2. Accounting Changes and Corrections of Errors:

No substantial change from December 31, 2023.

## 3. Business Combinations and Goodwill:

No substantial change from December 31, 2023.

## 4. Discontinued Operations:

No substantial change from December 31, 2023.

## 5. Investments:

- A. Mortgage Loans: Not applicable.
- B. Debt Restructuring: Not applicable.
- C. Reverse Mortgages: Not applicable.

### D. Loan-Backed Securities:

1. Prepayment speed assumptions are updated monthly with data sourced from the Bloomberg data service.
2. The Company has not recognized any other than temporary impairments on its loan-backed securities.
3. The Company has not recognized any other than temporary impairments on its loan-backed securities.
4. The Company has loan-backed securities in which the fair value is less than cost or amortized cost for which an other than temporary impairment has not been recognized.

	Amount (\$)
a. The aggregate amount of unrealized losses	
1. Less than 12 Months	(1,821)
2. 12 Months or Longer	—
b. The aggregate related fair value of securities with unrealized losses	
1. Less than 12 Months	298,179
2. 12 Months or Longer	—

5. The Company reviews fixed income securities for impairment on a quarterly basis. Securities are reviewed for both quantitative and qualitative considerations including, but not limited to: (a) the extent of the decline in fair value below book value, (b) the duration of the decline, (c) significant adverse changes in the financial condition or near term prospects of the investment or issuer, (d) significant change in the business climate or credit ratings of the issuer, (e) general market conditions and volatility, (f) industry factors, and (g) the past impairment of the security holding or the issuer. If the Company believes a decline in the value of a particular investment is temporary, the decline is recorded as an unrealized loss in policyholders' equity. If the decline is believed to be "other-than-temporary," and the Company believes it will not be able to collect all cash flows due on its fixed income securities, then the carrying value of the investment is written down to the expected cash flow amount and a realized loss is recorded as a credit impairment.

### E. Dollar Repurchase Agreements: Not applicable.

### F. Repurchase Agreements Transactions Accounted for as Secured Borrowing: Not applicable.

**5. Investments (continued):**

- G. Reverse Repurchase Agreements Transactions Accounted for as Secured Borrowing: Not applicable.
- H. Repurchase Agreements Transactions Accounted for as a Sale: Not applicable.
- I. Reverse Repurchase Agreements Transactions Accounted for as a Sale: Not applicable.
- J. Real Estate: Not applicable.
- K. Investments in Low Income Housing Tax Credits: Not applicable.
- L. Restricted Assets: No substantial change from December 31, 2023.
- M. Working Capital Finance Investments: Not applicable.
- N. Offsetting and Netting of Assets and Liabilities: Not applicable.
- O. 5GI Securities: Not applicable.
- P. Short Sales: Not applicable.
- Q. Prepayment Penalty and Acceleration Fees: Not applicable.
- R. Reporting Entity's Share of Cash Pool by Asset Type: Not applicable.

**6. Joint Ventures, Partnerships and Limited Liability Companies:**

No substantial change from December 31, 2023.

**7. Investment Income:**

No substantial change from December 31, 2023.

**8. Derivative Instruments:**

No substantial change from December 31, 2023.

**9. Income Taxes:**

**F. Consolidated Federal Income Tax Return:**

**1. The Company's Federal income tax return is consolidated with the following entities:**

America First Insurance Company	Liberty Financial Services, Inc.	Oregon Automobile Insurance Company
America First Lloyd's Insurance Company	Liberty Insurance Corporation	Peerless Indemnity Insurance Company
American Compensation Insurance Company	Liberty Insurance Holdings, Inc.	Peerless Insurance Company
American Economy Insurance Company	Liberty Insurance Underwriters Inc.	Plaza Insurance Company
American Fire and Casualty Company	Liberty International Holdings Inc.	Rianoc Research Corporation
American States Insurance Company	Liberty Life Holdings Inc.	Rockhill Holding Company
American States Insurance Company of Texas	Liberty Lloyds of Texas Insurance Company	Rockhill Insurance Company
American States Lloyds Insurance Company	Liberty Management Services, Inc.	RTW, Inc.
American States Preferred Insurance Company	Liberty Mexico Holdings Inc.	SA Software Shelf, Inc.
Berkeley Management Corporation	Liberty Mutual Agency Corporation	SAFECARE Company, Inc.
Bloomington Compensation Insurance Company	Liberty Mutual Credit Risk Transfer PCC Inc.	Safeco Corporation
Colorado Casualty Insurance Company	Liberty Mutual Fire Insurance Company	Safeco General Agency, Inc.
Consolidated Insurance Company	Liberty Mutual Group Asset Management Inc.	Safeco Insurance Company of America
Diversified Settlements, Inc.	Liberty Mutual Group Inc.	Safeco Insurance Company of Illinois
Eagle Development Corporation	Liberty Mutual Holding Company Inc.	Safeco Insurance Company of Indiana
Emerald City Insurance Agency, Inc.	Liberty Mutual Insurance Company	Safeco Insurance Company of Oregon
Employers Insurance Company of Wausau	Liberty Mutual Personal Insurance Company	Safeco Lloyds Insurance Company
Excelsior Insurance Company	Liberty Mutual Technology Group, Inc.	Safeco National Insurance Company
Excess Risk Reinsurance, Inc.	Liberty Northwest Insurance Corporation	Safeco Properties, Inc.
Facilitators, Inc.	Liberty Personal Insurance Company	Safeco Surplus Lines Insurance Company
F.B. Beattie & Co., Inc.	Liberty RE (Bermuda) Limited	San Diego Insurance Company
First National Insurance Company of America	Liberty Sponsored Insurance (Vermont), Inc.	State Auto Financial Corporation
First State Agency Inc.	Liberty Surplus Insurance Corporation	State Auto Holdings, Inc.
General America Corporation	LIH-RE of America Corporation	State Auto Insurance Company of Ohio
General America Corporation of Texas	LIU Specialty Insurance Agency Inc.	State Auto Insurance Company of Wisconsin
General Insurance Company of America	LM General Insurance Company	State Auto Labs Corp.
Golden Eagle Insurance Corporation	LM Insurance Corporation	State Auto Property & Casualty Insurance Company
Gulf States AIF, Inc.	LM Property and Casualty Insurance Company	State Automobile Mutual Insurance Company
Hawkeye-Security Insurance Company	LMCRT-FRE-01 IC	Stateco Financial Services, Inc.
Indiana Insurance Company	LMHC Massachusetts Holdings Inc.	The First Liberty Insurance Corporation
Insurance Company of Illinois	Managed Care Associates Inc.	The Midwestern Indemnity Company
Ironshore Holdings (US) Inc.	Meridian Security Insurance Company	The National Corporation
Ironshore Indemnity Inc.	Mid-American Fire & Casualty Company	The Netherlands Insurance Company
Liberty Specialty Markets Bermuda Limited	Milbank Insurance Company	The Ohio Casualty Insurance Company
Ironshore Management Inc.	Nationale Borg Reinsurance N.V.	Wausau Business Insurance Company
Ironshore Services Inc.	North Pacific Insurance Company	Wausau General Insurance Company
Ironshore Specialty Insurance Company	Ocasco Budget, Inc.	Wausau Underwriters Insurance Company
Ironshore Surety Holdings Inc.	OCI Printing, Inc.	West American Insurance Company
LEXCO Limited	Ohio Casualty Corporation	Winmar Company, Inc.
Liberty-USA Corporation	Ohio Security Insurance Company	Workgrid Software, Inc
Liberty Energy Canada, Inc.	Open Seas Solutions, Inc.	

2. The method of federal income tax allocation is subject to a written agreement. Allocation is based upon separate return calculations with credit applied for losses as appropriate. The Company has the enforceable right to recoup prior year payments in the event of future losses.

**10. Information Concerning Parent, Subsidiaries and Affiliates:**

**B. Details of Transactions Greater than 1/2% of Admitted Assets:**

On July 14, 2023, the Board of Directors of the Company declared a \$11,800,743 dividend to be paid to State Auto Financial Corporation. This dividend was paid in cash and securities on August 28, 2023.

**E. Management, Service Contracts, Cost Sharing Arrangements:**

On March 1, 2022 the following changes were effective:

The Company became a party to a management services agreement (the "Agreement") with Liberty Mutual Insurance Company ("LMIC").

The Company became a party to a cash management agreement with LMIC whereby LMIC provides services to the Company.



**10. Information Concerning Parent, Subsidiaries and Affiliates (continued):**

The Company became a party to an investment management agreement with Liberty Mutual Group Asset Management Inc. ("LMGAM"). Under the agreement, LMGAM provides services to the Company. This agreement replaced the Stateco Investment Management Agreement.

The Company became a party to a Federal Tax Sharing Agreement between Liberty Mutual Holding Company Inc. ("LMHC") and affiliates (refer to Note 9F).

**G. Nature of Relationships that Could Affect Operations:**

On July 12, 2021, the Company's ultimate controlling entity, State Automobile Mutual Insurance Company ("SAM"), entered into an agreement and Plan of Merger and Combination ("Merger Agreement") with Liberty Mutual Holding Company Inc. ("LMHC"). Pursuant to a Plan of Reorganization, on March 1, 2022, the reorganization was effectuated with SAM surviving the merger as an Ohio domiciled reorganized stock insurance subsidiary of LMHC.

The Company is a member of the Liberty Mutual Group that is defined in Schedule Y – Information Concerning Activities of Insurer Members of a Holding Company Group. See Schedule Y Part 1 – Organizational Chart.

**11. Debt:**

No substantial change from December 31, 2023.

**12. Retirement Plans, Deferred Compensation, Postretirement Benefits and Compensated Absences and Other Postretirement Benefit Plans:**

No substantial change from December 31, 2023.

**13. Capital and Surplus, Shareholders' Dividend Restrictions and Quasi-Reorganizations:**

**D. Dates and Amounts of Dividends Paid:**

On July 14, 2023, the Board of Directors of the Company declared a \$11,800,743 dividend to be paid to State Auto Financial Corporation. This dividend was paid in cash and securities on August 28, 2023.

**14. Liabilities, Contingencies and Assessments:**

No substantial change from December 31, 2023.

**15. Leases:**

No substantial change from December 31, 2023.

**16. Information about Financial Instruments with Off-Balance-Sheet Risk and Financial Instruments with Concentrations of Credit Risk:**

No substantial change from December 31, 2023.

**17. Sale, Transfer and Servicing of Financial Instruments and Extinguishments of Liabilities:**

No substantial change from December 31, 2023.

**18. Gain or Loss to the Reporting Entity from Uninsured A&H Plans and the Uninsured Portion of Partially Insured Plans:**

No substantial change from December 31, 2023.

**19. Direct Premium Written/Produced by Managing General Agents/Third Party Administrators:**

No substantial change from December 31, 2023.

**20. Fair Value Measurement:**

**A. Inputs Used for Assets and Liabilities Measured and Reported at Fair Value or Net Asset Value:**

The Company has categorized its assets and liabilities that are reported on the balance sheet at fair value into the three-level fair value hierarchy as reflected in the table below. The three-level fair value hierarchy is based on the degree of subjectivity inherent in the valuation method by which fair value was determined. The three levels are defined as follows.

Level 1 - Quoted Prices in Active Markets for Identical Assets and Liabilities: The Company has no assets or liabilities measured and reported at fair value in this category.

Level 2 - Significant Other Observable Inputs: The Company has no assets or liabilities measured and reported at fair value in this category.

Level 3 - Significant Unobservable Inputs: The Company has no assets or liabilities measured and reported at fair value in this category.

Net asset value (NAV): The Company has no assets or liabilities measured and reported in this category.

1. The Company has no assets or liabilities that are measured and reported at fair value or net asset value that can be categorized in the three-level fair value hierarchy.
2. The Company has no assets or liabilities measured and reported at fair value in Level 3.
3. Transfers between level categorizations may occur due to changes in the availability of market observable inputs. Transfers in and out of level categorizations are reported as having occurred at the beginning of the quarter in which the transfer occurred. There were no transfers between level categorizations as of March 31, 2024.
4. The Company has no assets or liabilities measured and reported at fair value in Level 2 or Level 3.
5. The Company has no derivative assets or liabilities.

**B. Other Fair Value Disclosures: Not applicable.**

**C. Fair Values for All Financial Instruments by Levels 1, 2, and 3:**

See Item A for a discussion on valuation techniques for assets and liabilities that are measured and reported at fair value or net asset value.

The Company utilizes information provided by a nationally recognized pricing service to estimate fair value measurements for its fixed maturities.

**20. Fair Value Measurement (continued):**

March 31, 2024:

Type of Financial Instrument	Amount (\$)						
	Aggregate Fair Value	Admitted Assets	(Level 1)	(Level 2)	(Level 3)	Net Asset Value (NAV)	Not Practicable (Carrying Value)
Bonds	6,355,181	6,532,927	5,900,166	455,015	—	—	—
Cash, cash equivalents, and short-term investments	1,613,869	1,614,148	1,613,869	—	—	—	—

December 31, 2023:

Type of Financial Instrument	Amount (\$)						
	Aggregate Fair Value	Admitted Assets	(Level 1)	(Level 2)	(Level 3)	Net Asset Value (NAV)	Not Practicable (Carrying Value)
Bonds	6,938,027	7,073,168	6,784,363	153,665	—	—	—
Cash, cash equivalents, and short-term investments	22,889	516,666	22,889	—	—	—	—

D. Financial Instruments for which Not Practical to Estimate Fair Values: Not applicable.

E. Financial Instruments using the NAV Practical Expedient: Not applicable.

**21. Other Items:**

No substantial change from December 31, 2023.

**22. Events Subsequent:**

Subsequent events have been considered through May 10, 2024 for the statutory statements issued on May 10, 2024.

**23. Reinsurance:**

No substantial change from December 31, 2023.

**24. Retrospectively Rated Contracts and Contracts Subject to Redetermination:**

No substantial change from December 31, 2023.

**25. Changes in Incurred Losses and Loss Adjustment Expenses:**

A. The Company has no net exposure to changes in incurred losses and loss adjustment expenses. Refer to Note 26 for details regarding the Liberty Mutual Second Amended and Restated Intercompany Reinsurance Agreement.

B. The Company had no significant changes in methodologies and assumptions used in calculating the liability for unpaid losses and loss adjustment expenses.

**26. Intercompany Pooling Arrangements:**

The Company previously participated in the State Auto intercompany pooling agreement which was commuted effective April 1, 2022. Also, effective April 1, 2022, and immediately after the commutation of the State Auto pooling agreement, the existing Liberty Mutual Second Amended and Restated Intercompany Reinsurance Agreement ("Reinsurance Agreement") was amended to add the Company as a party of the agreement. The Company's participation percentage in the Liberty Mutual agreement is 0.0%.

	<b>Pool Participant</b>	<b>NAIC Company Code</b>	<b>Pooling Participation Percentages</b>	<b>Lines of Business</b>
<i>Lead Company:</i> .....	Liberty Mutual Insurance Company	23043	50.0%	All Lines
<i>Affiliated Pool Companies:</i> .....	Peerless Insurance Company	24198	20.0%	All Lines
	Employers Insurance Company of Wausau	21458	8.0%	All Lines
	Liberty Mutual Fire Insurance Company	23035	8.0%	All Lines
	The Ohio Casualty Insurance Company	24074	8.0%	All Lines
	Safeco Insurance Company of America	24740	6.0%	All Lines
	American Compensation Insurance Company	45934	0.0%	All Lines
	American Economy Insurance Company	19690	0.0%	All Lines
	America First Insurance Company	12696	0.0%	All Lines
	America Fire and Casualty Company	24066	0.0%	All Lines
	America First Lloyd's Insurance Company	11526	0.0%	All Lines
	American States Insurance Company	19712	0.0%	All Lines
	American States Lloyd's Insurance Company	31933	0.0%	All Lines
	American States Preferred Insurance Company	37214	0.0%	All Lines
	Bloomington Compensation Insurance Company	12311	0.0%	All Lines
	Colorado Casualty Insurance Company	41785	0.0%	All Lines
	Consolidated Insurance Company	22640	0.0%	All Lines
	Excelsior Insurance Company	11045	0.0%	All Lines
	First National Insurance Company of America	24724	0.0%	All Lines
	The First Liberty Insurance Company	33588	0.0%	All Lines
	General Insurance Company of America	24732	0.0%	All Lines
	Golden Eagle Insurance Corporation	10836	0.0%	All Lines
	Hawkeye-Security Insurance Company	36919	0.0%	All Lines
	Insurance Company of Illinois	26700	0.0%	All Lines
	Indiana Insurance Company	22659	0.0%	All Lines
	Ironshore Indemnity Inc.	23647	0.0%	All Lines
	Ironshore Specialty Insurance Company	25445	0.0%	All Lines
	Liberty Insurance Company	42404	0.0%	All Lines
	Liberty Insurance Underwriters, Inc.	19917	0.0%	All Lines
	Liberty County Mutual Insurance Company	19544	0.0%	All Lines
	LM General Insurance Company	36447	0.0%	All Lines
	Liberty Lloyd's of Texas Insurance Company	11041	0.0%	All Lines
	LM Insurance Corporation	33600	0.0%	All Lines
	Liberty Mutual Mid-Atlantic Insurance Company	14486	0.0%	All Lines
	Liberty Mutual Personal Insurance Company	12484	0.0%	All Lines
	Liberty Northwest Insurance Company	41939	0.0%	All Lines
	Liberty Personal Insurance Company	11746	0.0%	All Lines
	Liberty Surplus Insurance Corporation	10725	0.0%	All Lines
	Meridian Security Insurance Company	23353	0.0%	All Lines
	Mid-American Fire & Casualty Company	23507	0.0%	All Lines
	Montgomery Mutual Insurance Company	14613	0.0%	All Lines
	The Midwestern Indemnity Company	23515	0.0%	All Lines
	Milbank Insurance Company	41653	0.0%	All Lines
	National Insurance Association	27944	0.0%	All Lines
	The Netherlands Insurance Company	24171	0.0%	All Lines
	North Pacific Insurance Company	23892	0.0%	All Lines
	Ohio Security Insurance Company	24082	0.0%	All Lines
	Oregon Automobile Insurance Company	23922	0.0%	All Lines
	Patrons Mutual Insurance Company of Connecticut	14923	0.0%	All Lines
	Peerless Indemnity Insurance Company	18333	0.0%	All Lines
	Plaza Insurance Company	30945	0.0%	All Lines
	Rockhill Insurance Company	28053	0.0%	All Lines
	Safeco Insurance Company of Illinois	39012	0.0%	All Lines
	Safeco Insurance Company of Indiana	11215	0.0%	All Lines
	Safeco Insurance Company of Oregon	11071	0.0%	All Lines
	Safeco Lloyds Insurance Company	11070	0.0%	All Lines
	Safeco National Insurance Company	24759	0.0%	All Lines
	Safeco Surplus Lines Insurance Company	11100	0.0%	All Lines
	State Auto Insurance Company of Ohio	11017	0.0%	All Lines
	State Auto Insurance Company of Wisconsin	31755	0.0%	All Lines
	State Automobile Mutual Insurance Company	25135	0.0%	All Lines
	State Auto Property & Casualty Insurance Company	25127	0.0%	All Lines
	Wausau Business Insurance Company	26069	0.0%	All Lines
	Wausau General Insurance Company	26425	0.0%	All Lines
	Wausau Underwriters Insurance Company	26042	0.0%	All Lines
	West American Insurance Company	44393	0.0%	All Lines
<i>100% Quota Share Affiliated Companies:</i> . . .	LM Property and Casualty Insurance Company	32352	0.0%	All Lines

Under the terms of the Reinsurance Agreement, the Company cedes 100% of its underwriting activity to the lead company, Liberty Mutual Insurance Company ("LMIC").

**26. Intercompany Pooling Arrangements (continued):**

The amount of ceded reinsurance written premiums between the Company and LMIC at March 31, 2024 is \$(128,470).

The amount of ceded reinsurance loss and loss adjustment expenses between the Company and LMIC at March 31, 2024 is \$28,729,191.

The amount of all other intercompany amounts due to the Company from LMIC at March 31, 2024 is \$368,692.

**27. Structured Settlements:**

No substantial change from December 31, 2023.

**28. Health Care Receivables:**

No substantial change from December 31, 2023.

**29. Participating Policies:**

No substantial change from December 31, 2023.

**30. Premium Deficiency Reserves:**

No substantial change from December 31, 2023.

**31. High Deductibles:**

No substantial change from December 31, 2023.

**32. Discounting of Liabilities for Unpaid Losses or Unpaid Loss Adjustment Expenses:**

No substantial change from December 31, 2023.

**33. Asbestos/Environmental Reserves:**

The Company has no net exposure to asbestos and environmental claims. Refer to Note 26 for details regarding the Liberty Mutual Second Amended and Restated Intercompany Reinsurance Agreement.

**34. Subscriber Savings Accounts:**

The Company is not a reciprocal insurance company.

**35. Multiple Peril Crop Insurance:**

No substantial change from December 31, 2023.

**36. Financial Guaranty Insurance:**

No substantial change from December 31, 2023.

STATEMENT AS OF MARCH 31, 2024 OF THE STATE AUTO INSURANCE COMPANY OF OHIO

GENERAL INTERROGATORIES

PART 1 - COMMON INTERROGATORIES

GENERAL

- 1.1

Did the reporting entity experience any material transactions requiring the filing of Disclosure of Material Transactions with the State of Domicile, as required by the Model Act? .....

Yes [ ] No [ X ]
- 1.2

If yes, has the report been filed with the domiciliary state? .....

Yes [ ] No [ ]
- 2.1

Has any change been made during the year of this statement in the charter, by-laws, articles of incorporation, or deed of settlement of the reporting entity? .....

Yes [ ] No [ X ]
- 2.2

If yes, date of change: .....
- 3.1

Is the reporting entity a member of an Insurance Holding Company System consisting of two or more affiliated persons, one or more of which is an insurer? .....

If yes, complete Schedule Y, Parts 1 and 1A.

Yes [ X ] No [ ]
- 3.2

Have there been any substantial changes in the organizational chart since the prior quarter end? .....

Yes [ X ] No [ ]
- 3.3

If the response to 3.2 is yes, provide a brief description of those changes.  
The sale of 12 international companies and related branch offices. ....
- 3.4

Is the reporting entity publicly traded or a member of a publicly traded group? .....

Yes [ ] No [ X ]
- 3.5

If the response to 3.4 is yes, provide the CIK (Central Index Key) code issued by the SEC for the entity/group. ....

0
- 4.1

Has the reporting entity been a party to a merger or consolidation during the period covered by this statement? .....

Yes [ ] No [ X ]
- 4.2

If yes, provide the name of the entity, NAIC Company Code, and state of domicile (use two letter state abbreviation) for any entity that has ceased to exist as a result of the merger or consolidation.

1	2	3
Name of Entity	NAIC Company Code	State of Domicile
5.

If the reporting entity is subject to a management agreement, including third-party administrator(s), managing general agent(s), attorney-in-fact, or similar agreement, have there been any significant changes regarding the terms of the agreement or principals involved? .....

If yes, attach an explanation.

Yes [ ] No [ X ] N/A [ ]
- 6.1

State as of what date the latest financial examination of the reporting entity was made or is being made. ....

12/31/2023
- 6.2

State the as of date that the latest financial examination report became available from either the state of domicile or the reporting entity. This date should be the date of the examined balance sheet and not the date the report was completed or released. ....

12/31/2018
- 6.3

State as of what date the latest financial examination report became available to other states or the public from either the state of domicile or the reporting entity. This is the release date or completion date of the examination report and not the date of the examination (balance sheet date). ....

01/09/2020
- 6.4

By what department or departments?  
Ohio Department of Insurance .....
- 6.5

Have all financial statement adjustments within the latest financial examination report been accounted for in a subsequent financial statement filed with Departments? .....

Yes [ ] No [ ] N/A [ X ]
- 6.6

Have all of the recommendations within the latest financial examination report been complied with? .....

Yes [ ] No [ ] N/A [ X ]
- 7.1

Has this reporting entity had any Certificates of Authority, licenses or registrations (including corporate registration, if applicable) suspended or revoked by any governmental entity during the reporting period? .....

Yes [ ] No [ X ]
- 7.2

If yes, give full information:  
#N/A .....
- 8.1

Is the company a subsidiary of a bank holding company regulated by the Federal Reserve Board? .....

Yes [ ] No [ X ]
- 8.2

If response to 8.1 is yes, please identify the name of the bank holding company.  
0 .....
- 8.3

Is the company affiliated with one or more banks, thrifts or securities firms? .....

Yes [ ] No [ X ]
- 8.4

If response to 8.3 is yes, please provide below the names and location (city and state of the main office) of any affiliates regulated by a federal regulatory services agency [i.e. the Federal Reserve Board (FRB), the Office of the Comptroller of the Currency (OCC), the Federal Deposit Insurance Corporation (FDIC) and the Securities Exchange Commission (SEC)] and identify the affiliate's primary federal regulator.

1	2	3	4	5	6
Affiliate Name	Location (City, State)	FRB	OCC	FDIC	SEC

STATEMENT AS OF MARCH 31, 2024 OF THE STATE AUTO INSURANCE COMPANY OF OHIO

GENERAL INTERROGATORIES

- 9.1

Are the senior officers (principal executive officer, principal financial officer, principal accounting officer or controller, or persons performing similar functions) of the reporting entity subject to a code of ethics, which includes the following standards? .....  
(a) Honest and ethical conduct, including the ethical handling of actual or apparent conflicts of interest between personal and professional relationships;  
(b) Full, fair, accurate, timely and understandable disclosure in the periodic reports required to be filed by the reporting entity;  
(c) Compliance with applicable governmental laws, rules and regulations;  
(d) The prompt internal reporting of violations to an appropriate person or persons identified in the code; and  
(e) Accountability for adherence to the code.

Yes [ X ] No [ ]
- 9.11

If the response to 9.1 is No, please explain:  
0 .....
- 9.2

Has the code of ethics for senior managers been amended? .....

Yes [ ] No [ X ]
- 9.21

If the response to 9.2 is Yes, provide information related to amendment(s).  
0 .....
- 9.3

Have any provisions of the code of ethics been waived for any of the specified officers? .....

Yes [ ] No [ X ]
- 9.31

If the response to 9.3 is Yes, provide the nature of any waiver(s).  
0 .....

FINANCIAL

- 10.1

Does the reporting entity report any amounts due from parent, subsidiaries or affiliates on Page 2 of this statement? .....

Yes [ X ] No [ ]
- 10.2

If yes, indicate any amounts receivable from parent included in the Page 2 amount: .....\$.....

0

INVESTMENT

- 11.1

Were any of the stocks, bonds, or other assets of the reporting entity loaned, placed under option agreement, or otherwise made available for use by another person? (Exclude securities under securities lending agreements.) .....

Yes [ ] No [ X ]
- 11.2

If yes, give full and complete information relating thereto:  
.....
12.

Amount of real estate and mortgages held in other invested assets in Schedule BA: .....

\$.....

0
13.

Amount of real estate and mortgages held in short-term investments: .....

\$.....

0
- 14.1

Does the reporting entity have any investments in parent, subsidiaries and affiliates? .....

Yes [ ] No [ X ]
- 14.2

If yes, please complete the following:

	1 Prior Year-End Book/Adjusted Carrying Value	2 Current Quarter Book/Adjusted Carrying Value
14.21 Bonds .....	\$.....0	\$.....0
14.22 Preferred Stock .....	\$.....0	\$.....0
14.23 Common Stock .....	\$.....0	\$.....0
14.24 Short-Term Investments .....	\$.....0	\$.....0
14.25 Mortgage Loans on Real Estate .....	\$.....0	\$.....0
14.26 All Other .....	\$.....0	\$.....0
14.27 Total Investment in Parent, Subsidiaries and Affiliates (Subtotal Lines 14.21 to 14.26) .....	\$.....0	\$.....0
14.28 Total Investment in Parent included in Lines 14.21 to 14.26 above .....	\$.....0	\$.....0
- 15.1

Has the reporting entity entered into any hedging transactions reported on Schedule DB? .....

Yes [ ] No [ X ]
- 15.2

If yes, has a comprehensive description of the hedging program been made available to the domiciliary state? ..... Yes [ ] No [ ] N/A [ ]  
If no, attach a description with this statement.  
.....
16.

For the reporting entity's security lending program, state the amount of the following as of the current statement date:

16.1

Total fair value of reinvested collateral assets reported on Schedule DL, Parts 1 and 2. ....

\$ .....

0

16.2

Total book/adjusted carrying value of reinvested collateral assets reported on Schedule DL, Parts 1 and 2 .....

\$ .....

0

16.3

Total payable for securities lending reported on the liability page. ....

\$ .....

0

STATEMENT AS OF MARCH 31, 2024 OF THE STATE AUTO INSURANCE COMPANY OF OHIO

GENERAL INTERROGATORIES

17. Excluding items in Schedule E - Part 3 - Special Deposits, real estate, mortgage loans and investments held physically in the reporting entity's offices, vaults or safety deposit boxes, were all stocks, bonds and other securities, owned throughout the current year held pursuant to a custodial agreement with a qualified bank or trust company in accordance with Section 1, III - General Examination Considerations, F. Outsourcing of Critical Functions, Custodial or Safekeeping Agreements of the NAIC Financial Condition Examiners Handbook? ..... Yes [ X ] No [ ]
- 17.1 For all agreements that comply with the requirements of the NAIC Financial Condition Examiners Handbook, complete the following:

1 Name of Custodian(s)	2 Custodian Address
JP Morgan Chase .....	1 Chase Manhattan Plaza, New York, NY 10005 .....

- 17.2 For all agreements that do not comply with the requirements of the NAIC Financial Condition Examiners Handbook, provide the name, location and a complete explanation:

1 Name(s)	2 Location(s)	3 Complete Explanation(s)

- 17.3 Have there been any changes, including name changes, in the custodian(s) identified in 17.1 during the current quarter? ..... Yes [ ] No [ X ]
- 17.4 If yes, give full information relating thereto:

1 Old Custodian	2 New Custodian	3 Date of Change	4 Reason

- 17.5 Investment management – Identify all investment advisors, investment managers, broker/dealers, including individuals that have the authority to make investment decisions on behalf of the reporting entity. For assets that are managed internally by employees of the reporting entity, note as such. ["...that have access to the investment accounts"; "...handle securities"]

1 Name of Firm or Individual	2 Affiliation
Liberty Mutual Group Asset Management Inc. ....	A.....
Liberty Mutual Investment Advisors, LLC .....	A.....
.....	.....

- 17.5097 For those firms/individuals listed in the table for Question 17.5, do any firms/individuals unaffiliated with the reporting entity (i.e. designated with a "U") manage more than 10% of the reporting entity's invested assets?..... Yes [ ] No [ X ]
- 17.5098 For firms/individuals unaffiliated with the reporting entity (i.e. designated with a "U") listed in the table for Question 17.5, does the total assets under management aggregate to more than 50% of the reporting entity's invested assets?..... Yes [ ] No [ X ]

- 17.6 For those firms or individuals listed in the table for 17.5 with an affiliation code of "A" (affiliated) or "U" (unaffiliated), provide the information for the table below.

1	2	3	4	5
Central Registration Depository Number	Name of Firm or Individual	Legal Entity Identifier (LEI)	Registered With	Investment Management Agreement (IMA) Filed
.....	Liberty Mutual Group Asset Management Inc. ....	N/A .....	N/A .....	DS.....
.....	Liberty Mutual Investment Advisors, LLC .....	N/A .....	N/A .....	DS.....
.....	.....	.....	.....	.....

- 18.1 Have all the filing requirements of the Purposes and Procedures Manual of the NAIC Investment Analysis Office been followed? ..... Yes [ X ] No [ ]
- 18.2 If no, list exceptions:  
.....

19. By self-designating 5GI securities, the reporting entity is certifying the following elements for each self-designated 5GI security:  
a. Documentation necessary to permit a full credit analysis of the security does not exist or an NAIC CRP credit rating for an FE or PL security is not available.  
b. Issuer or obligor is current on all contracted interest and principal payments.  
c. The insurer has an actual expectation of ultimate payment of all contracted interest and principal.  
Has the reporting entity self-designated 5GI securities? ..... Yes [ ] No [ X ]

20. By self-designating PLGI securities, the reporting entity is certifying the following elements of each self-designated PLGI security:  
a. The security was purchased prior to January 1, 2018.  
b. The reporting entity is holding capital commensurate with the NAIC Designation reported for the security.  
c. The NAIC Designation was derived from the credit rating assigned by an NAIC CRP in its legal capacity as a NRSRO which is shown on a current private letter rating held by the insurer and available for examination by state insurance regulators.  
d. The reporting entity is not permitted to share this credit rating of the PL security with the SVO.  
Has the reporting entity self-designated PLGI securities? ..... Yes [ ] No [ X ]

21. By assigning FE to a Schedule BA non-registered private fund, the reporting entity is certifying the following elements of each self-designated FE fund:  
a. The shares were purchased prior to January 1, 2019.  
b. The reporting entity is holding capital commensurate with the NAIC Designation reported for the security.  
c. The security had a public credit rating(s) with annual surveillance assigned by an NAIC CRP in its legal capacity as an NRSRO prior to January 1, 2019.  
d. The fund only or predominantly holds bonds in its portfolio.  
e. The current reported NAIC Designation was derived from the public credit rating(s) with annual surveillance assigned by an NAIC CRP in its legal capacity as an NRSRO.  
f. The public credit rating(s) with annual surveillance assigned by an NAIC CRP has not lapsed.  
Has the reporting entity assigned FE to Schedule BA non-registered private funds that complied with the above criteria? ..... Yes [ ] No [ X ]

STATEMENT AS OF MARCH 31, 2024 OF THE STATE AUTO INSURANCE COMPANY OF OHIO

GENERAL INTERROGATORIES

PART 2 - PROPERTY & CASUALTY INTERROGATORIES

1.

If the reporting entity is a member of a pooling arrangement, did the agreement or the reporting entity's participation change? .....  
If yes, attach an explanation.  
.....

Yes [ ] No [ X ] N/A [ ]
2.

Has the reporting entity reinsured any risk with any other reporting entity and agreed to release such entity from liability, in whole or in part, from any loss that may occur on the risk, or portion thereof, reinsured? .....  
If yes, attach an explanation.  
.....

Yes [ ] No [ X ]
- 3.1

Have any of the reporting entity's primary reinsurance contracts been canceled? .....

Yes [ ] No [ X ]
- 3.2

If yes, give full and complete information thereto.  
0 .....
- 4.1

Are any of the liabilities for unpaid losses and loss adjustment expenses other than certain workers' compensation tabular reserves (see Annual Statement Instructions pertaining to disclosure of discounting for definition of " tabular reserves" ) discounted at a rate of interest greater than zero? .....

Yes [ ] No [ X ]

4.2 If yes, complete the following schedule:

			TOTAL DISCOUNT				DISCOUNT TAKEN DURING PERIOD			
1	2	3	4	5	6	7	8	9	10	11
Line of Business	Maximum Interest	Discount Rate	Unpaid Losses	Unpaid LAE	IBNR	TOTAL	Unpaid Losses	Unpaid LAE	IBNR	TOTAL
TOTAL			0	0	0	0	0	0	0	0

5.

Operating Percentages:

5.1 A&H loss percent .....0.000 %

5.2 A&H cost containment percent .....0.000 %

5.3 A&H expense percent excluding cost containment expenses .....0.000 %
- 6.1

Do you act as a custodian for health savings accounts? .....

Yes [ ] No [ X ]
- 6.2

If yes, please provide the amount of custodial funds held as of the reporting date .....\$.....0
- 6.3

Do you act as an administrator for health savings accounts? .....

Yes [ ] No [ X ]
- 6.4

If yes, please provide the balance of the funds administered as of the reporting date .....\$.....0
7.

Is the reporting entity licensed or chartered, registered, qualified, eligible or writing business in at least two states? .....

Yes [ X ] No [ ]
- 7.1

If no, does the reporting entity assume reinsurance business that covers risks residing in at least one state other than the state of domicile of the reporting entity? .....

Yes [ ] No [ ]



## STATEMENT AS OF MARCH 31, 2024 OF THE STATE AUTO INSURANCE COMPANY OF OHIO

## SCHEDULE F - CEDED REINSURANCE

Showing All New Reinsurers - Current Year to Date

[illegible]

SCHEDULE T - EXHIBIT OF PREMIUMS WRITTEN

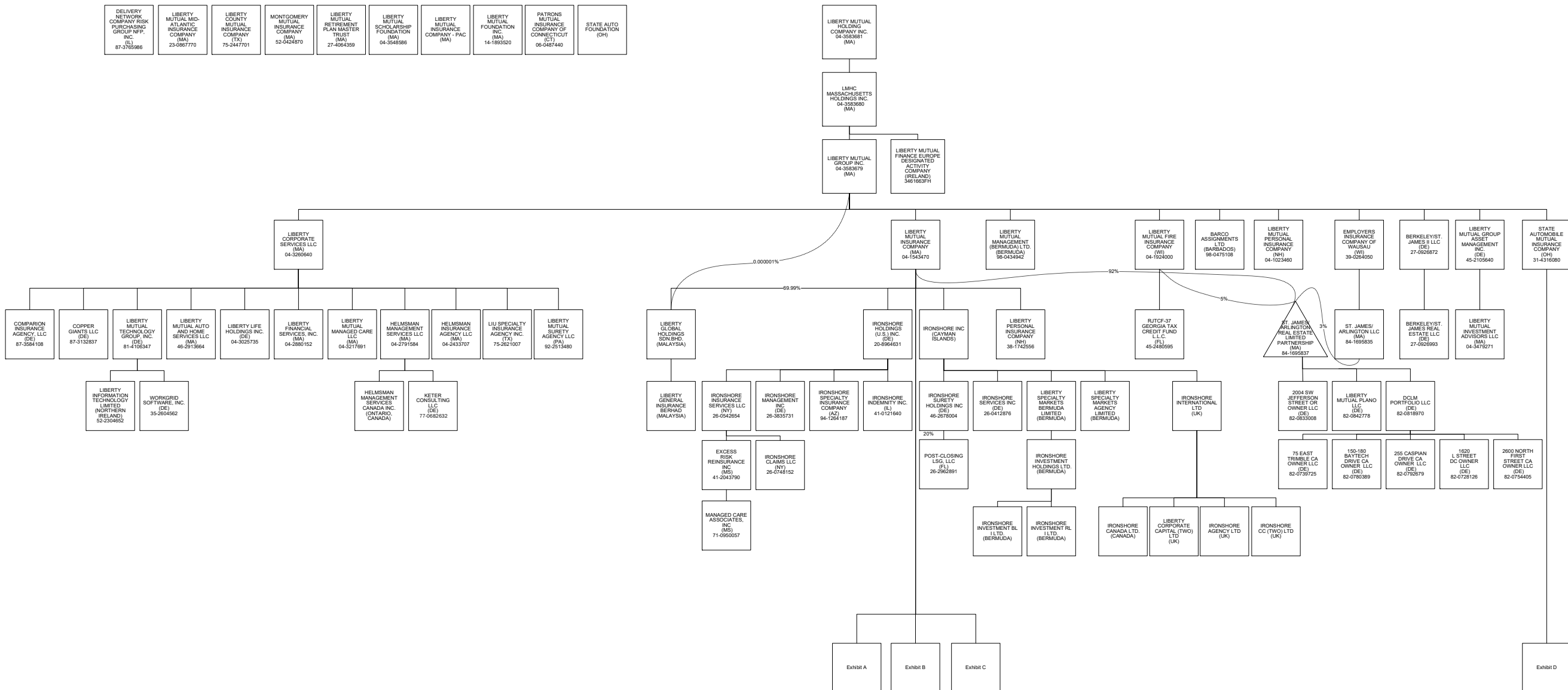
Current Year to Date - Allocated by States and Territories

States, etc.	1 Active Status (a)	Direct Premiums Written		Direct Losses Paid (Deducting Salvage)		Direct Losses Unpaid	
		2 Current Year To Date	3 Prior Year To Date	4 Current Year To Date	5 Prior Year To Date	6 Current Year To Date	7 Prior Year To Date
1. Alabama.....AL	N	0	0	0	0	0	0
2. Alaska.....AK	N	0	0	0	0	0	0
3. Arizona.....AZ	N	0	0	0	0	0	0
4. Arkansas.....AR	N	0	0	0	0	0	0
5. California.....CA	N	0	0	0	0	0	0
6. Colorado.....CO	N	0	0	0	0	0	0
7. Connecticut.....CT	N	0	0	0	0	0	0
8. Delaware.....DE	N	0	0	0	0	0	0
9. District of Columbia.....DC	N	0	0	0	0	0	0
10. Florida.....FL	N	0	0	0	0	0	0
11. Georgia.....GA	N	0	0	0	0	0	0
12. Hawaii.....HI	N	0	0	0	0	0	0
13. Idaho.....ID	N	0	0	0	0	0	0
14. Illinois.....IL	N	0	0	0	0	0	0
15. Indiana.....IN	N	0	0	0	0	0	0
16. Iowa.....IA	N	0	0	0	0	0	0
17. Kansas.....KS	N	0	0	0	0	0	0
18. Kentucky.....KY	N	0	0	0	0	0	0
19. Louisiana.....LA	N	0	0	0	0	0	0
20. Maine.....ME	N	0	0	0	0	0	0
21. Maryland.....MD	N	0	0	0	0	0	0
22. Massachusetts.....MA	N	0	0	0	0	0	0
23. Michigan.....MI	N	0	0	0	0	0	0
24. Minnesota.....MN	N	0	0	0	0	0	0
25. Mississippi.....MS	N	0	0	0	0	0	0
26. Missouri.....MO	N	0	0	0	0	0	0
27. Montana.....MT	N	0	0	0	0	0	0
28. Nebraska.....NE	N	0	0	0	0	0	0
29. Nevada.....NV	N	0	0	0	0	0	0
30. New Hampshire.....NH	N	0	0	0	0	0	0
31. New Jersey.....NJ	N	0	0	0	0	0	0
32. New Mexico.....NM	N	0	0	0	0	0	0
33. New York.....NY	N	0	0	0	0	0	0
34. North Carolina.....NC	N	0	0	0	0	0	0
35. North Dakota.....ND	N	0	0	0	0	0	0
36. Ohio.....OH	L	( 134,523)	3,750,428	1,566,566	3,289,254	10,097,043	9,828,107
37. Oklahoma.....OK	N	0	0	0	0	0	0
38. Oregon.....OR	N	0	0	0	0	0	0
39. Pennsylvania.....PA	N	0	0	0	0	0	0
40. Rhode Island.....RI	N	0	0	0	0	0	0
41. South Carolina.....SC	L	0	0	0	0	0	0
42. South Dakota.....SD	N	0	0	0	0	0	0
43. Tennessee.....TN	N	0	0	0	0	0	0
44. Texas.....TX	N	0	0	0	0	0	0
45. Utah.....UT	N	0	0	0	0	0	0
46. Vermont.....VT	N	0	0	0	0	0	0
47. Virginia.....VA	N	0	0	0	0	0	0
48. Washington.....WA	N	0	0	0	0	0	0
49. West Virginia.....WV	N	0	0	0	0	0	0
50. Wisconsin.....WI	N	0	0	0	0	0	0
51. Wyoming.....WY	N	0	0	0	0	0	0
52. American Samoa.....AS	N	0	0	0	0	0	0
53. Guam.....GU	N	0	0	0	0	0	0
54. Puerto Rico.....PR	N	0	0	0	0	0	0
55. U.S. Virgin Islands.....VI	N	0	0	0	0	0	0
56. Northern Mariana Islands.....MP	N	0	0	0	0	0	0
57. Canada.....CAN	N	0	0	0	0	0	0
58. Aggregate Other Alien OT	XXX	0	0	0	0	0	0
59. Totals	XXX	( 134,523)	3,750,428	1,566,566	3,289,254	10,097,043	9,828,107
DETAILS OF WRITE-INS							
58001.	XXX						
58002.	XXX						
58003.	XXX						
58998. Summary of remaining write-ins for Line 58 from overflow page	XXX	0	0	0	0	0	0
58999. Totals (Lines 58001 through 58003 plus 58998)(Line 58 above)	XXX	0	0	0	0	0	0

(a) Active Status Counts:

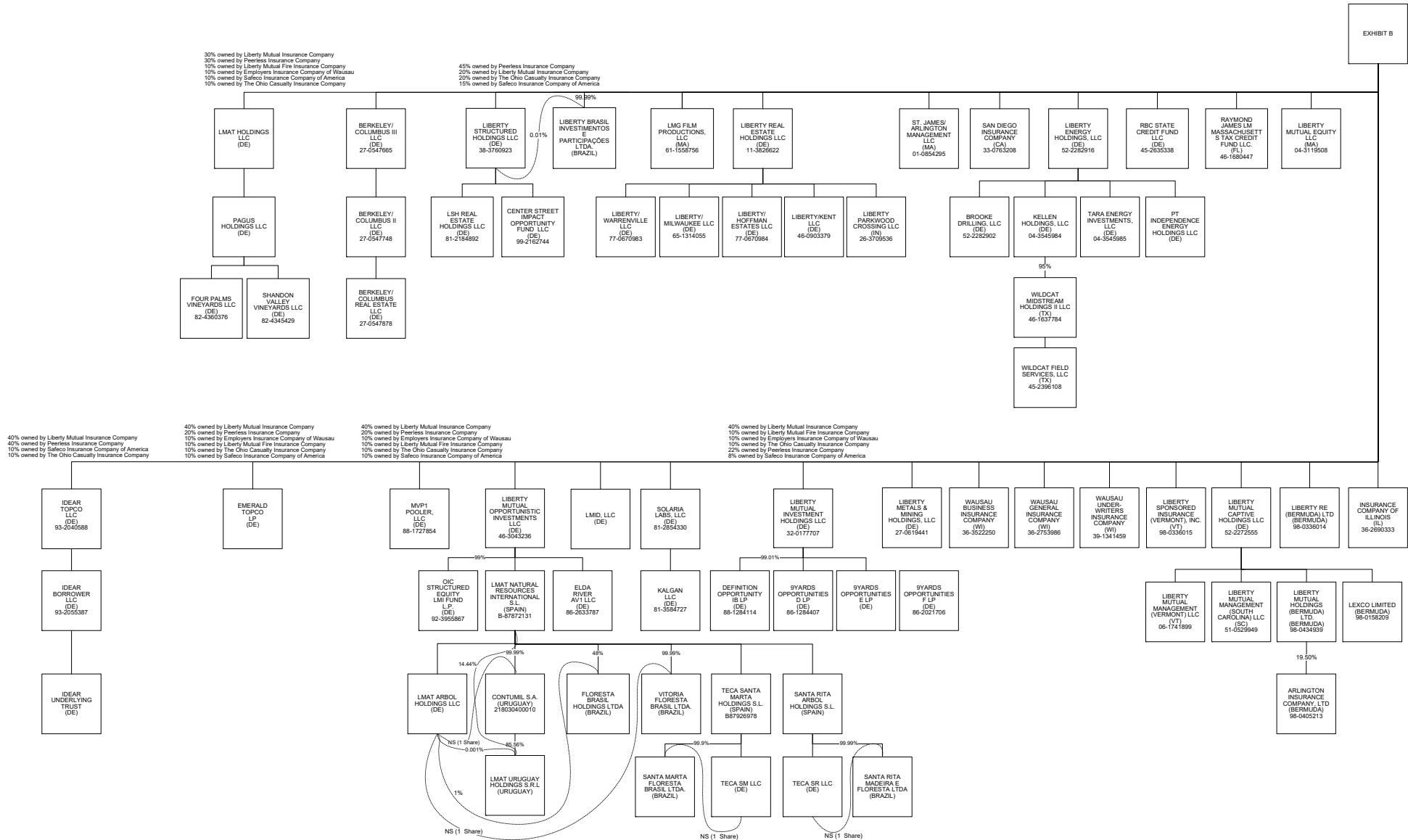
1. L - Licensed or Chartered - Licensed insurance carrier or domiciled RRG.....	2	4. Q - Qualified - Qualified or accredited reinsurer.....	0
2. R - Registered - Non-domiciled RRGs.....	0	5. D - Domestic Surplus Lines Insurer (DSLII) - Reporting entities authorized to write surplus lines in the state of domicile.....	0
3. E - Eligible - Reporting entities eligible or approved to write surplus lines in the state (other than their state of domicile - see DSLI).....	0	6. N - None of the above - Not allowed to write business in the state.....	55

## STATEMENT AS OF MARCH 31, 2024 OF THE STATE AUTO INSURANCE COMPANY OF OHIO

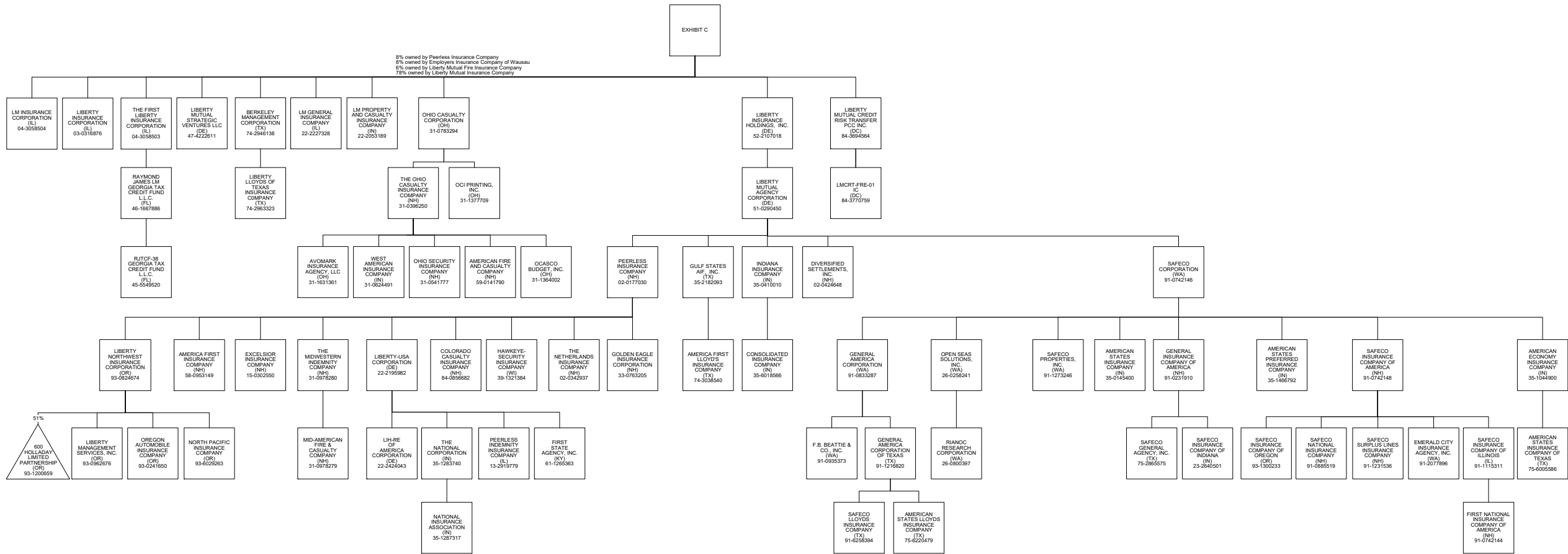




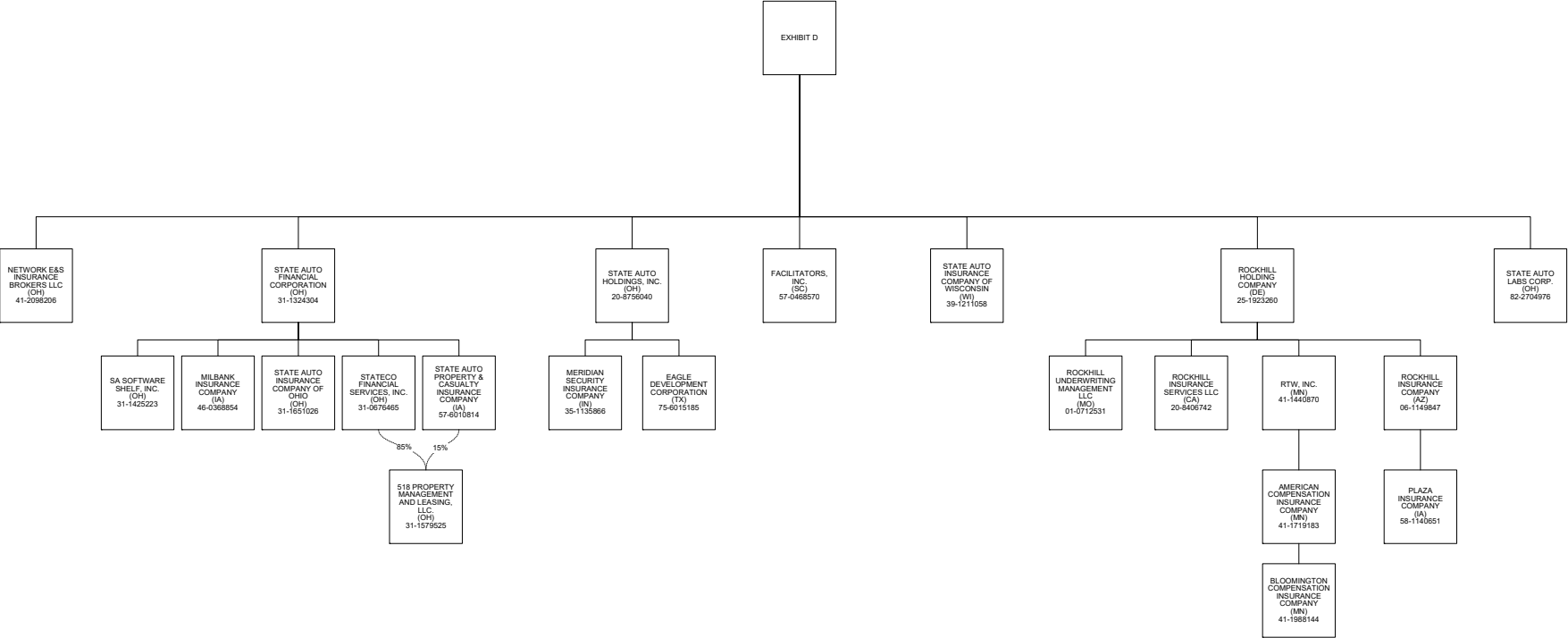
STATEMENT AS OF MARCH 31, 2024 OF THE STATE AUTO INSURANCE COMPANY OF OHIO



STATEMENT AS OF MARCH 31, 2024 OF THE STATE AUTO INSURANCE COMPANY OF OHIO



STATEMENT AS OF MARCH 31, 2024 OF THE STATE AUTO INSURANCE COMPANY OF OHIO



STATEMENT AS OF MARCH 31, 2024 OF THE STATE AUTO INSURANCE COMPANY OF OHIO

SCHEDULE Y  
PART 1A - DETAIL OF INSURANCE HOLDING COMPANY SYSTEM

1	2	3	4	5	6	7	8	9	10	11	12	13	14	15	16
Group Code	Group Name	NAIC Company Code	ID Number	Federal RSSD	CIK	Name of Securities Exchange if Publicly Traded (U.S. or International)	Names of Parent, Subsidiaries Or Affiliates	Domi-ciliary Location	Relation-ship to Reporting Entity	Directly Controlled by (Name of Entity/Person)	Type of Control (Ownership, Board, Management, Attorney-in-Fact, Influence, Other)	If Control is Ownership Provide Percen-tage	Ultimate Controlling Entity(ies)/Person(s)	Is an SCA Filing Re-quired? (Yes/No)	*
		00000 .....	82-0780389 .....				150-180 Baytech Drive CA Owner LLC .....	..DE.....	..NIA.....	DGLM Portfolio LLC .....	Ownership, Board, Management .....	100.000 .....	Liberty Mutual Holding Company Inc. ....	....NO.....	.....
		00000 .....	82-0728126 .....				1620 L Street DC Owner LLC .....	..DE.....	..NIA.....	DGLM Portfolio LLC .....	Ownership, Board, Management .....	100.000 .....	Liberty Mutual Holding Company Inc. ....	....NO.....	.....
		00000 .....	82-0833008 .....				2004 SW Jefferson Street OR Owner LLC .....	..DE.....	..NIA.....	Partnership .....	Ownership, Board, Management .....	100.000 .....	Liberty Mutual Holding Company Inc. ....	....NO.....	.....
		00000 .....	82-0792679 .....				255 Caspian Drive CA Owner LLC .....	..DE.....	..NIA.....	DGLM Portfolio LLC .....	Ownership, Board, Management .....	100.000 .....	Liberty Mutual Holding Company Inc. ....	....NO.....	.....
		00000 .....	82-0754405 .....				2600 North First Street CA Owner LLC .....	..DE.....	..NIA.....	DGLM Portfolio LLC .....	Ownership, Board, Management .....	100.000 .....	Liberty Mutual Holding Company Inc. ....	....NO.....	.....
		00000 .....	31-1579525 .....				518 Property Management and Leasing, LLC ....	..OH.....	..NIA.....	State Auto Property & Casualty Insurance Company .....	Ownership, Board, and Management .....	15.000 .....	Liberty Mutual Holding Company Inc. ....	....NO.....	.....
		00000 .....	31-1579525 .....				518 Property Management and Leasing, LLC ....	..OH.....	..NIA.....	Stateco Financial Services, Inc. ....	Ownership, Board, and Management .....	85.000 .....	Liberty Mutual Holding Company Inc. ....	....NO.....	.....
		00000 .....	93-1200659 .....				600 Holladay Limited Partnership .....	..OR.....	..NIA.....	Liberty Northwest Insurance Corporation ...	Ownership.....	51.000 .....	Liberty Mutual Holding Company Inc. ....	....NO.....	.....
		00000 .....	82-0739725 .....				75 East Trimble CA Owner LLC .....	..DE.....	..NIA.....	DGLM Portfolio LLC .....	Ownership, Board, Management .....	100.000 .....	Liberty Mutual Holding Company Inc. ....	....NO.....	.....
		00000 .....	86-1284407 .....				9Yards Opportunities D LP .....	..DE.....	..NIA.....	Liberty Mutual Investment Holdings LLC ....	Ownership.....	100.000 .....	Liberty Mutual Holding Company Inc. ....	....NO.....	.....
		00000 .....	86-1284407 .....				9Yards Opportunities E LP .....	..DE.....	..NIA.....	Liberty Mutual Investment Holdings LLC ....	Ownership.....	100.000 .....	Liberty Mutual Holding Company Inc. ....	....NO.....	.....
		00000 .....	86-2021706 .....				9Yards Opportunities F LP .....	..DE.....	..NIA.....	Liberty Mutual Investment Holdings LLC ....	Ownership.....	100.000 .....	Liberty Mutual Holding Company Inc. ....	....NO.....	.....
		00000 .....					Agentech Chongqing Company Limited .....	..CHN....	..NIA.....	Summit Asia Investments Holdings Pte.Ltd. ....	Ownership.....	100.000 .....	Liberty Mutual Holding Company Inc. ....	....NO.....	.....
.0111 .....	Liberty Mutual Insurance Company and its Affiliated Insurers .....	12696 .....	58-0953149 .....				America First Insurance Company .....	..NH.....	.....IA.....	Peerless Insurance Company .....	Ownership, Board and Management .....	100.000 .....	Liberty Mutual Holding Company Inc. ....	....NO.....	.....
.0111 .....	Liberty Mutual Insurance Company and its Affiliated Insurers .....	11526 .....	74-3038540 .....				America First Lloyd's Insurance Company ....	..TX.....		Gulf States AIF, Inc. ....	Management and Attorney-in-Fact .....	0.000 .....	Liberty Mutual Holding Company Inc. ....	....NO.....	.....
.0111 .....	Liberty Mutual Insurance Company and its Affiliated Insurers .....	45934 .....	41-1719183 .....				American Compensation Insurance Company ....	..MN.....	.....IA.....	RTW, Inc. ....	Ownership, Board and Management .....	100.000 .....	Liberty Mutual Holding Company Inc. ....	....NO.....	.....
.0111 .....	Liberty Mutual Insurance Company and its Affiliated Insurers .....	19690 .....	35-1044900 .....				American Economy Insurance Company .....	..IN.....	.....IA.....	Safeco Corporation .....	Ownership, Board and Management .....	100.000 .....	Liberty Mutual Holding Company Inc. ....	....NO.....	.....
.0111 .....	Liberty Mutual Insurance Company and its Affiliated Insurers .....	24066 .....	59-0141790 .....				American Fire and Casualty Company .....	..NH.....	.....IA.....	The Ohio Casualty Insurance Company .....	Ownership, Board and Management .....	100.000 .....	Liberty Mutual Holding Company Inc. ....	....NO.....	.....
.0111 .....	Liberty Mutual Insurance Company and its Affiliated Insurers .....	19704 .....	35-0145400 .....				American States Insurance Company .....	..IN.....	.....IA.....	Safeco Corporation .....	Ownership, Board and Management .....	100.000 .....	Liberty Mutual Holding Company Inc. ....	....NO.....	.....
.0111 .....	Liberty Mutual Insurance Company and its Affiliated Insurers .....	19712 .....	75-6005586 .....				American States Insurance Company of Texas ..	..TX.....	.....IA.....	American Economy Insurance Company .....	Ownership, Board and Management .....	100.000 .....	Liberty Mutual Holding Company Inc. ....	....NO.....	.....
.0111 .....	Liberty Mutual Insurance Company and its Affiliated Insurers .....	31933 .....	75-6220479 .....				American States Lloyds Insurance Company ....	..TX.....	.....IA.....	General America Corporation of Texas .....	Management and Attorney-in-Fact .....	0.000 .....	Liberty Mutual Holding Company Inc. ....	....NO.....	.....
.0111 .....	Liberty Mutual Insurance Company and its Affiliated Insurers .....	37214 .....	35-1466792 .....				American States Preferred Insurance Company ..	..IN.....	.....IA.....	Safeco Corporation .....	Ownership, Board and Management .....	100.000 .....	Liberty Mutual Holding Company Inc. ....	....NO.....	.....
		00000 .....	98-0405213 .....				Arlington Insurance Company Ltd. ....	..BMU....	.....IA.....	Liberty Mutual Holdings (Bermuda) Ltd ....	Ownership, Board and Management .....	100.000 .....	Liberty Mutual Holding Company Inc. ....	....NO.....	.....
		00000 .....	31-1631361 .....				Avomark Insurance Agency, LLC .....	..OH.....	.....IA.....	The Ohio Casualty Insurance Company .....	Ownership, Board and Management .....	100.000 .....	Liberty Mutual Holding Company Inc. ....	....NO.....	.....
		00000 .....	98-0475108 .....				BARCO Assignments Ltd. ....	..BRB....	..NIA.....	Liberty Mutual Group Inc. ....	Ownership.....	100.000 .....	Liberty Mutual Holding Company Inc. ....	....NO.....	.....
		00000 .....	74-2946138 .....				Berkeley Management Corporation .....	..TX.....	..NIA.....	Liberty Mutual Insurance Company .....	Ownership, Board and Management .....	100.000 .....	Liberty Mutual Holding Company Inc. ....	....YES.....	.....
		00000 .....	27-0547748 .....				Berkeley/Columbus II LLC .....	..DE.....	..NIA.....	Berkeley/Columbus III LLC .....	Ownership, Board and Management .....	100.000 .....	Liberty Mutual Holding Company Inc. ....	....NO.....	.....
		00000 .....	27-0547665 .....				Berkeley/Columbus III LLC .....	..DE.....	..NIA.....	Liberty Mutual Insurance Company .....	Ownership, Board and Management .....	100.000 .....	Liberty Mutual Holding Company Inc. ....	....NO.....	.....
		00000 .....	27-0547878 .....				Berkeley/Columbus Real Estate LLC .....	..DE.....	..NIA.....	Berkeley/Columbus II LLC .....	Ownership, Board and Management .....	100.000 .....	Liberty Mutual Holding Company Inc. ....	....NO.....	.....
		00000 .....	27-0926872 .....				Berkeley/St. James II LLC .....	..DE.....	..NIA.....	Liberty Mutual Group Inc. ....	Ownership, Board and Management .....	100.000 .....	Liberty Mutual Holding Company Inc. ....	....NO.....	.....
		00000 .....	27-0926993 .....				Berkeley/St. James Real Estate LLC .....	..DE.....	..NIA.....	Berkeley/St. James II LLC .....	Ownership, Board and Management .....	100.000 .....	Liberty Mutual Holding Company Inc. ....	....NO.....	.....
.0111 .....	Liberty Mutual Insurance Company and its Affiliated Insurers .....	12311 .....	41-1988144 .....				Bloomington Compensation Insurance Company ..	..MN.....	.....IA.....	American Compensation Insurance Company ..	Ownership, Board and Management .....	100.000 .....	Liberty Mutual Holding Company Inc. ....	....NO.....	.....
		00000 .....	52-2282902 .....				Brooke Drilling, LLC .....	..DE.....	..NIA.....	Liberty Energy Holdings, LLC .....	Ownership, Board and Management .....	100.000 .....	Liberty Mutual Holding Company Inc. ....	....NO.....	.....
		00000 .....	99-2162744 .....				Center Street Impact Opportunity Fund LLC ...	..DE.....	..NIA.....	Liberty Structured Holdings LLC .....	Ownership, Management .....	100.000 .....	Liberty Mutual Holding Company Inc. ....	....NO.....	.....
.0111 .....	Liberty Mutual Insurance Company and its Affiliated Insurers .....	41785 .....	84-0856682 .....				Colorado Casualty Insurance Company .....	..NH.....	.....IA.....	Peerless Insurance Company .....	Ownership, Board and Management .....	100.000 .....	Liberty Mutual Holding Company Inc. ....	....NO.....	.....
		00000 .....	87-3584108 .....				Comparion Insurance Agency, LLC .....	..DE.....	.....IA.....	Liberty Corporate Services LLC .....	Ownership, Board and Management .....	100.000 .....	Liberty Mutual Holding Company Inc. ....	....NO.....	.....
.0111 .....	Liberty Mutual Insurance Company and its Affiliated Insurers .....	22640 .....	35-6018566 .....				Consolidated Insurance Company .....	..IN.....	.....IA.....	Indiana Insurance Company .....	Ownership, Board and Management .....	100.000 .....	Liberty Mutual Holding Company Inc. ....	....NO.....	.....



STATEMENT AS OF MARCH 31, 2024 OF THE STATE AUTO INSURANCE COMPANY OF OHIO

SCHEDULE Y  
PART 1A - DETAIL OF INSURANCE HOLDING COMPANY SYSTEM

1	2	3	4	5	6	7	8	9	10	11	12 Type of Control (Ownership, Board, Management, Attorney-in-Fact, Influence, Other)	13 If Control is Owner- ship Provide Percen- tage	14 Ultimate Controlling Entity(ies)/Person(s)	15 Is an SCA Filing Re- quired? (Yes/No)	16 *
Group Code	Group Name	NAIC Company Code	ID Number	Federal RSSD	CIK	Name of Securities Exchange if Publicly Traded (U.S. or International)	Names of Parent, Subsidiaries Or Affiliates	Domi- ciliary Loca- tion	Rela- tion- ship to Reporting Entity	Directly Controlled by (Name of Entity/Person)					
		00000					Contumil S.A.	..URY	.....NIA	LMAT Natural Resources International S.L.	Ownership	..99.990	Liberty Mutual Holding Company Inc.	...NO	
		00000					Contumil S.A.	..URY	.....NIA	LMAT Arbol Holdings LLC	Ownership	..0.010	Liberty Mutual Holding Company Inc.	...NO	
		00000	87-3132837				Copper Giants LLC	..DE	.....NIA	Liberty Corporate Services LLC	Ownership	..100.000	Liberty Mutual Holding Company Inc.	...NO	
										St. James/Arlington Real Estate Limited Partnership	Ownership, Board and Management	..100.000	Liberty Mutual Holding Company Inc.	...NO	
		00000	82-0818970				DCLM Portfolio LLC	..DE	.....NIA	Liberty Mutual Investment Holdings LLC	Ownership	..99.010	Liberty Mutual Holding Company Inc.	...NO	
		00000	88-1284114				Definition Opportunity IB LP	..DE	.....NIA						
							Delivery Network Company Risk Purchasing Group NFP, Inc.	..IL	.....NIA	Not Applicable	Board and Management	..0.000	Liberty Mutual Holding Company Inc.	...NO	
		00000	87-3765986				Diversified Settlements, Inc.	..NH	.....NIA	Liberty Mutual Agency Corporation	Ownership, Board and Management	..100.000	Liberty Mutual Holding Company Inc.	...NO	
		00000	02-0424648				Eagle Development Corporation	..TX	.....NIA	State Auto Holdings, Inc.	Ownership, Board and Management	..100.000	Liberty Mutual Holding Company Inc.	...NO	
										Liberty Mutual Opportunistic Investments LLC	Ownership	..100.000	Liberty Mutual Holding Company Inc.	...YES	
		00000	86-2633787				Elda River AV1 LLC	..DE	.....NIA		Ownership, Board and Management	..100.000	Liberty Mutual Holding Company Inc.	...YES	
		00000	91-2077896				Emerald City Insurance Agency, Inc.	..WA	.....IA	Safeco Insurance Company of America	Ownership	..40.000	Liberty Mutual Holding Company Inc.	...NO	
		00000					Emerald Topco LP	..DE	.....NIA	Peerless Insurance Company	Ownership	..20.000	Liberty Mutual Holding Company Inc.	...NO	
		00000					Emerald Topco LP	..DE	.....NIA	Employers Insurance Company of Wausau	Ownership	..10.000	Liberty Mutual Holding Company Inc.	...NO	
		00000					Emerald Topco LP	..DE	.....NIA	Liberty Mutual Fire Insurance Company	Ownership	..10.000	Liberty Mutual Holding Company Inc.	...NO	
		00000					Emerald Topco LP	..DE	.....NIA	The Ohio Casualty Insurance Company	Ownership	..10.000	Liberty Mutual Holding Company Inc.	...NO	
		00000					Emerald Topco LP	..DE	.....NIA	Safeco Insurance Company of America	Ownership	..10.000	Liberty Mutual Holding Company Inc.	...NO	
.0111	Liberty Mutual Insurance Company and its Affiliated Insurers	21458	39-0264050				Employers Insurance Company of Wausau	..WI	.....IA	Liberty Mutual Group Inc.	Ownership, Board and Management	..100.000	Liberty Mutual Holding Company Inc.	...NO	
.0111	Liberty Mutual Insurance Company and its Affiliated Insurers	11045	15-0302550				Excelsior Insurance Company	..NH	.....IA	Peerless Insurance Company	Ownership, Board and Management	..100.000	Liberty Mutual Holding Company Inc.	...NO	
		00000	41-2043790				Excess Risk Reinsurance, Inc.	..MS	.....IA	Ironshore Insurance Services LLC	Ownership	..100.000	Liberty Mutual Holding Company Inc.	...NO	
		00000	91-0935373				F.B. Beattie & Co., Inc.	..WA	.....IA	General America Corporation	Ownership, Board and Management	..100.000	Liberty Mutual Holding Company Inc.	...NO	
		00000	57-0468570				Facilitators, Inc.	..SC	.....IA	State Automobile Mutual Insurance Company	Ownership, Board and Management	..100.000	Liberty Mutual Holding Company Inc.	...NO	
.0111	Liberty Mutual Insurance Company and its Affiliated Insurers	24724	91-0742144				First National Insurance Company of America	..NH	.....IA	Safeco Insurance Company of Illinois	Ownership, Board and Management	..100.000	Liberty Mutual Holding Company Inc.	...NO	
		00000	61-1265363				First State Agency, Inc.	..KY	.....NIA	Liberty-USA Corporation	Ownership, Board and Management	..100.000	Liberty Mutual Holding Company Inc.	...NO	
		00000					Floresta Brasil Holdings Ltda.	..BRA	.....NIA	LMAT Natural Resources International, S.L.	Ownership	..48.000	Liberty Mutual Holding Company Inc.	...NO	
		00000					Floresta Brasil Holdings Ltda.	..BRA	.....NIA	LMAT Arbol Holdings LLC	Ownership	..1.000	Liberty Mutual Holding Company Inc.	...NO	
		00000	82-4360376				Four Palms Vineyards LLC	..DE	.....NIA	PAGUS Holdings LLC	Ownership	..100.000	Liberty Mutual Holding Company Inc.	...NO	
		00000	91-0833287				General America Corporation	..WA	.....NIA	Safeco Corporation	Ownership, Board and Management	..100.000	Liberty Mutual Holding Company Inc.	...NO	
		00000	91-1216820				General America Corporation of Texas	..TX	.....NIA	General America Corporation	Ownership, Board and Management	..100.000	Liberty Mutual Holding Company Inc.	...NO	
.0111	Liberty Mutual Insurance Company and its Affiliated Insurers	24732	91-0231910				General Insurance Company of America	..NH	.....IA	Safeco Corporation	Ownership, Board and Management	..100.000	Liberty Mutual Holding Company Inc.	...NO	
.0111	Liberty Mutual Insurance Company and its Affiliated Insurers	10836	33-0763205				Golden Eagle Insurance Corporation	..NH	.....IA	Peerless Insurance Company	Ownership, Board and Management	..100.000	Liberty Mutual Holding Company Inc.	...NO	
		00000	35-2182093				Gulf States AIF, Inc.	..TX	.....NIA	Liberty Mutual Agency Corporation	Ownership, Board and Management	..100.000	Liberty Mutual Holding Company Inc.	...NO	
.0111	Liberty Mutual Insurance Company and its Affiliated Insurers	36919	39-1321384				Hawkeye-Security Insurance Company	..WI	.....IA	Peerless Insurance Company	Ownership, Board and Management	..100.000	Liberty Mutual Holding Company Inc.	...NO	
		00000	04-2433707				Helmsman Insurance Agency LLC	..MA	.....IA	Liberty Corporate Services LLC	Ownership, Board and Management	..100.000	Liberty Mutual Holding Company Inc.	...NO	
		00000					Helmsman Management Services Canada Inc.	.....NIA	.....NIA	Helmsman Management Services LLC	Ownership, Board and Management	..100.000	Liberty Mutual Holding Company Inc.	...NO	
		00000	04-2791584				Helmsman Management Services LLC	..MA	.....NIA	Liberty Corporate Services LLC	Ownership, Board and Management	..100.000	Liberty Mutual Holding Company Inc.	...NO	
		00000					Hughes Insurance Services Limited	.....IA	.....IA	Liberty UK and Europe Holdings Limited	Ownership, Board and Management	..100.000	Liberty Mutual Holding Company Inc.	...NO	
		00000	93-2055387				Idear Borrower LLC	..DE	.....NIA	Idear Topco LLC	Ownership, Management	..100.000	Liberty Mutual Holding Company Inc.	...NO	
		00000	93-2040588				Idear Topco LLC	..DE	.....NIA	Liberty Mutual Insurance Company	Ownership, Management	..40.000	Liberty Mutual Holding Company Inc.	...NO	
		00000	93-2040588				Idear Topco LLC	..DE	.....NIA	Peerless Insurance Company	Ownership, Management	..40.000	Liberty Mutual Holding Company Inc.	...NO	
		00000	93-2040588				Idear Topco LLC	..DE	.....NIA	Safeco Insurance Company of America	Ownership, Management	..10.000	Liberty Mutual Holding Company Inc.	...NO	

STATEMENT AS OF MARCH 31, 2024 OF THE STATE AUTO INSURANCE COMPANY OF OHIO

SCHEDULE Y  
PART 1A - DETAIL OF INSURANCE HOLDING COMPANY SYSTEM

1	2	3	4	5	6	7	8	9	10	11	12	13	14	15	16
Group Code	Group Name	NAIC Company Code	ID Number	Federal RSSD	CIK	Name of Securities Exchange if Publicly Traded (U.S. or International)	Names of Parent, Subsidiaries Or Affiliates	Domi-ciliary Location	Relation-ship to Reporting Entity	Directly Controlled by (Name of Entity/Person)	Type of Control (Ownership, Board, Management, Attorney-in-Fact, Influence, Other)	If Control is Owner-ship Provide Percen-tage	Ultimate Controlling Entity(ies)/Person(s)	Is an SCA Filing Re-quired? (Yes/No)	*
		00000	93-2040588				Idear Topco LLC	DE	NIA	The Ohio Casualty Insurance Company	Ownership, Management	10.000	Liberty Mutual Holding Company Inc.	NO	
		00000					Idear Underlying Trust	DE	NIA	Idear Borrower LLC	Ownership	100.000	Liberty Mutual Holding Company Inc.	NO	
.0111	Liberty Mutual Insurance Company and its Affiliated Insurers	22659	35-0410010				Indiana Insurance Company	IN	IA	Liberty Mutual Agency Corporation	Ownership, Board and Management	100.000	Liberty Mutual Holding Company Inc.	NO	
.0111	Liberty Mutual Insurance Company and its Affiliated Insurers	26700	36-2690333				Insurance Company of Illinois	IL	IA	Liberty Mutual Insurance Company	Ownership, Board and Management	100.000	Liberty Mutual Holding Company Inc.	NO	
		00000					Ironshore Agency Ltd.		NIA	Ironshore International Ltd.	Ownership	100.000	Liberty Mutual Holding Company Inc.	NO	
		00000					Ironshore Canada Ltd.	CAN	NIA	Ironshore International Ltd.	Ownership	100.000	Liberty Mutual Holding Company Inc.	NO	
		00000					Ironshore CC (Two) Ltd.		NIA	Ironshore International Ltd.	Ownership	100.000	Liberty Mutual Holding Company Inc.	NO	
		00000	26-0748152				Ironshore Claims LLC	NY	NIA	Ironshore Insurance Services LLC	Ownership	100.000	Liberty Mutual Holding Company Inc.	NO	
		00000	20-8964631				Ironshore Holdings (US) Inc.	DE	NIA	Liberty Mutual Insurance Company	Ownership	100.000	Liberty Mutual Holding Company Inc.	YES	
		00000	98-0579286				Ironshore Inc.	CYM	NIA	Liberty Mutual Insurance Company	Ownership	100.000	Liberty Mutual Holding Company Inc.	YES	
.0111	Liberty Mutual Insurance Company and its Affiliated Insurers	23647	41-0121640				Ironshore Indemnity Inc.	IL	IA	Ironshore Holdings (US) Inc.	Ownership	100.000	Liberty Mutual Holding Company Inc.	NO	
		00000	26-0542654				Ironshore Insurance Services LLC	NY	IA	Ironshore Holdings (US) Inc.	Ownership	100.000	Liberty Mutual Holding Company Inc.	NO	
		00000					Ironshore International Ltd		NIA	Ironshore Inc.	Ownership	100.000	Liberty Mutual Holding Company Inc.	NO	
		00000					Ironshore Investment BL I Ltd.	BMU	NIA	Ironshore Investment Holdings Ltd.	Ownership	100.000	Liberty Mutual Holding Company Inc.	NO	
		00000					Ironshore Investment Holdings Ltd.	BMU	NIA	Ironshore Insurance Ltd.	Ownership	100.000	Liberty Mutual Holding Company Inc.	NO	
		00000					Ironshore Investment RL I Ltd.	BMU	NIA	Ironshore Investment Holdings Ltd.	Ownership	100.000	Liberty Mutual Holding Company Inc.	NO	
		00000	26-3835731				Ironshore Management Inc.	DE	NIA	Ironshore Holdings (US) Inc.	Ownership	100.000	Liberty Mutual Holding Company Inc.	NO	
		00000	26-0412876				Ironshore Services Inc.	DE	NIA	Ironshore Inc.	Ownership	100.000	Liberty Mutual Holding Company Inc.	NO	
.0111	Liberty Mutual Insurance Company and its Affiliated Insurers	25445	94-1264187				Ironshore Specialty Insurance Company	AZ	IA	Ironshore Holdings (US) Inc.	Ownership	100.000	Liberty Mutual Holding Company Inc.	NO	
		00000	46-2678004				Ironshore Surety Holdings Inc.	DE	IA	Ironshore Inc.	Ownership	100.000	Liberty Mutual Holding Company Inc.	NO	
		00000	81-3584727				Kaigan LLC	DE	NIA	Solaria Labs LLC	Ownership, Board and Management	100.000	Liberty Mutual Holding Company Inc.	NO	
		00000	04-3545984				Kellen Holdings, LLC	DE	NIA	Liberty Energy Holdings, LLC	Ownership, Board and Management	100.000	Liberty Mutual Holding Company Inc.	NO	
		00000	77-0682632				Keter Consulting LLC	DE	NIA	Helmsman Management Services LLC	Ownership, Board and Management	100.000	Liberty Mutual Holding Company Inc.	NO	
		00000					Kritaya Tun Company Limited	THA	NIA	Liberty International Asia Pacific Holdings LLC	Influence	48.990	Liberty Mutual Holding Company Inc.	NO	
		00000	98-0158209				LEXCO Limited	BMU	IA	Liberty Mutual Captive Holdings LLC	Ownership, Board and Management	100.000	Liberty Mutual Holding Company Inc.	NO	
		00000					Liberty Brasil Investimentos e Participacoes Ltda.	BRA	NIA	Liberty Mutual Insurance Company	Ownership, Board and Management	99.990	Liberty Mutual Holding Company Inc.	NO	
		00000					Liberty Brasil Investimentos e Participacoes Ltda.	BRA	NIA	Liberty Structured Holdings LLC	Ownership, Board and Management	0.010	Liberty Mutual Holding Company Inc.	NO	
		00000					Liberty Corporate Capital (Two) Ltd.		NIA	Ironshore International Ltd.	Ownership	100.000	Liberty Mutual Holding Company Inc.	NO	
		00000	98-0166390				Liberty Corporate Capital Limited		IA	Liberty International Holdings Inc.	Ownership, Board and Management	100.000	Liberty Mutual Holding Company Inc.	NO	
		00000	04-3260640				Liberty Corporate Services LLC	MA	NIA	Liberty Mutual Group Inc.	Ownership, Board and Management	100.000	Liberty Mutual Holding Company Inc.	NO	
.0111	Liberty Mutual Insurance Company and its Affiliated Insurers	19544	75-2447701				Liberty County Mutual Insurance Company	TX	IA	Berkeley Management Corporation	Board and Management	0.000	Liberty Mutual Holding Company Inc.	NO	
		00000					Summit Asia Investments Holdings Pte. Ltd.			Summit Asia Investments Holdings Pte. Ltd.					
		00000					Liberty Data Analytics Private Limited	IND	NIA		Ownership, Board and Management	100.000	Liberty Mutual Holding Company Inc.	NO	
		00000	52-2282916				Liberty Energy Holdings, LLC	DE	NIA	Liberty Mutual Insurance Company	Ownership, Board and Management	100.000	Liberty Mutual Holding Company Inc.	NO	
		00000					Liberty Fianzas, S.A. de C.V.	MEX	IA	Liberty Surety Mexico, S. de R.L. de C.V.	Ownership, Board and Management	99.990	Liberty Mutual Holding Company Inc.	NO	
		00000					Liberty Fianzas, S.A. de C.V.	MEX	IA	Liberty Mutual Mexico LLC	Ownership, Board and Management	0.010	Liberty Mutual Holding Company Inc.	NO	
		00000	04-2880152				Liberty Financial Services, Inc.	MA	NIA	Liberty Corporate Services LLC	Ownership, Board and Management	100.000	Liberty Mutual Holding Company Inc.	NO	
		00000					Liberty General Insurance Berhad	MYS	IA	Liberty Global Holdings SDN.BHD.	Ownership	100.000	Liberty Mutual Holding Company Inc.	NO	
		00000								Summit Asia Investments Holdings Pte. Ltd.					
		00000					Liberty General Insurance Limited	IND	IA		Ownership, Management	48.680	Liberty Mutual Holding Company Inc.	NO	
		00000					Liberty Global Holdings SDN.BHD.	MYS	IA	Liberty Mutual Insurance Company	Ownership, Board and Management	69.990	Liberty Mutual Holding Company Inc.	YES	
		00000					Liberty Global Holdings SDN.BHD.	MYS	IA	Liberty Mutual Group Inc.	Ownership, Board and Management	0.000	Liberty Mutual Holding Company Inc.	NO	

STATEMENT AS OF MARCH 31, 2024 OF THE STATE AUTO INSURANCE COMPANY OF OHIO

SCHEDULE Y  
PART 1A - DETAIL OF INSURANCE HOLDING COMPANY SYSTEM

1	2	3	4	5	6	7	8	9	10	11	12	13	14	15	16
Group Code	Group Name	NAIC Company Code	ID Number	Federal RSSD	CIK	Name of Securities Exchange if Publicly Traded (U.S. or International)	Names of Parent, Subsidiaries Or Affiliates	Domi-ciliary Location	Relation-ship to Reporting Entity	Directly Controlled by (Name of Entity/Person)	Type of Control (Ownership, Board, Management, Attorney-in-Fact, Influence, Other)	If Control is Owner-ship Provide Percen-tage	Ultimate Controlling Entity(ies)/Person(s)	Is an SCA Filing Re-quired? (Yes/No)	*
.0111	Liberty Mutual Insurance Company and its Affiliated Insurers	00000	52-2304652				Liberty Information Technology Limited		NIA	Liberty Mutual Technology Group Inc.	Ownership, Board and Management	100.000	Liberty Mutual Holding Company Inc.	NO	
		00000					Liberty Insurance Company Limited	CHN	IA	Liberty Mutual Insurance Company	Ownership, Board and Management	100.000	Liberty Mutual Holding Company Inc.	NO	
		42404	03-0316876				Liberty Insurance Corporation	IL	IA	Liberty Mutual Insurance Company	Ownership, Board and Management	100.000	Liberty Mutual Holding Company Inc.	NO	
		00000	52-2107018				Liberty Insurance Holdings, Inc.	DE	NIA	Liberty Mutual Insurance Company	Ownership, Board and Management	100.000	Liberty Mutual Holding Company Inc.	YES	
		00000					Liberty Insurance Limited	VNM	IA	Liberty UK and Europe Holdings Limited Summit Asia Investments Holdings Pte. Ltd.	Ownership, Board and Management	100.000	Liberty Mutual Holding Company Inc.	YES	
		00000					Liberty Insurance Pte Ltd	SGP	IA		Ownership, Board and Management	100.000	Liberty Mutual Holding Company Inc.	NO	
		19917	22-2227331				Liberty Insurance Underwriters Inc.	IL	IA	Liberty Mutual Insurance Company	Ownership, Board and Management	100.000	Liberty Mutual Holding Company Inc.	NO	
		00000	51-0365936				Liberty International Asia Pacific Holdings LLC	DE	NIA	Liberty UK and Europe Holdings Limited	Ownership, Board and Management	100.000	Liberty Mutual Holding Company Inc.	NO	
		00000	27-1448815				Liberty International Europe LLC	DE	NIA	Liberty International Holdings Inc.	Ownership, Board and Management	100.000	Liberty Mutual Holding Company Inc.	NO	
		00000					Liberty International European Holdings, S.L.	ESP	NIA	Liberty UK and Europe Holdings Limited	Ownership, Board and Management	100.000	Liberty Mutual Holding Company Inc.	YES	
.0111	Liberty Mutual Insurance Company and its Affiliated Insurers	00000	04-3209289				Liberty International Holdings Inc.	DE	NIA	Liberty Mutual Insurance Company	Ownership, Board and Management	100.000	Liberty Mutual Holding Company Inc.	YES	
		00000					Liberty International Insurance Limited	HKG	IA	Liberty Insurance Pte Ltd Summit Asia Investments Holdings Pte. Ltd.	Ownership, Board and Management	68.000	Liberty Mutual Holding Company Inc.	NO	
		00000					Liberty International Insurance Limited	HKG	IA		Ownership, Board and Management	32.000	Liberty Mutual Holding Company Inc.	NO	
		00000					Liberty International Netherlands V.O.F.	NLD	NIA	Liberty International Holdings Inc.	Ownership, Board and Management	86.000	Liberty Mutual Holding Company Inc.	NO	
		00000					Liberty International Netherlands V.O.F.	NLD	NIA	Liberty International Europe LLC	Ownership, Board and Management	14.000	Liberty Mutual Holding Company Inc.	NO	
		00000					Liberty International US European Holdings LLC	DE	NIA	Liberty International Netherlands V.O.F.	Ownership, Board and Management	100.000	Liberty Mutual Holding Company Inc.	NO	
		00000	04-3025735				Liberty Life Holdings Inc.	DE	NIA	Liberty Corporate Services LLC	Ownership, Board and Management	100.000	Liberty Mutual Holding Company Inc.	NO	
		11041	74-2963323				Liberty Lloyds of Texas Insurance Company	TX	IA	Berkeley Management Corporation	Management and Attorney-in-Fact	0.000	Liberty Mutual Holding Company Inc.	NO	
		00000	93-0962676				Liberty Management Services, Inc.	OR	NIA	Liberty Northwest Insurance Corporation	Ownership, Board and Management	100.000	Liberty Mutual Holding Company Inc.	YES	
		00000					Liberty Managing Agency Limited		IA	Liberty UK and Europe Holdings Limited	Ownership, Board and Management	100.000	Liberty Mutual Holding Company Inc.	NO	
		00000	27-0619441				Liberty Metals & Mining Holdings, LLC	DE	NIA	Liberty Mutual Insurance Company	Ownership, Board and Management	100.000	Liberty Mutual Holding Company Inc.	NO	
		00000	04-3199794				Liberty Mexico Holdings Inc.	MA	NIA	Liberty International Holdings Inc.	Ownership, Board and Management	100.000	Liberty Mutual Holding Company Inc.	NO	
		00000					Liberty Mexico Holdings S.A. de C.V.	MEX	NIA	Liberty Mexico Holdings Inc.	Ownership, Board and Management	99.990	Liberty Mutual Holding Company Inc.	NO	
		00000					Liberty Mexico Holdings S.A. de C.V.	MEX	NIA	Liberty UK and Europe Holdings Limited	Ownership, Board and Management	0.000	Liberty Mutual Holding Company Inc.	NO	
		00000	51-0290450				Liberty Mutual Agency Corporation	DE	NIA	Liberty Insurance Holdings, Inc.	Ownership, Board and Management	100.000	Liberty Mutual Holding Company Inc.	NO	
		00000	46-2913664				Liberty Mutual Auto and Home Services LLC	MA	NIA	Liberty Corporate Services LLC	Ownership, Board and Management	100.000	Liberty Mutual Holding Company Inc.	NO	
		00000	52-2272555				Liberty Mutual Captive Holdings LLC	DE	NIA	Liberty Mutual Insurance Company	Ownership, Board and Management	100.000	Liberty Mutual Holding Company Inc.	NO	
		00000					Liberty Mutual Consulting Brasil Ltda.	BRA	NIA	Liberty Mutual Insurance Company	Ownership, Board and Management	99.900	Liberty Mutual Holding Company Inc.	YES	
		00000					Liberty Mutual Consulting Brasil Ltda.	BRA	NIA	Liberty Insurance Underwriters Inc.	Ownership, Board and Management	0.100	Liberty Mutual Holding Company Inc.	NO	
		00000					Liberty Mutual Consulting Chile SpA	CHL	NIA	Liberty Mutual Latam LLC	Ownership, Management	100.000	Liberty Mutual Holding Company Inc.	NO	
		00000					Liberty Mutual Consulting, S. de R.L. de C.V.								
		00000					Liberty Mutual Consulting, S. de R.L. de C.V.	MEX	IA	Liberty Mutual Latin Holdings LLC	Ownership, Board and Management	99.990	Liberty Mutual Holding Company Inc.	NO	
		00000					Liberty Mutual Credit Risk Transfer PCC Inc.	MEX	IA	Liberty Mutual Services LLC	Ownership, Board and Management	0.010	Liberty Mutual Holding Company Inc.	NO	
		00000	84-3694564					DC	IA	Liberty Mutual Insurance Company	Ownership, Board, Management	100.000	Liberty Mutual Holding Company Inc.	NO	
		00000	04-3119508				Liberty Mutual Equity LLC	MA	NIA	Liberty Mutual Insurance Company	Ownership, Board and Management	100.000	Liberty Mutual Holding Company Inc.	NO	
		00000					Liberty Mutual Finance Europe Designated Activity Company	IRL	UIP	LIHC Massachusetts Holdings Inc.	Ownership, Board and Management	100.000	Liberty Mutual Holding Company Inc.	NO	
		23035	04-1924000				Liberty Mutual Fire Insurance Company	WI	IA	Liberty Mutual Group Inc.	Ownership, Board and Management	100.000	Liberty Mutual Holding Company Inc.	NO	
		00000	14-1893520				Liberty Mutual Foundation Inc.	MA	NIA	Liberty Mutual Insurance Company	Board and Management	0.000	Liberty Mutual Holding Company Inc.	NO	
		00000	45-2105640				Liberty Mutual Group Asset Management Inc.	DE	NIA	Liberty Mutual Group Inc.	Ownership, Board and Management	100.000	Liberty Mutual Holding Company Inc.	NO	

STATEMENT AS OF MARCH 31, 2024 OF THE STATE AUTO INSURANCE COMPANY OF OHIO

SCHEDULE Y  
PART 1A - DETAIL OF INSURANCE HOLDING COMPANY SYSTEM

1	2	3	4	5	6	7	8	9	10	11	12 Type of Control (Ownership, Board, Management, Attorney-in-Fact, Influence, Other)	13 If Control is Owner- ship Provide Percen- tage	14 Ultimate Controlling Entity(ies)/Person(s)	15 Is an SCA Filing Re- quired? (Yes/No)	16 *
Group Code	Group Name	NAIC Company Code	ID Number	Federal RSSD	CIK	Name of Securities Exchange if Publicly Traded (U.S. or International)	Names of Parent, Subsidiaries Or Affiliates	Domi- ciliary Loca- tion	Rela- tion- ship to Reporting Entity	Directly Controlled by (Name of Entity/Person)					
.0111	Liberty Mutual Insurance Company and its Affiliated Insurers	00000	04-3583679				Liberty Mutual Group Inc. ....	..MA.....	..NIA.....	LMHC Massachusetts Holdings Inc. ....	Ownership, Board and Management ....	100.000	Liberty Mutual Holding Company Inc. ...	....NO.....	
		00000	04-3583681				Liberty Mutual Holding Company Inc. ....	..MA.....	..NIA.....	N/A .....	Ultimate Controlling Parent .....	0.000	.....	....NO.....	
		00000	98-0434939				Liberty Mutual Holdings (Bermuda) Ltd .....	..BMU.....	..NIA.....	Liberty Mutual Captive Holdings LLC .....	Ownership, Board and Management ....	100.000	Liberty Mutual Holding Company Inc. ...	....NO.....	
		23043	04-1543470				Liberty Mutual Insurance Company .....	..MA.....	..IA.....	Liberty Mutual Group Inc. ....	Ownership, Board and Management ....	0.000	Liberty Mutual Holding Company Inc. ...	....NO.....	
		00000					Liberty Mutual Insurance Company – PAC .....	..MA.....	..NIA.....	Liberty Mutual Insurance Company .....	Board and Management .....	0.000	Liberty Mutual Holding Company Inc. ...	....NO.....	
		00000					Liberty Mutual Insurance Europe SE .....	..LUX.....	..IA.....	Liberty Specialty Markets Holdco S.L.U. ...	Ownership, Board and Management ....	100.000	Liberty Mutual Holding Company Inc. ...	....NO.....	
										Liberty Mutual Group Asset Management Inc.					
		00000	04-3479271				Liberty Mutual Investment Advisors LLC .....	..MA.....	..NIA.....	.....	Ownership, Board and Management ....	100.000	Liberty Mutual Holding Company Inc. ...	....NO.....	
		00000	32-0177707				Liberty Mutual Investment Holdings LLC .....	..DE.....	..NIA.....	Liberty Mutual Insurance Company .....	Ownership, Board and Management ....	40.000	Liberty Mutual Holding Company Inc. ...	....NO.....	
		00000	32-0177707				Liberty Mutual Investment Holdings LLC .....	..DE.....	..NIA.....	Peerless Insurance Company .....	Ownership, Board and Management ....	22.000	Liberty Mutual Holding Company Inc. ...	....NO.....	
		00000	32-0177707				Liberty Mutual Investment Holdings LLC .....	..DE.....	..NIA.....	Employers Insurance Company of Wausau .....	Ownership, Board and Management ....	10.000	Liberty Mutual Holding Company Inc. ...	....NO.....	
		00000	32-0177707				Liberty Mutual Investment Holdings LLC .....	..DE.....	..NIA.....	Liberty Mutual Fire Insurance Company .....	Ownership, Board and Management ....	10.000	Liberty Mutual Holding Company Inc. ...	....NO.....	
		00000	32-0177707				Liberty Mutual Investment Holdings LLC .....	..DE.....	..NIA.....	The Ohio Casualty Insurance Company .....	Ownership, Board and Management ....	10.000	Liberty Mutual Holding Company Inc. ...	....NO.....	
		00000	32-0177707				Liberty Mutual Investment Holdings LLC .....	..DE.....	..NIA.....	Safeco Insurance Company of America .....	Ownership, Board and Management ....	8.000	Liberty Mutual Holding Company Inc. ...	....NO.....	
		00000					Liberty Mutual Ireland Investment Holdings Limited .....	..IRL.....	..NIA.....	Liberty UK and Europe Holdings Limited ....	Ownership, Board and Management ....	100.000	Liberty Mutual Holding Company Inc. ...	....NO.....	
		00000	47-2941258				Liberty Mutual Latam LLC .....	..DE.....	..NIA.....	Liberty Mutual Insurance Company .....	Ownership, Board and Management ....	100.000	Liberty Mutual Holding Company Inc. ...	....NO.....	
		00000	84-2588296				Liberty Mutual Latin Holdings LLC .....	..DE.....	..NIA.....	Liberty Mutual Latam LLC .....	Ownership, Board, Management .....	100.000	Liberty Mutual Holding Company Inc. ...	....NO.....	
		00000	04-3217691				Liberty Mutual Managed Care LLC .....	..MA.....	..NIA.....	Liberty Corporate Services LLC .....	Ownership, Board and Management ....	100.000	Liberty Mutual Holding Company Inc. ...	....NO.....	
		00000	98-0434942				Liberty Mutual Management (Bermuda) Ltd .....	..BMU.....	..NIA.....	Liberty Mutual Group Inc. ....	Ownership, Board and Management ....	100.000	Liberty Mutual Holding Company Inc. ...	....NO.....	
		00000	51-0529949				Liberty Mutual Management (South Carolina) LLC .....	..SC.....	..NIA.....	Liberty Mutual Captive Holdings LLC .....	Ownership, Board and Management ....	100.000	Liberty Mutual Holding Company Inc. ...	....NO.....	
		00000	06-1741899				Liberty Mutual Management (Vermont) LLC .....	..VT.....	..NIA.....	Liberty Mutual Captive Holdings LLC .....	Ownership, Board and Management ....	100.000	Liberty Mutual Holding Company Inc. ...	....NO.....	
		00000	04-4223650				Liberty Mutual Mexico LLC .....	..DE.....	..NIA.....	Liberty Mutual Insurance Company .....	Ownership, Board and Management ....	100.000	Liberty Mutual Holding Company Inc. ...	....NO.....	
		14486	23-0867770				Liberty Mutual Mid-Atlantic Insurance Company .....	..MA.....	..IA.....	Liberty Mutual Insurance Company .....	Board and Management .....	0.000	Liberty Mutual Holding Company Inc. ...	....NO.....	
		00000	46-3043236				Liberty Mutual Opportunistic Investments LLC .....	..DE.....	..NIA.....	Liberty Mutual Insurance Company .....	Ownership, Board and Management ....	100.000	Liberty Mutual Holding Company Inc. ...	....NO.....	
		12484	04-1023460				Liberty Mutual Personal Insurance Company ...	..NH.....	..IA.....	Liberty Mutual Group Inc. .... St. James/Arlington Real Estate Limited Partnership .....	Ownership, Board and Management ....	100.000	Liberty Mutual Holding Company Inc. ...	....NO.....	
		00000	82-0842778				Liberty Mutual Plano LLC .....	..DE.....	..NIA.....	.....	Ownership, Board and Management ....	100.000	Liberty Mutual Holding Company Inc. ...	....NO.....	
		00000	27-4064359				Liberty Mutual Retirement Plan Master Trust .....	..MA.....	..NIA.....	Liberty Mutual Group Inc. ....	Board .....	0.000	Liberty Mutual Holding Company Inc. ...	....NO.....	
		00000	04-3548586				Liberty Mutual Scholarship Foundation .....	..MA.....	..NIA.....	Liberty Mutual Insurance Company .....	Board and Management .....	0.000	Liberty Mutual Holding Company Inc. ...	....NO.....	
		00000	84-2593582				Liberty Mutual Services LLC .....	..DE.....	..NIA.....	Liberty Mutual Latam LLC .....	Ownership, Board, Management .....	100.000	Liberty Mutual Holding Company Inc. ...	....NO.....	
		00000	47-4222611				Liberty Mutual Strategic Ventures LLC .....	..DE.....	..NIA.....	Liberty Mutual Insurance Company .....	Ownership, Board and Management ....	100.000	Liberty Mutual Holding Company Inc. ...	....NO.....	
.0111	Liberty Mutual Insurance Company and its Affiliated Insurers	00000					Liberty Mutual Surety Agencia de Seguros Ltda. ....	..COL.....	..IA.....	Liberty Mutual Latin Holdings LLC .....	Ownership, Board, Management .....	50.000	Liberty Mutual Holding Company Inc. ...	....NO.....	
		00000					Liberty Mutual Surety Agencia de Seguros Ltda. ....	..COL.....	..IA.....	Liberty Mutual Services LLC .....	Ownership, Board, Management .....	50.000	Liberty Mutual Holding Company Inc. ...	....NO.....	
		00000	92-2513480				Liberty Mutual Surety Agency LLC .....	..PA.....	..IA.....	Liberty Corporate Services LLC .....	Ownership, Board, Management .....	100.000	Liberty Mutual Holding Company Inc. ...	....NO.....	
		00000	86-0145347				Liberty Mutual Surety Europe B.V. ....	..NLD.....	..IA.....	Liberty UK and Europe Holdings Limited ....	Ownership.....	100.000	Liberty Mutual Holding Company Inc. ...	....NO.....	
		00000					Liberty Mutual Surety S.L.U. ....	..ESP.....	..IA.....	Liberty UK and Europe Holdings Limited ....	Ownership, Board, Management .....	100.000	Liberty Mutual Holding Company Inc. ...	....NO.....	
		00000	81-4106347				Liberty Mutual Technology Group, Inc. ....	..DE.....	..NIA.....	Liberty Corporate Services LLC .....	Ownership, Board and Management ....	100.000	Liberty Mutual Holding Company Inc. ...	....NO.....	
		41939	93-0824674				Liberty Northwest Insurance Corporation .....	..OR.....	..IA.....	Peerless Insurance Company .....	Ownership, Board and Management ....	100.000	Liberty Mutual Holding Company Inc. ...	....NO.....	
		00000	26-3709536				Liberty Parkwood Crossing LLC .....	..IN.....	..NIA.....	Liberty Real Estate Holdings LLC .....	Ownership, Board and Management ....	100.000	Liberty Mutual Holding Company Inc. ...	....NO.....	
		11746	38-1742556				Liberty Personal Insurance Company .....	..NH.....	..IA.....	Liberty Mutual Insurance Company .....	Ownership, Board and Management ....	100.000	Liberty Mutual Holding Company Inc. ...	....NO.....	
		00000					Liberty Perú Gestión de Riesgos SAC .....	..PER.....	..NIA.....	Liberty Mutual Surety S.L.U. ....	Ownership, Board, Management .....	99.900	Liberty Mutual Holding Company Inc. ...	....NO.....	

STATEMENT AS OF MARCH 31, 2024 OF THE STATE AUTO INSURANCE COMPANY OF OHIO

SCHEDULE Y  
PART 1A - DETAIL OF INSURANCE HOLDING COMPANY SYSTEM

1	2	3	4	5	6	7	8	9	10	11	12 Type of Control (Ownership, Board, Management, Attorney-in-Fact, Influence, Other)	13 If Control is Owner- ship Provide Percen- tage	14 Ultimate Controlling Entity(ies)/Person(s)	15 Is an SCA Filing Re- quired? (Yes/No)	16 *
Group Code	Group Name	NAIC Company Code	ID Number	Federal RSSD	CIK	Name of Securities Exchange if Publicly Traded (U.S. or International)	Names of Parent, Subsidiaries Or Affiliates	Domi- ciliary Loca- tion	Rela- tion- ship to Reporting Entity	Directly Controlled by (Name of Entity/Person)					
		00000					Liberty Perú Gestión de Riesgos SAC .....	..PER.....	..NIA.....	Liberty UK and Europe Holdings Limited ....	Ownership, Board, Management .....	0.100	Liberty Mutual Holding Company Inc. ....	...NO.....	
		00000	98-0336014				Liberty Re (Bermuda) Limited .....	..BMU.....	..IA.....	Liberty Mutual Insurance Company .....	Ownership, Board and Management .....	100.000	Liberty Mutual Holding Company Inc. ....	...YES.....	
		00000					Liberty Real Estate Holdings LLC .....	..DE.....	..NIA.....	Liberty Mutual Insurance Company .....	Ownership, Board and Management .....	100.000	Liberty Mutual Holding Company Inc. ....	...NO.....	
		00000	66-0963226				Liberty Seguros .....	..PR.....	..IA.....	Liberty Mutual Latam LLC .....	Ownership, Board and Management .....	99.900	Liberty Mutual Holding Company Inc. ....	...NO.....	
		00000					Liberty Seguros S.A. ....	..PER.....	..IA.....	Liberty Mutual Latam LLC .....	Ownership, Board and Management .....	99.990	Liberty Mutual Holding Company Inc. ....	...NO.....	
		00000					Liberty Seguros S.A. ....	..PER.....	..IA.....	Liberty Surplus Insurance Corporation .....	Ownership, Board and Management .....	0.010	Liberty Mutual Holding Company Inc. ....	...NO.....	
							Liberty International European Holdings								
		00000	77-0653079				Liberty Spain Holdings LLC .....	..DE.....	..NIA.....	S.L. ....	Ownership, Board and Management .....	100.000	Liberty Mutual Holding Company Inc. ....	...NO.....	
		00000					Liberty Specialty Markets Agency Limited ....	..BMU.....	..NIA.....	Ironshore Inc. ....	Ownership.....	100.000	Liberty Mutual Holding Company Inc. ....	...NO.....	
		00000	98-0579287				Liberty Specialty Markets Bermuda Limited ....	..BMU.....	..NIA.....	Ironshore Inc. ....	Ownership.....	100.000	Liberty Mutual Holding Company Inc. ....	...NO.....	
		00000					Liberty Specialty Markets Europe S.a.r.l. ....	..LUX.....	..NIA.....	Liberty UK and Europe Holdings Limited ....	Ownership, Board and Management .....	100.000	Liberty Mutual Holding Company Inc. ....	...NO.....	
		00000					Liberty Specialty Markets Europe Two Sàrl .....	..LUX.....	..NIA.....	Liberty UK and Europe Holdings Limited ....	Ownership.....	100.000	Liberty Mutual Holding Company Inc. ....	...YES.....	
							Liberty International European Holdings								
		00000					Liberty Specialty Markets Holdco S.L.U. ....	..ESP.....	..NIA.....	S.L. ....	Ownership, Board and Management .....	100.000	Liberty Mutual Holding Company Inc. ....	...NO.....	
		00000					Liberty Specialty Markets Hong Kong Limited	..HKG.....	..IA.....	Liberty UK and Europe Holdings Limited ....	Ownership, Board and Management .....	100.000	Liberty Mutual Holding Company Inc. ....	...NO.....	
		00000					Liberty Specialty Markets Limited		..NIA.....	Liberty UK and Europe Holdings Limited ....	Ownership, Board and Management .....	100.000	Liberty Mutual Holding Company Inc. ....	...NO.....	
		00000					Liberty Specialty Markets MENA Limited		..IA.....	Liberty UK and Europe Holdings Limited ....	Ownership, Board and Management .....	100.000	Liberty Mutual Holding Company Inc. ....	...NO.....	
							Liberty Specialty Markets Singapore Pte.								
		00000					Limited .....	..SGP.....	..IA.....	Liberty UK and Europe Holdings Limited ....	Ownership, Board and Management .....	100.000	Liberty Mutual Holding Company Inc. ....	...NO.....	
		00000					Liberty Specialty Services Limited		..NIA.....	Liberty UK and Europe Holdings Limited ....	Ownership, Board and Management .....	100.000	Liberty Mutual Holding Company Inc. ....	...NO.....	
		00000	98-0336015				Liberty Sponsored Insurance (Vermont), Inc.	..VT.....	..IA.....	Liberty Mutual Insurance Company .....	Ownership, Board and Management .....	100.000	Liberty Mutual Holding Company Inc. ....	...YES.....	
		00000	38-3760923				Liberty Structured Holdings LLC .....	..DE.....	..NIA.....	Liberty Mutual Insurance Company .....	Ownership, Board and Management .....	20.000	Liberty Mutual Holding Company Inc. ....	...NO.....	
		00000	38-3760923				Liberty Structured Holdings LLC .....	..DE.....	..NIA.....	Peerless Insurance Company .....	Ownership, Board and Management .....	45.000	Liberty Mutual Holding Company Inc. ....	...NO.....	
		00000	38-3760923				Liberty Structured Holdings LLC .....	..DE.....	..NIA.....	The Ohio Casualty Insurance Company .....	Ownership, Board and Management .....	20.000	Liberty Mutual Holding Company Inc. ....	...NO.....	
		00000	38-3760923				Liberty Structured Holdings LLC .....	..DE.....	..NIA.....	Safeco Insurance Company of America .....	Ownership, Board and Management .....	15.000	Liberty Mutual Holding Company Inc. ....	...NO.....	
		00000					Liberty Surety México, S. de R.L. de C.V. ....	..MEX.....	..NIA.....	Liberty Mutual Mexico LLC .....	Ownership, Board and Management .....	99.990	Liberty Mutual Holding Company Inc. ....	...NO.....	
		00000					Liberty Surety México, S. de R.L. de C.V. ....	..MEX.....	..NIA.....	Liberty Surplus Insurance Corporation .....	Ownership, Board and Management .....	0.010	Liberty Mutual Holding Company Inc. ....	...NO.....	
.0111	Liberty Mutual Insurance Company and its Affiliated Insurers .....	10725	04-3390891				Liberty Surplus Insurance Corporation .....	..NH.....	..IA.....	Liberty Mutual Insurance Company .....	Ownership, Board and Management .....	100.000	Liberty Mutual Holding Company Inc. ....	...NO.....	
							Liberty International US European Holdings								
		00000	98-0641430				Liberty UK and Europe Holdings Limited .....		..NIA.....	LLC .....	Ownership, Board and Management .....	100.000	Liberty Mutual Holding Company Inc. ....	...NO.....	
		00000	77-0670984				Liberty/Hoffman Estates LLC .....	..DE.....	..NIA.....	Liberty Real Estate Holdings LLC .....	Ownership, Board and Management .....	100.000	Liberty Mutual Holding Company Inc. ....	...NO.....	
		00000					Liberty/Kent LLC .....	..DE.....	..NIA.....	Liberty Real Estate Holdings LLC .....	Ownership, Board and Management .....	100.000	Liberty Mutual Holding Company Inc. ....	...NO.....	
		00000	65-1314055				Liberty/Milwaukee LLC .....	..DE.....	..NIA.....	Liberty Real Estate Holdings LLC .....	Ownership, Board and Management .....	100.000	Liberty Mutual Holding Company Inc. ....	...NO.....	
		00000	77-0670983				Liberty/Warrenville LLC .....	..DE.....	..NIA.....	Liberty Real Estate Holdings LLC .....	Ownership, Board and Management .....	100.000	Liberty Mutual Holding Company Inc. ....	...NO.....	
		00000	22-2195982				Liberty-USA Corporation .....	..DE.....	..NIA.....	Peerless Insurance Company .....	Ownership, Board and Management .....	100.000	Liberty Mutual Holding Company Inc. ....	...YES.....	
		00000	22-2424043				LIH-RE of America Corporation .....	..DE.....	..NIA.....	Liberty-USA Corporation .....	Ownership, Board and Management .....	100.000	Liberty Mutual Holding Company Inc. ....	...NO.....	
		00000	75-2621007				LIU Specialty Insurance Agency Inc. ....	..TX.....	..IA.....	Liberty Corporate Services LLC .....	Ownership, Board and Management .....	100.000	Liberty Mutual Holding Company Inc. ....	...YES.....	
		00000					LLIC S.a. r.l. ....	..LUX.....	..NIA.....	Liberty UK and Europe Holdings Limited ....	Ownership, Board and Management .....	100.000	Liberty Mutual Holding Company Inc. ....	...NO.....	
.0111	Liberty Mutual Insurance Company and its Affiliated Insurers .....	36447	22-2227328				LM General Insurance Company .....	..IL.....	..IA.....	Liberty Mutual Insurance Company .....	Ownership, Board and Management .....	100.000	Liberty Mutual Holding Company Inc. ....	...NO.....	
.0111	Liberty Mutual Insurance Company and its Affiliated Insurers .....	33600	04-3058504				LM Insurance Corporation .....	..IL.....	..IA.....	Liberty Mutual Insurance Company .....	Ownership, Board and Management .....	100.000	Liberty Mutual Holding Company Inc. ....	...NO.....	
.0111	Liberty Mutual Insurance Company and its Affiliated Insurers .....	32352	22-2053189				LM Property and Casualty Insurance Company ..	..IN.....	..IA.....	Liberty Mutual Insurance Company .....	Ownership, Board and Management .....	100.000	Liberty Mutual Holding Company Inc. ....	...NO.....	
		00000					LMAT Arbol Holdings LLC .....	..DE.....	..NIA.....	LMAT Natural Resources International S.L.	Ownership, Board and Management .....	100.000	Liberty Mutual Holding Company Inc. ....	...NO.....	
		00000					LMAT Holdings LLC .....	..DE.....	..NIA.....	Liberty Mutual Insurance Company .....	Ownership.....	30.000	Liberty Mutual Holding Company Inc. ....	...NO.....	
		00000					LMAT Holdings LLC .....	..DE.....	..NIA.....	Peerless Insurance Company .....	Ownership.....	30.000	Liberty Mutual Holding Company Inc. ....	...NO.....	
		00000					LMAT Holdings LLC .....	..DE.....	..NIA.....	Liberty Mutual Fire Insurance Company .....	Ownership.....	10.000	Liberty Mutual Holding Company Inc. ....	...NO.....	
		00000					LMAT Holdings LLC .....	..DE.....	..NIA.....	Employers Insurance Company of Wausau ....	Ownership.....	10.000	Liberty Mutual Holding Company Inc. ....	...NO.....	

STATEMENT AS OF MARCH 31, 2024 OF THE STATE AUTO INSURANCE COMPANY OF OHIO

SCHEDULE Y  
PART 1A - DETAIL OF INSURANCE HOLDING COMPANY SYSTEM

1	2	3	4	5	6	7	8	9	10	11	12	13	14	15	16
Group Code	Group Name	NAIC Company Code	ID Number	Federal RSSD	CIK	Name of Securities Exchange if Publicly Traded (U.S. or International)	Names of Parent, Subsidiaries Or Affiliates	Domi-ciliary Location	Relation-ship to Reporting Entity	Directly Controlled by (Name of Entity/Person)	Type of Control (Ownership, Board, Management, Attorney-in-Fact, Influence, Other)	If Control is Ownership Provide Percen-tage	Ultimate Controlling Entity(ies)/Person(s)	Is an SCA Filing Re-quired? (Yes/No)	*
		00000					LMAT Holdings LLC	DE	NIA	Safeco Insurance Company of America	Ownership	10.000	Liberty Mutual Holding Company Inc.	NO	
		00000					LMAT Holdings LLC	DE	NIA	The Ohio Casualty Insurance Company	Ownership	10.000	Liberty Mutual Holding Company Inc.	NO	
		00000					LMAT Natural Resources International S.L.	ESP	NIA	LLC	Ownership, Board and Management	100.000	Liberty Mutual Holding Company Inc.	NO	
		00000					LMAT Uruguay Holdings S.R.L.	URY	NIA	Contumil S.A.	Ownership	85.556	Liberty Mutual Holding Company Inc.	YES	
		00000					LMAT Uruguay Holdings S.R.L.	URY	NIA	LMAT Natural Resources International S.L.	Ownership	14.443	Liberty Mutual Holding Company Inc.	NO	
		00000					LMAT Uruguay Holdings S.R.L.	URY	NIA	LMAT Arbol Holdings LLC	Ownership	0.001	Liberty Mutual Holding Company Inc.	NO	
		00000	84-3770759				LMCRT-FRE-01 IC	DC	IA	Liberty Mutual Credit Risk Transfer PCC Inc.	Ownership, Board, Management	100.000	Liberty Mutual Holding Company Inc.	NO	
		00000	61-1558756				LMG Film Productions, LLC	MA	NIA	Liberty Mutual Insurance Company	Ownership, Board and Management	100.000	Liberty Mutual Holding Company Inc.	NO	
		00000					LMG Insurance Public Company Limited	THA	IA	Tun Kaoklai Co., Ltd.	Ownership, Board and Management	74.990	Liberty Mutual Holding Company Inc.	NO	
		00000					LMG Insurance Public Company Limited	THA	IA	Liberty International Asia Pacific Holdings LLC	Ownership, Board and Management	24.990	Liberty Mutual Holding Company Inc.	NO	
		00000					LMG Singapore Holdings Pte. Ltd.	SGP	NIA	Liberty International US European Holdings LLC	Ownership, Board and Management	100.000	Liberty Mutual Holding Company Inc.	NO	
		00000	04-3583680				LMHC Massachusetts Holdings Inc.	MA	NIA	Liberty Mutual Holding Company Inc.	Ownership, Board and Management	100.000	Liberty Mutual Holding Company Inc.	NO	
		00000					LMID, LLC	DE	NIA	Liberty Mutual Insurance Company	Ownership	100.000	Liberty Mutual Holding Company Inc.	NO	
		00000	81-2184892				LSH Real Estate Holdings LLC	DE	NIA	Liberty Structured Holdings LLC	Ownership, Board and Management	100.000	Liberty Mutual Holding Company Inc.	NO	
		00000	71-0950057				Managed Care Associates, Inc.	MS	IA	Excess Risk Reinsurance Inc.	Ownership	100.000	Liberty Mutual Holding Company Inc.	NO	
.0111	Liberty Mutual Insurance Company and its Affiliated Insurers	23353	35-1135866				Meridian Security Insurance Company	IN	IA	State Auto Holdings, Inc.	Ownership, Board and Management	100.000	Liberty Mutual Holding Company Inc.	NO	
.0111	Liberty Mutual Insurance Company and its Affiliated Insurers	23507	31-0978279				Mid-American Fire & Casualty Company	NH	IA	The Midwestern Indemnity Company	Ownership, Board and Management	100.000	Liberty Mutual Holding Company Inc.	NO	
.0111	Liberty Mutual Insurance Company and its Affiliated Insurers	41653	46-0368854				Milbank Insurance Company	IA	IA	State Auto Financial Corporation	Ownership, Board and Management	100.000	Liberty Mutual Holding Company Inc.	NO	
.0111	Liberty Mutual Insurance Company and its Affiliated Insurers	14613	52-0424870				Montgomery Mutual Insurance Company	MA	IA	Liberty Mutual Insurance Company	Board and Management	0.000	Liberty Mutual Holding Company Inc.	NO	
		00000	88-1727854				MVP1 Pooler, LLC	DE	NIA	Liberty Mutual Insurance Company	Ownership	40.000	Liberty Mutual Holding Company Inc.	NO	
		00000	88-1727854				MVP1 Pooler, LLC	DE	NIA	Peerless Insurance Company	Ownership	20.000	Liberty Mutual Holding Company Inc.	NO	
		00000	88-1727854				MVP1 Pooler, LLC	DE	NIA	Employers Insurance Company of Wausau	Ownership	10.000	Liberty Mutual Holding Company Inc.	NO	
		00000	88-1727854				MVP1 Pooler, LLC	DE	NIA	Liberty Mutual Fire Insurance Company	Ownership	10.000	Liberty Mutual Holding Company Inc.	NO	
		00000	88-1727854				MVP1 Pooler, LLC	DE	NIA	The Ohio Casualty Insurance Company	Ownership	10.000	Liberty Mutual Holding Company Inc.	NO	
		00000	88-1727854				MVP1 Pooler, LLC	DE	NIA	Safeco Insurance Company of America	Ownership	10.000	Liberty Mutual Holding Company Inc.	NO	
.0111	Liberty Mutual Insurance Company and its Affiliated Insurers	27944	35-1287317				National Insurance Association	IN	IA	The National Corporation	Management and Attorney-in-Fact	0.000	Liberty Mutual Holding Company Inc.	NO	
		00000					Nationale Borg Reinsurance N.V.	CUW	IA	Liberty Mutual Insurance Company	Ownership, Board, Management	100.000	Liberty Mutual Holding Company Inc.	YES	
		00000					Nationale Waarborg B.V.	NLD	IA	Liberty UK and Europe Holdings Limited	Ownership, Board, Management	100.000	Liberty Mutual Holding Company Inc.	NO	
		00000	41-2098206				Network E&S Insurance Brokers, LLC	OH	IA	State Automobile Mutual Insurance Company	Ownership, Board and Management	100.000	Liberty Mutual Holding Company Inc.	NO	
.0111	Liberty Mutual Insurance Company and its Affiliated Insurers	23892	93-6029263				North Pacific Insurance Company	OR	IA	Liberty Northwest Insurance Corporation	Ownership, Board and Management	100.000	Liberty Mutual Holding Company Inc.	NO	
		00000	31-1364002				Ocasco Budget, Inc.	OH	NIA	The Ohio Casualty Insurance Company	Ownership, Board and Management	100.000	Liberty Mutual Holding Company Inc.	YES	
		00000	31-1377709				OCI Printing, Inc.	OH	NIA	Ohio Casualty Corporation	Ownership, Board and Management	100.000	Liberty Mutual Holding Company Inc.	NO	
		00000	31-0783294				Ohio Casualty Corporation	OH	NIA	Liberty Mutual Insurance Company	Ownership, Board and Management	78.000	Liberty Mutual Holding Company Inc.	YES	
		00000	31-0783294				Ohio Casualty Corporation	OH	NIA	Employers Insurance Company of Wausau	Ownership, Board and Management	8.000	Liberty Mutual Holding Company Inc.	YES	
		00000	31-0783294				Ohio Casualty Corporation	OH	NIA	Peerless Insurance Company	Ownership, Board and Management	8.000	Liberty Mutual Holding Company Inc.	YES	
		00000	31-0783294				Ohio Casualty Corporation	OH	NIA	Liberty Mutual Fire Insurance Company	Ownership, Board and Management	6.000	Liberty Mutual Holding Company Inc.	YES	
.0111	Liberty Mutual Insurance Company and its Affiliated Insurers	24082	31-0541777				Ohio Security Insurance Company	NH	IA	The Ohio Casualty Insurance Company	Ownership, Board and Management	100.000	Liberty Mutual Holding Company Inc.	NO	
		00000	92-3955867				OIC Structured Equity LMI Fund L.P.	DE	NIA	LLC	Ownership	99.000	Liberty Mutual Holding Company Inc.	NO	

STATEMENT AS OF MARCH 31, 2024 OF THE STATE AUTO INSURANCE COMPANY OF OHIO

SCHEDULE Y  
PART 1A - DETAIL OF INSURANCE HOLDING COMPANY SYSTEM

1	2	3	4	5	6	7	8	9	10	11	12 Type of Control (Ownership, Board, Management, Attorney-in-Fact, Influence, Other)	13 If Control is Owner- ship Provide Percen- tage	14 Ultimate Controlling Entity(ies)/Person(s)	15 Is an SCA Filing Re- quired? (Yes/No)	16 *
Group Code	Group Name	NAIC Company Code	ID Number	Federal RSSD	CIK	Name of Securities Exchange if Publicly Traded (U.S. or International)	Names of Parent, Subsidiaries Or Affiliates	Domi- ciliary Loca- tion	Rela- tion- ship to Reporting Entity	Directly Controlled by (Name of Entity/Person)					
		00000	26-0258241				Open Seas Solutions, Inc.	..WA.....	..NIA.....	Safeco Corporation	Ownership, Board and Management	100.000	Liberty Mutual Holding Company Inc.	...NO.....	
.0111	Liberty Mutual Insurance Company and its Affiliated Insurers	23922	93-0241650				Oregon Automobile Insurance Company	..OR.....	..IA.....	Liberty Northwest Insurance Corporation	Ownership, Board and Management	100.000	Liberty Mutual Holding Company Inc.	...NO.....	
		00000					PAGUS Holdings LLC	..DE.....	..NIA.....	LMAT Holdings LLC	Ownership, Board and Management	100.000	Liberty Mutual Holding Company Inc.	...NO.....	
.0111	Liberty Mutual Insurance Company and its Affiliated Insurers	14923	06-0487440				Patrons Mutual Insurance Company of Connecticut	..CT.....	..IA.....	State Automobile Mutual Insurance Company	Board, Management	0.000	Liberty Mutual Holding Company Inc.	...NO.....	
.0111	Liberty Mutual Insurance Company and its Affiliated Insurers	18333	13-2919779				Peerless Indemnity Insurance Company	..IL.....	..IA.....	Liberty-USA Corporation	Ownership, Board and Management	100.000	Liberty Mutual Holding Company Inc.	...NO.....	
.0111	Liberty Mutual Insurance Company and its Affiliated Insurers	24198	02-0177030				Peerless Insurance Company	..NH.....	..IA.....	Liberty Mutual Agency Corporation	Ownership, Board and Management	100.000	Liberty Mutual Holding Company Inc.	...YES.....	
.0111	Liberty Mutual Insurance Company and its Affiliated Insurers	30945	58-1140651				Plaza Insurance Company	..IA.....	..IA.....	Rockhill Insurance Company	Ownership, Board and Management	100.000	Liberty Mutual Holding Company Inc.	...NO.....	
		00000	46-2678004				Post-Closing LSG, LLC	..FL.....	..IA.....	Ironshore Surety Holdings Inc.	Ownership.....	20.000	Liberty Mutual Holding Company Inc.	...NO.....	
		00000					PT Independence Energy Holdings LLC		..NIA.....	Liberty Energy Holdings, LLC	Ownership.....	100.000	Liberty Mutual Holding Company Inc.	...NO.....	
		00000	46-1667886				Raymond James LM Georgia Tax Credit Fund L.L.C.	..FL.....	..NIA.....	The First Liberty Insurance Corporation	Ownership.....	100.000	Liberty Mutual Holding Company Inc.	...YES.....	
		00000	46-1680447				Raymond James LM Massachusetts Tax Credit Fund L.L.C.	..FL.....	..NIA.....	Liberty Mutual Insurance Company	Ownership.....	100.000	Liberty Mutual Holding Company Inc.	...NO.....	
		00000	45-2635338				RBC State Credit Fund LLC	..DE.....	..NIA.....	Liberty Mutual Insurance Company	Ownership.....	100.000	Liberty Mutual Holding Company Inc.	...YES.....	
		00000	26-0800397				Rianoc Research Corporation	..WA.....	..NIA.....	Open Seas Solutions, Inc.	Ownership, Board and Management	100.000	Liberty Mutual Holding Company Inc.	...YES.....	
		00000	45-2480595				RJTCF-37 Georgia Tax Credit Fund L.L.C.	..FL.....	..NIA.....	Liberty Mutual Fire Insurance Company	Ownership.....	100.000	Liberty Mutual Holding Company Inc.	...YES.....	
		00000	45-5549520				RJTCF-38 Georgia Tax Credit Fund L.L.C.	..FL.....	..NIA.....	Raymond James LM Georgia Tax Credit Fund L.L.C.	Ownership.....	100.000	Liberty Mutual Holding Company Inc.	...YES.....	
		00000	25-1923260				Rockhill Holding Company	..DE.....	..NIA.....	State Automobile Mutual Insurance Company	Ownership, Board and Management	100.000	Liberty Mutual Holding Company Inc.	...NO.....	
.0111	Liberty Mutual Insurance Company and its Affiliated Insurers	28053	06-1149847				Rockhill Insurance Company	..AZ.....	..IA.....	Rockhill Holding Company	Ownership, Board and Management	100.000	Liberty Mutual Holding Company Inc.	...NO.....	
		00000	20-8406742				Rockhill Insurance Services LLC	..CA.....	..NIA.....	Rockhill Holding Company	Ownership, Board and Management	100.000	Liberty Mutual Holding Company Inc.	...NO.....	
		00000	01-0712531				Rockhill Underwriting Management, LLC	..MO.....	..NIA.....	Rockhill Holding Company	Ownership, Board and Management	100.000	Liberty Mutual Holding Company Inc.	...NO.....	
		00000	41-1440870				RTW, Inc	..MN.....	..NIA.....	Rockhill Holding Company	Ownership, Board and Management	100.000	Liberty Mutual Holding Company Inc.	...NO.....	
		00000	31-1425223				SA Software Shelf, Inc.	..OH.....	..NIA.....	State Auto Financial Corporation	Ownership, Board, Management	100.000	Liberty Mutual Holding Company Inc.	...NO.....	
		00000	91-0742146				Safeco Corporation	..WA.....	..NIA.....	Liberty Mutual Agency Corporation	Ownership, Board and Management	100.000	Liberty Mutual Holding Company Inc.	...NO.....	
		00000	75-2865575				Safeco General Agency, Inc.	..TX.....	..IA.....	General Insurance Company of America	Ownership, Board and Management	100.000	Liberty Mutual Holding Company Inc.	...YES.....	
.0111	Liberty Mutual Insurance Company and its Affiliated Insurers	24740	91-0742148				Safeco Insurance Company of America	..NH.....	..IA.....	Safeco Corporation	Ownership, Board and Management	100.000	Liberty Mutual Holding Company Inc.	...NO.....	
.0111	Liberty Mutual Insurance Company and its Affiliated Insurers	39012	91-1115311				Safeco Insurance Company of Illinois	..IL.....	..IA.....	Safeco Insurance Company of America	Ownership, Board and Management	100.000	Liberty Mutual Holding Company Inc.	...NO.....	
.0111	Liberty Mutual Insurance Company and its Affiliated Insurers	11215	23-2640501				Safeco Insurance Company of Indiana	..IN.....	..IA.....	General Insurance Company of America	Ownership, Board and Management	100.000	Liberty Mutual Holding Company Inc.	...NO.....	
.0111	Liberty Mutual Insurance Company and its Affiliated Insurers	11071	93-1300233				Safeco Insurance Company of Oregon	..OR.....	..IA.....	Safeco Insurance Company of America	Ownership, Board and Management	100.000	Liberty Mutual Holding Company Inc.	...NO.....	
.0111	Liberty Mutual Insurance Company and its Affiliated Insurers	11070	91-6258394				Safeco Lloyds Insurance Company	..TX.....	..IA.....	General America Corporation of Texas	Management and Attorney-in-Fact	0.000	Liberty Mutual Holding Company Inc.	...NO.....	
.0111	Liberty Mutual Insurance Company and its Affiliated Insurers	24759	91-0885519				Safeco National Insurance Company	..NH.....	..IA.....	Safeco Insurance Company of America	Ownership, Board and Management	100.000	Liberty Mutual Holding Company Inc.	...NO.....	
		00000	91-1273246				Safeco Properties, Inc.	..WA.....	..NIA.....	Safeco Corporation	Ownership, Board and Management	100.000	Liberty Mutual Holding Company Inc.	...NO.....	
.0111	Liberty Mutual Insurance Company and its Affiliated Insurers	11100	91-1231536				Safeco Surplus Lines Insurance Company	..NH.....	..IA.....	Safeco Insurance Company of America	Ownership, Board and Management	100.000	Liberty Mutual Holding Company Inc.	...NO.....	
.0111	Liberty Mutual Insurance Company and its Affiliated Insurers	10837	33-0763208				San Diego Insurance Company	..CA.....	..IA.....	Liberty Mutual Insurance Company	Ownership, Board and Management	100.000	Liberty Mutual Holding Company Inc.	...NO.....	
		00000					Santa Marta Floresta Brasil Ltda.	..BRA.....	..NIA.....	TECA Santa Marta Holdings, S.L.	Ownership.....	99.900	Liberty Mutual Holding Company Inc.	...NO.....	
		00000					Santa Marta Floresta Brasil Ltda.	..BRA.....	..NIA.....	TECA SM LLC	Ownership.....	0.010	Liberty Mutual Holding Company Inc.	...NO.....	
		00000					Santa Rita Arbol Holdings S.L.	..ESP.....	..NIA.....	LMAT Natural Resources International S.L.	Ownership.....	100.000	Liberty Mutual Holding Company Inc.	...NO.....	

STATEMENT AS OF MARCH 31, 2024 OF THE STATE AUTO INSURANCE COMPANY OF OHIO

SCHEDULE Y  
PART 1A - DETAIL OF INSURANCE HOLDING COMPANY SYSTEM

1	2	3	4	5	6	7	8	9	10	11	12	13	14	15	16
Group Code	Group Name	NAIC Company Code	ID Number	Federal RSSD	CIK	Name of Securities Exchange if Publicly Traded (U.S. or International)	Names of Parent, Subsidiaries Or Affiliates	Domi-ciliary Location	Relation-ship to Reporting Entity	Directly Controlled by (Name of Entity/Person)	Type of Control (Ownership, Board, Management, Attorney-in-Fact, Influence, Other)	If Control is Owner-ship Provide Percen-tage	Ultimate Controlling Entity(ies)/Person(s)	Is an SCA Filing Re-quired? (Yes/No)	*
		00000					Santa Rita Madeira e Floresta Ltda. ....	..BRA.....	..NIA.....	Santa Rita Arbol Holdings, S.L. ....	Ownership.....	99.900	Liberty Mutual Holding Company Inc. ....	...NO.....	
		00000					Santa Rita Madeira e Floresta Ltda. ....	..BRA.....	..NIA.....	TECA SR LLC ....	Ownership.....	0.010	Liberty Mutual Holding Company Inc. ....	...NO.....	
		00000	82-4345429				Shandon Valley Vineyards LLC ....	..DE.....	..NIA.....	PAGUS Holdings LLC ....	Ownership, Board and Management .....	100.000	Liberty Mutual Holding Company Inc. ....	...NO.....	
		00000					Solaria Labs Singapore Pte. Ltd ....	..SGP.....	..NIA.....	Liberty UK and Europe Holdings Limited ....	Ownership, Board and Management .....	100.000	Liberty Mutual Holding Company Inc. ....	...NO.....	
		00000	81-2854330				Solaria Labs, LLC ....	..DE.....	..NIA.....	Liberty Mutual Insurance Company .....	Ownership, Board and Management .....	100.000	Liberty Mutual Holding Company Inc. ....	...NO.....	
		00000	84-1695835				St. James/Arlington LLC ....	..MA.....	..NIA.....	Employers Insurance Company of Wausau ....	Ownership, Board and Management .....	100.000	Liberty Mutual Holding Company Inc. ....	...YES.....	
		00000	01-0854295				St. James/Arlington Management LLC ....	..MA.....	..NIA.....	Liberty Mutual Insurance Company .....	Ownership, Board and Management .....	100.000	Liberty Mutual Holding Company Inc. ....	...NO.....	
		00000					St. James/Arlington Real Estate Limited								
		00000	84-1695837				Partnership .....	..MA.....	..NIA.....	St. James/Arlington LLC ....	Ownership, Board and Management .....	3.000	Liberty Mutual Holding Company Inc. ....	...NO.....	
		00000	84-1695837				St. James/Arlington Real Estate Limited								
		00000					Partnership .....	..MA.....	..NIA.....	Liberty Mutual Insurance Company .....	Ownership, Board and Management .....	92.000	Liberty Mutual Holding Company Inc. ....	...NO.....	
		00000	84-1695837				St. James/Arlington Real Estate Limited								
		00000	31-1324304				Partnership .....	..MA.....	..NIA.....	Liberty Mutual Fire Insurance Company ....	Ownership, Board and Management .....	5.000	Liberty Mutual Holding Company Inc. ....	...NO.....	
		00000					State Auto Financial Corporation .....	..OH.....	..NIA.....	State Automobile Mutual Insurance Company	Ownership, Board and Management .....	100.000	Liberty Mutual Holding Company Inc. ....	...NO.....	
		00000					State Auto Foundation .....	..OH.....	..NIA.....	Liberty Mutual Insurance Company .....	Board, Management .....	0.000	Liberty Mutual Holding Company Inc. ....	...NO.....	
		00000	20-8756040				State Auto Holdings, Inc. ....	..OH.....	..NIA.....	State Automobile Mutual Insurance Company	Ownership, Board and Management .....	100.000	Liberty Mutual Holding Company Inc. ....	...NO.....	
.0111	Liberty Mutual Insurance Company and its Affiliated Insurers .....	11017	31-1651026				State Auto Insurance Company of Ohio .....	..OH.....	..IA.....	State Auto Financial Corporation .....	Ownership, Board and Management .....	100.000	Liberty Mutual Holding Company Inc. ....	...NO.....	
.0111	Liberty Mutual Insurance Company and its Affiliated Insurers .....	31755	39-1211058				State Auto Insurance Company of Wisconsin .....	..WI.....	..IA.....	State Automobile Mutual Insurance Company	Ownership, Board and Management .....	100.000	Liberty Mutual Holding Company Inc. ....	...NO.....	
		00000	82-2704976				State Auto Labs Corp. ....	..OH.....	..NIA.....	State Automobile Mutual Insurance Company	Ownership, Board and Management .....	100.000	Liberty Mutual Holding Company Inc. ....	...NO.....	
.0111	Liberty Mutual Insurance Company and its Affiliated Insurers .....	25127	57-6010814				State Auto Property & Casualty Insurance Company .....	..IA.....	..IA.....	State Auto Financial Corporation .....	Ownership, Board and Management .....	100.000	Liberty Mutual Holding Company Inc. ....	...NO.....	
.0111	Liberty Mutual Insurance Company and its Affiliated Insurers .....	25135	31-4316080				State Automobile Mutual Insurance Company ...	..OH.....	..IA.....	Liberty Mutual Group Inc. ....	Ownership, Board and Management .....	100.000	Liberty Mutual Holding Company Inc. ....	...NO.....	
		00000	31-0676465				Stateco Financial Services, Inc. ....	..OH.....	..NIA.....	State Auto Financial Corporation .....	Ownership, Board and Management .....	100.000	Liberty Mutual Holding Company Inc. ....	...NO.....	
		00000					Summit Asia Investments Holdings Pte. Ltd. ....	..SGP.....	..NIA.....	Liberty International Asia Pacific Holdings LLC	Ownership, Board and Management .....	100.000	Liberty Mutual Holding Company Inc. ....	...NO.....	
		00000	04-3545985				Tara Energy Investments, LLC ....	..DE.....	..NIA.....	Liberty Energy Holdings, LLC ....	Ownership, Board and Management .....	100.000	Liberty Mutual Holding Company Inc. ....	...NO.....	
		00000					TECA Santa Marta Holdings S.L. ....	..ESP.....	..NIA.....	LMAT Natural Resources International S.L.	Ownership.....	100.000	Liberty Mutual Holding Company Inc. ....	...NO.....	
		00000					TECA SM LLC ....	..DE.....	..NIA.....	Teca Santa Marta Holdings S.L. ....	Ownership.....	100.000	Liberty Mutual Holding Company Inc. ....	...NO.....	
		00000					TECA SR LLC ....	..DE.....	..NIA.....	Santa Rita Arbol Holdings S.L. ....	Ownership.....	100.000	Liberty Mutual Holding Company Inc. ....	...NO.....	
.0111	Liberty Mutual Insurance Company and its Affiliated Insurers .....	33588	04-3058503				The First Liberty Insurance Corporation .....	..IL.....	..IA.....	Liberty Mutual Insurance Company .....	Ownership, Board and Management .....	100.000	Liberty Mutual Holding Company Inc. ....	...NO.....	
.0111	Liberty Mutual Insurance Company and its Affiliated Insurers .....	23515	31-0978280				The Midwestern Indemnity Company .....	..NH.....	..IA.....	Peerless Insurance Company .....	Ownership, Board and Management .....	100.000	Liberty Mutual Holding Company Inc. ....	...NO.....	
		00000	35-1283740				The National Corporation .....	..IN.....	..NIA.....	Liberty-USA Corporation .....	Ownership, Board and Management .....	100.000	Liberty Mutual Holding Company Inc. ....	...NO.....	
.0111	Liberty Mutual Insurance Company and its Affiliated Insurers .....	24171	02-0342937				The Netherlands Insurance Company .....	..NH.....	..IA.....	Peerless Insurance Company .....	Ownership, Board and Management .....	100.000	Liberty Mutual Holding Company Inc. ....	...NO.....	
.0111	Liberty Mutual Insurance Company and its Affiliated Insurers .....	24074	31-0396250				The Ohio Casualty Insurance Company .....	..NH.....	..IA.....	Ohio Casualty Corporation .....	Ownership, Board and Management .....	100.000	Liberty Mutual Holding Company Inc. ....	...NO.....	
		00000					Tun Kaoklai Co., Ltd. ....	..THA.....	..NIA.....	Kritaya Tun Company Limited .....	Ownership, Board and Management .....	99.990	Liberty Mutual Holding Company Inc. ....	...NO.....	
		00000					Tun Kaoklai Co., Ltd. ....	..THA.....	..NIA.....	Liberty International Asia Pacific Holdings LLC	Ownership, Board and Management .....	0.010	Liberty Mutual Holding Company Inc. ....	...NO.....	
		00000					Vitoria Floresta Brasil Ltda. ....	..BRA.....	..NIA.....	LMAT Natural Resources International S.L.	Ownership.....	99.990	Liberty Mutual Holding Company Inc. ....	...NO.....	
		00000					Vitoria Floresta Brasil Ltda. ....	..BRA.....	..NIA.....	LMAT Arbol Holdings LLC ....	Ownership.....	0.010	Liberty Mutual Holding Company Inc. ....	...NO.....	
.0111	Liberty Mutual Insurance Company and its Affiliated Insurers .....	26069	36-3522250				Wausau Business Insurance Company .....	..WI.....	..IA.....	Liberty Mutual Insurance Company .....	Ownership, Board and Management .....	100.000	Liberty Mutual Holding Company Inc. ....	...NO.....	
.0111	Liberty Mutual Insurance Company and its Affiliated Insurers .....	26425	36-2753986				Wausau General Insurance Company .....	..WI.....	..IA.....	Liberty Mutual Insurance Company .....	Ownership, Board and Management .....	100.000	Liberty Mutual Holding Company Inc. ....	...NO.....	
		00000					Wausau Insurance Company (U.K.) Limited .....	..IA.....	..IA.....	Liberty International Netherlands V.O.F. ..	Ownership, Board and Management .....	100.000	Liberty Mutual Holding Company Inc. ....	...NO.....	



SCHEDULE Y

PART 1A - DETAIL OF INSURANCE HOLDING COMPANY SYSTEM

1	2	3	4	5	6	7	8	9	10	11	12	13	14	15	16
Group Code	Group Name	NAIC Company Code	ID Number	Federal RSSD	CIK	Name of Securities Exchange if Publicly Traded (U.S. or International)	Names of Parent, Subsidiaries Or Affiliates	Domi-ciliary Loca-tion	Rela-tion-ship to Reporting Entity	Directly Controlled by (Name of Entity/Person)	Type of Control (Ownership, Board, Management, Attorney-in-Fact, Influence, Other)	If Control is Owner-ship Provide Percen-tage	Ultimate Controlling Entity(ies)/Person(s)	Is an SCA Filing Re-quired? (Yes/No)	*
. 0111 ...	Liberty Mutual Insurance Company and its Affiliated Insurers .....	..... 26042 ....	39-1341459 ..	.....	.....	.....	Wausau Underwriters Insurance Company .....	.. WI.....	..... IA.....	Liberty Mutual Insurance Company .....	Ownership, Board and Management .....	100.000 ...	Liberty Mutual Holding Company Inc. ...	.... NO.....	.....
. 0111 ...	Liberty Mutual Insurance Company and its Affiliated Insurers .....	..... 44393 ....	31-0624491 ..	.....	.....	.....	West American Insurance Company .....	.. IN.....	..... IA.....	The Ohio Casualty Insurance Company .....	Ownership, Board and Management .....	100.000 ...	Liberty Mutual Holding Company Inc. ...	.... NO.....	.....
.....	.....	..... 00000 ....	45-2396108 ..	.....	.....	.....	Wildcat Field Services, LLC .....	.. TX.....	..... NIA.....	Wildcat Midstream Holdings II LLC .....	Ownership.....	100.000 ...	Liberty Mutual Holding Company Inc. ...	.... NO.....	.....
.....	.....	..... 00000 ....	46-1637784 ..	.....	.....	.....	Wildcat Midstream Holdings II LLC .....	.. TX.....	..... NIA.....	Kellen Holdings, LLC .....	Ownership.....	95.000 ...	Liberty Mutual Holding Company Inc. ...	.... NO.....	.....
.....	.....	..... 00000 ....	35-2604562 ..	.....	.....	.....	Workgrid Software, Inc. ....	.. DE.....	..... NIA.....	Liberty Mutual Technology Group, Inc. ....	Ownership, Board and Management .....	100.000 ...	Liberty Mutual Holding Company Inc. ...	.... NO.....	.....

Asterisk	Explanation
.....	.....

NONE

PART 1 - LOSS EXPERIENCE

Line of Business		Current Year to Date			4 Prior Year to Date Direct Loss Percentage
		1 Direct Premiums Earned	2 Direct Losses Incurred	3 Direct Loss Percentage	
1.	Fire .....	64,192	6,451	10.0	45.1
2.1	Allied Lines .....	86,266	(29,241)	(33.9)	188.1
2.2	Multiple peril crop .....	0	0	0.0	0.0
2.3	Federal flood .....	0	0	0.0	0.0
2.4	Private crop .....	0	0	0.0	0.0
2.5	Private flood .....	0	0	0.0	0.0
3.	Farmowners multiple peril .....	0	0	0.0	0.0
4.	Homeowners multiple peril .....	1,299,083	506,557	39.0	130.3
5.1	Commercial multiple peril (non-liability portion) .....	0	0	0.0	0.0
5.2	Commercial multiple peril (liability portion) .....	0	0	0.0	0.0
6.	Mortgage guaranty .....	0	0	0.0	0.0
8.	Ocean marine .....	0	0	0.0	0.0
9.1	Inland marine .....	41,630	4,184	10.1	0.0
9.2	Pet insurance .....	0	0	0.0	0.0
10.	Financial guaranty .....	0	0	0.0	0.0
11.1	Medical professional liability - occurrence .....	0	0	0.0	0.0
11.2	Medical professional liability - claims-made .....	0	0	0.0	0.0
12.	Earthquake .....	15,348	0	0.0	0.0
13.1	Comprehensive (hospital and medical) individual .....	0	0	0.0	0.0
13.2	Comprehensive (hospital and medical) group .....	0	0	0.0	0.0
14.	Credit accident and health .....	0	0	0.0	0.0
15.1	Vision only .....	0	0	0.0	0.0
15.2	Dental only .....	0	0	0.0	0.0
15.3	Disability income .....	0	0	0.0	0.0
15.4	Medicare supplement .....	0	0	0.0	0.0
15.5	Medicaid Title XIX .....	0	0	0.0	0.0
15.6	Medicare Title XVIII .....	0	0	0.0	0.0
15.7	Long-term care .....	0	0	0.0	0.0
15.8	Federal employees health benefits plan .....	0	0	0.0	0.0
15.9	Other health .....	0	0	0.0	0.0
16.	Workers' compensation .....	0	0	0.0	0.0
17.1	Other liability - occurrence .....	58,343	40,543	69.5	36.3
17.2	Other liability - claims-made .....	0	0	0.0	0.0
17.3	Excess workers' compensation .....	0	0	0.0	0.0
18.1	Products liability - occurrence .....	0	0	0.0	0.0
18.2	Products liability - claims-made .....	0	0	0.0	0.0
19.1	Private passenger auto no-fault (personal injury protection) .....	0	0	0.0	0.0
19.2	Other private passenger auto liability .....	700,192	588,161	84.0	70.8
19.3	Commercial auto no-fault (personal injury protection) .....	0	0	0.0	0.0
19.4	Other commercial auto liability .....	0	0	0.0	0.0
21.1	Private passenger auto physical damage .....	630,969	359,252	56.9	55.4
21.2	Commercial auto physical damage .....	0	0	0.0	0.0
22.	Aircraft (all perils) .....	0	0	0.0	0.0
23.	Fidelity .....	0	0	0.0	0.0
24.	Surety .....	0	0	0.0	0.0
26.	Burglary and theft .....	0	0	0.0	0.0
27.	Boiler and machinery .....	0	0	0.0	0.0
28.	Credit .....	0	0	0.0	0.0
29.	International .....	0	0	0.0	0.0
30.	Warranty .....	0	0	0.0	0.0
31.	Reinsurance - Nonproportional Assumed Property .....	XXX	XXX	XXX	XXX
32.	Reinsurance - Nonproportional Assumed Liability .....	XXX	XXX	XXX	XXX
33.	Reinsurance - Nonproportional Assumed Financial Lines .....	XXX	XXX	XXX	XXX
34.	Aggregate write-ins for other lines of business .....	0	0	0.0	0.0
35.	Totals	2,896,022	1,475,907	51.0	92.6
DETAILS OF WRITE-INS					
3401.	.....				
3402.	.....				
3403.	.....				
3498.	Summary of remaining write-ins for Line 34 from overflow page .....	0	0	0.0	0.0
3499.	Totals (Lines 3401 through 3403 plus 3498)(Line 34 above)	0	0	0.0	0.0

STATEMENT AS OF MARCH 31, 2024 OF THE STATE AUTO INSURANCE COMPANY OF OHIO

PART 2 - DIRECT PREMIUMS WRITTEN

Line of Business		1 Current Quarter	2 Current Year to Date	3 Prior Year Year to Date
1.	Fire .....	(5,528)	(5,528)	86,399
2.1	Allied Lines .....	(6,707)	(6,707)	120,588
2.2	Multiple peril crop .....	0	0	0
2.3	Federal flood .....	0	0	0
2.4	Private crop .....	0	0	0
2.5	Private flood .....	0	0	0
3.	Farmowners multiple peril .....	0	0	0
4.	Homeowners multiple peril .....	(70,519)	(70,519)	1,448,670
5.1	Commercial multiple peril (non-liability portion) .....	0	0	0
5.2	Commercial multiple peril (liability portion) .....	0	0	0
6.	Mortgage guaranty .....	0	0	0
8.	Ocean marine .....	0	0	0
9.1	Inland marine .....	(2,574)	(2,574)	45,748
9.2	Pet insurance .....	0	0	0
10.	Financial guaranty .....	0	0	0
11.1	Medical professional liability - occurrence .....	0	0	0
11.2	Medical professional liability - claims-made .....	0	0	0
12.	Earthquake .....	(654)	(654)	14,151
13.1	Comprehensive (hospital and medical) individual .....	0	0	0
13.2	Comprehensive (hospital and medical) group .....	0	0	0
14.	Credit accident and health .....	0	0	0
15.1	Vision only .....	0	0	0
15.2	Dental only .....	0	0	0
15.3	Disability income .....	0	0	0
15.4	Medicare supplement .....	0	0	0
15.5	Medicaid Title XIX .....	0	0	0
15.6	Medicare Title XVIII .....	0	0	0
15.7	Long-term care .....	0	0	0
15.8	Federal employees health benefits plan .....	0	0	0
15.9	Other health .....	0	0	0
16.	Workers' compensation .....	0	0	0
17.1	Other liability - occurrence .....	(4,462)	(4,462)	75,338
17.2	Other liability - claims-made .....	0	0	0
17.3	Excess workers' compensation .....	0	0	0
18.1	Products liability - occurrence .....	0	0	0
18.2	Products liability - claims-made .....	0	0	0
19.1	Private passenger auto no-fault (personal injury protection) .....	0	0	0
19.2	Other private passenger auto liability .....	(29,823)	(29,823)	1,063,925
19.3	Commercial auto no-fault (personal injury protection) .....	0	0	0
19.4	Other commercial auto liability .....	0	0	0
21.1	Private passenger auto physical damage .....	(14,256)	(14,256)	895,609
21.2	Commercial auto physical damage .....	0	0	0
22.	Aircraft (all perils) .....	0	0	0
23.	Fidelity .....	0	0	0
24.	Surety .....	0	0	0
26.	Burglary and theft .....	0	0	0
27.	Boiler and machinery .....	0	0	0
28.	Credit .....	0	0	0
29.	International .....	0	0	0
30.	Warranty .....	0	0	0
31.	Reinsurance - Nonproportional Assumed Property .....	XXX	XXX	XXX
32.	Reinsurance - Nonproportional Assumed Liability .....	XXX	XXX	XXX
33.	Reinsurance - Nonproportional Assumed Financial Lines .....	XXX	XXX	XXX
34.	Aggregate write-ins for other lines of business .....	0	0	0
35.	Totals	(134,523)	(134,523)	3,750,428
DETAILS OF WRITE-INS				
3401.	.....			
3402.	.....			
3403.	.....			
3498.	Summary of remaining write-ins for Line 34 from overflow page .....	0	0	0
3499.	Totals (Lines 3401 through 3403 plus 3498)(Line 34 above)	0	0	0

STATEMENT AS OF MARCH 31, 2024 OF THE STATE AUTO INSURANCE COMPANY OF OHIO

PART 3 (\$000 OMITTED)

LOSS AND LOSS ADJUSTMENT EXPENSE RESERVES SCHEDULE

	1	2	3	4	5	6	7	8	9	10	11	12	13
Years in Which Losses Occurred	Prior Year-End Known Case Loss and LAE Reserves	Prior Year-End IBNR Loss and LAE Reserves	Total Prior Year-End Loss and LAE Reserves (Cols. 1+2)	2024 Loss and LAE Payments on Claims Reported as of Prior Year-End	2024 Loss and LAE Payments on Claims Unreported as of Prior Year-End	Total 2024 Loss and LAE Payments (Cols. 4+5)	Q.S. Date Known Case Loss and LAE Reserves on Claims Reported and Open as of Prior Year End	Q.S. Date Known Case Loss and LAE Reserves on Claims Reported or Reopened Subsequent to Prior Year End	Q.S. Date IBNR Loss and LAE Reserves	Total Q.S. Loss and LAE Reserves (Cols.7+8+9)	Prior Year-End Known Case Loss and LAE Reserves Developed (Savings)/ Deficiency (Cols.4+7 minus Col. 1)	Prior Year-End IBNR Loss and LAE Reserves Developed (Savings)/ Deficiency (Cols. 5+8+9 minus Col. 2)	Prior Year-End Total Loss and LAE Reserve Developed (Savings)/ Deficiency (Cols. 11+12)
1. 2021 + Prior .....	0	0	0	0	0	0	0	0	0	0	0	0	0
2. 2022 .....	0	0	0	0	0	0	0	0	0	0	0	0	0
3. Subtotals 2022 + Prior .....	0	0	0	0	0	0	0	0	0	0	0	0	0
4. 2023 .....	0	0	0	0	0	0	0	0	0	0	0	0	0
5. Subtotals 2023 + Prior .....	0	0	0	0	0	0	0	0	0	0	0	0	0
6. 2024 .....	XXX	XXX	XXX	XXX	0	0	XXX	0	0	0	XXX	XXX	XXX
7. Totals .....	0	0	0	0	0	0	0	0	0	0	0	0	0
8. Prior Year-End Surplus As Regards Policyholders	7,488										Col. 11, Line 7 As % of Col. 1 Line 7	Col. 12, Line 7 As % of Col. 2 Line 7	Col. 13, Line 7 As % of Col. 3 Line 7
											1. 0.0	2. 0.0	3. 0.0
											Col. 13, Line 7 As a % of Col. 1 Line 8		
		4. 0.0											

STATEMENT AS OF MARCH 31, 2024 OF THE STATE AUTO INSURANCE COMPANY OF OHIO

SUPPLEMENTAL EXHIBITS AND SCHEDULES INTERROGATORIES

The following supplemental reports are required to be filed as part of your statement filing. However, in the event that your company does not transact the type of business for which the special report must be filed, your response of NO to the specific interrogatory will be accepted in lieu of filing a "NONE" report and a bar code will be printed below. If the supplement is required of your company but is not being filed for whatever reason enter SEE EXPLANATION and provide an explanation following the interrogatory questions.

	Response
1. Will the Trusteed Surplus Statement be filed with the state of domicile and the NAIC with this statement? .....	NO
2. Will Supplement A to Schedule T (Medical Professional Liability Supplement) be filed with this statement? .....	NO
3. Will the Medicare Part D Coverage Supplement be filed with the state of domicile and the NAIC with this statement? .....	NO
4. Will the Director and Officer Insurance Coverage Supplement be filed with the state of domicile and the NAIC with this statement? .....	NO
AUGUST FILING	
5. Will the regulator-only (non-public) Communication of Internal Control Related Matters Noted in Audit be filed with the state of domicile and electronically with the NAIC (as a regulator-only non-public document) by August 1? The response for 1st and 3rd quarters should be N/A. A NO response resulting with a bar code is only appropriate in the 2nd quarter. ....	N/A

Explanations:

1.
2.
3.
4.

Bar Codes:

1. Trusteed Surplus Statement [Document Identifier 490]
2. Supplement A to Schedule T [Document Identifier 455]
3. Medicare Part D Coverage Supplement [Document Identifier 365]
4. Director and Officer Supplement [Document Identifier 505]



**NONE**

SCHEDULE A - VERIFICATION

Real Estate

	1	2
	Year to Date	Prior Year Ended December 31
1. Book/adjusted carrying value, December 31 of prior year .....		
2. Cost of acquired:		
2.1 Actual cost at time of acquisition .....		
2.2 Additional investment made after acquisition .....		
3. Current year change in encumbrances .....		
4. Total gain (loss) on disposals .....		
5. Deduct amounts received on disposals .....		
6. Total foreign exchange change in book/adjusted carrying value .....		
7. Deduct current year's other than temporary impairment recognized .....		
8. Deduct current year's depreciation .....		
9. Book/adjusted carrying value at the end of current period (Lines 1+2+3+4-5+6-7-8) .....		
10. Deduct total nonadmitted amounts .....		
11. Statement value at end of current period (Line 9 minus Line 10)		

SCHEDULE B - VERIFICATION

Mortgage Loans

	1	2
	Year to Date	Prior Year Ended December 31
1. Book value/recorded investment excluding accrued interest, December 31 of prior year .....		
2. Cost of acquired:		
2.1 Actual cost at time of acquisition .....		
2.2 Additional investment made after acquisition .....		
3. Capitalized deferred interest and other .....		
4. Accrual of discount .....		
5. Unrealized valuation increase/(decrease) .....		
6. Total gain (loss) on disposals .....		
7. Deduct amounts received on disposals .....		
8. Deduct amortization of premium and mortgage interest paid and commitment fees .....		
9. Total foreign exchange change in book value/recorded investment excluding accrued interest .....		
10. Deduct current year's other than temporary impairment recognized .....		
11. Book value/recorded investment excluding accrued interest at end of current period (Lines 1+2+3+4+5+6-7-8+9-10) .....		
12. Total valuation allowance .....		
13. Subtotal (Line 11 plus Line 12) .....		
14. Deduct total nonadmitted amounts .....		
15. Statement value at end of current period (Line 13 minus Line 14)		

SCHEDULE BA - VERIFICATION

Other Long-Term Invested Assets

	1	2
	Year to Date	Prior Year Ended December 31
1. Book/adjusted carrying value, December 31 of prior year .....		
2. Cost of acquired:		
2.1 Actual cost at time of acquisition .....		
2.2 Additional investment made after acquisition .....		
3. Capitalized deferred interest and other .....		
4. Accrual of discount .....		
5. Unrealized valuation increase/(decrease) .....		
6. Total gain (loss) on disposals .....		
7. Deduct amounts received on disposals .....		
8. Deduct amortization of premium and depreciation .....		
9. Total foreign exchange change in book/adjusted carrying value .....		
10. Deduct current year's other than temporary impairment recognized .....		
11. Book/adjusted carrying value at end of current period (Lines 1+2+3+4+5+6-7-8+9-10) .....		
12. Deduct total nonadmitted amounts .....		
13. Statement value at end of current period (Line 11 minus Line 12)		

SCHEDULE D - VERIFICATION

Bonds and Stocks

	1	2
	Year to Date	Prior Year Ended December 31
1. Book/adjusted carrying value of bonds and stocks, December 31 of prior year .....	7,073,165	11,333,397
2. Cost of bonds and stocks acquired .....	799,043	3,362,607
3. Accrual of discount .....	3,822	15,748
4. Unrealized valuation increase/(decrease) .....	0	0
5. Total gain (loss) on disposals .....	0	(160,931)
6. Deduct consideration for bonds and stocks disposed of .....	1,340,000	7,455,930
7. Deduct amortization of premium .....	3,106	21,727
8. Total foreign exchange change in book/adjusted carrying value .....	0	0
9. Deduct current year's other than temporary impairment recognized .....	0	0
10. Total investment income recognized as a result of prepayment penalties and/or acceleration fees .....	0	0
11. Book/adjusted carrying value at end of current period (Lines 1+2+3+4+5-6-7+8-9+10) .....	6,532,923	7,073,165
12. Deduct total nonadmitted amounts .....	0	0
13. Statement value at end of current period (Line 11 minus Line 12)	6,532,923	7,073,165

STATEMENT AS OF MARCH 31, 2024 OF THE STATE AUTO INSURANCE COMPANY OF OHIO

**SCHEDULE D - PART 1B**

Showing the Acquisitions, Dispositions and Non-Trading Activity  
During the Current Quarter for all Bonds and Preferred Stock by NAIC Designation

NAIC Designation	1 Book/Adjusted Carrying Value Beginning of Current Quarter	2 Acquisitions During Current Quarter	3 Dispositions During Current Quarter	4 Non-Trading Activity During Current Quarter	5 Book/Adjusted Carrying Value End of First Quarter	6 Book/Adjusted Carrying Value End of Second Quarter	7 Book/Adjusted Carrying Value End of Third Quarter	8 Book/Adjusted Carrying Value December 31 Prior Year
BONDS								
1. NAIC 1 (a) .....	7,566,945	799,043	1,340,000	3,321	7,029,309	0	0	7,566,945
2. NAIC 2 (a) .....	0	0	0	0	0	0	0	0
3. NAIC 3 (a) .....	0	0	0	0	0	0	0	0
4. NAIC 4 (a) .....	0	0	0	0	0	0	0	0
5. NAIC 5 (a) .....	0	0	0	0	0	0	0	0
6. NAIC 6 (a) .....	0	0	0	0	0	0	0	0
7. Total Bonds	7,566,945	799,043	1,340,000	3,321	7,029,309	0	0	7,566,945
PREFERRED STOCK								
8. NAIC 1 .....	0	0	0	0	0	0	0	0
9. NAIC 2 .....	0	0	0	0	0	0	0	0
10. NAIC 3 .....	0	0	0	0	0	0	0	0
11. NAIC 4 .....	0	0	0	0	0	0	0	0
12. NAIC 5 .....	0	0	0	0	0	0	0	0
13. NAIC 6 .....	0	0	0	0	0	0	0	0
14. Total Preferred Stock .....	0	0	0	0	0	0	0	0
15. Total Bonds and Preferred Stock	7,566,945	799,043	1,340,000	3,321	7,029,309	0	0	7,566,945

(a) Book/Adjusted Carrying Value column for the end of the current reporting period includes the following amount of short-term and cash equivalent bonds by NAIC designation:

NAIC 1 \$ 496,383 ; NAIC 2 \$ 0 ; NAIC 3 \$ 0 NAIC 4 \$ 0 ; NAIC 5 \$ 0 ; NAIC 6 \$ 0



SCHEDULE DA - PART 1

Short-Term Investments

	1	2	3	4	5
	Book/Adjusted Carrying Value	Par Value	Actual Cost	Interest Collected Year-to-Date	Paid for Accrued Interest Year-to-Date
7709999999 Totals	496,383	xxx	493,047	7,500	0

SCHEDULE DA - VERIFICATION

Short-Term Investments

	1	2
	Year To Date	Prior Year Ended December 31
1. Book/adjusted carrying value, December 31 of prior year .....	493,777	7,558,182
2. Cost of short-term investments acquired .....	0	493,047
3. Accrual of discount .....	2,606	192,548
4. Unrealized valuation increase/(decrease) .....	0	0
5. Total gain (loss) on disposals .....	0	0
6. Deduct consideration received on disposals .....	0	7,750,000
7. Deduct amortization of premium .....	0	0
8. Total foreign exchange change in book/adjusted carrying value .....	0	0
9. Deduct current year's other than temporary impairment recognized .....	0	0
10. Book/adjusted carrying value at end of current period (Lines 1+2+3+4+5-6-7+8-9) .....	496,383	493,777
11. Deduct total nonadmitted amounts .....	0	0
12. Statement value at end of current period (Line 10 minus Line 11)	496,383	493,777

Schedule DB - Part A - Verification - Options, Caps, Floors, Collars, Swaps and Forwards

**N O N E**

Schedule DB - Part B - Verification - Futures Contracts

**N O N E**

Schedule DB - Part C - Section 1 - Replication (Synthetic Asset) Transactions (RSATs) Open

**N O N E**

Schedule DB-Part C-Section 2-Reconciliation of Replication (Synthetic Asset) Transactions Open

**N O N E**

Schedule DB - Verification - Book/Adjusted Carrying Value, Fair Value and Potential Exposure of  
Derivatives

**N O N E**

Schedule E - Part 2 - Verification - Cash Equivalents

**N O N E**

Schedule A - Part 2 - Real Estate Acquired and Additions Made

**N O N E**

Schedule A - Part 3 - Real Estate Disposed

**N O N E**

Schedule B - Part 2 - Mortgage Loans Acquired and Additions Made

**N O N E**

Schedule B - Part 3 - Mortgage Loans Disposed, Transferred or Repaid

**N O N E**

Schedule BA - Part 2 - Other Long-Term Invested Assets Acquired and Additions Made

**N O N E**

Schedule BA - Part 3 - Other Long-Term Invested Assets Disposed, Transferred or Repaid

**N O N E**

## STATEMENT AS OF MARCH 31, 2024 OF THE STATE AUTO INSURANCE COMPANY OF OHIO

## SCHEDULE D - PART 3

Show All Long-Term Bonds and Stock Acquired During the Current Quarter

1	2	3	4	5	6	7	8	9	10 NAIC Designation, NAIC Designation Modifier and SVO Administrative Symbol
CUSIP Identification	Description	Foreign	Date Acquired	Name of Vendor	Number of Shares of Stock	Actual Cost	Par Value	Paid for Accrued Interest and Dividends	
831641-FX-8 .....	SBIC 2024-10A .....	.....	.03/13/2024 ....	STIFEL NICOLAUS & CO. ....	.....	300,000	300,000	.....0	1.A FE .....
91282C-KH-3 .....	TREASURY NOTE .....	.....	.03/28/2024 ....	HSBC .....	.....	499,043	500,000	.....61	1.A FE .....
0109999999. Subtotal - Bonds - U.S. Governments						799,043	800,000	61	XXX
2509999997. Total - Bonds - Part 3						799,043	800,000	61	XXX
2509999998. Total - Bonds - Part 5						XXX	XXX	XXX	XXX
2509999999. Total - Bonds						799,043	800,000	61	XXX
4509999997. Total - Preferred Stocks - Part 3						0	XXX	0	XXX
4509999998. Total - Preferred Stocks - Part 5						XXX	XXX	XXX	XXX
4509999999. Total - Preferred Stocks						0	XXX	0	XXX
5989999997. Total - Common Stocks - Part 3						0	XXX	0	XXX
5989999998. Total - Common Stocks - Part 5						XXX	XXX	XXX	XXX
5989999999. Total - Common Stocks						0	XXX	0	XXX
5999999999. Total - Preferred and Common Stocks						0	XXX	0	XXX
.....	.....	.....	.....	.....	.....	.....	.....	.....	.....
.....	.....	.....	.....	.....	.....	.....	.....	.....	.....
.....	.....	.....	.....	.....	.....	.....	.....	.....	.....
.....	.....	.....	.....	.....	.....	.....	.....	.....	.....
.....	.....	.....	.....	.....	.....	.....	.....	.....	.....
.....	.....	.....	.....	.....	.....	.....	.....	.....	.....
.....	.....	.....	.....	.....	.....	.....	.....	.....	.....
.....	.....	.....	.....	.....	.....	.....	.....	.....	.....
.....	.....	.....	.....	.....	.....	.....	.....	.....	.....
6009999999 - Totals						799,043	XXX	61	XXX

STATEMENT AS OF MARCH 31, 2024 OF THE STATE AUTO INSURANCE COMPANY OF OHIO

SCHEDULE D - PART 4

Show All Long-Term Bonds and Stock Sold, Redeemed or Otherwise Disposed of During the Current Quarter

1	2	3	4	5	6	7	8	9	10	Change In Book/Adjusted Carrying Value					16	17	18	19	20	21	22
										11	12	13	14	15							
CUSIP Ident- ification	Description	For- eign	Disposal Date	Name of Purchaser	Number of Shares of Stock	Consid- eration	Par Value	Actual Cost	Prior Year Book/ Adjusted Carrying Value	Unrealized Valuation Increase/ (Decrease)	Current Year's (Amor- tization)/ Accretion	Current Year's Other Than Temporary Impairment Recog- nized	Total Change in Book/ Adjusted Carrying Value (11 + 12 - 13)	Total Foreign Exchange Change in Book /Adjusted Carrying Value	Book/ Adjusted Carrying Value at Disposal Date	Foreign Exchange Gain (Loss) on Disposal	Realized Gain (Loss) on Disposal	Total Gain (Loss) on Disposal	Bond Interest/ Stock Dividends Received During Year	Stated Con- tractual Maturity Date	NAIC Desig- nation, NAIC Desig- nation Modifier and SVO Admini- strative Symbol
..912828-B6-6	TREASURY NOTE .....	.....	02/15/2024	MATURITY .....	.....	1,340,000	1,340,000	1,421,480	1,341,545	0	(1,545)	0	(1,545)	0	1,340,000	0	0	0	18,425	02/15/2024	1.A FE
0109999999. Subtotal - Bonds - U.S. Governments						1,340,000	1,340,000	1,421,480	1,341,545	0	(1,545)	0	(1,545)	0	1,340,000	0	0	0	18,425	XXX	XXX
2509999997. Total - Bonds - Part 4						1,340,000	1,340,000	1,421,480	1,341,545	0	(1,545)	0	(1,545)	0	1,340,000	0	0	0	18,425	XXX	XXX
2509999998. Total - Bonds - Part 5						XXX	XXX	XXX	XXX	XXX	XXX	XXX	XXX	XXX	XXX	XXX	XXX	XXX	XXX	XXX	XXX
2509999999. Total - Bonds						1,340,000	1,340,000	1,421,480	1,341,545	0	(1,545)	0	(1,545)	0	1,340,000	0	0	0	18,425	XXX	XXX
4509999997. Total - Preferred Stocks - Part 4						0	XXX	0	0	0	0	0	0	0	0	0	0	0	0	XXX	XXX
4509999998. Total - Preferred Stocks - Part 5						XXX	XXX	XXX	XXX	XXX	XXX	XXX	XXX	XXX	XXX	XXX	XXX	XXX	XXX	XXX	XXX
4509999999. Total - Preferred Stocks						0	XXX	0	0	0	0	0	0	0	0	0	0	0	0	XXX	XXX
5989999997. Total - Common Stocks - Part 4						0	XXX	0	0	0	0	0	0	0	0	0	0	0	0	XXX	XXX
5989999998. Total - Common Stocks - Part 5						XXX	XXX	XXX	XXX	XXX	XXX	XXX	XXX	XXX	XXX	XXX	XXX	XXX	XXX	XXX	XXX
5989999999. Total - Common Stocks						0	XXX	0	0	0	0	0	0	0	0	0	0	0	0	XXX	XXX
5999999999. Total - Preferred and Common Stocks						0	XXX	0	0	0	0	0	0	0	0	0	0	0	0	XXX	XXX
.....	.....	.....	.....	.....	.....	.....	.....	.....	.....	.....	.....	.....	.....	.....	.....	.....	.....	.....	.....	.....	.....
.....	.....	.....	.....	.....	.....	.....	.....	.....	.....	.....	.....	.....	.....	.....	.....	.....	.....	.....	.....	.....	.....
.....	.....	.....	.....	.....	.....	.....	.....	.....	.....	.....	.....	.....	.....	.....	.....	.....	.....	.....	.....	.....	.....
.....	.....	.....	.....	.....	.....	.....	.....	.....	.....	.....	.....	.....	.....	.....	.....	.....	.....	.....	.....	.....	.....
.....	.....	.....	.....	.....	.....	.....	.....	.....	.....	.....	.....	.....	.....	.....	.....	.....	.....	.....	.....	.....	.....
.....	.....	.....	.....	.....	.....	.....	.....	.....	.....	.....	.....	.....	.....	.....	.....	.....	.....	.....	.....	.....	.....
.....	.....	.....	.....	.....	.....	.....	.....	.....	.....	.....	.....	.....	.....	.....	.....	.....	.....	.....	.....	.....	.....
.....	.....	.....	.....	.....	.....	.....	.....	.....	.....	.....	.....	.....	.....	.....	.....	.....	.....	.....	.....	.....	.....
.....	.....	.....	.....	.....	.....	.....	.....	.....	.....	.....	.....	.....	.....	.....	.....	.....	.....	.....	.....	.....	.....
6009999999	- Totals					1,340,000	XXX	1,421,480	1,341,545	0	(1,545)	0	(1,545)	0	1,340,000	0	0	0	18,425	XXX	XXX

Schedule DB - Part A - Section 1 - Options, Caps, Floors, Collars, Swaps and Forwards Open  
**N O N E**

Schedule DB - Part B - Section 1 - Futures Contracts Open  
**N O N E**

Schedule DB - Part B - Section 1B - Brokers with whom cash deposits have been made  
**N O N E**

Schedule DB - Part D - Section 1 - Counterparty Exposure for Derivative Instruments Open  
**N O N E**

Schedule DB - Part D-Section 2 - Collateral for Derivative Instruments Open - Pledged By  
**N O N E**

Schedule DB - Part D-Section 2 - Collateral for Derivative Instruments Open - Pledged To  
**N O N E**

Schedule DB - Part E - Derivatives Hedging Variable Annuity Guarantees  
**N O N E**

Schedule DL - Part 1 - Reinvested Collateral Assets Owned  
**N O N E**

Schedule DL - Part 2 - Reinvested Collateral Assets Owned  
**N O N E**

## SCHEDULE E - PART 1 - CASH

[illegible]

Schedule E - Part 2 - Cash Equivalents - Investments Owned End of Current Quarter

**N O N E**