



PROPERTY AND CASUALTY COMPANIES - ASSOCIATION EDITION

ANNUAL STATEMENT

FOR THE YEAR ENDED DECEMBER 31, 2024
OF THE CONDITION AND AFFAIRS OF THE

PROGRESSIVE CHOICE INSURANCE COMPANY

NAIC Group Code

0155

0155

NAIC Company Code

44288

Employer's ID Number

62-1444848

(Current)

(Prior)

Organized under the Laws of

OH

State of Domicile or Port of Entry

OH

Country of Domicile

United States of America

Incorporated/Organized

09/17/1990

Commenced Business

11/30/1990

Statutory Home Office

300 N. COMMONS BLVD., W94

MAYFIELD VILLAGE, OH, US 44143-1589

(Street and Number)

(City or Town, State, Country and Zip Code)

Main Administrative Office

300 N. COMMONS BLVD., W94

MAYFIELD VILLAGE, OH, US 44143-1589

(Street and Number)

(City or Town, State, Country and Zip Code)

440-461-5000

(Area Code) (Telephone Number)

Mail Address

P.O. BOX 89490

CLEVELAND, OH, US 44101-6490

(Street and Number or P.O. Box)

(City or Town, State, Country and Zip Code)

Primary Location of Books and Records

300 N. COMMONS BLVD., W94

MAYFIELD VILLAGE, OH, US 44143-1589

(Street and Number)

(City or Town, State, Country and Zip Code)

440-395-4460

(Area Code) (Telephone Number)

Internet Website Address

WWW.PROGRESSIVE.COM

Statutory Statement Contact

MICHELLE CRISTEN CAVELL

440-395-4460

(Name)

(Area Code) (Telephone Number)

FINANCIAL_REPORTING@PROGRESSIVE.COM

(E-mail Address)

(FAX Number)

OFFICERS

PRESIDENT

BRIAN JACOB GURA

TREASURER

DANIEL JOSEPH WITALEC

SECRETARY

MICHAEL ROBERT UTH

OTHER

MICHAEL VINCENT ESPOSITO, (VICE PRESIDENT)

CARL GORDON JOYCE, (VICE PRESIDENT)

GREGORY FRANK MISCHLICH, (ASST. SECRETARY)

SANDRA LEE RIHVALSKY, (ASST. TREASURER)

DIRECTORS OR TRUSTEES

MICHAEL VINCENT ESPOSITO

BRIAN JACOB GURA

MEGHAN LOUISE MCARDLE FRIESEN

DANIEL JOSEPH WITALEC

FREDERICK LEE STADELBAUER JR.

State of

OHIO

County of

CUYAHOGA

SS

The officers of this reporting entity being duly sworn, each depose and say that they are the described officers of said reporting entity, and that on the reporting period stated above, all of the herein described assets were the absolute property of the said reporting entity, free and clear from any liens or claims thereon, except as herein stated, and that this statement, together with related exhibits, schedules and explanations therein contained, annexed or referred to, is a full and true statement of all the assets and liabilities and of the condition and affairs of the said reporting entity as of the reporting period stated above, and of its income and deductions therefrom for the period ended, and have been completed in accordance with the NAIC Annual Statement Instructions and Accounting Practices and Procedures manual except to the extent that: (1) state law may differ; or, (2) that state rules or regulations require differences in reporting not related to accounting practices and procedures, according to the best of their information, knowledge and belief, respectively. Furthermore, the scope of this attestation by the described officers also includes the related corresponding electronic filing with the NAIC, when required, that is an exact copy (except for formatting differences due to electronic filing) of the enclosed statement. The electronic filing may be requested by various regulators in lieu of or in addition to the enclosed statement.

BRIAN JACOB GURA

GREGORY FRANK MISCHLICH

SANDRA LEE RIHVALSKY

PRESIDENT

ASSISTANT SECRETARY

ASSISTANT TREASURER

Subscribed and sworn to before me this

10TH

day of

FEBRUARY, 2025

- a. Is this an original filing?

Yes [X] No []

b. If no,

1. State the amendment number.....

2. Date filed

3. Number of pages attached.....

DIANA M PISTONE

Notary Public, State of Ohio

My Comm. Exp. Jan. 16, 2026

Recorded in Cuyahoga County



ANNUAL STATEMENT FOR THE YEAR 2024 OF THE PROGRESSIVE CHOICE INSURANCE COMPANY

EXHIBIT OF PREMIUMS AND LOSSES (Statutory Page 14)

NAIC Group Code 0155 BUSINESS IN THE STATE OF District of Columbia DURING THE YEAR 2024 NAIC Company Code 44288

Line of Business	Gross Premiums, Including Policy and Membership Fees, Less Return Premiums and Premiums on Policies not Taken		3	4	5	6	7	8	9	10	11	12
	1	2										
	Direct Premiums Written	Direct Premiums Earned	Dividends Paid or Credited to Policyholders on Direct Business	Direct Unearned Premium Reserves	Direct Losses Paid (deducting salvage)	Direct Losses Incurred	Direct Losses Unpaid	Direct Defense and Cost Containment Expense Paid	Direct Defense and Cost Containment Expense Incurred	Direct Defense and Cost Containment Expense Unpaid	Commissions and Brokerage Expenses	Taxes, Licenses and Fees
1. Fire												
2.1 Allied Lines												
2.2 Multiple Peril Crop												
2.3 Federal Flood												
2.4. Private Crop												
2.5 Private Flood												
3. Farmowners Multiple Peril												
4. Homeowners Multiple Peril												
5.1 Commercial Multiple Peril (Non-Liability Portion)												
5.2 Commercial Multiple Peril (Liability Portion)												
6. Mortgage Guaranty												
8. Ocean Marine												
9.1 Inland Marine												
9.2 Pet Insurance Plans												
10. Financial Guaranty												
11.1 Medical Professional Liability - Occurrence												
11.2 Medical Professional Liability - Claims-Made												
12. Earthquake												
13.1 Comprehensive (hospital and medical) ind (b)												
13.2 Comprehensive (hospital and medical) group (b)												
14. Credit A&H (Group and Individual)												
15.1 Vision Only (b).....												
15.2 Dental Only (b)												
15.3 Disability Income (b)												
15.4 Medicare Supplement (b)												
15.5 Medicaid Title XIX (b)												
15.6 Medicare Title XVIII (b).....												
15.7 Long-Term Care (b)												
15.8 Federal Employees Health Benefits Plan (b)												
15.9 Other Health (b)												
16. Workers' Compensation												
17.1 Other Liability - Occurrence												
17.2 Other Liability - Claims-Made												
17.3 Excess Workers' Compensation												
18.1 Products Liability - Occurrence												
18.2 Products Liability - Claims-Made												
19.1 Private Passenger Auto No-Fault (Personal Injury Protection)												
19.2 Other Private Passenger Auto Liability												1,595
19.3 Commercial Auto No-Fault (Personal Injury Protection)												
19.4 Other Commercial Auto Liability												
21.1 Private Passenger Auto Physical Damage												
21.2 Commercial Auto Physical Damage												
22. Aircraft (all perils)												
23. Fidelity												
24. Surety												
26. Burglary and Theft												
27. Boiler and Machinery												
28. Credit												
29. International												
30. Warranty												
31. Reins nonproportional assumed property	XXX	XXX	XXX	XXX	XXX	XXX	XXX	XXX	XXX	XXX	XXX	XXX
32. Reins nonproportional assumed liability	XXX	XXX	XXX	XXX	XXX	XXX	XXX	XXX	XXX	XXX	XXX	XXX
33. Reins nonproportional assumed financial lines	XXX	XXX	XXX	XXX	XXX	XXX	XXX	XXX	XXX	XXX	XXX	XXX
34. Aggregate Write-Ins for Other Lines of Business												
35. Total (a)												1,595
DETAILS OF WRITE-INS												
3401.												
3402.												
3403.												
3498. Summary of remaining write-ins for Line 34 from overflow page												
3499. Totals (Lines 3401 through 3403 plus 3498)(Line 34 above)												

(a) Finance and service charges not included in Lines 1 to 35 \$ and number of persons insured under indemnity only products

(b) For health business on indicated lines report: Number of persons insured under PPO managed care products and number of persons insured under indemnity only products



ANNUAL STATEMENT FOR THE YEAR 2024 OF THE PROGRESSIVE CHOICE INSURANCE COMPANY

EXHIBIT OF PREMIUMS AND LOSSES (Statutory Page 14)

NAIC Group Code 0155 BUSINESS IN THE STATE OF Georgia DURING THE YEAR 2024 NAIC Company Code 44288

Line of Business	Gross Premiums, Including Policy and Membership Fees, Less Return Premiums and Premiums on Policies not Taken		3	4	5	6	7	8	9	10	11	12
	1	2										
	Direct Premiums Written	Direct Premiums Earned	Dividends Paid or Credited to Policyholders on Direct Business	Direct Unearned Premium Reserves	Direct Losses Paid (deducting salvage)	Direct Losses Incurred	Direct Losses Unpaid	Direct Defense and Cost Containment Expense Paid	Direct Defense and Cost Containment Expense Incurred	Direct Defense and Cost Containment Expense Unpaid	Commissions and Brokerage Expenses	Taxes, Licenses and Fees
1. Fire												
2.1 Allied Lines												
2.2 Multiple Peril Crop												
2.3 Federal Flood												
2.4. Private Crop												
2.5 Private Flood												
3. Farmowners Multiple Peril												
4. Homeowners Multiple Peril												
5.1 Commercial Multiple Peril (Non-Liability Portion)												
5.2 Commercial Multiple Peril (Liability Portion)												
6. Mortgage Guaranty												
8. Ocean Marine												
9.1 Inland Marine												
9.2 Pet Insurance Plans												
10. Financial Guaranty												
11.1 Medical Professional Liability - Occurrence												
11.2 Medical Professional Liability - Claims-Made												
12. Earthquake												
13.1 Comprehensive (hospital and medical) ind (b)												
13.2 Comprehensive (hospital and medical) group (b)												
14. Credit A&H (Group and Individual)												
15.1 Vision Only (b).....												
15.2 Dental Only (b)												
15.3 Disability Income (b)												
15.4 Medicare Supplement (b)												
15.5 Medicaid Title XIX (b)												
15.6 Medicare Title XVIII (b).....												
15.7 Long-Term Care (b)												
15.8 Federal Employees Health Benefits Plan (b)												
15.9 Other Health (b)												
16. Workers' Compensation												
17.1 Other Liability - Occurrence												
17.2 Other Liability - Claims-Made												
17.3 Excess Workers' Compensation												
18.1 Products Liability - Occurrence												
18.2 Products Liability - Claims-Made												
19.1 Private Passenger Auto No-Fault (Personal Injury Protection)					274,607	384,459	231,332	30,298	43,290	57,454		
19.2 Other Private Passenger Auto Liability	204,658,826	175,756,952		60,793,617	89,711,160	119,740,662	81,852,060	1,298,948	3,327,668	5,848,053	1,161	7,967,579
19.3 Commercial Auto No-Fault (Personal Injury Protection)												
19.4 Other Commercial Auto Liability												
21.1 Private Passenger Auto Physical Damage	89,245,629	78,238,344		26,060,866	56,354,821	59,294,994	5,505,171	48,304	141,815	297,432	732	3,468,845
21.2 Commercial Auto Physical Damage												
22. Aircraft (all perils)												
23. Fidelity												
24. Surety												
26. Burglary and Theft												
27. Boiler and Machinery												
28. Credit												
29. International												
30. Warranty												
31. Reins nonproportional assumed property	XXX	XXX	XXX	XXX	XXX	XXX	XXX	XXX	XXX	XXX	XXX	XXX
32. Reins nonproportional assumed liability	XXX	XXX	XXX	XXX	XXX	XXX	XXX	XXX	XXX	XXX	XXX	XXX
33. Reins nonproportional assumed financial lines	XXX	XXX	XXX	XXX	XXX	XXX	XXX	XXX	XXX	XXX	XXX	XXX
34. Aggregate Write-Ins for Other Lines of Business												
35. Total (a)	293,904,455	253,995,295		86,854,483	146,340,588	179,420,114	87,588,563	1,377,550	3,512,773	6,202,939	1,893	11,436,424
DETAILS OF WRITE-INS												
3401.												
3402.												
3403.												
3498. Summary of remaining write-ins for Line 34 from overflow page												
3499. Totals (Lines 3401 through 3403 plus 3498)(Line 34 above)												

(a) Finance and service charges not included in Lines 1 to 35 \$2,752,549
(b) For health business on indicated lines report: Number of persons insured under PPO managed care products and number of persons insured under indemnity only products



ANNUAL STATEMENT FOR THE YEAR 2024 OF THE PROGRESSIVE CHOICE INSURANCE COMPANY

EXHIBIT OF PREMIUMS AND LOSSES (Statutory Page 14)

NAIC Group Code 0155 BUSINESS IN THE STATE OF Kansas DURING THE YEAR 2024 NAIC Company Code 44288

Line of Business	Gross Premiums, Including Policy and Membership Fees, Less Return Premiums and Premiums on Policies not Taken		3	4	5	6	7	8	9	10	11	12
	1	2										
	Direct Premiums Written	Direct Premiums Earned	Dividends Paid or Credited to Policyholders on Direct Business	Direct Unearned Premium Reserves	Direct Losses Paid (deducting salvage)	Direct Losses Incurred	Direct Losses Unpaid	Direct Defense and Cost Containment Expense Paid	Direct Defense and Cost Containment Expense Incurred	Direct Defense and Cost Containment Expense Unpaid	Commissions and Brokerage Expenses	Taxes, Licenses and Fees
1. Fire												
2.1 Allied Lines												
2.2 Multiple Peril Crop												
2.3 Federal Flood												
2.4. Private Crop												
2.5 Private Flood												
3. Farmowners Multiple Peril												
4. Homeowners Multiple Peril												
5.1 Commercial Multiple Peril (Non-Liability Portion)												
5.2 Commercial Multiple Peril (Liability Portion)												
6. Mortgage Guaranty												
8. Ocean Marine												
9.1 Inland Marine												
9.2 Pet Insurance Plans												
10. Financial Guaranty												
11.1 Medical Professional Liability - Occurrence												
11.2 Medical Professional Liability - Claims-Made												
12. Earthquake												
13.1 Comprehensive (hospital and medical) ind (b)												
13.2 Comprehensive (hospital and medical) group (b)												
14. Credit A&H (Group and Individual)												
15.1 Vision Only (b).....												
15.2 Dental Only (b)												
15.3 Disability Income (b)												
15.4 Medicare Supplement (b)												
15.5 Medicaid Title XIX (b)												
15.6 Medicare Title XVIII (b).....												
15.7 Long-Term Care (b)												
15.8 Federal Employees Health Benefits Plan (b)												
15.9 Other Health (b)												
16. Workers' Compensation												
17.1 Other Liability - Occurrence												
17.2 Other Liability - Claims-Made												
17.3 Excess Workers' Compensation												
18.1 Products Liability - Occurrence												
18.2 Products Liability - Claims-Made												
19.1 Private Passenger Auto No-Fault (Personal Injury Protection)												
19.2 Other Private Passenger Auto Liability												704
19.3 Commercial Auto No-Fault (Personal Injury Protection)												
19.4 Other Commercial Auto Liability												
21.1 Private Passenger Auto Physical Damage												
21.2 Commercial Auto Physical Damage												
22. Aircraft (all perils)												
23. Fidelity												
24. Surety												
26. Burglary and Theft												
27. Boiler and Machinery												
28. Credit												
29. International												
30. Warranty												
31. Reins nonproportional assumed property	XXX	XXX	XXX	XXX	XXX	XXX	XXX	XXX	XXX	XXX	XXX	XXX
32. Reins nonproportional assumed liability	XXX	XXX	XXX	XXX	XXX	XXX	XXX	XXX	XXX	XXX	XXX	XXX
33. Reins nonproportional assumed financial lines	XXX	XXX	XXX	XXX	XXX	XXX	XXX	XXX	XXX	XXX	XXX	XXX
34. Aggregate Write-Ins for Other Lines of Business												
35. Total (a)												704
DETAILS OF WRITE-INS												
3401.												
3402.												
3403.												
3498. Summary of remaining write-ins for Line 34 from overflow page												
3499. Totals (Lines 3401 through 3403 plus 3498)(Line 34 above)												

(a) Finance and service charges not included in Lines 1 to 35 \$
(b) For health business on indicated lines report: Number of persons insured under PPO managed care products and number of persons insured under indemnity only products



ANNUAL STATEMENT FOR THE YEAR 2024 OF THE PROGRESSIVE CHOICE INSURANCE COMPANY

EXHIBIT OF PREMIUMS AND LOSSES (Statutory Page 14)

NAIC Group Code 0155 BUSINESS IN THE STATE OF Louisiana DURING THE YEAR 2024 NAIC Company Code 44288

Line of Business	Gross Premiums, Including Policy and Membership Fees, Less Return Premiums and Premiums on Policies not Taken		3	4	5	6	7	8	9	10	11	12
	1	2										
	Direct Premiums Written	Direct Premiums Earned	Dividends Paid or Credited to Policyholders on Direct Business	Direct Unearned Premium Reserves	Direct Losses Paid (deducting salvage)	Direct Losses Incurred	Direct Losses Unpaid	Direct Defense and Cost Containment Expense Paid	Direct Defense and Cost Containment Expense Incurred	Direct Defense and Cost Containment Expense Unpaid	Commissions and Brokerage Expenses	Taxes, Licenses and Fees
1. Fire												
2.1 Allied Lines												
2.2 Multiple Peril Crop												
2.3 Federal Flood												
2.4. Private Crop												
2.5 Private Flood												
3. Farmowners Multiple Peril												
4. Homeowners Multiple Peril												
5.1 Commercial Multiple Peril (Non-Liability Portion)												
5.2 Commercial Multiple Peril (Liability Portion)												
6. Mortgage Guaranty												
8. Ocean Marine												
9.1 Inland Marine												
9.2 Pet Insurance Plans												
10. Financial Guaranty												
11.1 Medical Professional Liability - Occurrence												
11.2 Medical Professional Liability - Claims-Made												
12. Earthquake												
13.1 Comprehensive (hospital and medical) ind (b)												
13.2 Comprehensive (hospital and medical) group (b)												
14. Credit A&H (Group and Individual)												
15.1 Vision Only (b).....												
15.2 Dental Only (b)												
15.3 Disability Income (b)												
15.4 Medicare Supplement (b)												
15.5 Medicaid Title XIX (b)												
15.6 Medicare Title XVIII (b).....												
15.7 Long-Term Care (b)												
15.8 Federal Employees Health Benefits Plan (b)												
15.9 Other Health (b)												
16. Workers' Compensation												
17.1 Other Liability - Occurrence												
17.2 Other Liability - Claims-Made												
17.3 Excess Workers' Compensation												
18.1 Products Liability - Occurrence												
18.2 Products Liability - Claims-Made												
19.1 Private Passenger Auto No-Fault (Personal Injury Protection)												
19.2 Other Private Passenger Auto Liability												4,191
19.3 Commercial Auto No-Fault (Personal Injury Protection)												
19.4 Other Commercial Auto Liability												
21.1 Private Passenger Auto Physical Damage												
21.2 Commercial Auto Physical Damage												
22. Aircraft (all perils)												
23. Fidelity												
24. Surety												
26. Burglary and Theft												
27. Boiler and Machinery												
28. Credit												
29. International												
30. Warranty												
31. Reins nonproportional assumed property	XXX	XXX	XXX	XXX	XXX	XXX	XXX	XXX	XXX	XXX	XXX	XXX
32. Reins nonproportional assumed liability	XXX	XXX	XXX	XXX	XXX	XXX	XXX	XXX	XXX	XXX	XXX	XXX
33. Reins nonproportional assumed financial lines	XXX	XXX	XXX	XXX	XXX	XXX	XXX	XXX	XXX	XXX	XXX	XXX
34. Aggregate Write-Ins for Other Lines of Business												
35. Total (a)												4,191
DETAILS OF WRITE-INS												
3401.												
3402.												
3403.												
3498. Summary of remaining write-ins for Line 34 from overflow page												
3499. Totals (Lines 3401 through 3403 plus 3498)(Line 34 above)												

(a) Finance and service charges not included in Lines 1 to 35 \$ and number of persons insured under indemnity only products

(b) For health business on indicated lines report: Number of persons insured under PPO managed care products and number of persons insured under indemnity only products



ANNUAL STATEMENT FOR THE YEAR 2024 OF THE PROGRESSIVE CHOICE INSURANCE COMPANY

EXHIBIT OF PREMIUMS AND LOSSES (Statutory Page 14)

NAIC Group Code 0155 BUSINESS IN THE STATE OF North Dakota DURING THE YEAR 2024 NAIC Company Code 44288

Line of Business	Gross Premiums, Including Policy and Membership Fees, Less Return Premiums and Premiums on Policies not Taken		3	4	5	6	7	8	9	10	11	12
	1	2										
	Direct Premiums Written	Direct Premiums Earned	Dividends Paid or Credited to Policyholders on Direct Business	Direct Unearned Premium Reserves	Direct Losses Paid (deducting salvage)	Direct Losses Incurred	Direct Losses Unpaid	Direct Defense and Cost Containment Expense Paid	Direct Defense and Cost Containment Expense Incurred	Direct Defense and Cost Containment Expense Unpaid	Commissions and Brokerage Expenses	Taxes, Licenses and Fees
1. Fire												
2.1 Allied Lines												
2.2 Multiple Peril Crop												
2.3 Federal Flood												
2.4. Private Crop												
2.5 Private Flood												
3. Farmowners Multiple Peril												
4. Homeowners Multiple Peril												
5.1 Commercial Multiple Peril (Non-Liability Portion)												
5.2 Commercial Multiple Peril (Liability Portion)												
6. Mortgage Guaranty												
8. Ocean Marine												
9.1 Inland Marine												
9.2 Pet Insurance Plans												
10. Financial Guaranty												
11.1 Medical Professional Liability - Occurrence												
11.2 Medical Professional Liability - Claims-Made												
12. Earthquake												
13.1 Comprehensive (hospital and medical) ind (b)												
13.2 Comprehensive (hospital and medical) group (b)												
14. Credit A&H (Group and Individual)												
15.1 Vision Only (b).....												
15.2 Dental Only (b)												
15.3 Disability Income (b)												
15.4 Medicare Supplement (b)												
15.5 Medicaid Title XIX (b)												
15.6 Medicare Title XVIII (b).....												
15.7 Long-Term Care (b)												
15.8 Federal Employees Health Benefits Plan (b)												
15.9 Other Health (b)												
16. Workers' Compensation												
17.1 Other Liability - Occurrence												
17.2 Other Liability - Claims-Made												
17.3 Excess Workers' Compensation												
18.1 Products Liability - Occurrence												
18.2 Products Liability - Claims-Made												
19.1 Private Passenger Auto No-Fault (Personal Injury Protection)												
19.2 Other Private Passenger Auto Liability												947
19.3 Commercial Auto No-Fault (Personal Injury Protection)												
19.4 Other Commercial Auto Liability												
21.1 Private Passenger Auto Physical Damage												
21.2 Commercial Auto Physical Damage												
22. Aircraft (all perils)												
23. Fidelity												
24. Surety												
26. Burglary and Theft												
27. Boiler and Machinery												
28. Credit												
29. International												
30. Warranty												
31. Reins nonproportional assumed property	XXX	XXX	XXX	XXX	XXX	XXX	XXX	XXX	XXX	XXX	XXX	XXX
32. Reins nonproportional assumed liability	XXX	XXX	XXX	XXX	XXX	XXX	XXX	XXX	XXX	XXX	XXX	XXX
33. Reins nonproportional assumed financial lines	XXX	XXX	XXX	XXX	XXX	XXX	XXX	XXX	XXX	XXX	XXX	XXX
34. Aggregate Write-Ins for Other Lines of Business												
35. Total (a)												947
DETAILS OF WRITE-INS												
3401.												
3402.												
3403.												
3498. Summary of remaining write-ins for Line 34 from overflow page												
3499. Totals (Lines 3401 through 3403 plus 3498)(Line 34 above)												

(a) Finance and service charges not included in Lines 1 to 35 \$
(b) For health business on indicated lines report: Number of persons insured under PPO managed care products and number of persons insured under indemnity only products



ANNUAL STATEMENT FOR THE YEAR 2024 OF THE PROGRESSIVE CHOICE INSURANCE COMPANY

EXHIBIT OF PREMIUMS AND LOSSES (Statutory Page 14)

NAIC Group Code 0155 BUSINESS IN THE STATE OF Ohio DURING THE YEAR 2024 NAIC Company Code 44288

Line of Business	Gross Premiums, Including Policy and Membership Fees, Less Return Premiums and Premiums on Policies not Taken		3	4	5	6	7	8	9	10	11	12
	1	2										
	Direct Premiums Written	Direct Premiums Earned	Dividends Paid or Credited to Policyholders on Direct Business	Direct Unearned Premium Reserves	Direct Losses Paid (deducting salvage)	Direct Losses Incurred	Direct Losses Unpaid	Direct Defense and Cost Containment Expense Paid	Direct Defense and Cost Containment Expense Incurred	Direct Defense and Cost Containment Expense Unpaid	Commissions and Brokerage Expenses	Taxes, Licenses and Fees
1. Fire												
2.1 Allied Lines												
2.2 Multiple Peril Crop												
2.3 Federal Flood												
2.4. Private Crop												
2.5 Private Flood												
3. Farmowners Multiple Peril												
4. Homeowners Multiple Peril												
5.1 Commercial Multiple Peril (Non-Liability Portion)												
5.2 Commercial Multiple Peril (Liability Portion)												
6. Mortgage Guaranty												
8. Ocean Marine												
9.1 Inland Marine												
9.2 Pet Insurance Plans												
10. Financial Guaranty												
11.1 Medical Professional Liability - Occurrence												
11.2 Medical Professional Liability - Claims-Made												
12. Earthquake												
13.1 Comprehensive (hospital and medical) ind (b)												
13.2 Comprehensive (hospital and medical) group (b)												
14. Credit A&H (Group and Individual)												
15.1 Vision Only (b).....												
15.2 Dental Only (b)												
15.3 Disability Income (b)												
15.4 Medicare Supplement (b)												
15.5 Medicaid Title XIX (b)												
15.6 Medicare Title XVIII (b).....												
15.7 Long-Term Care (b)												
15.8 Federal Employees Health Benefits Plan (b)												
15.9 Other Health (b)												
16. Workers' Compensation												
17.1 Other Liability - Occurrence												
17.2 Other Liability - Claims-Made												
17.3 Excess Workers' Compensation												
18.1 Products Liability - Occurrence												
18.2 Products Liability - Claims-Made												
19.1 Private Passenger Auto No-Fault (Personal Injury Protection)												
19.2 Other Private Passenger Auto Liability												5,661
19.3 Commercial Auto No-Fault (Personal Injury Protection)												
19.4 Other Commercial Auto Liability												
21.1 Private Passenger Auto Physical Damage												
21.2 Commercial Auto Physical Damage												
22. Aircraft (all perils)												
23. Fidelity												
24. Surety												
26. Burglary and Theft												
27. Boiler and Machinery												
28. Credit												
29. International												
30. Warranty												
31. Reins nonproportional assumed property	XXX	XXX	XXX	XXX	XXX	XXX	XXX	XXX	XXX	XXX	XXX	XXX
32. Reins nonproportional assumed liability	XXX	XXX	XXX	XXX	XXX	XXX	XXX	XXX	XXX	XXX	XXX	XXX
33. Reins nonproportional assumed financial lines	XXX	XXX	XXX	XXX	XXX	XXX	XXX	XXX	XXX	XXX	XXX	XXX
34. Aggregate Write-Ins for Other Lines of Business												
35. Total (a)												5,661
DETAILS OF WRITE-INS												
3401.												
3402.												
3403.												
3498. Summary of remaining write-ins for Line 34 from overflow page												
3499. Totals (Lines 3401 through 3403 plus 3498)(Line 34 above)												

(a) Finance and service charges not included in Lines 1 to 35 \$
(b) For health business on indicated lines report: Number of persons insured under PPO managed care products and number of persons insured under indemnity only products



ANNUAL STATEMENT FOR THE YEAR 2024 OF THE PROGRESSIVE CHOICE INSURANCE COMPANY

EXHIBIT OF PREMIUMS AND LOSSES (Statutory Page 14)

NAIC Group Code 0155 BUSINESS IN THE STATE OF Pennsylvania DURING THE YEAR 2024 NAIC Company Code 44288

Line of Business	Gross Premiums, Including Policy and Membership Fees, Less Return Premiums and Premiums on Policies not Taken		3	4	5	6	7	8	9	10	11	12
	1	2										
	Direct Premiums Written	Direct Premiums Earned	Dividends Paid or Credited to Policyholders on Direct Business	Direct Unearned Premium Reserves	Direct Losses Paid (deducting salvage)	Direct Losses Incurred	Direct Losses Unpaid	Direct Defense and Cost Containment Expense Paid	Direct Defense and Cost Containment Expense Incurred	Direct Defense and Cost Containment Expense Unpaid	Commissions and Brokerage Expenses	Taxes, Licenses and Fees
1. Fire												
2.1 Allied Lines												
2.2 Multiple Peril Crop												
2.3 Federal Flood												
2.4. Private Crop												
2.5 Private Flood												
3. Farmowners Multiple Peril												
4. Homeowners Multiple Peril												
5.1 Commercial Multiple Peril (Non-Liability Portion)												
5.2 Commercial Multiple Peril (Liability Portion)												
6. Mortgage Guaranty												
8. Ocean Marine												
9.1 Inland Marine												
9.2 Pet Insurance Plans												
10. Financial Guaranty												
11.1 Medical Professional Liability - Occurrence												
11.2 Medical Professional Liability - Claims-Made												
12. Earthquake												
13.1 Comprehensive (hospital and medical) ind (b)												
13.2 Comprehensive (hospital and medical) group (b)												
14. Credit A&H (Group and Individual)												
15.1 Vision Only (b).....												
15.2 Dental Only (b)												
15.3 Disability Income (b)												
15.4 Medicare Supplement (b)												
15.5 Medicaid Title XIX (b)												
15.6 Medicare Title XVIII (b).....												
15.7 Long-Term Care (b)												
15.8 Federal Employees Health Benefits Plan (b)												
15.9 Other Health (b)												
16. Workers' Compensation												
17.1 Other Liability - Occurrence												
17.2 Other Liability - Claims-Made												
17.3 Excess Workers' Compensation												
18.1 Products Liability - Occurrence												
18.2 Products Liability - Claims-Made												
19.1 Private Passenger Auto No-Fault (Personal Injury Protection)												
19.2 Other Private Passenger Auto Liability												850
19.3 Commercial Auto No-Fault (Personal Injury Protection)												
19.4 Other Commercial Auto Liability												
21.1 Private Passenger Auto Physical Damage												
21.2 Commercial Auto Physical Damage												
22. Aircraft (all perils)												
23. Fidelity												
24. Surety												
26. Burglary and Theft												
27. Boiler and Machinery												
28. Credit												
29. International												
30. Warranty												
31. Reins nonproportional assumed property	XXX	XXX	XXX	XXX	XXX	XXX	XXX	XXX	XXX	XXX	XXX	XXX
32. Reins nonproportional assumed liability	XXX	XXX	XXX	XXX	XXX	XXX	XXX	XXX	XXX	XXX	XXX	XXX
33. Reins nonproportional assumed financial lines	XXX	XXX	XXX	XXX	XXX	XXX	XXX	XXX	XXX	XXX	XXX	XXX
34. Aggregate Write-Ins for Other Lines of Business												
35. Total (a)												850
DETAILS OF WRITE-INS												
3401.												
3402.												
3403.												
3498. Summary of remaining write-ins for Line 34 from overflow page												
3499. Totals (Lines 3401 through 3403 plus 3498)(Line 34 above)												

(a) Finance and service charges not included in Lines 1 to 35 \$
(b) For health business on indicated lines report: Number of persons insured under PPO managed care products and number of persons insured under indemnity only products



ANNUAL STATEMENT FOR THE YEAR 2024 OF THE PROGRESSIVE CHOICE INSURANCE COMPANY

EXHIBIT OF PREMIUMS AND LOSSES (Statutory Page 14)

NAIC Group Code 0155 BUSINESS IN THE STATE OF Tennessee DURING THE YEAR 2024 NAIC Company Code 44288

Line of Business	Gross Premiums, Including Policy and Membership Fees, Less Return Premiums and Premiums on Policies not Taken		3	4	5	6	7	8	9	10	11	12
	1	2										
	Direct Premiums Written	Direct Premiums Earned	Dividends Paid or Credited to Policyholders on Direct Business	Direct Unearned Premium Reserves	Direct Losses Paid (deducting salvage)	Direct Losses Incurred	Direct Losses Unpaid	Direct Defense and Cost Containment Expense Paid	Direct Defense and Cost Containment Expense Incurred	Direct Defense and Cost Containment Expense Unpaid	Commissions and Brokerage Expenses	Taxes, Licenses and Fees
1. Fire												
2.1 Allied Lines												
2.2 Multiple Peril Crop												
2.3 Federal Flood												
2.4. Private Crop												
2.5 Private Flood												
3. Farmowners Multiple Peril												
4. Homeowners Multiple Peril												
5.1 Commercial Multiple Peril (Non-Liability Portion)												
5.2 Commercial Multiple Peril (Liability Portion)												
6. Mortgage Guaranty												
8. Ocean Marine												
9.1 Inland Marine												
9.2 Pet Insurance Plans												
10. Financial Guaranty												
11.1 Medical Professional Liability - Occurrence												
11.2 Medical Professional Liability - Claims-Made												
12. Earthquake												
13.1 Comprehensive (hospital and medical) ind (b)												
13.2 Comprehensive (hospital and medical) group (b)												
14. Credit A&H (Group and Individual)												
15.1 Vision Only (b).....												
15.2 Dental Only (b)												
15.3 Disability Income (b)												
15.4 Medicare Supplement (b)												
15.5 Medicaid Title XIX (b)												
15.6 Medicare Title XVIII (b).....												
15.7 Long-Term Care (b)												
15.8 Federal Employees Health Benefits Plan (b)												
15.9 Other Health (b)												
16. Workers' Compensation												
17.1 Other Liability - Occurrence												
17.2 Other Liability - Claims-Made												
17.3 Excess Workers' Compensation												
18.1 Products Liability - Occurrence												
18.2 Products Liability - Claims-Made												
19.1 Private Passenger Auto No-Fault (Personal Injury Protection)												
19.2 Other Private Passenger Auto Liability												705
19.3 Commercial Auto No-Fault (Personal Injury Protection)												
19.4 Other Commercial Auto Liability												
21.1 Private Passenger Auto Physical Damage												
21.2 Commercial Auto Physical Damage												
22. Aircraft (all perils)												
23. Fidelity												
24. Surety												
26. Burglary and Theft												
27. Boiler and Machinery												
28. Credit												
29. International												
30. Warranty												
31. Reins nonproportional assumed property	XXX	XXX	XXX	XXX	XXX	XXX	XXX	XXX	XXX	XXX	XXX	XXX
32. Reins nonproportional assumed liability	XXX	XXX	XXX	XXX	XXX	XXX	XXX	XXX	XXX	XXX	XXX	XXX
33. Reins nonproportional assumed financial lines	XXX	XXX	XXX	XXX	XXX	XXX	XXX	XXX	XXX	XXX	XXX	XXX
34. Aggregate Write-Ins for Other Lines of Business												
35. Total (a)												705
DETAILS OF WRITE-INS												
3401.												
3402.												
3403.												
3498. Summary of remaining write-ins for Line 34 from overflow page												
3499. Totals (Lines 3401 through 3403 plus 3498)(Line 34 above)												

(a) Finance and service charges not included in Lines 1 to 35 \$
(b) For health business on indicated lines report: Number of persons insured under PPO managed care products and number of persons insured under indemnity only products



ANNUAL STATEMENT FOR THE YEAR 2024 OF THE PROGRESSIVE CHOICE INSURANCE COMPANY

EXHIBIT OF PREMIUMS AND LOSSES (Statutory Page 14)

NAIC Group Code 0155 BUSINESS IN THE STATE OF Texas DURING THE YEAR 2024 NAIC Company Code 44288

Line of Business	Gross Premiums, Including Policy and Membership Fees, Less Return Premiums and Premiums on Policies not Taken		3	4	5	6	7	8	9	10	11	12
	1	2										
	Direct Premiums Written	Direct Premiums Earned	Dividends Paid or Credited to Policyholders on Direct Business	Direct Unearned Premium Reserves	Direct Losses Paid (deducting salvage)	Direct Losses Incurred	Direct Losses Unpaid	Direct Defense and Cost Containment Expense Paid	Direct Defense and Cost Containment Expense Incurred	Direct Defense and Cost Containment Expense Unpaid	Commissions and Brokerage Expenses	Taxes, Licenses and Fees
1. Fire												
2.1 Allied Lines												
2.2 Multiple Peril Crop												
2.3 Federal Flood												
2.4. Private Crop												
2.5 Private Flood												
3. Farmowners Multiple Peril												
4. Homeowners Multiple Peril												
5.1 Commercial Multiple Peril (Non-Liability Portion)												
5.2 Commercial Multiple Peril (Liability Portion)												
6. Mortgage Guaranty												
8. Ocean Marine												
9.1 Inland Marine												
9.2 Pet Insurance Plans												
10. Financial Guaranty												
11.1 Medical Professional Liability - Occurrence												
11.2 Medical Professional Liability - Claims-Made												
12. Earthquake												
13.1 Comprehensive (hospital and medical) ind (b)												
13.2 Comprehensive (hospital and medical) group (b)												
14. Credit A&H (Group and Individual)												
15.1 Vision Only (b).....												
15.2 Dental Only (b)												
15.3 Disability Income (b)												
15.4 Medicare Supplement (b)												
15.5 Medicaid Title XIX (b)												
15.6 Medicare Title XVIII (b).....												
15.7 Long-Term Care (b)												
15.8 Federal Employees Health Benefits Plan (b)												
15.9 Other Health (b)												
16. Workers' Compensation												
17.1 Other Liability - Occurrence												
17.2 Other Liability - Claims-Made												
17.3 Excess Workers' Compensation												
18.1 Products Liability - Occurrence												
18.2 Products Liability - Claims-Made												
19.1 Private Passenger Auto No-Fault (Personal Injury Protection)												
19.2 Other Private Passenger Auto Liability												700
19.3 Commercial Auto No-Fault (Personal Injury Protection)												
19.4 Other Commercial Auto Liability												
21.1 Private Passenger Auto Physical Damage												
21.2 Commercial Auto Physical Damage												
22. Aircraft (all perils)												
23. Fidelity												
24. Surety												
26. Burglary and Theft												
27. Boiler and Machinery												
28. Credit												
29. International												
30. Warranty												
31. Reins nonproportional assumed property	XXX	XXX	XXX	XXX	XXX	XXX	XXX	XXX	XXX	XXX	XXX	XXX
32. Reins nonproportional assumed liability	XXX	XXX	XXX	XXX	XXX	XXX	XXX	XXX	XXX	XXX	XXX	XXX
33. Reins nonproportional assumed financial lines	XXX	XXX	XXX	XXX	XXX	XXX	XXX	XXX	XXX	XXX	XXX	XXX
34. Aggregate Write-Ins for Other Lines of Business												
35. Total (a)												700
DETAILS OF WRITE-INS												
3401.												
3402.												
3403.												
3498. Summary of remaining write-ins for Line 34 from overflow page												
3499. Totals (Lines 3401 through 3403 plus 3498)(Line 34 above)												

(a) Finance and service charges not included in Lines 1 to 35 \$
(b) For health business on indicated lines report: Number of persons insured under PPO managed care products and number of persons insured under indemnity only products



ANNUAL STATEMENT FOR THE YEAR 2024 OF THE PROGRESSIVE CHOICE INSURANCE COMPANY

EXHIBIT OF PREMIUMS AND LOSSES (Statutory Page 14)

NAIC Group Code 0155 BUSINESS IN THE STATE OF West Virginia DURING THE YEAR 2024 NAIC Company Code 44288

Line of Business	Gross Premiums, Including Policy and Membership Fees, Less Return Premiums and Premiums on Policies not Taken		3	4	5	6	7	8	9	10	11	12
	1	2										
	Direct Premiums Written	Direct Premiums Earned	Dividends Paid or Credited to Policyholders on Direct Business	Direct Unearned Premium Reserves	Direct Losses Paid (deducting salvage)	Direct Losses Incurred	Direct Losses Unpaid	Direct Defense and Cost Containment Expense Paid	Direct Defense and Cost Containment Expense Incurred	Direct Defense and Cost Containment Expense Unpaid	Commissions and Brokerage Expenses	Taxes, Licenses and Fees
1. Fire												
2.1 Allied Lines												
2.2 Multiple Peril Crop												
2.3 Federal Flood												
2.4. Private Crop												
2.5 Private Flood												
3. Farmowners Multiple Peril												
4. Homeowners Multiple Peril												
5.1 Commercial Multiple Peril (Non-Liability Portion)												
5.2 Commercial Multiple Peril (Liability Portion)												
6. Mortgage Guaranty												
8. Ocean Marine												
9.1 Inland Marine												
9.2 Pet Insurance Plans												
10. Financial Guaranty												
11.1 Medical Professional Liability - Occurrence												
11.2 Medical Professional Liability - Claims-Made												
12. Earthquake												
13.1 Comprehensive (hospital and medical) ind (b)												
13.2 Comprehensive (hospital and medical) group (b)												
14. Credit A&H (Group and Individual)												
15.1 Vision Only (b).....												
15.2 Dental Only (b)												
15.3 Disability Income (b)												
15.4 Medicare Supplement (b)												
15.5 Medicaid Title XIX (b)												
15.6 Medicare Title XVIII (b).....												
15.7 Long-Term Care (b)												
15.8 Federal Employees Health Benefits Plan (b)												
15.9 Other Health (b)												
16. Workers' Compensation												
17.1 Other Liability - Occurrence												
17.2 Other Liability - Claims-Made												
17.3 Excess Workers' Compensation												
18.1 Products Liability - Occurrence												
18.2 Products Liability - Claims-Made												
19.1 Private Passenger Auto No-Fault (Personal Injury Protection)												
19.2 Other Private Passenger Auto Liability												1,625
19.3 Commercial Auto No-Fault (Personal Injury Protection)												
19.4 Other Commercial Auto Liability												
21.1 Private Passenger Auto Physical Damage												
21.2 Commercial Auto Physical Damage												
22. Aircraft (all perils)												
23. Fidelity												
24. Surety												
26. Burglary and Theft												
27. Boiler and Machinery												
28. Credit												
29. International												
30. Warranty												
31. Reins nonproportional assumed property	XXX	XXX	XXX	XXX	XXX	XXX	XXX	XXX	XXX	XXX	XXX	XXX
32. Reins nonproportional assumed liability	XXX	XXX	XXX	XXX	XXX	XXX	XXX	XXX	XXX	XXX	XXX	XXX
33. Reins nonproportional assumed financial lines	XXX	XXX	XXX	XXX	XXX	XXX	XXX	XXX	XXX	XXX	XXX	XXX
34. Aggregate Write-Ins for Other Lines of Business												
35. Total (a)												1,625
DETAILS OF WRITE-INS												
3401.												
3402.												
3403.												
3498. Summary of remaining write-ins for Line 34 from overflow page												
3499. Totals (Lines 3401 through 3403 plus 3498)(Line 34 above)												

(a) Finance and service charges not included in Lines 1 to 35 \$
(b) For health business on indicated lines report: Number of persons insured under PPO managed care products and number of persons insured under indemnity only products



ANNUAL STATEMENT FOR THE YEAR 2024 OF THE PROGRESSIVE CHOICE INSURANCE COMPANY

EXHIBIT OF PREMIUMS AND LOSSES (Statutory Page 14)

NAIC Group Code 0155 BUSINESS IN THE STATE OF Grand Total DURING THE YEAR 2024 NAIC Company Code 44288

Line of Business	Gross Premiums, Including Policy and Membership Fees, Less Return Premiums and Premiums on Policies not Taken		3	4	5	6	7	8	9	10	11	12
	1	2										
	Direct Premiums Written	Direct Premiums Earned	Dividends Paid or Credited to Policyholders on Direct Business	Direct Unearned Premium Reserves	Direct Losses Paid (deducting salvage)	Direct Losses Incurred	Direct Losses Unpaid	Direct Defense and Cost Containment Expense Paid	Direct Defense and Cost Containment Expense Incurred	Direct Defense and Cost Containment Expense Unpaid	Commissions and Brokerage Expenses	Taxes, Licenses and Fees
1. Fire												
2.1 Allied Lines												
2.2 Multiple Peril Crop												
2.3 Federal Flood												
2.4. Private Crop												
2.5 Private Flood												
3. Farmowners Multiple Peril												
4. Homeowners Multiple Peril												
5.1 Commercial Multiple Peril (Non-Liability Portion)												
5.2 Commercial Multiple Peril (Liability Portion)												
6. Mortgage Guaranty												
8. Ocean Marine												
9.1 Inland Marine												
9.2 Pet Insurance Plans												
10. Financial Guaranty												
11.1 Medical Professional Liability - Occurrence												
11.2 Medical Professional Liability - Claims-Made												
12. Earthquake												
13.1 Comprehensive (hospital and medical) ind (b)												
13.2 Comprehensive (hospital and medical) group (b)												
14. Credit A&H (Group and Individual)												
15.1 Vision Only (b).....												
15.2 Dental Only (b)												
15.3 Disability Income (b)												
15.4 Medicare Supplement (b)												
15.5 Medicaid Title XIX (b)												
15.6 Medicare Title XVIII (b).....												
15.7 Long-Term Care (b)												
15.8 Federal Employees Health Benefits Plan (b)												
15.9 Other Health (b)												
16. Workers' Compensation												
17.1 Other Liability - Occurrence												
17.2 Other Liability - Claims-Made												
17.3 Excess Workers' Compensation												
18.1 Products Liability - Occurrence												
18.2 Products Liability - Claims-Made												
19.1 Private Passenger Auto No-Fault (Personal Injury Protection)					274,607	384,459	231,332	30,298	43,290	57,454		
19.2 Other Private Passenger Auto Liability	204,658,826	175,756,952		60,793,617	89,711,160	119,740,662	81,852,060	1,298,948	3,327,668	5,848,053	1,161	7,984,556
19.3 Commercial Auto No-Fault (Personal Injury Protection)												
19.4 Other Commercial Auto Liability												
21.1 Private Passenger Auto Physical Damage	89,245,629	78,238,344		26,060,866	56,354,821	59,294,994	5,505,171	48,304	141,815	297,432	732	3,468,845
21.2 Commercial Auto Physical Damage												
22. Aircraft (all perils)												
23. Fidelity												
24. Surety												
26. Burglary and Theft												
27. Boiler and Machinery												
28. Credit												
29. International												
30. Warranty												
31. Reins nonproportional assumed property	XXX	XXX	XXX	XXX	XXX	XXX	XXX	XXX	XXX	XXX	XXX	XXX
32. Reins nonproportional assumed liability	XXX	XXX	XXX	XXX	XXX	XXX	XXX	XXX	XXX	XXX	XXX	XXX
33. Reins nonproportional assumed financial lines	XXX	XXX	XXX	XXX	XXX	XXX	XXX	XXX	XXX	XXX	XXX	XXX
34. Aggregate Write-Ins for Other Lines of Business												
35. Total (a)	293,904,455	253,995,295		86,854,483	146,340,588	179,420,114	87,588,563	1,377,550	3,512,773	6,202,939	1,893	11,453,402
DETAILS OF WRITE-INS												
3401.												
3402.												
3403.												
3498. Summary of remaining write-ins for Line 34 from overflow page												
3499. Totals (Lines 3401 through 3403 plus 3498)(Line 34 above)												

(a) Finance and service charges not included in Lines 1 to 35 \$2,752,549
(b) For health business on indicated lines report: Number of persons insured under PPO managed care products and number of persons insured under indemnity only products

ANNUAL STATEMENT FOR THE YEAR 2024 OF THE PROGRESSIVE CHOICE INSURANCE COMPANY

SCHEDULE F - PART 1

Assumed Reinsurance as of December 31, Current Year (\$000 Omitted)

[illegible]

ANNUAL STATEMENT FOR THE YEAR 2024 OF THE PROGRESSIVE CHOICE INSURANCE COMPANY

SCHEDULE F - PART 2

Premium Portfolio Reinsurance Effectuated or (Canceled) during Current Year	
Reinsured	100%
Not Reinsured	0%

[illegible]

ANNUAL STATEMENT FOR THE YEAR 2024 OF THE PROGRESSIVE CHOICE INSURANCE COMPANY

SCHEDULE F - PART 3

Ceded Reinsurance as of December 31, Current Year (\$000 Omitted)

1 ID Number	2 NAIC Com- pany Code	3 Name of Reinsurer	4 Domiciliary Jurisdiction	5 Special Code	6 Reinsurance Premiums Ceded	Reinsurance Recoverable On								16 Amount in Dispute included in Column 15	Reinsurance Payable		19 Net Amount Recoverable From Reinsurers Cols. 15 - [17 + 18]	20 Funds Held by Company Under Reinsurance Treaties
						7 Paid Losses	8 Paid LAE	9 Known Case Loss Reserves	10 Known Case LAE Reserves	11 IBNR Loss Reserves	12 IBNR LAE Reserves	13 Unearned Premiums	14 Contingent Commis- sions	15 Columns 7 through 14 Totals	17 Ceded Balances Payable	18 Other Amounts Due to Reinsurers		
34-1524319	16322	PROGRESSIVE DIRECT INSURANCE COMPANY	OH		293,904	1,370	359	67,152	7,335	20,436	3,391	86,854		186,897	9,842		177,055	
0199999. Total Authorized - Affiliates - U.S. Intercompany Pooling					293,904	1,370	359	67,152	7,335	20,436	3,391	86,854		186,897	9,842		177,055	
0499999. Total Authorized - Affiliates - U.S. Non-Pool																		
0799999. Total Authorized - Affiliates - Other (Non-U.S.)																		
0899999. Total Authorized - Affiliates					293,904	1,370	359	67,152	7,335	20,436	3,391	86,854		186,897	9,842		177,055	
1499999. Total Authorized Excluding Protected Cells (Sum of 0899999, 0999999, 1099999, 1199999 and 1299999)					293,904	1,370	359	67,152	7,335	20,436	3,391	86,854		186,897	9,842		177,055	
1899999. Total Unauthorized - Affiliates - U.S. Non-Pool																		
2199999. Total Unauthorized - Affiliates - Other (Non-U.S.)																		
2299999. Total Unauthorized - Affiliates																		
2899999. Total Unauthorized Excluding Protected Cells (Sum of 2299999, 2399999, 2499999, 2599999 and 2699999)																		
3299999. Total Certified - Affiliates - U.S. Non-Pool																		
3599999. Total Certified - Affiliates - Other (Non-U.S.)																		
3699999. Total Certified - Affiliates																		
4299999. Total Certified Excluding Protected Cells (Sum of 3699999, 3799999, 3899999, 3999999 and 4099999)																		
4699999. Total Reciprocal Jurisdiction - Affiliates - U.S. Non-Pool																		
4999999. Total Reciprocal Jurisdiction - Affiliates - Other (Non-U.S.)																		
5099999. Total Reciprocal Jurisdiction - Affiliates																		
5699999. Total Reciprocal Jurisdiction Excluding Protected Cells (Sum of 5099999, 5199999, 5299999, 5399999 and 5499999)																		
5799999. Total Authorized, Unauthorized, Reciprocal Jurisdiction and Certified Excluding Protected Cells (Sum of 1499999, 2899999, 4299999 and 5699999)					293,904	1,370	359	67,152	7,335	20,436	3,391	86,854		186,897	9,842		177,055	
5899999. Total Protected Cells (Sum of 1399999, 2799999, 4199999 and 5599999)																		
9999999 Totals					293,904	1,370	359	67,152	7,335	20,436	3,391	86,854		186,897	9,842		177,055	

Ceded Reinsurance as of December 31, Current Year (\$000 Omitted)
(Credit Risk)

23

ANNUAL STATEMENT FOR THE YEAR 2024 OF THE PROGRESSIVE CHOICE INSURANCE COMPANY

SCHEDULE F - PART 3 (Continued)

Ceded Reinsurance as of December 31, Current Year (\$000 Omitted)
(Aging of Ceded Reinsurance)

ID Number From Col. 1	Name of Reinsurer From Col. 3	Reinsurance Recoverable on Paid Losses and Paid Loss Adjustment Expenses							44 Total Recoverable on Paid Losses & LAE Amounts in Dispute Included in Col. 43	45 Recoverable on Paid Losses & LAE Over 90 Days Past Due Amounts in Dispute Included in Cols. 40 & 41	46 Total Recoverable on Paid Losses & LAE Amounts Not in Dispute (Cols 43-44)	47 Recoverable on Paid Losses & LAE Over 90 Days Past Due Amounts Not in Dispute (Cols. 40 + 41 - 45)	48 Amounts Received Prior 90 Days	49 Percentage Overdue Col. 42/Col. 43	50 Percentage of Amounts More Than 90 Days Overdue Not in Dispute (Col. 47/[Cols. 46+48])	51 Percentage More Than 120 Days Overdue (Col. 41/ Col. 43)	52 Is the Amount in Col. 50 Less Than 20%? (Yes or No)	53 Amounts in Col. 47 for Reinsurers with Values Less Than 20% in Col. 50	
		37 Current	Overdue					43 Total Due Cols. 37+42 (In total should equal Cols. 7+8)											
			38 1 - 29 Days	39 30 - 90 Days	40 91 - 120 Days	41 Over 120 Days	42 Total Overdue Cols. 38+39 +40+41												
34-1524319 ..	PROGRESSIVE DIRECT INSURANCE COMPANY	1,729						1,729			1,729							YES	
0199999. Total Authorized - Affiliates - U.S. Intercompany Pooling		1,729						1,729			1,729							XXX	
0499999. Total Authorized - Affiliates - U.S. Non-Pool																		XXX	
0799999. Total Authorized - Affiliates - Other (Non-U.S.)																		XXX	
0899999. Total Authorized - Affiliates		1,729						1,729			1,729							XXX	
1499999. Total Authorized Excluding Protected Cells (Sum of 0899999, 0999999, 1099999, 1199999 and 1299999)		1,729						1,729			1,729							XXX	
1899999. Total Unauthorized - Affiliates - U.S. Non-Pool																		XXX	
2199999. Total Unauthorized - Affiliates - Other (Non-U.S.)																		XXX	
2299999. Total Unauthorized - Affiliates																		XXX	
2899999. Total Unauthorized Excluding Protected Cells (Sum of 2299999, 2399999, 2499999, 2599999 and 2699999)																		XXX	
3299999. Total Certified - Affiliates - U.S. Non-Pool																		XXX	
3599999. Total Certified - Affiliates - Other (Non-U.S.)																		XXX	
3699999. Total Certified - Affiliates																		XXX	
4299999. Total Certified Excluding Protected Cells (Sum of 3699999, 3799999, 3899999, 3999999 and 4099999)																		XXX	
4699999. Total Reciprocal Jurisdiction - Affiliates - U.S. Non-Pool																		XXX	
4999999. Total Reciprocal Jurisdiction - Affiliates - Other (Non-U.S.)																		XXX	
5099999. Total Reciprocal Jurisdiction - Affiliates																		XXX	
5699999. Total Reciprocal Jurisdiction Excluding Protected Cells (Sum of 5099999, 5199999, 5299999, 5399999 and 5499999)																		XXX	
5799999. Total Authorized, Unauthorized, Reciprocal Jurisdiction and Certified Excluding Protected Cells (Sum of 1499999, 2899999, 4299999 and 5699999)		1,729						1,729			1,729							XXX	
5899999. Total Protected Cells (Sum of 1399999, 2799999, 4199999 and 5599999)																		XXX	
9999999 Totals		1,729						1,729			1,729							XXX	

SCHEDULE F - PART 3 (Continued)

(Provision for Reinsurance for Certified Reinsurers)

ID Number From Col. 1	Name of Reinsurer From Col. 3	Provision for Certified Reinsurance															
		54 Certified Reinsurer Rating (1 through 6)	55 Effective Date of Certified Reinsurer Rating	56 Percent Collateral Required for Full Credit (0% through 100%)	57 Catastrophe Recoverables Qualifying for Collateral Deferral	58 Net Recoverables Subject to Collateral Requirements for Full Credit (Col. 19 - Col. 57)	59 Dollar Amount of Collateral Required (Col. 56 * Col. 58)	60 Percent of Collateral Provided for Net Recoverables Subject to Collateral Requirements ([Col. 20 + Col. 21 + Col. 22 + Col. 24] / Col. 58)	61 Percent Credit Allowed on Net Recoverables Subject to Collateral Requirements (Col. 60 / Col. 56, not to exceed 100%)	62 20% of Recoverable on Paid Losses & LAE Over 90 Days Past Due Amounts in Dispute (Col. 45 * 20%)	63 Amount of Credit Allowed for Net Recoverables (Col. 57 + [Col. 58 * Col. 61])	64 Provision for Reinsurance with Certified Reinsurers Due to Collateral Deficiency (Col. 19 - Col. 63)	65 20% of Recoverable on Paid Losses & LAE Over 90 Days Past Due Amounts Not in Dispute (Col. 47 * 20%)	Complete if Col. 52 = "No"; Otherwise Enter 0			69 Provision for Overdue Reinsurance Ceded to Certified Reinsurers (Greater of [Col. 62 + Col. 65] or Col.68; not to Exceed Col. 63)
														66 Total Collateral Provided (Col. 20 + Col. 21 + Col. 22 + Col. 24, not to Exceed Col. 63)	67 Net Unsecured Recoverable for Which Credit is Allowed (Col. 63 - Col. 66)	68 20% of Amount in Col. 67	
34-1524319	PROGRESSIVE DIRECT INSURANCE COMPANY	XXX	XXX	XXX	XXX	XXX	XXX	XXX	XXX	XXX	XXX	XXX	XXX	XXX	XXX	XXX	XXX
01999999. Total Authorized - Affiliates - U.S. Intercompany Pooling				XXX	XXX	XXX	XXX	XXX	XXX	XXX	XXX	XXX	XXX	XXX	XXX	XXX	XXX
04999999. Total Authorized - Affiliates - U.S. Non-Pool				XXX	XXX	XXX	XXX	XXX	XXX	XXX	XXX	XXX	XXX	XXX	XXX	XXX	XXX
07999999. Total Authorized - Affiliates - Other (Non-U.S.)				XXX	XXX	XXX	XXX	XXX	XXX	XXX	XXX	XXX	XXX	XXX	XXX	XXX	XXX
08999999. Total Authorized - Affiliates				XXX	XXX	XXX	XXX	XXX	XXX	XXX	XXX	XXX	XXX	XXX	XXX	XXX	XXX
14999999. Total Authorized Excluding Protected Cells (Sum of 08999999, 09999999, 10999999, 11999999 and 12999999)				XXX	XXX	XXX	XXX	XXX	XXX	XXX	XXX	XXX	XXX	XXX	XXX	XXX	XXX
18999999. Total Unauthorized - Affiliates - U.S. Non-Pool				XXX	XXX	XXX	XXX	XXX	XXX	XXX	XXX	XXX	XXX	XXX	XXX	XXX	XXX
21999999. Total Unauthorized - Affiliates - Other (Non-U.S.)				XXX	XXX	XXX	XXX	XXX	XXX	XXX	XXX	XXX	XXX	XXX	XXX	XXX	XXX
22999999. Total Unauthorized - Affiliates				XXX	XXX	XXX	XXX	XXX	XXX	XXX	XXX	XXX	XXX	XXX	XXX	XXX	XXX
28999999. Total Unauthorized Excluding Protected Cells (Sum of 22999999, 23999999, 24999999, 25999999 and 26999999)				XXX	XXX	XXX	XXX	XXX	XXX	XXX	XXX	XXX	XXX	XXX	XXX	XXX	XXX
32999999. Total Certified - Affiliates - U.S. Non-Pool				XXX				XXX	XXX								
35999999. Total Certified - Affiliates - Other (Non-U.S.)				XXX				XXX	XXX								
36999999. Total Certified - Affiliates				XXX				XXX	XXX								
42999999. Total Certified Excluding Protected Cells (Sum of 36999999, 37999999, 38999999, 39999999 and 40999999)				XXX				XXX	XXX								
46999999. Total Reciprocal Jurisdiction - Affiliates - U.S. Non-Pool				XXX	XXX	XXX	XXX	XXX	XXX	XXX	XXX	XXX	XXX	XXX	XXX	XXX	XXX
49999999. Total Reciprocal Jurisdiction - Affiliates - Other (Non-U.S.)				XXX	XXX	XXX	XXX	XXX	XXX	XXX	XXX	XXX	XXX	XXX	XXX	XXX	XXX
50999999. Total Reciprocal Jurisdiction - Affiliates				XXX	XXX	XXX	XXX	XXX	XXX	XXX	XXX	XXX	XXX	XXX	XXX	XXX	XXX
56999999. Total Reciprocal Jurisdiction Excluding Protected Cells (Sum of 50999999, 51999999, 52999999, 53999999 and 54999999)				XXX	XXX	XXX	XXX	XXX	XXX	XXX	XXX	XXX	XXX	XXX	XXX	XXX	XXX
57999999. Total Authorized, Unauthorized, Reciprocal Jurisdiction and Certified Excluding Protected Cells (Sum of 14999999, 28999999, 42999999 and 56999999)				XXX				XXX	XXX								
58999999. Total Protected Cells (Sum of 13999999, 27999999, 41999999 and 55999999)				XXX				XXX	XXX								
99999999 Totals				XXX				XXX	XXX								

SCHEDULE F - PART 3 (Continued)

(Total Provision for Reinsurance)

[illegible]

ANNUAL STATEMENT FOR THE YEAR 2024 OF THE PROGRESSIVE CHOICE INSURANCE COMPANY

SCHEDULE F - PART 4

Issuing or Confirming Banks for Letters of Credit from Schedule F, Part 3 (\$000 Omitted)

1 Issuing or Confirming Bank Reference Number Used in Col. 23 of Sch F Part 3	2 Letters of Credit Code	3 American Bankers Association (ABA) Routing Number	4 Issuing or Confirming Bank Name	5 Letters of Credit Amount
			NONE	
Total				

ANNUAL STATEMENT FOR THE YEAR 2024 OF THE PROGRESSIVE CHOICE INSURANCE COMPANY

SCHEDULE F - PART 5

Interrogatories for Schedule F, Part 3 (000 Omitted)

A. Report the five largest provisional commission rates included in the cedant's reinsurance treaties. The commission rate to be reported is by contract with ceded premium in excess of \$50,000:

	1	2	3
	Name of Reinsurer	Commission Rate	Ceded Premium
1.	0.000
2.	0.000
3.	0.000
4.	0.000
5.	0.000

B. Report the five largest reinsurance recoverables reported in Schedule F, Part 3, Column 15, due from any one reinsurer (based on the total recoverables, Schedule F, Part 3,Line 9999999, Column 15), the amount of ceded premium, and indicate whether the recoverables are due from an affiliated insurer.

	1	2	3	4
	Name of Reinsurer	Total Recoverables	Ceded Premiums	Affiliated
6.	PROGRESSIVE DIRECT INSURANCE COMPANY	186,897	293,904	Yes [X] No []
7.	Yes [] No []
8.	Yes [] No []
9.	Yes [] No []
10.	Yes [] No []

NOTE: Disclosure of the five largest provisional commission rates should exclude mandatory pools and joint underwriting associations.

SCHEDULE F - PART 6

Restatement of Balance Sheet to Identify Net Credit for Reinsurance

	1 As Reported (Net of Ceded)	2 Restatement Adjustments	3 Restated (Gross of Ceded)
ASSETS (Page 2, Col. 3)			
1. Cash and invested assets (Line 12)	56,547,943		56,547,943
2. Premiums and considerations (Line 15)	66,725,086		66,725,086
3. Reinsurance recoverable on loss and loss adjustment expense payments (Line 16.1)	1,728,549	(1,728,549)	
4. Funds held by or deposited with reinsured companies (Line 16.2)			
5. Other assets	30,343,062		30,343,062
6. Net amount recoverable from reinsurers		177,054,384	177,054,384
7. Protected cell assets (Line 27)			
8. Totals (Line 28)	155,344,640	175,325,835	330,670,475
LIABILITIES (Page 3)			
9. Losses and loss adjustment expenses (Lines 1 through 3)	49,979,544	98,314,000	148,293,544
10. Taxes, expenses, and other obligations (Lines 4 through 8)	2,295,634		2,295,634
11. Unearned premiums (Line 9)	36,846,066	86,854,000	123,700,066
12. Advance premiums (Line 10)	1,035,143		1,035,143
13. Dividends declared and unpaid (Line 11.1 and 11.2)			
14. Ceded reinsurance premiums payable (net of ceding commissions (Line 12)	9,842,165	(9,842,165)	
15. Funds held by company under reinsurance treaties (Line 13)			
16. Amounts withheld or retained by company for account of others (Line 14)			
17. Provision for reinsurance (Line 16)			
18. Other liabilities	6,867,586		6,867,586
19. Total liabilities excluding protected cell business (Line 26)	106,866,138	175,325,835	282,191,973
20. Protected cell liabilities (Line 27)			
21. Surplus as regards policyholders (Line 37)	48,478,502	XXX	48,478,502
22. Totals (Line 38)	155,344,640	175,325,835	330,670,475

NOTE: Is the restatement of this exhibit the result of grossing up balances ceded to affiliates under 100 percent reinsurance or pooling arrangements?

Yes [X] No []

If yes, give full explanation: SEE NOTES TO FINANCIAL STATEMENTS #26

Schedule H - Part 1 - Analysis of Underwriting Operations

N O N E

Schedule H - Part 2 - Reserves and Liabilities

N O N E

Schedule H - Part 3 - Test of Prior Year's Claim Reserves and Liabilities

N O N E

Schedule H - Part 4 - Reinsurance

N O N E

Schedule H - Part 5 - Health Claims

N O N E

ANNUAL STATEMENT FOR THE YEAR 2024 OF THE PROGRESSIVE CHOICE INSURANCE COMPANY

SCHEDULE P - PART 1A - HOMEOWNERS/FARMOWNERS

(\$000 OMITTED)

Years in Which Premiums Were Earned and Losses Were Incurred	Premiums Earned			Loss and Loss Expense Payments								12
	1 Direct and Assumed	2 Ceded	3 Net (1 - 2)	Loss Payments		Defense and Cost Containment Payments		Adjusting and Other Payments		10 Salvage and Subrogation Received	11 Total Net Paid Cols (4 - 5 + 6 - 7 + 8 - 9)	Number of Claims Reported Direct and Assumed
				4	5	6	7	8	9			
				Direct and Assumed	Ceded	Direct and Assumed	Ceded	Direct and Assumed	Ceded			
1. Prior.....XXX.....XXX.....XXX.....								XXX.....
2. 2015.....												
3. 2016.....												
4. 2017.....												
5. 2018.....												
6. 2019.....												
7. 2020.....												
8. 2021.....												
9. 2022.....												
10. 2023.....												
11. 2024.....												
12. Totals	XXX	XXX	XXX									XXX

	Losses Unpaid				Defense and Cost Containment Unpaid				Adjusting and Other Unpaid		23	24	25
	Case Basis		Bulk + IBNR		Case Basis		Bulk + IBNR						
	13	14	15	16	17	18	19	20	21	22			
	Direct and Assumed	Ceded	Direct and Assumed	Ceded	Direct and Assumed	Ceded	Direct and Assumed	Ceded	Direct and Assumed	Ceded			
1. Prior.....													
2. 2015.....													
3. 2016.....													
4. 2017.....													
5. 2018.....													
6. 2019.....													
7. 2020.....													
8. 2021.....													
9. 2022.....													
10. 2023.....													
11. 2024.....													
12. Totals													

	Total Losses and Loss Expenses Incurred			Loss and Loss Expense Percentage (Incurred /Premiums Earned)			Nontabular Discount		34 Inter-Company Pooling Participation Percentage	Net Balance Sheet Reserves After Discount	
	26	27	28	29	30	31	32	33		35	36
	Direct and Assumed	Ceded	Net	Direct and Assumed	Ceded	Net	Loss	Loss Expense		Losses Unpaid	Loss Expenses Unpaid
1. Prior.....	XXX.....	XXX.....	XXX.....	XXX.....	XXX.....	XXX.....			XXX.....		
2. 2015.....									0.5		
3. 2016.....									0.5		
4. 2017.....									0.5		
5. 2018.....									0.5		
6. 2019.....									0.5		
7. 2020.....									0.5		
8. 2021.....									0.5		
9. 2022.....									0.5		
10. 2023.....									0.5		
11. 2024.....									0.5		
12. Totals	XXX	XXX	XXX	XXX	XXX	XXX			XXX		

ANNUAL STATEMENT FOR THE YEAR 2024 OF THE PROGRESSIVE CHOICE INSURANCE COMPANY

SCHEDULE P - PART 1B - PRIVATE PASSENGER AUTO LIABILITY/MEDICAL

(\$000 OMITTED)

Years in Which Premiums Were Earned and Losses Were Incurred	Premiums Earned			Loss and Loss Expense Payments								12
	1 Direct and Assumed	2 Ceded	3 Net (1 - 2)	Loss Payments		Defense and Cost Containment Payments		Adjusting and Other Payments		10 Salvage and Subrogation Received	11 Total Net Paid Cols (4 - 5 + 6 - 7 + 8 - 9)	Number of Claims Reported Direct and Assumed
				4 Direct and Assumed	5 Ceded	6 Direct and Assumed	7 Ceded	8 Direct and Assumed	9 Ceded			
1. Prior.....	XXX.....	XXX.....	XXX.....	59.....	50.....	5.....		5.....		4.....	20.....	XXX.....
2. 2015.....	22,706.....	589.....	22,117.....	13,909.....	282.....	637.....	1.....	2,082.....		374.....	16,345.....	4,258.....
3. 2016.....	26,029.....	627.....	25,401.....	16,116.....	384.....	722.....		2,450.....		413.....	18,903.....	4,876.....
4. 2017.....	29,929.....	766.....	29,164.....	17,632.....	479.....	817.....	4.....	2,676.....		451.....	20,642.....	5,147.....
5. 2018.....	36,367.....	890.....	35,477.....	20,975.....	576.....	912.....	2.....	2,993.....		548.....	24,302.....	5,895.....
6. 2019.....	42,533.....	1,096.....	41,437.....	23,630.....	403.....	1,017.....	1.....	3,374.....		613.....	27,617.....	6,557.....
7. 2020.....	46,831.....	1,164.....	45,667.....	21,364.....	480.....	865.....	1.....	3,112.....		591.....	24,861.....	5,636.....
8. 2021.....	50,764.....	828.....	49,936.....	28,490.....	514.....	985.....	1.....	3,487.....		737.....	32,448.....	7,120.....
9. 2022.....	53,239.....	878.....	52,361.....	28,799.....	512.....	772.....	1.....	3,492.....		647.....	32,551.....	6,596.....
10. 2023.....	63,088.....	1,109.....	61,980.....	29,117.....	542.....	458.....	2.....	3,860.....		665.....	32,891.....	7,360.....
11. 2024.....	78,010.....	1,369.....	76,640.....	18,428.....	359.....	87.....		3,736.....		442.....	21,893.....	8,084.....
12. Totals.....	XXX.....	XXX.....	XXX.....	218,519.....	4,579.....	7,278.....	12.....	31,266.....		5,486.....	252,471.....	xxx.....

	Losses Unpaid				Defense and Cost Containment Unpaid				Adjusting and Other Unpaid		23	24	25
	Case Basis		Bulk + IBNR		Case Basis		Bulk + IBNR						
	13	14	15	16	17	18	19	20	21	22			
	Direct and Assumed	Ceded	Direct and Assumed	Ceded	Direct and Assumed	Ceded	Direct and Assumed	Ceded	Direct and Assumed	Ceded			
1. Prior.....	677	661			11				17			45	1
2. 2015.....	71	66			3				4			13	
3. 2016.....	158	136	126	125	6				8			36	1
4. 2017.....	197	165	580	580	10				12			54	2
5. 2018.....	260	185	734	734	20				23			119	5
6. 2019.....	195	63	727	727	32				29			194	10
7. 2020.....	410	157	550	550	57				48			358	16
8. 2021.....	876	99	896	474	160		156		163		149	1,678	40
9. 2022.....	2,311	159	1,024	455	441		172		260		123	3,594	100
10. 2023.....	6,835	228	2,157	452	929		338		582		249	10,162	312
11. 2024.....	18,768	359	9,168	985	1,317		641		1,721		664	30,271	1,722
12. Totals.....	30,759	2,277	15,962	5,081	2,987		1,308		2,867		1,185	46,523	2,210

	Total Losses and Loss Expenses Incurred			Loss and Loss Expense Percentage (Incurred /Premiums Earned)			Nontabular Discount		34	Net Balance Sheet Reserves After Discount	
	26	27	28	29	30	31	32	33	Inter- Company Pooling Participation Percentage	35	36
	Direct and Assumed	Ceded	Net	Direct and Assumed	Ceded	Net	Loss	Loss Expense		Losses Unpaid	Loss Expenses Unpaid
1. Prior.....	XXX.....	XXX.....	XXX.....	XXX.....	XXX.....	XXX.....			XXX.....	16.....	29.....
2. 2015.....	16,707.....	349.....	16,358.....	73.6.....	59.2.....	74.0.....			0.5.....	5.....	7.....
3. 2016.....	19,585.....	646.....	18,938.....	75.2.....	103.0.....	74.6.....			0.5.....	22.....	14.....
4. 2017.....	21,923.....	1,227.....	20,696.....	73.2.....	160.2.....	71.0.....			0.5.....	33.....	22.....
5. 2018.....	25,917.....	1,496.....	24,421.....	71.3.....	168.0.....	68.8.....			0.5.....	76.....	43.....
6. 2019.....	29,004.....	1,193.....	27,811.....	68.2.....	108.9.....	67.1.....			0.5.....	132.....	62.....
7. 2020.....	26,406.....	1,188.....	25,218.....	56.4.....	102.0.....	55.2.....			0.5.....	253.....	105.....
8. 2021.....	35,213.....	1,087.....	34,126.....	69.4.....	131.3.....	68.3.....			0.5.....	1,199.....	479.....
9. 2022.....	37,272.....	1,126.....	36,145.....	70.0.....	128.3.....	69.0.....			0.5.....	2,721.....	873.....
10. 2023.....	44,277.....	1,224.....	43,053.....	70.2.....	110.4.....	69.5.....			0.5.....	8,313.....	1,849.....
11. 2024.....	53,866.....	1,702.....	52,164.....	69.1.....	124.3.....	68.1.....			0.5.....	26,592.....	3,679.....
12. Totals.....	XXX.....	XXX.....	XXX.....	XXX.....	XXX.....	XXX.....			XXX.....	39,362.....	7,161.....

ANNUAL STATEMENT FOR THE YEAR 2024 OF THE PROGRESSIVE CHOICE INSURANCE COMPANY

SCHEDULE P - PART 1C - COMMERCIAL AUTO/TRUCK LIABILITY/MEDICAL

(\$000 OMITTED)

Years in Which Premiums Were Earned and Losses Were Incurred	Premiums Earned			Loss and Loss Expense Payments								12
	1 Direct and Assumed	2 Ceded	3 Net (1 - 2)	Loss Payments		Defense and Cost Containment Payments		Adjusting and Other Payments		10 Salvage and Subrogation Received	11 Total Net Paid Cols (4 - 5 + 6 - 7 + 8 - 9)	Number of Claims Reported Direct and Assumed
				4 Direct and Assumed	5 Ceded	6 Direct and Assumed	7 Ceded	8 Direct and Assumed	9 Ceded			
1. Prior.....	XXX.....	XXX.....	XXX.....									XXX.....
2. 2015.....	167.....		167.....	77.....		9.....		7.....		1.....	93.....	9.....
3. 2016.....	193.....		193.....	163.....		13.....		11.....		1.....	186.....	11.....
4. 2017.....	210.....		210.....	122.....		14.....		12.....		1.....	148.....	11.....
5. 2018.....	245.....		245.....	195.....	2.....	15.....		13.....		1.....	221.....	12.....
6. 2019.....	276.....		276.....	191.....		13.....		13.....		1.....	216.....	12.....
7. 2020.....	229.....		228.....	115.....		8.....		9.....		1.....	133.....	9.....
8. 2021.....	240.....		239.....	134.....		11.....		11.....		1.....	156.....	9.....
9. 2022.....	296.....	1.....	296.....	169.....		13.....		14.....		2.....	196.....	12.....
10. 2023.....	375.....		375.....	107.....		6.....		14.....		2.....	128.....	12.....
11. 2024.....	460.....		460.....	35.....		1.....		10.....		1.....	45.....	10.....
12. Totals	XXX	XXX	XXX	1,308	2	102		114		10	1,522	XXX

	Losses Unpaid				Defense and Cost Containment Unpaid				Adjusting and Other Unpaid		23	24	25
	Case Basis		Bulk + IBNR		Case Basis		Bulk + IBNR						
	13	14	15	16	17	18	19	20	21	22			
	Direct and Assumed	Ceded	Direct and Assumed	Ceded	Direct and Assumed	Ceded	Direct and Assumed	Ceded	Direct and Assumed	Ceded			
1. Prior.....													
2. 2015.....													
3. 2016.....													
4. 2017.....	2											2	
5. 2018.....	1											1	
6. 2019.....													
7. 2020.....	3				1							4	
8. 2021.....	12		1		1							15	
9. 2022.....	62		4		5		1		1			73	
10. 2023.....	118		13		8		2		3			144	1
11. 2024.....	173		52		9		4		8		1	246	3
12. Totals	371		71		24		7		13		1	486	4

	Total Losses and Loss Expenses Incurred			Loss and Loss Expense Percentage (Incurred /Premiums Earned)			Nontabular Discount		34 Inter-Company Pooling Participation Percentage	Net Balance Sheet Reserves After Discount	
	26	27	28	29	30	31	32	33		35	36
	Direct and Assumed	Ceded	Net	Direct and Assumed	Ceded	Net	Loss	Loss Expense		Losses Unpaid	Loss Expenses Unpaid

1. Prior.....	XXX.....	XXX.....	XXX.....	XXX.....	XXX.....	XXX.....	XXX.....
2. 2015.....	93.....	93.....	55.9.....	55.9.....	0.5.....
3. 2016.....	186.....	186.....	96.3.....	96.4.....	0.5.....
4. 2017.....	150.....	150.....	71.5.....	71.6.....	0.5.....	2.....
5. 2018.....	225.....	2.....	222.....	91.7.....	739.8.....	90.9.....	0.5.....	1.....
6. 2019.....	217.....	217.....	78.4.....	78.5.....	0.5.....
7. 2020.....	137.....	137.....	59.8.....	59.8.....	0.5.....	3.....	1.....
8. 2021.....	172.....	172.....	71.6.....	71.7.....	0.5.....	13.....	2.....
9. 2022.....	268.....	268.....	90.6.....	90.8.....	0.5.....	66.....	7.....
10. 2023.....	271.....	271.....	72.3.....	72.4.....	0.5.....	131.....	13.....
11. 2024.....	291.....	291.....	63.3.....	63.3.....	0.5.....	225.....	22.....
12. Totals	XXX	XXX	XXX	XXX	XXX	XXX			XXX	442	44

SCHEDULE P - PART 1D - WORKERS' COMPENSATION
(EXCLUDING EXCESS WORKERS' COMPENSATION)

(\$000 OMITTED)

Years in Which Premiums Were Earned and Losses Were Incurred	Premiums Earned			Loss and Loss Expense Payments								12
	1	2	3	Loss Payments		Defense and Cost Containment Payments		Adjusting and Other Payments		10	11	Number of Claims Reported Direct and Assumed
				4	5	6	7	8	9			
				Direct and Assumed	Ceded	Net (1 - 2)	Direct and Assumed	Ceded	Direct and Assumed			
1. Prior.....	XXX	XXX	XXX									XXX
2. 2015.....												
3. 2016.....												
4. 2017.....												
5. 2018.....												
6. 2019.....												
7. 2020.....												
8. 2021.....												
9. 2022.....												
10. 2023.....												
11. 2024.....												
12. Totals	XXX	XXX	XXX									XXX

	Losses Unpaid				Defense and Cost Containment Unpaid				Adjusting and Other Unpaid		23 Salvage and Subrogation Anticipated	24 Total Net Losses and Expenses Unpaid	25 Number of Claims Outstanding Direct and Assumed
	Case Basis		Bulk + IBNR		Case Basis		Bulk + IBNR						
	13	14	15	16	17	18	19	20	21	22			
	Direct and Assumed	Ceded	Direct and Assumed	Ceded	Direct and Assumed	Ceded	Direct and Assumed	Ceded	Direct and Assumed	Ceded			
1. Prior.....													
2. 2015.....													
3. 2016.....													
4. 2017.....													
5. 2018.....													
6. 2019.....													
7. 2020.....													
8. 2021.....													
9. 2022.....													
10. 2023.....													
11. 2024.....													
12. Totals													

	Total Losses and Loss Expenses Incurred			Loss and Loss Expense Percentage (Incurred /Premiums Earned)			Nontabular Discount		34 Inter-Company Pooling Participation Percentage	Net Balance Sheet Reserves After Discount	
	26	27	28	29	30	31	32	33		35	36
	Direct and Assumed	Ceded	Net	Direct and Assumed	Ceded	Net	Loss	Loss Expense		Losses Unpaid	Loss Expenses Unpaid
1. Prior.....	XXX	XXX	XXX	XXX	XXX	XXX			XXX		
2. 2015.....											
3. 2016.....											
4. 2017.....											
5. 2018.....											
6. 2019.....											
7. 2020.....											
8. 2021.....											
9. 2022.....											
10. 2023.....											
11. 2024.....											
12. Totals	XXX	XXX	XXX	XXX	XXX	XXX			XXX		

ANNUAL STATEMENT FOR THE YEAR 2024 OF THE PROGRESSIVE CHOICE INSURANCE COMPANY

SCHEDULE P - PART 1E - COMMERCIAL MULTIPLE PERIL

(\$000 OMITTED)

Years in Which Premiums Were Earned and Losses Were Incurred	Premiums Earned			Loss and Loss Expense Payments								12
	1 Direct and Assumed	2 Ceded	3 Net (1 - 2)	Loss Payments		Defense and Cost Containment Payments		Adjusting and Other Payments		10 Salvage and Subrogation Received	11 Total Net Paid Cols (4 - 5 + 6 - 7 + 8 - 9)	Number of Claims Reported Direct and Assumed
				4 Direct and Assumed	5 Ceded	6 Direct and Assumed	7 Ceded	8 Direct and Assumed	9 Ceded			
1. Prior.....	XXX.....	XXX.....	XXX.....									XXX.....
2. 2015.....												
3. 2016.....												
4. 2017.....												
5. 2018.....												
6. 2019.....												
7. 2020.....												
8. 2021.....												
9. 2022.....												
10. 2023.....	3.....		3.....									
11. 2024.....	8.....		8.....									
12. Totals	XXX	XXX	XXX								1	XXX

	Losses Unpaid				Defense and Cost Containment Unpaid				Adjusting and Other Unpaid		23	24	25
	Case Basis		Bulk + IBNR		Case Basis		Bulk + IBNR						
	13	14	15	16	17	18	19	20	21	22			
	Direct and Assumed	Ceded	Direct and Assumed	Ceded	Direct and Assumed	Ceded	Direct and Assumed	Ceded	Direct and Assumed	Ceded			
1. Prior.....													
2. 2015.....													
3. 2016.....													
4. 2017.....													
5. 2018.....													
6. 2019.....													
7. 2020.....													
8. 2021.....													
9. 2022.....													
10. 2023.....													
11. 2024.....	2		3									5	
12. Totals	2		3									5	

	Total Losses and Loss Expenses Incurred			Loss and Loss Expense Percentage (Incurred /Premiums Earned)			Nontabular Discount		34 Inter-Company Pooling Participation Percentage	Net Balance Sheet Reserves After Discount	
	26	27	28	29	30	31	32	33		35	36
	Direct and Assumed	Ceded	Net	Direct and Assumed	Ceded	Net	Loss	Loss Expense		Losses Unpaid	Loss Expenses Unpaid
1. Prior.....	XXX	XXX	XXX	XXX	XXX	XXX			XXX		
2. 2015.....									0.5		
3. 2016.....									0.5		
4. 2017.....									0.5		
5. 2018.....									0.5		
6. 2019.....									0.5		
7. 2020.....									0.5		
8. 2021.....									0.5		
9. 2022.....									0.5		
10. 2023.....	1		1	27.6	(117.3)	27.6			0.5		
11. 2024.....	5		5	61.4	4.3	63.6			0.5	4	1
12. Totals	XXX	XXX	XXX	XXX	XXX	XXX			XXX	4	1

Schedule P - Part 1F - Section 1 - Medical Professional Liability - Occurrence

N O N E

Schedule P - Part 1F - Section 2 - Medical Professional Liability - Claims-Made

N O N E

Schedule P - Part 1G - Special Liability (Ocean Marine, Aircraft (all perils), Boiler and Machinery)

N O N E

ANNUAL STATEMENT FOR THE YEAR 2024 OF THE PROGRESSIVE CHOICE INSURANCE COMPANY

SCHEDULE P - PART 1H - SECTION 1 - OTHER LIABILITY - OCCURRENCE

(\$000 OMITTED)

Years in Which Premiums Were Earned and Losses Were Incurred	Premiums Earned			Loss and Loss Expense Payments								12
	1 Direct and Assumed	2 Ceded	3 Net (1 - 2)	Loss Payments		Defense and Cost Containment Payments		Adjusting and Other Payments		10 Salvage and Subrogation Received	11 Total Net Paid Cols (4 - 5 + 6 - 7 + 8 - 9)	Number of Claims Reported Direct and Assumed
				4 Direct and Assumed	5 Ceded	6 Direct and Assumed	7 Ceded	8 Direct and Assumed	9 Ceded			
1. Prior.....	XXX.....	XXX.....	XXX.....									XXX.....
2. 2015.....	133.....	2.....	131.....	39.....		1.....		4.....			45.....	7.....
3. 2016.....	139.....	2.....	136.....	58.....	3.....	4.....		6.....			66.....	8.....
4. 2017.....	146.....	3.....	143.....	57.....	1.....	2.....		9.....			68.....	9.....
5. 2018.....	158.....	4.....	154.....	49.....	2.....	3.....		7.....	1.....		57.....	10.....
6. 2019.....	176.....	4.....	172.....	72.....		4.....		7.....			83.....	10.....
7. 2020.....	195.....	2.....	193.....	81.....	1.....	5.....		9.....	1.....		95.....	16.....
8. 2021.....	226.....		226.....	79.....		8.....		8.....			94.....	13.....
9. 2022.....	246.....		246.....	118.....		4.....		13.....	1.....		135.....	19.....
10. 2023.....	270.....		270.....	80.....		1.....		9.....			90.....	13.....
11. 2024.....	298.....		297.....	72.....		1.....		12.....			84.....	18.....
12. Totals	XXX	XXX	XXX	705	7	32		85		4	815	XXX

	Losses Unpaid				Defense and Cost Containment Unpaid				Adjusting and Other Unpaid		23	24	25
	Case Basis		Bulk + IBNR		Case Basis		Bulk + IBNR						
	13	14	15	16	17	18	19	20	21	22			
	Direct and Assumed	Ceded	Direct and Assumed	Ceded	Direct and Assumed	Ceded	Direct and Assumed	Ceded	Direct and Assumed	Ceded			
1. Prior.....													
2. 2015.....													
3. 2016.....													
4. 2017.....													
5. 2018.....	1											1	
6. 2019.....	2											2	
7. 2020.....	1											1	
8. 2021.....	3		1		1							5	
9. 2022.....	14		3		4				1			21	
10. 2023.....	14		6		3		1		1			25	
11. 2024.....	41		19		6		2		8			75	2
12. Totals	75		29		13		3		10		1	130	3

	Total Losses and Loss Expenses Incurred			Loss and Loss Expense Percentage (Incurred /Premiums Earned)			Nontabular Discount		34 Inter-Company Pooling Participation Percentage	Net Balance Sheet Reserves After Discount	
	26	27	28	29	30	31	32	33		35	36
	Direct and Assumed	Ceded	Net	Direct and Assumed	Ceded	Net	Loss	Loss Expense		Losses Unpaid	Loss Expenses Unpaid

1. Prior.....	XXX.....	XXX.....	XXX.....	XXX.....	XXX.....	XXX.....	XXX.....
2. 2015.....	45.....	45.....	33.8.....	34.3.....	0.5.....
3. 2016.....	69.....	3.....	66.....	49.5.....	126.6.....	48.1.....	0.5.....
4. 2017.....	68.....	1.....	68.....	46.8.....	21.4.....	47.3.....	0.5.....
5. 2018.....	59.....	2.....	57.....	37.4.....	44.6.....	37.2.....	0.5.....	1.....
6. 2019.....	85.....	85.....	48.5.....	6.1.....	49.6.....	0.5.....	2.....
7. 2020.....	97.....	1.....	95.....	49.4.....	50.3.....	49.4.....	0.5.....	1.....
8. 2021.....	99.....	99.....	43.8.....	3.3.....	43.9.....	0.5.....	4.....	1.....
9. 2022.....	156.....	156.....	63.4.....	6.6.....	63.5.....	0.5.....	17.....	5.....
10. 2023.....	115.....	115.....	42.5.....	17.6.....	42.6.....	0.5.....	21.....	5.....
11. 2024.....	159.....	159.....	53.5.....	29.5.....	53.5.....	0.5.....	60.....	15.....
12. Totals	XXX	XXX	XXX	XXX	XXX	XXX			XXX	104	26

ANNUAL STATEMENT FOR THE YEAR 2024 OF THE PROGRESSIVE CHOICE INSURANCE COMPANY

SCHEDULE P - PART 1H - SECTION 2 - OTHER LIABILITY - CLAIMS-MADE

(\$000 OMITTED)

Years in Which Premiums Were Earned and Losses Were Incurred	Premiums Earned			Loss and Loss Expense Payments								12
	1 Direct and Assumed	2 Ceded	3 Net (1 - 2)	Loss Payments		Defense and Cost Containment Payments		Adjusting and Other Payments		10 Salvage and Subrogation Received	11 Total Net Paid Cols (4 - 5 + 6 - 7 + 8 - 9)	Number of Claims Reported Direct and Assumed
				4	5	6	7	8	9			
				Direct and Assumed	Ceded	Direct and Assumed	Ceded	Direct and Assumed	Ceded			
1. Prior.....	XXX	XXX	XXX									XXX
2. 2015.....				3							3	
3. 2016.....												
4. 2017.....				6							6	
5. 2018.....				76							76	
6. 2019.....												
7. 2020.....												
8. 2021.....				10							10	
9. 2022.....												
10. 2023.....	1		1									
11. 2024.....	1		0	77							77	
12. Totals	XXX	XXX	XXX	172							172	XXX

	Losses Unpaid				Defense and Cost Containment Unpaid				Adjusting and Other Unpaid		23	24	25
	Case Basis		Bulk + IBNR		Case Basis		Bulk + IBNR						
	13	14	15	16	17	18	19	20	21	22			
	Direct and Assumed	Ceded	Direct and Assumed	Ceded	Direct and Assumed	Ceded	Direct and Assumed	Ceded	Direct and Assumed	Ceded			
1. Prior.....													
2. 2015.....													
3. 2016.....													
4. 2017.....													
5. 2018.....													
6. 2019.....													
7. 2020.....													
8. 2021.....													
9. 2022.....													
10. 2023.....													
11. 2024.....			22									22	
12. Totals			22									22	

	Total Losses and Loss Expenses Incurred			Loss and Loss Expense Percentage (Incurred /Premiums Earned)			Nontabular Discount		34 Inter-Company Pooling Participation Percentage	Net Balance Sheet Reserves After Discount	
	26	27	28	29	30	31	32	33		35	36
	Direct and Assumed	Ceded	Net	Direct and Assumed	Ceded	Net	Loss	Loss Expense		Losses Unpaid	Loss Expenses Unpaid
1. Prior.....	XXX	XXX	XXX	XXX	XXX	XXX			XXX		
2. 2015.....	3		3	11,152.9		11,152.9			0.5		
3. 2016.....									0.5		
4. 2017.....	6		6	25,268.8		25,268.8			0.5		
5. 2018.....	76		76	302,876.4		302,876.4			0.5		
6. 2019.....									0.5		
7. 2020.....				849.3		849.3			0.5		
8. 2021.....	10		10	2,210.5		2,210.5			0.5		
9. 2022.....				22.0		22.0			0.5		
10. 2023.....				25.8	0.0	27.8			0.5		
11. 2024.....	100		100	14,911.7	23.0	19,906.5			0.5	22	
12. Totals	XXX	XXX	XXX	XXX	XXX	XXX			XXX	22	

ANNUAL STATEMENT FOR THE YEAR 2024 OF THE PROGRESSIVE CHOICE INSURANCE COMPANY

SCHEDULE P - PART 11 - SPECIAL PROPERTY (FIRE, ALLIED LINES, INLAND MARINE, EARTHQUAKE, BURGLARY AND THEFT)

(\$000 OMITTED)

Years in Which Premiums Were Earned and Losses Were Incurred	Premiums Earned			Loss and Loss Expense Payments								12
	1	2	3	Loss Payments		Defense and Cost Containment Payments		Adjusting and Other Payments		10	11	Number of Claims Reported Direct and Assumed
	Direct and Assumed	Ceded	Net (1 - 2)	4	5	6	7	8	9	Salvage and Subrogation Received	Total Net Paid Cols (4 - 5 + 6 - 7 + 8 - 9)	
1. Prior.....	XXX.....	XXX.....	XXX.....									XXX.....
2. 2015.....	362.....		362.....	159.....		1.....		33.....		14.....	193.....	XXX.....
3. 2016.....	395.....		395.....	191.....		1.....		38.....		22.....	230.....	XXX.....
4. 2017.....	428.....		428.....	251.....		1.....		50.....		27.....	303.....	XXX.....
5. 2018.....	474.....		474.....	266.....		1.....		50.....		32.....	316.....	XXX.....
6. 2019.....	534.....		534.....	225.....		1.....		50.....		24.....	277.....	XXX.....
7. 2020.....	603.....		603.....	344.....		1.....		72.....		54.....	417.....	XXX.....
8. 2021.....	719.....		719.....	303.....		2.....		73.....		42.....	378.....	XXX.....
9. 2022.....	810.....		810.....	505.....		2.....		85.....		72.....	592.....	XXX.....
10. 2023.....	917.....		917.....	412.....		1.....		90.....		39.....	503.....	XXX.....
11. 2024.....	1,036.....		1,036.....	488.....		1.....		100.....		32.....	589.....	XXX.....
12. Totals.....	XXX.....	XXX.....	XXX.....	3,144.....		13.....		641.....		358.....	3,798.....	XXX.....

	Losses Unpaid				Defense and Cost Containment Unpaid				Adjusting and Other Unpaid		23	24	25
	Case Basis		Bulk + IBNR		Case Basis		Bulk + IBNR				Salvage and Subrogation Anticipated	Total Net Losses and Expenses Unpaid	Number of Claims Outstanding Direct and Assumed
	13	14	15	16	17	18	19	20	21	22			
	Direct and Assumed	Ceded	Direct and Assumed	Ceded	Direct and Assumed	Ceded	Direct and Assumed	Ceded	Direct and Assumed	Ceded			
1. Prior.....
2. 2015.....
3. 2016.....
4. 2017.....
5. 2018.....
6. 2019.....
7. 2020.....
8. 2021.....	1.....
9. 2022.....	1.....	2.....	1.....
10. 2023.....	2.....	1.....	5.....	3.....
11. 2024.....	37.....	31.....	2.....	1.....	10.....	38.....	81.....	3.....
12. Totals.....	40.....	31.....	2.....	2.....	10.....	46.....	85.....	4.....

	Total Losses and Loss Expenses Incurred			Loss and Loss Expense Percentage (Incurred /Premiums Earned)			Nontabular Discount		34	Net Balance Sheet Reserves After Discount	
	26	27	28	29	30	31	32	33	Inter-Company Pooling Participation Percentage	35	36
	Direct and Assumed	Ceded	Net	Direct and Assumed	Ceded	Net	Loss	Loss Expense		Losses Unpaid	Loss Expenses Unpaid
1. Prior.....	XXX.....	XXX.....	XXX.....	XXX.....	XXX.....	XXX.....	XXX.....
2. 2015.....	193.....	193.....	53.4.....	53.4.....
3. 2016.....	230.....	230.....	58.1.....	58.1.....
4. 2017.....	303.....	303.....	70.8.....	70.8.....
5. 2018.....	316.....	316.....	66.7.....	66.7.....
6. 2019.....	277.....	277.....	51.8.....	51.8.....
7. 2020.....	417.....	417.....	69.2.....	69.2.....
8. 2021.....	378.....	378.....	52.6.....	52.6.....
9. 2022.....	594.....	594.....	73.3.....	73.3.....	1.....
10. 2023.....	506.....	506.....	55.2.....	55.2.....	2.....	1.....
11. 2024.....	670.....	670.....	64.6.....	64.6.....	68.....	13.....
12. Totals.....	XXX.....	XXX.....	XXX.....	XXX.....	XXX.....	XXX.....	XXX.....	71.....	14.....

ANNUAL STATEMENT FOR THE YEAR 2024 OF THE PROGRESSIVE CHOICE INSURANCE COMPANY

SCHEDULE P - PART 1J - AUTO PHYSICAL DAMAGE

(\$000 OMITTED)

Years in Which Premiums Were Earned and Losses Were Incurred	Premiums Earned			Loss and Loss Expense Payments							12	
	1 Direct and Assumed	2 Ceded	3 Net (1 - 2)	Loss Payments		Defense and Cost Containment Payments		Adjusting and Other Payments		10 Salvage and Subrogation Received	11 Total Net Paid Cols (4 - 5 + 6 - 7 + 8 - 9)	Number of Claims Reported Direct and Assumed
				4 Direct and Assumed	5 Ceded	6 Direct and Assumed	7 Ceded	8 Direct and Assumed	9 Ceded			
1. Prior.....	XXX.....	XXX.....	XXX.....	(2)						4	(2)	XXX.....
2. 2015.....	11,582.....		11,582.....	8,358.....		41.....		1,127.....		2,105.....	9,526.....	1.....
3. 2016.....	13,532.....		13,532.....	9,900.....		38.....		1,301.....		2,470.....	11,240.....	1.....
4. 2017.....	15,604.....	48.....	15,556.....	10,900.....	34.....	41.....	3.....	1,472.....		2,793.....	12,375.....	4.....
5. 2018.....	18,694.....		18,694.....	13,015.....		40.....		1,635.....		3,566.....	14,690.....	8.....
6. 2019.....	21,978.....		21,978.....	15,102.....		63.....		1,847.....		4,162.....	17,012.....	22.....
7. 2020.....	23,968.....		23,968.....	15,239.....		61.....		1,974.....		4,544.....	17,274.....	11,928.....
8. 2021.....	26,321.....		26,321.....	22,557.....		67.....		2,666.....		7,235.....	25,289.....	14,960.....
9. 2022.....	30,203.....		30,203.....	27,387.....		68.....		3,088.....		7,335.....	30,543.....	15,134.....
10. 2023.....	39,047.....		39,047.....	30,390.....		46.....		3,536.....		7,906.....	33,971.....	16,253.....
11. 2024.....	50,088.....		50,088.....	30,842.....		12.....		3,698.....		5,657.....	34,552.....	16,700.....
12. Totals.....	XXX.....	XXX.....	XXX.....	183,689.....	34.....	476.....	3.....	22,343.....		47,777.....	206,470.....	xxx.....

	Losses Unpaid				Defense and Cost Containment Unpaid				Adjusting and Other Unpaid		23	24	25
	Case Basis		Bulk + IBNR		Case Basis		Bulk + IBNR						
	13	14	15	16	17	18	19	20	21	22			
	Direct and Assumed	Ceded	Direct and Assumed	Ceded	Direct and Assumed	Ceded	Direct and Assumed	Ceded	Direct and Assumed	Ceded			
1. Prior.....													
2. 2015.....													
3. 2016.....													
4. 2017.....													
5. 2018.....	1											1	
6. 2019.....	3				2							5	1
7. 2020.....	2				2							5	1
8. 2021.....	6		11		7				1		125	25	1
9. 2022.....	21		100		20				2		111	143	4
10. 2023.....	42		(126)		33		1		26		338	(25)	9
11. 2024	3,082		(1,553)		86		42		359		3,855	2,015	790
12. Totals	3,156		(1,568)		150		43		388		4,429	2,169	806

	Total Losses and Loss Expenses Incurred			Loss and Loss Expense Percentage (Incurred /Premiums Earned)			Nontabular Discount		34 Inter-Company Pooling Participation Percentage	Net Balance Sheet Reserves After Discount	
	26	27	28	29	30	31	32	33		35	36
	Direct and Assumed	Ceded	Net	Direct and Assumed	Ceded	Net	Loss	Loss Expense		Losses Unpaid	Loss Expenses Unpaid
1. Prior.....	XXX.....	XXX.....	XXX.....	XXX.....	XXX.....	XXX.....			XXX.....		
2. 2015.....	9,526.....		9,526.....	82.2.....		82.2.....					
3. 2016.....	11,240.....		11,240.....	83.1.....	(5.3).....	83.1.....					
4. 2017.....	12,412.....	37.....	12,376.....	79.5.....	76.7.....	79.6.....					
5. 2018.....	14,691.....		14,691.....	78.6.....		78.6.....				1.....	
6. 2019.....	17,017.....		17,017.....	77.4.....		77.4.....				3.....	3.....
7. 2020.....	17,279.....		17,279.....	72.1.....		72.1.....				2.....	3.....
8. 2021.....	25,314.....		25,314.....	96.2.....		96.2.....				17.....	8.....
9. 2022.....	30,686.....		30,686.....	101.6.....		101.6.....				121.....	22.....
10. 2023.....	33,946.....		33,946.....	86.9.....		86.9.....				(84).....	59.....
11. 2024.....	36,567.....		36,567.....	73.0.....		73.0.....				1,529.....	486.....
12. Totals.....	XXX.....	XXX.....	XXX.....	XXX.....	XXX.....	XXX.....			XXX.....	1,588.....	581.....

Schedule P - Part 1K - Fidelity/Surety

N O N E

Schedule P - Part 1L - Other (Including Credit, Accident and Health)

N O N E

Schedule P - Part 1M - International

N O N E

Schedule P - Part 1N - Reinsurance - Nonproportional Assumed Property

N O N E

Schedule P - Part 1O - Reinsurance - Nonproportional Assumed Liability

N O N E

Schedule P - Part 1P - Reinsurance - Nonproportional Assumed Financial Lines

N O N E

Schedule P - Part 1R - Section 1 - Products Liability - Occurrence

N O N E

Schedule P - Part 1R - Section 2 - Products Liability - Claims-Made

N O N E

Schedule P - Part 1S - Financial Guaranty/Mortgage Guaranty

N O N E

ANNUAL STATEMENT FOR THE YEAR 2024 OF THE PROGRESSIVE CHOICE INSURANCE COMPANY

SCHEDULE P - PART 1T - WARRANTY

(\$000 OMITTED)

Years in Which Premiums Were Earned and Losses Were Incurred	Premiums Earned			Loss and Loss Expense Payments								12
	1 Direct and Assumed	2 Ceded	3 Net (1 - 2)	Loss Payments		Defense and Cost Containment Payments		Adjusting and Other Payments		10 Salvage and Subrogation Received	11 Total Net Paid Cols (4 - 5 + 6 - 7 + 8 - 9)	Number of Claims Reported Direct and Assumed
				4	5	6	7	8	9			
				Direct and Assumed	Ceded	Direct and Assumed	Ceded	Direct and Assumed	Ceded			
1. Prior.....	XXX.....	XXX.....	XXX.....									XXX.....
2. 2015.....												
3. 2016.....												
4. 2017.....												
5. 2018.....												
6. 2019.....												
7. 2020.....												
8. 2021.....												
9. 2022.....												
10. 2023.....												
11. 2024.....	1		1									
12. Totals	XXX	XXX	XXX									XXX

	Losses Unpaid				Defense and Cost Containment Unpaid				Adjusting and Other Unpaid		23	24	25
	Case Basis		Bulk + IBNR		Case Basis		Bulk + IBNR						
	13	14	15	16	17	18	19	20	21	22			
	Direct and Assumed	Ceded	Direct and Assumed	Ceded	Direct and Assumed	Ceded	Direct and Assumed	Ceded	Direct and Assumed	Ceded			
1. Prior.....													
2. 2015.....													
3. 2016.....													
4. 2017.....													
5. 2018.....													
6. 2019.....													
7. 2020.....													
8. 2021.....													
9. 2022.....													
10. 2023.....													
11. 2024.....													
12. Totals													

	Total Losses and Loss Expenses Incurred			Loss and Loss Expense Percentage (Incurred /Premiums Earned)			Nontabular Discount		34 Inter-Company Pooling Participation Percentage	Net Balance Sheet Reserves After Discount	
	26	27	28	29	30	31	32	33		35	36
	Direct and Assumed	Ceded	Net	Direct and Assumed	Ceded	Net	Loss	Loss Expense		Losses Unpaid	Loss Expenses Unpaid
1. Prior.....	XXX	XXX	XXX	XXX	XXX	XXX			XXX		
2. 2015.....											
3. 2016.....											
4. 2017.....											
5. 2018.....											
6. 2019.....											
7. 2020.....											
8. 2021.....											
9. 2022.....											
10. 2023.....											
11. 2024.....				16.8		16.8					
12. Totals	XXX	XXX	XXX	XXX	XXX	XXX			XXX		

ANNUAL STATEMENT FOR THE YEAR 2024 OF THE PROGRESSIVE CHOICE INSURANCE COMPANY

SCHEDULE P - PART 1U - PET INSURANCE PLANS

(\$000 OMITTED)

Years in Which Premiums Were Earned and Losses Were Incurred	Premiums Earned			Loss and Loss Expense Payments								12
	1 Direct and Assumed	2 Ceded	3 Net (1 - 2)	Loss Payments		Defense and Cost Containment Payments		Adjusting and Other Payments		10 Salvage and Subrogation Received	11 Total Net Paid Cols (4 - 5 + 6 - 7 + 8 - 9)	Number of Claims Reported Direct and Assumed
				4	5	6	7	8	9			
				Direct and Assumed	Ceded	Direct and Assumed	Ceded	Direct and Assumed	Ceded			
1. Prior.....	XXX	XXX	XXX									XXX
2. 2015.....												XXX
3. 2016.....												XXX
4. 2017.....												XXX
5. 2018.....												XXX
6. 2019.....												XXX
7. 2020.....												XXX
8. 2021.....												XXX
9. 2022.....												XXX
10. 2023.....												XXX
11. 2024.....												XXX
12. Totals	XXX	XXX	XXX									XXX

	Losses Unpaid				Defense and Cost Containment Unpaid				Adjusting and Other Unpaid		23	24	25
	Case Basis		Bulk + IBNR		Case Basis		Bulk + IBNR		Adjusting and Other Unpaid				
	13	14	15	16	17	18	19	20	21	22			
	Direct and Assumed	Ceded	Direct and Assumed	Ceded	Direct and Assumed	Ceded	Direct and Assumed	Ceded	Direct and Assumed	Ceded			
1. Prior.....													
2. 2015.....													
3. 2016.....													
4. 2017.....													
5. 2018.....													
6. 2019.....													
7. 2020.....													
8. 2021.....													
9. 2022.....													
10. 2023.....													
11. 2024.....													
12. Totals													

	Total Losses and Loss Expenses Incurred			Loss and Loss Expense Percentage (Incurred /Premiums Earned)			Nontabular Discount		34 Inter-Company Pooling Participation Percentage	Net Balance Sheet Reserves After Discount	
	26	27	28	29	30	31	32	33		35	36
	Direct and Assumed	Ceded	Net	Direct and Assumed	Ceded	Net	Loss	Loss Expense		Losses Unpaid	Loss Expenses Unpaid
1. Prior.....	XXX	XXX	XXX	XXX	XXX	XXX			XXX		
2. 2015.....											
3. 2016.....											
4. 2017.....											
5. 2018.....											
6. 2019.....											
7. 2020.....											
8. 2021.....											
9. 2022.....											
10. 2023.....											
11. 2024.....											
12. Totals	XXX	XXX	XXX	XXX	XXX	XXX			XXX		

ANNUAL STATEMENT FOR THE YEAR 2024 OF THE PROGRESSIVE CHOICE INSURANCE COMPANY

SCHEDULE P - PART 2A - HOMEOWNERS/FARMOWNERS

Years in Which Losses Were Incurred	INCURRED NET LOSSES AND DEFENSE AND COST CONTAINMENT EXPENSES REPORTED AT YEAR END (\$000 OMITTED)										DEVELOPMENT	
	1 2015	2 2016	3 2017	4 2018	5 2019	6 2020	7 2021	8 2022	9 2023	10 2024	11 One Year	12 Two Year
1. Prior.....												
2. 2015.....												
3. 2016.....	XXX											
4. 2017.....	XXX	XXX										
5. 2018.....	XXX	XXX	XXX									
6. 2019.....	XXX	XXX	XXX	XXX								
7. 2020.....	XXX	XXX	XXX	XXX	XXX							
8. 2021.....	XXX	XXX	XXX	XXX	XXX	XXX						
9. 2022.....	XXX	XXX	XXX	XXX	XXX	XXX	XXX					
10. 2023.....	XXX	XXX	XXX	XXX	XXX	XXX	XXX	XXX				XXX
11. 2024	XXX	XXX	XXX	XXX	XXX	XXX	XXX	XXX	XXX		XXX	XXX
12. Totals												

SCHEDULE P - PART 2B - PRIVATE PASSENGER AUTO LIABILITY/MEDICAL

1. Prior.....	4,529	4,502	4,438	4,330	4,376	4,403	4,415	4,422	4,446	4,448	2	26
2. 2015.....	14,048	13,995	14,114	14,327	14,189	14,228	14,238	14,266	14,273	14,272	(1)	6
3. 2016.....	XXX	16,207	16,280	16,400	16,514	16,373	16,462	16,480	16,478	16,481	3	1
4. 2017.....	XXX	XXX	17,922	17,886	17,954	18,077	17,910	17,958	17,994	18,009	15	51
5. 2018.....	XXX	XXX	XXX	20,906	21,197	21,283	21,516	21,295	21,375	21,405	29	110
6. 2019.....	XXX	XXX	XXX	XXX	24,262	24,473	24,550	24,702	24,391	24,408	16	(294)
7. 2020.....	XXX	XXX	XXX	XXX	XXX	22,623	22,466	22,366	22,561	22,059	(503)	(308)
8. 2021.....	XXX	XXX	XXX	XXX	XXX	XXX	29,341	30,230	30,491	30,475	(16)	246
9. 2022.....	XXX	XXX	XXX	XXX	XXX	XXX	XXX	31,461	32,750	32,394	(356)	932
10. 2023.....	XXX	XXX	XXX	XXX	XXX	XXX	XXX	XXX	39,473	38,611	(862)	XXX
11. 2024	XXX	XXX	XXX	XXX	XXX	XXX	XXX	XXX	XXX	46,707	XXX	XXX
12. Totals											(1,673)	770

SCHEDULE P - PART 2C - COMMERCIAL AUTO/TRUCK LIABILITY/MEDICAL

1. Prior.....	62	85	85	82	93	102	105	109	109	109		
2. 2015.....	89	87	83	89	89	86	86	86	86	86		
3. 2016.....	XXX	143	153	171	178	176	176	176	176	176		
4. 2017.....	XXX	XXX	128	142	137	140	139	138	137	138		(1)
5. 2018.....	XXX	XXX	XXX	164	185	201	210	212	211	209	(3)	(3)
6. 2019.....	XXX	XXX	XXX	XXX	189	200	211	212	204	204		(9)
7. 2020.....	XXX	XXX	XXX	XXX	XXX	128	142	136	129	127	(2)	(8)
8. 2021.....	XXX	XXX	XXX	XXX	XXX	XXX	150	163	157	160	3	(3)
9. 2022.....	XXX	XXX	XXX	XXX	XXX	XXX	XXX	224	263	253	(10)	30
10. 2023.....	XXX	XXX	XXX	XXX	XXX	XXX	XXX	XXX	270	254	(16)	XXX
11. 2024	XXX	XXX	XXX	XXX	XXX	XXX	XXX	XXX	XXX	274	XXX	XXX
12. Totals											(27)	5

SCHEDULE P - PART 2D - WORKERS' COMPENSATION
(EXCLUDING EXCESS WORKERS' COMPENSATION)

1. Prior.....	10	10	10	10	2	2	2	2	2	2		
2. 2015.....												
3. 2016.....	XXX											
4. 2017.....	XXX	XXX										
5. 2018.....	XXX	XXX	XXX									
6. 2019.....	XXX	XXX	XXX	XXX								
7. 2020.....	XXX	XXX	XXX	XXX	XXX							
8. 2021.....	XXX	XXX	XXX	XXX	XXX	XXX						
9. 2022.....	XXX	XXX	XXX	XXX	XXX	XXX	XXX					
10. 2023.....	XXX	XXX	XXX	XXX	XXX	XXX	XXX	XXX				XXX
11. 2024	XXX	XXX	XXX	XXX	XXX	XXX	XXX	XXX	XXX		XXX	XXX
12. Totals												

SCHEDULE P - PART 2E - COMMERCIAL MULTIPLE PERIL

1. Prior.....												
2. 2015.....												
3. 2016.....	XXX											
4. 2017.....	XXX	XXX										
5. 2018.....	XXX	XXX	XXX									
6. 2019.....	XXX	XXX	XXX	XXX								
7. 2020.....	XXX	XXX	XXX	XXX	XXX							
8. 2021.....	XXX	XXX	XXX	XXX	XXX	XXX						
9. 2022.....	XXX	XXX	XXX	XXX	XXX	XXX	XXX					
10. 2023.....	XXX	XXX	XXX	XXX	XXX	XXX	XXX	XXX	1	1	(1)	XXX
11. 2024	XXX	XXX	XXX	XXX	XXX	XXX	XXX	XXX	XXX	5	XXX	XXX
12. Totals											(1)	

ANNUAL STATEMENT FOR THE YEAR 2024 OF THE PROGRESSIVE CHOICE INSURANCE COMPANY

SCHEDULE P - PART 2F - SECTION 1 - MEDICAL PROFESSIONAL LIABILITY - OCCURRENCE

Years in Which Losses Were Incurred	INCURRED NET LOSSES AND DEFENSE AND COST CONTAINMENT EXPENSES REPORTED AT YEAR END (\$000 OMITTED)										DEVELOPMENT	
	1 2015	2 2016	3 2017	4 2018	5 2019	6 2020	7 2021	8 2022	9 2023	10 2024	11 One Year	12 Two Year
1. Prior.....												
2. 2015.....												
3. 2016.....	XXX											
4. 2017.....	XXX	XXX										
5. 2018.....	XXX	XXX	XXX									
6. 2019.....	XXX	XXX	XXX	XXX								
7. 2020.....	XXX	XXX	XXX	XXX	XXX							
8. 2021.....	XXX	XXX	XXX	XXX	XXX	XXX						
9. 2022.....	XXX	XXX	XXX	XXX	XXX	XXX	XXX					
10. 2023.....	XXX	XXX	XXX	XXX	XXX	XXX	XXX	XXX				XXX
11. 2024.....	XXX	XXX	XXX	XXX	XXX	XXX	XXX	XXX	XXX		XXX	XXX
12. Totals												

SCHEDULE P - PART 2F - SECTION 2 - MEDICAL PROFESSIONAL LIABILITY - CLAIMS-MADE

1. Prior.....												
2. 2015.....												
3. 2016.....	XXX											
4. 2017.....	XXX	XXX										
5. 2018.....	XXX	XXX	XXX									
6. 2019.....	XXX	XXX	XXX	XXX								
7. 2020.....	XXX	XXX	XXX	XXX	XXX							
8. 2021.....	XXX	XXX	XXX	XXX	XXX	XXX						
9. 2022.....	XXX	XXX	XXX	XXX	XXX	XXX	XXX					
10. 2023.....	XXX	XXX	XXX	XXX	XXX	XXX	XXX	XXX				XXX
11. 2024.....	XXX	XXX	XXX	XXX	XXX	XXX	XXX	XXX	XXX		XXX	XXX
12. Totals												

SCHEDULE P - PART 2G - SPECIAL LIABILITY (OCEAN MARINE, AIRCRAFT (ALL PERILS),
BOILER AND MACHINERY)

1. Prior.....												
2. 2015.....												
3. 2016.....	XXX											
4. 2017.....	XXX	XXX										
5. 2018.....	XXX	XXX	XXX									
6. 2019.....	XXX	XXX	XXX	XXX								
7. 2020.....	XXX	XXX	XXX	XXX	XXX							
8. 2021.....	XXX	XXX	XXX	XXX	XXX	XXX						
9. 2022.....	XXX	XXX	XXX	XXX	XXX	XXX	XXX					
10. 2023.....	XXX	XXX	XXX	XXX	XXX	XXX	XXX	XXX				XXX
11. 2024.....	XXX	XXX	XXX	XXX	XXX	XXX	XXX	XXX	XXX		XXX	XXX
12. Totals												

SCHEDULE P - PART 2H - SECTION 1 - OTHER LIABILITY - OCCURRENCE

1. Prior.....	26	23	23	22	22	22	22	21	21	21		
2. 2015.....	43	44	41	41	40	40	40	40	40	40		
3. 2016.....	XXX	57	59	61	59	59	59	60	60	60		
4. 2017.....	XXX	XXX	57	63	60	60	60	58	58	58		
5. 2018.....	XXX	XXX	XXX	49	53	53	51	50	50	51		
6. 2019.....	XXX	XXX	XXX	XXX	80	76	79	79	78	78		(1)
7. 2020.....	XXX	XXX	XXX	XXX	XXX	87	83	80	84	86	2	6
8. 2021.....	XXX	XXX	XXX	XXX	XXX	XXX	93	88	92	91	(1)	3
9. 2022.....	XXX	XXX	XXX	XXX	XXX	XXX	XXX	128	138	142	4	14
10. 2023.....	XXX	XXX	XXX	XXX	XXX	XXX	XXX	XXX	104	105		XXX
11. 2024.....	XXX	XXX	XXX	XXX	XXX	XXX	XXX	XXX	XXX	140	XXX	XXX
12. Totals											6	22

SCHEDULE P - PART 2H - SECTION 2 - OTHER LIABILITY - CLAIMS-MADE

1. Prior.....	4	6	22	20	20	20	20	20	20	20		
2. 2015.....	3	3	3	3	3	3	3	3	3	3		
3. 2016.....	XXX											
4. 2017.....	XXX	XXX	7	6	6	6	6	6	6	6		
5. 2018.....	XXX	XXX	XXX	77	76	76	76	76	76	76		
6. 2019.....	XXX	XXX	XXX	XXX	1							
7. 2020.....	XXX	XXX	XXX	XXX	XXX	1						
8. 2021.....	XXX	XXX	XXX	XXX	XXX	XXX	14	10	10	10		
9. 2022.....	XXX	XXX	XXX	XXX	XXX	XXX	XXX	13				(13)
10. 2023.....	XXX	XXX	XXX	XXX	XXX	XXX	XXX	XXX	18		(17)	XXX
11. 2024.....	XXX	XXX	XXX	XXX	XXX	XXX	XXX	XXX	XXX	99	XXX	XXX
12. Totals											(18)	(13)

ANNUAL STATEMENT FOR THE YEAR 2024 OF THE PROGRESSIVE CHOICE INSURANCE COMPANY

SCHEDULE P - PART 2I - SPECIAL PROPERTY (FIRE, ALLIED LINES, INLAND MARINE, EARTHQUAKE, BURGLARY, AND THEFT)

Years in Which Losses Were Incurred	INCURRED NET LOSSES AND DEFENSE AND COST CONTAINMENT EXPENSES REPORTED AT YEAR END (\$000 OMITTED)										DEVELOPMENT	
	1 2015	2 2016	3 2017	4 2018	5 2019	6 2020	7 2021	8 2022	9 2023	10 2024	11 One Year	12 Two Year
1. Prior.....	1				1							
2. 2015.....	163	161	160	160	160	160	160	160	160	160		
3. 2016.....	XXX	200	195	193	193	192	192	192	192	192		
4. 2017.....	XXX	XXX	252	252	253	253	253	253	253	253		
5. 2018.....	XXX	XXX	XXX	264	269	266	267	267	267	267		
6. 2019.....	XXX	XXX	XXX	XXX	228	226	227	226	227	227		
7. 2020.....	XXX	XXX	XXX	XXX	XXX	350	347	345	345	345		
8. 2021.....	XXX	XXX	XXX	XXX	XXX	XXX	304	302	304	305	1	3
9. 2022.....	XXX	XXX	XXX	XXX	XXX	XXX	XXX	510	505	508	3	(1)
10. 2023.....	XXX	XXX	XXX	XXX	XXX	XXX	XXX	XXX	413	416	3	XXX
11. 2024.....	XXX	XXX	XXX	XXX	XXX	XXX	XXX	XXX	XXX	560	XXX	XXX
12. Totals											7	2

SCHEDULE P - PART 2J - AUTO PHYSICAL DAMAGE

1. Prior.....	(15)	(23)	(34)	(28)	120	115	109	105	104	101	(3)	(4)
2. 2015.....	8,447	8,422	8,409	8,396	8,410	8,405	8,404	8,402	8,399	8,399		(3)
3. 2016.....	XXX	10,079	9,931	9,941	9,931	9,944	9,945	9,943	9,939	9,939		(4)
4. 2017.....	XXX	XXX	10,869	10,881	10,902	10,888	10,909	10,908	10,903	10,904	1	(4)
5. 2018.....	XXX	XXX	XXX	13,080	13,039	13,046	13,033	13,062	13,058	13,056	(2)	(6)
6. 2019.....	XXX	XXX	XXX	XXX	15,237	15,083	15,132	15,126	15,165	15,170	5	44
7. 2020.....	XXX	XXX	XXX	XXX	XXX	15,273	15,224	15,274	15,261	15,305	44	30
8. 2021.....	XXX	XXX	XXX	XXX	XXX	XXX	23,328	22,638	22,663	22,647	(15)	9
9. 2022.....	XXX	XXX	XXX	XXX	XXX	XXX	XXX	26,879	27,416	27,596	180	716
10. 2023.....	XXX	XXX	XXX	XXX	XXX	XXX	XXX	XXX	29,926	30,385	459	XXX
11. 2024.....	XXX	XXX	XXX	XXX	XXX	XXX	XXX	XXX	XXX	32,511	XXX	XXX
12. Totals											668	778

SCHEDULE P - PART 2K - FIDELITY/SURETY

1. Prior.....												
2. 2015.....												
3. 2016.....	XXX											
4. 2017.....	XXX	XXX										
5. 2018.....	XXX	XXX	XXX									
6. 2019.....	XXX	XXX	XXX	XXX	XXX	XXX	XXX	XXX	XXX	XXX	XXX	XXX
7. 2020.....	XXX	XXX	XXX	XXX	XXX	XXX	XXX	XXX	XXX	XXX	XXX	XXX
8. 2021.....	XXX	XXX	XXX	XXX	XXX	XXX	XXX	XXX	XXX	XXX	XXX	XXX
9. 2022.....	XXX	XXX	XXX	XXX	XXX	XXX	XXX	XXX	XXX	XXX	XXX	XXX
10. 2023.....	XXX	XXX	XXX	XXX	XXX	XXX	XXX	XXX	XXX	XXX	XXX	XXX
11. 2024.....	XXX	XXX	XXX	XXX	XXX	XXX	XXX	XXX	XXX	XXX	XXX	XXX
12. Totals												

SCHEDULE P - PART 2L - OTHER (INCLUDING CREDIT, ACCIDENT AND HEALTH)

1. Prior.....												
2. 2015.....												
3. 2016.....	XXX											
4. 2017.....	XXX	XXX										
5. 2018.....	XXX	XXX	XXX									
6. 2019.....	XXX	XXX	XXX	XXX	XXX	XXX	XXX	XXX	XXX	XXX	XXX	XXX
7. 2020.....	XXX	XXX	XXX	XXX	XXX	XXX	XXX	XXX	XXX	XXX	XXX	XXX
8. 2021.....	XXX	XXX	XXX	XXX	XXX	XXX	XXX	XXX	XXX	XXX	XXX	XXX
9. 2022.....	XXX	XXX	XXX	XXX	XXX	XXX	XXX	XXX	XXX	XXX	XXX	XXX
10. 2023.....	XXX	XXX	XXX	XXX	XXX	XXX	XXX	XXX	XXX	XXX	XXX	XXX
11. 2024.....	XXX	XXX	XXX	XXX	XXX	XXX	XXX	XXX	XXX	XXX	XXX	XXX
12. Totals												

SCHEDULE P - PART 2M - INTERNATIONAL

1. Prior.....												
2. 2015.....												
3. 2016.....	XXX											
4. 2017.....	XXX	XXX										
5. 2018.....	XXX	XXX	XXX									
6. 2019.....	XXX	XXX	XXX	XXX	XXX	XXX	XXX	XXX	XXX	XXX	XXX	XXX
7. 2020.....	XXX	XXX	XXX	XXX	XXX	XXX	XXX	XXX	XXX	XXX	XXX	XXX
8. 2021.....	XXX	XXX	XXX	XXX	XXX	XXX	XXX	XXX	XXX	XXX	XXX	XXX
9. 2022.....	XXX	XXX	XXX	XXX	XXX	XXX	XXX	XXX	XXX	XXX	XXX	XXX
10. 2023.....	XXX	XXX	XXX	XXX	XXX	XXX	XXX	XXX	XXX	XXX	XXX	XXX
11. 2024.....	XXX	XXX	XXX	XXX	XXX	XXX	XXX	XXX	XXX	XXX	XXX	XXX
12. Totals												

SCHEDULE P - PART 2N - REINSURANCE
NONPROPORTIONAL ASSUMED PROPERTY

Years in Which Losses Were Incurred	INCURRED NET LOSSES AND DEFENSE AND COST CONTAINMENT EXPENSES REPORTED AT YEAR END (\$000 OMITTED)										DEVELOPMENT	
	1 2015	2 2016	3 2017	4 2018	5 2019	6 2020	7 2021	8 2022	9 2023	10 2024	11 One Year	12 Two Year
1. Prior.....												
2. 2015.....												
3. 2016.....	XXX											
4. 2017.....	XXX	XXX										
5. 2018.....	XXX	XXX	XXX									
6. 2019.....	XXX	XXX	XXX									
7. 2020.....	XXX	XXX	XXX	XXX								
8. 2021.....	XXX	XXX	XXX	XXX	XXX	XXX						
9. 2022.....	XXX	XXX	XXX	XXX	XXX	XXX	XXX					
10. 2023.....	XXX	XXX	XXX	XXX	XXX	XXX	XXX	XXX				XXX
11. 2024	XXX	XXX	XXX	XXX	XXX	XXX	XXX	XXX	XXX		XXX	XXX
12. Totals												

SCHEDULE P - PART 2O - REINSURANCE
NONPROPORTIONAL ASSUMED LIABILITY

1. Prior.....												
2. 2015.....												
3. 2016.....	XXX											
4. 2017.....	XXX	XXX										
5. 2018.....	XXX	XXX	XXX									
6. 2019.....	XXX	XXX	XXX	XXX								
7. 2020.....	XXX	XXX	XXX	XXX	XXX							
8. 2021.....	XXX	XXX	XXX	XXX	XXX	XXX						
9. 2022.....	XXX	XXX	XXX	XXX	XXX	XXX	XXX					
10. 2023.....	XXX	XXX	XXX	XXX	XXX	XXX	XXX	XXX				XXX
11. 2024	XXX	XXX	XXX	XXX	XXX	XXX	XXX	XXX	XXX		XXX	XXX
12. Totals												

SCHEDULE P - PART 2P - REINSURANCE
NONPROPORTIONAL ASSUMED FINANCIAL LINES

1. Prior.....												
2. 2015.....												
3. 2016.....	XXX											
4. 2017.....	XXX	XXX										
5. 2018.....	XXX	XXX	XXX									
6. 2019.....	XXX	XXX	XXX	XXX								
7. 2020.....	XXX	XXX	XXX	XXX	XXX							
8. 2021.....	XXX	XXX	XXX	XXX	XXX	XXX						
9. 2022.....	XXX	XXX	XXX	XXX	XXX	XXX	XXX					
10. 2023.....	XXX	XXX	XXX	XXX	XXX	XXX	XXX	XXX				XXX
11. 2024	XXX	XXX	XXX	XXX	XXX	XXX	XXX	XXX	XXX		XXX	XXX
12. Totals												

ANNUAL STATEMENT FOR THE YEAR 2024 OF THE PROGRESSIVE CHOICE INSURANCE COMPANY

SCHEDULE P - PART 2R - SECTION 1 - PRODUCTS LIABILITY - OCCURRENCE

Years in Which Losses Were Incurred	INCURRED NET LOSSES AND DEFENSE AND COST CONTAINMENT EXPENSES REPORTED AT YEAR END (\$000 OMITTED)										DEVELOPMENT	
	1 2015	2 2016	3 2017	4 2018	5 2019	6 2020	7 2021	8 2022	9 2023	10 2024	11 One Year	12 Two Year
1. Prior.....												
2. 2015.....												
3. 2016.....	XXX											
4. 2017.....	XXX	XXX										
5. 2018.....	XXX	XXX	XXX									
6. 2019.....	XXX	XXX	XXX	XXX								
7. 2020.....	XXX	XXX	XXX	XXX	XXX							
8. 2021.....	XXX	XXX	XXX	XXX	XXX	XXX						
9. 2022.....	XXX	XXX	XXX	XXX	XXX	XXX	XXX					
10. 2023.....	XXX	XXX	XXX	XXX	XXX	XXX	XXX	XXX				XXX
11. 2024.....	XXX	XXX	XXX	XXX	XXX	XXX	XXX	XXX	XXX		XXX	XXX
12. Totals												

SCHEDULE P - PART 2R - SECTION 2 - PRODUCTS LIABILITY - CLAIMS-MADE

1. Prior.....												
2. 2015.....												
3. 2016.....	XXX											
4. 2017.....	XXX	XXX										
5. 2018.....	XXX	XXX	XXX									
6. 2019.....	XXX	XXX	XXX	XXX								
7. 2020.....	XXX	XXX	XXX	XXX	XXX							
8. 2021.....	XXX	XXX	XXX	XXX	XXX	XXX						
9. 2022.....	XXX	XXX	XXX	XXX	XXX	XXX	XXX					
10. 2023.....	XXX	XXX	XXX	XXX	XXX	XXX	XXX	XXX				XXX
11. 2024.....	XXX	XXX	XXX	XXX	XXX	XXX	XXX	XXX	XXX		XXX	XXX
12. Totals												

SCHEDULE P - PART 2S - FINANCIAL GUARANTY/MORTGAGE GUARANTY

1. Prior.....												
2. 2015.....												
3. 2016.....	XXX											
4. 2017.....	XXX	XXX										
5. 2018.....	XXX	XXX	XXX									
6. 2019.....	XXX	XXX	XXX	XXX								
7. 2020.....	XXX	XXX	XXX	XXX	XXX							
8. 2021.....	XXX	XXX	XXX	XXX	XXX	XXX						
9. 2022.....	XXX	XXX	XXX	XXX	XXX	XXX	XXX					
10. 2023.....	XXX	XXX	XXX	XXX	XXX	XXX	XXX	XXX				XXX
11. 2024.....	XXX	XXX	XXX	XXX	XXX	XXX	XXX	XXX	XXX		XXX	XXX
12. Totals												

SCHEDULE P - PART 2T - WARRANTY

1. Prior.....												
2. 2015.....												
3. 2016.....	XXX											
4. 2017.....	XXX	XXX										
5. 2018.....	XXX	XXX	XXX									
6. 2019.....	XXX	XXX	XXX	XXX								
7. 2020.....	XXX	XXX	XXX	XXX	XXX							
8. 2021.....	XXX	XXX	XXX	XXX	XXX	XXX						
9. 2022.....	XXX	XXX	XXX	XXX	XXX	XXX	XXX					
10. 2023.....	XXX	XXX	XXX	XXX	XXX	XXX	XXX	XXX				XXX
11. 2024.....	XXX	XXX	XXX	XXX	XXX	XXX	XXX	XXX	XXX		XXX	XXX
12. Totals												

SCHEDULE P - PART 2U - PET INSURANCE PLANS

1. Prior.....												
2. 2015.....												
3. 2016.....	XXX											
4. 2017.....	XXX	XXX										
5. 2018.....	XXX	XXX	XXX									
6. 2019.....	XXX	XXX	XXX	XXX								
7. 2020.....	XXX	XXX	XXX	XXX	XXX							
8. 2021.....	XXX	XXX	XXX	XXX	XXX	XXX						
9. 2022.....	XXX	XXX	XXX	XXX	XXX	XXX	XXX					
10. 2023.....	XXX	XXX	XXX	XXX	XXX	XXX	XXX	XXX				XXX
11. 2024.....	XXX	XXX	XXX	XXX	XXX	XXX	XXX	XXX	XXX		XXX	XXX
12. Totals												

ANNUAL STATEMENT FOR THE YEAR 2024 OF THE PROGRESSIVE CHOICE INSURANCE COMPANY

SCHEDULE P - PART 3A - HOMEOWNERS/FARMOWNERS

Years in Which Losses Were Incurred	CUMULATIVE PAID NET LOSSES AND DEFENSE AND COST CONTAINMENT EXPENSES REPORTED AT YEAR END (\$000 OMITTED)										11 Number of Claims Closed With Loss Payment	12 Number of Claims Closed Without Loss Payment
	1	2	3	4	5	6	7	8	9	10		
	2015	2016	2017	2018	2019	2020	2021	2022	2023	2024		
1. Prior.....	000.....											
2. 2015.....												
3. 2016.....	XXX.....											
4. 2017.....	XXX.....	XXX.....										
5. 2018.....	XXX.....	XXX.....	XXX.....									
6. 2019.....	XXX.....	XXX.....	XXX.....	XXX.....								
7. 2020.....	XXX.....	XXX.....	XXX.....	XXX.....	XXX.....							
8. 2021.....	XXX.....	XXX.....	XXX.....	XXX.....	XXX.....	XXX.....						
9. 2022.....	XXX.....	XXX.....	XXX.....	XXX.....	XXX.....	XXX.....	XXX.....					
10. 2023.....	XXX.....	XXX.....	XXX.....	XXX.....	XXX.....	XXX.....	XXX.....	XXX.....				
11. 2024.....	XXX.....	XXX.....	XXX.....	XXX.....	XXX.....	XXX.....	XXX.....	XXX.....	XXX.....			

SCHEDULE P - PART 3B - PRIVATE PASSENGER AUTO LIABILITY/MEDICAL

1. Prior.....	000.....	2,463.....	3,567.....	3,994.....	4,194.....	4,291.....	4,347.....	4,373.....	4,406.....	4,420.....	701.....	33.....
2. 2015.....	6,400.....	10,935.....	12,669.....	13,610.....	13,987.....	14,107.....	14,187.....	14,241.....	14,257.....	14,263.....	2,734.....	1,524.....
3. 2016.....	XXX.....	7,456.....	12,612.....	14,686.....	15,708.....	16,075.....	16,311.....	16,399.....	16,439.....	16,453.....	3,087.....	1,788.....
4. 2017.....	XXX.....	XXX.....	8,011.....	13,742.....	16,126.....	17,118.....	17,602.....	17,810.....	17,927.....	17,966.....	3,246.....	1,899.....
5. 2018.....	XXX.....	XXX.....	XXX.....	9,412.....	16,365.....	19,025.....	20,359.....	20,932.....	21,196.....	21,309.....	3,661.....	2,228.....
6. 2019.....	XXX.....	XXX.....	XXX.....	XXX.....	10,991.....	18,673.....	21,908.....	23,394.....	24,016.....	24,243.....	3,983.....	2,564.....
7. 2020.....	XXX.....	XXX.....	XXX.....	XXX.....	XXX.....	9,590.....	16,889.....	19,864.....	21,198.....	21,748.....	3,289.....	2,331.....
8. 2021.....	XXX.....	XXX.....	XXX.....	XXX.....	XXX.....	XXX.....	12,208.....	22,851.....	27,226.....	28,960.....	4,061.....	3,019.....
9. 2022.....	XXX.....	XXX.....	XXX.....	XXX.....	XXX.....	XXX.....	XXX.....	12,913.....	24,774.....	29,060.....	3,926.....	2,569.....
10. 2023.....	XXX.....	XXX.....	XXX.....	XXX.....	XXX.....	XXX.....	XXX.....	XXX.....	15,879.....	29,031.....	4,150.....	2,898.....
11. 2024.....	XXX.....	XXX.....	XXX.....	XXX.....	XXX.....	XXX.....	XXX.....	XXX.....	XXX.....	18,157.....	3,271.....	3,091.....

SCHEDULE P - PART 3C - COMMERCIAL AUTO/TRUCK LIABILITY/MEDICAL

1. Prior.....	000.....	56.....	67.....	74.....	92.....	102.....	103.....	109.....	109.....	109.....		
2. 2015.....	21.....	50.....	70.....	84.....	85.....	86.....	86.....	86.....	86.....	86.....	6.....	3.....
3. 2016.....	XXX.....	25.....	80.....	129.....	160.....	172.....	176.....	176.....	176.....	176.....	8.....	3.....
4. 2017.....	XXX.....	XXX.....	27.....	66.....	98.....	116.....	128.....	134.....	135.....	136.....	8.....	3.....
5. 2018.....	XXX.....	XXX.....	XXX.....	29.....	91.....	136.....	166.....	191.....	207.....	208.....	8.....	4.....
6. 2019.....	XXX.....	XXX.....	XXX.....	XXX.....	32.....	106.....	162.....	188.....	202.....	204.....	8.....	4.....
7. 2020.....	XXX.....	XXX.....	XXX.....	XXX.....	XXX.....	28.....	81.....	98.....	115.....	123.....	6.....	3.....
8. 2021.....	XXX.....	XXX.....	XXX.....	XXX.....	XXX.....	XXX.....	18.....	51.....	97.....	145.....	6.....	3.....
9. 2022.....	XXX.....	XXX.....	XXX.....	XXX.....	XXX.....	XXX.....	XXX.....	29.....	106.....	182.....	7.....	4.....
10. 2023.....	XXX.....	XXX.....	XXX.....	XXX.....	XXX.....	XXX.....	XXX.....	XXX.....	32.....	114.....	6.....	5.....
11. 2024.....	XXX.....	XXX.....	XXX.....	XXX.....	XXX.....	XXX.....	XXX.....	XXX.....	XXX.....	35.....	4.....	3.....

SCHEDULE P - PART 3D - WORKERS' COMPENSATION
(EXCLUDING EXCESS WORKERS' COMPENSATION)

1. Prior.....	000.....	1.....	1.....	2.....	2.....	2.....	2.....	2.....	2.....	2.....		
2. 2015.....												
3. 2016.....	XXX.....											
4. 2017.....	XXX.....	XXX.....										
5. 2018.....	XXX.....	XXX.....	XXX.....									
6. 2019.....	XXX.....	XXX.....	XXX.....	XXX.....								
7. 2020.....	XXX.....	XXX.....	XXX.....	XXX.....	XXX.....							
8. 2021.....	XXX.....	XXX.....	XXX.....	XXX.....	XXX.....	XXX.....						
9. 2022.....	XXX.....	XXX.....	XXX.....	XXX.....	XXX.....	XXX.....	XXX.....					
10. 2023.....	XXX.....	XXX.....	XXX.....	XXX.....	XXX.....	XXX.....	XXX.....	XXX.....				
11. 2024.....	XXX.....	XXX.....	XXX.....	XXX.....	XXX.....	XXX.....	XXX.....	XXX.....	XXX.....			

SCHEDULE P - PART 3E - COMMERCIAL MULTIPLE PERIL

1. Prior.....	000.....											
2. 2015.....												
3. 2016.....	XXX.....											
4. 2017.....	XXX.....	XXX.....										
5. 2018.....	XXX.....	XXX.....	XXX.....									
6. 2019.....	XXX.....	XXX.....	XXX.....	XXX.....								
7. 2020.....	XXX.....	XXX.....	XXX.....	XXX.....	XXX.....							
8. 2021.....	XXX.....	XXX.....	XXX.....	XXX.....	XXX.....	XXX.....						
9. 2022.....	XXX.....	XXX.....	XXX.....	XXX.....	XXX.....	XXX.....	XXX.....					
10. 2023.....	XXX.....	XXX.....	XXX.....	XXX.....	XXX.....	XXX.....	XXX.....	XXX.....				
11. 2024.....	XXX.....	XXX.....	XXX.....	XXX.....	XXX.....	XXX.....	XXX.....	XXX.....	XXX.....			

ANNUAL STATEMENT FOR THE YEAR 2024 OF THE PROGRESSIVE CHOICE INSURANCE COMPANY

SCHEDULE P - PART 3F - SECTION 1 - MEDICAL PROFESSIONAL LIABILITY - OCCURRENCE

Years in Which Losses Were Incurred	CUMULATIVE PAID NET LOSSES AND DEFENSE AND COST CONTAINMENT EXPENSES REPORTED AT YEAR END (\$000 OMITTED)										11 Number of Claims Closed With Loss Payment	12 Number of Claims Closed Without Loss Payment
	1	2	3	4	5	6	7	8	9	10		
	2015	2016	2017	2018	2019	2020	2021	2022	2023	2024		
1. Prior.....	000.....											
2. 2015.....												
3. 2016.....	XXX.....											
4. 2017.....	XXX.....	XXX.....										
5. 2018.....	XXX.....	XXX.....	XXX.....									
6. 2019.....	XXX.....	XXX.....	XXX.....	XXX.....								
7. 2020.....	XXX.....	XXX.....	XXX.....	XXX.....	XXX.....	XXX.....						
8. 2021.....	XXX.....	XXX.....	XXX.....	XXX.....	XXX.....	XXX.....	XXX.....					
9. 2022.....	XXX.....	XXX.....	XXX.....	XXX.....	XXX.....	XXX.....	XXX.....	XXX.....				
10. 2023.....	XXX.....	XXX.....	XXX.....	XXX.....	XXX.....	XXX.....	XXX.....	XXX.....	XXX.....			
11. 2024.....	XXX.....	XXX.....	XXX.....	XXX.....	XXX.....	XXX.....	XXX.....	XXX.....	XXX.....			

SCHEDULE P - PART 3F - SECTION 2 - MEDICAL PROFESSIONAL LIABILITY - CLAIMS-MADE

1. Prior.....	000.....											
2. 2015.....												
3. 2016.....	XXX.....											
4. 2017.....	XXX.....	XXX.....										
5. 2018.....	XXX.....	XXX.....	XXX.....									
6. 2019.....	XXX.....	XXX.....	XXX.....	XXX.....								
7. 2020.....	XXX.....	XXX.....	XXX.....	XXX.....	XXX.....	XXX.....						
8. 2021.....	XXX.....	XXX.....	XXX.....	XXX.....	XXX.....	XXX.....	XXX.....					
9. 2022.....	XXX.....	XXX.....	XXX.....	XXX.....	XXX.....	XXX.....	XXX.....	XXX.....				
10. 2023.....	XXX.....	XXX.....	XXX.....	XXX.....	XXX.....	XXX.....	XXX.....	XXX.....	XXX.....			
11. 2024.....	XXX.....	XXX.....	XXX.....	XXX.....	XXX.....	XXX.....	XXX.....	XXX.....	XXX.....			

SCHEDULE P - PART 3G - SPECIAL LIABILITY (OCEAN MARINE, AIRCRAFT (ALL PERILS),
BOILER AND MACHINERY)

1. Prior.....	000.....										XXX.....	XXX.....
2. 2015.....											XXX.....	XXX.....
3. 2016.....	XXX.....										XXX.....	XXX.....
4. 2017.....	XXX.....	XXX.....									XXX.....	XXX.....
5. 2018.....	XXX.....	XXX.....	XXX.....								XXX.....	XXX.....
6. 2019.....	XXX.....	XXX.....	XXX.....	XXX.....							XXX.....	XXX.....
7. 2020.....	XXX.....	XXX.....	XXX.....	XXX.....	XXX.....	XXX.....					XXX.....	XXX.....
8. 2021.....	XXX.....	XXX.....	XXX.....	XXX.....	XXX.....	XXX.....	XXX.....				XXX.....	XXX.....
9. 2022.....	XXX.....	XXX.....	XXX.....	XXX.....	XXX.....	XXX.....	XXX.....	XXX.....			XXX.....	XXX.....
10. 2023.....	XXX.....	XXX.....	XXX.....	XXX.....	XXX.....	XXX.....	XXX.....	XXX.....	XXX.....		XXX.....	XXX.....
11. 2024.....	XXX.....	XXX.....	XXX.....	XXX.....	XXX.....	XXX.....	XXX.....	XXX.....	XXX.....	XXX.....	XXX.....	XXX.....

SCHEDULE P - PART 3H - SECTION 1 - OTHER LIABILITY - OCCURRENCE

1. Prior.....	000.....	11.....	16.....	20.....	20.....	20.....	21.....	21.....	21.....	21.....		
2. 2015.....	18.....	29.....	36.....	40.....	40.....	40.....	40.....	40.....	40.....	40.....	4.....	3.....
3. 2016.....	XXX.....	22.....	41.....	45.....	54.....	59.....	59.....	59.....	60.....	60.....	5.....	3.....
4. 2017.....	XXX.....	XXX.....	27.....	41.....	54.....	57.....	58.....	58.....	58.....	58.....	6.....	3.....
5. 2018.....	XXX.....	XXX.....	XXX.....	24.....	40.....	45.....	47.....	50.....	50.....	50.....	7.....	3.....
6. 2019.....	XXX.....	XXX.....	XXX.....	XXX.....	34.....	55.....	68.....	73.....	76.....	76.....	6.....	4.....
7. 2020.....	XXX.....	XXX.....	XXX.....	XXX.....	XXX.....	40.....	59.....	72.....	79.....	85.....	9.....	6.....
8. 2021.....	XXX.....	XXX.....	XXX.....	XXX.....	XXX.....	XXX.....	44.....	67.....	79.....	87.....	7.....	6.....
9. 2022.....	XXX.....	XXX.....	XXX.....	XXX.....	XXX.....	XXX.....	XXX.....	65.....	105.....	122.....	12.....	7.....
10. 2023.....	XXX.....	XXX.....	XXX.....	XXX.....	XXX.....	XXX.....	XXX.....	XXX.....	56.....	81.....	8.....	5.....
11. 2024.....	XXX.....	XXX.....	XXX.....	XXX.....	XXX.....	XXX.....	XXX.....	XXX.....	XXX.....	73.....	10.....	6.....

SCHEDULE P - PART 3H - SECTION 2 - OTHER LIABILITY - CLAIMS-MADE

1. Prior.....	000.....		20.....	20.....	20.....	20.....	20.....	20.....	20.....	20.....		
2. 2015.....	3.....	3.....	3.....	3.....	3.....	3.....	3.....	3.....	3.....	3.....		
3. 2016.....	XXX.....											
4. 2017.....	XXX.....	XXX.....	6.....	6.....	6.....	6.....	6.....	6.....	6.....	6.....		
5. 2018.....	XXX.....	XXX.....	XXX.....	46.....	76.....	76.....	76.....	76.....	76.....	76.....		
6. 2019.....	XXX.....	XXX.....	XXX.....	XXX.....								
7. 2020.....	XXX.....	XXX.....	XXX.....	XXX.....	XXX.....							
8. 2021.....	XXX.....	XXX.....	XXX.....	XXX.....	XXX.....	XXX.....	10.....	10.....	10.....	10.....		
9. 2022.....	XXX.....	XXX.....	XXX.....	XXX.....	XXX.....	XXX.....	XXX.....					
10. 2023.....	XXX.....	XXX.....	XXX.....	XXX.....	XXX.....	XXX.....	XXX.....	XXX.....				
11. 2024.....	XXX.....	XXX.....	XXX.....	XXX.....	XXX.....	XXX.....	XXX.....	XXX.....	XXX.....	77.....		

ANNUAL STATEMENT FOR THE YEAR 2024 OF THE PROGRESSIVE CHOICE INSURANCE COMPANY

SCHEDULE P - PART 3I - SPECIAL PROPERTY (FIRE, ALLIED LINES, INLAND MARINE, EARTHQUAKE, BURGLARY, AND THEFT)

Years in Which Losses Were Incurred	CUMULATIVE PAID NET LOSSES AND DEFENSE AND COST CONTAINMENT EXPENSES REPORTED AT YEAR END (\$000 OMITTED)										11 Number of Claims Closed With Loss Payment	12 Number of Claims Closed Without Loss Payment
	1	2	3	4	5	6	7	8	9	10		
	2015	2016	2017	2018	2019	2020	2021	2022	2023	2024		
1. Prior.....	000.....				1.....						XXX.....	XXX.....
2. 2015.....	146.....	160.....	160.....	160.....	160.....	160.....	160.....	160.....	160.....	160.....	XXX.....	XXX.....
3. 2016.....	XXX.....	182.....	194.....	193.....	193.....	192.....	192.....	192.....	192.....	192.....	XXX.....	XXX.....
4. 2017.....	XXX.....	XXX.....	234.....	251.....	253.....	253.....	253.....	253.....	253.....	253.....	XXX.....	XXX.....
5. 2018.....	XXX.....	XXX.....	XXX.....	239.....	267.....	265.....	267.....	267.....	267.....	267.....	XXX.....	XXX.....
6. 2019.....	XXX.....	XXX.....	XXX.....	XXX.....	206.....	225.....	226.....	226.....	227.....	227.....	XXX.....	XXX.....
7. 2020.....	XXX.....	XXX.....	XXX.....	XXX.....	XXX.....	315.....	345.....	345.....	345.....	345.....	XXX.....	XXX.....
8. 2021.....	XXX.....	XXX.....	XXX.....	XXX.....	XXX.....	XXX.....	273.....	301.....	304.....	305.....	XXX.....	XXX.....
9. 2022.....	XXX.....	XXX.....	XXX.....	XXX.....	XXX.....	XXX.....	XXX.....	430.....	502.....	507.....	XXX.....	XXX.....
10. 2023.....	XXX.....	XXX.....	XXX.....	XXX.....	XXX.....	XXX.....	XXX.....	XXX.....	370.....	413.....	XXX.....	XXX.....
11. 2024.....	XXX.....	XXX.....	XXX.....	XXX.....	XXX.....	XXX.....	XXX.....	XXX.....	XXX.....	489.....	XXX.....	XXX.....

SCHEDULE P - PART 3J - AUTO PHYSICAL DAMAGE

1. Prior.....	000.....	(13).....	(24).....	(30).....	119.....	114.....	109.....	105.....	103.....	101.....	13.....	
2. 2015.....	8,392.....	8,431.....	8,413.....	8,409.....	8,406.....	8,403.....	8,400.....	8,398.....	8,398.....	8,399.....		
3. 2016.....	XXX.....	10,015.....	9,969.....	9,947.....	9,944.....	9,941.....	9,939.....	9,938.....	9,938.....	9,939.....	1.....	1.....
4. 2017.....	XXX.....	XXX.....	10,843.....	10,917.....	10,898.....	10,895.....	10,896.....	10,900.....	10,901.....	10,904.....	4.....	1.....
5. 2018.....	XXX.....	XXX.....	XXX.....	12,959.....	13,084.....	13,049.....	13,046.....	13,049.....	13,051.....	13,055.....	7.....	1.....
6. 2019.....	XXX.....	XXX.....	XXX.....	XXX.....	15,207.....	15,133.....	15,118.....	15,137.....	15,151.....	15,165.....	19.....	2.....
7. 2020.....	XXX.....	XXX.....	XXX.....	XXX.....	XXX.....	15,024.....	15,271.....	15,259.....	15,282.....	15,300.....	8,987.....	2,941.....
8. 2021.....	XXX.....	XXX.....	XXX.....	XXX.....	XXX.....	XXX.....	21,978.....	22,675.....	22,600.....	22,623.....	10,917.....	4,041.....
9. 2022.....	XXX.....	XXX.....	XXX.....	XXX.....	XXX.....	XXX.....	XXX.....	25,663.....	27,440.....	27,455.....	10,980.....	4,149.....
10. 2023.....	XXX.....	XXX.....	XXX.....	XXX.....	XXX.....	XXX.....	XXX.....	XXX.....	28,972.....	30,436.....	11,741.....	4,503.....
11. 2024.....	XXX.....	XXX.....	XXX.....	XXX.....	XXX.....	XXX.....	XXX.....	XXX.....	XXX.....	30,854.....	11,453.....	4,457.....

SCHEDULE P - PART 3K - FIDELITY/SURETY

1. Prior.....	000.....										XXX.....	XXX.....
2. 2015.....											XXX.....	XXX.....
3. 2016.....	XXX.....										XXX.....	XXX.....
4. 2017.....	XXX.....	XXX.....									XXX.....	XXX.....
5. 2018.....	XXX.....	XXX.....	XXX.....								XXX.....	XXX.....
6. 2019.....	XXX.....	XXX.....	XXX.....	XXX.....							XXX.....	XXX.....
7. 2020.....	XXX.....	XXX.....	XXX.....	XXX.....	XXX.....						XXX.....	XXX.....
8. 2021.....	XXX.....	XXX.....	XXX.....	XXX.....	XXX.....	XXX.....					XXX.....	XXX.....
9. 2022.....	XXX.....	XXX.....	XXX.....	XXX.....	XXX.....	XXX.....	XXX.....				XXX.....	XXX.....
10. 2023.....	XXX.....	XXX.....	XXX.....	XXX.....	XXX.....	XXX.....	XXX.....	XXX.....			XXX.....	XXX.....
11. 2024.....	XXX.....	XXX.....	XXX.....	XXX.....	XXX.....	XXX.....	XXX.....	XXX.....	XXX.....		XXX.....	XXX.....

SCHEDULE P - PART 3L - OTHER (INCLUDING CREDIT, ACCIDENT AND HEALTH)

1. Prior.....	000.....										XXX.....	XXX.....
2. 2015.....											XXX.....	XXX.....
3. 2016.....	XXX.....										XXX.....	XXX.....
4. 2017.....	XXX.....	XXX.....									XXX.....	XXX.....
5. 2018.....	XXX.....	XXX.....	XXX.....								XXX.....	XXX.....
6. 2019.....	XXX.....	XXX.....	XXX.....	XXX.....							XXX.....	XXX.....
7. 2020.....	XXX.....	XXX.....	XXX.....	XXX.....	XXX.....						XXX.....	XXX.....
8. 2021.....	XXX.....	XXX.....	XXX.....	XXX.....	XXX.....	XXX.....					XXX.....	XXX.....
9. 2022.....	XXX.....	XXX.....	XXX.....	XXX.....	XXX.....	XXX.....	XXX.....				XXX.....	XXX.....
10. 2023.....	XXX.....	XXX.....	XXX.....	XXX.....	XXX.....	XXX.....	XXX.....	XXX.....			XXX.....	XXX.....
11. 2024.....	XXX.....	XXX.....	XXX.....	XXX.....	XXX.....	XXX.....	XXX.....	XXX.....	XXX.....		XXX.....	XXX.....

SCHEDULE P - PART 3M - INTERNATIONAL

1. Prior.....	000.....										XXX.....	XXX.....
2. 2015.....											XXX.....	XXX.....
3. 2016.....	XXX.....										XXX.....	XXX.....
4. 2017.....	XXX.....	XXX.....									XXX.....	XXX.....
5. 2018.....	XXX.....	XXX.....	XXX.....								XXX.....	XXX.....
6. 2019.....	XXX.....	XXX.....	XXX.....	XXX.....							XXX.....	XXX.....
7. 2020.....	XXX.....	XXX.....	XXX.....	XXX.....	XXX.....						XXX.....	XXX.....
8. 2021.....	XXX.....	XXX.....	XXX.....	XXX.....	XXX.....	XXX.....					XXX.....	XXX.....
9. 2022.....	XXX.....	XXX.....	XXX.....	XXX.....	XXX.....	XXX.....	XXX.....				XXX.....	XXX.....
10. 2023.....	XXX.....	XXX.....	XXX.....	XXX.....	XXX.....	XXX.....	XXX.....	XXX.....			XXX.....	XXX.....
11. 2024.....	XXX.....	XXX.....	XXX.....	XXX.....	XXX.....	XXX.....	XXX.....	XXX.....	XXX.....		XXX.....	XXX.....

Schedule P - Part 3N - Reinsurance - Nonproportional Assumed Property

N O N E

Schedule P - Part 3O - Reinsurance - Nonproportional Assumed Liability

N O N E

Schedule P - Part 3P - Reinsurance - Nonproportional Assumed Financial Lines

N O N E

Schedule P - Part 3R - Section 1 - Product Liability - Occurrence

N O N E

Schedule P - Part 3R - Section 2 - Product Liability - Claims-Made

N O N E

Schedule P - Part 3S - Financial Guaranty/Mortgage Guaranty

N O N E

Schedule P - Part 3T - Warranty

N O N E

Schedule P - Part 3U - Pet Insurance Plans

N O N E

ANNUAL STATEMENT FOR THE YEAR 2024 OF THE PROGRESSIVE CHOICE INSURANCE COMPANY

SCHEDULE P - PART 4A - HOMEOWNERS/FARMOWNERS

Years in Which Losses Were Incurred	BULK AND IBNR RESERVES ON NET LOSSES AND DEFENSE AND COST CONTAINMENT EXPENSES REPORTED AT YEAR END (\$000 OMITTED)									
	1	2	3	4	5	6	7	8	9	10
	2015	2016	2017	2018	2019	2020	2021	2022	2023	2024
1. Prior.....										
2. 2015.....										
3. 2016.....	XXX									
4. 2017.....	XXX	XXX								
5. 2018.....	XXX	XXX	XX							
6. 2019.....	XXX	XXX	XX	XX						
7. 2020.....	XXX	XXX	XX	XXX	XXX					
8. 2021.....	XXX	XXX	XXX	XXX	XXX	XXX				
9. 2022.....	XXX	XXX	XXX	XXX	XXX	XXX	XXX			
10. 2023.....	XXX	XXX	XXX	XXX	XXX	XXX	XXX	XXX		
11. 2024.....	XXX	XXX	XXX	XXX	XXX	XXX	XXX	XXX	XXX	

SCHEDULE P - PART 4B - PRIVATE PASSENGER AUTO LIABILITY/MEDICAL

1. Prior.....	874	377	173					2	4	
2. 2015.....	1,749	531	218	200				2	1	
3. 2016.....	XXX	2,099	625	263	242			2	1	
4. 2017.....	XXX	XXX	2,568	730	316	276	(2)	2	1	
5. 2018.....	XXX	XXX	XXX	3,122	892	393	350	2	1	
6. 2019.....	XXX	XXX	XXX	XXX	3,486	1,061	404	431		
7. 2020.....	XXX	XXX	XXX	XXX	XXX	3,869	1,143	561	575	
8. 2021.....	XXX	XXX	XXX	XXX	XXX	XXX	4,168	1,386	732	578
9. 2022.....	XXX	XXX	XXX	XXX	XXX	XXX	XXX	4,941	1,721	741
10. 2023.....	XXX	XXX	XXX	XXX	XXX	XXX	XXX	XXX	7,358	2,044
11. 2024.....	XXX	XXX	XXX	XXX	XXX	XXX	XXX	XXX	XXX	8,824

SCHEDULE P - PART 4C - COMMERCIAL AUTO/TRUCK LIABILITY/MEDICAL

1. Prior.....	8	3	1							
2. 2015.....	18	5	2	1						
3. 2016.....	XXX	21	7	3	1					
4. 2017.....	XXX	XXX	22	7	3	1				
5. 2018.....	XXX	XXX	XXX	25	9	3	1			
6. 2019.....	XXX	XXX	XXX	XXX	27	9	4	2		
7. 2020.....	XXX	XXX	XXX	XXX	XXX	22	8	3	2	
8. 2021.....	XXX	XXX	XXX	XXX	XXX	XXX	25	9	4	2
9. 2022.....	XXX	XXX	XXX	XXX	XXX	XXX	XXX	32	12	5
10. 2023.....	XXX	XXX	XXX	XXX	XXX	XXX	XXX	XXX	48	15
11. 2024.....	XXX	XXX	XXX	XXX	XXX	XXX	XXX	XXX	XXX	56

SCHEDULE P - PART 4D - WORKERS' COMPENSATION
(EXCLUDING EXCESS WORKERS' COMPENSATION)

1. Prior.....										
2. 2015.....										
3. 2016.....	XXX									
4. 2017.....	XXX	XXX								
5. 2018.....	XXX	XXX	XXX							
6. 2019.....	XXX	XXX	XX	XXX						
7. 2020.....	XXX	XXX	XX	XXX	XX					
8. 2021.....	XXX	XXX	XX	XXX	XX	XX				
9. 2022.....	XXX	XXX	XX	XXX	XXX	XX	XXX			
10. 2023.....	XXX	XXX	XXX	XXX	XXX	XXX	XXX	XXX		
11. 2024.....	XXX	XXX	XXX	XXX	XXX	XXX	XXX	XXX	XXX	

SCHEDULE P - PART 4E - COMMERCIAL MULTIPLE PERIL

1. Prior.....										
2. 2015.....										
3. 2016.....	XXX									
4. 2017.....	XXX	XXX								
5. 2018.....	XXX	XXX	XXX							
6. 2019.....	XXX	XXX	XXX	XXX						
7. 2020.....	XXX	XXX	XXX	XXX	XXX					
8. 2021.....	XXX	XXX	XXX	XXX	XXX	XXX				
9. 2022.....	XXX	XXX	XXX	XXX	XXX	XXX	XXX			
10. 2023.....	XXX	XXX	XXX	XXX	XXX	XXX	XXX	XXX	1	
11. 2024.....	XXX	XXX	XXX	XXX	XXX	XXX	XXX	XXX	XXX	3

ANNUAL STATEMENT FOR THE YEAR 2024 OF THE PROGRESSIVE CHOICE INSURANCE COMPANY

SCHEDULE P - PART 4F - SECTION 1 - MEDICAL PROFESSIONAL LIABILITY - OCCURRENCE

Years in Which Losses Were Incurred	BULK AND IBNR RESERVES ON NET LOSSES AND DEFENSE AND COST CONTAINMENT EXPENSES REPORTED AT YEAR END (\$000 OMITTED)									
	1	2	3	4	5	6	7	8	9	10
	2015	2016	2017	2018	2019	2020	2021	2022	2023	2024
1. Prior.....										
2. 2015.....										
3. 2016.....	XXX									
4. 2017.....	XXX	XXX								
5. 2018.....	XXX	XXX	XX							
6. 2019.....	XXX	XXX	XX	XX						
7. 2020.....	XXX	XXX	XX	XXX	XXX					
8. 2021.....	XXX	XXX	XXX	XXX	XXX	XXX				
9. 2022.....	XXX	XXX	XXX	XXX	XXX	XXX	XXX			
10. 2023.....	XXX	XXX	XXX	XXX	XXX	XXX	XXX	XXX		
11. 2024.....	XXX	XXX	XXX	XXX	XXX	XXX	XXX	XXX	XXX	

SCHEDULE P - PART 4F - SECTION 2 - MEDICAL PROFESSIONAL LIABILITY - CLAIMS-MADE

1. Prior.....										
2. 2015.....										
3. 2016.....	XXX									
4. 2017.....	XXX	XXX								
5. 2018.....	XXX	XXX	XXX							
6. 2019.....	XXX	XXX	XX	XXX						
7. 2020.....	XXX	XXX	XX	XXX	XXX					
8. 2021.....	XXX	XXX	XX	XXX	XXX	XXX				
9. 2022.....	XXX	XXX	XX	XXX	XXX	XXX	XXX			
10. 2023.....	XXX	XXX	XXX	XXX	XXX	XXX	XXX	XXX		
11. 2024.....	XXX	XXX	XXX	XXX	XXX	XXX	XXX	XXX	XXX	

SCHEDULE P - PART 4G - SPECIAL LIABILITY (OCEAN MARINE, AIRCRAFT (ALL PERILS), BOILER AND MACHINERY)

1. Prior.....										
2. 2015.....										
3. 2016.....	XXX									
4. 2017.....	XXX	XXX								
5. 2018.....	XXX	XXX	XXX							
6. 2019.....	XXX	XXX	XX	XXX						
7. 2020.....	XXX	XXX	XX	XXX	XXX					
8. 2021.....	XXX	XXX	XX	XXX	XXX	XXX				
9. 2022.....	XXX	XXX	XX	XXX	XXX	XXX	XXX			
10. 2023.....	XXX	XXX	XXX	XXX	XXX	XXX	XXX	XXX		
11. 2024.....	XXX	XXX	XXX	XXX	XXX	XXX	XXX	XXX	XXX	

SCHEDULE P - PART 4H - SECTION 1 - OTHER LIABILITY - OCCURRENCE

1. Prior.....	5	1								
2. 2015.....	9	3	1							
3. 2016.....	XXX	9	3	1						
4. 2017.....	XXX	XXX	10	3	1					
5. 2018.....	XXX	XXX	XXX	12	4	1				
6. 2019.....	XXX	XXX	XXX	XXX	14	4	1			
7. 2020.....	XXX	XXX	XXX	XXX	XXX	17	5	2		
8. 2021.....	XXX	XXX	XXX	XXX	XXX	XXX	19	5	2	1
9. 2022.....	XXX	XXX	XXX	XXX	XXX	XXX	XXX	19	6	3
10. 2023.....	XXX	XXX	XXX	XXX	XXX	XXX	XXX	XXX	20	7
11. 2024.....	XXX	XXX	XXX	XXX	XXX	XXX	XXX	XXX	XXX	21

SCHEDULE P - PART 4H - SECTION 2 - OTHER LIABILITY - CLAIMS-MADE

1. Prior.....	4	6	2							
2. 2015.....										
3. 2016.....	XXX									
4. 2017.....	XXX	XXX	1							
5. 2018.....	XXX	XXX	XXX	1						
6. 2019.....	XXX	XXX	XXX	XXX	1					
7. 2020.....	XXX	XXX	XXX	XXX	XXX	1				
8. 2021.....	XXX	XXX	XXX	XXX	XXX	XXX	4			
9. 2022.....	XXX	XXX	XXX	XXX	XXX	XXX	XXX	13		
10. 2023.....	XXX	XXX	XXX	XXX	XXX	XXX	XXX	XXX	18	
11. 2024.....	XXX	XXX	XXX	XXX	XXX	XXX	XXX	XXX	XXX	22

ANNUAL STATEMENT FOR THE YEAR 2024 OF THE PROGRESSIVE CHOICE INSURANCE COMPANY

SCHEDULE P - PART 4I - SPECIAL PROPERTY (FIRE, ALLIED LINES, INLAND MARINE, EARTHQUAKE, BURGLARY, AND THEFT)

Years in Which Losses Were Incurred	BULK AND IBNR RESERVES ON NET LOSSES AND DEFENSE AND COST CONTAINMENT EXPENSES REPORTED AT YEAR END (\$000 OMITTED)									
	1	2	3	4	5	6	7	8	9	10
	2015	2016	2017	2018	2019	2020	2021	2022	2023	2024
1. Prior.....	1									
2. 2015.....	7	1								
3. 2016.....	XXX	8	1							
4. 2017.....	XXX	XXX	8							
5. 2018.....	XXX	XXX	XXX	9	1					
6. 2019.....	XXX	XXX	XXX	XXX	10	1				
7. 2020.....	XXX	XXX	XXX	XXX	XXX	11	1			
8. 2021.....	XXX	XXX	XXX	XXX	XXX	XXX	11	1		
9. 2022.....	XXX	XXX	XXX	XXX	XXX	XXX	XXX	41	1	
10. 2023.....	XXX	XXX	XXX	XXX	XXX	XXX	XXX	XXX	16	1
11. 2024	XXX	XXX	XXX	XXX	XXX	XXX	XXX	XXX	XXX	32

SCHEDULE P - PART 4J - AUTO PHYSICAL DAMAGE

1. Prior.....	(37)	(19)	(14)					4	1	
2. 2015.....	(420)	(23)	(12)	(18)			4	4	1	
3. 2016.....	XXX	(479)	(55)	(15)	(19)		4	4	1	
4. 2017.....	XXX	XXX	(593)	(63)	(16)	(21)	4	4	1	
5. 2018.....	XXX	XXX	XXX	(712)	(75)	(21)	(26)	5	1	
6. 2019.....	XXX	XXX	XXX	XXX	(955)	(90)	(22)	(41)	1	
7. 2020.....	XXX	XXX	XXX	XXX	XXX	(1,055)	(102)	(28)	(40)	
8. 2021.....	XXX	XXX	XXX	XXX	XXX	XXX	(1,232)	(118)	19	11
9. 2022.....	XXX	XXX	XXX	XXX	XXX	XXX	XXX	(1,605)	(108)	100
10. 2023.....	XXX	XXX	XXX	XXX	XXX	XXX	XXX	XXX	(1,792)	(125)
11. 2024	XXX	XXX	XXX	XXX	XXX	XXX	XXX	XXX	XXX	(1,511)

SCHEDULE P - PART 4K - FIDELITY/SURETY

1. Prior.....										
2. 2015.....										
3. 2016.....	XXX									
4. 2017.....	XXX	XXX								
5. 2018.....	XXX	XXX	XXX							
6. 2019.....	XXX	XXX	XXX	XXX						
7. 2020.....	XXX	XXX	XXX	XXX	XXX					
8. 2021.....	XXX	XXX	XXX	XXX	XXX	XXX				
9. 2022.....	XXX	XXX	XXX	XXX	XXX	XXX	XXX			
10. 2023.....	XXX	XXX	XXX	XXX	XXX	XXX	XXX	XXX		
11. 2024	XXX	XXX	XXX	XXX	XXX	XXX	XXX	XXX	XXX	

SCHEDULE P - PART 4L - OTHER (INCLUDING CREDIT, ACCIDENT AND HEALTH)

1. Prior.....										
2. 2015.....										
3. 2016.....	XXX									
4. 2017.....	XXX	XXX								
5. 2018.....	XXX	XXX	XXX							
6. 2019.....	XXX	XXX	XXX	XXX						
7. 2020.....	XXX	XXX	XXX	XXX	XXX					
8. 2021.....	XXX	XXX	XXX	XXX	XXX	XXX				
9. 2022.....	XXX	XXX	XXX	XXX	XXX	XXX	XXX			
10. 2023.....	XXX	XXX	XXX	XXX	XXX	XXX	XXX	XXX		
11. 2024	XXX	XXX	XXX	XXX	XXX	XXX	XXX	XXX	XXX	

SCHEDULE P - PART 4M - INTERNATIONAL

1. Prior.....										
2. 2015.....										
3. 2016.....	XXX									
4. 2017.....	XXX	XXX								
5. 2018.....	XXX	XXX	XXX							
6. 2019.....	XXX	XXX	XXX	XXX						
7. 2020.....	XXX	XXX	XXX	XXX	XXX					
8. 2021.....	XXX	XXX	XXX	XXX	XXX	XXX				
9. 2022.....	XXX	XXX	XXX	XXX	XXX	XXX	XXX			
10. 2023.....	XXX	XXX	XXX	XXX	XXX	XXX	XXX	XXX		
11. 2024	XXX	XXX	XXX	XXX	XXX	XXX	XXX	XXX	XXX	

SCHEDULE P - PART 4N - REINSURANCE
NONPROPORTIONAL ASSUMED PROPERTY

Years in Which Losses Were Incurred	BULK AND IBNR RESERVES ON NET LOSSES AND DEFENSE AND COST CONTAINMENT EXPENSES REPORTED AT YEAR END (\$000 OMITTED)									
	1	2	3	4	5	6	7	8	9	10
	2015	2016	2017	2018	2019	2020	2021	2022	2023	2024
1. Prior.....										
2. 2015.....										
3. 2016.....	XXX									
4. 2017.....	XXX	XXX								
5. 2018.....	XXX	XXX	XX							
6. 2019.....	XXX	XXX	XX	XX						
7. 2020.....	XXX	XXX	XXX	XXX	XXX					
8. 2021.....	XXX	XXX	XXX	XXX	XXX	XXX				
9. 2022.....	XXX	XXX	XXX	XXX	XXX	XXX	XXX			
10. 2023.....	XXX	XXX	XXX	XXX	XXX	XXX	XXX	XXX		
11. 2024	XXX	XXX	XXX	XXX	XXX	XXX	XXX	XXX	XXX	

SCHEDULE P - PART 4O - REINSURANCE
NONPROPORTIONAL ASSUMED LIABILITY

1. Prior.....										
2. 2015.....										
3. 2016.....	XXX									
4. 2017.....	XXX	XXX								
5. 2018.....	XXX	XXX	XXX							
6. 2019.....	XXX	XXX	XX	XX						
7. 2020.....	XXX	XXX	XX	XX	XX					
8. 2021.....	XXX	XXX	XX	XX	XX	XX				
9. 2022.....	XXX	XXX	XXX	XXX	XXX	XXX	XXX			
10. 2023.....	XXX	XXX	XXX	XXX	XXX	XXX	XXX	XXX		
11. 2024	XXX	XXX	XXX	XXX	XXX	XXX	XXX	XXX	XXX	

SCHEDULE P - PART 4P - REINSURANCE
NONPROPORTIONAL ASSUMED FINANCIAL LINES

1. Prior.....										
2. 2015.....										
3. 2016.....	XXX									
4. 2017.....	XXX	XXX								
5. 2018.....	XXX	XXX	XXX							
6. 2019.....	XXX	XXX	XX	XX						
7. 2020.....	XXX	XXX	XX	XX	XX					
8. 2021.....	XXX	XXX	XX	XX	XX	XX				
9. 2022.....	XXX	XXX	XXX	XXX	XXX	XXX	XXX			
10. 2023.....	XXX	XXX	XXX	XXX	XXX	XXX	XXX	XXX		
11. 2024	XXX	XXX	XXX	XXX	XXX	XXX	XXX	XXX	XXX	

ANNUAL STATEMENT FOR THE YEAR 2024 OF THE PROGRESSIVE CHOICE INSURANCE COMPANY

SCHEDULE P - PART 4R - SECTION 1 - PRODUCTS LIABILITY - OCCURRENCE

Years in Which Losses Were Incurred	BULK AND IBNR RESERVES ON NET LOSSES AND DEFENSE AND COST CONTAINMENT EXPENSES REPORTED AT YEAR END (\$000 OMITTED)									
	1	2	3	4	5	6	7	8	9	10
	2015	2016	2017	2018	2019	2020	2021	2022	2023	2024
1. Prior.....										
2. 2015.....										
3. 2016.....	XXX									
4. 2017.....	XXX	XXX								
5. 2018.....	XXX	XXX	XX							
6. 2019.....	XXX	XXX	XX	XX						
7. 2020.....	XXX	XXX	XX	XXX	XX					
8. 2021.....	XXX	XXX	XXX	XXX	XXX	XXX				
9. 2022.....	XXX	XXX	XXX	XXX	XXX	XXX	XXX			
10. 2023.....	XXX	XXX	XXX	XXX	XXX	XXX	XXX	XXX		
11. 2024.....	XXX	XXX	XXX	XXX	XXX	XXX	XXX	XXX	XXX	

SCHEDULE P - PART 4R - SECTION 2 - PRODUCTS LIABILITY - CLAIMS-MADE

1. Prior.....										
2. 2015.....										
3. 2016.....	XXX									
4. 2017.....	XXX	XXX								
5. 2018.....	XXX	XXX	XXX							
6. 2019.....	XXX	XXX	XX	XX						
7. 2020.....	XXX	XXX	XX	XX	XX					
8. 2021.....	XXX	XXX	XX	XX	XX	XX				
9. 2022.....	XXX	XXX	XX	XXX	XX	XX	XXX			
10. 2023.....	XXX	XXX	XXX	XXX	XXX	XXX	XXX	XXX		
11. 2024.....	XXX	XXX	XXX	XXX	XXX	XXX	XXX	XXX	XXX	

SCHEDULE P - PART 4S - FINANCIAL GUARANTY/MORTGAGE GUARANTY

1. Prior.....										
2. 2015.....										
3. 2016.....	XXX									
4. 2017.....	XXX	XXX								
5. 2018.....	XXX	XXX	XXX							
6. 2019.....	XXX	XXX	XX	XX						
7. 2020.....	XXX	XXX	XX	XX	XX					
8. 2021.....	XXX	XXX	XX	XX	XX	XX				
9. 2022.....	XXX	XXX	XX	XXX	XX	XX	XXX			
10. 2023.....	XXX	XXX	XXX	XXX	XXX	XXX	XXX	XXX		
11. 2024.....	XXX	XXX	XXX	XXX	XXX	XXX	XXX	XXX	XXX	

SCHEDULE P - PART 4T - WARRANTY

1. Prior.....										
2. 2015.....										
3. 2016.....	XXX									
4. 2017.....	XXX	XXX								
5. 2018.....	XXX	XXX	XXX							
6. 2019.....	XXX	XXX	XXX	XXX						
7. 2020.....	XXX	XXX	XXX	XXX	XXX					
8. 2021.....	XXX	XXX	XXX	XXX	XXX	XXX				
9. 2022.....	XXX	XXX	XXX	XXX	XXX	XXX	XXX			
10. 2023.....	XXX	XXX	XXX	XXX	XXX	XXX	XXX	XXX		
11. 2024.....	XXX	XXX	XXX	XXX	XXX	XXX	XXX	XXX	XXX	

SCHEDULE P - PART 4U - PET INSURANCE PLANS

1. Prior.....										
2. 2015.....										
3. 2016.....	XXX									
4. 2017.....	XXX	XXX								
5. 2018.....	XXX	XXX	XXX							
6. 2019.....	XXX	XXX	XX	XX						
7. 2020.....	XXX	XXX	XX	XX	XX					
8. 2021.....	XXX	XXX	XX	XX	XX	XX				
9. 2022.....	XXX	XXX	XX	XXX	XX	XX	XXX			
10. 2023.....	XXX	XXX	XXX	XXX	XXX	XXX	XXX	XXX		
11. 2024.....	XXX	XXX	XXX	XXX	XXX	XXX	XXX	XXX	XXX	

ANNUAL STATEMENT FOR THE YEAR 2024 OF THE PROGRESSIVE CHOICE INSURANCE COMPANY

SCHEDULE P - PART 5A - HOMEOWNERS/FARMOWNERS

SECTION 1

Years in Which Premiums Were Earned and Losses Were Incurred	CUMULATIVE NUMBER OF CLAIMS CLOSED WITH LOSS PAYMENT DIRECT AND ASSUMED AT YEAR END									
	1	2	3	4	5	6	7	8	9	10
	2015	2016	2017	2018	2019	2020	2021	2022	2023	2024
1. Prior.....										
2. 2015.....										
3. 2016.....	XXX									
4. 2017.....	XXX	XXX								
5. 2018.....	XXX	XXX	XX							
6. 2019.....	XXX	XXX	XX	XXX						
7. 2020.....	XXX	XXX	XXX	XXX	XXX					
8. 2021.....	XXX	XXX	XXX	XXX	XXX	XXX				
9. 2022.....	XXX	XXX	XXX	XXX	XXX	XXX	XXX			
10. 2023.....	XXX	XXX	XXX	XXX	XXX	XXX	XXX	XXX		
11. 2024	XXX	XXX	XXX	XXX	XXX	XXX	XXX	XXX	XXX	

SECTION 2

Years in Which Premiums Were Earned and Losses Were Incurred	NUMBER OF CLAIMS OUTSTANDING DIRECT AND ASSUMED AT YEAR END									
	1	2	3	4	5	6	7	8	9	10
	2015	2016	2017	2018	2019	2020	2021	2022	2023	2024
1. Prior.....										
2. 2015.....										
3. 2016.....	XXX									
4. 2017.....	XXX	XXX								
5. 2018.....	XXX	XXX	XX							
6. 2019.....	XXX	XXX	XX	XXX						
7. 2020.....	XXX	XXX	XXX	XXX	XXX					
8. 2021.....	XXX	XXX	XXX	XXX	XXX	XXX				
9. 2022.....	XXX	XXX	XXX	XXX	XXX	XXX	XXX			
10. 2023.....	XXX	XXX	XXX	XXX	XXX	XXX	XXX	XXX		
11. 2024	XXX	XXX	XXX	XXX	XXX	XXX	XXX	XXX	XXX	

SECTION 3

Years in Which Premiums Were Earned and Losses Were Incurred	CUMULATIVE NUMBER OF CLAIMS REPORTED DIRECT AND ASSUMED AT YEAR END									
	1	2	3	4	5	6	7	8	9	10
	2015	2016	2017	2018	2019	2020	2021	2022	2023	2024
1. Prior.....										
2. 2015.....										
3. 2016.....	XXX									
4. 2017.....	XXX	XXX								
5. 2018.....	XXX	XXX	XX							
6. 2019.....	XXX	XXX	XX	XXX						
7. 2020.....	XXX	XXX	XXX	XXX	XXX					
8. 2021.....	XXX	XXX	XXX	XXX	XXX	XXX				
9. 2022.....	XXX	XXX	XXX	XXX	XXX	XXX	XXX			
10. 2023.....	XXX	XXX	XXX	XXX	XXX	XXX	XXX	XXX		
11. 2024	XXX	XXX	XXX	XXX	XXX	XXX	XXX	XXX	XXX	

ANNUAL STATEMENT FOR THE YEAR 2024 OF THE PROGRESSIVE CHOICE INSURANCE COMPANY

SCHEDULE P - PART 5B - PRIVATE PASSENGER AUTO LIABILITY/MEDICAL

SECTION 1

Years in Which Premiums Were Earned and Losses Were Incurred	CUMULATIVE NUMBER OF CLAIMS CLOSED WITH LOSS PAYMENT DIRECT AND ASSUMED AT YEAR END									
	1	2	3	4	5	6	7	8	9	10
	2015	2016	2017	2018	2019	2020	2021	2022	2023	2024
1. Prior.....	613	125	44	15	506	6	3	1		
2. 2015.....	1,956	2,574	2,671	2,707	2,721	2,724	2,731	2,733	2,733	2,734
3. 2016.....	XXX	2,222	2,902	3,016	3,059	3,070	3,080	3,085	3,087	3,087
4. 2017.....	XXX	XXX	2,321	3,049	3,172	3,211	3,231	3,240	3,245	3,246
5. 2018.....	XXX	XXX	XXX	2,585	3,440	3,574	3,627	3,646	3,657	3,661
6. 2019.....	XXX	XXX	XXX	XXX	2,844	3,732	3,892	3,953	3,975	3,983
7. 2020.....	XXX	XXX	XXX	XXX	XXX	2,282	3,071	3,218	3,271	3,289
8. 2021.....	XXX	XXX	XXX	XXX	XXX	XXX	2,659	3,783	3,994	4,061
9. 2022.....	XXX	XXX	XXX	XXX	XXX	XXX	XXX	2,565	3,727	3,926
10. 2023.....	XXX	XXX	XXX	XXX	XXX	XXX	XXX	XXX	2,961	4,150
11. 2024.....	XXX	XXX	XXX	XXX	XXX	XXX	XXX	XXX	XXX	3,271

SECTION 2

Years in Which Premiums Were Earned and Losses Were Incurred	NUMBER OF CLAIMS OUTSTANDING DIRECT AND ASSUMED AT YEAR END									
	1	2	3	4	5	6	7	8	9	10
	2015	2016	2017	2018	2019	2020	2021	2022	2023	2024
1. Prior.....	201	78	37	21	13	7	3	2	2	1
2. 2015.....	740	149	61	26	13	10	3	1	1	
3. 2016.....	XXX	812	176	70	29	18	9	3	2	1
4. 2017.....	XXX	XXX	879	191	75	37	18	9	4	2
5. 2018.....	XXX	XXX	XXX	1,019	216	91	39	20	10	5
6. 2019.....	XXX	XXX	XXX	XXX	1,132	247	100	40	19	10
7. 2020.....	XXX	XXX	XXX	XXX	XXX	1,011	223	87	34	16
8. 2021.....	XXX	XXX	XXX	XXX	XXX	XXX	1,396	299	107	40
9. 2022.....	XXX	XXX	XXX	XXX	XXX	XXX	XXX	1,374	285	100
10. 2023.....	XXX	XXX	XXX	XXX	XXX	XXX	XXX	XXX	1,449	312
11. 2024.....	XXX	XXX	XXX	XXX	XXX	XXX	XXX	XXX	XXX	1,722

SECTION 3

Years in Which Premiums Were Earned and Losses Were Incurred	CUMULATIVE NUMBER OF CLAIMS REPORTED DIRECT AND ASSUMED AT YEAR END									
	1	2	3	4	5	6	7	8	9	10
	2015	2016	2017	2018	2019	2020	2021	2022	2023	2024
1. Prior.....	172	24	9	1	851	1	2	(1)		
2. 2015.....	4,032	4,224	4,247	4,254	4,257	4,258	4,258	4,258	4,258	4,258
3. 2016.....	XXX	4,616	4,836	4,862	4,871	4,874	4,875	4,876	4,876	4,876
4. 2017.....	XXX	XXX	4,847	5,106	5,135	5,143	5,146	5,147	5,147	5,147
5. 2018.....	XXX	XXX	XXX	5,534	5,850	5,881	5,890	5,893	5,894	5,895
6. 2019.....	XXX	XXX	XXX	XXX	6,232	6,507	6,541	6,552	6,555	6,557
7. 2020.....	XXX	XXX	XXX	XXX	XXX	5,311	5,591	5,623	5,633	5,636
8. 2021.....	XXX	XXX	XXX	XXX	XXX	XXX	6,664	7,062	7,109	7,120
9. 2022.....	XXX	XXX	XXX	XXX	XXX	XXX	XXX	6,131	6,550	6,596
10. 2023.....	XXX	XXX	XXX	XXX	XXX	XXX	XXX	XXX	6,908	7,360
11. 2024.....	XXX	XXX	XXX	XXX	XXX	XXX	XXX	XXX	XXX	8,084

ANNUAL STATEMENT FOR THE YEAR 2024 OF THE PROGRESSIVE CHOICE INSURANCE COMPANY

SCHEDULE P - PART 5C - COMMERCIAL AUTO/TRUCK LIABILITY/MEDICAL

SECTION 1

Years in Which Premiums Were Earned and Losses Were Incurred	CUMULATIVE NUMBER OF CLAIMS CLOSED WITH LOSS PAYMENT DIRECT AND ASSUMED AT YEAR END									
	1	2	3	4	5	6	7	8	9	10
	2015	2016	2017	2018	2019	2020	2021	2022	2023	2024
1. Prior.....	2									
2. 2015.....	4	6	6	6	6	6	6	6	6	6
3. 2016.....	XXX	5	7	8	8	8	8	8	8	8
4. 2017.....	XXX	XXX	5	7	8	8	8	8	8	8
5. 2018.....	XXX	XXX	XXX	5	7	8	8	8	8	8
6. 2019.....	XXX	XXX	XXX	XXX	5	7	8	8	8	8
7. 2020.....	XXX	XXX	XXX	XXX	XXX	3	5	5	5	6
8. 2021.....	XXX	XXX	XXX	XXX	XXX	XXX	3	5	5	6
9. 2022.....	XXX	XXX	XXX	XXX	XXX	XXX	XXX	4	6	7
10. 2023.....	XXX	XXX	XXX	XXX	XXX	XXX	XXX	XXX	4	6
11. 2024	XXX	XXX	XXX	XXX	XXX	XXX	XXX	XXX	XXX	4

SECTION 2

Years in Which Premiums Were Earned and Losses Were Incurred	NUMBER OF CLAIMS OUTSTANDING DIRECT AND ASSUMED AT YEAR END									
	1	2	3	4	5	6	7	8	9	10
	2015	2016	2017	2018	2019	2020	2021	2022	2023	2024
1. Prior.....										
2. 2015.....	2									
3. 2016.....	XXX	2	1							
4. 2017.....	XXX	XXX	2	1						
5. 2018.....	XXX	XXX	XXX	3	1					
6. 2019.....	XXX	XXX	XXX	XXX	3	1				
7. 2020.....	XXX	XXX	XXX	XXX	XXX	2	1			
8. 2021.....	XXX	XXX	XXX	XXX	XXX	XXX	3	1		
9. 2022.....	XXX	XXX	XXX	XXX	XXX	XXX	XXX	3	1	
10. 2023.....	XXX	XXX	XXX	XXX	XXX	XXX	XXX	XXX	3	1
11. 2024	XXX	XXX	XXX	XXX	XXX	XXX	XXX	XXX	XXX	3

SECTION 3

Years in Which Premiums Were Earned and Losses Were Incurred	CUMULATIVE NUMBER OF CLAIMS REPORTED DIRECT AND ASSUMED AT YEAR END									
	1	2	3	4	5	6	7	8	9	10
	2015	2016	2017	2018	2019	2020	2021	2022	2023	2024
1. Prior.....	1									
2. 2015.....	8	9	9	9	9	9	9	9	9	9
3. 2016.....	XXX	10	11	11	11	11	11	11	11	11
4. 2017.....	XXX	XXX	10	11	11	11	12	11	11	11
5. 2018.....	XXX	XXX	XXX	11	12	12	12	12	12	12
6. 2019.....	XXX	XXX	XXX	XXX	11	12	12	12	12	12
7. 2020.....	XXX	XXX	XXX	XXX	XXX	8	8	9	9	9
8. 2021.....	XXX	XXX	XXX	XXX	XXX	XXX	9	9	9	9
9. 2022.....	XXX	XXX	XXX	XXX	XXX	XXX	XXX	10	12	12
10. 2023.....	XXX	XXX	XXX	XXX	XXX	XXX	XXX	XXX	10	12
11. 2024	XXX	XXX	XXX	XXX	XXX	XXX	XXX	XXX	XXX	10

ANNUAL STATEMENT FOR THE YEAR 2024 OF THE PROGRESSIVE CHOICE INSURANCE COMPANY

SCHEDULE P - PART 5D - WORKERS' COMPENSATION
(EXCLUDING EXCESS WORKERS' COMPENSATION)

SECTION 1

Years in Which Premiums Were Earned and Losses Were Incurred	CUMULATIVE NUMBER OF CLAIMS CLOSED WITH LOSS PAYMENT DIRECT AND ASSUMED AT YEAR END									
	1	2	3	4	5	6	7	8	9	10
	2015	2016	2017	2018	2019	2020	2021	2022	2023	2024
1. Prior.....										
2. 2015.....										
3. 2016.....	XXX									
4. 2017.....	XXX	XXX								
5. 2018.....	XXX	XXX	XX							
6. 2019.....	XXX	XXX	XX	XXX						
7. 2020.....	XXX	XXX	XXX	XXX	XXX					
8. 2021.....	XXX	XXX	XXX	XXX	XXX	XXX				
9. 2022.....	XXX	XXX	XXX	XXX	XXX	XXX	XXX			
10. 2023.....	XXX	XXX	XXX	XXX	XXX	XXX	XXX	XXX		
11. 2024.....	XXX	XXX	XXX	XXX	XXX	XXX	XXX	XXX	XXX	

SECTION 2

Years in Which Premiums Were Earned and Losses Were Incurred	NUMBER OF CLAIMS OUTSTANDING DIRECT AND ASSUMED AT YEAR END									
	1	2	3	4	5	6	7	8	9	10
	2015	2016	2017	2018	2019	2020	2021	2022	2023	2024
1. Prior.....										
2. 2015.....										
3. 2016.....	XXX									
4. 2017.....	XXX	XXX								
5. 2018.....	XXX	XXX	XX							
6. 2019.....	XXX	XXX	XX	XXX						
7. 2020.....	XXX	XXX	XXX	XXX	XXX					
8. 2021.....	XXX	XXX	XXX	XXX	XXX	XXX				
9. 2022.....	XXX	XXX	XXX	XXX	XXX	XXX	XXX			
10. 2023.....	XXX	XXX	XXX	XXX	XXX	XXX	XXX	XXX		
11. 2024.....	XXX	XXX	XXX	XXX	XXX	XXX	XXX	XXX	XXX	

SECTION 3

Years in Which Premiums Were Earned and Losses Were Incurred	CUMULATIVE NUMBER OF CLAIMS REPORTED DIRECT AND ASSUMED AT YEAR END									
	1	2	3	4	5	6	7	8	9	10
	2015	2016	2017	2018	2019	2020	2021	2022	2023	2024
1. Prior.....										
2. 2015.....										
3. 2016.....	XXX									
4. 2017.....	XXX	XXX								
5. 2018.....	XXX	XXX	XX							
6. 2019.....	XXX	XXX	XX	XXX						
7. 2020.....	XXX	XXX	XXX	XXX	XXX					
8. 2021.....	XXX	XXX	XXX	XXX	XXX	XXX				
9. 2022.....	XXX	XXX	XXX	XXX	XXX	XXX	XXX			
10. 2023.....	XXX	XXX	XXX	XXX	XXX	XXX	XXX	XXX		
11. 2024.....	XXX	XXX	XXX	XXX	XXX	XXX	XXX	XXX	XXX	

ANNUAL STATEMENT FOR THE YEAR 2024 OF THE PROGRESSIVE CHOICE INSURANCE COMPANY

SCHEDULE P - PART 5E - COMMERCIAL MULTIPLE PERIL

SECTION 1

Years in Which Premiums Were Earned and Losses Were Incurred	CUMULATIVE NUMBER OF CLAIMS CLOSED WITH LOSS PAYMENT DIRECT AND ASSUMED AT YEAR END									
	1	2	3	4	5	6	7	8	9	10
	2015	2016	2017	2018	2019	2020	2021	2022	2023	2024
1. Prior.....										
2. 2015.....										
3. 2016.....	.XXX									
4. 2017.....	.XXX	.XXX								
5. 2018.....	.XXX	.XXX	.XXX							
6. 2019.....	.XXX	.XXX	.XXX	.XXX						
7. 2020.....	.XXX	.XXX	.XXX	.XXX	.XXX					
8. 2021.....	.XXX	.XXX	.XXX	.XXX	.XXX	.XXX				
9. 2022.....	.XXX	.XXX	.XXX	.XXX	.XXX	.XXX	.XXX			
10. 2023.....	.XXX	.XXX	.XXX	.XXX	.XXX	.XXX	.XXX	.XXX		
11. 2024	.XXX	.XXX	.XXX	.XXX	.XXX	.XXX	.XXX	.XXX	.XXX	

SECTION 2

Years in Which Premiums Were Earned and Losses Were Incurred	NUMBER OF CLAIMS OUTSTANDING DIRECT AND ASSUMED AT YEAR END									
	1	2	3	4	5	6	7	8	9	10
	2015	2016	2017	2018	2019	2020	2021	2022	2023	2024
1. Prior.....										
2. 2015.....										
3. 2016.....	.XXX									
4. 2017.....	.XXX	.XXX								
5. 2018.....	.XXX	.XXX	.XXX							
6. 2019.....	.XXX	.XXX	.XXX	.XXX						
7. 2020.....	.XXX	.XXX	.XXX	.XXX	.XXX					
8. 2021.....	.XXX	.XXX	.XXX	.XXX	.XXX	.XXX				
9. 2022.....	.XXX	.XXX	.XXX	.XXX	.XXX	.XXX	.XXX			
10. 2023.....	.XXX	.XXX	.XXX	.XXX	.XXX	.XXX	.XXX	.XXX		
11. 2024	.XXX	.XXX	.XXX	.XXX	.XXX	.XXX	.XXX	.XXX	.XXX	

SECTION 3

Years in Which Premiums Were Earned and Losses Were Incurred	CUMULATIVE NUMBER OF CLAIMS REPORTED DIRECT AND ASSUMED AT YEAR END									
	1	2	3	4	5	6	7	8	9	10
	2015	2016	2017	2018	2019	2020	2021	2022	2023	2024
1. Prior.....										
2. 2015.....										
3. 2016.....	.XXX									
4. 2017.....	.XXX	.XXX								
5. 2018.....	.XXX	.XXX	.XXX							
6. 2019.....	.XXX	.XXX	.XXX	.XXX						
7. 2020.....	.XXX	.XXX	.XXX	.XXX	.XXX					
8. 2021.....	.XXX	.XXX	.XXX	.XXX	.XXX	.XXX				
9. 2022.....	.XXX	.XXX	.XXX	.XXX	.XXX	.XXX	.XXX			
10. 2023.....	.XXX	.XXX	.XXX	.XXX	.XXX	.XXX	.XXX	.XXX		
11. 2024	.XXX	.XXX	.XXX	.XXX	.XXX	.XXX	.XXX	.XXX	.XXX	

Schedule P - Part 5F - Medical Professional Liability - Occurrence - Section 1A

N O N E

Schedule P - Part 5F - Medical Professional Liability - Occurrence - Section 2A

N O N E

Schedule P - Part 5F - Medical Professional Liability - Occurrence - Section 3A

N O N E

Schedule P - Part 5F - Medical Professional Liability - Claims-Made - Section 1B

N O N E

Schedule P - Part 5F - Medical Professional Liability - Claims-Made - Section 2B

N O N E

Schedule P - Part 5F - Medical Professional Liability - Claims-Made - Section 3B

N O N E

ANNUAL STATEMENT FOR THE YEAR 2024 OF THE PROGRESSIVE CHOICE INSURANCE COMPANY

SCHEDULE P - PART 5H - OTHER LIABILITY - OCCURRENCE

SECTION 1A

Years in Which Premiums Were Earned and Losses Were Incurred	CUMULATIVE NUMBER OF CLAIMS CLOSED WITH LOSS PAYMENT DIRECT AND ASSUMED AT YEAR END									
	1	2	3	4	5	6	7	8	9	10
	2015	2016	2017	2018	2019	2020	2021	2022	2023	2024
1. Prior.....	1									
2. 2015.....	4	4	4	4	4	4	4	4	4	4
3. 2016.....	XXX	4	5	5	5	5	5	5	5	5
4. 2017.....	XXX	XXX	5	6	6	6	6	6	6	6
5. 2018.....	XXX	XXX	XXX	6	6	7	7	7	7	7
6. 2019.....	XXX	XXX	XXX	XXX	5	6	6	6	6	6
7. 2020.....	XXX	XXX	XXX	XXX	XXX	8	9	9	9	9
8. 2021.....	XXX	XXX	XXX	XXX	XXX	XXX	6	7	7	7
9. 2022.....	XXX	XXX	XXX	XXX	XXX	XXX	XXX	10	12	12
10. 2023.....	XXX	XXX	XXX	XXX	XXX	XXX	XXX	XXX	7	8
11. 2024	XXX	XXX	XXX	XXX	XXX	XXX	XXX	XXX	XXX	10

SECTION 2A

Years in Which Premiums Were Earned and Losses Were Incurred	NUMBER OF CLAIMS OUTSTANDING DIRECT AND ASSUMED AT YEAR END									
	1	2	3	4	5	6	7	8	9	10
	2015	2016	2017	2018	2019	2020	2021	2022	2023	2024
1. Prior.....										
2. 2015.....	1									
3. 2016.....	XXX	1								
4. 2017.....	XXX	XXX	1							
5. 2018.....	XXX	XXX	XXX	1						
6. 2019.....	XXX	XXX	XXX	XXX	1					
7. 2020.....	XXX	XXX	XXX	XXX	XXX	1				
8. 2021.....	XXX	XXX	XXX	XXX	XXX	XXX	1			
9. 2022.....	XXX	XXX	XXX	XXX	XXX	XXX	XXX	2		
10. 2023.....	XXX	XXX	XXX	XXX	XXX	XXX	XXX	XXX	1	
11. 2024	XXX	XXX	XXX	XXX	XXX	XXX	XXX	XXX	XXX	2

SECTION 3A

Years in Which Premiums Were Earned and Losses Were Incurred	CUMULATIVE NUMBER OF CLAIMS REPORTED DIRECT AND ASSUMED AT YEAR END									
	1	2	3	4	5	6	7	8	9	10
	2015	2016	2017	2018	2019	2020	2021	2022	2023	2024
1. Prior.....										
2. 2015.....	6	7	7	7	7	7	7	7	7	7
3. 2016.....	XXX	8	8	8	8	8	8	8	8	8
4. 2017.....	XXX	XXX	9	10	10	10	10	9	9	9
5. 2018.....	XXX	XXX	XXX	9	10	10	10	10	10	10
6. 2019.....	XXX	XXX	XXX	XXX	10	11	11	10	10	10
7. 2020.....	XXX	XXX	XXX	XXX	XXX	15	16	16	16	16
8. 2021.....	XXX	XXX	XXX	XXX	XXX	XXX	12	13	13	13
9. 2022.....	XXX	XXX	XXX	XXX	XXX	XXX	XXX	18	19	19
10. 2023.....	XXX	XXX	XXX	XXX	XXX	XXX	XXX	XXX	13	13
11. 2024	XXX	XXX	XXX	XXX	XXX	XXX	XXX	XXX	XXX	18

Schedule P - Part 5H - Other Liability - Claims-Made - Section 1B

N O N E

Schedule P - Part 5H - Other Liability - Claims-Made - Section 2B

N O N E

Schedule P - Part 5H - Other Liability - Claims-Made - Section 3B

N O N E

Schedule P - Part 5R - Products Liability - Occurrence - Section 1A

N O N E

Schedule P - Part 5R - Products Liability - Occurrence - Section 2A

N O N E

Schedule P - Part 5R - Products Liability - Occurrence - Section 3A

N O N E

Schedule P - Part 5R - Products Liability - Claims-Made - Section 1B

N O N E

Schedule P - Part 5R - Products Liability - Claims-Made - Section 2B

N O N E

Schedule P - Part 5R - Products Liability - Claims-Made - Section 3B

N O N E

Schedule P - Part 5T - Warranty - Section 1

N O N E

Schedule P - Part 5T - Warranty - Section 2

N O N E

Schedule P - Part 5T - Warranty - Section 3

N O N E

ANNUAL STATEMENT FOR THE YEAR 2024 OF THE PROGRESSIVE CHOICE INSURANCE COMPANY

SCHEDULE P - PART 6C - COMMERCIAL AUTO/TRUCK LIABILITY/MEDICAL

SECTION 1

Years in Which Premiums Were Earned and Losses Were Incurred	CUMULATIVE PREMIUMS EARNED DIRECT AND ASSUMED AT YEAR END (\$000 OMITTED)										11 Current Year Premiums Earned
	1	2	3	4	5	6	7	8	9	10	
	2015	2016	2017	2018	2019	2020	2021	2022	2023	2024	
1. Prior.....											
2. 2015.....	167	167	167	167	167	167	167	167	167	167	
3. 2016.....	XXX	193	193	193	193	193	193	193	193	193	
4. 2017.....	XXX	XXX	210	210	210	210	210	210	210	210	
5. 2018.....	XXX	XXX	XXX	245	245	245	245	245	245	245	
6. 2019.....	XXX	XXX	XXX	XXX	276	276	276	276	276	276	
7. 2020.....	XXX	XXX	XXX	XXX	XXX	229	229	229	229	229	
8. 2021.....	XXX	XXX	XXX	XXX	XXX	XXX	240	240	240	240	
9. 2022.....	XXX	XXX	XXX	XXX	XXX	XXX	XXX	296	296	296	
10. 2023.....	XXX	XXX	XXX	XXX	XXX	XXX	XXX	XXX	375	375	
11. 2024.....	XXX	XXX	XXX	XXX	XXX	XXX	XXX	XXX	XXX	460	460
12. Totals.....	XXX	XXX	XXX	XXX	XXX	XXX	XXX	XXX	XXX	XXX	460
13. Earned Premiums (Sch P-Pt. 1)	167	193	210	245	276	229	240	296	375	460	XXX

SECTION 2

Years in Which Premiums Were Earned and Losses Were Incurred	CUMULATIVE PREMIUMS EARNED CEDED AT YEAR END (\$000 OMITTED)										11 Current Year Premiums Earned
	1	2	3	4	5	6	7	8	9	10	
	2015	2016	2017	2018	2019	2020	2021	2022	2023	2024	
1. Prior.....											
2. 2015.....											
3. 2016.....	XXX										
4. 2017.....	XXX	XXX									
5. 2018.....	XXX	XXX	XXX								
6. 2019.....	XXX	XXX	XXX	XXX							
7. 2020.....	XXX	XXX	XXX	XXX	XXX						
8. 2021.....	XXX	XXX	XXX	XXX	XXX	XXX					
9. 2022.....	XXX	XXX	XXX	XXX	XXX	XXX	XXX	1	1	1	
10. 2023.....	XXX	XXX	XXX	XXX	XXX	XXX	XXX	XXX			
11. 2024.....	XXX	XXX	XXX	XXX	XXX	XXX	XXX	XXX	XXX		
12. Totals.....	XXX	XXX	XXX	XXX	XXX	XXX	XXX	XXX	XXX	XXX	
13. Earned Premiums (Sch P-Pt. 1)								1			XXX

SCHEDULE P - PART 6D - WORKERS' COMPENSATION

(EXCLUDING EXCESS WORKERS' COMPENSATION)

SECTION 1

Years in Which Premiums Were Earned and Losses Were Incurred	CUMULATIVE PREMIUMS EARNED DIRECT AND ASSUMED AT YEAR END (\$000 OMITTED)										11 Current Year Premiums Earned
	1	2	3	4	5	6	7	8	9	10	
	2015	2016	2017	2018	2019	2020	2021	2022	2023	2024	
1. Prior.....											
2. 2015.....											
3. 2016.....	XXX										
4. 2017.....	XXX	XXX									
5. 2018.....	XXX	XXX	XXX								
6. 2019.....	XXX	XXX	XXX	XXX							
7. 2020.....	XXX	XXX	XXX	XXX	XXX						
8. 2021.....	XXX	XXX	XXX	XXX	XXX	XXX					
9. 2022.....	XXX	XXX	XXX	XXX	XXX	XXX	XXX				
10. 2023.....	XXX	XXX	XXX	XXX	XXX	XXX	XXX	XXX			
11. 2024.....	XXX	XXX	XXX	XXX	XXX	XXX	XXX	XXX	XXX		
12. Totals.....	XXX	XXX	XXX	XXX	XXX	XXX	XXX	XXX	XXX	XXX	
13. Earned Premiums (Sch P-Pt. 1)											XXX

SECTION 2

Years in Which Premiums Were Earned and Losses Were Incurred	CUMULATIVE PREMIUMS EARNED CEDED AT YEAR END (\$000 OMITTED)										11 Current Year Premiums Earned
	1	2	3	4	5	6	7	8	9	10	
	2015	2016	2017	2018	2019	2020	2021	2022	2023	2024	
1. Prior.....											
2. 2015.....											
3. 2016.....	XXX										
4. 2017.....	XXX	XXX									
5. 2018.....	XXX	XXX	XXX								
6. 2019.....	XXX	XXX	XXX	XXX							
7. 2020.....	XXX	XXX	XXX	XXX	XXX						
8. 2021.....	XXX	XXX	XXX	XXX	XXX	XXX					
9. 2022.....	XXX	XXX	XXX	XXX	XXX	XXX	XXX				
10. 2023.....	XXX	XXX	XXX	XXX	XXX	XXX	XXX	XXX			
11. 2024.....	XXX	XXX	XXX	XXX	XXX	XXX	XXX	XXX	XXX		
12. Totals.....	XXX	XXX	XXX	XXX	XXX	XXX	XXX	XXX	XXX	XXX	
13. Earned Premiums (Sch P-Pt. 1)											XXX

ANNUAL STATEMENT FOR THE YEAR 2024 OF THE PROGRESSIVE CHOICE INSURANCE COMPANY

SCHEDULE P - PART 6E - COMMERCIAL MULTIPLE PERIL

SECTION 1

Years in Which Premiums Were Earned and Losses Were Incurred	CUMULATIVE PREMIUMS EARNED DIRECT AND ASSUMED AT YEAR END (\$000 OMITTED)										11 Current Year Premiums Earned
	1	2	3	4	5	6	7	8	9	10	
	2015	2016	2017	2018	2019	2020	2021	2022	2023	2024	
1. Prior.....											
2. 2015.....											
3. 2016.....	XXX										
4. 2017.....	XXX	XXX									
5. 2018.....	XXX	XXX	XXX								
6. 2019.....	XXX	XXX	XXX	XXX							
7. 2020.....	XXX	XXX	XXX	XXX	XXX						
8. 2021.....	XXX	XXX	XXX	XXX	XXX	XXX					
9. 2022.....	XXX	XXX	XXX	XXX	XXX	XXX	XXX				
10. 2023.....	XXX	XXX	XXX	XXX	XXX	XXX	XXX	XXX	3	3	
11. 2024.....	XXX	XXX	XXX	XXX	XXX	XXX	XXX	XXX	XXX	8	8
12. Totals.....	XXX	XXX	XXX	XXX	XXX	XXX	XXX	XXX	XXX	XXX	8
13. Earned Premiums (Sch P-Pt. 1)									3	8	XXX

SECTION 2

Years in Which Premiums Were Earned and Losses Were Incurred	CUMULATIVE PREMIUMS EARNED CEDED AT YEAR END (\$000 OMITTED)										11 Current Year Premiums Earned
	1	2	3	4	5	6	7	8	9	10	
	2015	2016	2017	2018	2019	2020	2021	2022	2023	2024	
1. Prior.....											
2. 2015.....											
3. 2016.....	XXX										
4. 2017.....	XXX	XXX									
5. 2018.....	XXX	XXX	XXX								
6. 2019.....	XXX	XXX	XXX	XXX							
7. 2020.....	XXX	XXX	XXX	XXX	XXX						
8. 2021.....	XXX	XXX	XXX	XXX	XXX	XXX					
9. 2022.....	XXX	XXX	XXX	XXX	XXX	XXX	XXX				
10. 2023.....	XXX	XXX	XXX	XXX	XXX	XXX	XXX	XXX			
11. 2024.....	XXX	XXX	XXX	XXX	XXX	XXX	XXX	XXX	XXX		
12. Totals.....	XXX	XXX	XXX	XXX	XXX	XXX	XXX	XXX	XXX	XXX	
13. Earned Premiums (Sch P-Pt. 1)											XXX

SCHEDULE P - PART 6H - OTHER LIABILITY - OCCURRENCE

SECTION 1A

Years in Which Premiums Were Earned and Losses Were Incurred	CUMULATIVE PREMIUMS EARNED DIRECT AND ASSUMED AT YEAR END (\$000 OMITTED)										11 Current Year Premiums Earned
	1	2	3	4	5	6	7	8	9	10	
	2015	2016	2017	2018	2019	2020	2021	2022	2023	2024	
1. Prior.....											
2. 2015.....	133	133	133	133	133	133	133	133	133	133	
3. 2016.....	XXX	139	139	139	139	139	139	139	139	139	
4. 2017.....	XXX	XXX	146	146	146	146	146	146	146	146	
5. 2018.....	XXX	XXX	XXX	158	158	158	158	158	158	158	
6. 2019.....	XXX	XXX	XXX	XXX	176	176	176	176	176	176	
7. 2020.....	XXX	XXX	XXX	XXX	XXX	195	195	195	195	195	
8. 2021.....	XXX	XXX	XXX	XXX	XXX	XXX	226	226	226	226	
9. 2022.....	XXX	XXX	XXX	XXX	XXX	XXX	XXX	246	246	246	
10. 2023.....	XXX	XXX	XXX	XXX	XXX	XXX	XXX	XXX	270	270	
11. 2024.....	XXX	XXX	XXX	XXX	XXX	XXX	XXX	XXX	XXX	298	298
12. Totals.....	XXX	XXX	XXX	XXX	XXX	XXX	XXX	XXX	XXX	XXX	298
13. Earned Premiums (Sch P-Pt. 1)	133	139	146	158	176	195	226	246	270	298	XXX

SECTION 2A

Years in Which Premiums Were Earned and Losses Were Incurred	CUMULATIVE PREMIUMS EARNED CEDED AT YEAR END (\$000 OMITTED)										11 Current Year Premiums Earned
	1	2	3	4	5	6	7	8	9	10	
	2015	2016	2017	2018	2019	2020	2021	2022	2023	2024	
1. Prior.....											
2. 2015.....	2	2	2	2	2	2	2	2	2	2	
3. 2016.....	XXX	2	2	2	2	2	2	2	2	2	
4. 2017.....	XXX	XXX	3	3	3	3	3	3	3	3	
5. 2018.....	XXX	XXX	XXX	4	4	4	4	4	4	4	
6. 2019.....	XXX	XXX	XXX	XXX	4	4	4	4	4	4	
7. 2020.....	XXX	XXX	XXX	XXX	XXX	2	2	2	2	2	
8. 2021.....	XXX	XXX	XXX	XXX	XXX	XXX					
9. 2022.....	XXX	XXX	XXX	XXX	XXX	XXX	XXX				
10. 2023.....	XXX	XXX	XXX	XXX	XXX	XXX	XXX	XXX			
11. 2024.....	XXX	XXX	XXX	XXX	XXX	XXX	XXX	XXX	XXX		
12. Totals.....	XXX	XXX	XXX	XXX	XXX	XXX	XXX	XXX	XXX	XXX	
13. Earned Premiums (Sch P-Pt. 1)	2	2	3	4	4	2					XXX

ANNUAL STATEMENT FOR THE YEAR 2024 OF THE PROGRESSIVE CHOICE INSURANCE COMPANY

SCHEDULE P - PART 6H - OTHER LIABILITY - CLAIMS-MADE

SECTION 1B

Years in Which Premiums Were Earned and Losses Were Incurred	CUMULATIVE PREMIUMS EARNED DIRECT AND ASSUMED AT YEAR END (\$000 OMITTED)										11 Current Year Premiums Earned
	1	2	3	4	5	6	7	8	9	10	
	2015	2016	2017	2018	2019	2020	2021	2022	2023	2024	
1. Prior.....											
2. 2015.....											
3. 2016.....	XXX										
4. 2017.....	XXX	XXX									
5. 2018.....	XXX	XXX	XXX								
6. 2019.....	XXX	XXX	XXX	XXX							
7. 2020.....	XXX	XXX	XXX	XXX	XXX						
8. 2021.....	XXX	XXX	XXX	XXX	XXX	XXX					
9. 2022.....	XXX	XXX	XXX	XXX	XXX	XXX	XXX				
10. 2023.....	XXX	XXX	XXX	XXX	XXX	XXX	XXX	XXX	1	1	
11. 2024.....	XXX	XXX	XXX	XXX	XXX	XXX	XXX	XXX	XXX	1	1
12. Totals.....	XXX	XXX	XXX	XXX	XXX	XXX	XXX	XXX	XXX	XXX	1
13. Earned Premiums (Sch P-Pt. 1)									1	1	XXX

SECTION 2B

Years in Which Premiums Were Earned and Losses Were Incurred	CUMULATIVE PREMIUMS EARNED CEDED AT YEAR END (\$000 OMITTED)										11 Current Year Premiums Earned
	1	2	3	4	5	6	7	8	9	10	
	2015	2016	2017	2018	2019	2020	2021	2022	2023	2024	
1. Prior.....											
2. 2015.....	2	2	2	2	2	2	2	2	2	2	
3. 2016.....	XXX										
4. 2017.....	XXX	XXX									
5. 2018.....	XXX	XXX	XXX								
6. 2019.....	XXX	XXX	XXX	XXX							
7. 2020.....	XXX	XXX	XXX	XXX	XXX						
8. 2021.....	XXX	XXX	XXX	XXX	XXX	XXX					
9. 2022.....	XXX	XXX	XXX	XXX	XXX	XXX	XXX				
10. 2023.....	XXX	XXX	XXX	XXX	XXX	XXX	XXX	XXX			
11. 2024.....	XXX	XXX	XXX	XXX	XXX	XXX	XXX	XXX	XXX		
12. Totals.....	XXX	XXX	XXX	XXX	XXX	XXX	XXX	XXX	XXX	XXX	
13. Earned Premiums (Sch P-Pt. 1)											XXX

SCHEDULE P - PART 6M - INTERNATIONAL

SECTION 1

Years in Which Premiums Were Earned and Losses Were Incurred	CUMULATIVE PREMIUMS EARNED DIRECT AND ASSUMED AT YEAR END (\$000 OMITTED)										11 Current Year Premiums Earned
	1	2	3	4	5	6	7	8	9	10	
	2015	2016	2017	2018	2019	2020	2021	2022	2023	2024	
1. Prior.....											
2. 2015.....											
3. 2016.....	XXX										
4. 2017.....	XXX	XXX									
5. 2018.....	XXX	XXX	XXX								
6. 2019.....	XXX	XXX	XXX	XXX							
7. 2020.....	XXX	XXX	XXX	XXX	XXX						
8. 2021.....	XXX	XXX	XXX	XXX	XXX	XXX					
9. 2022.....	XXX	XXX	XXX	XXX	XXX	XXX	XXX				
10. 2023.....	XXX	XXX	XXX	XXX	XXX	XXX	XXX	XXX			
11. 2024.....	XXX	XXX	XXX	XXX	XXX	XXX	XXX	XXX	XXX		
12. Totals.....	XXX	XXX	XXX	XXX	XXX	XXX	XXX	XXX	XXX	XXX	
13. Earned Premiums (Sch P-Pt. 1)											XXX

SECTION 2

Years in Which Premiums Were Earned and Losses Were Incurred	CUMULATIVE PREMIUMS EARNED CEDED AT YEAR END (\$000 OMITTED)										11 Current Year Premiums Earned
	1	2	3	4	5	6	7	8	9	10	
	2015	2016	2017	2018	2019	2020	2021	2022	2023	2024	
1. Prior.....											
2. 2015.....											
3. 2016.....	XXX										
4. 2017.....	XXX	XXX									
5. 2018.....	XXX	XXX	XXX								
6. 2019.....	XXX	XXX	XXX	XXX							
7. 2020.....	XXX	XXX	XXX	XXX	XXX						
8. 2021.....	XXX	XXX	XXX	XXX	XXX	XXX					
9. 2022.....	XXX	XXX	XXX	XXX	XXX	XXX	XXX				
10. 2023.....	XXX	XXX	XXX	XXX	XXX	XXX	XXX	XXX			
11. 2024.....	XXX	XXX	XXX	XXX	XXX	XXX	XXX	XXX	XXX		
12. Totals.....	XXX	XXX	XXX	XXX	XXX	XXX	XXX	XXX	XXX	XXX	
13. Earned Premiums (Sch P-Pt. 1)											XXX

Schedule P - Part 6N- Reinsurance A - Nonproportional Assumed Property - Section 1
N O N E

Schedule P - Part 6N- Reinsurance A - Nonproportional Assumed Property - Section 2
N O N E

Schedule P - Part 6O - Reinsurance B - Nonproportional Liability - Section 1
N O N E

Schedule P - Part 6O - Reinsurance B - Nonproportional Assumed Liability - Section 2
N O N E

Schedule P - Part 6R - Products Liability - Occurrence - Section 1A
N O N E

Schedule P - Part 6R - Products Liability - Occurrence - Section 2A
N O N E

Schedule P - Part 6R - Products Liability - Claims-Made - Section 1B
N O N E

Schedule P - Part 6R - Products Liability - Claims-Made - Section 2B
N O N E

Schedule P - Part 7A - Section 1 - Primary Loss Sensitive Contracts
N O N E

Schedule P - Part 7A - Section 2 - Primary Loss Sensitive Contracts
N O N E

Schedule P - Part 7A - Section 3 - Primary Loss Sensitive Contracts
N O N E

Schedule P - Part 7A - Section 4 - Primary Loss Sensitive Contracts
N O N E

Schedule P - Part 7A - Section 5 - Primary Loss Sensitive Contracts
N O N E

Schedule P - Part 7B - Section 1 - Reinsurance Loss Sensitive Contracts
N O N E

Schedule P - Part 7B - Section 2 - Reinsurance Loss Sensitive Contracts
N O N E

Schedule P - Part 7B - Section 3 - Reinsurance Loss Sensitive Contracts
N O N E

Schedule P - Part 7B - Section 4 - Reinsurance Loss Sensitive Contracts
N O N E

Schedule P - Part 7B - Section 5 - Reinsurance Loss Sensitive Contracts
N O N E

Schedule P - Part 7B - Section 6 - Reinsurance Loss Sensitive Contracts
N O N E

Schedule P - Part 7B - Section 7 - Reinsurance Loss Sensitive Contracts
N O N E

SCHEDULE P INTERROGATORIES

1. The following questions relate to yet-to-be-issued Extended Reporting Endorsements (EREs) arising from Death, Disability, or Retirement (DDR) provisions in Medical Professional Liability Claims Made insurance policies. EREs provided for reasons other than DDR are not to be included.
- 1.1 Does the company issue Medical Professional Liability Claims Made insurance policies that provide tail (also known as an extended reporting endorsement, or “ERE”) benefits in the event of Death, Disability, or Retirement (DDR) at a reduced charge or at no additional cost? Yes [] No [X]
If the answer to question 1.1 is “no”, leave the following questions blank. If the answer to question 1.1 is “yes”, please answer the following questions:
- 1.2 What is the total amount of the reserve for that provision (DDR Reserve), as reported, explicitly or not, elsewhere in this statement (in dollars)?\$
- 1.3 Does the company report any DDR reserve as Unearned Premium Reserve per SSAP #65? Yes [] No [X]
- 1.4 Does the company report any DDR reserve as loss or loss adjustment expense reserve? Yes [] No [X]
- 1.5 If the company reports DDR reserve as Unearned Premium Reserve, does that amount match the figure on the Underwriting and Investment Exhibit, Part 1A - Recapitulation of all Premiums (Page 7) Column 2, Lines 11.1 plus 11.2? Yes [] No [] N/A [X]
- 1.6 If the company reports DDR reserve as loss or loss adjustment expense reserve, please complete the following table corresponding to where these reserves are reported in Schedule P:

Years in Which Premiums Were Earned and Losses Were Incurred		DDR Reserve Included in Schedule P, Part 1F, Medical Professional Liability Column 24: Total Net Losses and Expenses Unpaid	
		1 Section 1: Occurrence	2 Section 2: Claims-Made
1.601	Prior
1.602	2015
1.603	2016
1.604	2017
1.605	2018
1.606	2019
1.607	2020
1.608	2021
1.609	2022
1.610	2023
1.611	2024
1.612	Totals

2. The definition of allocated loss adjustment expenses (ALAE) and, therefore, unallocated loss adjustment expenses (ULAE) was changed effective January 1, 1998. This change in definition applies to both paid and unpaid expenses. Are these expenses (now reported as “Defense and Cost Containment” and “Adjusting and Other”) reported in compliance with these definitions in this statement? Yes [X] No []
3. The Adjusting and Other expense payments and reserves should be allocated to the years in which the losses were incurred based on the number of claims reported, closed and outstanding in those years. When allocating Adjusting and Other expense between companies in a group or a pool, the Adjusting and Other expense should be allocated in the same percentage used for the loss amounts and the claim counts. For reinsurers, Adjusting and Other expense assumed should be reported according to the reinsurance contract. For Adjusting and Other expense incurred by reinsurers, or in those situations where suitable claim count information is not available, Adjusting and Other expense should be allocated by a reasonable method determined by the company and described in Interrogatory 7, below. Are they so reported in this Statement? Yes [X] No []
4. Do any lines in Schedule P include reserves that are reported gross of any discount to present value of future payments, and that are reported net of such discounts on Page 10? Yes [] No [X]

If yes, proper disclosure must be made in the Notes to Financial Statements, as specified in the Instructions. Also, the discounts must be reported in Schedule P - Part 1, Columns 32 and 33. Schedule P must be completed gross of non-tabular discounting. Work papers relating to discount calculations must be available for examination upon request.
Discounting is allowed only if expressly permitted by the state insurance department to which this Annual Statement is being filed.
5. What were the net premiums in force at the end of the year for:
(in thousands of dollars)

5.1 Fidelity
5.2 Surety
6. Claim count information is reported per claim or per claimant (Indicate which)per claimant.....
If not the same in all years, explain in Interrogatory 7.
- 7.1 The information provided in Schedule P will be used by many persons to estimate the adequacy of the current loss and expense reserves, among other things. Are there any especially significant events, coverage, retention or accounting changes that have occurred that must be considered when making such analyses? Yes [] No [X]
- 7.2 (An extended statement may be attached.)
.....

SCHEDULE T - PART 2
INTERSTATE COMPACT - EXHIBIT OF PREMIUMS WRITTEN

Allocated by States and Territories

			Direct Business Only			
			1	2	3	4
States, Etc.			Life (Group and Individual)	Annuities (Group and Individual)	Disability Income (Group and Individual)	Long-Term Care (Group and Individual)
			5			6
			Deposit-Type Contracts			Totals
1.	Alabama	AL				
2.	Alaska	AK				
3.	Arizona	AZ				
4.	Arkansas	AR				
5.	California	CA				
6.	Colorado	CO				
7.	Connecticut	CT				
8.	Delaware	DE				
9.	District of Columbia	DC				
10.	Florida	FL				
11.	Georgia	GA				
12.	Hawaii	HI				
13.	Idaho	ID				
14.	Illinois	IL				
15.	Indiana	IN				
16.	Iowa	IA				
17.	Kansas	KS				
18.	Kentucky	KY				
19.	Louisiana	LA				
20.	Maine	ME				
21.	Maryland	MD				
22.	Massachusetts	MA				
23.	Michigan	MI				
24.	Minnesota	MN				
25.	Mississippi	MS				
26.	Missouri	MO				
27.	Montana	MT				
28.	Nebraska	NE				
29.	Nevada	NV				
30.	New Hampshire	NH				
31.	New Jersey	NJ				
32.	New Mexico	NM				
33.	New York	NY				
34.	North Carolina	NC				
35.	North Dakota	ND				
36.	Ohio	OH				
37.	Oklahoma	OK				
38.	Oregon	OR				
39.	Pennsylvania	PA				
40.	Rhode Island	RI				
41.	South Carolina	SC				
42.	South Dakota	SD				
43.	Tennessee	TN				
44.	Texas	TX				
45.	Utah	UT				
46.	Vermont	VT				
47.	Virginia	VA				
48.	Washington	WA				
49.	West Virginia	WV				
50.	Wisconsin	WI				
51.	Wyoming	WY				
52.	American Samoa	AS				
53.	Guam	GU				
54.	Puerto Rico	PR				
55.	U.S. Virgin Islands	VI				
56.	Northern Mariana Islands	MP				
57.	Canada	CAN				
58.	Aggregate Other Alien	OT				
59.	Total					

NONE

ANNUAL STATEMENT FOR THE YEAR 2024 OF THE PROGRESSIVE CHOICE INSURANCE COMPANY

SCHEDULE Y
PART 1A - DETAIL OF INSURANCE HOLDING COMPANY SYSTEM

1	2	3	4	5	6	7	8	9	10	11	12	13	14	15	16
Group Code	Group Name	NAIC Company Code	ID Number	Federal RSSD	CIK	Name of Securities Exchange if Publicly Traded (U.S. or International)	Names of Parent, Subsidiaries Or Affiliates	Domi-ciliary Location	Relation-ship to Reporting Entity	Directly Controlled by (Name of Entity/Person)	Type of Control (Ownership, Board, Management, Attorney-in-Fact, Influence, Other)	If Control is Owner-ship Provide Percen-tage	Ultimate Controlling Entity(ies)/Person(s)	Is an SCA Filing Re-quired? (Yes/No)	*
		00000	34-0963169		0000080661	NYSE	The Progressive Corporation	..OH.....	UIP.....	Board, Management	Board		The Progressive Corporation	...NO.....	...13....
.0155	Progressive Insurance Group	27804	95-2676519				Drive Insurance Company	..OH.....	IA.....	The Progressive Corporation	Ownership.....	100.000	The Progressive Corporation	...NO.....	...135...
		00000	83-0371533				Progressive Agency Holdings, Inc.	..DE.....	NIA.....	The Progressive Corporation	Ownership.....	100.000	The Progressive Corporation	...NO.....	...13....
.0155	Progressive Insurance Group	11410	68-0004572				Drive New Jersey Insurance Company	..NJ.....	IA.....	Progressive Agency Holdings, Inc.	Ownership.....	100.000	The Progressive Corporation	...NO.....	...13....
.0155	Progressive Insurance Group	12879	20-4093467				Progressive Commercial Casualty Company	..OH.....	IA.....	Progressive Agency Holdings, Inc.	Ownership.....	100.000	The Progressive Corporation	...NO.....	...13....
.0155	Progressive Insurance Group	24252	34-1094197				Progressive American Insurance Company	..OH.....	IA.....	Progressive Agency Holdings, Inc.	Ownership.....	100.000	The Progressive Corporation	...NO.....	...13....
.0155	Progressive Insurance Group	17350	31-1193845				Progressive Bayside Insurance Company	..OH.....	IA.....	Progressive Agency Holdings, Inc.	Ownership.....	100.000	The Progressive Corporation	...NO.....	...13....
.0155	Progressive Insurance Group	24260	34-6513736				Progressive Casualty Insurance Company	..OH.....	IA.....	Progressive Agency Holdings, Inc.	Ownership.....	100.000	The Progressive Corporation	...NO.....	...13....
		00000	34-1576555				PC Investment Company	..DE.....	NIA.....	Progressive Casualty Insurance Company	Ownership.....	100.000	The Progressive Corporation	...YES.....	...13....
.0155	Progressive Insurance Group	29203	74-1082840				Progressive County Mutual Insurance Company	..TX.....	IA.....	Progressive Casualty Insurance Company	Management.....		The Progressive Corporation	...NO.....	...123...
.0155	Progressive Insurance Group	42412	34-1374634				Progressive Gulf Insurance Company	..OH.....	IA.....	Progressive Casualty Insurance Company	Ownership.....	100.000	The Progressive Corporation	...YES.....	...13....
.0155	Progressive Insurance Group	32786	34-1172685				Progressive Specialty Insurance Company	..OH.....	IA.....	Progressive Casualty Insurance Company	Ownership.....	100.000	The Progressive Corporation	...YES.....	...13....
		00000					Trussville/Cahaba, AL, LLC	..OH.....	NIA.....	Progressive Specialty Insurance Company	Ownership.....	100.000	The Progressive Corporation	...NO.....	...13....
.0155	Progressive Insurance Group	42994	39-1453002				Progressive Classic Insurance Company	..WI.....	IA.....	Progressive Agency Holdings, Inc.	Ownership.....	100.000	The Progressive Corporation	...NO.....	...13....
.0155	Progressive Insurance Group	10067	99-0311930				Progressive Hawaii Insurance Corp.	..OH.....	IA.....	Progressive Agency Holdings, Inc.	Ownership.....	100.000	The Progressive Corporation	...NO.....	...13....
.0155	Progressive Insurance Group	10187	34-1787734				Progressive Michigan Insurance Company	..MI.....	IA.....	Progressive Agency Holdings, Inc.	Ownership.....	100.000	The Progressive Corporation	...NO.....	...13....
.0155	Progressive Insurance Group	35190	93-0935623				Progressive Mountain Insurance Company	..OH.....	IA.....	Progressive Agency Holdings, Inc.	Ownership.....	100.000	The Progressive Corporation	...NO.....	...13....
.0155	Progressive Insurance Group	38628	34-1318335				Progressive Northern Insurance Company	..WI.....	IA.....	Progressive Agency Holdings, Inc.	Ownership.....	100.000	The Progressive Corporation	...NO.....	...13....
.0155	Progressive Insurance Group	42919	91-1187829				Progressive Northwestern Insurance Company	..OH.....	IA.....	Progressive Agency Holdings, Inc.	Ownership.....	100.000	The Progressive Corporation	...NO.....	...13....
.0155	Progressive Insurance Group	37834	34-1287020				Progressive Preferred Insurance Company	..OH.....	IA.....	Progressive Agency Holdings, Inc.	Ownership.....	100.000	The Progressive Corporation	...NO.....	...13....
.0155	Progressive Insurance Group	10050	72-1269745				Progressive Security Insurance Company	..LA.....	IA.....	Progressive Agency Holdings, Inc.	Ownership.....	100.000	The Progressive Corporation	...NO.....	...13....
.0155	Progressive Insurance Group	38784	59-1951700				Progressive Southeastern Insurance Company	..IN.....	IA.....	Progressive Agency Holdings, Inc.	Ownership.....	100.000	The Progressive Corporation	...NO.....	...13....
.0155	Progressive Insurance Group	12302	20-3187886				Progressive Freedom Insurance Company	..OH.....	IA.....	Progressive Agency Holdings, Inc.	Ownership.....	100.000	The Progressive Corporation	...NO.....	...13....
							Progressive Commercial Advantage Agency, Inc.								
		00000	27-2393886					..OH.....	NIA.....	Progressive Agency Holdings, Inc.	Ownership.....	100.000	The Progressive Corporation	...NO.....	...13....
		00000	20-1583033				Progressive Commercial Holdings, Inc.	..DE.....	NIA.....	The Progressive Corporation	Ownership.....	100.000	The Progressive Corporation	...NO.....	...13....
.0155	Progressive Insurance Group	10194	59-3213819				Artisan and Truckers Casualty Company	..WI.....	IA.....	Progressive Commercial Holdings, Inc.	Ownership.....	100.000	The Progressive Corporation	...NO.....	...13....
.0155	Progressive Insurance Group	10243	06-0281045				National Continental Insurance Company	..NY.....	IA.....	Progressive Commercial Holdings, Inc.	Ownership.....	100.000	The Progressive Corporation	...NO.....	...13....
.0155	Progressive Insurance Group	10193	59-3213719				Progressive Express Insurance Company	..OH.....	IA.....	Progressive Commercial Holdings, Inc.	Ownership.....	100.000	The Progressive Corporation	...NO.....	...13....
.0155	Progressive Insurance Group	11770	36-3298008				United Financial Casualty Company	..OH.....	IA.....	Progressive Commercial Holdings, Inc.	Ownership.....	100.000	The Progressive Corporation	...NO.....	...13....
.0155	Progressive Insurance Group	15643	47-1849658				Blue Hill Specialty Insurance Company Inc.	..IL.....	IA.....	Progressive Commercial Holdings, Inc.	Ownership.....	100.000	The Progressive Corporation	...NO.....	...13....
		00000	35-0160330				Protective Insurance Corporation	..IN.....	NIA.....	Progressive Commercial Holdings, Inc.	Ownership.....	100.000	The Progressive Corporation	...NO.....	...13....
.0155	Progressive Insurance Group	12416	35-6021485				Protective Insurance Company	..IN.....	IA.....	Protective Insurance Corporation	Ownership.....	100.000	The Progressive Corporation	...NO.....	...13....
.0155	Progressive Insurance Group	40460	35-1524574				Sagamore Insurance Company	..IN.....	IA.....	Protective Insurance Company	Ownership.....	100.000	The Progressive Corporation	...NO.....	...13....
.0155	Progressive Insurance Group	13149	26-1865258				Protective Specialty Insurance Company	..IN.....	IA.....	Protective Insurance Company	Ownership.....	100.000	The Progressive Corporation	...NO.....	...13....
		00000	26-0327941				B&L Brokerage Services, Inc.	..IN.....	NIA.....	Protective Insurance Corporation	Ownership.....	100.000	The Progressive Corporation	...NO.....	...13....
		00000	45-3337116				B&L Management, Inc.	..DE.....	NIA.....	Protective Insurance Corporation	Ownership.....	100.000	The Progressive Corporation	...NO.....	...13....
		00000	35-1864904				B&L Insurance Ltd.	..BMU.....	IA.....	Protective Insurance Corporation	Ownership.....	100.000	The Progressive Corporation	...NO.....	...13....
		00000	38-3564766				Transport Specialty Insurance Agency, Inc.	..MI.....	NIA.....	B&L Brokerage Services, Inc.	Ownership.....	100.000	The Progressive Corporation	...NO.....	...13....
		00000	83-0371538				Progressive Direct Holdings, Inc.	..DE.....	UDP.....	The Progressive Corporation	Ownership.....	100.000	The Progressive Corporation	...NO.....	...13....
.0155	Progressive Insurance Group	44180	23-2599971				Mountain Laurel Assurance Company	..OH.....	IA.....	Progressive Direct Holdings, Inc.	Ownership.....	100.000	The Progressive Corporation	...NO.....	...13....
.0155	Progressive Insurance Group	11851	62-0484104				Progressive Advanced Insurance Company	..OH.....	IA.....	Progressive Direct Holdings, Inc.	Ownership.....	100.000	The Progressive Corporation	...NO.....	...13....
		00000	58-1772717				Progressive Auto Pro Insurance Agency, Inc.	..FL.....	NIA.....	Progressive Direct Holdings, Inc.	Ownership.....	100.000	The Progressive Corporation	...NO.....	...13....
.0155	Progressive Insurance Group	44288	62-1444848				Progressive Choice Insurance Company	..OH.....	RE.....	Progressive Direct Holdings, Inc.	Ownership.....	100.000	The Progressive Corporation	...NO.....	...13....
.0155	Progressive Insurance Group	16322	34-1524319				Progressive Direct Insurance Company	..OH.....	IA.....	Progressive Direct Holdings, Inc.	Ownership.....	100.000	The Progressive Corporation	...NO.....	...13....
		00000					Gadsden, AL, LLC	..OH.....	NIA.....	Progressive Direct Insurance Company	Ownership.....	100.000	The Progressive Corporation	...NO.....	...13....
.0155	Progressive Insurance Group	14800	22-2404709				Progressive Garden State Insurance Company	..NJ.....	IA.....	Progressive Direct Holdings, Inc.	Ownership.....	100.000	The Progressive Corporation	...NO.....	...13....
.0155	Progressive Insurance Group	37605	33-0350911				Progressive Marathon Insurance Company	..MI.....	IA.....	Progressive Direct Holdings, Inc.	Ownership.....	100.000	The Progressive Corporation	...NO.....	...13....
.0155	Progressive Insurance Group	24279	34-0472535				Progressive Max Insurance Company	..OH.....	IA.....	Progressive Direct Holdings, Inc.	Ownership.....	100.000	The Progressive Corporation	...NO.....	...13....

ANNUAL STATEMENT FOR THE YEAR 2024 OF THE PROGRESSIVE CHOICE INSURANCE COMPANY

SCHEDULE Y
PART 1A - DETAIL OF INSURANCE HOLDING COMPANY SYSTEM

1	2	3	4	5	6	7	8	9	10	11	12 Type of Control (Ownership, Board, Management, Attorney-in-Fact, Influence, Other)	13 If Control is Owner- ship Provide Percen- tage	14 Ultimate Controlling Entity(ies)/Person(s)	15 Is an SCA Filing Re- quired? (Yes/No)	16 *
Group Code	Group Name	NAIC Company Code	ID Number	Federal RSSD	CIK	Name of Securities Exchange if Publicly Traded (U.S. or International)	Names of Parent, Subsidiaries Or Affiliates	Domi- ciliary Loca- tion	Rela- tion- ship to Reporting Entity	Directly Controlled by (Name of Entity/Person)					
. 0155 ...	Progressive Insurance Group 44695	86-0686869	Progressive Paloverde Insurance Company IN..... IA.....	Progressive Direct Holdings, Inc.	Ownership.....	100.000 ...	The Progressive Corporation NO..... 13
. 0155 ...	Progressive Insurance Group 21735	36-3789786	Progressive Premier Insurance Company of Illinois OH..... IA.....	Progressive Direct Holdings, Inc.	Ownership.....	100.000 ...	The Progressive Corporation NO..... 13
. 0155 ...	Progressive Insurance Group 10192	59-3213815	Progressive Select Insurance Company OH..... IA.....	Progressive Direct Holdings, Inc.	Ownership.....	100.000 ...	The Progressive Corporation NO..... 13
..... 00000	34-1804869	Progressive Advantage Agency, Inc. OH..... NIA.....	Progressive Direct Holdings, Inc.	Ownership.....	100.000 ...	The Progressive Corporation NO..... 13
. 0155 ...	Progressive Insurance Group 21727	36-3789787	Progressive Universal Insurance Company WI..... IA.....	Progressive Direct Holdings, Inc.	Ownership.....	100.000 ...	The Progressive Corporation NO..... 13
. 0155 ...	Progressive Insurance Group 16816	84-4920049	Progressive Life Insurance Company OH..... IA.....	The Progressive Corporation	Ownership.....	100.000 ...	The Progressive Corporation NO..... 13
..... 00000	99-0311966	Garden Sun Insurance Services, Inc. HI..... NIA.....	The Progressive Corporation	Ownership.....	100.000 ...	The Progressive Corporation NO..... 13
..... 00000	95-2706008	Pacific Motor Club CA..... NIA.....	The Progressive Corporation	Ownership.....	100.000 ...	The Progressive Corporation NO..... 13
..... 00000	11-3203413	PROGNY Agency, Inc. NY..... NIA.....	The Progressive Corporation	Ownership.....	100.000 ...	The Progressive Corporation NO..... 13
..... 00000	34-1574447	Progressive Adjusting Company, Inc. OH..... NIA.....	The Progressive Corporation	Ownership.....	100.000 ...	The Progressive Corporation NO..... 13
..... 00000	13-3673368	Progressive Capital Management Corp. NY..... NIA.....	The Progressive Corporation	Ownership.....	100.000 ...	The Progressive Corporation NO..... 13
..... 00000	34-1378861	Progressive Investment Company, Inc. DE..... NIA.....	The Progressive Corporation	Ownership.....	100.000 ...	The Progressive Corporation NO..... 13
..... 00000	34-6530101	Progressive Premium Budget, Inc. OH..... NIA.....	The Progressive Corporation	Ownership.....	100.000 ...	The Progressive Corporation NO..... 13
..... 00000	34-1574448	Progressive RSC, Inc. OH..... NIA.....	The Progressive Corporation	Ownership.....	100.000 ...	The Progressive Corporation NO..... 13
..... 00000	84-3633213	358 Ventures, Inc. OH..... NIA.....	The Progressive Corporation	Ownership.....	100.000 ...	The Progressive Corporation NO..... 13
..... 00000	20-2702408	Progressive Vehicle Service Company OH..... NIA.....	The Progressive Corporation	Ownership.....	100.000 ...	The Progressive Corporation NO..... 13
..... 00000	51-0295493	Village Transport Corp. DE..... NIA.....	The Progressive Corporation	Ownership.....	100.000 ...	The Progressive Corporation NO..... 13
..... 00000	34-1324270	Wilson Mills Land Co. OH..... NIA.....	The Progressive Corporation	Ownership.....	100.000 ...	The Progressive Corporation NO..... 13
..... 00000	87-4036792	Progressive Next Inc. DE..... NIA.....	The Progressive Corporation	Ownership.....	100.000 ...	The Progressive Corporation NO..... 13
..... 00000	59-3491541	ARX Holding Corp. DE..... NIA.....	The Progressive Corporation	Ownership.....	100.000 ...	The Progressive Corporation NO..... 136 ..
. 0155 ...	Progressive Insurance Group 11072	56-2512990	ASI Home Insurance Corp. FL..... IA.....	ARX Holding Corp.	Ownership.....	100.000 ...	The Progressive Corporation NO..... 13
. 0155 ...	Progressive Insurance Group 13142	26-1996532	ASI Preferred Insurance Corp. FL..... IA.....	ARX Holding Corp.	Ownership.....	100.000 ...	The Progressive Corporation NO..... 13
. 0155 ...	Progressive Insurance Group 10872	59-3459912	American Strategic Insurance Corp. IN..... IA.....	ARX Holding Corp.	Ownership.....	100.000 ...	The Progressive Corporation NO..... 13
. 0155 ...	Progressive Insurance Group 11059	75-2904629	ASI Lloyds TX..... IA.....	ASI Lloyds, Inc.	Management.....	The Progressive Corporation NO..... 134 ...
. 0155 ...	Progressive Insurance Group 12196	20-1284676	ASI Assurance Corp. FL..... IA.....	ARX Holding Corp.	Ownership.....	100.000 ...	The Progressive Corporation NO..... 13
. 0155 ...	Progressive Insurance Group 14042	27-3421622	ASI Select Insurance Corp. IN..... IA.....	ARX Holding Corp.	Ownership.....	100.000 ...	The Progressive Corporation NO..... 13
..... 00000	59-3621835	ASI Lloyds, Inc. TX..... NIA.....	ARX Holding Corp.	Ownership.....	100.000 ...	The Progressive Corporation NO..... 13
..... 00000	11-3644072	Sunshine Security Insurance Agency, Inc. FL..... NIA.....	ARX Holding Corp.	Ownership.....	100.000 ...	The Progressive Corporation NO..... 13
..... 00000	59-3602626	ASI Underwriters Corp. FL..... NIA.....	ARX Holding Corp.	Ownership.....	100.000 ...	The Progressive Corporation NO..... 13
. 0155 ...	Progressive Insurance Group 13038	26-1142659	Progressive Property Insurance Company LA..... IA.....	ARX Holding Corp.	Ownership.....	100.000 ...	The Progressive Corporation NO..... 13
..... 00000	81-1112584	ASI Select Auto Insurance Corp. CA..... NIA.....	ARX Holding Corp.	Ownership.....	100.000 ...	The Progressive Corporation NO..... 13
..... 00000	47-4504370	PropertyPlus Insurance Agency, Inc. DE..... NIA.....	ARX Holding Corp.	Ownership.....	100.000 ...	The Progressive Corporation NO..... 13

Asterisk	Explanation
1	Schedule Y Part 1A is a common schedule for all companies of The Progressive Corporation, however column 10 requires specific relationship information relative to the reporting entity.
2	Progressive County Mutual Insurance Company is a Texas county mutual insurance company that is managed, but not owned by Progressive Casualty Insurance Company.
3	None of the companies that are part of The Progressive Corporation are Federally chartered or insured institutions and therefore, do not have Federal RSSD numbers.
4	ASI Lloyds is a Texas Lloyds insurance company that is managed, but not owned by ASI Lloyds, Inc.
5	Effective July 18, 2023, Progressive West Insurance Company changed its name to Drive Insurance Company.
6	Effective November 19, 2024 ARK Royal Underwriters, LLC was administratively dissolved.

ANNUAL STATEMENT FOR THE YEAR 2024 OF THE PROGRESSIVE CHOICE INSURANCE COMPANY

SCHEDULE Y

PART 2 - SUMMARY OF INSURER'S TRANSACTIONS WITH ANY AFFILIATES

1	2	3	4	5	6	7	8	9	10	11	12	13
NAIC Company Code	ID Number	Names of Insurers and Parent, Subsidiaries or Affiliates	Shareholder Dividends	Capital Contributions	Purchases, Sales or Exchanges of Loans, Securities, Real Estate, Mortgage Loans or Other Investments	Income/ (Disbursements) Incurred in Connection with Guarantees or Undertakings for the Benefit of any Affiliate(s)	Management Agreements and Service Contracts	Income/ (Disbursements) Incurred Under Reinsurance Agreements	*	Any Other Material Activity Not in the Ordinary Course of the Insurer's Business	Totals	Reinsurance Recoverable/ (Payable) on Losses and/or Reserve Credit Taken/(Liability)
	34-0963169	The Progressive Corporation		(26,000,000)			2,285,230,621				2,259,230,621	
	83-0371533	Progressive Agency Holdings, Inc.	2,126,000,000	(5,000,000)							2,121,000,000	
24260	34-6513736	Progressive Casualty Insurance Company	(1,014,000,000)		(553,791,488)		8,272,658,587	1,875,036,089	*		8,579,903,188	(9,099,696,429)
24252	34-1094197	Progressive American Insurance Company					(23,186,676)		*		(23,186,676)	
32786	34-1172685	Progressive Specialty Insurance Company	(182,000,000)		180,303,068		(79,361,608)		*		(81,058,540)	
38784	59-1951700	Progressive Southeastern Insurance Company	(7,000,000)		6,869,309		(11,408,290)		*		(11,538,981)	
38628	34-1318335	Progressive Northern Insurance Company	(291,000,000)		288,386,940		(135,584,060)		*		(138,197,120)	
37834	34-1287020	Progressive Preferred Insurance Company	(120,000,000)		118,929,174		(68,514,568)		*		(69,585,394)	
42412	34-1374634	Progressive Gulf Insurance Company	(42,000,000)		41,466,080		(21,682,755)		*		(22,216,675)	
42919	91-1187829	Progressive Northwestern Insurance Company	(273,000,000)		270,624,954		(133,215,080)		*		(135,590,126)	
42994	39-1453002	Progressive Classic Insurance Company	(62,000,000)		61,134,900		(34,232,024)		*		(35,097,124)	
17350	31-1193845	Progressive Bayside Insurance Company	(5,000,000)		4,921,296		(5,638,221)		*		(5,716,925)	
35190	93-0935623	Progressive Mountain Insurance Company		5,000,000			(10,164,162)		*		(5,164,162)	
10187	34-1787734	Progressive Michigan Insurance Company	(70,000,000)		69,324,391		(45,196,548)		*		(45,872,157)	
29203	74-1082840	Progressive County Mutual Insurance Company					(81,098,679)	(1,725,261,437)			(1,806,360,116)	6,763,373,485
10050	72-1269745	Progressive Security Insurance Company	(4,000,000)		3,887,394		(91,590,507)	(133,688,496)			(225,391,609)	502,554,868
11410	68-0004572	Drive New Jersey Insurance Company					(125,753,424)	22,986,215			(102,767,209)	1,247,625,439
10067	99-0311930	Progressive Hawaii Insurance Corp.	(56,000,000)		55,099,845		(88,173,816)				(89,073,971)	
12302	20-3187886	Progressive Freedom Insurance Company					(4,477,706)		*		(4,477,706)	
12879	20-4093467	Progressive Commercial Casualty Company					(102,686)				(102,686)	
	83-0371538	Progressive Direct Holdings, Inc.	1,061,000,000	(30,000,000)							1,031,000,000	
16322	34-1524319	Progressive Direct Insurance Company	(903,000,000)		897,368,031		(5,374,172,910)	815,660,706	*		(4,564,144,173)	(5,361,983,160)
24279	34-0472535	Progressive Max Insurance Company	(61,000,000)		60,149,053		(51,568,720)	616	*		(52,419,051)	11,036
44695	86-0686869	Progressive Paloverde Insurance Company		10,000,000			(6,632,381)		*		3,367,619	
21735	36-3789786	Progressive Premier Insurance Company of Illinois		5,000,000			(16,771,841)		*		(11,771,841)	
21727	36-3789787	Progressive Universal Insurance Company	(20,000,000)		19,649,652		(39,100,254)		*		(39,450,602)	
37605	33-0350911	Progressive Marathon Insurance Company	(40,000,000)		39,668,940		(51,570,712)		*		(51,901,772)	
10192	59-3213815	Progressive Select Insurance Company		3,000,000			(1,350,217,606)	(791,157,607)			(2,138,375,213)	4,274,660,070
44288	62-1444848	Progressive Choice Insurance Company					(3,443,470)		*		(3,443,470)	
11851	62-0484104	Progressive Advanced Insurance Company	(15,000,000)		14,751,512		(38,636,727)		*		(38,885,215)	
14800	22-2404709	Progressive Garden State Insurance Company		12,000,000			(272,822,819)	(24,503,099)			(285,325,918)	1,087,323,090
44180	23-2599971	Mountain Laurel Assurance Company	(22,000,000)		21,560,903		(177,936,872)				(178,375,969)	
	20-1583033	Progressive Commercial Holdings, Inc.	480,000,000								480,000,000	
11770	36-3298008	United Financial Casualty Company	(445,000,000)		440,731,328		(917,973,570)	552,019,861			(370,222,381)	(4,532,535,720)
10243	06-0281045	National Continental Insurance Company					(9,591,499)	(703,717)			(10,295,216)	5,133,754
10194	59-3213819	Artisan and Truckers Casualty Company					(223,174,201)	(176,671,034)			(399,845,235)	1,573,872,198
10193	59-3213719	Progressive Express Insurance Company	(35,000,000)		34,434,236		(202,799,649)	(338,193,374)			(541,558,787)	2,044,102,103
15643	47-1849658	Blue Hill Specialty Insurance Company Inc.									(89,420,068)	914,561,419
	34-1576555	PC Investment Company					(52,264,615)	(37,155,453)			(89,420,068)	
							438,766				438,766	

ANNUAL STATEMENT FOR THE YEAR 2024 OF THE PROGRESSIVE CHOICE INSURANCE COMPANY

SCHEDULE Y
PART 2 - SUMMARY OF INSURER’S TRANSACTIONS WITH ANY AFFILIATES

1	2	3	4	5	6	7	8	9	10	11	12	13
NAIC Company Code	ID Number	Names of Insurers and Parent, Subsidiaries or Affiliates	Shareholder Dividends	Capital Contributions	Purchases, Sales or Exchanges of Loans, Securities, Real Estate, Mortgage Loans or Other Investments	Income/ (Disbursements) Incurred in Connection with Guarantees or Undertakings for the Benefit of any Affiliate(s)	Management Agreements and Service Contracts	Income/ (Disbursements) Incurred Under Reinsurance Agreements	*	Any Other Material Activity Not in the Ordinary Course of the Insurer's Business	Totals	Reinsurance Recoverable/ (Payable) on Losses and/or Reserve Credit Taken/(Liability)
	34-1378861	Progressive Investment Company, Inc.			(2,075,469,518)		367,955				(2,075,101,563)	
	13-3673368	Progressive Capital Management Corp.					15,125,023				15,125,023	
	34-1804869	Progressive Advantage Agency, Inc.					(413,348,047)				(413,348,047)	
	27-2393886	Progressive Commercial Advantage Agency, Inc.					(1,783,881)				(1,783,881)	
	34-1574447	Progressive Adjusting Company, Inc.					(119,586)				(119,586)	
	51-0295493	Village Transport Corp.					1,117,700				1,117,700	
16816	84-4920049	Progressive Life Insurance Company		21,000,000			(7,239,561)				13,760,439	
27804	95-2676519	Drive Insurance Company		5,000,000			(96,875,486)	(38,369,270)			(130,244,756)	580,997,847
	84-3633213	358 Ventures, Inc.					(3,184,578)				(3,184,578)	
	87-4036792	Progressive Next Inc.					(14,399,845)				(14,399,845)	
	59-3491541	ARX Holding Corp		(87,000,000)			(1,156)				(87,001,156)	
10872	59-3459912	American Strategic Insurance Corp		95,000,000			(234,561,689)	29,071,792	*		(110,489,897)	(340,073,090)
11059	75-2904629	ASI Lloyds		20,000,000			(14,852,866)	(1,704,428)	*		3,442,706	
13038	26-1142659	Progressive Property Insurance Company					(1,849,136)	(1,078,881)	*		(2,928,017)	
12196	20-1284676	ASI Assurance Corp		3,000,000			(737,430)	(67,011)	*		2,195,559	
11072	56-2512990	ASI Home Insurance Corp		2,000,000			(7,253,058)	(190,603)	*		(5,443,661)	
13142	26-1996532	ASI Preferred Insurance Corp		(35,000,000)			(11,333,682)	(35,128,656)			(81,462,338)	340,073,090
14042	27-3421622	ASI Select Insurance Corp		2,000,000			(11,678,042)	(508,968)	*		(10,187,010)	
	11-3644072	Sunshine Security Insurance Agency Inc.					19,185				19,185	
	35-0160330	Protective Insurance Corporation		(60,000,000)			(212,838)				(60,212,838)	
12416	35-6021485	Protective Insurance Company		60,000,000			(4,456,374)	(11,325,541)			44,218,085	(36,414)
40460	35-1524574	Sagamore Insurance Company					(6,945,489)	5,941,168			(1,004,321)	294,027
13149	26-1865258	Protective Specialty Insurance Company					(2,213,652)	5,740,403			3,526,751	(954,435)
	35-1864904	B&L Insurance Ltd.						9,250,725			9,250,725	696,822
	26-0327941	B&L Brokerage Services, Inc.					6,148,355				6,148,355	
	45-3337116	B&L Management, Inc.					(1,140)				(1,140)	
9999999 Control Totals									XXX			

ANNUAL STATEMENT FOR THE YEAR 2024 OF THE PROGRESSIVE CHOICE INSURANCE COMPANY

24260	Progressive Casualty Insurance Company	49.00%	16322	Progressive Direct Insurance Company	77.00%
24252	Progressive American Insurance Company	2.00%	24279	Progressive Max Insurance Company	6.00%
32786	Progressive Specialty Insurance Company	7.00%	21735	Progressive Premier Insurance Company of Illinois	2.00%
38784	Progressive Southeastern Insurance Company	1.00%	21727	Progressive Universal Insurance Company	4.00%
38628	Progressive Northern Insurance Company	12.00%	37605	Progressive Marathon Insurance Company	6.00%
37834	Progressive Preferred Insurance Company	6.00%	44695	Progressive Paloverde Insurance Company	0.50%
42412	Progressive Gulf Insurance Company	2.00%	11851	Progressive Advanced Insurance Company	4.00%
42919	Progressive Northwestern Insurance Company	12.00%	44288	Progressive Choice Insurance Company	0.50%
42994	Progressive Classic Insurance Company	3.00%			
17350	Progressive Bayside Insurance Company	0.50%	10872	American Strategic Insurance Corp	76.50%
35190	Progressive Mountain Insurance Company	1.00%	11059	ASI Lloyds	17.00%
10187	Progressive Michigan Insurance Company	4.00%	11072	ASI Home Insurance Corp	2.00%
12302	Progressive Freedom Insurance Company	0.50%	14042	ASI Select Insurance Corp	2.00%
			13038	Progressive Property Insurance Company	2.00%
			12196	ASI Assurance Corp	0.50%

Detailed Explanation

For the above listed companies, see Annual Statement Footnote 26 for further information.

ANNUAL STATEMENT FOR THE YEAR 2024 OF THE PROGRESSIVE CHOICE INSURANCE COMPANY

SCHEDULE Y

PART 3 - ULTIMATE CONTROLLING PARTY AND LISTING OF OTHER U.S. INSURANCE GROUPS OR ENTITIES UNDER THAT ULTIMATE CONTROLLING PARTY'S CONTROL

1	2	3	4	5	6	7	8
		Ownership Percentage Column 2 of Column 1	Granted Disclaimer of Control\ Affiliation of Column 2 Over Column 1 (Yes/No)		U.S. Insurance Groups or Entities Controlled by Column 5	Ownership Percentage (Column 5 of Column 6)	Granted Disclaimer of Control\ Affiliation of Column 5 Over Column 6 (Yes/No)
Insurers in Holding Company	Owners with Greater Than 10% Ownership			Ultimate Controlling Party			
Progressive Casualty Insurance Company	Progressive Agency Holdings, Inc.	100.000	NO.....	The Progressive Corporation	Progressive Insurance Group	100.000	NO.....
Progressive American Insurance Company	Progressive Agency Holdings, Inc.	100.000	NO.....	The Progressive Corporation	Progressive Insurance Group	100.000	NO.....
Progressive Specialty Insurance Company	Progressive Casualty Insurance Company	100.000	NO.....	The Progressive Corporation	Progressive Insurance Group	100.000	NO.....
Progressive Southeastern Insurance Company	Progressive Agency Holdings, Inc.	100.000	NO.....	The Progressive Corporation	Progressive Insurance Group	100.000	NO.....
Progressive Northern Insurance Company	Progressive Agency Holdings, Inc.	100.000	NO.....	The Progressive Corporation	Progressive Insurance Group	100.000	NO.....
Progressive Preferred Insurance Company	Progressive Agency Holdings, Inc.	100.000	NO.....	The Progressive Corporation	Progressive Insurance Group	100.000	NO.....
Progressive Gulf Insurance Company	Progressive Casualty Insurance Company	100.000	NO.....	The Progressive Corporation	Progressive Insurance Group	100.000	NO.....
Progressive Northwestern Insurance Company	Progressive Agency Holdings, Inc.	100.000	NO.....	The Progressive Corporation	Progressive Insurance Group	100.000	NO.....
Progressive Classic Insurance Company	Progressive Agency Holdings, Inc.	100.000	NO.....	The Progressive Corporation	Progressive Insurance Group	100.000	NO.....
Progressive Bayside Insurance Company	Progressive Agency Holdings, Inc.	100.000	NO.....	The Progressive Corporation	Progressive Insurance Group	100.000	NO.....
Progressive Mountain Insurance Company	Progressive Agency Holdings, Inc.	100.000	NO.....	The Progressive Corporation	Progressive Insurance Group	100.000	NO.....
Progressive Michigan Insurance Company	Progressive Agency Holdings, Inc.	100.000	NO.....	The Progressive Corporation	Progressive Insurance Group	100.000	NO.....
Progressive County Mutual Insurance Company	NO.....	The Progressive Corporation	Progressive Insurance Group	100.000	NO.....
Drive Insurance Company	The Progressive Corporation	100.000	NO.....	The Progressive Corporation	Progressive Insurance Group	100.000	NO.....
Progressive Security Insurance Company	Progressive Agency Holdings, Inc.	100.000	NO.....	The Progressive Corporation	Progressive Insurance Group	100.000	NO.....
Drive New Jersey Insurance Company	Progressive Agency Holdings, Inc.	100.000	NO.....	The Progressive Corporation	Progressive Insurance Group	100.000	NO.....
Progressive Hawaii Insurance Corp.	Progressive Agency Holdings, Inc.	100.000	NO.....	The Progressive Corporation	Progressive Insurance Group	100.000	NO.....
Progressive Freedom Insurance Company	Progressive Agency Holdings, Inc.	100.000	NO.....	The Progressive Corporation	Progressive Insurance Group	100.000	NO.....
Progressive Commercial Casualty Company	Progressive Agency Holdings, Inc.	100.000	NO.....	The Progressive Corporation	Progressive Insurance Group	100.000	NO.....
Progressive Direct Insurance Company	Progressive Direct Holdings, Inc.	100.000	NO.....	The Progressive Corporation	Progressive Insurance Group	100.000	NO.....
Progressive Max Insurance Company	Progressive Direct Holdings, Inc.	100.000	NO.....	The Progressive Corporation	Progressive Insurance Group	100.000	NO.....
Progressive Paloverde Insurance Company	Progressive Direct Holdings, Inc.	100.000	NO.....	The Progressive Corporation	Progressive Insurance Group	100.000	NO.....
Progressive Premier Insurance Company of Illinois ..	Progressive Direct Holdings, Inc.	100.000	NO.....	The Progressive Corporation	Progressive Insurance Group	100.000	NO.....
Progressive Universal Insurance Company	Progressive Direct Holdings, Inc.	100.000	NO.....	The Progressive Corporation	Progressive Insurance Group	100.000	NO.....
Progressive Marathon Insurance Company	Progressive Direct Holdings, Inc.	100.000	NO.....	The Progressive Corporation	Progressive Insurance Group	100.000	NO.....
Progressive Select Insurance Company	Progressive Direct Holdings, Inc.	100.000	NO.....	The Progressive Corporation	Progressive Insurance Group	100.000	NO.....
Progressive Choice Insurance Company	Progressive Direct Holdings, Inc.	100.000	NO.....	The Progressive Corporation	Progressive Insurance Group	100.000	NO.....
Progressive Advanced Insurance Company	Progressive Direct Holdings, Inc.	100.000	NO.....	The Progressive Corporation	Progressive Insurance Group	100.000	NO.....
Progressive Garden State Insurance Company	Progressive Direct Holdings, Inc.	100.000	NO.....	The Progressive Corporation	Progressive Insurance Group	100.000	NO.....
Mountain Laurel Assurance Company	Progressive Direct Holdings, Inc.	100.000	NO.....	The Progressive Corporation	Progressive Insurance Group	100.000	NO.....
United Financial Casualty Company	Progressive Commercial Holdings, Inc.	100.000	NO.....	The Progressive Corporation	Progressive Insurance Group	100.000	NO.....
National Continental Insurance Company	Progressive Commercial Holdings, Inc.	100.000	NO.....	The Progressive Corporation	Progressive Insurance Group	100.000	NO.....
Artisan and Truckers Casualty Company	Progressive Commercial Holdings, Inc.	100.000	NO.....	The Progressive Corporation	Progressive Insurance Group	100.000	NO.....
Progressive Express Insurance Company	Progressive Commercial Holdings, Inc.	100.000	NO.....	The Progressive Corporation	Progressive Insurance Group	100.000	NO.....
Blue Hill Specialty Insurance Company Inc.	Progressive Commercial Holdings, Inc.	100.000	NO.....	The Progressive Corporation	Progressive Insurance Group	100.000	NO.....
American Strategic Insurance Corp	ARX Holding Corp.	100.000	NO.....	The Progressive Corporation	Progressive Insurance Group	100.000	NO.....
ASI Lloyds	NO.....	The Progressive Corporation	Progressive Insurance Group	100.000	NO.....
Progressive Property Insurance Company	ARX Holding Corp.	100.000	NO.....	The Progressive Corporation	Progressive Insurance Group	100.000	NO.....
ASI Assurance Corp	ARX Holding Corp.	100.000	NO.....	The Progressive Corporation	Progressive Insurance Group	100.000	NO.....
ASI Home Insurance Corp	ARX Holding Corp.	100.000	NO.....	The Progressive Corporation	Progressive Insurance Group	100.000	NO.....
ASI Preferred Insurance Corp	ARX Holding Corp.	100.000	NO.....	The Progressive Corporation	Progressive Insurance Group	100.000	NO.....
ASI Select Insurance Corp	ARX Holding Corp.	100.000	NO.....	The Progressive Corporation	Progressive Insurance Group	100.000	NO.....
Protective Insurance Company	Protective Insurance Corporation	100.000	NO.....	The Progressive Corporation	Progressive Insurance Group	100.000	NO.....
.....	Progressive Commercial Holdings, Inc.	100.000	NO.....	The Progressive Corporation	Progressive Insurance Group	100.000	NO.....
Sagamore Insurance Company	Protective Insurance Company	100.000	NO.....	The Progressive Corporation	Progressive Insurance Group	100.000	NO.....

SCHEDULE Y

PART 3 - ULTIMATE CONTROLLING PARTY AND LISTING OF OTHER U.S. INSURANCE GROUPS OR ENTITIES UNDER THAT ULTIMATE CONTROLLING PARTY'S CONTROL

1	2	3	4	5	6	7	8
Insurers in Holding Company	Owners with Greater Than 10% Ownership	Ownership Percentage Column 2 of Column 1	Granted Disclaimer of Control\ Affiliation of Column 2 Over Column 1 (Yes/No)	Ultimate Controlling Party	U.S. Insurance Groups or Entities Controlled by Column 5	Ownership Percentage (Column 5 of Column 6)	Granted Disclaimer of Control\ Affiliation of Column 5 Over Column 6 (Yes/No)
Protective Specialty Insurance Company	Protective Insurance Company 100.000 NO.....	The Progressive Corporation	Progressive Insurance Group 100.000 NO.....
Progressive Life Insurance Company	The Progressive Corporation 100.000 NO.....	The Progressive Corporation	Progressive Insurance Group 100.000 NO.....

ANNUAL STATEMENT FOR THE YEAR 2024 OF THE PROGRESSIVE CHOICE INSURANCE COMPANY

SUPPLEMENTAL EXHIBITS AND SCHEDULES INTERROGATORIES

REQUIRED FILINGS

The following supplemental reports are required to be filed as part of your statement filing unless specifically waived by the domiciliary state. However, in the event that your domiciliary state waives the filing requirement, your response of **WAIVED** to the specific interrogatory will be accepted in lieu of filing a “NONE” report and a bar code will be printed below. If the supplement is required of your company but is not being filed for whatever reason enter **SEE EXPLANATION** and provide an explanation following the interrogatory questions.

		Responses
MARCH FILING		
1.	Will an actuarial opinion be filed by March 1?	YES
2.	Will the Supplemental Compensation Exhibit be filed with the state of domicile by March 1?	YES
3.	Will the confidential Risk-based Capital Report be filed with the NAIC by March 1?.....	YES
4.	Will the confidential Risk-based Capital Report be filed with the state of domicile, if required by March 1?.....	YES
APRIL FILING		
5.	Will the Insurance Expense Exhibit be filed with the state of domicile and the NAIC by April 1?	YES
6.	Will Management’s Discussion and Analysis be filed by April 1?	YES
7.	Will the Supplemental Investment Risk Interrogatories be filed by April 1?	YES
MAY FILING		
8.	Will this company be included in a combined annual statement which is filed with the NAIC by May 1?	YES
JUNE FILING		
9.	Will an audited financial report be filed by June 1?	YES
10.	Will Accountant's Letter of Qualifications be filed with the state of domicile and electronically with the NAIC by June 1?	YES

SUPPLEMENTAL FILINGS

The following supplemental reports are required to be filed as part of your annual statement filing **if your company is engaged in the type of business covered by the supplement. However, in the event that your company does not transact the type of business for which the special report must be filed, your response of NO to the specific interrogatory will be accepted in lieu of filing a “NONE” report and a bar code will be printed below.** If the supplement is required of your company but is not being filed for whatever reason enter **SEE EXPLANATION** and provide an explanation following the interrogatory questions.


















MARCH FILING		
11.	Will Schedule SIS (Stockholder Information Supplement) be filed with the state of domicile by March 1?	NO
12.	Will the Financial Guaranty Insurance Exhibit be filed by March 1?.....	NO
13.	Will the Medicare Supplement Insurance Experience Exhibit be filed with the state of domicile and the NAIC by March 1?.....	NO
14.	Will Supplement A to Schedule T (Medical Professional Liability Supplement) be filed by March 1?	NO
15.	Will the Trusteed Surplus Statement be filed with the state of domicile and the NAIC by March 1?	NO
16.	Will the Premiums Attributed to Protected Cells Exhibit be filed by March 1?	NO
17.	Will the Reinsurance Summary Supplemental Filing for General Interrogatory 9 be filed with the state of domicile and the NAIC by March 1? ...	NO
18.	Will the Medicare Part D Coverage Supplement be filed with the state of domicile and the NAIC by March 1?.....	NO
19.	Will the confidential Actuarial Opinion Summary be filed with the state of domicile, if required, by March 15 (or the date otherwise specified)?..	YES
20.	Will the Reinsurance Attestation Supplement be filed with the state of domicile and the NAIC by March 1?	NO
21.	Will the Exceptions to the Reinsurance Attestation Supplement be filed with the state of domicile by March 1?	NO
22.	Will the Bail Bond Supplement be filed with the state of domicile and the NAIC by March 1?	NO
23.	Will the Director and Officer Insurance Coverage Supplement be filed with the state of domicile and the NAIC by March 1?	NO
24.	Will an approval from the reporting entity’s state of domicile for relief related to the five-year rotation requirement for lead audit partner be filed electronically with the NAIC by March 1?	NO
25.	Will an approval from the reporting entity’s state of domicile for relief related to the one-year cooling off period for independent CPA be filed electronically with the NAIC by March 1?	NO
26.	Will an approval from the reporting entity’s state of domicile for relief related to the Requirements for Audit Committees be filed electronically with the NAIC by March 1?.....	NO
27.	Will the Supplemental Schedule for Reinsurance Counterparty Reporting Exception - Asbestos and Pollution Contracts be filed with the state of domicile and the NAIC by March 1?.....	NO
28.	Will the Exhibit of Other Liabilities by Lines of Business be filed with the state of domicile and the NAIC by March 1?.....	YES
29.	Will the Market Conduct Annual Statement (MCAS) Premium Exhibit for Year be filed with appropriate jurisdictions and with the NAIC by March 1?.....	YES
APRIL FILING		
30.	Will the Credit Insurance Experience Exhibit be filed with the state of domicile and the NAIC by April 1?	NO
31.	Will the Long-term Care Experience Reporting Forms be filed with the state of domicile and the NAIC by April 1?	NO
32.	Will the Accident and Health Policy Experience Exhibit be filed by April 1?	NO
33.	Will the Supplemental Health Care Exhibit (Parts 1 and 2) be filed with the state of domicile and the NAIC by April 1?	NO
34.	Will the Cybersecurity Insurance Coverage Supplement be filed with the state of domicile and the NAIC by April 1?	NO
35.	Will the Life, Health & Annuity Guaranty Association Assessable Premium Exhibit - Parts 1 and 2 be filed with the state of domicile and the NAIC by April 1?	NO
36.	Will the Private Flood Insurance Supplement be filed with the state of domicile and the NAIC by April 1?	NO
37.	Will the Mortgage Guaranty Insurance Exhibit be filed with the state of domicile and the NAIC by April 1?	NO
AUGUST FILING		
38.	Will Management’s Report of Internal Control Over Financial Reporting be filed with the state of domicile by August 1?	NO
Explanations:		
11.		
12.		
13.		
14.		
15.		
16.		
17.		
18.		
20.		
21.		
22.		
23.		
24.		
25.		
26.		
27.		
30.		
31.		
32.		
33.		
34.		
35.		
36.		
37.		
38.		

Bar Codes:

11.	SIS Stockholder Information Supplement [Document Identifier 420]	
12.	Financial Guaranty Insurance Exhibit [Document Identifier 240]	
13.	Medicare Supplement Insurance Experience Exhibit [Document Identifier 360]	
14.	Supplement A to Schedule T [Document Identifier 455]	
15.	Trusteed Surplus Statement [Document Identifier 490]	
16.	Premiums Attributed to Protected Cells Exhibit [Document Identifier 385]	

ANNUAL STATEMENT FOR THE YEAR 2024 OF THE PROGRESSIVE CHOICE INSURANCE COMPANY

SUPPLEMENTAL EXHIBITS AND SCHEDULES INTERROGATORIES

17.	Reinsurance Summary Supplemental Filing [Document Identifier 401]	 <div>442882024401000000</div>
18.	Medicare Part D Coverage Supplement [Document Identifier 365]	 <div>442882024365000000</div>
20.	Reinsurance Attestation Supplement [Document Identifier 399]	 <div>442882024399000000</div>
21.	Exceptions to the Reinsurance Attestation Supplement [Document Identifier 400]	 <div>442882024400000000</div>
22.	Bail Bond Supplement [Document Identifier 500]	 <div>442882024500000000</div>
23.	Director and Officer Insurance Coverage Supplement [Document Identifier 505]	 <div>442882024505000000</div>
24.	Relief from the five-year rotation requirement for lead audit partner [Document Identifier 224]	 <div>442882024224000000</div>
25.	Relief from the one-year cooling off period for independent CPA [Document Identifier 225]	 <div>442882024225000000</div>
26.	Relief from the Requirements for Audit Committees [Document Identifier 226]	 <div>442882024226000000</div>
27.	Reinsurance Counterparty Reporting Exception – Asbestos and Pollution Contracts [Document Identifier 555]	 <div>442882024555000000</div>
30.	Credit Insurance Experience Exhibit [Document Identifier 230]	 <div>442882024230000000</div>
31.	Long-Term Care Experience Reporting Forms [Document Identifier 306]	 <div>442882024306000000</div>
32.	Accident and Health Policy Experience Exhibit [Document Identifier 210]	 <div>442882024210000000</div>
33.	Supplemental Health Care Exhibit (Parts 1 and 2) [Document Identifier 216]	 <div>442882024216000000</div>
34.	Cybersecurity and Identity Theft Insurance Coverage Supplement [Document Identifier 550]	 <div>442882024550000000</div>
35.	Life, Health & Annuity Guaranty Association Assessable Premium Exhibit - Parts 1 and 2 [Document Identifier 290]	 <div>442882024290000000</div>
36.	Private Flood Insurance Supplement [Document Identifier 560]	 <div>442882024560000000</div>
37.	Will the Mortgage Guaranty Insurance Exhibit [Document Identifier 565]	 <div>442882024565000000</div>
38.	Management's Report of Internal Control Over Financial Reporting [Document Identifier 223]	 <div>442882024223000000</div>

NONE



SUPPLEMENT FOR THE YEAR 2024 OF THE PROGRESSIVE CHOICE INSURANCE COMPANY

EXHIBIT OF OTHER LIABILITIES BY LINES OF BUSINESS

AS REPORTED ON LINE 17 OF THE EXHIBIT OF PREMIUMS AND LOSSES

(To Be Filed by March 1)

NAIC Group Code 0155

NAIC Company Code 44288

	Direct Business Only			
	Prior Year	Current Year		
	1	2	3	4
	Written Premium	Written Premium	Losses Paid (deducting salvage)	Losses Unpaid (Case Base)
1. Completed operations				
2. Errors & omissions (E&O)				
3. Directors & officers (D&O)				
4. Environmental liability				
5. Excess workers' compensation				
6. Commercial excess & umbrella				
7. Personal umbrella				
8. Employment liability				
9. Aggregate write-ins for facilities & premises (CGL)				
10. Internet & cyber liability				
11. Aggregate write-ins for other				
12. Total ASL 17 - other liability (sum of lines 1 through 11)				
DETAILS OF WRITE-INS				
0901. Comprehensive Personal Liability				
0902. Premises and Operations Liability				
0903. Commercial General Liability				
0998. Summary of remaining write-ins for Line 9 from overflow page				
0999. Totals (Lines 0901 through 0903 plus 0998)(Line 9 above)				
1101. Boaters				
1102. Motorist				
1103. Other				
1198. Summary of remaining write-ins for Line 11 from overflow page				
1199. Totals (Lines 1101 through 1103 plus 1198)(Line 11 above)				

SUPPLEMENT FOR THE YEAR 2024 OF THE PROGRESSIVE CHOICE INSURANCE COMPANY

OVERFLOW PAGE FOR WRITE-INS

Additional Write-ins for Exhibit of Other Liabilities by Lines of Business Line 9

	Direct Business Only			
	Prior Year	Current Year		
	1	2	3	4
	Written Premium	Written Premium	Losses Paid (deducting salvage)	Losses Unpaid (Case Base)
0904.
0997. Summary of remaining write-ins for Line 9 from overflow page				

Additional Write-ins for Exhibit of Other Liabilities by Lines of Business Line11

	Direct Business Only			
	Prior Year	Current Year		
	1	2	3	4
	Written Premium	Written Premium	Losses Paid (deducting salvage)	Losses Unpaid (Case Base)
1104.
1197. Summary of remaining write-ins for Line 11 from overflow page				



SUPPLEMENT FOR THE YEAR 2024 OF THE PROGRESSIVE CHOICE INSURANCE COMPANY

MARKET CONDUCT ANNUAL STATEMENT (MCAS) PREMIUM EXHIBIT FOR YEAR

For The Year Ended December 31, 2024
(To Be Filed by March 1)

FOR THE STATE OF: Georgia

NAIC Group Code 0155

NAIC Company Code 44288

MCAS LINE OF BUSINESS	MCAS Reportable Premium/Considerations (Yes/No)
1. Disability Income	
2. Health	
3. Homeowners	NO
4. Individual Annuity	
5. Individual Life	
6. Lender-Placed Home and Auto	
7. Long-Term Care	
8. Other Health	
9. Private Flood	
10. Private Passenger Auto	YES
11. Short-Term Limited Duration Health Plans	
12. Travel	