



PROPERTY AND CASUALTY COMPANIES - ASSOCIATION EDITION

ANNUAL STATEMENT

FOR THE YEAR ENDED DECEMBER 31, 2024

OF THE CONDITION AND AFFAIRS OF THE

GREAT AMERICAN RISK SOLUTIONS SURPLUS LINES INSURANCE COMPANY

NAIC Group Code	0084	0084	NAIC Company Code	35351	Employer's ID Number	31-0912199
	(Current)	(Prior)				
Organized under the Laws of	OH				State of Domicile or Port of Entry	OH
Country of Domicile	United States of America					
Incorporated/Organized	07/15/1977			Commenced Business	12/01/1977	
Statutory Home Office	301 E. Fourth Street			Cincinnati, OH, US 45202		
	(Street and Number)			(City or Town, State, Country and Zip Code)		
Main Administrative Office	301 E. Fourth Street					
	(Street and Number)					
	Cincinnati, OH, US 45202			513-369-5000		
	(City or Town, State, Country and Zip Code)			(Area Code) (Telephone Number)		
Mail Address	301 E. Fourth Street			Cincinnati, OH, US 45202		
	(Street and Number or P.O. Box)			(City or Town, State, Country and Zip Code)		
Primary Location of Books and Records	301 E. Fourth Street					
	(Street and Number)					
	Cincinnati, OH, US 45202			513-369-5000		
	(City or Town, State, Country and Zip Code)			(Area Code) (Telephone Number)		
Internet Website Address	www.greatamericaninsurancegroup.com					
Statutory Statement Contact	Judith Elaine Gill			513-369-5000		
	(Name)			(Area Code) (Telephone Number)		
	statutoryfilings@gaig.com			513-369-5830		
	(E-mail Address)			(FAX Number)		

OFFICERS

President	David Lawrence Thompson Jr.	Vice President & Controller	Judith Elaine Gill
Secretary	Matthew David Felvus	Vice President & Actuary	Lisa Ann Hays

OTHER

Anthony Joseph Mercurio, Executive Vice President	Michael Eugene Sullivan Jr., Executive Vice President	Sue Ann Erhart, Senior Vice President & General Counsel
Annette Denise Gardner, Senior Vice President, Chief Financial Officer & Treasurer	Aaron Beasy Latto, Senior Vice President	Bruce Robert Smith Jr., Senior Vice President
John William Tholen, Vice President	Magdalena Franziska Kulik Grossman, Chief Compliance Officer	Stephen Charles Beraha, Assistant Vice President & Assistant Secretary
Matthew John Stevens, Assistant Treasurer	Robert Jude Zbacnik, Assistant Treasurer	

DIRECTORS OR TRUSTEES

Michelle Ann Gillis	Brian Scott Hertzman	Anthony Joseph Mercurio
Michael Eugene Sullivan, Jr.	David Lawrence Thompson Jr.	

State of Ohio
County of Hamilton SS


The officers of this reporting entity being duly sworn, each depose and say that they are the described officers of said reporting entity, and that on the reporting period stated above, all of the herein described assets were the absolute property of the said reporting entity, free and clear from any liens or claims thereon, except as herein stated, and that this statement, together with related exhibits, schedules and explanations therein contained, annexed or referred to, is a full and true statement of all the assets and liabilities and of the condition and affairs of the said reporting entity as of the reporting period stated above, and of its income and deductions therefrom for the period ended, and have been completed in accordance with the NAIC Annual Statement Instructions and Accounting Practices and Procedures manual except to the extent that: (1) state law may differ; or, (2) that state rules or regulations require differences in reporting not related to accounting practices and procedures, according to the best of their information, knowledge and belief, respectively. Furthermore, the scope of this attestation by the described officers also includes the related corresponding electronic filing with the NAIC, when required, that is an exact copy (except for formatting differences due to electronic filing) of the enclosed statement. The electronic filing may be requested by various regulators in lieu of or in addition to the enclosed statement.

David Lawrence Thompson, Jr. President	Matthew David Felvus Secretary	Judith Elaine Gill Vice President & Controller

Subscribed and sworn to before me this 12th day of February, 2025

Holly M. Clayton
Notary Public State of Ohio
April 28th, 2025

- a. Is this an original filing? Yes [X] No []
- b. If no,
1. State the amendment number.....
2. Date filed
3. Number of pages attached.....





ANNUAL STATEMENT FOR THE YEAR 2024 OF THE GREAT AMERICAN RISK SOLUTIONS SURPLUS LINES INSURANCE COMPANY

EXHIBIT OF PREMIUMS AND LOSSES (Statutory Page 14)

NAIC Group Code 0084 BUSINESS IN THE STATE OF Alabama DURING THE YEAR 2024 NAIC Company Code 35351

Line of Business		Gross Premiums, Including Policy and Membership Fees, Less Return Premiums and Premiums on Policies not Taken		3	4	5	6	7	8	9	10	11	12
		1	2										
		Direct Premiums Written	Direct Premiums Earned	Dividends Paid or Credited to Policyholders on Direct Business	Direct Unearned Premium Reserves	Direct Losses Paid (deducting salvage)	Direct Losses Incurred	Direct Losses Unpaid	Direct Defense and Cost Containment Expense Paid	Direct Defense and Cost Containment Expense Incurred	Direct Defense and Cost Containment Expense Unpaid	Commissions and Brokerage Expenses	Taxes, Licenses and Fees
1.	Fire	0	1,857	0	0	0	(5,894)	2,811	0	(1,500)	697	7	42
2.1	Allied Lines	0	302	0	0	0	(959)	458	0	(244)	113	1	7
2.2	Multiple Peril Crop	0	0	0	0	0	0	0	0	0	0	0	0
2.3	Federal Flood	0	0	0	0	0	0	0	0	0	0	0	0
2.4	Private Crop	0	0	0	0	0	0	0	0	0	0	0	0
2.5	Private Flood	0	0	0	0	0	0	0	0	0	0	0	0
3.	Farmowners Multiple Peril	0	0	0	0	0	0	0	0	0	0	0	0
4.	Homeowners Multiple Peril	0	0	0	0	0	0	0	0	0	0	0	0
5.1	Commercial Multiple Peril (Non-Liability Portion)	441,858	811,451	0	244,615	272,203	42,282	240,920	3,486	1,369	56,121	79,390	804
5.2	Commercial Multiple Peril (Liability Portion)	0	0	0	0	0	0	0	0	0	0	0	0
6.	Mortgage Guaranty	0	0	0	0	0	0	0	0	0	0	0	0
8.	Ocean Marine	0	0	0	0	0	0	0	0	0	0	0	0
9.1	Inland Marine	0	0	0	0	0	0	0	0	0	0	0	0
9.2	Pet Insurance Plans	0	0	0	0	0	0	0	0	0	0	0	0
10.	Financial Guaranty	0	0	0	0	0	0	0	0	0	0	0	0
11.1	Medical Professional Liability - Occurrence	0	0	0	0	0	0	0	0	0	0	0	0
11.2	Medical Professional Liability - Claims-Made	0	0	0	0	0	0	0	0	0	0	0	0
12.	Earthquake	0	0	0	0	0	0	0	0	0	0	0	0
13.1	Comprehensive (hospital and medical) ind (b)	0	0	0	0	0	0	0	0	0	0	0	0
13.2	Comprehensive (hospital and medical) group (b)	0	0	0	0	0	0	0	0	0	0	0	0
14.	Credit A&H (Group and Individual)	0	0	0	0	0	0	0	0	0	0	0	0
15.1	Vision Only (b).....	0	0	0	0	0	0	0	0	0	0	0	0
15.2	Dental Only (b)	0	0	0	0	0	0	0	0	0	0	0	0
15.3	Disability Income (b)	0	0	0	0	0	0	0	0	0	0	0	0
15.4	Medicare Supplement (b)	0	0	0	0	0	0	0	0	0	0	0	0
15.5	Medicaid Title XIX (b)	0	0	0	0	0	0	0	0	0	0	0	0
15.6	Medicare Title XVIII (b).....	0	0	0	0	0	0	0	0	0	0	0	0
15.7	Long-Term Care (b)	0	0	0	0	0	0	0	0	0	0	0	0
15.8	Federal Employees Health Benefits Plan (b)	0	0	0	0	0	0	0	0	0	0	0	0
15.9	Other Health (b)	0	0	0	0	0	0	0	0	0	0	0	0
16.	Workers' Compensation	0	0	0	0	0	0	0	0	0	0	0	0
17.1	Other Liability - Occurrence	2,531,088	1,565,022	0	1,097,933	0	690,224	1,037,074	325	84,544	202,495	342,563	360
17.2	Other Liability - Claims-Made	11,375	7,168	0	4,207	0	(9,191)	15,183	0	(4,952)	2,470	2,002	0
17.3	Excess Workers' Compensation	0	0	0	0	0	0	0	0	0	0	0	0
18.1	Products Liability - Occurrence	371,908	258,183	0	201,040	0	78,580	97,622	0	49,022	58,339	65,623	131
18.2	Products Liability - Claims-Made	15,000	12,082	0	2,918	0	3,287	3,379	0	2,162	2,185	2,664	0
19.1	Private Passenger Auto No-Fault (Personal Injury Protection)	0	0	0	0	0	0	0	0	0	0	0	0
19.2	Other Private Passenger Auto Liability	0	0	0	0	0	0	0	0	0	0	0	0
19.3	Commercial Auto No-Fault (Personal Injury Protection)	0	0	0	0	0	0	0	0	0	0	0	0
19.4	Other Commercial Auto Liability	0	0	0	0	0	0	0	0	0	0	0	0
21.1	Private Passenger Auto Physical Damage	0	0	0	0	0	0	0	0	0	0	0	0
21.2	Commercial Auto Physical Damage	0	0	0	0	0	0	0	0	0	0	0	0
22.	Aircraft (all perils)	0	0	0	0	0	0	0	0	0	0	0	0
23.	Fidelity	0	0	0	0	0	0	0	0	0	0	0	0
24.	Surety	0	0	0	0	0	0	0	0	0	0	0	0
26.	Burglary and Theft	0	0	0	0	0	0	0	0	0	0	0	0
27.	Boiler and Machinery	5,698	16,998	0	3,812	0	0	0	0	0	0	1,044	19
28.	Credit	0	0	0	0	0	0	0	0	0	0	0	0
29.	International	0	0	0	0	0	0	0	0	0	0	0	0
30.	Warranty	0	0	0	0	0	0	0	0	0	0	0	0
31.	Reins nonproportional assumed property	XXX	XXX	XXX	XXX	XXX	XXX	XXX	XXX	XXX	XXX	XXX	XXX
32.	Reins nonproportional assumed liability	XXX	XXX	XXX	XXX	XXX	XXX	XXX	XXX	XXX	XXX	XXX	XXX
33.	Reins nonproportional assumed financial lines	XXX	XXX	XXX	XXX	XXX	XXX	XXX	XXX	XXX	XXX	XXX	XXX
34.	Aggregate Write-Ins for Other Lines of Business	0	0	0	0	0	0	0	0	0	0	0	0
35.	Total (a)	3,376,927	2,673,064	0	1,554,525	272,203	798,330	1,397,447	3,811	130,402	322,421	493,295	1,363
DETAILS OF WRITE-INS													
3401.	Collateral Protection	0	0	0	0	0	0	0	0	0	0	0	0
3402.	Involuntary Unemployment	0	0	0	0	0	0	0	0	0	0	0	0
3403.	Patent Risk	0	0	0	0	0	0	0	0	0	0	0	0
3498.	Summary of remaining write-ins for Line 34 from overflow page	0	0	0	0	0	0	0	0	0	0	0	0
3499.	Totals (Lines 3401 through 3403 plus 3498)(Line 34 above)	0	0	0	0	0	0	0	0	0	0	0	0

(a) Finance and service charges not included in Lines 1 to 35 \$ 0
(b) For health business on indicated lines report: Number of persons insured under PPO managed care products 0 and number of persons insured under indemnity only products 0



ANNUAL STATEMENT FOR THE YEAR 2024 OF THE GREAT AMERICAN RISK SOLUTIONS SURPLUS LINES INSURANCE COMPANY

EXHIBIT OF PREMIUMS AND LOSSES (Statutory Page 14)

NAIC Group Code 0084 BUSINESS IN THE STATE OF Alaska DURING THE YEAR 2024 NAIC Company Code 35351

Line of Business		Gross Premiums, Including Policy and Membership Fees, Less Return Premiums and Premiums on Policies not Taken		3	4	5	6	7	8	9	10	11	12
		1	2										
		Direct Premiums Written	Direct Premiums Earned	Dividends Paid or Credited to Policyholders on Direct Business	Direct Unearned Premium Reserves	Direct Losses Paid (deducting salvage)	Direct Losses Incurred	Direct Losses Unpaid	Direct Defense and Cost Containment Expense Paid	Direct Defense and Cost Containment Expense Incurred	Direct Defense and Cost Containment Expense Unpaid	Commissions and Brokerage Expenses	Taxes, Licenses and Fees
1.	Fire	0	0	0	0	0	0	0	0	0	0	0	0
2.1	Allied Lines	0	0	0	0	0	0	0	0	0	0	0	0
2.2	Multiple Peril Crop	0	0	0	0	0	0	0	0	0	0	0	0
2.3	Federal Flood	0	0	0	0	0	0	0	0	0	0	0	0
2.4.	Private Crop	0	0	0	0	0	0	0	0	0	0	0	0
2.5	Private Flood	0	0	0	0	0	0	0	0	0	0	0	0
3.	Farmowners Multiple Peril	0	0	0	0	0	0	0	0	0	0	0	0
4.	Homeowners Multiple Peril	0	0	0	0	0	0	0	0	0	0	0	0
5.1	Commercial Multiple Peril (Non-Liability Portion)	498,098	589,385	0	381,047	0	65,740	160,631	0	19,469	38,045	88,670	33
5.2	Commercial Multiple Peril (Liability Portion)	0	0	0	0	0	0	0	0	0	0	0	0
6.	Mortgage Guaranty	0	0	0	0	0	0	0	0	0	0	0	0
8.	Ocean Marine	0	0	0	0	0	0	0	0	0	0	0	0
9.1	Inland Marine	0	0	0	0	0	0	0	0	0	0	0	0
9.2	Pet Insurance Plans	0	0	0	0	0	0	0	0	0	0	0	0
10.	Financial Guaranty	0	0	0	0	0	0	0	0	0	0	0	0
11.1	Medical Professional Liability - Occurrence	0	0	0	0	0	0	0	0	0	0	0	0
11.2	Medical Professional Liability - Claims-Made	0	0	0	0	0	0	0	0	0	0	0	0
12.	Earthquake	0	0	0	0	0	0	0	0	0	0	0	0
13.1	Comprehensive (hospital and medical) ind (b)	0	0	0	0	0	0	0	0	0	0	0	0
13.2	Comprehensive (hospital and medical) group (b)	0	0	0	0	0	0	0	0	0	0	0	0
14.	Credit A&H (Group and Individual)	0	0	0	0	0	0	0	0	0	0	0	0
15.1	Vision Only (b).....	0	0	0	0	0	0	0	0	0	0	0	0
15.2	Dental Only (b)	0	0	0	0	0	0	0	0	0	0	0	0
15.3	Disability Income (b)	0	0	0	0	0	0	0	0	0	0	0	0
15.4	Medicare Supplement (b)	0	0	0	0	0	0	0	0	0	0	0	0
15.5	Medicaid Title XIX (b)	0	0	0	0	0	0	0	0	0	0	0	0
15.6	Medicare Title XVIII (b).....	0	0	0	0	0	0	0	0	0	0	0	0
15.7	Long-Term Care (b)	0	0	0	0	0	0	0	0	0	0	0	0
15.8	Federal Employees Health Benefits Plan (b)	0	0	0	0	0	0	0	0	0	0	0	0
15.9	Other Health (b)	0	0	0	0	0	0	0	0	0	0	0	0
16.	Workers' Compensation	0	0	0	0	0	0	0	0	0	0	0	0
17.1	Other Liability - Occurrence	48,610	22,372	0	26,238	0	4,252	15,446	0	(498)	3,184	8,540	1
17.2	Other Liability - Claims-Made	0	0	0	0	0	0	0	0	0	0	0	0
17.3	Excess Workers' Compensation	0	0	0	0	0	0	0	0	0	0	0	0
18.1	Products Liability - Occurrence	280,753	267,756	0	12,997	0	91,791	91,791	0	66,739	66,739	49,650	14
18.2	Products Liability - Claims-Made	0	0	0	0	0	0	0	0	0	0	0	0
19.1	Private Passenger Auto No-Fault (Personal Injury Protection)	0	0	0	0	0	0	0	0	0	0	0	0
19.2	Other Private Passenger Auto Liability	0	0	0	0	0	0	0	0	0	0	0	0
19.3	Commercial Auto No-Fault (Personal Injury Protection)	0	0	0	0	0	0	0	0	0	0	0	0
19.4	Other Commercial Auto Liability	0	0	0	0	0	0	0	0	0	0	0	0
21.1	Private Passenger Auto Physical Damage	0	0	0	0	0	0	0	0	0	0	0	0
21.2	Commercial Auto Physical Damage	0	0	0	0	0	0	0	0	0	0	0	0
22.	Aircraft (all perils)	0	0	0	0	0	0	0	0	0	0	0	0
23.	Fidelity	0	0	0	0	0	0	0	0	0	0	0	0
24.	Surety	0	0	0	0	0	0	0	0	0	0	0	0
26.	Burglary and Theft	0	0	0	0	0	0	0	0	0	0	0	0
27.	Boiler and Machinery	5,562	7,450	0	4,359	0	0	0	0	0	0	991	0
28.	Credit	0	0	0	0	0	0	0	0	0	0	0	0
29.	International	0	0	0	0	0	0	0	0	0	0	0	0
30.	Warranty	0	0	0	0	0	0	0	0	0	0	0	0
31.	Reins nonproportional assumed property	XXX	XXX	XXX	XXX	XXX	XXX	XXX	XXX	XXX	XXX	XXX	XXX
32.	Reins nonproportional assumed liability	XXX	XXX	XXX	XXX	XXX	XXX	XXX	XXX	XXX	XXX	XXX	XXX
33.	Reins nonproportional assumed financial lines	XXX	XXX	XXX	XXX	XXX	XXX	XXX	XXX	XXX	XXX	XXX	XXX
34.	Aggregate Write-Ins for Other Lines of Business	0	0	0	0	0	0	0	0	0	0	0	0
35.	Total (a)	833,023	886,964	0	424,641	0	161,784	267,869	0	85,710	107,968	147,852	48
DETAILS OF WRITE-INS													
3401.	Collateral Protection	0	0	0	0	0	0	0	0	0	0	0	0
3402.	Involuntary Unemployment	0	0	0	0	0	0	0	0	0	0	0	0
3403.	Patent Risk	0	0	0	0	0	0	0	0	0	0	0	0
3498.	Summary of remaining write-ins for Line 34 from overflow page	0	0	0	0	0	0	0	0	0	0	0	0
3499.	Totals (Lines 3401 through 3403 plus 3498)(Line 34 above)	0	0	0	0	0	0	0	0	0	0	0	0

(a) Finance and service charges not included in Lines 1 to 35 \$ 0
(b) For health business on indicated lines report: Number of persons insured under PPO managed care products 0 and number of persons insured under indemnity only products 0



ANNUAL STATEMENT FOR THE YEAR 2024 OF THE GREAT AMERICAN RISK SOLUTIONS SURPLUS LINES INSURANCE COMPANY

EXHIBIT OF PREMIUMS AND LOSSES (Statutory Page 14)

NAIC Group Code 0084 BUSINESS IN THE STATE OF Arizona DURING THE YEAR 2024 NAIC Company Code 35351

Line of Business	Gross Premiums, Including Policy and Membership Fees, Less Return Premiums and Premiums on Policies not Taken		3	4	5	6	7	8	9	10	11	12
	1	2										
	Direct Premiums Written	Direct Premiums Earned	Dividends Paid or Credited to Policyholders on Direct Business	Direct Unearned Premium Reserves	Direct Losses Paid (deducting salvage)	Direct Losses Incurred	Direct Losses Unpaid	Direct Defense and Cost Containment Expense Paid	Direct Defense and Cost Containment Expense Incurred	Direct Defense and Cost Containment Expense Unpaid	Commissions and Brokerage Expenses	Taxes, Licenses and Fees
1. Fire	0	0	0	0	0	0	0	0	0	0	0	0
2.1 Allied Lines	0	0	0	0	0	0	0	0	0	0	0	0
2.2 Multiple Peril Crop	0	0	0	0	0	0	0	0	0	0	0	0
2.3 Federal Flood	0	0	0	0	0	0	0	0	0	0	0	0
2.4. Private Crop	0	0	0	0	0	0	0	0	0	0	0	0
2.5 Private Flood	0	0	0	0	0	0	0	0	0	0	0	0
3. Farmowners Multiple Peril	0	0	0	0	0	0	0	0	0	0	0	0
4. Homeowners Multiple Peril	0	0	0	0	0	0	0	0	0	0	0	0
5.1 Commercial Multiple Peril (Non-Liability Portion)	929,498	934,064	0	504,687	110,461	13,839	535,512	30,834	23,996	67,728	165,194	50
5.2 Commercial Multiple Peril (Liability Portion)	0	0	0	0	0	0	0	0	0	0	0	0
6. Mortgage Guaranty	0	0	0	0	0	0	0	0	0	0	0	0
8. Ocean Marine	0	0	0	0	0	0	0	0	0	0	0	0
9.1 Inland Marine	0	0	0	0	0	0	0	0	0	0	0	0
9.2 Pet Insurance Plans	0	0	0	0	0	0	0	0	0	0	0	0
10. Financial Guaranty	0	0	0	0	0	0	0	0	0	0	0	0
11.1 Medical Professional Liability - Occurrence	0	0	0	0	0	0	0	0	0	0	0	0
11.2 Medical Professional Liability - Claims-Made	0	0	0	0	0	0	0	0	0	0	0	0
12. Earthquake	0	0	0	0	0	0	0	0	0	0	0	0
13.1 Comprehensive (hospital and medical) ind (b)	0	0	0	0	0	0	0	0	0	0	0	0
13.2 Comprehensive (hospital and medical) group (b)	0	0	0	0	0	0	0	0	0	0	0	0
14. Credit A&H (Group and Individual)	0	0	0	0	0	0	0	0	0	0	0	0
15.1 Vision Only (b).....	0	0	0	0	0	0	0	0	0	0	0	0
15.2 Dental Only (b)	0	0	0	0	0	0	0	0	0	0	0	0
15.3 Disability Income (b)	0	0	0	0	0	0	0	0	0	0	0	0
15.4 Medicare Supplement (b)	0	0	0	0	0	0	0	0	0	0	0	0
15.5 Medicaid Title XIX (b)	0	0	0	0	0	0	0	0	0	0	0	0
15.6 Medicare Title XVIII (b).....	0	0	0	0	0	0	0	0	0	0	0	0
15.7 Long-Term Care (b)	0	0	0	0	0	0	0	0	0	0	0	0
15.8 Federal Employees Health Benefits Plan (b)	0	0	0	0	0	0	0	0	0	0	0	0
15.9 Other Health (b)	0	0	0	0	0	0	0	0	0	0	0	0
16. Workers' Compensation	0	0	0	0	0	0	0	0	0	0	0	0
17.1 Other Liability - Occurrence	3,507,012	2,891,918	0	1,385,182	1,000,000	2,285,054	1,703,023	0	256,561	375,304	619,656	199
17.2 Other Liability - Claims-Made	982,241	1,060,276	0	688,853	0	520,475	748,433	34,203	143,725	193,993	185,887	158
17.3 Excess Workers' Compensation	0	0	0	0	0	0	0	0	0	0	0	0
18.1 Products Liability - Occurrence	2,675,679	2,200,095	0	1,314,353	0	695,419	770,186	0	470,777	553,681	473,178	129
18.2 Products Liability - Claims-Made	167,407	67,924	0	111,429	0	17,946	20,023	0	11,223	12,129	29,426	6
19.1 Private Passenger Auto No-Fault (Personal Injury Protection)	0	0	0	0	0	0	0	0	0	0	0	0
19.2 Other Private Passenger Auto Liability	0	0	0	0	0	0	0	0	0	0	0	0
19.3 Commercial Auto No-Fault (Personal Injury Protection)	0	0	0	0	0	0	0	0	0	0	0	0
19.4 Other Commercial Auto Liability	0	0	0	0	0	0	0	0	0	0	0	0
21.1 Private Passenger Auto Physical Damage	0	0	0	0	0	0	0	0	0	0	0	0
21.2 Commercial Auto Physical Damage	0	0	0	0	0	0	0	0	0	0	0	0
22. Aircraft (all perils)	0	0	0	0	0	0	0	0	0	0	0	0
23. Fidelity	0	0	0	0	0	0	0	0	0	0	0	0
24. Surety	0	0	0	0	0	0	0	0	0	0	0	0
26. Burglary and Theft	0	0	0	0	0	0	0	0	0	0	0	0
27. Boiler and Machinery	9,397	10,201	0	5,149	0	0	0	0	0	0	1,675	1
28. Credit	0	0	0	0	0	0	0	0	0	0	0	0
29. International	0	0	0	0	0	0	0	0	0	0	0	0
30. Warranty	0	0	0	0	0	0	0	0	0	0	0	0
31. Reins nonproportional assumed property	XXX	XXX	XXX	XXX	XXX	XXX	XXX	XXX	XXX	XXX	XXX	XXX
32. Reins nonproportional assumed liability	XXX	XXX	XXX	XXX	XXX	XXX	XXX	XXX	XXX	XXX	XXX	XXX
33. Reins nonproportional assumed financial lines	XXX	XXX	XXX	XXX	XXX	XXX	XXX	XXX	XXX	XXX	XXX	XXX
34. Aggregate Write-Ins for Other Lines of Business	0	0	0	0	0	0	0	0	0	0	0	0
35. Total (a)	8,349,269	7,086,443	0	4,009,653	1,110,461	3,532,734	3,777,177	65,037	906,283	1,202,834	1,475,017	542
DETAILS OF WRITE-INS												
3401. Collateral Protection	0	0	0	0	0	0	0	0	0	0	0	0
3402. Involuntary Unemployment	0	0	0	0	0	0	0	0	0	0	0	0
3403. Patent Risk	0	0	0	0	0	0	0	0	0	0	0	0
3498. Summary of remaining write-ins for Line 34 from overflow page	0	0	0	0	0	0	0	0	0	0	0	0
3499. Totals (Lines 3401 through 3403 plus 3498)(Line 34 above)	0	0	0	0	0	0	0	0	0	0	0	0

(a) Finance and service charges not included in Lines 1 to 35 \$ 0
(b) For health business on indicated lines report: Number of persons insured under PPO managed care products 0 and number of persons insured under indemnity only products 0



ANNUAL STATEMENT FOR THE YEAR 2024 OF THE GREAT AMERICAN RISK SOLUTIONS SURPLUS LINES INSURANCE COMPANY

EXHIBIT OF PREMIUMS AND LOSSES (Statutory Page 14)

NAIC Group Code 0084 BUSINESS IN THE STATE OF Arkansas DURING THE YEAR 2024 NAIC Company Code 35351

Line of Business		Gross Premiums, Including Policy and Membership Fees, Less Return Premiums and Premiums on Policies not Taken		3	4	5	6	7	8	9	10	11	12
		1	2										
		Direct Premiums Written	Direct Premiums Earned	Dividends Paid or Credited to Policyholders on Direct Business	Direct Unearned Premium Reserves	Direct Losses Paid (deducting salvage)	Direct Losses Incurred	Direct Losses Unpaid	Direct Defense and Cost Containment Expense Paid	Direct Defense and Cost Containment Expense Incurred	Direct Defense and Cost Containment Expense Unpaid	Commissions and Brokerage Expenses	Taxes, Licenses and Fees
1.	Fire	0	0	0	0	0	8	8	0	0	0	0	0
2.1	Allied Lines	0	0	0	0	0	1	1	0	0	0	0	0
2.2	Multiple Peril Crop	0	0	0	0	0	0	0	0	0	0	0	0
2.3	Federal Flood	0	0	0	0	0	0	0	0	0	0	0	0
2.4	Private Crop	0	0	0	0	0	0	0	0	0	0	0	0
2.5	Private Flood	0	0	0	0	0	0	0	0	0	0	0	0
3.	Farmowners Multiple Peril	0	0	0	0	0	0	0	0	0	0	0	0
4.	Homeowners Multiple Peril	0	0	0	0	0	0	0	0	0	0	0	0
5.1	Commercial Multiple Peril (Non-Liability Portion)	101,164	113,336	0	58,116	0	7,353	49,579	0	2,687	11,921	17,993	7
5.2	Commercial Multiple Peril (Liability Portion)	0	0	0	0	0	0	0	0	0	0	0	0
6.	Mortgage Guaranty	0	0	0	0	0	0	0	0	0	0	0	0
8.	Ocean Marine	0	0	0	0	0	0	0	0	0	0	0	0
9.1	Inland Marine	0	0	0	0	0	0	0	0	0	0	0	0
9.2	Pet Insurance Plans	0	0	0	0	0	0	0	0	0	0	0	0
10.	Financial Guaranty	0	0	0	0	0	0	0	0	0	0	0	0
11.1	Medical Professional Liability - Occurrence	0	0	0	0	0	0	0	0	0	0	0	0
11.2	Medical Professional Liability - Claims-Made	0	0	0	0	0	0	0	0	0	0	0	0
12.	Earthquake	0	0	0	0	0	0	0	0	0	0	0	0
13.1	Comprehensive (hospital and medical) ind (b)	0	0	0	0	0	0	0	0	0	0	0	0
13.2	Comprehensive (hospital and medical) group (b)	0	0	0	0	0	0	0	0	0	0	0	0
14.	Credit A&H (Group and Individual)	0	0	0	0	0	0	0	0	0	0	0	0
15.1	Vision Only (b).....	0	0	0	0	0	0	0	0	0	0	0	0
15.2	Dental Only (b)	0	0	0	0	0	0	0	0	0	0	0	0
15.3	Disability Income (b)	0	0	0	0	0	0	0	0	0	0	0	0
15.4	Medicare Supplement (b)	0	0	0	0	0	0	0	0	0	0	0	0
15.5	Medicaid Title XIX (b)	0	0	0	0	0	0	0	0	0	0	0	0
15.6	Medicare Title XVIII (b).....	0	0	0	0	0	0	0	0	0	0	0	0
15.7	Long-Term Care (b)	0	0	0	0	0	0	0	0	0	0	0	0
15.8	Federal Employees Health Benefits Plan (b)	0	0	0	0	0	0	0	0	0	0	0	0
15.9	Other Health (b)	0	0	0	0	0	0	0	0	0	0	0	0
16.	Workers' Compensation	0	0	0	0	0	0	0	0	0	0	0	0
17.1	Other Liability - Occurrence	1,868,497	1,514,880	0	528,474	49,154	829,325	979,625	17,781	167,282	200,584	325,400	65
17.2	Other Liability - Claims-Made	1,314,711	1,299,879	0	224,474	70,297	441,184	723,310	75,463	164,068	200,368	259,353	167
17.3	Excess Workers' Compensation	0	0	0	0	0	0	0	0	0	0	0	0
18.1	Products Liability - Occurrence	899,714	630,640	0	397,516	202,152	219,987	484	139,651	150,611	158,892	28	28
18.2	Products Liability - Claims-Made	1,450	3,245	0	323	(425)	1,871	0	(122)	695	254	0	0
19.1	Private Passenger Auto No-Fault (Personal Injury Protection)	0	0	0	0	0	0	0	0	0	0	0	0
19.2	Other Private Passenger Auto Liability	0	0	0	0	0	0	0	0	0	0	0	0
19.3	Commercial Auto No-Fault (Personal Injury Protection)	0	0	0	0	0	0	0	0	0	0	0	0
19.4	Other Commercial Auto Liability	0	0	0	0	0	0	0	0	0	0	0	0
21.1	Private Passenger Auto Physical Damage	0	0	0	0	0	0	0	0	0	0	0	0
21.2	Commercial Auto Physical Damage	0	0	0	0	0	0	0	0	0	0	0	0
22.	Aircraft (all perils)	0	0	0	0	0	0	0	0	0	0	0	0
23.	Fidelity	0	0	0	0	0	0	0	0	0	0	0	0
24.	Surety	0	0	0	0	0	0	0	0	0	0	0	0
26.	Burglary and Theft	0	0	0	0	0	0	0	0	0	0	0	0
27.	Boiler and Machinery	2,117	2,214	0	656	0	0	0	0	0	375	0	0
28.	Credit	0	0	0	0	0	0	0	0	0	0	0	0
29.	International	0	0	0	0	0	0	0	0	0	0	0	0
30.	Warranty	0	0	0	0	0	0	0	0	0	0	0	0
31.	Reins nonproportional assumed property	XXX	XXX	XXX	XXX	XXX	XXX	XXX	XXX	XXX	XXX	XXX	XXX
32.	Reins nonproportional assumed liability	XXX	XXX	XXX	XXX	XXX	XXX	XXX	XXX	XXX	XXX	XXX	XXX
33.	Reins nonproportional assumed financial lines	XXX	XXX	XXX	XXX	XXX	XXX	XXX	XXX	XXX	XXX	XXX	XXX
34.	Aggregate Write-Ins for Other Lines of Business	0	0	0	0	0	0	0	0	0	0	0	0
35.	Total (a)	4,187,653	3,564,193	0	1,209,559	119,451	1,479,599	1,974,381	93,728	473,566	564,179	762,267	267
DETAILS OF WRITE-INS													
3401.	Collateral Protection	0	0	0	0	0	0	0	0	0	0	0	0
3402.	Involuntary Unemployment	0	0	0	0	0	0	0	0	0	0	0	0
3403.	Patent Risk	0	0	0	0	0	0	0	0	0	0	0	0
3498.	Summary of remaining write-ins for Line 34 from overflow page	0	0	0	0	0	0	0	0	0	0	0	0
3499.	Totals (Lines 3401 through 3403 plus 3498)(Line 34 above)	0	0	0	0	0	0	0	0	0	0	0	0

(a) Finance and service charges not included in Lines 1 to 35 \$ 0
(b) For health business on indicated lines report: Number of persons insured under PPO managed care products 0 and number of persons insured under indemnity only products 0



ANNUAL STATEMENT FOR THE YEAR 2024 OF THE GREAT AMERICAN RISK SOLUTIONS SURPLUS LINES INSURANCE COMPANY

EXHIBIT OF PREMIUMS AND LOSSES (Statutory Page 14)

NAIC Group Code 0084 BUSINESS IN THE STATE OF California DURING THE YEAR 2024 NAIC Company Code 35351

Line of Business		Gross Premiums, Including Policy and Membership Fees, Less Return Premiums and Premiums on Policies not Taken		3	4	5	6	7	8	9	10	11	12
		1	2										
		Direct Premiums Written	Direct Premiums Earned	Dividends Paid or Credited to Policyholders on Direct Business	Direct Unearned Premium Reserves	Direct Losses Paid (deducting salvage)	Direct Losses Incurred	Direct Losses Unpaid	Direct Defense and Cost Containment Expense Paid	Direct Defense and Cost Containment Expense Incurred	Direct Defense and Cost Containment Expense Unpaid	Commissions and Brokerage Expenses	Taxes, Licenses and Fees
1.	Fire	(111)	61,346	0	17,552	0	(7,533)	21,208	0	(1,694)	5,399	157	6
2.1	Allied Lines	(18)	9,986	0	2,857	0	(1,170)	3,513	0	(276)	879	26	1
2.2	Multiple Peril Crop	0	0	0	0	0	0	0	0	0	0	0	0
2.3	Federal Flood	0	0	0	0	0	0	0	0	0	0	0	0
2.4	Private Crop	0	0	0	0	0	0	0	0	0	0	0	0
2.5	Private Flood	0	0	0	0	0	0	0	0	0	0	0	0
3.	Farmowners Multiple Peril	0	0	0	0	0	0	0	0	0	0	0	0
4.	Homeowners Multiple Peril	0	0	0	0	0	0	0	0	0	0	0	0
5.1	Commercial Multiple Peril (Non-Liability Portion)	25,062,827	21,830,880	0	13,626,437	2,049,351	5,367,977	10,254,034	208,371	935,681	1,468,264	4,421,671	1,853
5.2	Commercial Multiple Peril (Liability Portion)	0	0	0	0	0	0	0	0	0	0	0	0
6.	Mortgage Guaranty	0	0	0	0	0	0	0	0	0	0	0	0
8.	Ocean Marine	0	0	0	0	0	0	0	0	0	0	0	0
9.1	Inland Marine	0	0	0	0	0	0	0	0	0	0	0	0
9.2	Pet Insurance Plans	0	0	0	0	0	0	0	0	0	0	0	0
10.	Financial Guaranty	0	0	0	0	0	0	0	0	0	0	0	0
11.1	Medical Professional Liability - Occurrence	0	0	0	0	0	0	0	0	0	0	0	0
11.2	Medical Professional Liability - Claims-Made	0	0	0	0	0	0	0	0	0	0	0	0
12.	Earthquake	0	0	0	0	0	0	0	0	0	0	0	0
13.1	Comprehensive (hospital and medical) ind (b)	0	0	0	0	0	0	0	0	0	0	0	0
13.2	Comprehensive (hospital and medical) group (b)	0	0	0	0	0	0	0	0	0	0	0	0
14.	Credit A&H (Group and Individual)	0	0	0	0	0	0	0	0	0	0	0	0
15.1	Vision Only (b)	0	0	0	0	0	0	0	0	0	0	0	0
15.2	Dental Only (b)	0	0	0	0	0	0	0	0	0	0	0	0
15.3	Disability Income (b)	0	0	0	0	0	0	0	0	0	0	0	0
15.4	Medicare Supplement (b)	0	0	0	0	0	0	0	0	0	0	0	0
15.5	Medicaid Title XIX (b)	0	0	0	0	0	0	0	0	0	0	0	0
15.6	Medicare Title XVIII (b)	0	0	0	0	0	0	0	0	0	0	0	0
15.7	Long-Term Care (b)	0	0	0	0	0	0	0	0	0	0	0	0
15.8	Federal Employees Health Benefits Plan (b)	0	0	0	0	0	0	0	0	0	0	0	0
15.9	Other Health (b)	0	0	0	0	0	0	0	0	0	0	0	0
16.	Workers' Compensation	0	0	0	0	0	0	0	0	0	0	0	0
17.1	Other Liability - Occurrence	46,402,018	36,194,614	0	22,606,265	362,729	16,590,932	21,657,902	421,471	3,414,966	4,359,780	8,084,683	3,511
17.2	Other Liability - Claims-Made	14,853,692	11,675,335	0	8,780,828	11,378,400	9,649,847	9,901,687	1,597,808	1,811,740	2,920,685	2,203,955	1,853
17.3	Excess Workers' Compensation	0	0	0	0	0	0	0	0	0	0	0	0
18.1	Products Liability - Occurrence	37,578,045	29,509,276	0	18,142,754	86,040	10,321,692	11,233,569	291,018	6,592,831	6,963,127	6,626,135	2,636
18.2	Products Liability - Claims-Made	854,534	707,499	0	383,073	0	166,051	229,580	0	108,471	137,097	144,831	68
19.1	Private Passenger Auto No-Fault (Personal Injury Protection)	0	0	0	0	0	0	0	0	0	0	0	0
19.2	Other Private Passenger Auto Liability	0	0	0	0	0	0	0	0	0	0	0	0
19.3	Commercial Auto No-Fault (Personal Injury Protection)	0	0	0	0	0	0	0	0	0	0	0	0
19.4	Other Commercial Auto Liability	0	0	0	0	0	0	25	0	0	5,000	0	0
21.1	Private Passenger Auto Physical Damage	0	0	0	0	0	0	0	0	0	0	0	0
21.2	Commercial Auto Physical Damage	0	0	0	0	0	0	0	0	0	0	0	0
22.	Aircraft (all perils)	0	0	0	0	0	0	0	0	0	0	0	0
23.	Fidelity	0	0	0	0	0	0	0	0	0	0	0	0
24.	Surety	0	0	0	0	0	0	0	0	0	0	0	0
26.	Burglary and Theft	0	0	0	0	0	0	0	0	0	0	0	0
27.	Boiler and Machinery	370,171	329,035	0	196,276	0	0	0	0	0	0	65,474	28
28.	Credit	0	0	0	0	0	0	0	0	0	0	0	0
29.	International	0	0	0	0	0	0	0	0	0	0	0	0
30.	Warranty	0	0	0	0	0	0	0	0	0	0	0	0
31.	Reins nonproportional assumed property	XXX	XXX	XXX	XXX	XXX	XXX	XXX	XXX	XXX	XXX	XXX	XXX
32.	Reins nonproportional assumed liability	XXX	XXX	XXX	XXX	XXX	XXX	XXX	XXX	XXX	XXX	XXX	XXX
33.	Reins nonproportional assumed financial lines	XXX	XXX	XXX	XXX	XXX	XXX	XXX	XXX	XXX	XXX	XXX	XXX
34.	Aggregate Write-Ins for Other Lines of Business	0	0	0	0	0	0	0	0	0	0	0	0
35.	Total (a)	125,121,157	100,317,973	0	63,756,043	13,876,519	42,087,796	53,301,517	2,518,668	12,861,719	15,860,230	21,546,931	9,955
DETAILS OF WRITE-INS													
3401.	Collateral Protection	0	0	0	0	0	0	0	0	0	0	0	0
3402.	Involuntary Unemployment	0	0	0	0	0	0	0	0	0	0	0	0
3403.	Patent Risk	0	0	0	0	0	0	0	0	0	0	0	0
3498.	Summary of remaining write-ins for Line 34 from overflow page	0	0	0	0	0	0	0	0	0	0	0	0
3499.	Totals (Lines 3401 through 3403 plus 3498)(Line 34 above)	0	0	0	0	0	0	0	0	0	0	0	0

(a) Finance and service charges not included in Lines 1 to 35 \$ 0
(b) For health business on indicated lines report: Number of persons insured under PPO managed care products 0 and number of persons insured under indemnity only products 0



ANNUAL STATEMENT FOR THE YEAR 2024 OF THE GREAT AMERICAN RISK SOLUTIONS SURPLUS LINES INSURANCE COMPANY

EXHIBIT OF PREMIUMS AND LOSSES (Statutory Page 14)

NAIC Group Code 0084 BUSINESS IN THE STATE OF Colorado DURING THE YEAR 2024 NAIC Company Code 35351

Line of Business		Gross Premiums, Including Policy and Membership Fees, Less Return Premiums and Premiums on Policies not Taken		3	4	5	6	7	8	9	10	11	12
		1	2										
		Direct Premiums Written	Direct Premiums Earned	Dividends Paid or Credited to Policyholders on Direct Business	Direct Unearned Premium Reserves	Direct Losses Paid (deducting salvage)	Direct Losses Incurred	Direct Losses Unpaid	Direct Defense and Cost Containment Expense Paid	Direct Defense and Cost Containment Expense Incurred	Direct Defense and Cost Containment Expense Unpaid	Commissions and Brokerage Expenses	Taxes, Licenses and Fees
1.	Fire	0	0	0	0	0	0	0	0	0	0	0	0
2.1	Allied Lines	0	0	0	0	0	0	0	0	0	0	0	0
2.2	Multiple Peril Crop	0	0	0	0	0	0	0	0	0	0	0	0
2.3	Federal Flood	0	0	0	0	0	0	0	0	0	0	0	0
2.4.	Private Crop	0	0	0	0	0	0	0	0	0	0	0	0
2.5	Private Flood	0	0	0	0	0	0	0	0	0	0	0	0
3.	Farmowners Multiple Peril	0	0	0	0	0	0	0	0	0	0	0	0
4.	Homeowners Multiple Peril	0	0	0	0	0	0	0	0	0	0	0	0
5.1	Commercial Multiple Peril (Non-Liability Portion)	3,697,265	3,375,790	0	1,972,335	876,628	1,073,040	888,756	36,698	165,085	211,338	657,131	2,407
5.2	Commercial Multiple Peril (Liability Portion)	0	0	0	0	0	0	0	0	0	0	0	0
6.	Mortgage Guaranty	0	0	0	0	0	0	0	0	0	0	0	0
8.	Ocean Marine	0	0	0	0	0	0	0	0	0	0	0	0
9.1	Inland Marine	0	0	0	0	0	0	0	0	0	0	0	0
9.2	Pet Insurance Plans	0	0	0	0	0	0	0	0	0	0	0	0
10.	Financial Guaranty	0	0	0	0	0	0	0	0	0	0	0	0
11.1	Medical Professional Liability - Occurrence	0	0	0	0	0	0	0	0	0	0	0	0
11.2	Medical Professional Liability - Claims-Made	0	0	0	0	0	0	0	0	0	0	0	0
12.	Earthquake	0	0	0	0	0	0	0	0	0	0	0	0
13.1	Comprehensive (hospital and medical) ind (b)	0	0	0	0	0	0	0	0	0	0	0	0
13.2	Comprehensive (hospital and medical) group (b)	0	0	0	0	0	0	0	0	0	0	0	0
14.	Credit A&H (Group and Individual)	0	0	0	0	0	0	0	0	0	0	0	0
15.1	Vision Only (b).....	0	0	0	0	0	0	0	0	0	0	0	0
15.2	Dental Only (b)	0	0	0	0	0	0	0	0	0	0	0	0
15.3	Disability Income (b)	0	0	0	0	0	0	0	0	0	0	0	0
15.4	Medicare Supplement (b)	0	0	0	0	0	0	0	0	0	0	0	0
15.5	Medicaid Title XIX (b)	0	0	0	0	0	0	0	0	0	0	0	0
15.6	Medicare Title XVIII (b).....	0	0	0	0	0	0	0	0	0	0	0	0
15.7	Long-Term Care (b)	0	0	0	0	0	0	0	0	0	0	0	0
15.8	Federal Employees Health Benefits Plan (b)	0	0	0	0	0	0	0	0	0	0	0	0
15.9	Other Health (b)	0	0	0	0	0	0	0	0	0	0	0	0
16.	Workers' Compensation	0	0	0	0	0	0	0	0	0	0	0	0
17.1	Other Liability - Occurrence	2,203,967	1,889,923	0	639,005	0	1,073,191	1,274,778	5,167	158,876	181,624	384,330	1,346
17.2	Other Liability - Claims-Made	351,271	186,285	0	230,122	0	52,211	99,883	0	10,825	24,438	61,793	167
17.3	Excess Workers' Compensation	0	0	0	0	0	0	0	0	0	0	0	0
18.1	Products Liability - Occurrence	2,758,876	1,966,794	0	1,198,395	0	653,869	690,084	0	406,209	428,572	487,985	1,077
18.2	Products Liability - Claims-Made	204,496	162,635	0	181,995	0	44,039	49,704	0	27,717	32,600	36,244	321
19.1	Private Passenger Auto No-Fault (Personal Injury Protection)	0	0	0	0	0	0	0	0	0	0	0	0
19.2	Other Private Passenger Auto Liability	0	0	0	0	0	0	0	0	0	0	0	0
19.3	Commercial Auto No-Fault (Personal Injury Protection)	0	0	0	0	0	0	0	0	0	0	0	0
19.4	Other Commercial Auto Liability	0	0	0	0	0	0	0	0	0	0	0	0
21.1	Private Passenger Auto Physical Damage	0	0	0	0	0	0	0	0	0	0	0	0
21.2	Commercial Auto Physical Damage	0	0	0	0	0	0	0	0	0	0	0	0
22.	Aircraft (all perils)	0	0	0	0	0	0	0	0	0	0	0	0
23.	Fidelity	0	0	0	0	0	0	0	0	0	0	0	0
24.	Surety	0	0	0	0	0	0	0	0	0	0	0	0
26.	Burglary and Theft	0	0	0	0	0	0	0	0	0	0	0	0
27.	Boiler and Machinery	54,440	56,845	0	27,128	0	0	0	0	0	0	9,708	44
28.	Credit	0	0	0	0	0	0	0	0	0	0	0	0
29.	International	0	0	0	0	0	0	0	0	0	0	0	0
30.	Warranty	0	0	0	0	0	0	0	0	0	0	0	0
31.	Reins nonproportional assumed property	XXX	XXX	XXX	XXX	XXX	XXX	XXX	XXX	XXX	XXX	XXX	XXX
32.	Reins nonproportional assumed liability	XXX	XXX	XXX	XXX	XXX	XXX	XXX	XXX	XXX	XXX	XXX	XXX
33.	Reins nonproportional assumed financial lines	XXX	XXX	XXX	XXX	XXX	XXX	XXX	XXX	XXX	XXX	XXX	XXX
34.	Aggregate Write-Ins for Other Lines of Business	0	0	0	0	0	0	0	0	0	0	0	0
35.	Total (a)	9,270,315	7,638,272	0	4,248,980	876,628	2,896,350	3,003,205	41,865	768,712	878,572	1,637,191	5,363
DETAILS OF WRITE-INS													
3401.	Collateral Protection	0	0	0	0	0	0	0	0	0	0	0	0
3402.	Involuntary Unemployment	0	0	0	0	0	0	0	0	0	0	0	0
3403.	Patent Risk	0	0	0	0	0	0	0	0	0	0	0	0
3498.	Summary of remaining write-ins for Line 34 from overflow page	0	0	0	0	0	0	0	0	0	0	0	0
3499.	Totals (Lines 3401 through 3403 plus 3498)(Line 34 above)	0	0	0	0	0	0	0	0	0	0	0	0

(a) Finance and service charges not included in Lines 1 to 35 \$ 0
(b) For health business on indicated lines report: Number of persons insured under PPO managed care products 0 and number of persons insured under indemnity only products 0



ANNUAL STATEMENT FOR THE YEAR 2024 OF THE GREAT AMERICAN RISK SOLUTIONS SURPLUS LINES INSURANCE COMPANY

EXHIBIT OF PREMIUMS AND LOSSES (Statutory Page 14)

NAIC Group Code 0084 BUSINESS IN THE STATE OF Connecticut DURING THE YEAR 2024 NAIC Company Code 35351

Line of Business		Gross Premiums, Including Policy and Membership Fees, Less Return Premiums and Premiums on Policies not Taken		3	4	5	6	7	8	9	10	11	12
		1	2										
		Direct Premiums Written	Direct Premiums Earned	Dividends Paid or Credited to Policyholders on Direct Business	Direct Unearned Premium Reserves	Direct Losses Paid (deducting salvage)	Direct Losses Incurred	Direct Losses Unpaid	Direct Defense and Cost Containment Expense Paid	Direct Defense and Cost Containment Expense Incurred	Direct Defense and Cost Containment Expense Unpaid	Commissions and Brokerage Expenses	Taxes, Licenses and Fees
1.	Fire	0	0	0	0	0	(1,354)	887	0	(275)	224	0	0
2.1	Allied Lines	0	0	0	0	0	(221)	144	0	(45)	37	0	0
2.2	Multiple Peril Crop	0	0	0	0	0	0	0	0	0	0	0	0
2.3	Federal Flood	0	0	0	0	0	0	0	0	0	0	0	0
2.4	Private Crop	0	0	0	0	0	0	0	0	0	0	0	0
2.5	Private Flood	0	0	0	0	0	0	0	0	0	0	0	0
3.	Farmowners Multiple Peril	0	0	0	0	0	0	0	0	0	0	0	0
4.	Homeowners Multiple Peril	0	0	0	0	0	0	0	0	0	0	0	0
5.1	Commercial Multiple Peril (Non-Liability Portion)	1,009,653	1,043,407	0	349,625	585,474	645,006	509,949	45,398	41,684	87,542	179,506	92
5.2	Commercial Multiple Peril (Liability Portion)	0	0	0	0	0	0	0	0	0	0	0	0
6.	Mortgage Guaranty	0	0	0	0	0	0	0	0	0	0	0	0
8.	Ocean Marine	0	0	0	0	0	0	0	0	0	0	0	0
9.1	Inland Marine	0	0	0	0	0	0	0	0	0	0	0	0
9.2	Pet Insurance Plans	0	0	0	0	0	0	0	0	0	0	0	0
10.	Financial Guaranty	0	0	0	0	0	0	0	0	0	0	0	0
11.1	Medical Professional Liability - Occurrence	0	0	0	0	0	0	0	0	0	0	0	0
11.2	Medical Professional Liability - Claims-Made	0	0	0	0	0	0	0	0	0	0	0	0
12.	Earthquake	0	0	0	0	0	0	0	0	0	0	0	0
13.1	Comprehensive (hospital and medical) ind (b)	0	0	0	0	0	0	0	0	0	0	0	0
13.2	Comprehensive (hospital and medical) group (b)	0	0	0	0	0	0	0	0	0	0	0	0
14.	Credit A&H (Group and Individual)	0	0	0	0	0	0	0	0	0	0	0	0
15.1	Vision Only (b).....	0	0	0	0	0	0	0	0	0	0	0	0
15.2	Dental Only (b)	0	0	0	0	0	0	0	0	0	0	0	0
15.3	Disability Income (b)	0	0	0	0	0	0	0	0	0	0	0	0
15.4	Medicare Supplement (b)	0	0	0	0	0	0	0	0	0	0	0	0
15.5	Medicaid Title XIX (b)	0	0	0	0	0	0	0	0	0	0	0	0
15.6	Medicare Title XVIII (b).....	0	0	0	0	0	0	0	0	0	0	0	0
15.7	Long-Term Care (b)	0	0	0	0	0	0	0	0	0	0	0	0
15.8	Federal Employees Health Benefits Plan (b)	0	0	0	0	0	0	0	0	0	0	0	0
15.9	Other Health (b)	0	0	0	0	0	0	0	0	0	0	0	0
16.	Workers' Compensation	0	0	0	0	0	0	0	0	0	0	0	0
17.1	Other Liability - Occurrence	3,358,599	3,184,502	0	1,444,581	264,322	1,298,602	5,419,922	295,105	405,666	992,613	486,273	223
17.2	Other Liability - Claims-Made	496,750	517,685	0	1,490	0	219,258	317,780	0	32,101	64,936	87,336	16
17.3	Excess Workers' Compensation	0	0	0	0	0	0	0	0	0	0	0	0
18.1	Products Liability - Occurrence	1,702,525	1,473,139	0	846,751	0	522,793	745,445	2,989	278,425	363,297	298,218	108
18.2	Products Liability - Claims-Made	538,575	538,575	0	0	0	148,401	148,401	0	97,832	97,832	94,623	12
19.1	Private Passenger Auto No-Fault (Personal Injury Protection)	0	0	0	0	0	0	0	0	0	0	0	0
19.2	Other Private Passenger Auto Liability	0	0	0	0	0	0	0	0	0	0	0	0
19.3	Commercial Auto No-Fault (Personal Injury Protection)	0	0	0	0	0	0	0	0	0	0	0	0
19.4	Other Commercial Auto Liability	0	0	0	0	0	0	0	0	0	0	0	0
21.1	Private Passenger Auto Physical Damage	0	0	0	0	0	0	0	0	0	0	0	0
21.2	Commercial Auto Physical Damage	0	0	0	0	0	0	0	0	0	0	0	0
22.	Aircraft (all perils)	0	0	0	0	0	0	0	0	0	0	0	0
23.	Fidelity	0	0	0	0	0	0	0	0	0	0	0	0
24.	Surety	0	0	0	0	0	0	0	0	0	0	0	0
26.	Burglary and Theft	0	0	0	0	0	0	0	0	0	0	0	0
27.	Boiler and Machinery	16,869	17,688	0	5,048	166,894	26,894	0	6,251	(1,249)	0	2,996	1
28.	Credit	0	0	0	0	0	0	0	0	0	0	0	0
29.	International	0	0	0	0	0	0	0	0	0	0	0	0
30.	Warranty	0	0	0	0	0	0	0	0	0	0	0	0
31.	Reins nonproportional assumed property	XXX	XXX	XXX	XXX	XXX	XXX	XXX	XXX	XXX	XXX	XXX	XXX
32.	Reins nonproportional assumed liability	XXX	XXX	XXX	XXX	XXX	XXX	XXX	XXX	XXX	XXX	XXX	XXX
33.	Reins nonproportional assumed financial lines	XXX	XXX	XXX	XXX	XXX	XXX	XXX	XXX	XXX	XXX	XXX	XXX
34.	Aggregate Write-Ins for Other Lines of Business	0	0	0	0	0	0	0	0	0	0	0	0
35.	Total (a)	7,122,971	6,774,996	0	2,647,496	1,016,690	2,859,379	7,142,529	349,743	854,140	1,606,481	1,148,951	452
DETAILS OF WRITE-INS													
3401.	Collateral Protection	0	0	0	0	0	0	0	0	0	0	0	0
3402.	Involuntary Unemployment	0	0	0	0	0	0	0	0	0	0	0	0
3403.	Patent Risk	0	0	0	0	0	0	0	0	0	0	0	0
3498.	Summary of remaining write-ins for Line 34 from overflow page	0	0	0	0	0	0	0	0	0	0	0	0
3499.	Totals (Lines 3401 through 3403 plus 3498)(Line 34 above)	0	0	0	0	0	0	0	0	0	0	0	0

(a) Finance and service charges not included in Lines 1 to 35 \$ 0
(b) For health business on indicated lines report: Number of persons insured under PPO managed care products 0 and number of persons insured under indemnity only products 0



ANNUAL STATEMENT FOR THE YEAR 2024 OF THE GREAT AMERICAN RISK SOLUTIONS SURPLUS LINES INSURANCE COMPANY

EXHIBIT OF PREMIUMS AND LOSSES (Statutory Page 14)

NAIC Group Code 0084 BUSINESS IN THE STATE OF Delaware DURING THE YEAR 2024 NAIC Company Code 35351

Line of Business		Gross Premiums, Including Policy and Membership Fees, Less Return Premiums and Premiums on Policies not Taken		3	4	5	6	7	8	9	10	11	12
		1	2										
		Direct Premiums Written	Direct Premiums Earned	Dividends Paid or Credited to Policyholders on Direct Business	Direct Unearned Premium Reserves	Direct Losses Paid (deducting salvage)	Direct Losses Incurred	Direct Losses Unpaid	Direct Defense and Cost Containment Expense Paid	Direct Defense and Cost Containment Expense Incurred	Direct Defense and Cost Containment Expense Unpaid	Commissions and Brokerage Expenses	Taxes, Licenses and Fees
1.	Fire	0	0	0	0	0	0	0	0	0	0	0	0
2.1	Allied Lines	0	0	0	0	0	0	0	0	0	0	0	0
2.2	Multiple Peril Crop	0	0	0	0	0	0	0	0	0	0	0	0
2.3	Federal Flood	0	0	0	0	0	0	0	0	0	0	0	0
2.4	Private Crop	0	0	0	0	0	0	0	0	0	0	0	0
2.5	Private Flood	0	0	0	0	0	0	0	0	0	0	0	0
3.	Farmowners Multiple Peril	0	0	0	0	0	0	0	0	0	0	0	0
4.	Homeowners Multiple Peril	0	0	0	0	0	0	0	0	0	0	0	0
5.1	Commercial Multiple Peril (Non-Liability Portion)	125,730	199,886	0	42,369	0	4,620	58,866	4,665	7,714	13,687	22,704	142
5.2	Commercial Multiple Peril (Liability Portion)	0	0	0	0	0	0	0	0	0	0	0	0
6.	Mortgage Guaranty	0	0	0	0	0	0	0	0	0	0	0	0
8.	Ocean Marine	0	0	0	0	0	0	0	0	0	0	0	0
9.1	Inland Marine	0	0	0	0	0	0	0	0	0	0	0	0
9.2	Pet Insurance Plans	0	0	0	0	0	0	0	0	0	0	0	0
10.	Financial Guaranty	0	0	0	0	0	0	0	0	0	0	0	0
11.1	Medical Professional Liability - Occurrence	0	0	0	0	0	0	0	0	0	0	0	0
11.2	Medical Professional Liability - Claims-Made	0	0	0	0	0	0	0	0	0	0	0	0
12.	Earthquake	0	0	0	0	0	0	0	0	0	0	0	0
13.1	Comprehensive (hospital and medical) ind (b)	0	0	0	0	0	0	0	0	0	0	0	0
13.2	Comprehensive (hospital and medical) group (b)	0	0	0	0	0	0	0	0	0	0	0	0
14.	Credit A&H (Group and Individual)	0	0	0	0	0	0	0	0	0	0	0	0
15.1	Vision Only (b).....	0	0	0	0	0	0	0	0	0	0	0	0
15.2	Dental Only (b)	0	0	0	0	0	0	0	0	0	0	0	0
15.3	Disability Income (b)	0	0	0	0	0	0	0	0	0	0	0	0
15.4	Medicare Supplement (b)	0	0	0	0	0	0	0	0	0	0	0	0
15.5	Medicaid Title XIX (b)	0	0	0	0	0	0	0	0	0	0	0	0
15.6	Medicare Title XVIII (b).....	0	0	0	0	0	0	0	0	0	0	0	0
15.7	Long-Term Care (b)	0	0	0	0	0	0	0	0	0	0	0	0
15.8	Federal Employees Health Benefits Plan (b)	0	0	0	0	0	0	0	0	0	0	0	0
15.9	Other Health (b)	0	0	0	0	0	0	0	0	0	0	0	0
16.	Workers' Compensation	0	0	0	0	0	0	0	0	0	0	0	0
17.1	Other Liability - Occurrence	889,579	654,331	0	355,740	0	303,516	317,892	0	56,984	58,398	156,802	74
17.2	Other Liability - Claims-Made	0	0	0	0	0	0	0	0	0	0	0	0
17.3	Excess Workers' Compensation	0	0	0	0	0	0	0	0	0	0	0	0
18.1	Products Liability - Occurrence	1,434,120	1,094,591	0	584,707	0	338,392	358,553	0	224,295	237,718	252,956	180
18.2	Products Liability - Claims-Made	0	0	0	0	0	0	0	0	0	0	0	0
19.1	Private Passenger Auto No-Fault (Personal Injury Protection)	0	0	0	0	0	0	0	0	0	0	0	0
19.2	Other Private Passenger Auto Liability	0	0	0	0	0	0	0	0	0	0	0	0
19.3	Commercial Auto No-Fault (Personal Injury Protection)	0	0	0	0	0	0	0	0	0	0	0	0
19.4	Other Commercial Auto Liability	0	0	0	0	0	0	0	0	0	0	0	0
21.1	Private Passenger Auto Physical Damage	0	0	0	0	0	0	0	0	0	0	0	0
21.2	Commercial Auto Physical Damage	0	0	0	0	0	0	0	0	0	0	0	0
22.	Aircraft (all perils)	0	0	0	0	0	0	0	0	0	0	0	0
23.	Fidelity	0	0	0	0	0	0	0	0	0	0	0	0
24.	Surety	0	0	0	0	0	0	0	0	0	0	0	0
26.	Burglary and Theft	0	0	0	0	0	0	0	0	0	0	0	0
27.	Boiler and Machinery	1,607	3,213	0	542	0	0	0	0	0	0	292	3
28.	Credit	0	0	0	0	0	0	0	0	0	0	0	0
29.	International	0	0	0	0	0	0	0	0	0	0	0	0
30.	Warranty	0	0	0	0	0	0	0	0	0	0	0	0
31.	Reins nonproportional assumed property	XXX	XXX	XXX	XXX	XXX	XXX	XXX	XXX	XXX	XXX	XXX	XXX
32.	Reins nonproportional assumed liability	XXX	XXX	XXX	XXX	XXX	XXX	XXX	XXX	XXX	XXX	XXX	XXX
33.	Reins nonproportional assumed financial lines	XXX	XXX	XXX	XXX	XXX	XXX	XXX	XXX	XXX	XXX	XXX	XXX
34.	Aggregate Write-Ins for Other Lines of Business	0	0	0	0	0	0	0	0	0	0	0	0
35.	Total (a)	2,451,036	1,952,021	0	983,358	0	646,528	735,311	4,665	288,993	309,803	432,755	399
DETAILS OF WRITE-INS													
3401.	Collateral Protection	0	0	0	0	0	0	0	0	0	0	0	0
3402.	Involuntary Unemployment	0	0	0	0	0	0	0	0	0	0	0	0
3403.	Patent Risk	0	0	0	0	0	0	0	0	0	0	0	0
3498.	Summary of remaining write-ins for Line 34 from overflow page	0	0	0	0	0	0	0	0	0	0	0	0
3499.	Totals (Lines 3401 through 3403 plus 3498)(Line 34 above)	0	0	0	0	0	0	0	0	0	0	0	0

(a) Finance and service charges not included in Lines 1 to 35 \$ 0
(b) For health business on indicated lines report: Number of persons insured under PPO managed care products 0 and number of persons insured under indemnity only products 0



ANNUAL STATEMENT FOR THE YEAR 2024 OF THE GREAT AMERICAN RISK SOLUTIONS SURPLUS LINES INSURANCE COMPANY

EXHIBIT OF PREMIUMS AND LOSSES (Statutory Page 14)

NAIC Group Code 0084 BUSINESS IN THE STATE OF District of Columbia DURING THE YEAR 2024 NAIC Company Code 35351

Line of Business		Gross Premiums, Including Policy and Membership Fees, Less Return Premiums and Premiums on Policies not Taken		3 Dividends Paid or Credited to Policyholders on Direct Business	4 Direct Unearned Premium Reserves	5 Direct Losses Paid (deducting salvage)	6 Direct Losses Incurred	7 Direct Losses Unpaid	8 Direct Defense and Cost Containment Expense Paid	9 Direct Defense and Cost Containment Expense Incurred	10 Direct Defense and Cost Containment Expense Unpaid	11 Commissions and Brokerage Expenses	12 Taxes, Licenses and Fees
		1 Direct Premiums Written	2 Direct Premiums Earned										
1.	Fire	0	0	0	0	0	0	0	0	0	0	0	0
2.1	Allied Lines	0	0	0	0	0	0	0	0	0	0	0	0
2.2	Multiple Peril Crop	0	0	0	0	0	0	0	0	0	0	0	0
2.3	Federal Flood	0	0	0	0	0	0	0	0	0	0	0	0
2.4	Private Crop	0	0	0	0	0	0	0	0	0	0	0	0
2.5	Private Flood	0	0	0	0	0	0	0	0	0	0	0	0
3.	Farmowners Multiple Peril	0	0	0	0	0	0	0	0	0	0	0	0
4.	Homeowners Multiple Peril	0	0	0	0	0	0	0	0	0	0	0	0
5.1	Commercial Multiple Peril (Non-Liability Portion)	0	91	0	0	0	(14, 104)	5, 540	0	(2, 569)	1, 202	17	0
5.2	Commercial Multiple Peril (Liability Portion)	0	0	0	0	0	0	0	0	0	0	0	0
6.	Mortgage Guaranty	0	0	0	0	0	0	0	0	0	0	0	0
8.	Ocean Marine	0	0	0	0	0	0	0	0	0	0	0	0
9.1	Inland Marine	0	0	0	0	0	0	0	0	0	0	0	0
9.2	Pet Insurance Plans	0	0	0	0	0	0	0	0	0	0	0	0
10.	Financial Guaranty	0	0	0	0	0	0	0	0	0	0	0	0
11.1	Medical Professional Liability - Occurrence	0	0	0	0	0	0	0	0	0	0	0	0
11.2	Medical Professional Liability - Claims-Made	0	0	0	0	0	0	0	0	0	0	0	0
12.	Earthquake	0	0	0	0	0	0	0	0	0	0	0	0
13.1	Comprehensive (hospital and medical) ind (b)	0	0	0	0	0	0	0	0	0	0	0	0
13.2	Comprehensive (hospital and medical) group (b)	0	0	0	0	0	0	0	0	0	0	0	0
14.	Credit A&H (Group and Individual)	0	0	0	0	0	0	0	0	0	0	0	0
15.1	Vision Only (b).....	0	0	0	0	0	0	0	0	0	0	0	0
15.2	Dental Only (b)	0	0	0	0	0	0	0	0	0	0	0	0
15.3	Disability Income (b)	0	0	0	0	0	0	0	0	0	0	0	0
15.4	Medicare Supplement (b)	0	0	0	0	0	0	0	0	0	0	0	0
15.5	Medicaid Title XIX (b)	0	0	0	0	0	0	0	0	0	0	0	0
15.6	Medicare Title XVIII (b).....	0	0	0	0	0	0	0	0	0	0	0	0
15.7	Long-Term Care (b)	0	0	0	0	0	0	0	0	0	0	0	0
15.8	Federal Employees Health Benefits Plan (b)	0	0	0	0	0	0	0	0	0	0	0	0
15.9	Other Health (b)	0	0	0	0	0	0	0	0	0	0	0	0
16.	Workers' Compensation	0	0	0	0	0	0	0	0	0	0	0	0
17.1	Other Liability - Occurrence	393, 248	212, 433	0	262, 894	0	66, 297	188, 677	83	45, 669	83, 214	69, 956	20
17.2	Other Liability - Claims-Made	0	0	0	0	0	(7, 322)	3, 405	0	(2, 836)	608	0	0
17.3	Excess Workers' Compensation	0	0	0	0	0	0	0	0	0	0	0	0
18.1	Products Liability - Occurrence	67, 799	100, 084	0	36, 349	4, 319	34, 462	36, 873	2, 006	21, 700	23, 329	12, 140	7
18.2	Products Liability - Claims-Made	0	0	0	0	0	0	0	0	0	0	0	0
19.1	Private Passenger Auto No-Fault (Personal Injury Protection)	0	0	0	0	0	0	0	0	0	0	0	0
19.2	Other Private Passenger Auto Liability	0	0	0	0	0	0	0	0	0	0	0	0
19.3	Commercial Auto No-Fault (Personal Injury Protection)	0	0	0	0	0	0	0	0	0	0	0	0
19.4	Other Commercial Auto Liability	0	0	0	0	0	0	0	0	0	0	0	0
21.1	Private Passenger Auto Physical Damage	0	0	0	0	0	0	0	0	0	0	0	0
21.2	Commercial Auto Physical Damage	0	0	0	0	0	0	0	0	0	0	0	0
22.	Aircraft (all perils)	0	0	0	0	0	0	0	0	0	0	0	0
23.	Fidelity	0	0	0	0	0	0	0	0	0	0	0	0
24.	Surety	0	0	0	0	0	0	0	0	0	0	0	0
26.	Burglary and Theft	0	0	0	0	0	0	0	0	0	0	0	0
27.	Boiler and Machinery	0	1	0	0	0	0	0	0	0	0	0	0
28.	Credit	0	0	0	0	0	0	0	0	0	0	0	0
29.	International	0	0	0	0	0	0	0	0	0	0	0	0
30.	Warranty	0	0	0	0	0	0	0	0	0	0	0	0
31.	Reins nonproportional assumed property	XXX	XXX	XXX	XXX	XXX	XXX	XXX	XXX	XXX	XXX	XXX	XXX
32.	Reins nonproportional assumed liability	XXX	XXX	XXX	XXX	XXX	XXX	XXX	XXX	XXX	XXX	XXX	XXX
33.	Reins nonproportional assumed financial lines	XXX	XXX	XXX	XXX	XXX	XXX	XXX	XXX	XXX	XXX	XXX	XXX
34.	Aggregate Write-Ins for Other Lines of Business	0	0	0	0	0	0	0	0	0	0	0	0
35.	Total (a)	461, 047	312, 610	0	299, 243	4, 319	79, 333	234, 494	2, 089	61, 965	108, 353	82, 113	28
DETAILS OF WRITE-INS													
3401.	Collateral Protection	0	0	0	0	0	0	0	0	0	0	0	0
3402.	Involuntary Unemployment	0	0	0	0	0	0	0	0	0	0	0	0
3403.	Patent Risk	0	0	0	0	0	0	0	0	0	0	0	0
3498.	Summary of remaining write-ins for Line 34 from overflow page	0	0	0	0	0	0	0	0	0	0	0	0
3499.	Totals (Lines 3401 through 3403 plus 3498)(Line 34 above)	0	0	0	0	0	0	0	0	0	0	0	0

(a) Finance and service charges not included in Lines 1 to 35 \$ 0
(b) For health business on indicated lines report: Number of persons insured under PPO managed care products 0 and number of persons insured under indemnity only products 0



ANNUAL STATEMENT FOR THE YEAR 2024 OF THE GREAT AMERICAN RISK SOLUTIONS SURPLUS LINES INSURANCE COMPANY

EXHIBIT OF PREMIUMS AND LOSSES (Statutory Page 14)

NAIC Group Code 0084 BUSINESS IN THE STATE OF Florida DURING THE YEAR 2024 NAIC Company Code 35351

Line of Business		Gross Premiums, Including Policy and Membership Fees, Less Return Premiums and Premiums on Policies not Taken		3	4	5	6	7	8	9	10	11	12
		1	2										
		Direct Premiums Written	Direct Premiums Earned	Dividends Paid or Credited to Policyholders on Direct Business	Direct Unearned Premium Reserves	Direct Losses Paid (deducting salvage)	Direct Losses Incurred	Direct Losses Unpaid	Direct Defense and Cost Containment Expense Paid	Direct Defense and Cost Containment Expense Incurred	Direct Defense and Cost Containment Expense Unpaid	Commissions and Brokerage Expenses	Taxes, Licenses and Fees
1.	Fire	0	265	0	0	0	(314)	266	0	(83)	57	(3)	0
2.1	Allied Lines	43	0	0	0	0	(52)	43	0	(14)	9	(1)	0
2.2	Multiple Peril Crop	0	0	0	0	0	0	0	0	0	0	0	0
2.3	Federal Flood	0	0	0	0	0	0	0	0	0	0	0	0
2.4	Private Crop	0	0	0	0	0	0	0	0	0	0	0	0
2.5	Private Flood	0	0	0	0	0	0	0	0	0	0	0	0
3.	Farmowners Multiple Peril	0	0	0	0	0	0	0	0	0	0	0	0
4.	Homeowners Multiple Peril	0	0	0	0	0	0	0	0	0	0	0	0
5.1	Commercial Multiple Peril (Non-Liability Portion)	5,740,757	7,037,624	0	2,377,675	148,264	44,331	2,201,156	61,204	211,162	501,004	1,018,620	(37)
5.2	Commercial Multiple Peril (Liability Portion)	0	0	0	0	0	0	0	0	0	0	0	0
6.	Mortgage Guaranty	0	0	0	0	0	0	0	0	0	0	0	0
8.	Ocean Marine	0	0	0	0	0	0	0	0	0	0	0	0
9.1	Inland Marine	0	0	0	0	0	0	0	0	0	0	0	0
9.2	Pet Insurance Plans	0	0	0	0	0	0	0	0	0	0	0	0
10.	Financial Guaranty	0	0	0	0	0	0	0	0	0	0	0	0
11.1	Medical Professional Liability - Occurrence	0	0	0	0	0	0	0	0	0	0	0	0
11.2	Medical Professional Liability - Claims-Made	0	0	0	0	0	0	0	0	0	0	0	0
12.	Earthquake	0	0	0	0	0	0	0	0	0	0	0	0
13.1	Comprehensive (hospital and medical) ind (b)	0	0	0	0	0	0	0	0	0	0	0	0
13.2	Comprehensive (hospital and medical) group (b)	0	0	0	0	0	0	0	0	0	0	0	0
14.	Credit A&H (Group and Individual)	0	0	0	0	0	0	0	0	0	0	0	0
15.1	Vision Only (b).....	0	0	0	0	0	0	0	0	0	0	0	0
15.2	Dental Only (b)	0	0	0	0	0	0	0	0	0	0	0	0
15.3	Disability Income (b)	0	0	0	0	0	0	0	0	0	0	0	0
15.4	Medicare Supplement (b)	0	0	0	0	0	0	0	0	0	0	0	0
15.5	Medicaid Title XIX (b)	0	0	0	0	0	0	0	0	0	0	0	0
15.6	Medicare Title XVIII (b).....	0	0	0	0	0	0	0	0	0	0	0	0
15.7	Long-Term Care (b)	0	0	0	0	0	0	0	0	0	0	0	0
15.8	Federal Employees Health Benefits Plan (b)	0	0	0	0	0	0	0	0	0	0	0	0
15.9	Other Health (b)	0	0	0	0	0	0	0	0	0	0	0	0
16.	Workers' Compensation	0	0	0	0	0	0	0	0	0	0	0	0
17.1	Other Liability - Occurrence	17,377,457	12,742,748	0	8,714,310	3,332,619	5,546,697	14,637,064	1,552,704	492,231	3,685,497	2,987,620	(1,018)
17.2	Other Liability - Claims-Made	476,574	925,455	0	292,344	385,009	76,279	1,235,679	78,529	99,018	312,198	72,556	88
17.3	Excess Workers' Compensation	0	0	0	0	0	0	0	0	0	0	0	0
18.1	Products Liability - Occurrence	12,987,129	10,683,187	0	5,652,289	147,971	3,687,800	4,314,909	75,283	2,326,948	2,576,298	2,288,458	(739)
18.2	Products Liability - Claims-Made	189,050	137,975	0	90,542	0	36,057	42,185	0	23,241	26,736	33,251	(5)
19.1	Private Passenger Auto No-Fault (Personal Injury Protection)	0	0	0	0	0	0	0	0	0	0	0	0
19.2	Other Private Passenger Auto Liability	0	0	0	0	0	0	0	0	0	0	0	0
19.3	Commercial Auto No-Fault (Personal Injury Protection)	0	0	0	0	0	0	0	0	0	0	0	0
19.4	Other Commercial Auto Liability	0	0	0	0	629,690	0	1,180,070	213,127	201,197	159,366	0	0
21.1	Private Passenger Auto Physical Damage	0	0	0	0	0	0	0	0	0	0	0	0
21.2	Commercial Auto Physical Damage	0	0	0	0	0	0	0	0	0	0	0	0
22.	Aircraft (all perils)	0	0	0	0	0	0	0	0	0	0	0	0
23.	Fidelity	0	0	0	0	0	0	0	0	0	0	0	0
24.	Surety	0	0	0	0	0	0	0	0	0	0	0	0
26.	Burglary and Theft	0	0	0	0	0	0	0	0	0	0	0	0
27.	Boiler and Machinery	99,200	108,096	0	40,368	57,621	70,500	12,879	24,765	43,573	18,808	17,605	(4)
28.	Credit	0	0	0	0	0	0	0	0	0	0	0	0
29.	International	0	0	0	0	0	0	0	0	0	0	0	0
30.	Warranty	0	0	0	0	0	0	0	0	0	0	0	0
31.	Reins nonproportional assumed property	XXX	XXX	XXX	XXX	XXX	XXX	XXX	XXX	XXX	XXX	XXX	XXX
32.	Reins nonproportional assumed liability	XXX	XXX	XXX	XXX	XXX	XXX	XXX	XXX	XXX	XXX	XXX	XXX
33.	Reins nonproportional assumed financial lines	XXX	XXX	XXX	XXX	XXX	XXX	XXX	XXX	XXX	XXX	XXX	XXX
34.	Aggregate Write-Ins for Other Lines of Business	0	0	0	0	0	0	0	0	0	0	0	0
35.	Total (a)	36,870,167	31,635,393	0	17,167,529	4,701,165	9,461,297	23,624,251	2,005,612	3,397,272	7,279,974	6,418,108	(1,716)
DETAILS OF WRITE-INS													
3401.	Collateral Protection	0	0	0	0	0	0	0	0	0	0	0	0
3402.	Involuntary Unemployment	0	0	0	0	0	0	0	0	0	0	0	0
3403.	Patent Risk	0	0	0	0	0	0	0	0	0	0	0	0
3498.	Summary of remaining write-ins for Line 34 from overflow page	0	0	0	0	0	0	0	0	0	0	0	0
3499.	Totals (Lines 3401 through 3403 plus 3498)(Line 34 above)	0	0	0	0	0	0	0	0	0	0	0	0

(a) Finance and service charges not included in Lines 1 to 35 \$ 0
(b) For health business on indicated lines report: Number of persons insured under PPO managed care products 0 and number of persons insured under indemnity only products 0



ANNUAL STATEMENT FOR THE YEAR 2024 OF THE GREAT AMERICAN RISK SOLUTIONS SURPLUS LINES INSURANCE COMPANY

EXHIBIT OF PREMIUMS AND LOSSES (Statutory Page 14)

NAIC Group Code 0084 BUSINESS IN THE STATE OF Georgia DURING THE YEAR 2024 NAIC Company Code 35351

Line of Business		Gross Premiums, Including Policy and Membership Fees, Less Return Premiums and Premiums on Policies not Taken		3	4	5	6	7	8	9	10	11	12
		1	2										
		Direct Premiums Written	Direct Premiums Earned	Dividends Paid or Credited to Policyholders on Direct Business	Direct Unearned Premium Reserves	Direct Losses Paid (deducting salvage)	Direct Losses Incurred	Direct Losses Unpaid	Direct Defense and Cost Containment Expense Paid	Direct Defense and Cost Containment Expense Incurred	Direct Defense and Cost Containment Expense Unpaid	Commissions and Brokerage Expenses	Taxes, Licenses and Fees
1.	Fire	14,011	5,081	0	25,866	0	(8,591)	11,515	0	(2,130)	2,885	2,315	3
2.1	Allied Lines	2,281	827	0	4,211	0	(1,398)	1,875	0	(347)	470	377	0
2.2	Multiple Peril Crop	0	0	0	0	0	0	0	0	0	0	0	0
2.3	Federal Flood	0	0	0	0	0	0	0	0	0	0	0	0
2.4	Private Crop	0	0	0	0	0	0	0	0	0	0	0	0
2.5	Private Flood	0	0	0	0	0	0	0	0	0	0	0	0
3.	Farmowners Multiple Peril	0	0	0	0	0	0	0	0	0	0	0	0
4.	Homeowners Multiple Peril	0	0	0	0	0	0	0	0	0	0	0	0
5.1	Commercial Multiple Peril (Non-Liability Portion)	2,983,093	4,312,037	0	1,108,220	38,967	367,366	1,196,168	95,196	209,614	294,841	501,994	283
5.2	Commercial Multiple Peril (Liability Portion)	0	0	0	0	0	0	0	0	0	0	0	0
6.	Mortgage Guaranty	0	0	0	0	0	0	0	0	0	0	0	0
8.	Ocean Marine	0	0	0	0	0	0	0	0	0	0	0	0
9.1	Inland Marine	0	0	0	0	0	0	0	0	0	0	0	0
9.2	Pet Insurance Plans	0	0	0	0	0	0	0	0	0	0	0	0
10.	Financial Guaranty	0	0	0	0	0	0	0	0	0	0	0	0
11.1	Medical Professional Liability - Occurrence	0	0	0	0	0	0	0	0	0	0	0	0
11.2	Medical Professional Liability - Claims-Made	0	0	0	0	0	0	0	0	0	0	0	0
12.	Earthquake	0	0	0	0	0	0	0	0	0	0	0	0
13.1	Comprehensive (hospital and medical) ind (b)	0	0	0	0	0	0	0	0	0	0	0	0
13.2	Comprehensive (hospital and medical) group (b)	0	0	0	0	0	0	0	0	0	0	0	0
14.	Credit A&H (Group and Individual)	0	0	0	0	0	0	0	0	0	0	0	0
15.1	Vision Only (b)	0	0	0	0	0	0	0	0	0	0	0	0
15.2	Dental Only (b)	0	0	0	0	0	0	0	0	0	0	0	0
15.3	Disability Income (b)	0	0	0	0	0	0	0	0	0	0	0	0
15.4	Medicare Supplement (b)	0	0	0	0	0	0	0	0	0	0	0	0
15.5	Medicaid Title XIX (b)	0	0	0	0	0	0	0	0	0	0	0	0
15.6	Medicare Title XVIII (b)	0	0	0	0	0	0	0	0	0	0	0	0
15.7	Long-Term Care (b)	0	0	0	0	0	0	0	0	0	0	0	0
15.8	Federal Employees Health Benefits Plan (b)	0	0	0	0	0	0	0	0	0	0	0	0
15.9	Other Health (b)	0	0	0	0	0	0	0	0	0	0	0	0
16.	Workers' Compensation	0	0	0	0	0	0	0	0	0	0	0	0
17.1	Other Liability - Occurrence	11,549,847	9,184,169	0	5,908,481	824,000	4,884,559	5,840,090	304,993	1,122,276	1,247,829	1,960,936	796
17.2	Other Liability - Claims-Made	233,661	176,439	0	192,044	1,912,500	1,249,937	196,265	45,760	(26,446)	78,682	41,443	21
17.3	Excess Workers' Compensation	0	0	0	0	0	0	0	0	0	0	0	0
18.1	Products Liability - Occurrence	5,246,487	3,718,263	0	2,613,952	22	1,211,443	1,310,109	74,053	1,005,578	984,343	866,782	191
18.2	Products Liability - Claims-Made	9,837	9,176	0	8,961	0	1,479	3,196	0	1,325	1,991	1,737	0
19.1	Private Passenger Auto No-Fault (Personal Injury Protection)	0	0	0	0	0	0	0	0	0	0	0	0
19.2	Other Private Passenger Auto Liability	0	0	0	0	0	0	0	0	0	0	0	0
19.3	Commercial Auto No-Fault (Personal Injury Protection)	0	0	0	0	0	0	0	0	0	0	0	0
19.4	Other Commercial Auto Liability	0	0	0	0	0	0	5	0	0	0	0	0
21.1	Private Passenger Auto Physical Damage	0	0	0	0	0	0	0	0	0	0	0	0
21.2	Commercial Auto Physical Damage	0	0	0	0	0	0	0	0	0	0	0	0
22.	Aircraft (all perils)	0	0	0	0	0	0	0	0	0	0	0	0
23.	Fidelity	0	0	0	0	0	0	0	0	0	0	0	0
24.	Surety	0	0	0	0	0	0	0	0	0	0	0	0
26.	Burglary and Theft	0	0	0	0	0	0	0	0	0	0	0	0
27.	Boiler and Machinery	47,100	62,979	0	15,240	0	0	0	0	0	0	7,723	4
28.	Credit	0	0	0	0	0	0	0	0	0	0	0	0
29.	International	0	0	0	0	0	0	0	0	0	0	0	0
30.	Warranty	0	0	0	0	0	0	0	0	0	0	0	0
31.	Reins nonproportional assumed property	XXX	XXX	XXX	XXX	XXX	XXX	XXX	XXX	XXX	XXX	XXX	XXX
32.	Reins nonproportional assumed liability	XXX	XXX	XXX	XXX	XXX	XXX	XXX	XXX	XXX	XXX	XXX	XXX
33.	Reins nonproportional assumed financial lines	XXX	XXX	XXX	XXX	XXX	XXX	XXX	XXX	XXX	XXX	XXX	XXX
34.	Aggregate Write-Ins for Other Lines of Business	0	0	0	0	0	0	0	0	0	0	0	0
35.	Total (a)	20,086,316	17,468,970	0	9,876,975	2,775,489	7,704,794	8,559,222	520,003	2,309,869	2,611,041	3,383,306	1,298
DETAILS OF WRITE-INS													
3401.	Collateral Protection	0	0	0	0	0	0	0	0	0	0	0	0
3402.	Involuntary Unemployment	0	0	0	0	0	0	0	0	0	0	0	0
3403.	Patent Risk	0	0	0	0	0	0	0	0	0	0	0	0
3498.	Summary of remaining write-ins for Line 34 from overflow page	0	0	0	0	0	0	0	0	0	0	0	0
3499.	Totals (Lines 3401 through 3403 plus 3498)(Line 34 above)	0	0	0	0	0	0	0	0	0	0	0	0

(a) Finance and service charges not included in Lines 1 to 35 \$ 0
(b) For health business on indicated lines report: Number of persons insured under PPO managed care products 0 and number of persons insured under indemnity only products 0



ANNUAL STATEMENT FOR THE YEAR 2024 OF THE GREAT AMERICAN RISK SOLUTIONS SURPLUS LINES INSURANCE COMPANY

EXHIBIT OF PREMIUMS AND LOSSES (Statutory Page 14)

NAIC Group Code 0084 BUSINESS IN THE STATE OF Hawaii DURING THE YEAR 2024 NAIC Company Code 35351

Line of Business		Gross Premiums, Including Policy and Membership Fees, Less Return Premiums and Premiums on Policies not Taken		3	4	5	6	7	8	9	10	11	12
		1	2										
		Direct Premiums Written	Direct Premiums Earned	Dividends Paid or Credited to Policyholders on Direct Business	Direct Unearned Premium Reserves	Direct Losses Paid (deducting salvage)	Direct Losses Incurred	Direct Losses Unpaid	Direct Defense and Cost Containment Expense Paid	Direct Defense and Cost Containment Expense Incurred	Direct Defense and Cost Containment Expense Unpaid	Commissions and Brokerage Expenses	Taxes, Licenses and Fees
1.	Fire	0	0	0	0	0	0	0	0	0	0	0	0
2.1	Allied Lines	0	0	0	0	0	0	0	0	0	0	0	0
2.2	Multiple Peril Crop	0	0	0	0	0	0	0	0	0	0	0	0
2.3	Federal Flood	0	0	0	0	0	0	0	0	0	0	0	0
2.4	Private Crop	0	0	0	0	0	0	0	0	0	0	0	0
2.5	Private Flood	0	0	0	0	0	0	0	0	0	0	0	0
3.	Farmowners Multiple Peril	0	0	0	0	0	0	0	0	0	0	0	0
4.	Homeowners Multiple Peril	0	0	0	0	0	0	0	0	0	0	0	0
5.1	Commercial Multiple Peril (Non-Liability Portion)	2,068	14,466	0	0	0	(4,889)	6,222	0	(717)	1,412	345	1
5.2	Commercial Multiple Peril (Liability Portion)	0	0	0	0	0	0	0	0	0	0	0	0
6.	Mortgage Guaranty	0	0	0	0	0	0	0	0	0	0	0	0
8.	Ocean Marine	0	0	0	0	0	0	0	0	0	0	0	0
9.1	Inland Marine	0	0	0	0	0	0	0	0	0	0	0	0
9.2	Pet Insurance Plans	0	0	0	0	0	0	0	0	0	0	0	0
10.	Financial Guaranty	0	0	0	0	0	0	0	0	0	0	0	0
11.1	Medical Professional Liability - Occurrence	0	0	0	0	0	0	0	0	0	0	0	0
11.2	Medical Professional Liability - Claims-Made	0	0	0	0	0	0	0	0	0	0	0	0
12.	Earthquake	0	0	0	0	0	0	0	0	0	0	0	0
13.1	Comprehensive (hospital and medical) ind (b)	0	0	0	0	0	0	0	0	0	0	0	0
13.2	Comprehensive (hospital and medical) group (b)	0	0	0	0	0	0	0	0	0	0	0	0
14.	Credit A&H (Group and Individual)	0	0	0	0	0	0	0	0	0	0	0	0
15.1	Vision Only (b).....	0	0	0	0	0	0	0	0	0	0	0	0
15.2	Dental Only (b)	0	0	0	0	0	0	0	0	0	0	0	0
15.3	Disability Income (b)	0	0	0	0	0	0	0	0	0	0	0	0
15.4	Medicare Supplement (b)	0	0	0	0	0	0	0	0	0	0	0	0
15.5	Medicaid Title XIX (b)	0	0	0	0	0	0	0	0	0	0	0	0
15.6	Medicare Title XVIII (b).....	0	0	0	0	0	0	0	0	0	0	0	0
15.7	Long-Term Care (b)	0	0	0	0	0	0	0	0	0	0	0	0
15.8	Federal Employees Health Benefits Plan (b)	0	0	0	0	0	0	0	0	0	0	0	0
15.9	Other Health (b)	0	0	0	0	0	0	0	0	0	0	0	0
16.	Workers' Compensation	0	0	0	0	0	0	0	0	0	0	0	0
17.1	Other Liability - Occurrence	133,676	157,006	0	130,202	0	64,661	76,290	58,790	73,820	16,608	29,274	10
17.2	Other Liability - Claims-Made	0	0	0	0	0	(12,469)	6,645	0	(3,859)	2,227	0	0
17.3	Excess Workers' Compensation	0	0	0	0	0	0	0	0	0	0	0	0
18.1	Products Liability - Occurrence	123,220	100,035	0	60,877	0	30,209	33,341	0	19,975	22,027	21,735	5
18.2	Products Liability - Claims-Made	0	0	0	0	0	(122)	61	0	(35)	24	0	0
19.1	Private Passenger Auto No-Fault (Personal Injury Protection)	0	0	0	0	0	0	0	0	0	0	0	0
19.2	Other Private Passenger Auto Liability	0	0	0	0	0	0	0	0	0	0	0	0
19.3	Commercial Auto No-Fault (Personal Injury Protection)	0	0	0	0	0	0	0	0	0	0	0	0
19.4	Other Commercial Auto Liability	0	0	0	0	0	0	0	0	0	0	0	0
21.1	Private Passenger Auto Physical Damage	0	0	0	0	0	0	0	0	0	0	0	0
21.2	Commercial Auto Physical Damage	0	0	0	0	0	0	0	0	0	0	0	0
22.	Aircraft (all perils)	0	0	0	0	0	0	0	0	0	0	0	0
23.	Fidelity	0	0	0	0	0	0	0	0	0	0	0	0
24.	Surety	0	0	0	0	0	0	0	0	0	0	0	0
26.	Burglary and Theft	0	0	0	0	0	0	0	0	0	0	0	0
27.	Boiler and Machinery	54	285	0	0	0	0	0	0	0	0	9	0
28.	Credit	0	0	0	0	0	0	0	0	0	0	0	0
29.	International	0	0	0	0	0	0	0	0	0	0	0	0
30.	Warranty	0	0	0	0	0	0	0	0	0	0	0	0
31.	Reins nonproportional assumed property	XXX	XXX	XXX	XXX	XXX	XXX	XXX	XXX	XXX	XXX	XXX	XXX
32.	Reins nonproportional assumed liability	XXX	XXX	XXX	XXX	XXX	XXX	XXX	XXX	XXX	XXX	XXX	XXX
33.	Reins nonproportional assumed financial lines	XXX	XXX	XXX	XXX	XXX	XXX	XXX	XXX	XXX	XXX	XXX	XXX
34.	Aggregate Write-Ins for Other Lines of Business	0	0	0	0	0	0	0	0	0	0	0	0
35.	Total (a)	259,018	271,792	0	191,079	0	77,389	122,558	58,790	89,184	42,298	51,363	16
DETAILS OF WRITE-INS													
3401.	Collateral Protection	0	0	0	0	0	0	0	0	0	0	0	0
3402.	Involuntary Unemployment	0	0	0	0	0	0	0	0	0	0	0	0
3403.	Patent Risk	0	0	0	0	0	0	0	0	0	0	0	0
3498.	Summary of remaining write-ins for Line 34 from overflow page	0	0	0	0	0	0	0	0	0	0	0	0
3499.	Totals (Lines 3401 through 3403 plus 3498)(Line 34 above)	0	0	0	0	0	0	0	0	0	0	0	0

(a) Finance and service charges not included in Lines 1 to 35 \$ 0
(b) For health business on indicated lines report: Number of persons insured under PPO managed care products 0 and number of persons insured under indemnity only products 0



ANNUAL STATEMENT FOR THE YEAR 2024 OF THE GREAT AMERICAN RISK SOLUTIONS SURPLUS LINES INSURANCE COMPANY

EXHIBIT OF PREMIUMS AND LOSSES (Statutory Page 14)

NAIC Group Code 0084 BUSINESS IN THE STATE OF Idaho DURING THE YEAR 2024 NAIC Company Code 35351

Line of Business		Gross Premiums, Including Policy and Membership Fees, Less Return Premiums and Premiums on Policies not Taken		3	4	5	6	7	8	9	10	11	12
		1	2										
		Direct Premiums Written	Direct Premiums Earned	Dividends Paid or Credited to Policyholders on Direct Business	Direct Unearned Premium Reserves	Direct Losses Paid (deducting salvage)	Direct Losses Incurred	Direct Losses Unpaid	Direct Defense and Cost Containment Expense Paid	Direct Defense and Cost Containment Expense Incurred	Direct Defense and Cost Containment Expense Unpaid	Commissions and Brokerage Expenses	Taxes, Licenses and Fees
1.	Fire	0	0	0	0	0	0	0	0	0	0	0	0
2.1	Allied Lines	0	0	0	0	0	0	0	0	0	0	0	0
2.2	Multiple Peril Crop	0	0	0	0	0	0	0	0	0	0	0	0
2.3	Federal Flood	0	0	0	0	0	0	0	0	0	0	0	0
2.4	Private Crop	0	0	0	0	0	0	0	0	0	0	0	0
2.5	Private Flood	0	0	0	0	0	0	0	0	0	0	0	0
3.	Farmowners Multiple Peril	0	0	0	0	0	0	0	0	0	0	0	0
4.	Homeowners Multiple Peril	0	0	0	0	0	0	0	0	0	0	0	0
5.1	Commercial Multiple Peril (Non-Liability Portion)	0	0	0	0	0	(21,291)	7,744	0	(3,756)	1,653	2	15
5.2	Commercial Multiple Peril (Liability Portion)	0	0	0	0	0	0	0	0	0	0	0	0
6.	Mortgage Guaranty	0	0	0	0	0	0	0	0	0	0	0	0
8.	Ocean Marine	0	0	0	0	0	0	0	0	0	0	0	0
9.1	Inland Marine	0	0	0	0	0	0	0	0	0	0	0	0
9.2	Pet Insurance Plans	0	0	0	0	0	0	0	0	0	0	0	0
10.	Financial Guaranty	0	0	0	0	0	0	0	0	0	0	0	0
11.1	Medical Professional Liability - Occurrence	0	0	0	0	0	0	0	0	0	0	0	0
11.2	Medical Professional Liability - Claims-Made	0	0	0	0	0	0	0	0	0	0	0	0
12.	Earthquake	0	0	0	0	0	0	0	0	0	0	0	0
13.1	Comprehensive (hospital and medical) ind (b)	0	0	0	0	0	0	0	0	0	0	0	0
13.2	Comprehensive (hospital and medical) group (b)	0	0	0	0	0	0	0	0	0	0	0	0
14.	Credit A&H (Group and Individual)	0	0	0	0	0	0	0	0	0	0	0	0
15.1	Vision Only (b).....	0	0	0	0	0	0	0	0	0	0	0	0
15.2	Dental Only (b)	0	0	0	0	0	0	0	0	0	0	0	0
15.3	Disability Income (b)	0	0	0	0	0	0	0	0	0	0	0	0
15.4	Medicare Supplement (b)	0	0	0	0	0	0	0	0	0	0	0	0
15.5	Medicaid Title XIX (b)	0	0	0	0	0	0	0	0	0	0	0	0
15.6	Medicare Title XVIII (b).....	0	0	0	0	0	0	0	0	0	0	0	0
15.7	Long-Term Care (b)	0	0	0	0	0	0	0	0	0	0	0	0
15.8	Federal Employees Health Benefits Plan (b)	0	0	0	0	0	0	0	0	0	0	0	0
15.9	Other Health (b)	0	0	0	0	0	0	0	0	0	0	0	0
16.	Workers' Compensation	0	0	0	0	0	0	0	0	0	0	0	0
17.1	Other Liability - Occurrence	1,622,416	1,011,842	0	651,375	0	580,506	590,980	0	87,973	89,985	286,773	147
17.2	Other Liability - Claims-Made	4,800	3,603	0	1,197	0	1,713	1,713	0	270	270	846	0
17.3	Excess Workers' Compensation	0	0	0	0	0	0	0	0	0	0	0	0
18.1	Products Liability - Occurrence	676,763	527,416	0	308,020	0	159,450	177,332	0	105,530	116,547	120,175	411
18.2	Products Liability - Claims-Made	10,170	7,634	0	2,536	0	2,107	2,107	0	1,389	1,389	1,792	0
19.1	Private Passenger Auto No-Fault (Personal Injury Protection)	0	0	0	0	0	0	0	0	0	0	0	0
19.2	Other Private Passenger Auto Liability	0	0	0	0	0	0	0	0	0	0	0	0
19.3	Commercial Auto No-Fault (Personal Injury Protection)	0	0	0	0	0	0	0	0	0	0	0	0
19.4	Other Commercial Auto Liability	0	0	0	0	0	0	0	0	0	0	0	0
21.1	Private Passenger Auto Physical Damage	0	0	0	0	0	0	0	0	0	0	0	0
21.2	Commercial Auto Physical Damage	0	0	0	0	0	0	0	0	0	0	0	0
22.	Aircraft (all perils)	0	0	0	0	0	0	0	0	0	0	0	0
23.	Fidelity	0	0	0	0	0	0	0	0	0	0	0	0
24.	Surety	0	0	0	0	0	0	0	0	0	0	0	0
26.	Burglary and Theft	0	0	0	0	0	0	0	0	0	0	0	0
27.	Boiler and Machinery	0	0	0	0	0	0	0	0	0	0	0	0
28.	Credit	0	0	0	0	0	0	0	0	0	0	0	0
29.	International	0	0	0	0	0	0	0	0	0	0	0	0
30.	Warranty	0	0	0	0	0	0	0	0	0	0	0	0
31.	Reins nonproportional assumed property	XXX	XXX	XXX	XXX	XXX	XXX	XXX	XXX	XXX	XXX	XXX	XXX
32.	Reins nonproportional assumed liability	XXX	XXX	XXX	XXX	XXX	XXX	XXX	XXX	XXX	XXX	XXX	XXX
33.	Reins nonproportional assumed financial lines	XXX	XXX	XXX	XXX	XXX	XXX	XXX	XXX	XXX	XXX	XXX	XXX
34.	Aggregate Write-Ins for Other Lines of Business	0	0	0	0	0	0	0	0	0	0	0	0
35.	Total (a)	2,314,149	1,550,496	0	963,128	0	722,485	779,876	0	191,405	209,843	409,587	574
DETAILS OF WRITE-INS													
3401.	Collateral Protection	0	0	0	0	0	0	0	0	0	0	0	0
3402.	Involuntary Unemployment	0	0	0	0	0	0	0	0	0	0	0	0
3403.	Patent Risk	0	0	0	0	0	0	0	0	0	0	0	0
3498.	Summary of remaining write-ins for Line 34 from overflow page	0	0	0	0	0	0	0	0	0	0	0	0
3499.	Totals (Lines 3401 through 3403 plus 3498)(Line 34 above)	0	0	0	0	0	0	0	0	0	0	0	0

(a) Finance and service charges not included in Lines 1 to 35 \$ 0
(b) For health business on indicated lines report: Number of persons insured under PPO managed care products 0 and number of persons insured under indemnity only products 0



ANNUAL STATEMENT FOR THE YEAR 2024 OF THE GREAT AMERICAN RISK SOLUTIONS SURPLUS LINES INSURANCE COMPANY

EXHIBIT OF PREMIUMS AND LOSSES (Statutory Page 14)

NAIC Group Code 0084 BUSINESS IN THE STATE OF Illinois DURING THE YEAR 2024 NAIC Company Code 35351

Line of Business		Gross Premiums, Including Policy and Membership Fees, Less Return Premiums and Premiums on Policies not Taken		3	4	5	6	7	8	9	10	11	12
		1	2										
		Direct Premiums Written	Direct Premiums Earned	Dividends Paid or Credited to Policyholders on Direct Business	Direct Unearned Premium Reserves	Direct Losses Paid (deducting salvage)	Direct Losses Incurred	Direct Losses Unpaid	Direct Defense and Cost Containment Expense Paid	Direct Defense and Cost Containment Expense Incurred	Direct Defense and Cost Containment Expense Unpaid	Commissions and Brokerage Expenses	Taxes, Licenses and Fees
1.	Fire	633	626	0	330	0	(1,225)	853	0	(261)	221	7,487	23,345
2.1	Allied Lines	103	102	0	54	0	(193)	146	0	(43)	36	18	1
2.2	Multiple Peril Crop	0	0	0	0	0	0	0	0	0	0	0	0
2.3	Federal Flood	0	0	0	0	0	0	0	0	0	0	0	0
2.4	Private Crop	0	0	0	0	0	0	0	0	0	0	0	0
2.5	Private Flood	0	0	0	0	0	0	0	0	0	0	0	0
3.	Farmowners Multiple Peril	0	0	0	0	0	0	0	0	0	0	0	0
4.	Homeowners Multiple Peril	0	0	0	0	0	0	0	0	0	0	0	0
5.1	Commercial Multiple Peril (Non-Liability Portion)	1,026,115	1,545,578	0	602,229	0	1,429,328	1,986,536	10,936	29,440	125,315	183,214	16,322
5.2	Commercial Multiple Peril (Liability Portion)	0	0	0	0	0	0	0	0	0	0	0	0
6.	Mortgage Guaranty	0	0	0	0	0	0	0	0	0	0	0	0
8.	Ocean Marine	0	0	0	0	0	0	0	0	0	0	0	0
9.1	Inland Marine	0	0	0	0	0	0	0	0	0	0	0	0
9.2	Pet Insurance Plans	0	0	0	0	0	0	0	0	0	0	0	0
10.	Financial Guaranty	0	0	0	0	0	0	0	0	0	0	0	0
11.1	Medical Professional Liability - Occurrence	0	0	0	0	0	0	0	0	0	0	0	0
11.2	Medical Professional Liability - Claims-Made	0	0	0	0	0	0	0	0	0	0	0	0
12.	Earthquake	0	0	0	0	0	0	0	0	0	0	0	0
13.1	Comprehensive (hospital and medical) ind (b)	0	0	0	0	0	0	0	0	0	0	0	0
13.2	Comprehensive (hospital and medical) group (b)	0	0	0	0	0	0	0	0	0	0	0	0
14.	Credit A&H (Group and Individual)	0	0	0	0	0	0	0	0	0	0	0	0
15.1	Vision Only (b)	0	0	0	0	0	0	0	0	0	0	0	0
15.2	Dental Only (b)	0	0	0	0	0	0	0	0	0	0	0	0
15.3	Disability Income (b)	0	0	0	0	0	0	0	0	0	0	0	0
15.4	Medicare Supplement (b)	0	0	0	0	0	0	0	0	0	0	0	0
15.5	Medicaid Title XIX (b)	0	0	0	0	0	0	0	0	0	0	0	0
15.6	Medicare Title XVIII (b)	0	0	0	0	0	0	0	0	0	0	0	0
15.7	Long-Term Care (b)	0	0	0	0	0	0	0	0	0	0	0	0
15.8	Federal Employees Health Benefits Plan (b)	0	0	0	0	0	0	0	0	0	0	0	0
15.9	Other Health (b)	0	0	0	0	0	0	0	0	0	0	0	0
16.	Workers' Compensation	0	0	0	0	0	0	0	0	0	0	0	0
17.1	Other Liability - Occurrence	14,714,131	10,565,476	0	7,465,427	6,787	5,463,454	7,936,213	69,937	898,223	1,463,182	2,419,919	138,126
17.2	Other Liability - Claims-Made	1,551,291	1,398,051	0	510,291	305,000	(242,350)	1,228,311	6,429	(84,315)	376,206	233,429	15,748
17.3	Excess Workers' Compensation	0	0	0	0	0	0	0	0	0	0	0	0
18.1	Products Liability - Occurrence	8,706,788	6,089,979	0	4,344,738	17,061	2,547,827	2,688,262	170,876	1,498,011	1,471,859	1,529,179	74,832
18.2	Products Liability - Claims-Made	61,785	66,467	0	28,975	0	15,027	22,527	0	9,736	13,462	10,822	842
19.1	Private Passenger Auto No-Fault (Personal Injury Protection)	0	0	0	0	0	0	0	0	0	0	0	0
19.2	Other Private Passenger Auto Liability	0	0	0	0	0	0	0	0	0	0	0	0
19.3	Commercial Auto No-Fault (Personal Injury Protection)	0	0	0	0	0	0	0	0	0	0	0	0
19.4	Other Commercial Auto Liability	0	0	0	0	0	0	0	0	0	0	0	0
21.1	Private Passenger Auto Physical Damage	0	0	0	0	0	0	0	0	0	0	0	0
21.2	Commercial Auto Physical Damage	0	0	0	0	0	0	0	0	0	0	0	0
22.	Aircraft (all perils)	0	0	0	0	0	0	0	0	0	0	0	0
23.	Fidelity	0	0	0	0	0	0	0	0	0	0	0	0
24.	Surety	0	0	0	0	0	0	0	0	0	0	0	0
26.	Burglary and Theft	0	0	0	0	0	0	0	0	0	0	0	0
27.	Boiler and Machinery	7,160	8,817	0	3,884	0	0	0	0	0	0	1,272	96
28.	Credit	0	0	0	0	0	0	0	0	0	0	0	0
29.	International	0	0	0	0	0	0	0	0	0	0	0	0
30.	Warranty	0	0	0	0	0	0	0	0	0	0	0	0
31.	Reins nonproportional assumed property	XXX	XXX	XXX	XXX	XXX	XXX	XXX	XXX	XXX	XXX	XXX	XXX
32.	Reins nonproportional assumed liability	XXX	XXX	XXX	XXX	XXX	XXX	XXX	XXX	XXX	XXX	XXX	XXX
33.	Reins nonproportional assumed financial lines	XXX	XXX	XXX	XXX	XXX	XXX	XXX	XXX	XXX	XXX	XXX	XXX
34.	Aggregate Write-Ins for Other Lines of Business	0	0	0	0	0	0	0	0	0	0	0	0
35.	Total (a)	26,068,006	19,675,096	0	12,956,065	328,848	9,211,868	13,862,848	258,178	2,350,791	3,450,281	4,385,341	269,312
DETAILS OF WRITE-INS													
3401.	Collateral Protection	0	0	0	0	0	0	0	0	0	0	0	0
3402.	Involuntary Unemployment	0	0	0	0	0	0	0	0	0	0	0	0
3403.	Patent Risk	0	0	0	0	0	0	0	0	0	0	0	0
3498.	Summary of remaining write-ins for Line 34 from overflow page	0	0	0	0	0	0	0	0	0	0	0	0
3499.	Totals (Lines 3401 through 3403 plus 3498)(Line 34 above)	0	0	0	0	0	0	0	0	0	0	0	0

(a) Finance and service charges not included in Lines 1 to 35 \$ 0
(b) For health business on indicated lines report: Number of persons insured under PPO managed care products 0 and number of persons insured under indemnity only products 0



ANNUAL STATEMENT FOR THE YEAR 2024 OF THE GREAT AMERICAN RISK SOLUTIONS SURPLUS LINES INSURANCE COMPANY

EXHIBIT OF PREMIUMS AND LOSSES (Statutory Page 14)

NAIC Group Code 0084 BUSINESS IN THE STATE OF Indiana DURING THE YEAR 2024 NAIC Company Code 35351

Line of Business		Gross Premiums, Including Policy and Membership Fees, Less Return Premiums and Premiums on Policies not Taken		3	4	5	6	7	8	9	10	11	12
		1	2										
		Direct Premiums Written	Direct Premiums Earned	Dividends Paid or Credited to Policyholders on Direct Business	Direct Unearned Premium Reserves	Direct Losses Paid (deducting salvage)	Direct Losses Incurred	Direct Losses Unpaid	Direct Defense and Cost Containment Expense Paid	Direct Defense and Cost Containment Expense Incurred	Direct Defense and Cost Containment Expense Unpaid	Commissions and Brokerage Expenses	Taxes, Licenses and Fees
1.	Fire	0	0	0	0	0	11	19	0	0	0	0	0
2.1	Allied Lines	0	0	0	0	0	2	3	0	0	0	0	0
2.2	Multiple Peril Crop	0	0	0	0	0	0	0	0	0	0	0	0
2.3	Federal Flood	0	0	0	0	0	0	0	0	0	0	0	0
2.4	Private Crop	0	0	0	0	0	0	0	0	0	0	0	0
2.5	Private Flood	0	0	0	0	0	0	0	0	0	0	0	0
3.	Farmowners Multiple Peril	0	0	0	0	0	0	0	0	0	0	0	0
4.	Homeowners Multiple Peril	0	0	0	0	0	0	0	0	0	0	0	0
5.1	Commercial Multiple Peril (Non-Liability Portion)	263,557	723,223	0	217,349	(30,464)	(153,160)	257,743	78	(16,015)	59,067	42,805	51
5.2	Commercial Multiple Peril (Liability Portion)	0	0	0	0	0	0	0	0	0	0	0	0
6.	Mortgage Guaranty	0	0	0	0	0	0	0	0	0	0	0	0
8.	Ocean Marine	0	0	0	0	0	0	0	0	0	0	0	0
9.1	Inland Marine	0	0	0	0	0	0	0	0	0	0	0	0
9.2	Pet Insurance Plans	0	0	0	0	0	0	0	0	0	0	0	0
10.	Financial Guaranty	0	0	0	0	0	0	0	0	0	0	0	0
11.1	Medical Professional Liability - Occurrence	0	0	0	0	0	0	0	0	0	0	0	0
11.2	Medical Professional Liability - Claims-Made	0	0	0	0	0	0	0	0	0	0	0	0
12.	Earthquake	0	0	0	0	0	0	0	0	0	0	0	0
13.1	Comprehensive (hospital and medical) ind (b)	0	0	0	0	0	0	0	0	0	0	0	0
13.2	Comprehensive (hospital and medical) group (b)	0	0	0	0	0	0	0	0	0	0	0	0
14.	Credit A&H (Group and Individual)	0	0	0	0	0	0	0	0	0	0	0	0
15.1	Vision Only (b).....	0	0	0	0	0	0	0	0	0	0	0	0
15.2	Dental Only (b)	0	0	0	0	0	0	0	0	0	0	0	0
15.3	Disability Income (b)	0	0	0	0	0	0	0	0	0	0	0	0
15.4	Medicare Supplement (b)	0	0	0	0	0	0	0	0	0	0	0	0
15.5	Medicaid Title XIX (b)	0	0	0	0	0	0	0	0	0	0	0	0
15.6	Medicare Title XVIII (b).....	0	0	0	0	0	0	0	0	0	0	0	0
15.7	Long-Term Care (b)	0	0	0	0	0	0	0	0	0	0	0	0
15.8	Federal Employees Health Benefits Plan (b)	0	0	0	0	0	0	0	0	0	0	0	0
15.9	Other Health (b)	0	0	0	0	0	0	0	0	0	0	0	0
16.	Workers' Compensation	0	0	0	0	0	0	0	0	0	0	0	0
17.1	Other Liability - Occurrence	6,651,865	5,487,783	0	3,874,028	0	3,061,003	3,414,986	117	487,337	536,048	944,650	304
17.2	Other Liability - Claims-Made	1,104,851	1,370,306	0	854,852	(12,000)	467,170	1,037,531	91,931	206,820	322,298	193,759	189
17.3	Excess Workers' Compensation	0	0	0	0	0	0	0	0	0	0	0	0
18.1	Products Liability - Occurrence	2,985,366	2,303,294	0	1,156,364	0	737,651	784,988	155	503,250	534,558	456,649	110
18.2	Products Liability - Claims-Made	218,800	124,390	0	104,875	0	26,946	43,586	0	18,582	24,789	38,453	7
19.1	Private Passenger Auto No-Fault (Personal Injury Protection)	0	0	0	0	0	0	0	0	0	0	0	0
19.2	Other Private Passenger Auto Liability	0	0	0	0	0	0	0	0	0	0	0	0
19.3	Commercial Auto No-Fault (Personal Injury Protection)	0	0	0	0	0	0	0	0	0	0	0	0
19.4	Other Commercial Auto Liability	0	0	0	0	0	0	0	0	0	0	0	0
21.1	Private Passenger Auto Physical Damage	0	0	0	0	0	0	0	0	0	0	0	0
21.2	Commercial Auto Physical Damage	0	0	0	0	0	0	0	0	0	0	0	0
22.	Aircraft (all perils)	0	0	0	0	0	0	0	0	0	0	0	0
23.	Fidelity	0	0	0	0	0	0	0	0	0	0	0	0
24.	Surety	0	0	0	0	0	0	0	0	0	0	0	0
26.	Burglary and Theft	0	0	0	0	0	0	0	0	0	0	0	0
27.	Boiler and Machinery	2,405	2,753	0	1,136	0	0	0	0	0	0	419	0
28.	Credit	0	0	0	0	0	0	0	0	0	0	0	0
29.	International	0	0	0	0	0	0	0	0	0	0	0	0
30.	Warranty	0	0	0	0	0	0	0	0	0	0	0	0
31.	Reins nonproportional assumed property	XXX	XXX	XXX	XXX	XXX	XXX	XXX	XXX	XXX	XXX	XXX	XXX
32.	Reins nonproportional assumed liability	XXX	XXX	XXX	XXX	XXX	XXX	XXX	XXX	XXX	XXX	XXX	XXX
33.	Reins nonproportional assumed financial lines	XXX	XXX	XXX	XXX	XXX	XXX	XXX	XXX	XXX	XXX	XXX	XXX
34.	Aggregate Write-Ins for Other Lines of Business	0	0	0	0	0	0	0	0	0	0	0	0
35.	Total (a)	11,226,845	10,011,749	0	6,208,603	(42,464)	4,139,623	5,538,857	92,280	1,199,973	1,476,759	1,676,736	661
DETAILS OF WRITE-INS													
3401.	Collateral Protection	0	0	0	0	0	0	0	0	0	0	0	0
3402.	Involuntary Unemployment	0	0	0	0	0	0	0	0	0	0	0	0
3403.	Patent Risk	0	0	0	0	0	0	0	0	0	0	0	0
3498.	Summary of remaining write-ins for Line 34 from overflow page	0	0	0	0	0	0	0	0	0	0	0	0
3499.	Totals (Lines 3401 through 3403 plus 3498)(Line 34 above)	0	0	0	0	0	0	0	0	0	0	0	0

(a) Finance and service charges not included in Lines 1 to 35 \$ 0
(b) For health business on indicated lines report: Number of persons insured under PPO managed care products 0 and number of persons insured under indemnity only products 0



ANNUAL STATEMENT FOR THE YEAR 2024 OF THE GREAT AMERICAN RISK SOLUTIONS SURPLUS LINES INSURANCE COMPANY

EXHIBIT OF PREMIUMS AND LOSSES (Statutory Page 14)

NAIC Group Code 0084 BUSINESS IN THE STATE OF Iowa DURING THE YEAR 2024 NAIC Company Code 35351

Line of Business		Gross Premiums, Including Policy and Membership Fees, Less Return Premiums and Premiums on Policies not Taken		3	4	5	6	7	8	9	10	11	12
		1	2										
		Direct Premiums Written	Direct Premiums Earned	Dividends Paid or Credited to Policyholders on Direct Business	Direct Unearned Premium Reserves	Direct Losses Paid (deducting salvage)	Direct Losses Incurred	Direct Losses Unpaid	Direct Defense and Cost Containment Expense Paid	Direct Defense and Cost Containment Expense Incurred	Direct Defense and Cost Containment Expense Unpaid	Commissions and Brokerage Expenses	Taxes, Licenses and Fees
1.	Fire	0	0	0	0	0	(4)	2	0	(2)	0	0	0
2.1	Allied Lines	0	0	0	0	0	(1)	0	0	0	0	0	0
2.2	Multiple Peril Crop	0	0	0	0	0	0	0	0	0	0	0	0
2.3	Federal Flood	0	0	0	0	0	0	0	0	0	0	0	0
2.4	Private Crop	0	0	0	0	0	0	0	0	0	0	0	0
2.5	Private Flood	0	0	0	0	0	0	0	0	0	0	0	0
3.	Farmowners Multiple Peril	0	0	0	0	0	0	0	0	0	0	0	0
4.	Homeowners Multiple Peril	0	0	0	0	0	0	0	0	0	0	0	0
5.1	Commercial Multiple Peril (Non-Liability Portion)	447,413	458,692	0	228,414	67,445	82,709	134,281	2,054	9,990	31,389	79,525	61
5.2	Commercial Multiple Peril (Liability Portion)	0	0	0	0	0	0	0	0	0	0	0	0
6.	Mortgage Guaranty	0	0	0	0	0	0	0	0	0	0	0	0
8.	Ocean Marine	0	0	0	0	0	0	0	0	0	0	0	0
9.1	Inland Marine	0	0	0	0	0	0	0	0	0	0	0	0
9.2	Pet Insurance Plans	0	0	0	0	0	0	0	0	0	0	0	0
10.	Financial Guaranty	0	0	0	0	0	0	0	0	0	0	0	0
11.1	Medical Professional Liability - Occurrence	0	0	0	0	0	0	0	0	0	0	0	0
11.2	Medical Professional Liability - Claims-Made	0	0	0	0	0	0	0	0	0	0	0	0
12.	Earthquake	0	0	0	0	0	0	0	0	0	0	0	0
13.1	Comprehensive (hospital and medical) ind (b)	0	0	0	0	0	0	0	0	0	0	0	0
13.2	Comprehensive (hospital and medical) group (b)	0	0	0	0	0	0	0	0	0	0	0	0
14.	Credit A&H (Group and Individual)	0	0	0	0	0	0	0	0	0	0	0	0
15.1	Vision Only (b).....	0	0	0	0	0	0	0	0	0	0	0	0
15.2	Dental Only (b)	0	0	0	0	0	0	0	0	0	0	0	0
15.3	Disability Income (b)	0	0	0	0	0	0	0	0	0	0	0	0
15.4	Medicare Supplement (b)	0	0	0	0	0	0	0	0	0	0	0	0
15.5	Medicaid Title XIX (b)	0	0	0	0	0	0	0	0	0	0	0	0
15.6	Medicare Title XVIII (b).....	0	0	0	0	0	0	0	0	0	0	0	0
15.7	Long-Term Care (b)	0	0	0	0	0	0	0	0	0	0	0	0
15.8	Federal Employees Health Benefits Plan (b)	0	0	0	0	0	0	0	0	0	0	0	0
15.9	Other Health (b)	0	0	0	0	0	0	0	0	0	0	0	0
16.	Workers' Compensation	0	0	0	0	0	0	0	0	0	0	0	0
17.1	Other Liability - Occurrence	2,350,091	1,694,397	0	788,956	0	876,114	912,614	0	142,717	147,314	385,283	110
17.2	Other Liability - Claims-Made	5,085	5,062	0	4,444	0	1,332	1,503	0	499	565	1,017	1
17.3	Excess Workers' Compensation	0	0	0	0	0	0	0	0	0	0	0	0
18.1	Products Liability - Occurrence	763,559	661,184	0	271,059	0	202,873	216,187	0	133,998	142,862	134,828	72
18.2	Products Liability - Claims-Made	0	0	0	0	0	0	0	0	0	0	0	0
19.1	Private Passenger Auto No-Fault (Personal Injury Protection)	0	0	0	0	0	0	0	0	0	0	0	0
19.2	Other Private Passenger Auto Liability	0	0	0	0	0	0	0	0	0	0	0	0
19.3	Commercial Auto No-Fault (Personal Injury Protection)	0	0	0	0	0	0	0	0	0	0	0	0
19.4	Other Commercial Auto Liability	0	0	0	0	0	0	0	0	0	0	0	0
21.1	Private Passenger Auto Physical Damage	0	0	0	0	0	0	0	0	0	0	0	0
21.2	Commercial Auto Physical Damage	0	0	0	0	0	0	0	0	0	0	0	0
22.	Aircraft (all perils)	0	0	0	0	0	0	0	0	0	0	0	0
23.	Fidelity	0	0	0	0	0	0	0	0	0	0	0	0
24.	Surety	0	0	0	0	0	0	0	0	0	0	0	0
26.	Burglary and Theft	0	0	0	0	0	0	0	0	0	0	0	0
27.	Boiler and Machinery	5,514	5,870	0	3,417	0	0	0	0	0	0	982	1
28.	Credit	0	0	0	0	0	0	0	0	0	0	0	0
29.	International	0	0	0	0	0	0	0	0	0	0	0	0
30.	Warranty	0	0	0	0	0	0	0	0	0	0	0	0
31.	Reins nonproportional assumed property	XXX	XXX	XXX	XXX	XXX	XXX	XXX	XXX	XXX	XXX	XXX	XXX
32.	Reins nonproportional assumed liability	XXX	XXX	XXX	XXX	XXX	XXX	XXX	XXX	XXX	XXX	XXX	XXX
33.	Reins nonproportional assumed financial lines	XXX	XXX	XXX	XXX	XXX	XXX	XXX	XXX	XXX	XXX	XXX	XXX
34.	Aggregate Write-Ins for Other Lines of Business	0	0	0	0	0	0	0	0	0	0	0	0
35.	Total (a)	3,571,662	2,825,206	0	1,296,290	67,445	1,163,023	1,264,587	2,054	287,203	322,130	601,634	245
DETAILS OF WRITE-INS													
3401.	Collateral Protection	0	0	0	0	0	0	0	0	0	0	0	0
3402.	Involuntary Unemployment	0	0	0	0	0	0	0	0	0	0	0	0
3403.	Patent Risk	0	0	0	0	0	0	0	0	0	0	0	0
3498.	Summary of remaining write-ins for Line 34 from overflow page	0	0	0	0	0	0	0	0	0	0	0	0
3499.	Totals (Lines 3401 through 3403 plus 3498)(Line 34 above)	0	0	0	0	0	0	0	0	0	0	0	0

(a) Finance and service charges not included in Lines 1 to 35 \$ 0
(b) For health business on indicated lines report: Number of persons insured under PPO managed care products 0 and number of persons insured under indemnity only products 0



ANNUAL STATEMENT FOR THE YEAR 2024 OF THE GREAT AMERICAN RISK SOLUTIONS SURPLUS LINES INSURANCE COMPANY

EXHIBIT OF PREMIUMS AND LOSSES (Statutory Page 14)

NAIC Group Code 0084 BUSINESS IN THE STATE OF Kansas DURING THE YEAR 2024 NAIC Company Code 35351

Line of Business		Gross Premiums, Including Policy and Membership Fees, Less Return Premiums and Premiums on Policies not Taken		3	4	5	6	7	8	9	10	11	12
		1	2										
		Direct Premiums Written	Direct Premiums Earned	Dividends Paid or Credited to Policyholders on Direct Business	Direct Unearned Premium Reserves	Direct Losses Paid (deducting salvage)	Direct Losses Incurred	Direct Losses Unpaid	Direct Defense and Cost Containment Expense Paid	Direct Defense and Cost Containment Expense Incurred	Direct Defense and Cost Containment Expense Unpaid	Commissions and Brokerage Expenses	Taxes, Licenses and Fees
1.	Fire	0	0	0	0	0	(1,947)	1,228	0	(353)	353	0	0
2.1	Allied Lines	0	0	0	0	0	(317)	200	0	(57)	57	0	0
2.2	Multiple Peril Crop	0	0	0	0	0	0	0	0	0	0	0	0
2.3	Federal Flood	0	0	0	0	0	0	0	0	0	0	0	0
2.4	Private Crop	0	0	0	0	0	0	0	0	0	0	0	0
2.5	Private Flood	0	0	0	0	0	0	0	0	0	0	0	0
3.	Farmowners Multiple Peril	0	0	0	0	0	0	0	0	0	0	0	0
4.	Homeowners Multiple Peril	0	0	0	0	0	0	0	0	0	0	0	0
5.1	Commercial Multiple Peril (Non-Liability Portion)	232,562	144,774	0	140,643	0	8,745	42,911	0	4,015	10,153	41,127	7
5.2	Commercial Multiple Peril (Liability Portion)	0	0	0	0	0	0	0	0	0	0	0	0
6.	Mortgage Guaranty	0	0	0	0	0	0	0	0	0	0	0	0
8.	Ocean Marine	0	0	0	0	0	0	0	0	0	0	0	0
9.1	Inland Marine	0	0	0	0	0	0	0	0	0	0	0	0
9.2	Pet Insurance Plans	0	0	0	0	0	0	0	0	0	0	0	0
10.	Financial Guaranty	0	0	0	0	0	0	0	0	0	0	0	0
11.1	Medical Professional Liability - Occurrence	0	0	0	0	0	0	0	0	0	0	0	0
11.2	Medical Professional Liability - Claims-Made	0	0	0	0	0	0	0	0	0	0	0	0
12.	Earthquake	0	0	0	0	0	0	0	0	0	0	0	0
13.1	Comprehensive (hospital and medical) ind (b)	0	0	0	0	0	0	0	0	0	0	0	0
13.2	Comprehensive (hospital and medical) group (b)	0	0	0	0	0	0	0	0	0	0	0	0
14.	Credit A&H (Group and Individual)	0	0	0	0	0	0	0	0	0	0	0	0
15.1	Vision Only (b).....	0	0	0	0	0	0	0	0	0	0	0	0
15.2	Dental Only (b)	0	0	0	0	0	0	0	0	0	0	0	0
15.3	Disability Income (b)	0	0	0	0	0	0	0	0	0	0	0	0
15.4	Medicare Supplement (b)	0	0	0	0	0	0	0	0	0	0	0	0
15.5	Medicaid Title XIX (b)	0	0	0	0	0	0	0	0	0	0	0	0
15.6	Medicare Title XVIII (b).....	0	0	0	0	0	0	0	0	0	0	0	0
15.7	Long-Term Care (b)	0	0	0	0	0	0	0	0	0	0	0	0
15.8	Federal Employees Health Benefits Plan (b)	0	0	0	0	0	0	0	0	0	0	0	0
15.9	Other Health (b)	0	0	0	0	0	0	0	0	0	0	0	0
16.	Workers' Compensation	0	0	0	0	0	0	0	0	0	0	0	0
17.1	Other Liability - Occurrence	1,441,617	992,884	0	668,848	64	500,979	598,569	1,176	85,146	171,648	195,168	46
17.2	Other Liability - Claims-Made	2,961	44,350	0	2,758	0	14,085	17,711	0	4,857	6,054	592	7
17.3	Excess Workers' Compensation	0	0	0	0	0	0	0	0	0	0	0	0
18.1	Products Liability - Occurrence	578,939	464,843	0	235,547	0	144,529	152,921	0	94,610	99,726	98,433	24
18.2	Products Liability - Claims-Made	0	0	0	0	0	0	0	0	0	0	0	0
19.1	Private Passenger Auto No-Fault (Personal Injury Protection)	0	0	0	0	0	0	0	0	0	0	0	0
19.2	Other Private Passenger Auto Liability	0	0	0	0	0	0	0	0	0	0	0	0
19.3	Commercial Auto No-Fault (Personal Injury Protection)	0	0	0	0	0	0	0	0	0	0	0	0
19.4	Other Commercial Auto Liability	0	0	0	0	0	0	0	0	0	0	0	0
21.1	Private Passenger Auto Physical Damage	0	0	0	0	0	0	0	0	0	0	0	0
21.2	Commercial Auto Physical Damage	0	0	0	0	0	0	0	0	0	0	0	0
22.	Aircraft (all perils)	0	0	0	0	0	0	0	0	0	0	0	0
23.	Fidelity	0	0	0	0	0	0	0	0	0	0	0	0
24.	Surety	0	0	0	0	0	0	0	0	0	0	0	0
26.	Burglary and Theft	0	0	0	0	0	0	0	0	0	0	0	0
27.	Boiler and Machinery	2,669	2,064	0	1,470	0	0	0	0	0	0	473	0
28.	Credit	0	0	0	0	0	0	0	0	0	0	0	0
29.	International	0	0	0	0	0	0	0	0	0	0	0	0
30.	Warranty	0	0	0	0	0	0	0	0	0	0	0	0
31.	Reins nonproportional assumed property	XXX	XXX	XXX	XXX	XXX	XXX	XXX	XXX	XXX	XXX	XXX	XXX
32.	Reins nonproportional assumed liability	XXX	XXX	XXX	XXX	XXX	XXX	XXX	XXX	XXX	XXX	XXX	XXX
33.	Reins nonproportional assumed financial lines	XXX	XXX	XXX	XXX	XXX	XXX	XXX	XXX	XXX	XXX	XXX	XXX
34.	Aggregate Write-Ins for Other Lines of Business	0	0	0	0	0	0	0	0	0	0	0	0
35.	Total (a)	2,258,748	1,648,914	0	1,049,267	64	666,073	813,540	1,176	188,218	287,991	335,793	83
DETAILS OF WRITE-INS													
3401.	Collateral Protection	0	0	0	0	0	0	0	0	0	0	0	0
3402.	Involuntary Unemployment	0	0	0	0	0	0	0	0	0	0	0	0
3403.	Patent Risk	0	0	0	0	0	0	0	0	0	0	0	0
3498.	Summary of remaining write-ins for Line 34 from overflow page	0	0	0	0	0	0	0	0	0	0	0	0
3499.	Totals (Lines 3401 through 3403 plus 3498)(Line 34 above)	0	0	0	0	0	0	0	0	0	0	0	0

(a) Finance and service charges not included in Lines 1 to 35 \$ 0
(b) For health business on indicated lines report: Number of persons insured under PPO managed care products 0 and number of persons insured under indemnity only products 0



ANNUAL STATEMENT FOR THE YEAR 2024 OF THE GREAT AMERICAN RISK SOLUTIONS SURPLUS LINES INSURANCE COMPANY

EXHIBIT OF PREMIUMS AND LOSSES (Statutory Page 14)

NAIC Group Code 0084

BUSINESS IN THE STATE OF Kentucky

DURING THE YEAR 2024

NAIC Company Code 35351

Line of Business		Gross Premiums, Including Policy and Membership Fees, Less Return Premiums and Premiums on Policies not Taken		3 Dividends Paid or Credited to Policyholders on Direct Business	4 Direct Unearned Premium Reserves	5 Direct Losses Paid (deducting salvage)	6 Direct Losses Incurred	7 Direct Losses Unpaid	8 Direct Defense and Cost Containment Expense Paid	9 Direct Defense and Cost Containment Expense Incurred	10 Direct Defense and Cost Containment Expense Unpaid	11 Commissions and Brokerage Expenses	12 Taxes, Licenses and Fees
		1 Direct Premiums Written	2 Direct Premiums Earned										
1.	Fire	0	0	0	0	0	(521)	307	0	(140)	62	0	0
2.1	Allied Lines	0	0	0	0	0	(84)	50	0	(23)	10	0	0
2.2	Multiple Peril Crop	0	0	0	0	0	0	0	0	0	0	0	0
2.3	Federal Flood	0	0	0	0	0	0	0	0	0	0	0	0
2.4.	Private Crop	0	0	0	0	0	0	0	0	0	0	0	0
2.5	Private Flood	0	0	0	0	0	0	0	0	0	0	0	0
3.	Farmowners Multiple Peril	0	0	0	0	0	0	0	0	0	0	0	0
4.	Homeowners Multiple Peril	0	0	0	0	0	0	0	0	0	0	0	0
5.1	Commercial Multiple Peril (Non-Liability Portion)	128,049	153,075	0	61,076	122,859	17,466	54,088	2,018	(4,907)	12,594	22,934	7
5.2	Commercial Multiple Peril (Liability Portion)	0	0	0	0	0	0	0	0	0	0	0	0
6.	Mortgage Guaranty	0	0	0	0	0	0	0	0	0	0	0	0
8.	Ocean Marine	0	0	0	0	0	0	0	0	0	0	0	0
9.1	Inland Marine	0	0	0	0	0	0	0	0	0	0	0	0
9.2	Pet Insurance Plans	0	0	0	0	0	0	0	0	0	0	0	0
10.	Financial Guaranty	0	0	0	0	0	0	0	0	0	0	0	0
11.1	Medical Professional Liability - Occurrence	0	0	0	0	0	0	0	0	0	0	0	0
11.2	Medical Professional Liability - Claims-Made	0	0	0	0	0	0	0	0	0	0	0	0
12.	Earthquake	0	0	0	0	0	0	0	0	0	0	0	0
13.1	Comprehensive (hospital and medical) ind (b)	0	0	0	0	0	0	0	0	0	0	0	0
13.2	Comprehensive (hospital and medical) group (b)	0	0	0	0	0	0	0	0	0	0	0	0
14.	Credit A&H (Group and Individual)	0	0	0	0	0	0	0	0	0	0	0	0
15.1	Vision Only (b).....	0	0	0	0	0	0	0	0	0	0	0	0
15.2	Dental Only (b)	0	0	0	0	0	0	0	0	0	0	0	0
15.3	Disability Income (b)	0	0	0	0	0	0	0	0	0	0	0	0
15.4	Medicare Supplement (b)	0	0	0	0	0	0	0	0	0	0	0	0
15.5	Medicaid Title XIX (b)	0	0	0	0	0	0	0	0	0	0	0	0
15.6	Medicare Title XVIII (b).....	0	0	0	0	0	0	0	0	0	0	0	0
15.7	Long-Term Care (b)	0	0	0	0	0	0	0	0	0	0	0	0
15.8	Federal Employees Health Benefits Plan (b)	0	0	0	0	0	0	0	0	0	0	0	0
15.9	Other Health (b)	0	0	0	0	0	0	0	0	0	0	0	0
16.	Workers' Compensation	0	0	0	0	0	0	0	0	0	0	0	0
17.1	Other Liability - Occurrence	2,760,445	1,703,208	0	1,198,014	90,000	450,335	1,546,551	41,342	110,568	419,158	407,865	147
17.2	Other Liability - Claims-Made	961,380	1,098,985	0	379,441	0	706,032	1,341,039	33,838	158,529	329,941	168,839	142
17.3	Excess Workers' Compensation	0	0	0	0	0	0	0	0	0	0	0	0
18.1	Products Liability - Occurrence	1,578,976	1,237,382	0	958,341	0	410,521	473,240	2,408	289,131	331,458	249,672	99
18.2	Products Liability - Claims-Made	7,955	9,495	0	3,087	0	1,590	3,742	0	605	1,388	1,392	1
19.1	Private Passenger Auto No-Fault (Personal Injury Protection)	0	0	0	0	0	0	0	0	0	0	0	0
19.2	Other Private Passenger Auto Liability	0	0	0	0	0	0	0	0	0	0	0	0
19.3	Commercial Auto No-Fault (Personal Injury Protection)	0	0	0	0	0	0	0	0	0	0	0	0
19.4	Other Commercial Auto Liability	0	0	0	0	0	0	0	0	0	0	0	0
21.1	Private Passenger Auto Physical Damage	0	0	0	0	0	0	0	0	0	0	0	0
21.2	Commercial Auto Physical Damage	0	0	0	0	0	0	0	0	0	0	0	0
22.	Aircraft (all perils)	0	0	0	0	0	0	0	0	0	0	0	0
23.	Fidelity	0	0	0	0	0	0	0	0	0	0	0	0
24.	Surety	0	0	0	0	0	0	0	0	0	0	0	0
26.	Burglary and Theft	0	0	0	0	0	0	0	0	0	0	0	0
27.	Boiler and Machinery	771	886	0	624	0	0	0	0	0	0	137	0
28.	Credit	0	0	0	0	0	0	0	0	0	0	0	0
29.	International	0	0	0	0	0	0	0	0	0	0	0	0
30.	Warranty	0	0	0	0	0	0	0	0	0	0	0	0
31.	Reins nonproportional assumed property	XXX	XXX	XXX	XXX	XXX	XXX	XXX	XXX	XXX	XXX	XXX	XXX
32.	Reins nonproportional assumed liability	XXX	XXX	XXX	XXX	XXX	XXX	XXX	XXX	XXX	XXX	XXX	XXX
33.	Reins nonproportional assumed financial lines	XXX	XXX	XXX	XXX	XXX	XXX	XXX	XXX	XXX	XXX	XXX	XXX
34.	Aggregate Write-Ins for Other Lines of Business	0	0	0	0	0	0	0	0	0	0	0	0
35.	Total (a)	5,437,576	4,203,030	0	2,600,583	212,859	1,585,338	3,419,017	79,605	553,764	1,094,610	850,840	396
DETAILS OF WRITE-INS													
3401.	Collateral Protection	0	0	0	0	0	0	0	0	0	0	0	0
3402.	Involuntary Unemployment	0	0	0	0	0	0	0	0	0	0	0	0
3403.	Patent Risk	0	0	0	0	0	0	0	0	0	0	0	0
3498.	Summary of remaining write-ins for Line 34 from overflow page	0	0	0	0	0	0	0	0	0	0	0	0
3499.	Totals (Lines 3401 through 3403 plus 3498)(Line 34 above)	0	0	0	0	0	0	0	0	0	0	0	0

(a) Finance and service charges not included in Lines 1 to 35 \$0
(b) For health business on indicated lines report: Number of persons insured under PPO managed care products0 and number of persons insured under indemnity only products0 .



ANNUAL STATEMENT FOR THE YEAR 2024 OF THE GREAT AMERICAN RISK SOLUTIONS SURPLUS LINES INSURANCE COMPANY

EXHIBIT OF PREMIUMS AND LOSSES (Statutory Page 14)

NAIC Group Code 0084 BUSINESS IN THE STATE OF Louisiana DURING THE YEAR 2024 NAIC Company Code 35351

Line of Business		Gross Premiums, Including Policy and Membership Fees, Less Return Premiums and Premiums on Policies not Taken		3	4	5	6	7	8	9	10	11	12
		1	2										
		Direct Premiums Written	Direct Premiums Earned	Dividends Paid or Credited to Policyholders on Direct Business	Direct Unearned Premium Reserves	Direct Losses Paid (deducting salvage)	Direct Losses Incurred	Direct Losses Unpaid	Direct Defense and Cost Containment Expense Paid	Direct Defense and Cost Containment Expense Incurred	Direct Defense and Cost Containment Expense Unpaid	Commissions and Brokerage Expenses	Taxes, Licenses and Fees
1.	Fire	133,055	99,077	0	82,873	0	15,440	23,105	0	3,815	5,719	23,508	16
2.1	Allied Lines	21,660	16,129	0	13,491	0	2,514	3,761	0	621	931	3,833	3
2.2	Multiple Peril Crop	0	0	0	0	0	0	0	0	0	0	0	0
2.3	Federal Flood	0	0	0	0	0	0	0	0	0	0	0	0
2.4	Private Crop	0	0	0	0	0	0	0	0	0	0	0	0
2.5	Private Flood	0	0	0	0	0	0	0	0	0	0	0	0
3.	Farmowners Multiple Peril	0	0	0	0	0	0	0	0	0	0	0	0
4.	Homeowners Multiple Peril	0	0	0	0	0	0	0	0	0	0	0	0
5.1	Commercial Multiple Peril (Non-Liability Portion)	5,215,968	5,903,749	0	2,175,707	1,224,597	2,192,364	1,979,369	200,024	369,384	417,781	928,979	1,149
5.2	Commercial Multiple Peril (Liability Portion)	0	0	0	0	0	0	0	0	0	0	0	0
6.	Mortgage Guaranty	0	0	0	0	0	0	0	0	0	0	0	0
8.	Ocean Marine	0	0	0	0	0	0	0	0	0	0	0	0
9.1	Inland Marine	0	0	0	0	0	0	0	0	0	0	0	0
9.2	Pet Insurance Plans	0	0	0	0	0	0	0	0	0	0	0	0
10.	Financial Guaranty	0	0	0	0	0	0	0	0	0	0	0	0
11.1	Medical Professional Liability - Occurrence	0	0	0	0	0	0	0	0	0	0	0	0
11.2	Medical Professional Liability - Claims-Made	0	0	0	0	0	0	0	0	0	0	0	0
12.	Earthquake	0	0	0	0	0	0	0	0	0	0	0	0
13.1	Comprehensive (hospital and medical) ind (b)	0	0	0	0	0	0	0	0	0	0	0	0
13.2	Comprehensive (hospital and medical) group (b)	0	0	0	0	0	0	0	0	0	0	0	0
14.	Credit A&H (Group and Individual)	0	0	0	0	0	0	0	0	0	0	0	0
15.1	Vision Only (b).....	0	0	0	0	0	0	0	0	0	0	0	0
15.2	Dental Only (b)	0	0	0	0	0	0	0	0	0	0	0	0
15.3	Disability Income (b)	0	0	0	0	0	0	0	0	0	0	0	0
15.4	Medicare Supplement (b)	0	0	0	0	0	0	0	0	0	0	0	0
15.5	Medicaid Title XIX (b)	0	0	0	0	0	0	0	0	0	0	0	0
15.6	Medicare Title XVIII (b).....	0	0	0	0	0	0	0	0	0	0	0	0
15.7	Long-Term Care (b)	0	0	0	0	0	0	0	0	0	0	0	0
15.8	Federal Employees Health Benefits Plan (b)	0	0	0	0	0	0	0	0	0	0	0	0
15.9	Other Health (b)	0	0	0	0	0	0	0	0	0	0	0	0
16.	Workers' Compensation	0	0	0	0	0	0	0	0	0	0	0	0
17.1	Other Liability - Occurrence	2,809,504	1,946,196	0	1,341,698	87,250	177,213	3,210,014	164,727	(104,970)	759,344	497,851	294
17.2	Other Liability - Claims-Made	93,113	90,002	0	28,737	60,000	(143,402)	62,781	12,166	(6,712)	19,093	7,880	23
17.3	Excess Workers' Compensation	0	0	0	0	0	0	0	0	0	0	0	0
18.1	Products Liability - Occurrence	1,045,710	695,997	0	417,015	215,125	397,474	0	134,676	211,476	183,821	0	53
18.2	Products Liability - Claims-Made	34,146	42,260	0	17,334	0	8,573	15,943	0	5,349	9,038	5,106	9
19.1	Private Passenger Auto No-Fault (Personal Injury Protection)	0	0	0	0	0	0	0	0	0	0	0	0
19.2	Other Private Passenger Auto Liability	0	0	0	0	0	0	0	0	0	0	0	0
19.3	Commercial Auto No-Fault (Personal Injury Protection)	0	0	0	0	0	0	0	0	0	0	0	0
19.4	Other Commercial Auto Liability	0	0	0	0	0	0	0	0	0	0	0	0
21.1	Private Passenger Auto Physical Damage	0	0	0	0	0	0	0	0	0	0	0	0
21.2	Commercial Auto Physical Damage	0	0	0	0	0	0	0	0	0	0	0	0
22.	Aircraft (all perils)	0	0	0	0	0	0	0	0	0	0	0	0
23.	Fidelity	0	0	0	0	0	0	0	0	0	0	0	0
24.	Surety	0	0	0	0	0	0	0	0	0	0	0	0
26.	Burglary and Theft	0	0	0	0	0	0	0	0	0	0	0	0
27.	Boiler and Machinery	57,681	71,366	0	24,239	1,242	(18,759)	0	4,437	(177)	0	10,257	15
28.	Credit	0	0	0	0	0	0	0	0	0	0	0	0
29.	International	0	0	0	0	0	0	0	0	0	0	0	0
30.	Warranty	0	0	0	0	0	0	0	0	0	0	0	0
31.	Reins nonproportional assumed property	XXX	XXX	XXX	XXX	XXX	XXX	XXX	XXX	XXX	XXX	XXX	XXX
32.	Reins nonproportional assumed liability	XXX	XXX	XXX	XXX	XXX	XXX	XXX	XXX	XXX	XXX	XXX	XXX
33.	Reins nonproportional assumed financial lines	XXX	XXX	XXX	XXX	XXX	XXX	XXX	XXX	XXX	XXX	XXX	XXX
34.	Aggregate Write-Ins for Other Lines of Business	0	0	0	0	0	0	0	0	0	0	0	0
35.	Total (a)	9,410,837	8,864,776	0	4,101,095	1,373,089	2,449,069	5,692,448	381,354	401,986	1,423,383	1,661,235	1,561
DETAILS OF WRITE-INS													
3401.	Collateral Protection	0	0	0	0	0	0	0	0	0	0	0	0
3402.	Involuntary Unemployment	0	0	0	0	0	0	0	0	0	0	0	0
3403.	Patent Risk	0	0	0	0	0	0	0	0	0	0	0	0
3498.	Summary of remaining write-ins for Line 34 from overflow page	0	0	0	0	0	0	0	0	0	0	0	0
3499.	Totals (Lines 3401 through 3403 plus 3498)(Line 34 above)	0	0	0	0	0	0	0	0	0	0	0	0

(a) Finance and service charges not included in Lines 1 to 35 \$ 0
(b) For health business on indicated lines report: Number of persons insured under PPO managed care products 0 and number of persons insured under indemnity only products 0



ANNUAL STATEMENT FOR THE YEAR 2024 OF THE GREAT AMERICAN RISK SOLUTIONS SURPLUS LINES INSURANCE COMPANY

EXHIBIT OF PREMIUMS AND LOSSES (Statutory Page 14)

NAIC Group Code 0084

BUSINESS IN THE STATE OF Maine

DURING THE YEAR 2024

NAIC Company Code 35351

Line of Business		Gross Premiums, Including Policy and Membership Fees, Less Return Premiums and Premiums on Policies not Taken		3	4	5	6	7	8	9	10	11	12
		1	2										
		Direct Premiums Written	Direct Premiums Earned	Dividends Paid or Credited to Policyholders on Direct Business	Direct Unearned Premium Reserves	Direct Losses Paid (deducting salvage)	Direct Losses Incurred	Direct Losses Unpaid	Direct Defense and Cost Containment Expense Paid	Direct Defense and Cost Containment Expense Incurred	Direct Defense and Cost Containment Expense Unpaid	Commissions and Brokerage Expenses	Taxes, Licenses and Fees
1.	Fire	0	0	0	0	0	(11)	0	0	0	0	0	0
2.1	Allied Lines	0	0	0	0	0	(2)	0	0	0	0	0	0
2.2	Multiple Peril Crop	0	0	0	0	0	0	0	0	0	0	0	0
2.3	Federal Flood	0	0	0	0	0	0	0	0	0	0	0	0
2.4	Private Crop	0	0	0	0	0	0	0	0	0	0	0	0
2.5	Private Flood	0	0	0	0	0	0	0	0	0	0	0	0
3.	Farmowners Multiple Peril	0	0	0	0	0	0	0	0	0	0	0	0
4.	Homeowners Multiple Peril	0	0	0	0	0	0	0	0	0	0	0	0
5.1	Commercial Multiple Peril (Non-Liability Portion)	95,879	95,200	0	9,297	0	(1,212)	29,593	0	1,107	6,922	16,983	5
5.2	Commercial Multiple Peril (Liability Portion)	0	0	0	0	0	0	0	0	0	0	0	0
6.	Mortgage Guaranty	0	0	0	0	0	0	0	0	0	0	0	0
8.	Ocean Marine	0	0	0	0	0	0	0	0	0	0	0	0
9.1	Inland Marine	0	0	0	0	0	0	0	0	0	0	0	0
9.2	Pet Insurance Plans	0	0	0	0	0	0	0	0	0	0	0	0
10.	Financial Guaranty	0	0	0	0	0	0	0	0	0	0	0	0
11.1	Medical Professional Liability - Occurrence	0	0	0	0	0	0	0	0	0	0	0	0
11.2	Medical Professional Liability - Claims-Made	0	0	0	0	0	0	0	0	0	0	0	0
12.	Earthquake	0	0	0	0	0	0	0	0	0	0	0	0
13.1	Comprehensive (hospital and medical) ind (b)	0	0	0	0	0	0	0	0	0	0	0	0
13.2	Comprehensive (hospital and medical) group (b)	0	0	0	0	0	0	0	0	0	0	0	0
14.	Credit A&H (Group and Individual)	0	0	0	0	0	0	0	0	0	0	0	0
15.1	Vision Only (b).....	0	0	0	0	0	0	0	0	0	0	0	0
15.2	Dental Only (b)	0	0	0	0	0	0	0	0	0	0	0	0
15.3	Disability Income (b)	0	0	0	0	0	0	0	0	0	0	0	0
15.4	Medicare Supplement (b)	0	0	0	0	0	0	0	0	0	0	0	0
15.5	Medicaid Title XIX (b)	0	0	0	0	0	0	0	0	0	0	0	0
15.6	Medicare Title XVIII (b).....	0	0	0	0	0	0	0	0	0	0	0	0
15.7	Long-Term Care (b)	0	0	0	0	0	0	0	0	0	0	0	0
15.8	Federal Employees Health Benefits Plan (b)	0	0	0	0	0	0	0	0	0	0	0	0
15.9	Other Health (b)	0	0	0	0	0	0	0	0	0	0	0	0
16.	Workers' Compensation	0	0	0	0	0	0	0	0	0	0	0	0
17.1	Other Liability - Occurrence	464,599	259,448	0	275,876	0	81,888	164,087	0	8,142	34,552	82,631	15
17.2	Other Liability - Claims-Made	0	0	0	0	0	375	460	0	133	157	0	0
17.3	Excess Workers' Compensation	0	0	0	0	0	0	0	0	0	0	0	0
18.1	Products Liability - Occurrence	333,946	136,946	0	224,513	0	41,768	47,131	0	27,617	30,788	58,649	4
18.2	Products Liability - Claims-Made	0	0	0	0	0	0	0	0	0	0	0	0
19.1	Private Passenger Auto No-Fault (Personal Injury Protection)	0	0	0	0	0	0	0	0	0	0	0	0
19.2	Other Private Passenger Auto Liability	0	0	0	0	0	0	0	0	0	0	0	0
19.3	Commercial Auto No-Fault (Personal Injury Protection)	0	0	0	0	0	0	0	0	0	0	0	0
19.4	Other Commercial Auto Liability	0	0	0	0	0	0	0	0	0	0	0	0
21.1	Private Passenger Auto Physical Damage	0	0	0	0	0	0	0	0	0	0	0	0
21.2	Commercial Auto Physical Damage	0	0	0	0	0	0	0	0	0	0	0	0
22.	Aircraft (all perils)	0	0	0	0	0	0	0	0	0	0	0	0
23.	Fidelity	0	0	0	0	0	0	0	0	0	0	0	0
24.	Surety	0	0	0	0	0	0	0	0	0	0	0	0
26.	Burglary and Theft	0	0	0	0	0	0	0	0	0	0	0	0
27.	Boiler and Machinery	1,172	1,176	0	20	0	0	0	0	0	0	208	0
28.	Credit	0	0	0	0	0	0	0	0	0	0	0	0
29.	International	0	0	0	0	0	0	0	0	0	0	0	0
30.	Warranty	0	0	0	0	0	0	0	0	0	0	0	0
31.	Reins nonproportional assumed property	XXX	XXX	XXX	XXX	XXX	XXX	XXX	XXX	XXX	XXX	XXX	XXX
32.	Reins nonproportional assumed liability	XXX	XXX	XXX	XXX	XXX	XXX	XXX	XXX	XXX	XXX	XXX	XXX
33.	Reins nonproportional assumed financial lines	XXX	XXX	XXX	XXX	XXX	XXX	XXX	XXX	XXX	XXX	XXX	XXX
34.	Aggregate Write-Ins for Other Lines of Business	0	0	0	0	0	0	0	0	0	0	0	0
35.	Total (a)	895,496	492,770	0	509,706	0	122,806	241,270	0	36,999	72,419	158,470	24
DETAILS OF WRITE-INS													
3401.	Collateral Protection	0	0	0	0	0	0	0	0	0	0	0	0
3402.	Involuntary Unemployment	0	0	0	0	0	0	0	0	0	0	0	0
3403.	Patent Risk	0	0	0	0	0	0	0	0	0	0	0	0
3498.	Summary of remaining write-ins for Line 34 from overflow page	0	0	0	0	0	0	0	0	0	0	0	0
3499.	Totals (Lines 3401 through 3403 plus 3498)(Line 34 above)	0	0	0	0	0	0	0	0	0	0	0	0

(a) Finance and service charges not included in Lines 1 to 35 \$0
(b) For health business on indicated lines report: Number of persons insured under PPO managed care products0 and number of persons insured under indemnity only products0 .



ANNUAL STATEMENT FOR THE YEAR 2024 OF THE GREAT AMERICAN RISK SOLUTIONS SURPLUS LINES INSURANCE COMPANY

EXHIBIT OF PREMIUMS AND LOSSES (Statutory Page 14)

NAIC Group Code 0084 BUSINESS IN THE STATE OF Maryland DURING THE YEAR 2024 NAIC Company Code 35351

Line of Business		Gross Premiums, Including Policy and Membership Fees, Less Return Premiums and Premiums on Policies not Taken		3	4	5	6	7	8	9	10	11	12
		1	2										
		Direct Premiums Written	Direct Premiums Earned	Dividends Paid or Credited to Policyholders on Direct Business	Direct Unearned Premium Reserves	Direct Losses Paid (deducting salvage)	Direct Losses Incurred	Direct Losses Unpaid	Direct Defense and Cost Containment Expense Paid	Direct Defense and Cost Containment Expense Incurred	Direct Defense and Cost Containment Expense Unpaid	Commissions and Brokerage Expenses	Taxes, Licenses and Fees
1.	Fire	95,202	95,475	0	10,462	0	14,605	22,258	0	3,740	5,606	16,843	39
2.1	Allied Lines	15,498	15,543	0	1,703	0	2,379	3,624	0	609	913	2,742	6
2.2	Multiple Peril Crop	0	0	0	0	0	0	0	0	0	0	0	0
2.3	Federal Flood	0	0	0	0	0	0	0	0	0	0	0	0
2.4	Private Crop	0	0	0	0	0	0	0	0	0	0	0	0
2.5	Private Flood	0	0	0	0	0	0	0	0	0	0	0	0
3.	Farmowners Multiple Peril	0	0	0	0	0	0	0	0	0	0	0	0
4.	Homeowners Multiple Peril	0	0	0	0	0	0	0	0	0	0	0	0
5.1	Commercial Multiple Peril (Non-Liability Portion)	324,141	450,551	0	169,518	231,126	322,632	163,880	14,687	34,550	33,701	57,882	274
5.2	Commercial Multiple Peril (Liability Portion)	0	0	0	0	0	0	0	0	0	0	0	0
6.	Mortgage Guaranty	0	0	0	0	0	0	0	0	0	0	0	0
8.	Ocean Marine	0	0	0	0	0	0	0	0	0	0	0	0
9.1	Inland Marine	0	0	0	0	0	0	0	0	0	0	0	0
9.2	Pet Insurance Plans	0	0	0	0	0	0	0	0	0	0	0	0
10.	Financial Guaranty	0	0	0	0	0	0	0	0	0	0	0	0
11.1	Medical Professional Liability - Occurrence	0	0	0	0	0	0	0	0	0	0	0	0
11.2	Medical Professional Liability - Claims-Made	0	0	0	0	0	0	0	0	0	0	0	0
12.	Earthquake	0	0	0	0	0	0	0	0	0	0	0	0
13.1	Comprehensive (hospital and medical) ind (b)	0	0	0	0	0	0	0	0	0	0	0	0
13.2	Comprehensive (hospital and medical) group (b)	0	0	0	0	0	0	0	0	0	0	0	0
14.	Credit A&H (Group and Individual)	0	0	0	0	0	0	0	0	0	0	0	0
15.1	Vision Only (b).....	0	0	0	0	0	0	0	0	0	0	0	0
15.2	Dental Only (b)	0	0	0	0	0	0	0	0	0	0	0	0
15.3	Disability Income (b)	0	0	0	0	0	0	0	0	0	0	0	0
15.4	Medicare Supplement (b)	0	0	0	0	0	0	0	0	0	0	0	0
15.5	Medicaid Title XIX (b)	0	0	0	0	0	0	0	0	0	0	0	0
15.6	Medicare Title XVIII (b).....	0	0	0	0	0	0	0	0	0	0	0	0
15.7	Long-Term Care (b)	0	0	0	0	0	0	0	0	0	0	0	0
15.8	Federal Employees Health Benefits Plan (b)	0	0	0	0	0	0	0	0	0	0	0	0
15.9	Other Health (b)	0	0	0	0	0	0	0	0	0	0	0	0
16.	Workers' Compensation	0	0	0	0	0	0	0	0	0	0	0	0
17.1	Other Liability - Occurrence	1,111,931	799,972	0	637,368	(375)	444,266	599,959	2,667	80,603	128,937	199,156	391
17.2	Other Liability - Claims-Made	101,871	76,348	0	25,523	0	(22,062)	64,726	0	(9,789)	17,304	18,388	40
17.3	Excess Workers' Compensation	0	0	0	0	0	0	0	0	0	0	0	0
18.1	Products Liability - Occurrence	697,457	588,920	0	249,863	0	206,911	220,397	3,604	139,028	144,154	123,684	354
18.2	Products Liability - Claims-Made	302	158	0	144	0	(254)	260	0	(109)	49	53	0
19.1	Private Passenger Auto No-Fault (Personal Injury Protection)	0	0	0	0	0	0	0	0	0	0	0	0
19.2	Other Private Passenger Auto Liability	0	0	0	0	0	0	0	0	0	0	0	0
19.3	Commercial Auto No-Fault (Personal Injury Protection)	0	0	0	0	0	0	0	0	0	0	0	0
19.4	Other Commercial Auto Liability	0	0	0	0	0	0	0	0	0	0	0	0
21.1	Private Passenger Auto Physical Damage	0	0	0	0	0	0	0	0	0	0	0	0
21.2	Commercial Auto Physical Damage	0	0	0	0	0	0	0	0	0	0	0	0
22.	Aircraft (all perils)	0	0	0	0	0	0	0	0	0	0	0	0
23.	Fidelity	0	0	0	0	0	0	0	0	0	0	0	0
24.	Surety	0	0	0	0	0	0	0	0	0	0	0	0
26.	Burglary and Theft	0	0	0	0	0	0	0	0	0	0	0	0
27.	Boiler and Machinery	4,294	5,729	0	1,857	0	0	0	0	0	0	762	3
28.	Credit	0	0	0	0	0	0	0	0	0	0	0	0
29.	International	0	0	0	0	0	0	0	0	0	0	0	0
30.	Warranty	0	0	0	0	0	0	0	0	0	0	0	0
31.	Reins nonproportional assumed property	XXX	XXX	XXX	XXX	XXX	XXX	XXX	XXX	XXX	XXX	XXX	XXX
32.	Reins nonproportional assumed liability	XXX	XXX	XXX	XXX	XXX	XXX	XXX	XXX	XXX	XXX	XXX	XXX
33.	Reins nonproportional assumed financial lines	XXX	XXX	XXX	XXX	XXX	XXX	XXX	XXX	XXX	XXX	XXX	XXX
34.	Aggregate Write-Ins for Other Lines of Business	0	0	0	0	0	0	0	0	0	0	0	0
35.	Total (a)	2,350,696	2,032,696	0	1,096,438	230,751	968,476	1,075,105	20,958	248,632	330,665	419,510	1,107
DETAILS OF WRITE-INS													
3401.	Collateral Protection	0	0	0	0	0	0	0	0	0	0	0	0
3402.	Involuntary Unemployment	0	0	0	0	0	0	0	0	0	0	0	0
3403.	Patent Risk	0	0	0	0	0	0	0	0	0	0	0	0
3498.	Summary of remaining write-ins for Line 34 from overflow page	0	0	0	0	0	0	0	0	0	0	0	0
3499.	Totals (Lines 3401 through 3403 plus 3498)(Line 34 above)	0	0	0	0	0	0	0	0	0	0	0	0

(a) Finance and service charges not included in Lines 1 to 35 \$ 0
(b) For health business on indicated lines report: Number of persons insured under PPO managed care products 0 and number of persons insured under indemnity only products 0



ANNUAL STATEMENT FOR THE YEAR 2024 OF THE GREAT AMERICAN RISK SOLUTIONS SURPLUS LINES INSURANCE COMPANY

EXHIBIT OF PREMIUMS AND LOSSES (Statutory Page 14)

NAIC Group Code 0084 BUSINESS IN THE STATE OF Massachusetts DURING THE YEAR 2024 NAIC Company Code 35351

Line of Business		Gross Premiums, Including Policy and Membership Fees, Less Return Premiums and Premiums on Policies not Taken		3	4	5	6	7	8	9	10	11	12
		1	2										
		Direct Premiums Written	Direct Premiums Earned	Dividends Paid or Credited to Policyholders on Direct Business	Direct Unearned Premium Reserves	Direct Losses Paid (deducting salvage)	Direct Losses Incurred	Direct Losses Unpaid	Direct Defense and Cost Containment Expense Paid	Direct Defense and Cost Containment Expense Incurred	Direct Defense and Cost Containment Expense Unpaid	Commissions and Brokerage Expenses	Taxes, Licenses and Fees
1.	Fire	0	0	0	0	0	(557)	357	0	(113)	92	0	0
2.1	Allied Lines	0	0	0	0	0	(91)	58	0	(18)	15	0	0
2.2	Multiple Peril Crop	0	0	0	0	0	0	0	0	0	0	0	0
2.3	Federal Flood	0	0	0	0	0	0	0	0	0	0	0	0
2.4	Private Crop	0	0	0	0	0	0	0	0	0	0	0	0
2.5	Private Flood	0	0	0	0	0	0	0	0	0	0	0	0
3.	Farmowners Multiple Peril	0	0	0	0	0	0	0	0	0	0	0	0
4.	Homeowners Multiple Peril	0	0	0	0	0	0	0	0	0	0	0	0
5.1	Commercial Multiple Peril (Non-Liability Portion)	1,330,839	1,193,926	0	553,179	0	91,948	336,418	19,252	48,368	79,395	236,695	80
5.2	Commercial Multiple Peril (Liability Portion)	0	0	0	0	0	0	0	0	0	0	0	0
6.	Mortgage Guaranty	0	0	0	0	0	0	0	0	0	0	0	0
8.	Ocean Marine	0	0	0	0	0	0	0	0	0	0	0	0
9.1	Inland Marine	0	0	0	0	0	0	0	0	0	0	0	0
9.2	Pet Insurance Plans	0	0	0	0	0	0	0	0	0	0	0	0
10.	Financial Guaranty	0	0	0	0	0	0	0	0	0	0	0	0
11.1	Medical Professional Liability - Occurrence	0	0	0	0	0	0	0	0	0	0	0	0
11.2	Medical Professional Liability - Claims-Made	0	0	0	0	0	0	0	0	0	0	0	0
12.	Earthquake	0	0	0	0	0	0	0	0	0	0	0	0
13.1	Comprehensive (hospital and medical) ind (b)	0	0	0	0	0	0	0	0	0	0	0	0
13.2	Comprehensive (hospital and medical) group (b)	0	0	0	0	0	0	0	0	0	0	0	0
14.	Credit A&H (Group and Individual)	0	0	0	0	0	0	0	0	0	0	0	0
15.1	Vision Only (b).....	0	0	0	0	0	0	0	0	0	0	0	0
15.2	Dental Only (b)	0	0	0	0	0	0	0	0	0	0	0	0
15.3	Disability Income (b)	0	0	0	0	0	0	0	0	0	0	0	0
15.4	Medicare Supplement (b)	0	0	0	0	0	0	0	0	0	0	0	0
15.5	Medicaid Title XIX (b)	0	0	0	0	0	0	0	0	0	0	0	0
15.6	Medicare Title XVIII (b).....	0	0	0	0	0	0	0	0	0	0	0	0
15.7	Long-Term Care (b)	0	0	0	0	0	0	0	0	0	0	0	0
15.8	Federal Employees Health Benefits Plan (b)	0	0	0	0	0	0	0	0	0	0	0	0
15.9	Other Health (b)	0	0	0	0	0	0	0	0	0	0	0	0
16.	Workers' Compensation	0	0	0	0	0	0	0	0	0	0	0	0
17.1	Other Liability - Occurrence	4,961,211	4,182,923	0	2,130,572	193,155	1,628,402	3,230,100	28,591	287,003	774,586	846,693	317
17.2	Other Liability - Claims-Made	1,048,727	1,048,727	0	488,501	265,708	643,471	1,374,223	50,660	62,866	250,022	184,096	142
17.3	Excess Workers' Compensation	0	0	0	0	0	0	0	0	0	0	0	0
18.1	Products Liability - Occurrence	2,771,692	2,400,816	0	1,338,412	722,701	863,455	53	469,299	549,369	489,208	162	162
18.2	Products Liability - Claims-Made	108,400	127,658	0	55,258	0	33,900	37,669	0	22,093	24,444	19,223	8
19.1	Private Passenger Auto No-Fault (Personal Injury Protection)	0	0	0	0	0	0	0	0	0	0	0	0
19.2	Other Private Passenger Auto Liability	0	0	0	0	0	0	0	0	0	0	0	0
19.3	Commercial Auto No-Fault (Personal Injury Protection)	0	0	0	0	0	0	0	0	0	0	0	0
19.4	Other Commercial Auto Liability	0	0	0	0	0	0	0	0	0	0	0	0
21.1	Private Passenger Auto Physical Damage	0	0	0	0	0	0	0	0	0	0	0	0
21.2	Commercial Auto Physical Damage	0	0	0	0	0	0	0	0	0	0	0	0
22.	Aircraft (all perils)	0	0	0	0	0	0	0	0	0	0	0	0
23.	Fidelity	0	0	0	0	0	0	0	0	0	0	0	0
24.	Surety	0	0	0	0	0	0	0	0	0	0	0	0
26.	Burglary and Theft	0	0	0	0	0	0	0	0	0	0	0	0
27.	Boiler and Machinery	16,889	16,531	0	7,191	0	0	0	0	0	0	3,021	1
28.	Credit	0	0	0	0	0	0	0	0	0	0	0	0
29.	International	0	0	0	0	0	0	0	0	0	0	0	0
30.	Warranty	0	0	0	0	0	0	0	0	0	0	0	0
31.	Reins nonproportional assumed property	XXX	XXX	XXX	XXX	XXX	XXX	XXX	XXX	XXX	XXX	XXX	XXX
32.	Reins nonproportional assumed liability	XXX	XXX	XXX	XXX	XXX	XXX	XXX	XXX	XXX	XXX	XXX	XXX
33.	Reins nonproportional assumed financial lines	XXX	XXX	XXX	XXX	XXX	XXX	XXX	XXX	XXX	XXX	XXX	XXX
34.	Aggregate Write-Ins for Other Lines of Business	0	0	0	0	0	0	0	0	0	0	0	0
35.	Total (a)	10,237,299	9,006,581	0	4,573,113	458,863	3,119,775	5,842,279	98,556	889,496	1,677,923	1,778,936	710
DETAILS OF WRITE-INS													
3401.	Collateral Protection	0	0	0	0	0	0	0	0	0	0	0	0
3402.	Involuntary Unemployment	0	0	0	0	0	0	0	0	0	0	0	0
3403.	Patent Risk	0	0	0	0	0	0	0	0	0	0	0	0
3498.	Summary of remaining write-ins for Line 34 from overflow page	0	0	0	0	0	0	0	0	0	0	0	0
3499.	Totals (Lines 3401 through 3403 plus 3498)(Line 34 above)	0	0	0	0	0	0	0	0	0	0	0	0

(a) Finance and service charges not included in Lines 1 to 35 \$ 0
(b) For health business on indicated lines report: Number of persons insured under PPO managed care products 0 and number of persons insured under indemnity only products 0



ANNUAL STATEMENT FOR THE YEAR 2024 OF THE GREAT AMERICAN RISK SOLUTIONS SURPLUS LINES INSURANCE COMPANY

EXHIBIT OF PREMIUMS AND LOSSES (Statutory Page 14)

NAIC Group Code 0084 BUSINESS IN THE STATE OF Michigan DURING THE YEAR 2024 NAIC Company Code 35351

Line of Business		Gross Premiums, Including Policy and Membership Fees, Less Return Premiums and Premiums on Policies not Taken		3	4	5	6	7	8	9	10	11	12
		1	2										
		Direct Premiums Written	Direct Premiums Earned	Dividends Paid or Credited to Policyholders on Direct Business	Direct Unearned Premium Reserves	Direct Losses Paid (deducting salvage)	Direct Losses Incurred	Direct Losses Unpaid	Direct Defense and Cost Containment Expense Paid	Direct Defense and Cost Containment Expense Incurred	Direct Defense and Cost Containment Expense Unpaid	Commissions and Brokerage Expenses	Taxes, Licenses and Fees
1.	Fire	0	79	0	0	0	(690)	771	0	(252)	88	0	0
2.1	Allied Lines	0	13	0	0	0	(112)	125	0	(41)	14	0	0
2.2	Multiple Peril Crop	0	0	0	0	0	0	0	0	0	0	0	0
2.3	Federal Flood	0	0	0	0	0	0	0	0	0	0	0	0
2.4	Private Crop	0	0	0	0	0	0	0	0	0	0	0	0
2.5	Private Flood	0	0	0	0	0	0	0	0	0	0	0	0
3.	Farmowners Multiple Peril	0	0	0	0	0	0	0	0	0	0	0	0
4.	Homeowners Multiple Peril	0	0	0	0	0	0	0	0	0	0	0	0
5.1	Commercial Multiple Peril (Non-Liability Portion)	920,711	698,736	0	455,048	20,053	(26,742)	229,854	917	2,175	53,685	163,392	38
5.2	Commercial Multiple Peril (Liability Portion)	0	0	0	0	0	0	0	0	0	0	0	0
6.	Mortgage Guaranty	0	0	0	0	0	0	0	0	0	0	0	0
8.	Ocean Marine	0	0	0	0	0	0	0	0	0	0	0	0
9.1	Inland Marine	0	0	0	0	0	0	0	0	0	0	0	0
9.2	Pet Insurance Plans	0	0	0	0	0	0	0	0	0	0	0	0
10.	Financial Guaranty	0	0	0	0	0	0	0	0	0	0	0	0
11.1	Medical Professional Liability - Occurrence	0	0	0	0	0	0	0	0	0	0	0	0
11.2	Medical Professional Liability - Claims-Made	0	0	0	0	0	0	0	0	0	0	0	0
12.	Earthquake	0	0	0	0	0	0	0	0	0	0	0	0
13.1	Comprehensive (hospital and medical) ind (b)	0	0	0	0	0	0	0	0	0	0	0	0
13.2	Comprehensive (hospital and medical) group (b)	0	0	0	0	0	0	0	0	0	0	0	0
14.	Credit A&H (Group and Individual)	0	0	0	0	0	0	0	0	0	0	0	0
15.1	Vision Only (b).....	0	0	0	0	0	0	0	0	0	0	0	0
15.2	Dental Only (b)	0	0	0	0	0	0	0	0	0	0	0	0
15.3	Disability Income (b)	0	0	0	0	0	0	0	0	0	0	0	0
15.4	Medicare Supplement (b)	0	0	0	0	0	0	0	0	0	0	0	0
15.5	Medicaid Title XIX (b)	0	0	0	0	0	0	0	0	0	0	0	0
15.6	Medicare Title XVIII (b).....	0	0	0	0	0	0	0	0	0	0	0	0
15.7	Long-Term Care (b)	0	0	0	0	0	0	0	0	0	0	0	0
15.8	Federal Employees Health Benefits Plan (b)	0	0	0	0	0	0	0	0	0	0	0	0
15.9	Other Health (b)	0	0	0	0	0	0	0	0	0	0	0	0
16.	Workers' Compensation	0	0	0	0	0	0	0	0	0	0	0	0
17.1	Other Liability - Occurrence	6,790,888	4,656,881	0	3,984,069	78,156	2,230,359	3,239,670	28,305	419,824	614,766	1,191,494	281
17.2	Other Liability - Claims-Made	649,956	377,551	0	307,679	249,861	91,209	352,613	2,225	(36,979)	130,250	114,029	20
17.3	Excess Workers' Compensation	0	0	0	0	0	0	0	0	0	0	0	0
18.1	Products Liability - Occurrence	2,967,732	2,100,950	0	1,493,685	6,864	667,168	719,502	2,464	433,091	469,047	523,540	119
18.2	Products Liability - Claims-Made	640,111	646,071	0	434,120	0	256,094	298,608	0	87,233	98,404	55,658	34
19.1	Private Passenger Auto No-Fault (Personal Injury Protection)	0	0	0	0	0	0	0	0	0	0	0	0
19.2	Other Private Passenger Auto Liability	0	0	0	0	0	0	0	0	0	0	0	0
19.3	Commercial Auto No-Fault (Personal Injury Protection)	0	0	0	0	0	0	0	0	0	0	0	0
19.4	Other Commercial Auto Liability	0	0	0	0	0	0	0	0	0	0	0	0
21.1	Private Passenger Auto Physical Damage	0	0	0	0	0	0	0	0	0	0	0	0
21.2	Commercial Auto Physical Damage	0	0	0	0	0	0	0	0	0	0	0	0
22.	Aircraft (all perils)	0	0	0	0	0	0	0	0	0	0	0	0
23.	Fidelity	0	0	0	0	0	0	0	0	0	0	0	0
24.	Surety	0	0	0	0	0	0	0	0	0	0	0	0
26.	Burglary and Theft	0	0	0	0	0	0	0	0	0	0	0	0
27.	Boiler and Machinery	12,849	9,694	0	5,886	0	0	0	0	0	0	2,282	0
28.	Credit	0	0	0	0	0	0	0	0	0	0	0	0
29.	International	0	0	0	0	0	0	0	0	0	0	0	0
30.	Warranty	0	0	0	0	0	0	0	0	0	0	0	0
31.	Reins nonproportional assumed property	XXX	XXX	XXX	XXX	XXX	XXX	XXX	XXX	XXX	XXX	XXX	XXX
32.	Reins nonproportional assumed liability	XXX	XXX	XXX	XXX	XXX	XXX	XXX	XXX	XXX	XXX	XXX	XXX
33.	Reins nonproportional assumed financial lines	XXX	XXX	XXX	XXX	XXX	XXX	XXX	XXX	XXX	XXX	XXX	XXX
34.	Aggregate Write-Ins for Other Lines of Business	0	0	0	0	0	0	0	0	0	0	0	0
35.	Total (a)	11,982,247	8,489,974	0	6,680,487	354,934	3,217,286	4,841,142	33,911	905,051	1,366,254	2,050,394	492
DETAILS OF WRITE-INS													
3401.	Collateral Protection	0	0	0	0	0	0	0	0	0	0	0	0
3402.	Involuntary Unemployment	0	0	0	0	0	0	0	0	0	0	0	0
3403.	Patent Risk	0	0	0	0	0	0	0	0	0	0	0	0
3498.	Summary of remaining write-ins for Line 34 from overflow page	0	0	0	0	0	0	0	0	0	0	0	0
3499.	Totals (Lines 3401 through 3403 plus 3498)(Line 34 above)	0	0	0	0	0	0	0	0	0	0	0	0

(a) Finance and service charges not included in Lines 1 to 35 \$ 0
(b) For health business on indicated lines report: Number of persons insured under PPO managed care products 0 and number of persons insured under indemnity only products 0



ANNUAL STATEMENT FOR THE YEAR 2024 OF THE GREAT AMERICAN RISK SOLUTIONS SURPLUS LINES INSURANCE COMPANY

EXHIBIT OF PREMIUMS AND LOSSES (Statutory Page 14)

NAIC Group Code 0084 BUSINESS IN THE STATE OF Minnesota DURING THE YEAR 2024 NAIC Company Code 35351

Line of Business		Gross Premiums, Including Policy and Membership Fees, Less Return Premiums and Premiums on Policies not Taken		3	4	5	6	7	8	9	10	11	12
		1	2										
		Direct Premiums Written	Direct Premiums Earned	Dividends Paid or Credited to Policyholders on Direct Business	Direct Unearned Premium Reserves	Direct Losses Paid (deducting salvage)	Direct Losses Incurred	Direct Losses Unpaid	Direct Defense and Cost Containment Expense Paid	Direct Defense and Cost Containment Expense Incurred	Direct Defense and Cost Containment Expense Unpaid	Commissions and Brokerage Expenses	Taxes, Licenses and Fees
1.	Fire	0	0	0	0	0	(164)	93	0	(31)	27	0	0
2.1	Allied Lines	0	0	0	0	0	(27)	15	0	(5)	4	0	0
2.2	Multiple Peril Crop	0	0	0	0	0	0	0	0	0	0	0	0
2.3	Federal Flood	0	0	0	0	0	0	0	0	0	0	0	0
2.4	Private Crop	0	0	0	0	0	0	0	0	0	0	0	0
2.5	Private Flood	0	0	0	0	0	0	0	0	0	0	0	0
3.	Farmowners Multiple Peril	0	0	0	0	0	0	0	0	0	0	0	0
4.	Homeowners Multiple Peril	0	0	0	0	0	0	0	0	0	0	0	0
5.1	Commercial Multiple Peril (Non-Liability Portion)	1,051,134	1,020,540	0	338,937	0	59,611	290,212	30,610	71,125	63,507	186,926	195
5.2	Commercial Multiple Peril (Liability Portion)	0	0	0	0	0	0	0	0	0	0	0	0
6.	Mortgage Guaranty	0	0	0	0	0	0	0	0	0	0	0	0
8.	Ocean Marine	0	0	0	0	0	0	0	0	0	0	0	0
9.1	Inland Marine	0	0	0	0	0	0	0	0	0	0	0	0
9.2	Pet Insurance Plans	0	0	0	0	0	0	0	0	0	0	0	0
10.	Financial Guaranty	0	0	0	0	0	0	0	0	0	0	0	0
11.1	Medical Professional Liability - Occurrence	0	0	0	0	0	0	0	0	0	0	0	0
11.2	Medical Professional Liability - Claims-Made	0	0	0	0	0	0	0	0	0	0	0	0
12.	Earthquake	0	0	0	0	0	0	0	0	0	0	0	0
13.1	Comprehensive (hospital and medical) ind (b)	0	0	0	0	0	0	0	0	0	0	0	0
13.2	Comprehensive (hospital and medical) group (b)	0	0	0	0	0	0	0	0	0	0	0	0
14.	Credit A&H (Group and Individual)	0	0	0	0	0	0	0	0	0	0	0	0
15.1	Vision Only (b).....	0	0	0	0	0	0	0	0	0	0	0	0
15.2	Dental Only (b)	0	0	0	0	0	0	0	0	0	0	0	0
15.3	Disability Income (b)	0	0	0	0	0	0	0	0	0	0	0	0
15.4	Medicare Supplement (b)	0	0	0	0	0	0	0	0	0	0	0	0
15.5	Medicaid Title XIX (b)	0	0	0	0	0	0	0	0	0	0	0	0
15.6	Medicare Title XVIII (b).....	0	0	0	0	0	0	0	0	0	0	0	0
15.7	Long-Term Care (b)	0	0	0	0	0	0	0	0	0	0	0	0
15.8	Federal Employees Health Benefits Plan (b)	0	0	0	0	0	0	0	0	0	0	0	0
15.9	Other Health (b)	0	0	0	0	0	0	0	0	0	0	0	0
16.	Workers' Compensation	0	0	0	0	0	0	0	0	0	0	0	0
17.1	Other Liability - Occurrence	6,200,703	5,594,798	0	2,982,598	0	2,821,843	3,662,298	3,819	634,404	861,645	1,070,979	1,296
17.2	Other Liability - Claims-Made	676,309	897,362	0	263,044	50,000	33,083	641,996	3,928	7,134	224,113	118,439	245
17.3	Excess Workers' Compensation	0	0	0	0	0	0	0	0	0	0	0	0
18.1	Products Liability - Occurrence	1,972,669	1,607,006	0	709,974	0	501,496	542,022	0	353,108	377,952	320,735	283
18.2	Products Liability - Claims-Made	96,823	79,704	0	30,771	0	20,184	23,618	0	13,443	14,736	17,100	15
19.1	Private Passenger Auto No-Fault (Personal Injury Protection)	0	0	0	0	0	0	0	0	0	0	0	0
19.2	Other Private Passenger Auto Liability	0	0	0	0	0	0	0	0	0	0	0	0
19.3	Commercial Auto No-Fault (Personal Injury Protection)	0	0	0	0	0	0	0	0	0	0	0	0
19.4	Other Commercial Auto Liability	0	0	0	0	0	0	0	0	0	0	0	0
21.1	Private Passenger Auto Physical Damage	0	0	0	0	0	0	0	0	0	0	0	0
21.2	Commercial Auto Physical Damage	0	0	0	0	0	0	0	0	0	0	0	0
22.	Aircraft (all perils)	0	0	0	0	0	0	0	0	0	0	0	0
23.	Fidelity	0	0	0	0	0	0	0	0	0	0	0	0
24.	Surety	0	0	0	0	0	0	0	0	0	0	0	0
26.	Burglary and Theft	0	0	0	0	0	0	0	0	0	0	0	0
27.	Boiler and Machinery	5,625	5,258	0	3,180	0	0	0	0	0	0	1,002	1
28.	Credit	0	0	0	0	0	0	0	0	0	0	0	0
29.	International	0	0	0	0	0	0	0	0	0	0	0	0
30.	Warranty	0	0	0	0	0	0	0	0	0	0	0	0
31.	Reins nonproportional assumed property	XXX	XXX	XXX	XXX	XXX	XXX	XXX	XXX	XXX	XXX	XXX	XXX
32.	Reins nonproportional assumed liability	XXX	XXX	XXX	XXX	XXX	XXX	XXX	XXX	XXX	XXX	XXX	XXX
33.	Reins nonproportional assumed financial lines	XXX	XXX	XXX	XXX	XXX	XXX	XXX	XXX	XXX	XXX	XXX	XXX
34.	Aggregate Write-Ins for Other Lines of Business	0	0	0	0	0	0	0	0	0	0	0	0
35.	Total (a)	10,003,263	9,204,666	0	4,328,504	50,000	3,436,027	5,160,253	38,357	1,079,178	1,541,985	1,715,181	2,035
DETAILS OF WRITE-INS													
3401.	Collateral Protection	0	0	0	0	0	0	0	0	0	0	0	0
3402.	Involuntary Unemployment	0	0	0	0	0	0	0	0	0	0	0	0
3403.	Patent Risk	0	0	0	0	0	0	0	0	0	0	0	0
3498.	Summary of remaining write-ins for Line 34 from overflow page	0	0	0	0	0	0	0	0	0	0	0	0
3499.	Totals (Lines 3401 through 3403 plus 3498)(Line 34 above)	0	0	0	0	0	0	0	0	0	0	0	0

(a) Finance and service charges not included in Lines 1 to 35 \$ 0
(b) For health business on indicated lines report: Number of persons insured under PPO managed care products 0 and number of persons insured under indemnity only products 0



ANNUAL STATEMENT FOR THE YEAR 2024 OF THE GREAT AMERICAN RISK SOLUTIONS SURPLUS LINES INSURANCE COMPANY

EXHIBIT OF PREMIUMS AND LOSSES (Statutory Page 14)

NAIC Group Code 0084 BUSINESS IN THE STATE OF Mississippi DURING THE YEAR 2024 NAIC Company Code 35351

Line of Business		Gross Premiums, Including Policy and Membership Fees, Less Return Premiums and Premiums on Policies not Taken		3	4	5	6	7	8	9	10	11	12
		1	2										
		Direct Premiums Written	Direct Premiums Earned	Dividends Paid or Credited to Policyholders on Direct Business	Direct Unearned Premium Reserves	Direct Losses Paid (deducting salvage)	Direct Losses Incurred	Direct Losses Unpaid	Direct Defense and Cost Containment Expense Paid	Direct Defense and Cost Containment Expense Incurred	Direct Defense and Cost Containment Expense Unpaid	Commissions and Brokerage Expenses	Taxes, Licenses and Fees
1.	Fire	0	0	0	0	0	(744)	454	0	(138)	130	0	0
2.1	Allied Lines	0	0	0	0	0	(121)	74	0	(23)	21	0	0
2.2	Multiple Peril Crop	0	0	0	0	0	0	0	0	0	0	0	0
2.3	Federal Flood	0	0	0	0	0	0	0	0	0	0	0	0
2.4	Private Crop	0	0	0	0	0	0	0	0	0	0	0	0
2.5	Private Flood	0	0	0	0	0	0	0	0	0	0	0	0
3.	Farmowners Multiple Peril	0	0	0	0	0	0	0	0	0	0	0	0
4.	Homeowners Multiple Peril	0	0	0	0	0	0	0	0	0	0	0	0
5.1	Commercial Multiple Peril (Non-Liability Portion)	620,968	724,738	0	336,234	768,603	1,120,903	513,693	64,962	157,523	124,302	110,625	556
5.2	Commercial Multiple Peril (Liability Portion)	0	0	0	0	0	0	0	0	0	0	0	0
6.	Mortgage Guaranty	0	0	0	0	0	0	0	0	0	0	0	0
8.	Ocean Marine	0	0	0	0	0	0	0	0	0	0	0	0
9.1	Inland Marine	0	0	0	0	0	0	0	0	0	0	0	0
9.2	Pet Insurance Plans	0	0	0	0	0	0	0	0	0	0	0	0
10.	Financial Guaranty	0	0	0	0	0	0	0	0	0	0	0	0
11.1	Medical Professional Liability - Occurrence	0	0	0	0	0	0	0	0	0	0	0	0
11.2	Medical Professional Liability - Claims-Made	0	0	0	0	0	0	0	0	0	0	0	0
12.	Earthquake	0	0	0	0	0	0	0	0	0	0	0	0
13.1	Comprehensive (hospital and medical) ind (b)	0	0	0	0	0	0	0	0	0	0	0	0
13.2	Comprehensive (hospital and medical) group (b)	0	0	0	0	0	0	0	0	0	0	0	0
14.	Credit A&H (Group and Individual)	0	0	0	0	0	0	0	0	0	0	0	0
15.1	Vision Only (b).....	0	0	0	0	0	0	0	0	0	0	0	0
15.2	Dental Only (b)	0	0	0	0	0	0	0	0	0	0	0	0
15.3	Disability Income (b)	0	0	0	0	0	0	0	0	0	0	0	0
15.4	Medicare Supplement (b)	0	0	0	0	0	0	0	0	0	0	0	0
15.5	Medicaid Title XIX (b)	0	0	0	0	0	0	0	0	0	0	0	0
15.6	Medicare Title XVIII (b).....	0	0	0	0	0	0	0	0	0	0	0	0
15.7	Long-Term Care (b)	0	0	0	0	0	0	0	0	0	0	0	0
15.8	Federal Employees Health Benefits Plan (b)	0	0	0	0	0	0	0	0	0	0	0	0
15.9	Other Health (b)	0	0	0	0	0	0	0	0	0	0	0	0
16.	Workers' Compensation	0	0	0	0	0	0	0	0	0	0	0	0
17.1	Other Liability - Occurrence	906,448	810,782	0	229,444	0	345,209	550,592	635	68,412	137,928	162,728	250
17.2	Other Liability - Claims-Made	138,675	69,527	0	69,148	0	19,187	19,187	0	7,305	7,305	23,575	(45)
17.3	Excess Workers' Compensation	0	0	0	0	0	0	0	0	0	0	0	0
18.1	Products Liability - Occurrence	191,558	189,269	0	73,736	0	61,381	141,669	675	58,516	71,022	34,282	65
18.2	Products Liability - Claims-Made	1,361	682	0	679	0	186	186	0	71	71	231	0
19.1	Private Passenger Auto No-Fault (Personal Injury Protection)	0	0	0	0	0	0	0	0	0	0	0	0
19.2	Other Private Passenger Auto Liability	0	0	0	0	0	0	0	0	0	0	0	0
19.3	Commercial Auto No-Fault (Personal Injury Protection)	0	0	0	0	0	0	0	0	0	0	0	0
19.4	Other Commercial Auto Liability	0	0	0	0	0	0	0	0	0	0	0	0
21.1	Private Passenger Auto Physical Damage	0	0	0	0	0	0	0	0	0	0	0	0
21.2	Commercial Auto Physical Damage	0	0	0	0	0	0	0	0	0	0	0	0
22.	Aircraft (all perils)	0	0	0	0	0	0	0	0	0	0	0	0
23.	Fidelity	0	0	0	0	0	0	0	0	0	0	0	0
24.	Surety	0	0	0	0	0	0	0	0	0	0	0	0
26.	Burglary and Theft	0	0	0	0	0	0	0	0	0	0	0	0
27.	Boiler and Machinery	7,367	10,447	0	3,193	0	0	0	0	0	0	1,318	7
28.	Credit	0	0	0	0	0	0	0	0	0	0	0	0
29.	International	0	0	0	0	0	0	0	0	0	0	0	0
30.	Warranty	0	0	0	0	0	0	0	0	0	0	0	0
31.	Reins nonproportional assumed property	XXX	XXX	XXX	XXX	XXX	XXX	XXX	XXX	XXX	XXX	XXX	XXX
32.	Reins nonproportional assumed liability	XXX	XXX	XXX	XXX	XXX	XXX	XXX	XXX	XXX	XXX	XXX	XXX
33.	Reins nonproportional assumed financial lines	XXX	XXX	XXX	XXX	XXX	XXX	XXX	XXX	XXX	XXX	XXX	XXX
34.	Aggregate Write-Ins for Other Lines of Business	0	0	0	0	0	0	0	0	0	0	0	0
35.	Total (a)	1,866,377	1,805,445	0	712,432	768,603	1,546,002	1,225,854	66,273	291,665	340,779	332,759	833
DETAILS OF WRITE-INS													
3401.	Collateral Protection	0	0	0	0	0	0	0	0	0	0	0	0
3402.	Involuntary Unemployment	0	0	0	0	0	0	0	0	0	0	0	0
3403.	Patent Risk	0	0	0	0	0	0	0	0	0	0	0	0
3498.	Summary of remaining write-ins for Line 34 from overflow page	0	0	0	0	0	0	0	0	0	0	0	0
3499.	Totals (Lines 3401 through 3403 plus 3498)(Line 34 above)	0	0	0	0	0	0	0	0	0	0	0	0

(a) Finance and service charges not included in Lines 1 to 35 \$ 0
(b) For health business on indicated lines report: Number of persons insured under PPO managed care products 0 and number of persons insured under indemnity only products 0



ANNUAL STATEMENT FOR THE YEAR 2024 OF THE GREAT AMERICAN RISK SOLUTIONS SURPLUS LINES INSURANCE COMPANY

EXHIBIT OF PREMIUMS AND LOSSES (Statutory Page 14)

NAIC Group Code 0084 BUSINESS IN THE STATE OF Missouri DURING THE YEAR 2024 NAIC Company Code 35351

Line of Business		Gross Premiums, Including Policy and Membership Fees, Less Return Premiums and Premiums on Policies not Taken		3	4	5	6	7	8	9	10	11	12
		1	2										
		Direct Premiums Written	Direct Premiums Earned	Dividends Paid or Credited to Policyholders on Direct Business	Direct Unearned Premium Reserves	Direct Losses Paid (deducting salvage)	Direct Losses Incurred	Direct Losses Unpaid	Direct Defense and Cost Containment Expense Paid	Direct Defense and Cost Containment Expense Incurred	Direct Defense and Cost Containment Expense Unpaid	Commissions and Brokerage Expenses	Taxes, Licenses and Fees
1.	Fire	0	0	0	0	0	4	19	0	(2)	0	0	0
2.1	Allied Lines	0	0	0	0	0	13	15	0	0	0	0	0
2.2	Multiple Peril Crop	0	0	0	0	0	0	0	0	0	0	0	0
2.3	Federal Flood	0	0	0	0	0	0	0	0	0	0	0	0
2.4	Private Crop	0	0	0	0	0	0	0	0	0	0	0	0
2.5	Private Flood	0	0	0	0	0	0	0	0	0	0	0	0
3.	Farmowners Multiple Peril	0	0	0	0	0	0	0	0	0	0	0	0
4.	Homeowners Multiple Peril	0	0	0	0	0	0	0	0	0	0	0	0
5.1	Commercial Multiple Peril (Non-Liability Portion)	838,830	684,482	0	355,465	0	(68,851)	317,378	98,950	459,288	444,879	148,786	37
5.2	Commercial Multiple Peril (Liability Portion)	0	0	0	0	0	0	0	0	0	0	0	0
6.	Mortgage Guaranty	0	0	0	0	0	0	0	0	0	0	0	0
8.	Ocean Marine	0	0	0	0	0	0	0	0	0	0	0	0
9.1	Inland Marine	0	0	0	0	0	0	0	0	0	0	0	0
9.2	Pet Insurance Plans	0	0	0	0	0	0	0	0	0	0	0	0
10.	Financial Guaranty	0	0	0	0	0	0	0	0	0	0	0	0
11.1	Medical Professional Liability - Occurrence	0	0	0	0	0	0	0	0	0	0	0	0
11.2	Medical Professional Liability - Claims-Made	0	0	0	0	0	0	0	0	0	0	0	0
12.	Earthquake	0	0	0	0	0	0	0	0	0	0	0	0
13.1	Comprehensive (hospital and medical) ind (b)	0	0	0	0	0	0	0	0	0	0	0	0
13.2	Comprehensive (hospital and medical) group (b)	0	0	0	0	0	0	0	0	0	0	0	0
14.	Credit A&H (Group and Individual)	0	0	0	0	0	0	0	0	0	0	0	0
15.1	Vision Only (b).....	0	0	0	0	0	0	0	0	0	0	0	0
15.2	Dental Only (b)	0	0	0	0	0	0	0	0	0	0	0	0
15.3	Disability Income (b)	0	0	0	0	0	0	0	0	0	0	0	0
15.4	Medicare Supplement (b)	0	0	0	0	0	0	0	0	0	0	0	0
15.5	Medicaid Title XIX (b)	0	0	0	0	0	0	0	0	0	0	0	0
15.6	Medicare Title XVIII (b).....	0	0	0	0	0	0	0	0	0	0	0	0
15.7	Long-Term Care (b)	0	0	0	0	0	0	0	0	0	0	0	0
15.8	Federal Employees Health Benefits Plan (b)	0	0	0	0	0	0	0	0	0	0	0	0
15.9	Other Health (b)	0	0	0	0	0	0	0	0	0	0	0	0
16.	Workers' Compensation	0	0	0	0	0	0	0	0	0	0	0	0
17.1	Other Liability - Occurrence	2,405,758	2,699,236	0	660,251	0	1,489,193	1,976,676	17,245	252,657	352,996	335,387	148
17.2	Other Liability - Claims-Made	9,844	17,748	0	3,805	0	165,686	663,339	12,706	76,829	1,723	1	1
17.3	Excess Workers' Compensation	0	0	0	0	0	0	0	0	0	0	0	0
18.1	Products Liability - Occurrence	558,056	705,545	0	118,019	2,687	221,451	243,537	0	140,740	156,102	99,241	41
18.2	Products Liability - Claims-Made	0	4,877	0	0	0	(233)	2,726	0	300	1,573	8	0
19.1	Private Passenger Auto No-Fault (Personal Injury Protection)	0	0	0	0	0	0	0	0	0	0	0	0
19.2	Other Private Passenger Auto Liability	0	0	0	0	0	0	0	0	0	0	0	0
19.3	Commercial Auto No-Fault (Personal Injury Protection)	0	0	0	0	0	0	0	0	0	0	0	0
19.4	Other Commercial Auto Liability	0	0	0	0	0	0	0	0	0	0	0	0
21.1	Private Passenger Auto Physical Damage	0	0	0	0	0	0	0	0	0	0	0	0
21.2	Commercial Auto Physical Damage	0	0	0	0	0	0	0	0	0	0	0	0
22.	Aircraft (all perils)	0	0	0	0	0	0	0	0	0	0	0	0
23.	Fidelity	0	0	0	0	0	0	0	0	0	0	0	0
24.	Surety	0	0	0	0	0	0	0	0	0	0	0	0
26.	Burglary and Theft	0	0	0	0	0	0	0	0	0	0	0	0
27.	Boiler and Machinery	4,621	4,226	0	1,128	0	0	0	0	0	0	823	0
28.	Credit	0	0	0	0	0	0	0	0	0	0	0	0
29.	International	0	0	0	0	0	0	0	0	0	0	0	0
30.	Warranty	0	0	0	0	0	0	0	0	0	0	0	0
31.	Reins nonproportional assumed property	XXX	XXX	XXX	XXX	XXX	XXX	XXX	XXX	XXX	XXX	XXX	XXX
32.	Reins nonproportional assumed liability	XXX	XXX	XXX	XXX	XXX	XXX	XXX	XXX	XXX	XXX	XXX	XXX
33.	Reins nonproportional assumed financial lines	XXX	XXX	XXX	XXX	XXX	XXX	XXX	XXX	XXX	XXX	XXX	XXX
34.	Aggregate Write-Ins for Other Lines of Business	0	0	0	0	0	0	0	0	0	0	0	0
35.	Total (a)	3,817,109	4,116,114	0	1,138,668	2,687	1,807,263	3,203,690	207,654	865,688	1,032,379	585,969	228
DETAILS OF WRITE-INS													
3401.	Collateral Protection	0	0	0	0	0	0	0	0	0	0	0	0
3402.	Involuntary Unemployment	0	0	0	0	0	0	0	0	0	0	0	0
3403.	Patent Risk	0	0	0	0	0	0	0	0	0	0	0	0
3498.	Summary of remaining write-ins for Line 34 from overflow page	0	0	0	0	0	0	0	0	0	0	0	0
3499.	Totals (Lines 3401 through 3403 plus 3498)(Line 34 above)	0	0	0	0	0	0	0	0	0	0	0	0

(a) Finance and service charges not included in Lines 1 to 35 \$ 0
(b) For health business on indicated lines report: Number of persons insured under PPO managed care products 0 and number of persons insured under indemnity only products 0



ANNUAL STATEMENT FOR THE YEAR 2024 OF THE GREAT AMERICAN RISK SOLUTIONS SURPLUS LINES INSURANCE COMPANY

EXHIBIT OF PREMIUMS AND LOSSES (Statutory Page 14)

NAIC Group Code 0084

BUSINESS IN THE STATE OF Montana

DURING THE YEAR 2024

NAIC Company Code 35351

Line of Business	Gross Premiums, Including Policy and Membership Fees, Less Return Premiums and Premiums on Policies not Taken		3	4	5	6	7	8	9	10	11	12
	1	2										
	Direct Premiums Written	Direct Premiums Earned	Dividends Paid or Credited to Policyholders on Direct Business	Direct Unearned Premium Reserves	Direct Losses Paid (deducting salvage)	Direct Losses Incurred	Direct Losses Unpaid	Direct Defense and Cost Containment Expense Paid	Direct Defense and Cost Containment Expense Incurred	Direct Defense and Cost Containment Expense Unpaid	Commissions and Brokerage Expenses	Taxes, Licenses and Fees
1. Fire	0	0	0	0	0	0	0	0	0	0	0	0
2.1 Allied Lines	0	0	0	0	0	0	0	0	0	0	0	0
2.2 Multiple Peril Crop	0	0	0	0	0	0	0	0	0	0	0	0
2.3 Federal Flood	0	0	0	0	0	0	0	0	0	0	0	0
2.4. Private Crop	0	0	0	0	0	0	0	0	0	0	0	0
2.5 Private Flood	0	0	0	0	0	0	0	0	0	0	0	0
3. Farmowners Multiple Peril	0	0	0	0	0	0	0	0	0	0	0	0
4. Homeowners Multiple Peril	0	0	0	0	0	0	0	0	0	0	0	0
5.1 Commercial Multiple Peril (Non-Liability Portion)	898,611	820,097	0	238,580	1,390,621	1,493,865	216,684	26,395	56,440	52,154	159,359	45
5.2 Commercial Multiple Peril (Liability Portion)	0	0	0	0	0	0	0	0	0	0	0	0
6. Mortgage Guaranty	0	0	0	0	0	0	0	0	0	0	0	0
8. Ocean Marine	0	0	0	0	0	0	0	0	0	0	0	0
9.1 Inland Marine	0	0	0	0	0	0	0	0	0	0	0	0
9.2 Pet Insurance Plans	0	0	0	0	0	0	0	0	0	0	0	0
10. Financial Guaranty	0	0	0	0	0	0	0	0	0	0	0	0
11.1 Medical Professional Liability - Occurrence	0	0	0	0	0	0	0	0	0	0	0	0
11.2 Medical Professional Liability - Claims-Made	0	0	0	0	0	0	0	0	0	0	0	0
12. Earthquake	0	0	0	0	0	0	0	0	0	0	0	0
13.1 Comprehensive (hospital and medical) ind (b)	0	0	0	0	0	0	0	0	0	0	0	0
13.2 Comprehensive (hospital and medical) group (b)	0	0	0	0	0	0	0	0	0	0	0	0
14. Credit A&H (Group and Individual)	0	0	0	0	0	0	0	0	0	0	0	0
15.1 Vision Only (b).....	0	0	0	0	0	0	0	0	0	0	0	0
15.2 Dental Only (b)	0	0	0	0	0	0	0	0	0	0	0	0
15.3 Disability Income (b)	0	0	0	0	0	0	0	0	0	0	0	0
15.4 Medicare Supplement (b)	0	0	0	0	0	0	0	0	0	0	0	0
15.5 Medicaid Title XIX (b)	0	0	0	0	0	0	0	0	0	0	0	0
15.6 Medicare Title XVIII (b).....	0	0	0	0	0	0	0	0	0	0	0	0
15.7 Long-Term Care (b)	0	0	0	0	0	0	0	0	0	0	0	0
15.8 Federal Employees Health Benefits Plan (b)	0	0	0	0	0	0	0	0	0	0	0	0
15.9 Other Health (b)	0	0	0	0	0	0	0	0	0	0	0	0
16. Workers' Compensation	0	0	0	0	0	0	0	0	0	0	0	0
17.1 Other Liability - Occurrence	156,913	142,393	0	90,721	0	62,259	86,830	23	14,776	22,018	27,975	8
17.2 Other Liability - Claims-Made	2,622	16,519	0	478	0	7,898	9,173	0	1,404	1,492	487	1
17.3 Excess Workers' Compensation	0	0	0	0	0	0	0	0	0	0	0	0
18.1 Products Liability - Occurrence	127,564	134,108	0	20,189	0	41,401	46,219	0	26,848	29,195	22,610	8
18.2 Products Liability - Claims-Made	26,845	15,441	0	23,904	0	4,191	4,667	0	2,656	3,072	4,722	1
19.1 Private Passenger Auto No-Fault (Personal Injury Protection)	0	0	0	0	0	0	0	0	0	0	0	0
19.2 Other Private Passenger Auto Liability	0	0	0	0	0	0	0	0	0	0	0	0
19.3 Commercial Auto No-Fault (Personal Injury Protection)	0	0	0	0	0	0	0	0	0	0	0	0
19.4 Other Commercial Auto Liability	0	0	0	0	0	0	0	0	0	0	0	0
21.1 Private Passenger Auto Physical Damage	0	0	0	0	0	0	0	0	0	0	0	0
21.2 Commercial Auto Physical Damage	0	0	0	0	0	0	0	0	0	0	0	0
22. Aircraft (all perils)	0	0	0	0	0	0	0	0	0	0	0	0
23. Fidelity	0	0	0	0	0	0	0	0	0	0	0	0
24. Surety	0	0	0	0	0	0	0	0	0	0	0	0
26. Burglary and Theft	0	0	0	0	0	0	0	0	0	0	0	0
27. Boiler and Machinery	19,193	17,594	0	4,978	0	0	0	0	0	0	3,402	1
28. Credit	0	0	0	0	0	0	0	0	0	0	0	0
29. International	0	0	0	0	0	0	0	0	0	0	0	0
30. Warranty	0	0	0	0	0	0	0	0	0	0	0	0
31. Reins nonproportional assumed property	XXX	XXX	XXX	XXX	XXX	XXX	XXX	XXX	XXX	XXX	XXX	XXX
32. Reins nonproportional assumed liability	XXX	XXX	XXX	XXX	XXX	XXX	XXX	XXX	XXX	XXX	XXX	XXX
33. Reins nonproportional assumed financial lines	XXX	XXX	XXX	XXX	XXX	XXX	XXX	XXX	XXX	XXX	XXX	XXX
34. Aggregate Write-Ins for Other Lines of Business	0	0	0	0	0	0	0	0	0	0	0	0
35. Total (a)	1,231,748	1,146,152	0	378,850	1,390,621	1,609,615	363,573	26,418	102,124	107,931	218,555	63
DETAILS OF WRITE-INS												
3401. Collateral Protection	0	0	0	0	0	0	0	0	0	0	0	0
3402. Involuntary Unemployment	0	0	0	0	0	0	0	0	0	0	0	0
3403. Patent Risk	0	0	0	0	0	0	0	0	0	0	0	0
3498. Summary of remaining write-ins for Line 34 from overflow page	0	0	0	0	0	0	0	0	0	0	0	0
3499. Totals (Lines 3401 through 3403 plus 3498)(Line 34 above)	0	0	0	0	0	0	0	0	0	0	0	0

(a) Finance and service charges not included in Lines 1 to 35 \$0
(b) For health business on indicated lines report: Number of persons insured under PPO managed care products0 and number of persons insured under indemnity only products0 .



ANNUAL STATEMENT FOR THE YEAR 2024 OF THE GREAT AMERICAN RISK SOLUTIONS SURPLUS LINES INSURANCE COMPANY

EXHIBIT OF PREMIUMS AND LOSSES (Statutory Page 14)

NAIC Group Code 0084 BUSINESS IN THE STATE OF Nebraska DURING THE YEAR 2024 NAIC Company Code 35351

Line of Business		Gross Premiums, Including Policy and Membership Fees, Less Return Premiums and Premiums on Policies not Taken		3 Dividends Paid or Credited to Policyholders on Direct Business	4 Direct Unearned Premium Reserves	5 Direct Losses Paid (deducting salvage)	6 Direct Losses Incurred	7 Direct Losses Unpaid	8 Direct Defense and Cost Containment Expense Paid	9 Direct Defense and Cost Containment Expense Incurred	10 Direct Defense and Cost Containment Expense Unpaid	11 Commissions and Brokerage Expenses	12 Taxes, Licenses and Fees
		1 Direct Premiums Written	2 Direct Premiums Earned										
1.	Fire	0	0	0	0	0	51	51	0	0	0	0	0
2.1	Allied Lines	0	0	0	0	0	8	8	0	0	0	0	0
2.2	Multiple Peril Crop	0	0	0	0	0	0	0	0	0	0	0	0
2.3	Federal Flood	0	0	0	0	0	0	0	0	0	0	0	0
2.4	Private Crop	0	0	0	0	0	0	0	0	0	0	0	0
2.5	Private Flood	0	0	0	0	0	0	0	0	0	0	0	0
3.	Farmowners Multiple Peril	0	0	0	0	0	0	0	0	0	0	0	0
4.	Homeowners Multiple Peril	0	0	0	0	0	0	0	0	0	0	0	0
5.1	Commercial Multiple Peril (Non-Liability Portion)	84,467	101,901	0	63,363	0	13,336	26,557	0	3,863	6,310	15,218	10
5.2	Commercial Multiple Peril (Liability Portion)	0	0	0	0	0	0	0	0	0	0	0	0
6.	Mortgage Guaranty	0	0	0	0	0	0	0	0	0	0	0	0
8.	Ocean Marine	0	0	0	0	0	0	0	0	0	0	0	0
9.1	Inland Marine	0	0	0	0	0	0	0	0	0	0	0	0
9.2	Pet Insurance Plans	0	0	0	0	0	0	0	0	0	0	0	0
10.	Financial Guaranty	0	0	0	0	0	0	0	0	0	0	0	0
11.1	Medical Professional Liability - Occurrence	0	0	0	0	0	0	0	0	0	0	0	0
11.2	Medical Professional Liability - Claims-Made	0	0	0	0	0	0	0	0	0	0	0	0
12.	Earthquake	0	0	0	0	0	0	0	0	0	0	0	0
13.1	Comprehensive (hospital and medical) ind (b)	0	0	0	0	0	0	0	0	0	0	0	0
13.2	Comprehensive (hospital and medical) group (b)	0	0	0	0	0	0	0	0	0	0	0	0
14.	Credit A&H (Group and Individual)	0	0	0	0	0	0	0	0	0	0	0	0
15.1	Vision Only (b).....	0	0	0	0	0	0	0	0	0	0	0	0
15.2	Dental Only (b)	0	0	0	0	0	0	0	0	0	0	0	0
15.3	Disability Income (b)	0	0	0	0	0	0	0	0	0	0	0	0
15.4	Medicare Supplement (b)	0	0	0	0	0	0	0	0	0	0	0	0
15.5	Medicaid Title XIX (b)	0	0	0	0	0	0	0	0	0	0	0	0
15.6	Medicare Title XVIII (b).....	0	0	0	0	0	0	0	0	0	0	0	0
15.7	Long-Term Care (b)	0	0	0	0	0	0	0	0	0	0	0	0
15.8	Federal Employees Health Benefits Plan (b)	0	0	0	0	0	0	0	0	0	0	0	0
15.9	Other Health (b)	0	0	0	0	0	0	0	0	0	0	0	0
16.	Workers' Compensation	0	0	0	0	0	0	0	0	0	0	0	0
17.1	Other Liability - Occurrence	506,588	275,586	0	244,193	27,400	160,258	137,074	375	20,919	21,937	83,961	11
17.2	Other Liability - Claims-Made	694,866	585,587	0	123,736	0	159,472	223,849	0	53,204	73,811	121,602	77
17.3	Excess Workers' Compensation	0	0	0	0	0	0	0	0	0	0	0	0
18.1	Products Liability - Occurrence	589,665	422,906	0	302,000	0	131,153	139,522	0	86,662	92,234	94,913	20
18.2	Products Liability - Claims-Made	0	0	0	0	0	(50)	39	0	(23)	5	0	0
19.1	Private Passenger Auto No-Fault (Personal Injury Protection)	0	0	0	0	0	0	0	0	0	0	0	0
19.2	Other Private Passenger Auto Liability	0	0	0	0	0	0	0	0	0	0	0	0
19.3	Commercial Auto No-Fault (Personal Injury Protection)	0	0	0	0	0	0	0	0	0	0	0	0
19.4	Other Commercial Auto Liability	0	0	0	0	0	0	0	0	0	0	0	0
21.1	Private Passenger Auto Physical Damage	0	0	0	0	0	0	0	0	0	0	0	0
21.2	Commercial Auto Physical Damage	0	0	0	0	0	0	0	0	0	0	0	0
22.	Aircraft (all perils)	0	0	0	0	0	0	0	0	0	0	0	0
23.	Fidelity	0	0	0	0	0	0	0	0	0	0	0	0
24.	Surety	0	0	0	0	0	0	0	0	0	0	0	0
26.	Burglary and Theft	0	0	0	0	0	0	0	0	0	0	0	0
27.	Boiler and Machinery	1,736	2,118	0	1,291	0	0	0	0	0	0	313	0
28.	Credit	0	0	0	0	0	0	0	0	0	0	0	0
29.	International	0	0	0	0	0	0	0	0	0	0	0	0
30.	Warranty	0	0	0	0	0	0	0	0	0	0	0	0
31.	Reins nonproportional assumed property	XXX	XXX	XXX	XXX	XXX	XXX	XXX	XXX	XXX	XXX	XXX	XXX
32.	Reins nonproportional assumed liability	XXX	XXX	XXX	XXX	XXX	XXX	XXX	XXX	XXX	XXX	XXX	XXX
33.	Reins nonproportional assumed financial lines	XXX	XXX	XXX	XXX	XXX	XXX	XXX	XXX	XXX	XXX	XXX	XXX
34.	Aggregate Write-Ins for Other Lines of Business	0	0	0	0	0	0	0	0	0	0	0	0
35.	Total (a)	1,877,322	1,388,097	0	734,582	27,400	464,229	527,099	375	164,626	194,297	316,006	118
DETAILS OF WRITE-INS													
3401.	Collateral Protection	0	0	0	0	0	0	0	0	0	0	0	0
3402.	Involuntary Unemployment	0	0	0	0	0	0	0	0	0	0	0	0
3403.	Patent Risk	0	0	0	0	0	0	0	0	0	0	0	0
3498.	Summary of remaining write-ins for Line 34 from overflow page	0	0	0	0	0	0	0	0	0	0	0	0
3499.	Totals (Lines 3401 through 3403 plus 3498)(Line 34 above)	0	0	0	0	0	0	0	0	0	0	0	0

(a) Finance and service charges not included in Lines 1 to 35 \$ 0
(b) For health business on indicated lines report: Number of persons insured under PPO managed care products 0 and number of persons insured under indemnity only products 0



ANNUAL STATEMENT FOR THE YEAR 2024 OF THE GREAT AMERICAN RISK SOLUTIONS SURPLUS LINES INSURANCE COMPANY

EXHIBIT OF PREMIUMS AND LOSSES (Statutory Page 14)

NAIC Group Code 0084 BUSINESS IN THE STATE OF Nevada DURING THE YEAR 2024 NAIC Company Code 35351

Line of Business		Gross Premiums, Including Policy and Membership Fees, Less Return Premiums and Premiums on Policies not Taken		3	4	5	6	7	8	9	10	11	12
		1	2										
		Direct Premiums Written	Direct Premiums Earned	Dividends Paid or Credited to Policyholders on Direct Business	Direct Unearned Premium Reserves	Direct Losses Paid (deducting salvage)	Direct Losses Incurred	Direct Losses Unpaid	Direct Defense and Cost Containment Expense Paid	Direct Defense and Cost Containment Expense Incurred	Direct Defense and Cost Containment Expense Unpaid	Commissions and Brokerage Expenses	Taxes, Licenses and Fees
1.	Fire	0	0	0	0	0	0	0	0	0	0	0	0
2.1	Allied Lines	0	0	0	0	0	0	0	0	0	0	0	0
2.2	Multiple Peril Crop	0	0	0	0	0	0	0	0	0	0	0	0
2.3	Federal Flood	0	0	0	0	0	0	0	0	0	0	0	0
2.4	Private Crop	0	0	0	0	0	0	0	0	0	0	0	0
2.5	Private Flood	0	0	0	0	0	0	0	0	0	0	0	0
3.	Farmowners Multiple Peril	0	0	0	0	0	0	0	0	0	0	0	0
4.	Homeowners Multiple Peril	0	0	0	0	0	0	0	0	0	0	0	0
5.1	Commercial Multiple Peril (Non-Liability Portion)	1,323,808	1,099,658	0	644,960	0	157,422	278,732	69	42,707	66,219	227,709	66
5.2	Commercial Multiple Peril (Liability Portion)	0	0	0	0	0	0	0	0	0	0	0	0
6.	Mortgage Guaranty	0	0	0	0	0	0	0	0	0	0	0	0
8.	Ocean Marine	0	0	0	0	0	0	0	0	0	0	0	0
9.1	Inland Marine	0	0	0	0	0	0	0	0	0	0	0	0
9.2	Pet Insurance Plans	0	0	0	0	0	0	0	0	0	0	0	0
10.	Financial Guaranty	0	0	0	0	0	0	0	0	0	0	0	0
11.1	Medical Professional Liability - Occurrence	0	0	0	0	0	0	0	0	0	0	0	0
11.2	Medical Professional Liability - Claims-Made	0	0	0	0	0	0	0	0	0	0	0	0
12.	Earthquake	0	0	0	0	0	0	0	0	0	0	0	0
13.1	Comprehensive (hospital and medical) ind (b)	0	0	0	0	0	0	0	0	0	0	0	0
13.2	Comprehensive (hospital and medical) group (b)	0	0	0	0	0	0	0	0	0	0	0	0
14.	Credit A&H (Group and Individual)	0	0	0	0	0	0	0	0	0	0	0	0
15.1	Vision Only (b).....	0	0	0	0	0	0	0	0	0	0	0	0
15.2	Dental Only (b)	0	0	0	0	0	0	0	0	0	0	0	0
15.3	Disability Income (b)	0	0	0	0	0	0	0	0	0	0	0	0
15.4	Medicare Supplement (b)	0	0	0	0	0	0	0	0	0	0	0	0
15.5	Medicaid Title XIX (b)	0	0	0	0	0	0	0	0	0	0	0	0
15.6	Medicare Title XVIII (b).....	0	0	0	0	0	0	0	0	0	0	0	0
15.7	Long-Term Care (b)	0	0	0	0	0	0	0	0	0	0	0	0
15.8	Federal Employees Health Benefits Plan (b)	0	0	0	0	0	0	0	0	0	0	0	0
15.9	Other Health (b)	0	0	0	0	0	0	0	0	0	0	0	0
16.	Workers' Compensation	0	0	0	0	0	0	0	0	0	0	0	0
17.1	Other Liability - Occurrence	1,877,128	1,300,413	0	993,794	0	621,598	704,428	0	113,226	127,698	331,083	74
17.2	Other Liability - Claims-Made	83,150	68,360	0	67,153	0	34,885	42,104	21	30,037	30,629	14,740	6
17.3	Excess Workers' Compensation	0	0	0	0	0	0	0	0	0	0	0	0
18.1	Products Liability - Occurrence	2,270,049	1,397,900	0	1,297,858	0	571,534	607,609	21,633	383,577	385,855	400,574	73
18.2	Products Liability - Claims-Made	188,750	179,466	0	147,831	0	48,614	55,049	0	30,598	36,233	33,525	17
19.1	Private Passenger Auto No-Fault (Personal Injury Protection)	0	0	0	0	0	0	0	0	0	0	0	0
19.2	Other Private Passenger Auto Liability	0	0	0	0	0	0	0	0	0	0	0	0
19.3	Commercial Auto No-Fault (Personal Injury Protection)	0	0	0	0	0	0	0	0	0	0	0	0
19.4	Other Commercial Auto Liability	0	0	0	0	0	0	0	0	0	0	0	0
21.1	Private Passenger Auto Physical Damage	0	0	0	0	0	0	0	0	0	0	0	0
21.2	Commercial Auto Physical Damage	0	0	0	0	0	0	0	0	0	0	0	0
22.	Aircraft (all perils)	0	0	0	0	0	0	0	0	0	0	0	0
23.	Fidelity	0	0	0	0	0	0	0	0	0	0	0	0
24.	Surety	0	0	0	0	0	0	0	0	0	0	0	0
26.	Burglary and Theft	0	0	0	0	0	0	0	0	0	0	0	0
27.	Boiler and Machinery	25,386	23,432	0	11,111	0	0	0	0	0	0	4,395	2
28.	Credit	0	0	0	0	0	0	0	0	0	0	0	0
29.	International	0	0	0	0	0	0	0	0	0	0	0	0
30.	Warranty	0	0	0	0	0	0	0	0	0	0	0	0
31.	Reins nonproportional assumed property	XXX	XXX	XXX	XXX	XXX	XXX	XXX	XXX	XXX	XXX	XXX	XXX
32.	Reins nonproportional assumed liability	XXX	XXX	XXX	XXX	XXX	XXX	XXX	XXX	XXX	XXX	XXX	XXX
33.	Reins nonproportional assumed financial lines	XXX	XXX	XXX	XXX	XXX	XXX	XXX	XXX	XXX	XXX	XXX	XXX
34.	Aggregate Write-Ins for Other Lines of Business	0	0	0	0	0	0	0	0	0	0	0	0
35.	Total (a)	5,768,271	4,069,228	0	3,162,707	0	1,434,052	1,687,921	21,723	600,145	646,634	1,012,026	237
DETAILS OF WRITE-INS													
3401.	Collateral Protection	0	0	0	0	0	0	0	0	0	0	0	0
3402.	Involuntary Unemployment	0	0	0	0	0	0	0	0	0	0	0	0
3403.	Patent Risk	0	0	0	0	0	0	0	0	0	0	0	0
3498.	Summary of remaining write-ins for Line 34 from overflow page	0	0	0	0	0	0	0	0	0	0	0	0
3499.	Totals (Lines 3401 through 3403 plus 3498)(Line 34 above)	0	0	0	0	0	0	0	0	0	0	0	0

(a) Finance and service charges not included in Lines 1 to 35 \$0
(b) For health business on indicated lines report: Number of persons insured under PPO managed care products0 and number of persons insured under indemnity only products0 .



ANNUAL STATEMENT FOR THE YEAR 2024 OF THE GREAT AMERICAN RISK SOLUTIONS SURPLUS LINES INSURANCE COMPANY

EXHIBIT OF PREMIUMS AND LOSSES (Statutory Page 14)

NAIC Group Code 0084 BUSINESS IN THE STATE OF New Hampshire DURING THE YEAR 2024 NAIC Company Code 35351

Line of Business		Gross Premiums, Including Policy and Membership Fees, Less Return Premiums and Premiums on Policies not Taken		3	4	5	6	7	8	9	10	11	12
		1	2										
		Direct Premiums Written	Direct Premiums Earned	Dividends Paid or Credited to Policyholders on Direct Business	Direct Unearned Premium Reserves	Direct Losses Paid (deducting salvage)	Direct Losses Incurred	Direct Losses Unpaid	Direct Defense and Cost Containment Expense Paid	Direct Defense and Cost Containment Expense Incurred	Direct Defense and Cost Containment Expense Unpaid	Commissions and Brokerage Expenses	Taxes, Licenses and Fees
1.	Fire	0	0	0	0	0	4	4	0	0	0	0	0
2.1	Allied Lines	0	0	0	0	0	1	1	0	0	0	0	0
2.2	Multiple Peril Crop	0	0	0	0	0	0	0	0	0	0	0	0
2.3	Federal Flood	0	0	0	0	0	0	0	0	0	0	0	0
2.4	Private Crop	0	0	0	0	0	0	0	0	0	0	0	0
2.5	Private Flood	0	0	0	0	0	0	0	0	0	0	0	0
3.	Farmowners Multiple Peril	0	0	0	0	0	0	0	0	0	0	0	0
4.	Homeowners Multiple Peril	0	0	0	0	0	0	0	0	0	0	0	0
5.1	Commercial Multiple Peril (Non-Liability Portion)	811,201	837,011	0	504,084	3,635,364	3,733,651	227,824	166,405	194,234	53,834	143,195	206
5.2	Commercial Multiple Peril (Liability Portion)	0	0	0	0	0	0	0	0	0	0	0	0
6.	Mortgage Guaranty	0	0	0	0	0	0	0	0	0	0	0	0
8.	Ocean Marine	0	0	0	0	0	0	0	0	0	0	0	0
9.1	Inland Marine	0	0	0	0	0	0	0	0	0	0	0	0
9.2	Pet Insurance Plans	0	0	0	0	0	0	0	0	0	0	0	0
10.	Financial Guaranty	0	0	0	0	0	0	0	0	0	0	0	0
11.1	Medical Professional Liability - Occurrence	0	0	0	0	0	0	0	0	0	0	0	0
11.2	Medical Professional Liability - Claims-Made	0	0	0	0	0	0	0	0	0	0	0	0
12.	Earthquake	0	0	0	0	0	0	0	0	0	0	0	0
13.1	Comprehensive (hospital and medical) ind (b)	0	0	0	0	0	0	0	0	0	0	0	0
13.2	Comprehensive (hospital and medical) group (b)	0	0	0	0	0	0	0	0	0	0	0	0
14.	Credit A&H (Group and Individual)	0	0	0	0	0	0	0	0	0	0	0	0
15.1	Vision Only (b).....	0	0	0	0	0	0	0	0	0	0	0	0
15.2	Dental Only (b)	0	0	0	0	0	0	0	0	0	0	0	0
15.3	Disability Income (b)	0	0	0	0	0	0	0	0	0	0	0	0
15.4	Medicare Supplement (b)	0	0	0	0	0	0	0	0	0	0	0	0
15.5	Medicaid Title XIX (b)	0	0	0	0	0	0	0	0	0	0	0	0
15.6	Medicare Title XVIII (b).....	0	0	0	0	0	0	0	0	0	0	0	0
15.7	Long-Term Care (b)	0	0	0	0	0	0	0	0	0	0	0	0
15.8	Federal Employees Health Benefits Plan (b)	0	0	0	0	0	0	0	0	0	0	0	0
15.9	Other Health (b)	0	0	0	0	0	0	0	0	0	0	0	0
16.	Workers' Compensation	0	0	0	0	0	0	0	0	0	0	0	0
17.1	Other Liability - Occurrence	937,171	699,585	0	478,815	0	294,965	374,383	0	65,137	90,399	156,967	107
17.2	Other Liability - Claims-Made	0	0	0	0	0	(14)	0	0	(9)	0	0	0
17.3	Excess Workers' Compensation	0	0	0	0	0	0	0	0	0	0	0	0
18.1	Products Liability - Occurrence	360,023	296,169	0	170,383	0	91,840	99,868	0	57,790	63,019	63,117	43
18.2	Products Liability - Claims-Made	0	0	0	0	0	0	0	0	0	0	0	0
19.1	Private Passenger Auto No-Fault (Personal Injury Protection)	0	0	0	0	0	0	0	0	0	0	0	0
19.2	Other Private Passenger Auto Liability	0	0	0	0	0	0	0	0	0	0	0	0
19.3	Commercial Auto No-Fault (Personal Injury Protection)	0	0	0	0	0	0	0	0	0	0	0	0
19.4	Other Commercial Auto Liability	0	0	0	0	0	0	0	0	0	0	0	0
21.1	Private Passenger Auto Physical Damage	0	0	0	0	0	0	0	0	0	0	0	0
21.2	Commercial Auto Physical Damage	0	0	0	0	0	0	0	0	0	0	0	0
22.	Aircraft (all perils)	0	0	0	0	0	0	0	0	0	0	0	0
23.	Fidelity	0	0	0	0	0	0	0	0	0	0	0	0
24.	Surety	0	0	0	0	0	0	0	0	0	0	0	0
26.	Burglary and Theft	0	0	0	0	0	0	0	0	0	0	0	0
27.	Boiler and Machinery	6,262	3,459	0	4,328	0	0	0	0	0	0	1,098	1
28.	Credit	0	0	0	0	0	0	0	0	0	0	0	0
29.	International	0	0	0	0	0	0	0	0	0	0	0	0
30.	Warranty	0	0	0	0	0	0	0	0	0	0	0	0
31.	Reins nonproportional assumed property	XXX	XXX	XXX	XXX	XXX	XXX	XXX	XXX	XXX	XXX	XXX	XXX
32.	Reins nonproportional assumed liability	XXX	XXX	XXX	XXX	XXX	XXX	XXX	XXX	XXX	XXX	XXX	XXX
33.	Reins nonproportional assumed financial lines	XXX	XXX	XXX	XXX	XXX	XXX	XXX	XXX	XXX	XXX	XXX	XXX
34.	Aggregate Write-Ins for Other Lines of Business	0	0	0	0	0	0	0	0	0	0	0	0
35.	Total (a)	2,114,657	1,836,223	0	1,157,610	3,635,364	4,120,445	702,079	166,405	317,152	207,251	364,377	357
DETAILS OF WRITE-INS													
3401.	Collateral Protection	0	0	0	0	0	0	0	0	0	0	0	0
3402.	Involuntary Unemployment	0	0	0	0	0	0	0	0	0	0	0	0
3403.	Patent Risk	0	0	0	0	0	0	0	0	0	0	0	0
3498.	Summary of remaining write-ins for Line 34 from overflow page	0	0	0	0	0	0	0	0	0	0	0	0
3499.	Totals (Lines 3401 through 3403 plus 3498)(Line 34 above)	0	0	0	0	0	0	0	0	0	0	0	0

(a) Finance and service charges not included in Lines 1 to 35 \$ 0
(b) For health business on indicated lines report: Number of persons insured under PPO managed care products 0 and number of persons insured under indemnity only products 0



ANNUAL STATEMENT FOR THE YEAR 2024 OF THE GREAT AMERICAN RISK SOLUTIONS SURPLUS LINES INSURANCE COMPANY

EXHIBIT OF PREMIUMS AND LOSSES (Statutory Page 14)

NAIC Group Code 0084 BUSINESS IN THE STATE OF New Jersey DURING THE YEAR 2024 NAIC Company Code 35351

Line of Business		Gross Premiums, Including Policy and Membership Fees, Less Return Premiums and Premiums on Policies not Taken		3	4	5	6	7	8	9	10	11	12
		1	2										
		Direct Premiums Written	Direct Premiums Earned	Dividends Paid or Credited to Policyholders on Direct Business	Direct Unearned Premium Reserves	Direct Losses Paid (deducting salvage)	Direct Losses Incurred	Direct Losses Unpaid	Direct Defense and Cost Containment Expense Paid	Direct Defense and Cost Containment Expense Incurred	Direct Defense and Cost Containment Expense Unpaid	Commissions and Brokerage Expenses	Taxes, Licenses and Fees
1.	Fire	(6,333)	8,646	0	0	0	957	2,419	0	236	591	(1,043)	2
2.1	Allied Lines	(1,031)	1,407	0	0	0	183	425	0	38	96	(170)	0
2.2	Multiple Peril Crop	0	0	0	0	0	0	0	0	0	0	0	0
2.3	Federal Flood	0	0	0	0	0	0	0	0	0	0	0	0
2.4	Private Crop	0	0	0	0	0	0	0	0	0	0	0	0
2.5	Private Flood	0	0	0	0	0	0	0	0	0	0	0	0
3.	Farmowners Multiple Peril	0	0	0	0	0	0	0	0	0	0	0	0
4.	Homeowners Multiple Peril	0	0	0	0	0	0	0	0	0	0	0	0
5.1	Commercial Multiple Peril (Non-Liability Portion)	993,755	1,451,333	0	464,014	0	75,281	420,198	350	32,165	98,699	177,933	96
5.2	Commercial Multiple Peril (Liability Portion)	0	0	0	0	0	0	0	0	0	0	0	0
6.	Mortgage Guaranty	0	0	0	0	0	0	0	0	0	0	0	0
8.	Ocean Marine	0	0	0	0	0	0	0	0	0	0	0	0
9.1	Inland Marine	0	0	0	0	0	0	0	0	0	0	0	0
9.2	Pet Insurance Plans	0	0	0	0	0	0	0	0	0	0	0	0
10.	Financial Guaranty	0	0	0	0	0	0	0	0	0	0	0	0
11.1	Medical Professional Liability - Occurrence	0	0	0	0	0	0	0	0	0	0	0	0
11.2	Medical Professional Liability - Claims-Made	0	0	0	0	0	0	0	0	0	0	0	0
12.	Earthquake	0	0	0	0	0	0	0	0	0	0	0	0
13.1	Comprehensive (hospital and medical) ind (b)	0	0	0	0	0	0	0	0	0	0	0	0
13.2	Comprehensive (hospital and medical) group (b)	0	0	0	0	0	0	0	0	0	0	0	0
14.	Credit A&H (Group and Individual)	0	0	0	0	0	0	0	0	0	0	0	0
15.1	Vision Only (b)	0	0	0	0	0	0	0	0	0	0	0	0
15.2	Dental Only (b)	0	0	0	0	0	0	0	0	0	0	0	0
15.3	Disability Income (b)	0	0	0	0	0	0	0	0	0	0	0	0
15.4	Medicare Supplement (b)	0	0	0	0	0	0	0	0	0	0	0	0
15.5	Medicaid Title XIX (b)	0	0	0	0	0	0	0	0	0	0	0	0
15.6	Medicare Title XVIII (b)	0	0	0	0	0	0	0	0	0	0	0	0
15.7	Long-Term Care (b)	0	0	0	0	0	0	0	0	0	0	0	0
15.8	Federal Employees Health Benefits Plan (b)	0	0	0	0	0	0	0	0	0	0	0	0
15.9	Other Health (b)	0	0	0	0	0	0	0	0	0	0	0	0
16.	Workers' Compensation	0	0	0	0	0	0	0	0	0	0	0	0
17.1	Other Liability - Occurrence	17,708,999	18,357,412	0	6,771,808	6,702,693	11,696,632	36,527,091	1,413,886	2,641,461	7,890,433	2,754,428	1,289
17.2	Other Liability - Claims-Made	971,613	693,788	0	517,230	0	155,799	466,808	3,869	47,934	140,043	172,727	79
17.3	Excess Workers' Compensation	0	0	0	0	0	0	0	0	0	0	0	0
18.1	Products Liability - Occurrence	8,106,793	6,396,903	0	4,126,685	2,008,083	4,631,575	5,383,429	231,966	1,434,263	1,788,827	1,400,041	324
18.2	Products Liability - Claims-Made	176,140	168,623	0	33,566	0	46,061	48,132	0	29,992	31,339	34,221	10
19.1	Private Passenger Auto No-Fault (Personal Injury Protection)	0	0	0	0	0	0	0	0	0	0	0	0
19.2	Other Private Passenger Auto Liability	0	0	0	0	0	0	0	0	0	0	0	0
19.3	Commercial Auto No-Fault (Personal Injury Protection)	0	0	0	0	0	0	0	0	0	0	0	0
19.4	Other Commercial Auto Liability	0	0	0	0	0	0	0	0	0	0	0	0
21.1	Private Passenger Auto Physical Damage	0	0	0	0	0	0	0	0	0	0	0	0
21.2	Commercial Auto Physical Damage	0	0	0	0	0	0	0	0	0	0	0	0
22.	Aircraft (all perils)	0	0	0	0	0	0	0	0	0	0	0	0
23.	Fidelity	0	0	0	0	0	0	0	0	0	0	0	0
24.	Surety	0	0	0	0	0	0	0	0	0	0	0	0
26.	Burglary and Theft	0	0	0	0	0	0	0	0	0	0	0	0
27.	Boiler and Machinery	13,045	25,811	0	5,059	0	0	0	0	0	0	2,362	2
28.	Credit	0	0	0	0	0	0	0	0	0	0	0	0
29.	International	0	0	0	0	0	0	0	0	0	0	0	0
30.	Warranty	0	0	0	0	0	0	0	0	0	0	0	0
31.	Reins nonproportional assumed property	XXX	XXX	XXX	XXX	XXX	XXX	XXX	XXX	XXX	XXX	XXX	XXX
32.	Reins nonproportional assumed liability	XXX	XXX	XXX	XXX	XXX	XXX	XXX	XXX	XXX	XXX	XXX	XXX
33.	Reins nonproportional assumed financial lines	XXX	XXX	XXX	XXX	XXX	XXX	XXX	XXX	XXX	XXX	XXX	XXX
34.	Aggregate Write-Ins for Other Lines of Business	0	0	0	0	0	0	0	0	0	0	0	0
35.	Total (a)	27,962,981	27,103,923	0	11,918,363	8,710,777	16,606,489	42,848,502	1,650,069	4,186,089	9,950,028	4,540,499	1,802
DETAILS OF WRITE-INS													
3401.	Collateral Protection	0	0	0	0	0	0	0	0	0	0	0	0
3402.	Involuntary Unemployment	0	0	0	0	0	0	0	0	0	0	0	0
3403.	Patent Risk	0	0	0	0	0	0	0	0	0	0	0	0
3498.	Summary of remaining write-ins for Line 34 from overflow page	0	0	0	0	0	0	0	0	0	0	0	0
3499.	Totals (Lines 3401 through 3403 plus 3498)(Line 34 above)	0	0	0	0	0	0	0	0	0	0	0	0

(a) Finance and service charges not included in Lines 1 to 35 \$ 0
(b) For health business on indicated lines report: Number of persons insured under PPO managed care products 0 and number of persons insured under indemnity only products 0



ANNUAL STATEMENT FOR THE YEAR 2024 OF THE GREAT AMERICAN RISK SOLUTIONS SURPLUS LINES INSURANCE COMPANY

EXHIBIT OF PREMIUMS AND LOSSES (Statutory Page 14)

NAIC Group Code 0084 BUSINESS IN THE STATE OF New Mexico DURING THE YEAR 2024 NAIC Company Code 35351

Line of Business		Gross Premiums, Including Policy and Membership Fees, Less Return Premiums and Premiums on Policies not Taken		3	4	5	6	7	8	9	10	11	12
		1	2										
		Direct Premiums Written	Direct Premiums Earned	Dividends Paid or Credited to Policyholders on Direct Business	Direct Unearned Premium Reserves	Direct Losses Paid (deducting salvage)	Direct Losses Incurred	Direct Losses Unpaid	Direct Defense and Cost Containment Expense Paid	Direct Defense and Cost Containment Expense Incurred	Direct Defense and Cost Containment Expense Unpaid	Commissions and Brokerage Expenses	Taxes, Licenses and Fees
1.	Fire	0	0	0	0	0	0	0	0	0	0	0	0
2.1	Allied Lines	0	0	0	0	0	0	0	0	0	0	0	0
2.2	Multiple Peril Crop	0	0	0	0	0	0	0	0	0	0	0	0
2.3	Federal Flood	0	0	0	0	0	0	0	0	0	0	0	0
2.4	Private Crop	0	0	0	0	0	0	0	0	0	0	0	0
2.5	Private Flood	0	0	0	0	0	0	0	0	0	0	0	0
3.	Farmowners Multiple Peril	0	0	0	0	0	0	0	0	0	0	0	0
4.	Homeowners Multiple Peril	0	0	0	0	0	0	0	0	0	0	0	0
5.1	Commercial Multiple Peril (Non-Liability Portion)	679,646	504,349	0	444,840	0	53,062	134,554	0	15,506	31,681	120,359	26
5.2	Commercial Multiple Peril (Liability Portion)	0	0	0	0	0	0	0	0	0	0	0	0
6.	Mortgage Guaranty	0	0	0	0	0	0	0	0	0	0	0	0
8.	Ocean Marine	0	0	0	0	0	0	0	0	0	0	0	0
9.1	Inland Marine	0	0	0	0	0	0	0	0	0	0	0	0
9.2	Pet Insurance Plans	0	0	0	0	0	0	0	0	0	0	0	0
10.	Financial Guaranty	0	0	0	0	0	0	0	0	0	0	0	0
11.1	Medical Professional Liability - Occurrence	0	0	0	0	0	0	0	0	0	0	0	0
11.2	Medical Professional Liability - Claims-Made	0	0	0	0	0	0	0	0	0	0	0	0
12.	Earthquake	0	0	0	0	0	0	0	0	0	0	0	0
13.1	Comprehensive (hospital and medical) ind (b)	0	0	0	0	0	0	0	0	0	0	0	0
13.2	Comprehensive (hospital and medical) group (b)	0	0	0	0	0	0	0	0	0	0	0	0
14.	Credit A&H (Group and Individual)	0	0	0	0	0	0	0	0	0	0	0	0
15.1	Vision Only (b).....	0	0	0	0	0	0	0	0	0	0	0	0
15.2	Dental Only (b)	0	0	0	0	0	0	0	0	0	0	0	0
15.3	Disability Income (b)	0	0	0	0	0	0	0	0	0	0	0	0
15.4	Medicare Supplement (b)	0	0	0	0	0	0	0	0	0	0	0	0
15.5	Medicaid Title XIX (b)	0	0	0	0	0	0	0	0	0	0	0	0
15.6	Medicare Title XVIII (b).....	0	0	0	0	0	0	0	0	0	0	0	0
15.7	Long-Term Care (b)	0	0	0	0	0	0	0	0	0	0	0	0
15.8	Federal Employees Health Benefits Plan (b)	0	0	0	0	0	0	0	0	0	0	0	0
15.9	Other Health (b)	0	0	0	0	0	0	0	0	0	0	0	0
16.	Workers' Compensation	0	0	0	0	0	0	0	0	0	0	0	0
17.1	Other Liability - Occurrence	210,627	152,301	0	101,318	0	82,309	118,758	0	10,408	22,310	37,155	9
17.2	Other Liability - Claims-Made	0	266,088	0	0	0	(60,928)	212,307	0	(14,657)	74,948	0	108
17.3	Excess Workers' Compensation	0	0	0	0	0	0	0	0	0	0	0	0
18.1	Products Liability - Occurrence	279,212	211,027	0	114,724	0	64,711	68,777	0	42,777	45,377	49,260	11
18.2	Products Liability - Claims-Made	0	0	0	0	0	(728)	523	0	(211)	219	0	0
19.1	Private Passenger Auto No-Fault (Personal Injury Protection)	0	0	0	0	0	0	0	0	0	0	0	0
19.2	Other Private Passenger Auto Liability	0	0	0	0	0	0	0	0	0	0	0	0
19.3	Commercial Auto No-Fault (Personal Injury Protection)	0	0	0	0	0	0	0	0	0	0	0	0
19.4	Other Commercial Auto Liability	0	0	0	0	0	0	0	0	0	0	0	0
21.1	Private Passenger Auto Physical Damage	0	0	0	0	0	0	0	0	0	0	0	0
21.2	Commercial Auto Physical Damage	0	0	0	0	0	0	0	0	0	0	0	0
22.	Aircraft (all perils)	0	0	0	0	0	0	0	0	0	0	0	0
23.	Fidelity	0	0	0	0	0	0	0	0	0	0	0	0
24.	Surety	0	0	0	0	0	0	0	0	0	0	0	0
26.	Burglary and Theft	0	0	0	0	0	0	0	0	0	0	0	0
27.	Boiler and Machinery	6,170	5,518	0	3,865	0	0	0	0	0	0	1,094	0
28.	Credit	0	0	0	0	0	0	0	0	0	0	0	0
29.	International	0	0	0	0	0	0	0	0	0	0	0	0
30.	Warranty	0	0	0	0	0	0	0	0	0	0	0	0
31.	Reins nonproportional assumed property	XXX	XXX	XXX	XXX	XXX	XXX	XXX	XXX	XXX	XXX	XXX	XXX
32.	Reins nonproportional assumed liability	XXX	XXX	XXX	XXX	XXX	XXX	XXX	XXX	XXX	XXX	XXX	XXX
33.	Reins nonproportional assumed financial lines	XXX	XXX	XXX	XXX	XXX	XXX	XXX	XXX	XXX	XXX	XXX	XXX
34.	Aggregate Write-Ins for Other Lines of Business	0	0	0	0	0	0	0	0	0	0	0	0
35.	Total (a)	1,175,655	1,139,285	0	664,748	0	138,426	534,919	0	53,824	174,535	207,868	153
DETAILS OF WRITE-INS													
3401.	Collateral Protection	0	0	0	0	0	0	0	0	0	0	0	0
3402.	Involuntary Unemployment	0	0	0	0	0	0	0	0	0	0	0	0
3403.	Patent Risk	0	0	0	0	0	0	0	0	0	0	0	0
3498.	Summary of remaining write-ins for Line 34 from overflow page	0	0	0	0	0	0	0	0	0	0	0	0
3499.	Totals (Lines 3401 through 3403 plus 3498)(Line 34 above)	0	0	0	0	0	0	0	0	0	0	0	0

(a) Finance and service charges not included in Lines 1 to 35 \$ 0
(b) For health business on indicated lines report: Number of persons insured under PPO managed care products 0 and number of persons insured under indemnity only products 0



ANNUAL STATEMENT FOR THE YEAR 2024 OF THE GREAT AMERICAN RISK SOLUTIONS SURPLUS LINES INSURANCE COMPANY

EXHIBIT OF PREMIUMS AND LOSSES (Statutory Page 14)

NAIC Group Code 0084 BUSINESS IN THE STATE OF New York DURING THE YEAR 2024 NAIC Company Code 35351

Line of Business		Gross Premiums, Including Policy and Membership Fees, Less Return Premiums and Premiums on Policies not Taken		3	4	5	6	7	8	9	10	11	12
		1	2										
		Direct Premiums Written	Direct Premiums Earned	Dividends Paid or Credited to Policyholders on Direct Business	Direct Unearned Premium Reserves	Direct Losses Paid (deducting salvage)	Direct Losses Incurred	Direct Losses Unpaid	Direct Defense and Cost Containment Expense Paid	Direct Defense and Cost Containment Expense Incurred	Direct Defense and Cost Containment Expense Unpaid	Commissions and Brokerage Expenses	Taxes, Licenses and Fees
1.	Fire	0	34,366	0	0	0	(10,829)	14,884	0	(2,603)	3,750	80	2
2.1	Allied Lines	0	5,594	0	0	0	(1,762)	2,424	0	(423)	611	13	0
2.2	Multiple Peril Crop	0	0	0	0	0	0	0	0	0	0	0	0
2.3	Federal Flood	0	0	0	0	0	0	0	0	0	0	0	0
2.4	Private Crop	0	0	0	0	0	0	0	0	0	0	0	0
2.5	Private Flood	0	0	0	0	0	0	0	0	0	0	0	0
3.	Farmowners Multiple Peril	0	0	0	0	0	0	0	0	0	0	0	0
4.	Homeowners Multiple Peril	0	0	0	0	0	0	0	0	0	0	0	0
5.1	Commercial Multiple Peril (Non-Liability Portion)	3,912,423	4,169,006	0	1,809,547	135,701	(150,850)	1,215,565	15,243	82,113	285,527	695,241	236
5.2	Commercial Multiple Peril (Liability Portion)	0	0	0	0	0	0	0	0	0	0	0	0
6.	Mortgage Guaranty	0	0	0	0	0	0	0	0	0	0	0	0
8.	Ocean Marine	0	0	0	0	0	0	0	0	0	0	0	0
9.1	Inland Marine	0	0	0	0	0	0	0	0	0	0	0	0
9.2	Pet Insurance Plans	0	0	0	0	0	0	0	0	0	0	0	0
10.	Financial Guaranty	0	0	0	0	0	0	0	0	0	0	0	0
11.1	Medical Professional Liability - Occurrence	0	0	0	0	0	0	0	0	0	0	0	0
11.2	Medical Professional Liability - Claims-Made	0	0	0	0	0	0	0	0	0	0	0	0
12.	Earthquake	0	0	0	0	0	0	0	0	0	0	0	0
13.1	Comprehensive (hospital and medical) ind (b)	0	0	0	0	0	0	0	0	0	0	0	0
13.2	Comprehensive (hospital and medical) group (b)	0	0	0	0	0	0	0	0	0	0	0	0
14.	Credit A&H (Group and Individual)	0	0	0	0	0	0	0	0	0	0	0	0
15.1	Vision Only (b).....	0	0	0	0	0	0	0	0	0	0	0	0
15.2	Dental Only (b)	0	0	0	0	0	0	0	0	0	0	0	0
15.3	Disability Income (b)	0	0	0	0	0	0	0	0	0	0	0	0
15.4	Medicare Supplement (b)	0	0	0	0	0	0	0	0	0	0	0	0
15.5	Medicaid Title XIX (b)	0	0	0	0	0	0	0	0	0	0	0	0
15.6	Medicare Title XVIII (b).....	0	0	0	0	0	0	0	0	0	0	0	0
15.7	Long-Term Care (b)	0	0	0	0	0	0	0	0	0	0	0	0
15.8	Federal Employees Health Benefits Plan (b)	0	0	0	0	0	0	0	0	0	0	0	0
15.9	Other Health (b)	0	0	0	0	0	0	0	0	0	0	0	0
16.	Workers' Compensation	0	0	0	0	0	0	0	0	0	0	0	0
17.1	Other Liability - Occurrence	72,269,036	67,772,080	0	31,245,175	25,491,353	25,706,038	198,862,503	7,113,172	8,210,044	41,449,652	10,620,290	4,049
17.2	Other Liability - Claims-Made	648,829	1,211,822	0	353,915	1,037,500	450,667	3,993,708	169,016	62,282	617,300	113,919	195
17.3	Excess Workers' Compensation	0	0	0	0	0	0	0	0	0	0	0	0
18.1	Products Liability - Occurrence	16,210,502	13,737,604	0	6,980,884	151,820	2,881,515	13,541,454	206,913	1,834,124	5,286,864	2,642,230	762
18.2	Products Liability - Claims-Made	335,860	299,651	0	260,498	0	77,043	91,015	105	50,604	56,859	59,280	18
19.1	Private Passenger Auto No-Fault (Personal Injury Protection)	0	0	0	0	0	0	0	0	0	0	0	0
19.2	Other Private Passenger Auto Liability	0	0	0	0	0	0	0	0	0	0	0	0
19.3	Commercial Auto No-Fault (Personal Injury Protection)	0	0	0	0	0	0	0	0	0	0	0	0
19.4	Other Commercial Auto Liability	0	0	0	0	0	0	25	24,070	23,792	21,840	0	12
21.1	Private Passenger Auto Physical Damage	0	0	0	0	0	0	0	0	0	0	0	0
21.2	Commercial Auto Physical Damage	0	0	0	0	0	0	0	0	0	0	0	0
22.	Aircraft (all perils)	0	0	0	0	0	0	0	0	0	0	0	0
23.	Fidelity	0	0	0	0	0	0	0	0	0	0	0	0
24.	Surety	0	0	0	0	0	0	0	0	0	0	0	0
26.	Burglary and Theft	0	0	0	0	0	0	0	0	0	0	0	0
27.	Boiler and Machinery	40,825	48,677	0	19,540	0	0	0	0	0	0	7,271	3
28.	Credit	0	0	0	0	0	0	0	0	0	0	0	0
29.	International	0	0	0	0	0	0	0	0	0	0	0	0
30.	Warranty	0	0	0	0	0	0	0	0	0	0	0	0
31.	Reins nonproportional assumed property	XXX	XXX	XXX	XXX	XXX	XXX	XXX	XXX	XXX	XXX	XXX	XXX
32.	Reins nonproportional assumed liability	XXX	XXX	XXX	XXX	XXX	XXX	XXX	XXX	XXX	XXX	XXX	XXX
33.	Reins nonproportional assumed financial lines	XXX	XXX	XXX	XXX	XXX	XXX	XXX	XXX	XXX	XXX	XXX	XXX
34.	Aggregate Write-Ins for Other Lines of Business	0	0	0	0	0	0	0	0	0	0	0	0
35.	Total (a)	93,417,475	87,278,801	0	40,669,559	26,816,373	28,951,823	217,721,578	7,528,519	10,259,932	47,722,402	14,138,325	5,277
DETAILS OF WRITE-INS													
3401.	Collateral Protection	0	0	0	0	0	0	0	0	0	0	0	0
3402.	Involuntary Unemployment	0	0	0	0	0	0	0	0	0	0	0	0
3403.	Patent Risk	0	0	0	0	0	0	0	0	0	0	0	0
3498.	Summary of remaining write-ins for Line 34 from overflow page	0	0	0	0	0	0	0	0	0	0	0	0
3499.	Totals (Lines 3401 through 3403 plus 3498)(Line 34 above)	0	0	0	0	0	0	0	0	0	0	0	0

(a) Finance and service charges not included in Lines 1 to 35 \$0
(b) For health business on indicated lines report: Number of persons insured under PPO managed care products0 and number of persons insured under indemnity only products0 .



ANNUAL STATEMENT FOR THE YEAR 2024 OF THE GREAT AMERICAN RISK SOLUTIONS SURPLUS LINES INSURANCE COMPANY

EXHIBIT OF PREMIUMS AND LOSSES (Statutory Page 14)

NAIC Group Code 0084 BUSINESS IN THE STATE OF North Carolina DURING THE YEAR 2024 NAIC Company Code 35351

Line of Business		Gross Premiums, Including Policy and Membership Fees, Less Return Premiums and Premiums on Policies not Taken		3 Dividends Paid or Credited to Policyholders on Direct Business	4 Direct Unearned Premium Reserves	5 Direct Losses Paid (deducting salvage)	6 Direct Losses Incurred	7 Direct Losses Unpaid	8 Direct Defense and Cost Containment Expense Paid	9 Direct Defense and Cost Containment Expense Incurred	10 Direct Defense and Cost Containment Expense Unpaid	11 Commissions and Brokerage Expenses	12 Taxes, Licenses and Fees
		1 Direct Premiums Written	2 Direct Premiums Earned										
1.	Fire	0	0	0	0	0	(985)	574	0	(171)	171	0	0
2.1	Allied Lines	0	0	0	0	0	(160)	93	0	(28)	28	0	0
2.2	Multiple Peril Crop	0	0	0	0	0	0	0	0	0	0	0	0
2.3	Federal Flood	0	0	0	0	0	0	0	0	0	0	0	0
2.4.	Private Crop	0	0	0	0	0	0	0	0	0	0	0	0
2.5	Private Flood	0	0	0	0	0	0	0	0	0	0	0	0
3.	Farmowners Multiple Peril	0	0	0	0	0	0	0	0	0	0	0	0
4.	Homeowners Multiple Peril	0	0	0	0	0	0	0	0	0	0	0	0
5.1	Commercial Multiple Peril (Non-Liability Portion)	179,085	365,793	0	199,461	0	(38,001)	125,547	0	(2,898)	28,865	32,125	75
5.2	Commercial Multiple Peril (Liability Portion)	0	0	0	0	0	0	0	0	0	0	0	0
6.	Mortgage Guaranty	0	0	0	0	0	0	0	0	0	0	0	0
8.	Ocean Marine	0	0	0	0	0	0	0	0	0	0	0	0
9.1	Inland Marine	0	0	0	0	0	0	0	0	0	0	0	0
9.2	Pet Insurance Plans	0	0	0	0	0	0	0	0	0	0	0	0
10.	Financial Guaranty	0	0	0	0	0	0	0	0	0	0	0	0
11.1	Medical Professional Liability - Occurrence	0	0	0	0	0	0	0	0	0	0	0	0
11.2	Medical Professional Liability - Claims-Made	0	0	0	0	0	0	0	0	0	0	0	0
12.	Earthquake	0	0	0	0	0	0	0	0	0	0	0	0
13.1	Comprehensive (hospital and medical) ind (b)	0	0	0	0	0	0	0	0	0	0	0	0
13.2	Comprehensive (hospital and medical) group (b)	0	0	0	0	0	0	0	0	0	0	0	0
14.	Credit A&H (Group and Individual)	0	0	0	0	0	0	0	0	0	0	0	0
15.1	Vision Only (b).....	0	0	0	0	0	0	0	0	0	0	0	0
15.2	Dental Only (b)	0	0	0	0	0	0	0	0	0	0	0	0
15.3	Disability Income (b)	0	0	0	0	0	0	0	0	0	0	0	0
15.4	Medicare Supplement (b)	0	0	0	0	0	0	0	0	0	0	0	0
15.5	Medicaid Title XIX (b)	0	0	0	0	0	0	0	0	0	0	0	0
15.6	Medicare Title XVIII (b).....	0	0	0	0	0	0	0	0	0	0	0	0
15.7	Long-Term Care (b)	0	0	0	0	0	0	0	0	0	0	0	0
15.8	Federal Employees Health Benefits Plan (b)	0	0	0	0	0	0	0	0	0	0	0	0
15.9	Other Health (b)	0	0	0	0	0	0	0	0	0	0	0	0
16.	Workers' Compensation	0	0	0	0	0	0	0	0	0	0	0	0
17.1	Other Liability - Occurrence	5,017,041	3,407,705	0	2,705,416	0	1,540,758	2,083,082	0	310,445	480,212	892,165	803
17.2	Other Liability - Claims-Made	171,290	147,128	0	108,337	0	7,211	267,239	0	3,581	89,981	30,501	35
17.3	Excess Workers' Compensation	0	0	0	0	0	0	0	0	0	0	0	0
18.1	Products Liability - Occurrence	2,917,256	2,425,167	0	1,652,306	0	774,634	868,895	5,343	529,033	589,864	515,745	509
18.2	Products Liability - Claims-Made	38,500	38,508	0	35,336	0	10,528	11,128	0	6,805	7,331	6,801	7
19.1	Private Passenger Auto No-Fault (Personal Injury Protection)	0	0	0	0	0	0	0	0	0	0	0	0
19.2	Other Private Passenger Auto Liability	0	0	0	0	0	0	0	0	0	0	0	0
19.3	Commercial Auto No-Fault (Personal Injury Protection)	0	0	0	0	0	0	0	0	0	0	0	0
19.4	Other Commercial Auto Liability	0	0	0	0	0	0	0	0	0	0	0	0
21.1	Private Passenger Auto Physical Damage	0	0	0	0	0	0	0	0	0	0	0	0
21.2	Commercial Auto Physical Damage	0	0	0	0	0	0	0	0	0	0	0	0
22.	Aircraft (all perils)	0	0	0	0	0	0	0	0	0	0	0	0
23.	Fidelity	0	0	0	0	0	0	0	0	0	0	0	0
24.	Surety	0	0	0	0	0	0	0	0	0	0	0	0
26.	Burglary and Theft	0	0	0	0	0	0	0	0	0	0	0	0
27.	Boiler and Machinery	2,487	4,413	0	2,557	0	0	0	0	0	0	447	1
28.	Credit	0	0	0	0	0	0	0	0	0	0	0	0
29.	International	0	0	0	0	0	0	0	0	0	0	0	0
30.	Warranty	0	0	0	0	0	0	0	0	0	0	0	0
31.	Reins nonproportional assumed property	XXX	XXX	XXX	XXX	XXX	XXX	XXX	XXX	XXX	XXX	XXX	XXX
32.	Reins nonproportional assumed liability	XXX	XXX	XXX	XXX	XXX	XXX	XXX	XXX	XXX	XXX	XXX	XXX
33.	Reins nonproportional assumed financial lines	XXX	XXX	XXX	XXX	XXX	XXX	XXX	XXX	XXX	XXX	XXX	XXX
34.	Aggregate Write-Ins for Other Lines of Business	0	0	0	0	0	0	0	0	0	0	0	0
35.	Total (a)	8,325,659	6,388,714	0	4,703,412	0	2,293,985	3,356,559	5,343	846,767	1,196,453	1,477,784	1,429
DETAILS OF WRITE-INS													
3401.	Collateral Protection	0	0	0	0	0	0	0	0	0	0	0	0
3402.	Involuntary Unemployment	0	0	0	0	0	0	0	0	0	0	0	0
3403.	Patent Risk	0	0	0	0	0	0	0	0	0	0	0	0
3498.	Summary of remaining write-ins for Line 34 from overflow page	0	0	0	0	0	0	0	0	0	0	0	0
3499.	Totals (Lines 3401 through 3403 plus 3498)(Line 34 above)	0	0	0	0	0	0	0	0	0	0	0	0

(a) Finance and service charges not included in Lines 1 to 35 \$0
(b) For health business on indicated lines report: Number of persons insured under PPO managed care products0 and number of persons insured under indemnity only products0 .



ANNUAL STATEMENT FOR THE YEAR 2024 OF THE GREAT AMERICAN RISK SOLUTIONS SURPLUS LINES INSURANCE COMPANY

EXHIBIT OF PREMIUMS AND LOSSES (Statutory Page 14)

NAIC Group Code 0084 BUSINESS IN THE STATE OF North Dakota DURING THE YEAR 2024 NAIC Company Code 35351

Line of Business		Gross Premiums, Including Policy and Membership Fees, Less Return Premiums and Premiums on Policies not Taken		3	4	5	6	7	8	9	10	11	12
		1	2										
		Direct Premiums Written	Direct Premiums Earned	Dividends Paid or Credited to Policyholders on Direct Business	Direct Unearned Premium Reserves	Direct Losses Paid (deducting salvage)	Direct Losses Incurred	Direct Losses Unpaid	Direct Defense and Cost Containment Expense Paid	Direct Defense and Cost Containment Expense Incurred	Direct Defense and Cost Containment Expense Unpaid	Commissions and Brokerage Expenses	Taxes, Licenses and Fees
1.	Fire	0	0	0	0	0	(72)	44	0	(18)	10	0	0
2.1	Allied Lines	0	0	0	0	0	(12)	7	0	(3)	2	0	0
2.2	Multiple Peril Crop	0	0	0	0	0	0	0	0	0	0	0	0
2.3	Federal Flood	0	0	0	0	0	0	0	0	0	0	0	0
2.4	Private Crop	0	0	0	0	0	0	0	0	0	0	0	0
2.5	Private Flood	0	0	0	0	0	0	0	0	0	0	0	0
3.	Farmowners Multiple Peril	0	0	0	0	0	0	0	0	0	0	0	0
4.	Homeowners Multiple Peril	0	0	0	0	0	0	0	0	0	0	0	0
5.1	Commercial Multiple Peril (Non-Liability Portion)	82,127	101,930	0	71,438	0	(8,895)	34,378	0	(106)	7,985	14,543	10
5.2	Commercial Multiple Peril (Liability Portion)	0	0	0	0	0	0	0	0	0	0	0	0
6.	Mortgage Guaranty	0	0	0	0	0	0	0	0	0	0	0	0
8.	Ocean Marine	0	0	0	0	0	0	0	0	0	0	0	0
9.1	Inland Marine	0	0	0	0	0	0	0	0	0	0	0	0
9.2	Pet Insurance Plans	0	0	0	0	0	0	0	0	0	0	0	0
10.	Financial Guaranty	0	0	0	0	0	0	0	0	0	0	0	0
11.1	Medical Professional Liability - Occurrence	0	0	0	0	0	0	0	0	0	0	0	0
11.2	Medical Professional Liability - Claims-Made	0	0	0	0	0	0	0	0	0	0	0	0
12.	Earthquake	0	0	0	0	0	0	0	0	0	0	0	0
13.1	Comprehensive (hospital and medical) ind (b)	0	0	0	0	0	0	0	0	0	0	0	0
13.2	Comprehensive (hospital and medical) group (b)	0	0	0	0	0	0	0	0	0	0	0	0
14.	Credit A&H (Group and Individual)	0	0	0	0	0	0	0	0	0	0	0	0
15.1	Vision Only (b).....	0	0	0	0	0	0	0	0	0	0	0	0
15.2	Dental Only (b)	0	0	0	0	0	0	0	0	0	0	0	0
15.3	Disability Income (b)	0	0	0	0	0	0	0	0	0	0	0	0
15.4	Medicare Supplement (b)	0	0	0	0	0	0	0	0	0	0	0	0
15.5	Medicaid Title XIX (b)	0	0	0	0	0	0	0	0	0	0	0	0
15.6	Medicare Title XVIII (b).....	0	0	0	0	0	0	0	0	0	0	0	0
15.7	Long-Term Care (b)	0	0	0	0	0	0	0	0	0	0	0	0
15.8	Federal Employees Health Benefits Plan (b)	0	0	0	0	0	0	0	0	0	0	0	0
15.9	Other Health (b)	0	0	0	0	0	0	0	0	0	0	0	0
16.	Workers' Compensation	0	0	0	0	0	0	0	0	0	0	0	0
17.1	Other Liability - Occurrence	172,845	127,619	0	102,218	0	58,284	79,085	0	8,632	13,389	30,504	13
17.2	Other Liability - Claims-Made	0	0	0	0	0	0	0	0	0	0	0	0
17.3	Excess Workers' Compensation	0	0	0	0	0	0	0	0	0	0	0	0
18.1	Products Liability - Occurrence	82,761	92,645	0	42,783	0	25,538	34,183	0	17,213	22,185	14,717	13
18.2	Products Liability - Claims-Made	32,360	30,962	0	1,398	0	8,533	8,533	0	5,625	5,625	5,712	3
19.1	Private Passenger Auto No-Fault (Personal Injury Protection)	0	0	0	0	0	0	0	0	0	0	0	0
19.2	Other Private Passenger Auto Liability	0	0	0	0	0	0	0	0	0	0	0	0
19.3	Commercial Auto No-Fault (Personal Injury Protection)	0	0	0	0	0	0	0	0	0	0	0	0
19.4	Other Commercial Auto Liability	0	0	0	0	0	0	0	0	0	0	0	0
21.1	Private Passenger Auto Physical Damage	0	0	0	0	0	0	0	0	0	0	0	0
21.2	Commercial Auto Physical Damage	0	0	0	0	0	0	0	0	0	0	0	0
22.	Aircraft (all perils)	0	0	0	0	0	0	0	0	0	0	0	0
23.	Fidelity	0	0	0	0	0	0	0	0	0	0	0	0
24.	Surety	0	0	0	0	0	0	0	0	0	0	0	0
26.	Burglary and Theft	0	0	0	0	0	0	0	0	0	0	0	0
27.	Boiler and Machinery	606	1,473	0	543	0	0	0	0	0	0	107	0
28.	Credit	0	0	0	0	0	0	0	0	0	0	0	0
29.	International	0	0	0	0	0	0	0	0	0	0	0	0
30.	Warranty	0	0	0	0	0	0	0	0	0	0	0	0
31.	Reins nonproportional assumed property	XXX	XXX	XXX	XXX	XXX	XXX	XXX	XXX	XXX	XXX	XXX	XXX
32.	Reins nonproportional assumed liability	XXX	XXX	XXX	XXX	XXX	XXX	XXX	XXX	XXX	XXX	XXX	XXX
33.	Reins nonproportional assumed financial lines	XXX	XXX	XXX	XXX	XXX	XXX	XXX	XXX	XXX	XXX	XXX	XXX
34.	Aggregate Write-Ins for Other Lines of Business	0	0	0	0	0	0	0	0	0	0	0	0
35.	Total (a)	370,699	354,629	0	218,380	0	83,377	156,210	0	31,344	49,196	65,584	38
DETAILS OF WRITE-INS													
3401.	Collateral Protection	0	0	0	0	0	0	0	0	0	0	0	0
3402.	Involuntary Unemployment	0	0	0	0	0	0	0	0	0	0	0	0
3403.	Patent Risk	0	0	0	0	0	0	0	0	0	0	0	0
3498.	Summary of remaining write-ins for Line 34 from overflow page	0	0	0	0	0	0	0	0	0	0	0	0
3499.	Totals (Lines 3401 through 3403 plus 3498)(Line 34 above)	0	0	0	0	0	0	0	0	0	0	0	0

(a) Finance and service charges not included in Lines 1 to 35 \$ 0
(b) For health business on indicated lines report: Number of persons insured under PPO managed care products 0 and number of persons insured under indemnity only products 0



ANNUAL STATEMENT FOR THE YEAR 2024 OF THE GREAT AMERICAN RISK SOLUTIONS SURPLUS LINES INSURANCE COMPANY

EXHIBIT OF PREMIUMS AND LOSSES (Statutory Page 14)

NAIC Group Code 0084 BUSINESS IN THE STATE OF Ohio DURING THE YEAR 2024 NAIC Company Code 35351

Line of Business		Gross Premiums, Including Policy and Membership Fees, Less Return Premiums and Premiums on Policies not Taken		3	4	5	6	7	8	9	10	11	12
		1	2										
		Direct Premiums Written	Direct Premiums Earned	Dividends Paid or Credited to Policyholders on Direct Business	Direct Unearned Premium Reserves	Direct Losses Paid (deducting salvage)	Direct Losses Incurred	Direct Losses Unpaid	Direct Defense and Cost Containment Expense Paid	Direct Defense and Cost Containment Expense Incurred	Direct Defense and Cost Containment Expense Unpaid	Commissions and Brokerage Expenses	Taxes, Licenses and Fees
1.	Fire	0	0	0	0	0	(5,493)	2,255	0	(1,327)	587	0	0
2.1	Allied Lines	0	0	0	0	0	(895)	367	0	(216)	96	0	0
2.2	Multiple Peril Crop	0	0	0	0	0	0	0	0	0	0	0	0
2.3	Federal Flood	0	0	0	0	0	0	0	0	0	0	0	0
2.4	Private Crop	0	0	0	0	0	0	0	0	0	0	0	0
2.5	Private Flood	0	0	0	0	0	0	0	0	0	0	0	0
3.	Farmowners Multiple Peril	0	0	0	0	0	0	0	0	0	0	0	0
4.	Homeowners Multiple Peril	0	0	0	0	0	0	0	0	0	0	0	0
5.1	Commercial Multiple Peril (Non-Liability Portion)	774,391	1,078,909	0	398,917	63,975	(265,189)	310,739	5,800	(17,435)	73,195	137,658	1,537
5.2	Commercial Multiple Peril (Liability Portion)	0	0	0	0	0	0	0	0	0	0	0	0
6.	Mortgage Guaranty	0	0	0	0	0	0	0	0	0	0	0	0
8.	Ocean Marine	0	0	0	0	0	0	0	0	0	0	0	0
9.1	Inland Marine	0	0	0	0	0	0	0	0	0	0	0	0
9.2	Pet Insurance Plans	0	0	0	0	0	0	0	0	0	0	0	0
10.	Financial Guaranty	0	0	0	0	0	0	0	0	0	0	0	0
11.1	Medical Professional Liability - Occurrence	0	0	0	0	0	0	0	0	0	0	0	0
11.2	Medical Professional Liability - Claims-Made	0	0	0	0	0	0	0	0	0	0	0	0
12.	Earthquake	0	0	0	0	0	0	0	0	0	0	0	0
13.1	Comprehensive (hospital and medical) ind (b)	0	0	0	0	0	0	0	0	0	0	0	0
13.2	Comprehensive (hospital and medical) group (b)	0	0	0	0	0	0	0	0	0	0	0	0
14.	Credit A&H (Group and Individual)	0	0	0	0	0	0	0	0	0	0	0	0
15.1	Vision Only (b).....	0	0	0	0	0	0	0	0	0	0	0	0
15.2	Dental Only (b)	0	0	0	0	0	0	0	0	0	0	0	0
15.3	Disability Income (b)	0	0	0	0	0	0	0	0	0	0	0	0
15.4	Medicare Supplement (b)	0	0	0	0	0	0	0	0	0	0	0	0
15.5	Medicaid Title XIX (b)	0	0	0	0	0	0	0	0	0	0	0	0
15.6	Medicare Title XVIII (b).....	0	0	0	0	0	0	0	0	0	0	0	0
15.7	Long-Term Care (b)	0	0	0	0	0	0	0	0	0	0	0	0
15.8	Federal Employees Health Benefits Plan (b)	0	0	0	0	0	0	0	0	0	0	0	0
15.9	Other Health (b)	0	0	0	0	0	0	0	0	0	0	0	0
16.	Workers' Compensation	0	0	0	0	0	0	0	0	0	0	0	0
17.1	Other Liability - Occurrence	7,441,958	6,632,521	0	3,690,447	540,000	2,991,648	4,437,092	118,061	632,831	1,020,337	1,179,698	5,353
17.2	Other Liability - Claims-Made	2,878,508	2,701,782	0	311,415	795,000	1,399,398	3,247,431	168,932	235,315	733,169	503,891	2,409
17.3	Excess Workers' Compensation	0	0	0	0	0	0	0	0	0	0	0	0
18.1	Products Liability - Occurrence	3,944,243	3,168,488	0	2,328,120	17,200	1,228,426	1,318,835	8,921	717,119	778,480	663,153	2,477
18.2	Products Liability - Claims-Made	61,416	46,400	0	15,926	0	5,996	18,807	0	4,101	8,599	10,783	24
19.1	Private Passenger Auto No-Fault (Personal Injury Protection)	0	0	0	0	0	0	0	0	0	0	0	0
19.2	Other Private Passenger Auto Liability	0	0	0	0	0	0	0	0	0	0	0	0
19.3	Commercial Auto No-Fault (Personal Injury Protection)	0	0	0	0	0	0	0	0	0	0	0	0
19.4	Other Commercial Auto Liability	0	0	0	0	0	0	0	0	0	0	0	0
21.1	Private Passenger Auto Physical Damage	0	0	0	0	0	0	0	0	0	0	0	0
21.2	Commercial Auto Physical Damage	0	0	0	0	0	0	0	0	0	0	0	0
22.	Aircraft (all perils)	0	0	0	0	0	0	0	0	0	0	0	0
23.	Fidelity	0	0	0	0	0	0	0	0	0	0	0	0
24.	Surety	0	0	0	0	0	0	0	0	0	0	0	0
26.	Burglary and Theft	0	0	0	0	0	0	0	0	0	0	0	0
27.	Boiler and Machinery	11,045	14,798	0	5,016	0	0	0	0	0	0	1,948	19
28.	Credit	0	0	0	0	0	0	0	0	0	0	0	0
29.	International	0	0	0	0	0	0	0	0	0	0	0	0
30.	Warranty	0	0	0	0	0	0	0	0	0	0	0	0
31.	Reins nonproportional assumed property	XXX	XXX	XXX	XXX	XXX	XXX	XXX	XXX	XXX	XXX	XXX	XXX
32.	Reins nonproportional assumed liability	XXX	XXX	XXX	XXX	XXX	XXX	XXX	XXX	XXX	XXX	XXX	XXX
33.	Reins nonproportional assumed financial lines	XXX	XXX	XXX	XXX	XXX	XXX	XXX	XXX	XXX	XXX	XXX	XXX
34.	Aggregate Write-Ins for Other Lines of Business	0	0	0	0	0	0	0	0	0	0	0	0
35.	Total (a)	15,111,561	13,642,898	0	6,749,840	1,416,175	5,353,891	9,335,526	301,714	1,570,388	2,614,463	2,497,131	11,820
DETAILS OF WRITE-INS													
3401.	Collateral Protection	0	0	0	0	0	0	0	0	0	0	0	0
3402.	Involuntary Unemployment	0	0	0	0	0	0	0	0	0	0	0	0
3403.	Patent Risk	0	0	0	0	0	0	0	0	0	0	0	0
3498.	Summary of remaining write-ins for Line 34 from overflow page	0	0	0	0	0	0	0	0	0	0	0	0
3499.	Totals (Lines 3401 through 3403 plus 3498)(Line 34 above)	0	0	0	0	0	0	0	0	0	0	0	0

(a) Finance and service charges not included in Lines 1 to 35 \$ 0
(b) For health business on indicated lines report: Number of persons insured under PPO managed care products 0 and number of persons insured under indemnity only products 0



ANNUAL STATEMENT FOR THE YEAR 2024 OF THE GREAT AMERICAN RISK SOLUTIONS SURPLUS LINES INSURANCE COMPANY

EXHIBIT OF PREMIUMS AND LOSSES (Statutory Page 14)

NAIC Group Code 0084 BUSINESS IN THE STATE OF Oklahoma DURING THE YEAR 2024 NAIC Company Code 35351

Line of Business		Gross Premiums, Including Policy and Membership Fees, Less Return Premiums and Premiums on Policies not Taken		3	4	5	6	7	8	9	10	11	12
		1	2										
		Direct Premiums Written	Direct Premiums Earned	Dividends Paid or Credited to Policyholders on Direct Business	Direct Unearned Premium Reserves	Direct Losses Paid (deducting salvage)	Direct Losses Incurred	Direct Losses Unpaid	Direct Defense and Cost Containment Expense Paid	Direct Defense and Cost Containment Expense Incurred	Direct Defense and Cost Containment Expense Unpaid	Commissions and Brokerage Expenses	Taxes, Licenses and Fees
1.	Fire	0	0	0	0	0	14	17	0	0	0	0	0
2.1	Allied Lines	0	0	0	0	0	2	3	0	0	0	0	0
2.2	Multiple Peril Crop	0	0	0	0	0	0	0	0	0	0	0	0
2.3	Federal Flood	0	0	0	0	0	0	0	0	0	0	0	0
2.4	Private Crop	0	0	0	0	0	0	0	0	0	0	0	0
2.5	Private Flood	0	0	0	0	0	0	0	0	0	0	0	0
3.	Farmowners Multiple Peril	0	0	0	0	0	0	0	0	0	0	0	0
4.	Homeowners Multiple Peril	0	0	0	0	0	0	0	0	0	0	0	0
5.1	Commercial Multiple Peril (Non-Liability Portion)	56,358	25,940	0	30,418	0	2,986	9,498	0	1,232	2,323	9,920	1
5.2	Commercial Multiple Peril (Liability Portion)	0	0	0	0	0	0	0	0	0	0	0	0
6.	Mortgage Guaranty	0	0	0	0	0	0	0	0	0	0	0	0
8.	Ocean Marine	0	0	0	0	0	0	0	0	0	0	0	0
9.1	Inland Marine	0	0	0	0	0	0	0	0	0	0	0	0
9.2	Pet Insurance Plans	0	0	0	0	0	0	0	0	0	0	0	0
10.	Financial Guaranty	0	0	0	0	0	0	0	0	0	0	0	0
11.1	Medical Professional Liability - Occurrence	0	0	0	0	0	0	0	0	0	0	0	0
11.2	Medical Professional Liability - Claims-Made	0	0	0	0	0	0	0	0	0	0	0	0
12.	Earthquake	0	0	0	0	0	0	0	0	0	0	0	0
13.1	Comprehensive (hospital and medical) ind (b)	0	0	0	0	0	0	0	0	0	0	0	0
13.2	Comprehensive (hospital and medical) group (b)	0	0	0	0	0	0	0	0	0	0	0	0
14.	Credit A&H (Group and Individual)	0	0	0	0	0	0	0	0	0	0	0	0
15.1	Vision Only (b).....	0	0	0	0	0	0	0	0	0	0	0	0
15.2	Dental Only (b)	0	0	0	0	0	0	0	0	0	0	0	0
15.3	Disability Income (b)	0	0	0	0	0	0	0	0	0	0	0	0
15.4	Medicare Supplement (b)	0	0	0	0	0	0	0	0	0	0	0	0
15.5	Medicaid Title XIX (b)	0	0	0	0	0	0	0	0	0	0	0	0
15.6	Medicare Title XVIII (b).....	0	0	0	0	0	0	0	0	0	0	0	0
15.7	Long-Term Care (b)	0	0	0	0	0	0	0	0	0	0	0	0
15.8	Federal Employees Health Benefits Plan (b)	0	0	0	0	0	0	0	0	0	0	0	0
15.9	Other Health (b)	0	0	0	0	0	0	0	0	0	0	0	0
16.	Workers' Compensation	0	0	0	0	0	0	0	0	0	0	0	0
17.1	Other Liability - Occurrence	592,558	516,082	0	312,747	0	179,601	310,948	0	29,385	73,230	101,103	178
17.2	Other Liability - Claims-Made	2,356,341	2,186,025	0	813,123	281,250	880,524	2,228,026	31,571	98,437	563,067	376,988	731
17.3	Excess Workers' Compensation	0	0	0	0	0	0	0	0	0	0	0	0
18.1	Products Liability - Occurrence	310,479	324,637	0	87,973	0	99,313	111,656	0	65,804	71,583	54,824	94
18.2	Products Liability - Claims-Made	23,641	21,949	0	8,119	0	(10,757)	16,042	0	(2,350)	6,736	3,780	7
19.1	Private Passenger Auto No-Fault (Personal Injury Protection)	0	0	0	0	0	0	0	0	0	0	0	0
19.2	Other Private Passenger Auto Liability	0	0	0	0	0	0	0	0	0	0	0	0
19.3	Commercial Auto No-Fault (Personal Injury Protection)	0	0	0	0	0	0	0	0	0	0	0	0
19.4	Other Commercial Auto Liability	0	0	0	0	0	0	0	0	0	0	0	0
21.1	Private Passenger Auto Physical Damage	0	0	0	0	0	0	0	0	0	0	0	0
21.2	Commercial Auto Physical Damage	0	0	0	0	0	0	0	0	0	0	0	0
22.	Aircraft (all perils)	0	0	0	0	0	0	0	0	0	0	0	0
23.	Fidelity	0	0	0	0	0	0	0	0	0	0	0	0
24.	Surety	0	0	0	0	0	0	0	0	0	0	0	0
26.	Burglary and Theft	0	0	0	0	0	0	0	0	0	0	0	0
27.	Boiler and Machinery	0	0	0	0	0	0	0	0	0	0	0	0
28.	Credit	0	0	0	0	0	0	0	0	0	0	0	0
29.	International	0	0	0	0	0	0	0	0	0	0	0	0
30.	Warranty	0	0	0	0	0	0	0	0	0	0	0	0
31.	Reins nonproportional assumed property	XXX	XXX	XXX	XXX	XXX	XXX	XXX	XXX	XXX	XXX	XXX	XXX
32.	Reins nonproportional assumed liability	XXX	XXX	XXX	XXX	XXX	XXX	XXX	XXX	XXX	XXX	XXX	XXX
33.	Reins nonproportional assumed financial lines	XXX	XXX	XXX	XXX	XXX	XXX	XXX	XXX	XXX	XXX	XXX	XXX
34.	Aggregate Write-Ins for Other Lines of Business	0	0	0	0	0	0	0	0	0	0	0	0
35.	Total (a)	3,339,377	3,074,633	0	1,252,379	281,250	1,151,683	2,676,190	31,571	192,508	716,919	546,614	1,011
DETAILS OF WRITE-INS													
3401.	Collateral Protection	0	0	0	0	0	0	0	0	0	0	0	0
3402.	Involuntary Unemployment	0	0	0	0	0	0	0	0	0	0	0	0
3403.	Patent Risk	0	0	0	0	0	0	0	0	0	0	0	0
3498.	Summary of remaining write-ins for Line 34 from overflow page	0	0	0	0	0	0	0	0	0	0	0	0
3499.	Totals (Lines 3401 through 3403 plus 3498)(Line 34 above)	0	0	0	0	0	0	0	0	0	0	0	0

(a) Finance and service charges not included in Lines 1 to 35 \$ 0
(b) For health business on indicated lines report: Number of persons insured under PPO managed care products 0 and number of persons insured under indemnity only products 0



ANNUAL STATEMENT FOR THE YEAR 2024 OF THE GREAT AMERICAN RISK SOLUTIONS SURPLUS LINES INSURANCE COMPANY

EXHIBIT OF PREMIUMS AND LOSSES (Statutory Page 14)

NAIC Group Code 0084

BUSINESS IN THE STATE OF Oregon

DURING THE YEAR 2024

NAIC Company Code 35351

		Gross Premiums, Including Policy and Membership Fees, Less Return Premiums and Premiums on Policies not Taken		3	4	5	6	7	8	9	10	11	12
Line of Business		1 Direct Premiums Written	2 Direct Premiums Earned	Dividends Paid or Credited to Policyholders on Direct Business	Direct Unearned Premium Reserves	Direct Losses Paid (deducting salvage)	Direct Losses Incurred	Direct Losses Unpaid	Direct Defense and Cost Containment Expense Paid	Direct Defense and Cost Containment Expense Incurred	Direct Defense and Cost Containment Expense Unpaid	Commissions and Brokerage Expenses	Taxes, Licenses and Fees
1.	Fire	0	0	0	0	0	(183)	98	0	(41)	23	0	0
2.1	Allied Lines	0	0	0	0	0	(30)	16	0	(7)	4	0	0
2.2	Multiple Peril Crop	0	0	0	0	0	0	0	0	0	0	0	0
2.3	Federal Flood	0	0	0	0	0	0	0	0	0	0	0	0
2.4	Private Crop	0	0	0	0	0	0	0	0	0	0	0	0
2.5	Private Flood	0	0	0	0	0	0	0	0	0	0	0	0
3.	Farmowners Multiple Peril	0	0	0	0	0	0	0	0	0	0	0	0
4.	Homeowners Multiple Peril	0	0	0	0	0	0	0	0	0	0	0	0
5.1	Commercial Multiple Peril (Non-Liability Portion)	1,576,729	1,696,066	0	842,124	199,755	(94,155)	450,114	7,454	47,302	106,373	280,340	131
5.2	Commercial Multiple Peril (Liability Portion)	0	0	0	0	0	0	0	0	0	0	0	0
6.	Mortgage Guaranty	0	0	0	0	0	0	0	0	0	0	0	0
8.	Ocean Marine	0	0	0	0	0	0	0	0	0	0	0	0
9.1	Inland Marine	0	0	0	0	0	0	0	0	0	0	0	0
9.2	Pet Insurance Plans	0	0	0	0	0	0	0	0	0	0	0	0
10.	Financial Guaranty	0	0	0	0	0	0	0	0	0	0	0	0
11.1	Medical Professional Liability - Occurrence	0	0	0	0	0	0	0	0	0	0	0	0
11.2	Medical Professional Liability - Claims-Made	0	0	0	0	0	0	0	0	0	0	0	0
12.	Earthquake	0	0	0	0	0	0	0	0	0	0	0	0
13.1	Comprehensive (hospital and medical) ind (b)	0	0	0	0	0	0	0	0	0	0	0	0
13.2	Comprehensive (hospital and medical) group (b)	0	0	0	0	0	0	0	0	0	0	0	0
14.	Credit A&H (Group and Individual)	0	0	0	0	0	0	0	0	0	0	0	0
15.1	Vision Only (b).....	0	0	0	0	0	0	0	0	0	0	0	0
15.2	Dental Only (b)	0	0	0	0	0	0	0	0	0	0	0	0
15.3	Disability Income (b)	0	0	0	0	0	0	0	0	0	0	0	0
15.4	Medicare Supplement (b)	0	0	0	0	0	0	0	0	0	0	0	0
15.5	Medicaid Title XIX (b)	0	0	0	0	0	0	0	0	0	0	0	0
15.6	Medicare Title XVIII (b).....	0	0	0	0	0	0	0	0	0	0	0	0
15.7	Long-Term Care (b)	0	0	0	0	0	0	0	0	0	0	0	0
15.8	Federal Employees Health Benefits Plan (b)	0	0	0	0	0	0	0	0	0	0	0	0
15.9	Other Health (b)	0	0	0	0	0	0	0	0	0	0	0	0
16.	Workers' Compensation	0	0	0	0	0	0	0	0	0	0	0	0
17.1	Other Liability - Occurrence	2,113,123	1,870,815	0	870,836	836,302	1,074,041	0	0	180,891	250,805	351,793	101
17.2	Other Liability - Claims-Made	186,124	172,929	0	129,583	1,137	166,419	0	0	1,860	57,006	32,804	34
17.3	Excess Workers' Compensation	0	0	0	0	0	0	0	0	0	0	0	0
18.1	Products Liability - Occurrence	1,875,189	1,527,977	0	724,404	515,558	545,669	23,314	0	340,910	336,164	331,333	73
18.2	Products Liability - Claims-Made	48,438	28,502	0	19,936	7,851	7,851	0	0	5,176	5,176	8,520	1
19.1	Private Passenger Auto No-Fault (Personal Injury Protection)	0	0	0	0	0	0	0	0	0	0	0	0
19.2	Other Private Passenger Auto Liability	0	0	0	0	0	0	0	0	0	0	0	0
19.3	Commercial Auto No-Fault (Personal Injury Protection)	0	0	0	0	0	0	0	0	0	0	0	0
19.4	Other Commercial Auto Liability	0	0	0	0	0	0	0	0	0	0	0	0
21.1	Private Passenger Auto Physical Damage	0	0	0	0	0	0	0	0	0	0	0	0
21.2	Commercial Auto Physical Damage	0	0	0	0	0	0	0	0	0	0	0	0
22.	Aircraft (all perils)	0	0	0	0	0	0	0	0	0	0	0	0
23.	Fidelity	0	0	0	0	0	0	0	0	0	0	0	0
24.	Surety	0	0	0	0	0	0	0	0	0	0	0	0
26.	Burglary and Theft	0	0	0	0	0	0	0	0	0	0	0	0
27.	Boiler and Machinery	29,571	27,051	0	16,673	0	0	0	0	0	0	5,251	2
28.	Credit	0	0	0	0	0	0	0	0	0	0	0	0
29.	International	0	0	0	0	0	0	0	0	0	0	0	0
30.	Warranty	0	0	0	0	0	0	0	0	0	0	0	0
31.	Reins nonproportional assumed property	XXX	XXX	XXX	XXX	XXX	XXX	XXX	XXX	XXX	XXX	XXX	XXX
32.	Reins nonproportional assumed liability	XXX	XXX	XXX	XXX	XXX	XXX	XXX	XXX	XXX	XXX	XXX	XXX
33.	Reins nonproportional assumed financial lines	XXX	XXX	XXX	XXX	XXX	XXX	XXX	XXX	XXX	XXX	XXX	XXX
34.	Aggregate Write-Ins for Other Lines of Business	0	0	0	0	0	0	0	0	0	0	0	0
35.	Total (a)	5,829,174	5,323,339	0	2,603,556	199,755	1,266,479	2,244,208	30,769	576,090	755,550	1,010,040	341
DETAILS OF WRITE-INS													
3401.	Collateral Protection	0	0	0	0	0	0	0	0	0	0	0	0
3402.	Involuntary Unemployment	0	0	0	0	0	0	0	0	0	0	0	0
3403.	Patent Risk	0	0	0	0	0	0	0	0	0	0	0	0
3498.	Summary of remaining write-ins for Line 34 from overflow page	0	0	0	0	0	0	0	0	0	0	0	0
3499.	Totals (Lines 3401 through 3403 plus 3498)(Line 34 above)	0	0	0	0	0	0	0	0	0	0	0	0

(a) Finance and service charges not included in Lines 1 to 35 \$0
(b) For health business on indicated lines report: Number of persons insured under PPO managed care products0 and number of persons insured under indemnity only products0 .



ANNUAL STATEMENT FOR THE YEAR 2024 OF THE GREAT AMERICAN RISK SOLUTIONS SURPLUS LINES INSURANCE COMPANY

EXHIBIT OF PREMIUMS AND LOSSES (Statutory Page 14)

NAIC Group Code 0084

BUSINESS IN THE STATE OF Pennsylvania

DURING THE YEAR 2024

NAIC Company Code 35351

Line of Business		Gross Premiums, Including Policy and Membership Fees, Less Return Premiums and Premiums on Policies not Taken		3	4	5	6	7	8	9	10	11	12
		1	2										
		Direct Premiums Written	Direct Premiums Earned	Dividends Paid or Credited to Policyholders on Direct Business	Direct Unearned Premium Reserves	Direct Losses Paid (deducting salvage)	Direct Losses Incurred	Direct Losses Unpaid	Direct Defense and Cost Containment Expense Paid	Direct Defense and Cost Containment Expense Incurred	Direct Defense and Cost Containment Expense Unpaid	Commissions and Brokerage Expenses	Taxes, Licenses and Fees
1.	Fire	0	0	0	0	0	(319)	167	0	(62)	50	0	0
2.1	Allied Lines	0	0	0	0	0	(58)	29	0	(12)	8	0	0
2.2	Multiple Peril Crop	0	0	0	0	0	0	0	0	0	0	0	0
2.3	Federal Flood	0	0	0	0	0	0	0	0	0	0	0	0
2.4	Private Crop	0	0	0	0	0	0	0	0	0	0	0	0
2.5	Private Flood	0	0	0	0	0	0	0	0	0	0	0	0
3.	Farmowners Multiple Peril	0	0	0	0	0	0	0	0	0	0	0	0
4.	Homeowners Multiple Peril	0	0	0	0	0	0	0	0	0	0	0	0
5.1	Commercial Multiple Peril (Non-Liability Portion)	1,649,847	1,593,530	0	612,946	0	181,923	421,106	0	53,374	99,691	292,180	86
5.2	Commercial Multiple Peril (Liability Portion)	0	0	0	0	0	0	0	0	0	0	0	0
6.	Mortgage Guaranty	0	0	0	0	0	0	0	0	0	0	0	0
8.	Ocean Marine	0	0	0	0	0	0	0	0	0	0	0	0
9.1	Inland Marine	0	0	0	0	0	0	0	0	0	0	0	0
9.2	Pet Insurance Plans	0	0	0	0	0	0	0	0	0	0	0	0
10.	Financial Guaranty	0	0	0	0	0	0	0	0	0	0	0	0
11.1	Medical Professional Liability - Occurrence	0	0	0	0	0	0	0	0	0	0	0	0
11.2	Medical Professional Liability - Claims-Made	0	0	0	0	0	0	0	0	0	0	0	0
12.	Earthquake	0	0	0	0	0	0	0	0	0	0	0	0
13.1	Comprehensive (hospital and medical) ind (b)	0	0	0	0	0	0	0	0	0	0	0	0
13.2	Comprehensive (hospital and medical) group (b)	0	0	0	0	0	0	0	0	0	0	0	0
14.	Credit A&H (Group and Individual)	0	0	0	0	0	0	0	0	0	0	0	0
15.1	Vision Only (b).....	0	0	0	0	0	0	0	0	0	0	0	0
15.2	Dental Only (b)	0	0	0	0	0	0	0	0	0	0	0	0
15.3	Disability Income (b)	0	0	0	0	0	0	0	0	0	0	0	0
15.4	Medicare Supplement (b)	0	0	0	0	0	0	0	0	0	0	0	0
15.5	Medicaid Title XIX (b)	0	0	0	0	0	0	0	0	0	0	0	0
15.6	Medicare Title XVIII (b).....	0	0	0	0	0	0	0	0	0	0	0	0
15.7	Long-Term Care (b)	0	0	0	0	0	0	0	0	0	0	0	0
15.8	Federal Employees Health Benefits Plan (b)	0	0	0	0	0	0	0	0	0	0	0	0
15.9	Other Health (b)	0	0	0	0	0	0	0	0	0	0	0	0
16.	Workers' Compensation	0	0	0	0	0	0	0	0	0	0	0	0
17.1	Other Liability - Occurrence	4,764,880	3,721,324	0	1,774,322	1,569,893	2,128,794	4,163,179	103,925	211,613	1,006,329	770,131	187
17.2	Other Liability - Claims-Made	509,945	422,687	0	288,774	322,500	(321,844)	2,021,482	213,818	(6,652)	401,903	75,289	40
17.3	Excess Workers' Compensation	0	0	0	0	0	0	0	0	0	0	0	0
18.1	Products Liability - Occurrence	3,070,613	2,263,335	0	1,303,038	1,130,510	1,501,301	1,685,553	127,698	561,918	549,119	530,452	112
18.2	Products Liability - Claims-Made	618,011	616,708	0	405,074	0	223,048	271,090	0	87,478	107,111	68,890	34
19.1	Private Passenger Auto No-Fault (Personal Injury Protection)	0	0	0	0	0	0	0	0	0	0	0	0
19.2	Other Private Passenger Auto Liability	0	0	0	0	0	0	0	0	0	0	0	0
19.3	Commercial Auto No-Fault (Personal Injury Protection)	0	0	0	0	0	0	0	0	0	0	0	0
19.4	Other Commercial Auto Liability	0	0	0	0	0	0	0	0	0	0	0	0
21.1	Private Passenger Auto Physical Damage	0	0	0	0	0	0	0	0	0	0	0	0
21.2	Commercial Auto Physical Damage	0	0	0	0	0	0	0	0	0	0	0	0
22.	Aircraft (all perils)	0	0	0	0	0	0	0	0	0	0	0	0
23.	Fidelity	0	0	0	0	0	0	0	0	0	0	0	0
24.	Surety	0	0	0	0	0	0	0	0	0	0	0	0
26.	Burglary and Theft	0	0	0	0	0	0	0	0	0	0	0	0
27.	Boiler and Machinery	10,462	9,352	0	4,984	0	0	0	0	0	0	1,834	1
28.	Credit	0	0	0	0	0	0	0	0	0	0	0	0
29.	International	0	0	0	0	0	0	0	0	0	0	0	0
30.	Warranty	0	0	0	0	0	0	0	0	0	0	0	0
31.	Reins nonproportional assumed property	XXX	XXX	XXX	XXX	XXX	XXX	XXX	XXX	XXX	XXX	XXX	XXX
32.	Reins nonproportional assumed liability	XXX	XXX	XXX	XXX	XXX	XXX	XXX	XXX	XXX	XXX	XXX	XXX
33.	Reins nonproportional assumed financial lines	XXX	XXX	XXX	XXX	XXX	XXX	XXX	XXX	XXX	XXX	XXX	XXX
34.	Aggregate Write-Ins for Other Lines of Business	0	0	0	0	0	0	0	0	0	0	0	0
35.	Total (a)	10,623,758	8,626,937	0	4,389,138	3,022,902	3,712,844	8,562,607	445,441	907,657	2,164,211	1,738,775	459
DETAILS OF WRITE-INS													
3401.	Collateral Protection	0	0	0	0	0	0	0	0	0	0	0	0
3402.	Involuntary Unemployment	0	0	0	0	0	0	0	0	0	0	0	0
3403.	Patent Risk	0	0	0	0	0	0	0	0	0	0	0	0
3498.	Summary of remaining write-ins for Line 34 from overflow page	0	0	0	0	0	0	0	0	0	0	0	0
3499.	Totals (Lines 3401 through 3403 plus 3498)(Line 34 above)	0	0	0	0	0	0	0	0	0	0	0	0

(a) Finance and service charges not included in Lines 1 to 35 \$0
(b) For health business on indicated lines report: Number of persons insured under PPO managed care products0 and number of persons insured under indemnity only products0 .



ANNUAL STATEMENT FOR THE YEAR 2024 OF THE GREAT AMERICAN RISK SOLUTIONS SURPLUS LINES INSURANCE COMPANY

EXHIBIT OF PREMIUMS AND LOSSES (Statutory Page 14)

NAIC Group Code 0084 BUSINESS IN THE STATE OF Rhode Island DURING THE YEAR 2024 NAIC Company Code 35351

Line of Business		Gross Premiums, Including Policy and Membership Fees, Less Return Premiums and Premiums on Policies not Taken		3	4	5	6	7	8	9	10	11	12
		1	2										
		Direct Premiums Written	Direct Premiums Earned	Dividends Paid or Credited to Policyholders on Direct Business	Direct Unearned Premium Reserves	Direct Losses Paid (deducting salvage)	Direct Losses Incurred	Direct Losses Unpaid	Direct Defense and Cost Containment Expense Paid	Direct Defense and Cost Containment Expense Incurred	Direct Defense and Cost Containment Expense Unpaid	Commissions and Brokerage Expenses	Taxes, Licenses and Fees
1.	Fire	(4,411)	4,190	0	0	0	671	1,061	0	159	256	(769)	1
2.1	Allied Lines	(718)	682	0	0	0	(392)	365	0	(100)	90	(126)	0
2.2	Multiple Peril Crop	0	0	0	0	0	0	0	0	0	0	0	0
2.3	Federal Flood	0	0	0	0	0	0	0	0	0	0	0	0
2.4	Private Crop	0	0	0	0	0	0	0	0	0	0	0	0
2.5	Private Flood	0	0	0	0	0	0	0	0	0	0	0	0
3.	Farmowners Multiple Peril	0	0	0	0	0	0	0	0	0	0	0	0
4.	Homeowners Multiple Peril	0	0	0	0	0	0	0	0	0	0	0	0
5.1	Commercial Multiple Peril (Non-Liability Portion)	64,944	53,225	0	33,978	14,773	15,610	20,489	0	683	4,924	11,455	7
5.2	Commercial Multiple Peril (Liability Portion)	0	0	0	0	0	0	0	0	0	0	0	0
6.	Mortgage Guaranty	0	0	0	0	0	0	0	0	0	0	0	0
8.	Ocean Marine	0	0	0	0	0	0	0	0	0	0	0	0
9.1	Inland Marine	0	0	0	0	0	0	0	0	0	0	0	0
9.2	Pet Insurance Plans	0	0	0	0	0	0	0	0	0	0	0	0
10.	Financial Guaranty	0	0	0	0	0	0	0	0	0	0	0	0
11.1	Medical Professional Liability - Occurrence	0	0	0	0	0	0	0	0	0	0	0	0
11.2	Medical Professional Liability - Claims-Made	0	0	0	0	0	0	0	0	0	0	0	0
12.	Earthquake	0	0	0	0	0	0	0	0	0	0	0	0
13.1	Comprehensive (hospital and medical) ind (b)	0	0	0	0	0	0	0	0	0	0	0	0
13.2	Comprehensive (hospital and medical) group (b)	0	0	0	0	0	0	0	0	0	0	0	0
14.	Credit A&H (Group and Individual)	0	0	0	0	0	0	0	0	0	0	0	0
15.1	Vision Only (b)	0	0	0	0	0	0	0	0	0	0	0	0
15.2	Dental Only (b)	0	0	0	0	0	0	0	0	0	0	0	0
15.3	Disability Income (b)	0	0	0	0	0	0	0	0	0	0	0	0
15.4	Medicare Supplement (b)	0	0	0	0	0	0	0	0	0	0	0	0
15.5	Medicaid Title XIX (b)	0	0	0	0	0	0	0	0	0	0	0	0
15.6	Medicare Title XVIII (b)	0	0	0	0	0	0	0	0	0	0	0	0
15.7	Long-Term Care (b)	0	0	0	0	0	0	0	0	0	0	0	0
15.8	Federal Employees Health Benefits Plan (b)	0	0	0	0	0	0	0	0	0	0	0	0
15.9	Other Health (b)	0	0	0	0	0	0	0	0	0	0	0	0
16.	Workers' Compensation	0	0	0	0	0	0	0	0	0	0	0	0
17.1	Other Liability - Occurrence	892,950	621,444	0	331,038	125,000	327,419	394,925	10,133	14,832	78,112	157,435	68
17.2	Other Liability - Claims-Made	707,159	686,477	0	80,883	0	49,620	399,477	0	23,868	145,864	91,318	140
17.3	Excess Workers' Compensation	0	0	0	0	0	0	0	0	0	0	0	0
18.1	Products Liability - Occurrence	358,470	271,129	0	159,366	0	80,788	89,497	0	53,889	58,883	63,176	30
18.2	Products Liability - Claims-Made	(1,201)	9,654	0	406	0	1,563	4,206	0	786	2,096	(403)	4
19.1	Private Passenger Auto No-Fault (Personal Injury Protection)	0	0	0	0	0	0	0	0	0	0	0	0
19.2	Other Private Passenger Auto Liability	0	0	0	0	0	0	0	0	0	0	0	0
19.3	Commercial Auto No-Fault (Personal Injury Protection)	0	0	0	0	0	0	0	0	0	0	0	0
19.4	Other Commercial Auto Liability	0	0	0	0	0	0	0	0	0	0	0	0
21.1	Private Passenger Auto Physical Damage	0	0	0	0	0	0	0	0	0	0	0	0
21.2	Commercial Auto Physical Damage	0	0	0	0	0	0	0	0	0	0	0	0
22.	Aircraft (all perils)	0	0	0	0	0	0	0	0	0	0	0	0
23.	Fidelity	0	0	0	0	0	0	0	0	0	0	0	0
24.	Surety	0	0	0	0	0	0	0	0	0	0	0	0
26.	Burglary and Theft	0	0	0	0	0	0	0	0	0	0	0	0
27.	Boiler and Machinery	996	645	0	351	0	0	0	0	0	0	176	0
28.	Credit	0	0	0	0	0	0	0	0	0	0	0	0
29.	International	0	0	0	0	0	0	0	0	0	0	0	0
30.	Warranty	0	0	0	0	0	0	0	0	0	0	0	0
31.	Reins nonproportional assumed property	XXX	XXX	XXX	XXX	XXX	XXX	XXX	XXX	XXX	XXX	XXX	XXX
32.	Reins nonproportional assumed liability	XXX	XXX	XXX	XXX	XXX	XXX	XXX	XXX	XXX	XXX	XXX	XXX
33.	Reins nonproportional assumed financial lines	XXX	XXX	XXX	XXX	XXX	XXX	XXX	XXX	XXX	XXX	XXX	XXX
34.	Aggregate Write-Ins for Other Lines of Business	0	0	0	0	0	0	0	0	0	0	0	0
35.	Total (a)	2,018,189	1,647,445	0	606,022	139,773	475,278	910,019	10,133	94,116	290,225	322,262	250
DETAILS OF WRITE-INS													
3401.	Collateral Protection	0	0	0	0	0	0	0	0	0	0	0	0
3402.	Involuntary Unemployment	0	0	0	0	0	0	0	0	0	0	0	0
3403.	Patent Risk	0	0	0	0	0	0	0	0	0	0	0	0
3498.	Summary of remaining write-ins for Line 34 from overflow page	0	0	0	0	0	0	0	0	0	0	0	0
3499.	Totals (Lines 3401 through 3403 plus 3498)(Line 34 above)	0	0	0	0	0	0	0	0	0	0	0	0

(a) Finance and service charges not included in Lines 1 to 35 \$ 0
(b) For health business on indicated lines report: Number of persons insured under PPO managed care products 0 and number of persons insured under indemnity only products 0



ANNUAL STATEMENT FOR THE YEAR 2024 OF THE GREAT AMERICAN RISK SOLUTIONS SURPLUS LINES INSURANCE COMPANY

EXHIBIT OF PREMIUMS AND LOSSES (Statutory Page 14)

NAIC Group Code 0084 BUSINESS IN THE STATE OF South Carolina DURING THE YEAR 2024 NAIC Company Code 35351

Line of Business	Gross Premiums, Including Policy and Membership Fees, Less Return Premiums and Premiums on Policies not Taken		3	4	5	6	7	8	9	10	11	12
	1	2										
	Direct Premiums Written	Direct Premiums Earned	Dividends Paid or Credited to Policyholders on Direct Business	Direct Unearned Premium Reserves	Direct Losses Paid (deducting salvage)	Direct Losses Incurred	Direct Losses Unpaid	Direct Defense and Cost Containment Expense Paid	Direct Defense and Cost Containment Expense Incurred	Direct Defense and Cost Containment Expense Unpaid	Commissions and Brokerage Expenses	Taxes, Licenses and Fees
1. Fire	0	0	0	0	0	(5,440)	2,233	0	(1,355)	556	0	0
2.1 Allied Lines	0	0	0	0	0	(885)	363	0	(220)	91	0	0
2.2 Multiple Peril Crop	0	0	0	0	0	0	0	0	0	0	0	0
2.3 Federal Flood	0	0	0	0	0	0	0	0	0	0	0	0
2.4 Private Crop	0	0	0	0	0	0	0	0	0	0	0	0
2.5 Private Flood	0	0	0	0	0	0	0	0	0	0	0	0
3. Farmowners Multiple Peril	0	0	0	0	0	0	0	0	0	0	0	0
4. Homeowners Multiple Peril	0	0	0	0	0	0	0	0	0	0	0	0
5.1 Commercial Multiple Peril (Non-Liability Portion)	512,169	584,558	0	272,840	0	12,023	173,823	0	8,396	40,459	90,877	40
5.2 Commercial Multiple Peril (Liability Portion)	0	0	0	0	0	0	0	0	0	0	0	0
6. Mortgage Guaranty	0	0	0	0	0	0	0	0	0	0	0	0
8. Ocean Marine	0	0	0	0	0	0	0	0	0	0	0	0
9.1 Inland Marine	0	0	0	0	0	0	0	0	0	0	0	0
9.2 Pet Insurance Plans	0	0	0	0	0	0	0	0	0	0	0	0
10. Financial Guaranty	0	0	0	0	0	0	0	0	0	0	0	0
11.1 Medical Professional Liability - Occurrence	0	0	0	0	0	0	0	0	0	0	0	0
11.2 Medical Professional Liability - Claims-Made	0	0	0	0	0	0	0	0	0	0	0	0
12. Earthquake	0	0	0	0	0	0	0	0	0	0	0	0
13.1 Comprehensive (hospital and medical) ind (b)	0	0	0	0	0	0	0	0	0	0	0	0
13.2 Comprehensive (hospital and medical) group (b)	0	0	0	0	0	0	0	0	0	0	0	0
14. Credit A&H (Group and Individual)	0	0	0	0	0	0	0	0	0	0	0	0
15.1 Vision Only (b)	0	0	0	0	0	0	0	0	0	0	0	0
15.2 Dental Only (b)	0	0	0	0	0	0	0	0	0	0	0	0
15.3 Disability Income (b)	0	0	0	0	0	0	0	0	0	0	0	0
15.4 Medicare Supplement (b)	0	0	0	0	0	0	0	0	0	0	0	0
15.5 Medicaid Title XIX (b)	0	0	0	0	0	0	0	0	0	0	0	0
15.6 Medicare Title XVIII (b)	0	0	0	0	0	0	0	0	0	0	0	0
15.7 Long-Term Care (b)	0	0	0	0	0	0	0	0	0	0	0	0
15.8 Federal Employees Health Benefits Plan (b)	0	0	0	0	0	0	0	0	0	0	0	0
15.9 Other Health (b)	0	0	0	0	0	0	0	0	0	0	0	0
16. Workers' Compensation	0	0	0	0	0	0	0	0	0	0	0	0
17.1 Other Liability - Occurrence	1,963,481	1,679,822	0	1,251,553	921,773	662,807	1,018,196	130,762	(119,668)	276,789	348,584	115
17.2 Other Liability - Claims-Made	560,762	470,557	0	199,002	0	79,583	334,260	0	17,019	103,295	94,888	49
17.3 Excess Workers' Compensation	0	0	0	0	0	0	0	0	0	0	0	0
18.1 Products Liability - Occurrence	1,750,174	1,566,808	0	1,000,308	0	517,622	604,944	6,318	358,353	407,837	290,143	115
18.2 Products Liability - Claims-Made	210,865	192,539	0	18,544	0	76,298	79,572	0	24,218	25,330	37,309	10
19.1 Private Passenger Auto No-Fault (Personal Injury Protection)	0	0	0	0	0	0	0	0	0	0	0	0
19.2 Other Private Passenger Auto Liability	0	0	0	0	0	0	0	0	0	0	0	0
19.3 Commercial Auto No-Fault (Personal Injury Protection)	0	0	0	0	0	0	0	0	0	0	0	0
19.4 Other Commercial Auto Liability	0	0	0	0	0	0	0	0	0	0	0	0
21.1 Private Passenger Auto Physical Damage	0	0	0	0	0	0	0	0	0	0	0	0
21.2 Commercial Auto Physical Damage	0	0	0	0	0	0	0	0	0	0	0	0
22. Aircraft (all perils)	0	0	0	0	0	0	0	0	0	0	0	0
23. Fidelity	0	0	0	0	0	0	0	0	0	0	0	0
24. Surety	0	0	0	0	0	0	0	0	0	0	0	0
26. Burglary and Theft	0	0	0	0	0	0	0	0	0	0	0	0
27. Boiler and Machinery	9,920	10,637	0	5,063	0	0	0	0	0	0	1,756	1
28. Credit	0	0	0	0	0	0	0	0	0	0	0	0
29. International	0	0	0	0	0	0	0	0	0	0	0	0
30. Warranty	0	0	0	0	0	0	0	0	0	0	0	0
31. Reins nonproportional assumed property	XXX	XXX	XXX	XXX	XXX	XXX	XXX	XXX	XXX	XXX	XXX	XXX
32. Reins nonproportional assumed liability	XXX	XXX	XXX	XXX	XXX	XXX	XXX	XXX	XXX	XXX	XXX	XXX
33. Reins nonproportional assumed financial lines	XXX	XXX	XXX	XXX	XXX	XXX	XXX	XXX	XXX	XXX	XXX	XXX
34. Aggregate Write-Ins for Other Lines of Business	0	0	0	0	0	0	0	0	0	0	0	0
35. Total (a)	5,007,371	4,504,921	0	2,747,309	921,773	1,342,009	2,213,391	137,080	286,743	854,357	863,557	330
DETAILS OF WRITE-INS												
3401. Collateral Protection	0	0	0	0	0	0	0	0	0	0	0	0
3402. Involuntary Unemployment	0	0	0	0	0	0	0	0	0	0	0	0
3403. Patent Risk	0	0	0	0	0	0	0	0	0	0	0	0
3498. Summary of remaining write-ins for Line 34 from overflow page	0	0	0	0	0	0	0	0	0	0	0	0
3499. Totals (Lines 3401 through 3403 plus 3498)(Line 34 above)	0	0	0	0	0	0	0	0	0	0	0	0

(a) Finance and service charges not included in Lines 1 to 35 \$ 0
(b) For health business on indicated lines report: Number of persons insured under PPO managed care products 0 and number of persons insured under indemnity only products 0



ANNUAL STATEMENT FOR THE YEAR 2024 OF THE GREAT AMERICAN RISK SOLUTIONS SURPLUS LINES INSURANCE COMPANY

EXHIBIT OF PREMIUMS AND LOSSES (Statutory Page 14)

NAIC Group Code 0084 BUSINESS IN THE STATE OF South Dakota DURING THE YEAR 2024 NAIC Company Code 35351

Line of Business		Gross Premiums, Including Policy and Membership Fees, Less Return Premiums and Premiums on Policies not Taken		3	4	5	6	7	8	9	10	11	12
		1	2										
		Direct Premiums Written	Direct Premiums Earned	Dividends Paid or Credited to Policyholders on Direct Business	Direct Unearned Premium Reserves	Direct Losses Paid (deducting salvage)	Direct Losses Incurred	Direct Losses Unpaid	Direct Defense and Cost Containment Expense Paid	Direct Defense and Cost Containment Expense Incurred	Direct Defense and Cost Containment Expense Unpaid	Commissions and Brokerage Expenses	Taxes, Licenses and Fees
1.	Fire	0	0	0	0	0	(194)	82	0	(57)	10	0	0
2.1	Allied Lines	0	0	0	0	0	(32)	13	0	(9)	2	0	0
2.2	Multiple Peril Crop	0	0	0	0	0	0	0	0	0	0	0	0
2.3	Federal Flood	0	0	0	0	0	0	0	0	0	0	0	0
2.4	Private Crop	0	0	0	0	0	0	0	0	0	0	0	0
2.5	Private Flood	0	0	0	0	0	0	0	0	0	0	0	0
3.	Farmowners Multiple Peril	0	0	0	0	0	0	0	0	0	0	0	0
4.	Homeowners Multiple Peril	0	0	0	0	0	0	0	0	0	0	0	0
5.1	Commercial Multiple Peril (Non-Liability Portion)	0	0	0	0	0	(10,693)	3,925	0	(1,965)	835	3	0
5.2	Commercial Multiple Peril (Liability Portion)	0	0	0	0	0	0	0	0	0	0	0	0
6.	Mortgage Guaranty	0	0	0	0	0	0	0	0	0	0	0	0
8.	Ocean Marine	0	0	0	0	0	0	0	0	0	0	0	0
9.1	Inland Marine	0	0	0	0	0	0	0	0	0	0	0	0
9.2	Pet Insurance Plans	0	0	0	0	0	0	0	0	0	0	0	0
10.	Financial Guaranty	0	0	0	0	0	0	0	0	0	0	0	0
11.1	Medical Professional Liability - Occurrence	0	0	0	0	0	0	0	0	0	0	0	0
11.2	Medical Professional Liability - Claims-Made	0	0	0	0	0	0	0	0	0	0	0	0
12.	Earthquake	0	0	0	0	0	0	0	0	0	0	0	0
13.1	Comprehensive (hospital and medical) ind (b)	0	0	0	0	0	0	0	0	0	0	0	0
13.2	Comprehensive (hospital and medical) group (b)	0	0	0	0	0	0	0	0	0	0	0	0
14.	Credit A&H (Group and Individual)	0	0	0	0	0	0	0	0	0	0	0	0
15.1	Vision Only (b).....	0	0	0	0	0	0	0	0	0	0	0	0
15.2	Dental Only (b)	0	0	0	0	0	0	0	0	0	0	0	0
15.3	Disability Income (b)	0	0	0	0	0	0	0	0	0	0	0	0
15.4	Medicare Supplement (b)	0	0	0	0	0	0	0	0	0	0	0	0
15.5	Medicaid Title XIX (b)	0	0	0	0	0	0	0	0	0	0	0	0
15.6	Medicare Title XVIII (b).....	0	0	0	0	0	0	0	0	0	0	0	0
15.7	Long-Term Care (b)	0	0	0	0	0	0	0	0	0	0	0	0
15.8	Federal Employees Health Benefits Plan (b)	0	0	0	0	0	0	0	0	0	0	0	0
15.9	Other Health (b)	0	0	0	0	0	0	0	0	0	0	0	0
16.	Workers' Compensation	0	0	0	0	0	0	0	0	0	0	0	0
17.1	Other Liability - Occurrence	807,752	502,045	0	351,400	0	231,318	242,616	4,026	46,190	43,186	142,225	22
17.2	Other Liability - Claims-Made	0	0	0	0	0	0	0	0	0	0	0	0
17.3	Excess Workers' Compensation	0	0	0	0	0	0	0	0	0	0	0	0
18.1	Products Liability - Occurrence	205,842	142,668	0	106,739	0	43,368	47,172	0	28,678	31,210	36,243	6
18.2	Products Liability - Claims-Made	0	0	0	0	0	0	0	0	0	0	0	0
19.1	Private Passenger Auto No-Fault (Personal Injury Protection)	0	0	0	0	0	0	0	0	0	0	0	0
19.2	Other Private Passenger Auto Liability	0	0	0	0	0	0	0	0	0	0	0	0
19.3	Commercial Auto No-Fault (Personal Injury Protection)	0	0	0	0	0	0	0	0	0	0	0	0
19.4	Other Commercial Auto Liability	0	0	0	0	0	0	0	0	0	0	0	0
21.1	Private Passenger Auto Physical Damage	0	0	0	0	0	0	0	0	0	0	0	0
21.2	Commercial Auto Physical Damage	0	0	0	0	0	0	0	0	0	0	0	0
22.	Aircraft (all perils)	0	0	0	0	0	0	0	0	0	0	0	0
23.	Fidelity	0	0	0	0	0	0	0	0	0	0	0	0
24.	Surety	0	0	0	0	0	0	0	0	0	0	0	0
26.	Burglary and Theft	0	0	0	0	0	0	0	0	0	0	0	0
27.	Boiler and Machinery	0	0	0	0	0	0	0	0	0	0	0	0
28.	Credit	0	0	0	0	0	0	0	0	0	0	0	0
29.	International	0	0	0	0	0	0	0	0	0	0	0	0
30.	Warranty	0	0	0	0	0	0	0	0	0	0	0	0
31.	Reins nonproportional assumed property	XXX	XXX	XXX	XXX	XXX	XXX	XXX	XXX	XXX	XXX	XXX	XXX
32.	Reins nonproportional assumed liability	XXX	XXX	XXX	XXX	XXX	XXX	XXX	XXX	XXX	XXX	XXX	XXX
33.	Reins nonproportional assumed financial lines	XXX	XXX	XXX	XXX	XXX	XXX	XXX	XXX	XXX	XXX	XXX	XXX
34.	Aggregate Write-Ins for Other Lines of Business	0	0	0	0	0	0	0	0	0	0	0	0
35.	Total (a)	1,013,594	644,713	0	458,139	0	263,768	293,808	4,026	72,837	75,242	178,471	28
DETAILS OF WRITE-INS													
3401.	Collateral Protection	0	0	0	0	0	0	0	0	0	0	0	0
3402.	Involuntary Unemployment	0	0	0	0	0	0	0	0	0	0	0	0
3403.	Patent Risk	0	0	0	0	0	0	0	0	0	0	0	0
3498.	Summary of remaining write-ins for Line 34 from overflow page	0	0	0	0	0	0	0	0	0	0	0	0
3499.	Totals (Lines 3401 through 3403 plus 3498)(Line 34 above)	0	0	0	0	0	0	0	0	0	0	0	0

(a) Finance and service charges not included in Lines 1 to 35 \$ 0
(b) For health business on indicated lines report: Number of persons insured under PPO managed care products 0 and number of persons insured under indemnity only products 0



ANNUAL STATEMENT FOR THE YEAR 2024 OF THE GREAT AMERICAN RISK SOLUTIONS SURPLUS LINES INSURANCE COMPANY

EXHIBIT OF PREMIUMS AND LOSSES (Statutory Page 14)

NAIC Group Code 0084 BUSINESS IN THE STATE OF Tennessee DURING THE YEAR 2024 NAIC Company Code 35351

Line of Business	Gross Premiums, Including Policy and Membership Fees, Less Return Premiums and Premiums on Policies not Taken		3	4	5	6	7	8	9	10	11	12
	1	2										
	Direct Premiums Written	Direct Premiums Earned	Dividends Paid or Credited to Policyholders on Direct Business	Direct Unearned Premium Reserves	Direct Losses Paid (deducting salvage)	Direct Losses Incurred	Direct Losses Unpaid	Direct Defense and Cost Containment Expense Paid	Direct Defense and Cost Containment Expense Incurred	Direct Defense and Cost Containment Expense Unpaid	Commissions and Brokerage Expenses	Taxes, Licenses and Fees
1. Fire	0	0	0	0	0	(2,296)	1,026	0	0	273	0	0
2.1 Allied Lines	0	0	0	0	0	(388)	167	0	(531)	44	0	0
2.2 Multiple Peril Crop	0	0	0	0	0	0	0	0	0	0	0	0
2.3 Federal Flood	0	0	0	0	0	0	0	0	0	0	0	0
2.4 Private Crop	0	0	0	0	0	0	0	0	0	0	0	0
2.5 Private Flood	0	0	0	0	0	0	0	0	0	0	0	0
3. Farmowners Multiple Peril	0	0	0	0	0	0	0	0	0	0	0	0
4. Homeowners Multiple Peril	0	0	0	0	0	0	0	0	0	0	0	0
5.1 Commercial Multiple Peril (Non-Liability Portion)	1,046,332	1,458,723	0	712,231	0	82,113	417,225	105,958	161,565	121,503	186,775	255
5.2 Commercial Multiple Peril (Liability Portion)	0	0	0	0	0	0	0	0	0	0	0	0
6. Mortgage Guaranty	0	0	0	0	0	0	0	0	0	0	0	0
8. Ocean Marine	0	0	0	0	0	0	0	0	0	0	0	0
9.1 Inland Marine	0	0	0	0	0	0	0	0	0	0	0	0
9.2 Pet Insurance Plans	0	0	0	0	0	0	0	0	0	0	0	0
10. Financial Guaranty	0	0	0	0	0	0	0	0	0	0	0	0
11.1 Medical Professional Liability - Occurrence	0	0	0	0	0	0	0	0	0	0	0	0
11.2 Medical Professional Liability - Claims-Made	0	0	0	0	0	0	0	0	0	0	0	0
12. Earthquake	0	0	0	0	0	0	0	0	0	0	0	0
13.1 Comprehensive (hospital and medical) ind (b)	0	0	0	0	0	0	0	0	0	0	0	0
13.2 Comprehensive (hospital and medical) group (b)	0	0	0	0	0	0	0	0	0	0	0	0
14. Credit A&H (Group and Individual)	0	0	0	0	0	0	0	0	0	0	0	0
15.1 Vision Only (b).....	0	0	0	0	0	0	0	0	0	0	0	0
15.2 Dental Only (b)	0	0	0	0	0	0	0	0	0	0	0	0
15.3 Disability Income (b)	0	0	0	0	0	0	0	0	0	0	0	0
15.4 Medicare Supplement (b)	0	0	0	0	0	0	0	0	0	0	0	0
15.5 Medicaid Title XIX (b)	0	0	0	0	0	0	0	0	0	0	0	0
15.6 Medicare Title XVIII (b).....	0	0	0	0	0	0	0	0	0	0	0	0
15.7 Long-Term Care (b)	0	0	0	0	0	0	0	0	0	0	0	0
15.8 Federal Employees Health Benefits Plan (b)	0	0	0	0	0	0	0	0	0	0	0	0
15.9 Other Health (b)	0	0	0	0	0	0	0	0	0	0	0	0
16. Workers' Compensation	0	0	0	0	0	0	0	0	0	0	0	0
17.1 Other Liability - Occurrence	5,331,217	4,063,463	0	2,538,827	63,000	942,674	4,856,757	56,112	276,535	1,195,496	853,519	910
17.2 Other Liability - Claims-Made	509,107	341,372	0	167,735	0	86,036	118,441	0	28,585	38,561	89,520	44
17.3 Excess Workers' Compensation	0	0	0	0	0	0	0	0	0	0	0	0
18.1 Products Liability - Occurrence	2,919,184	2,596,288	0	1,572,479	0	1,134,119	1,280,752	784	613,390	708,734	517,719	457
18.2 Products Liability - Claims-Made	1,984	1,270	0	714	0	373	373	0	142	142	347	0
19.1 Private Passenger Auto No-Fault (Personal Injury Protection)	0	0	0	0	0	0	0	0	0	0	0	0
19.2 Other Private Passenger Auto Liability	0	0	0	0	0	0	0	0	0	0	0	0
19.3 Commercial Auto No-Fault (Personal Injury Protection)	0	0	0	0	0	0	0	0	0	0	0	0
19.4 Other Commercial Auto Liability	0	0	0	0	0	0	0	0	0	0	0	0
21.1 Private Passenger Auto Physical Damage	0	0	0	0	0	0	0	0	0	0	0	0
21.2 Commercial Auto Physical Damage	0	0	0	0	0	0	0	0	0	0	0	0
22. Aircraft (all perils)	0	0	0	0	0	0	0	0	0	0	0	0
23. Fidelity	0	0	0	0	0	0	0	0	0	0	0	0
24. Surety	0	0	0	0	0	0	0	0	0	0	0	0
26. Burglary and Theft	0	0	0	0	0	0	0	0	0	0	0	0
27. Boiler and Machinery	14,069	20,430	0	9,086	0	0	0	0	0	0	2,512	3
28. Credit	0	0	0	0	0	0	0	0	0	0	0	0
29. International	0	0	0	0	0	0	0	0	0	0	0	0
30. Warranty	0	0	0	0	0	0	0	0	0	0	0	0
31. Reins nonproportional assumed property	XXX	XXX	XXX	XXX	XXX	XXX	XXX	XXX	XXX	XXX	XXX	XXX
32. Reins nonproportional assumed liability	XXX	XXX	XXX	XXX	XXX	XXX	XXX	XXX	XXX	XXX	XXX	XXX
33. Reins nonproportional assumed financial lines	XXX	XXX	XXX	XXX	XXX	XXX	XXX	XXX	XXX	XXX	XXX	XXX
34. Aggregate Write-Ins for Other Lines of Business	0	0	0	0	0	0	0	0	0	0	0	0
35. Total (a)	9,821,893	8,481,547	0	5,001,072	63,000	2,242,629	6,674,741	162,854	1,079,600	2,064,753	1,650,392	1,669
DETAILS OF WRITE-INS												
3401. Collateral Protection	0	0	0	0	0	0	0	0	0	0	0	0
3402. Involuntary Unemployment	0	0	0	0	0	0	0	0	0	0	0	0
3403. Patent Risk	0	0	0	0	0	0	0	0	0	0	0	0
3498. Summary of remaining write-ins for Line 34 from overflow page	0	0	0	0	0	0	0	0	0	0	0	0
3499. Totals (Lines 3401 through 3403 plus 3498)(Line 34 above)	0	0	0	0	0	0	0	0	0	0	0	0

(a) Finance and service charges not included in Lines 1 to 35 \$ 0
(b) For health business on indicated lines report: Number of persons insured under PPO managed care products 0 and number of persons insured under indemnity only products 0



ANNUAL STATEMENT FOR THE YEAR 2024 OF THE GREAT AMERICAN RISK SOLUTIONS SURPLUS LINES INSURANCE COMPANY

EXHIBIT OF PREMIUMS AND LOSSES (Statutory Page 14)

NAIC Group Code 0084 BUSINESS IN THE STATE OF Texas DURING THE YEAR 2024 NAIC Company Code 35351

Line of Business		Gross Premiums, Including Policy and Membership Fees, Less Return Premiums and Premiums on Policies not Taken		3	4	5	6	7	8	9	10	11	12
		1	2										
		Direct Premiums Written	Direct Premiums Earned	Dividends Paid or Credited to Policyholders on Direct Business	Direct Unearned Premium Reserves	Direct Losses Paid (deducting salvage)	Direct Losses Incurred	Direct Losses Unpaid	Direct Defense and Cost Containment Expense Paid	Direct Defense and Cost Containment Expense Incurred	Direct Defense and Cost Containment Expense Unpaid	Commissions and Brokerage Expenses	Taxes, Licenses and Fees
1.	Fire	0	0	0	0	0	(34)	125	0	(18)	13	0	0
2.1	Allied Lines	0	0	0	0	0	8	35	0	(3)	2	0	0
2.2	Multiple Peril Crop	0	0	0	0	0	0	0	0	0	0	0	0
2.3	Federal Flood	0	0	0	0	0	0	0	0	0	0	0	0
2.4	Private Crop	0	0	0	0	0	0	0	0	0	0	0	0
2.5	Private Flood	0	0	0	0	0	0	0	0	0	0	0	0
3.	Farmowners Multiple Peril	0	0	0	0	0	0	0	0	0	0	0	0
4.	Homeowners Multiple Peril	0	0	0	0	0	0	0	0	0	0	0	0
5.1	Commercial Multiple Peril (Non-Liability Portion)	2,613,613	3,386,292	0	1,054,887	480,034	932,409	1,851,720	130,731	268,368	277,386	464,540	188
5.2	Commercial Multiple Peril (Liability Portion)	0	0	0	0	0	0	0	0	0	0	0	0
6.	Mortgage Guaranty	0	0	0	0	0	0	0	0	0	0	0	0
8.	Ocean Marine	0	0	0	0	0	0	0	0	0	0	0	0
9.1	Inland Marine	0	0	0	0	0	0	0	0	0	0	0	0
9.2	Pet Insurance Plans	0	0	0	0	0	0	0	0	0	0	0	0
10.	Financial Guaranty	0	0	0	0	0	0	0	0	0	0	0	0
11.1	Medical Professional Liability - Occurrence	0	0	0	0	0	0	0	0	0	0	0	0
11.2	Medical Professional Liability - Claims-Made	0	0	0	0	0	0	0	0	0	0	0	0
12.	Earthquake	0	0	0	0	0	0	0	0	0	0	0	0
13.1	Comprehensive (hospital and medical) ind (b)	0	0	0	0	0	0	0	0	0	0	0	0
13.2	Comprehensive (hospital and medical) group (b)	0	0	0	0	0	0	0	0	0	0	0	0
14.	Credit A&H (Group and Individual)	0	0	0	0	0	0	0	0	0	0	0	0
15.1	Vision Only (b).....	0	0	0	0	0	0	0	0	0	0	0	0
15.2	Dental Only (b)	0	0	0	0	0	0	0	0	0	0	0	0
15.3	Disability Income (b)	0	0	0	0	0	0	0	0	0	0	0	0
15.4	Medicare Supplement (b)	0	0	0	0	0	0	0	0	0	0	0	0
15.5	Medicaid Title XIX (b)	0	0	0	0	0	0	0	0	0	0	0	0
15.6	Medicare Title XVIII (b).....	0	0	0	0	0	0	0	0	0	0	0	0
15.7	Long-Term Care (b)	0	0	0	0	0	0	0	0	0	0	0	0
15.8	Federal Employees Health Benefits Plan (b)	0	0	0	0	0	0	0	0	0	0	0	0
15.9	Other Health (b)	0	0	0	0	0	0	0	0	0	0	0	0
16.	Workers' Compensation	0	0	0	0	0	0	0	0	0	0	0	0
17.1	Other Liability - Occurrence	11,992,262	9,421,562	0	5,470,054	613,089	5,386,494	9,659,582	754,023	633,026	2,442,723	2,008,855	560
17.2	Other Liability - Claims-Made	1,333,888	1,241,732	0	558,774	1,004,500	(712,611)	2,863,543	774,260	424,972	708,479	235,291	302
17.3	Excess Workers' Compensation	0	0	0	0	0	0	0	0	0	0	0	0
18.1	Products Liability - Occurrence	6,652,721	5,493,293	0	3,277,711	38,199	1,999,309	3,686,516	220,518	1,305,189	1,797,575	1,168,428	287
18.2	Products Liability - Claims-Made	48,853	47,486	0	31,005	0	1,536	22,482	0	3,713	11,143	8,609	5
19.1	Private Passenger Auto No-Fault (Personal Injury Protection)	0	0	0	0	0	0	0	0	0	0	0	0
19.2	Other Private Passenger Auto Liability	0	0	0	0	0	0	0	0	0	0	0	0
19.3	Commercial Auto No-Fault (Personal Injury Protection)	0	0	0	0	0	0	0	0	0	0	0	0
19.4	Other Commercial Auto Liability	0	0	0	0	0	0	25,000	0	0	0	0	0
21.1	Private Passenger Auto Physical Damage	0	0	0	0	0	0	0	0	0	0	0	0
21.2	Commercial Auto Physical Damage	0	0	0	0	0	0	0	0	0	0	0	0
22.	Aircraft (all perils)	0	0	0	0	0	0	0	0	0	0	0	0
23.	Fidelity	0	0	0	0	0	0	0	0	0	0	0	0
24.	Surety	0	0	0	0	0	0	0	0	0	0	0	0
26.	Burglary and Theft	0	0	0	0	0	0	0	0	0	0	0	0
27.	Boiler and Machinery	39,019	56,197	0	12,850	0	0	0	0	0	0	7,002	3
28.	Credit	0	0	0	0	0	0	0	0	0	0	0	0
29.	International	0	0	0	0	0	0	0	0	0	0	0	0
30.	Warranty	0	0	0	0	0	0	0	0	0	0	0	0
31.	Reins nonproportional assumed property	XXX	XXX	XXX	XXX	XXX	XXX	XXX	XXX	XXX	XXX	XXX	XXX
32.	Reins nonproportional assumed liability	XXX	XXX	XXX	XXX	XXX	XXX	XXX	XXX	XXX	XXX	XXX	XXX
33.	Reins nonproportional assumed financial lines	XXX	XXX	XXX	XXX	XXX	XXX	XXX	XXX	XXX	XXX	XXX	XXX
34.	Aggregate Write-Ins for Other Lines of Business	0	0	0	0	0	0	0	0	0	0	0	0
35.	Total (a)	22,680,356	19,646,562	0	10,405,282	2,135,823	7,607,110	18,109,003	1,879,533	2,635,246	5,237,321	3,892,724	1,344
DETAILS OF WRITE-INS													
3401.	Collateral Protection	0	0	0	0	0	0	0	0	0	0	0	0
3402.	Involuntary Unemployment	0	0	0	0	0	0	0	0	0	0	0	0
3403.	Patent Risk	0	0	0	0	0	0	0	0	0	0	0	0
3498.	Summary of remaining write-ins for Line 34 from overflow page	0	0	0	0	0	0	0	0	0	0	0	0
3499.	Totals (Lines 3401 through 3403 plus 3498)(Line 34 above)	0	0	0	0	0	0	0	0	0	0	0	0

(a) Finance and service charges not included in Lines 1 to 35 \$ 0
(b) For health business on indicated lines report: Number of persons insured under PPO managed care products 0 and number of persons insured under indemnity only products 0



ANNUAL STATEMENT FOR THE YEAR 2024 OF THE GREAT AMERICAN RISK SOLUTIONS SURPLUS LINES INSURANCE COMPANY

EXHIBIT OF PREMIUMS AND LOSSES (Statutory Page 14)

NAIC Group Code 0084 BUSINESS IN THE STATE OF Utah DURING THE YEAR 2024 NAIC Company Code 35351

Line of Business		Gross Premiums, Including Policy and Membership Fees, Less Return Premiums and Premiums on Policies not Taken		3	4	5	6	7	8	9	10	11	12
		1	2										
		Direct Premiums Written	Direct Premiums Earned	Dividends Paid or Credited to Policyholders on Direct Business	Direct Unearned Premium Reserves	Direct Losses Paid (deducting salvage)	Direct Losses Incurred	Direct Losses Unpaid	Direct Defense and Cost Containment Expense Paid	Direct Defense and Cost Containment Expense Incurred	Direct Defense and Cost Containment Expense Unpaid	Commissions and Brokerage Expenses	Taxes, Licenses and Fees
1.	Fire	0	0	0	0	0	0	0	0	0	0	0	0
2.1	Allied Lines	0	0	0	0	0	0	0	0	0	0	0	0
2.2	Multiple Peril Crop	0	0	0	0	0	0	0	0	0	0	0	0
2.3	Federal Flood	0	0	0	0	0	0	0	0	0	0	0	0
2.4	Private Crop	0	0	0	0	0	0	0	0	0	0	0	0
2.5	Private Flood	0	0	0	0	0	0	0	0	0	0	0	0
3.	Farmowners Multiple Peril	0	0	0	0	0	0	0	0	0	0	0	0
4.	Homeowners Multiple Peril	0	0	0	0	0	0	0	0	0	0	0	0
5.1	Commercial Multiple Peril (Non-Liability Portion)	445,552	389,910	0	227,501	0	55,430	99,397	0	15,110	23,646	78,833	70
5.2	Commercial Multiple Peril (Liability Portion)	0	0	0	0	0	0	0	0	0	0	0	0
6.	Mortgage Guaranty	0	0	0	0	0	0	0	0	0	0	0	0
8.	Ocean Marine	0	0	0	0	0	0	0	0	0	0	0	0
9.1	Inland Marine	0	0	0	0	0	0	0	0	0	0	0	0
9.2	Pet Insurance Plans	0	0	0	0	0	0	0	0	0	0	0	0
10.	Financial Guaranty	0	0	0	0	0	0	0	0	0	0	0	0
11.1	Medical Professional Liability - Occurrence	0	0	0	0	0	0	0	0	0	0	0	0
11.2	Medical Professional Liability - Claims-Made	0	0	0	0	0	0	0	0	0	0	0	0
12.	Earthquake	0	0	0	0	0	0	0	0	0	0	0	0
13.1	Comprehensive (hospital and medical) ind (b)	0	0	0	0	0	0	0	0	0	0	0	0
13.2	Comprehensive (hospital and medical) group (b)	0	0	0	0	0	0	0	0	0	0	0	0
14.	Credit A&H (Group and Individual)	0	0	0	0	0	0	0	0	0	0	0	0
15.1	Vision Only (b).....	0	0	0	0	0	0	0	0	0	0	0	0
15.2	Dental Only (b)	0	0	0	0	0	0	0	0	0	0	0	0
15.3	Disability Income (b)	0	0	0	0	0	0	0	0	0	0	0	0
15.4	Medicare Supplement (b)	0	0	0	0	0	0	0	0	0	0	0	0
15.5	Medicaid Title XIX (b)	0	0	0	0	0	0	0	0	0	0	0	0
15.6	Medicare Title XVIII (b).....	0	0	0	0	0	0	0	0	0	0	0	0
15.7	Long-Term Care (b)	0	0	0	0	0	0	0	0	0	0	0	0
15.8	Federal Employees Health Benefits Plan (b)	0	0	0	0	0	0	0	0	0	0	0	0
15.9	Other Health (b)	0	0	0	0	0	0	0	0	0	0	0	0
16.	Workers' Compensation	0	0	0	0	0	0	0	0	0	0	0	0
17.1	Other Liability - Occurrence	3,394,411	2,381,434	0	1,490,069	0	1,184,296	1,292,254	(944)	200,884	229,923	600,310	356
17.2	Other Liability - Claims-Made	99,687	84,707	0	44,454	0	34,089	40,756	0	7,571	9,704	17,704	15
17.3	Excess Workers' Compensation	0	0	0	0	0	0	0	0	0	0	0	0
18.1	Products Liability - Occurrence	2,623,257	2,291,259	0	802,754	0	705,134	739,912	0	465,121	487,163	454,210	419
18.2	Products Liability - Claims-Made	14,995	4,971	0	10,024	0	1,374	1,374	0	906	906	2,830	0
19.1	Private Passenger Auto No-Fault (Personal Injury Protection)	0	0	0	0	0	0	0	0	0	0	0	0
19.2	Other Private Passenger Auto Liability	0	0	0	0	0	0	0	0	0	0	0	0
19.3	Commercial Auto No-Fault (Personal Injury Protection)	0	0	0	0	0	0	0	0	0	0	0	0
19.4	Other Commercial Auto Liability	0	0	0	0	0	0	0	0	0	0	0	0
21.1	Private Passenger Auto Physical Damage	0	0	0	0	0	0	0	0	0	0	0	0
21.2	Commercial Auto Physical Damage	0	0	0	0	0	0	0	0	0	0	0	0
22.	Aircraft (all perils)	0	0	0	0	0	0	0	0	0	0	0	0
23.	Fidelity	0	0	0	0	0	0	0	0	0	0	0	0
24.	Surety	0	0	0	0	0	0	0	0	0	0	0	0
26.	Burglary and Theft	0	0	0	0	0	0	0	0	0	0	0	0
27.	Boiler and Machinery	2,951	2,283	0	1,468	0	0	0	0	0	0	521	0
28.	Credit	0	0	0	0	0	0	0	0	0	0	0	0
29.	International	0	0	0	0	0	0	0	0	0	0	0	0
30.	Warranty	0	0	0	0	0	0	0	0	0	0	0	0
31.	Reins nonproportional assumed property	XXX	XXX	XXX	XXX	XXX	XXX	XXX	XXX	XXX	XXX	XXX	XXX
32.	Reins nonproportional assumed liability	XXX	XXX	XXX	XXX	XXX	XXX	XXX	XXX	XXX	XXX	XXX	XXX
33.	Reins nonproportional assumed financial lines	XXX	XXX	XXX	XXX	XXX	XXX	XXX	XXX	XXX	XXX	XXX	XXX
34.	Aggregate Write-Ins for Other Lines of Business	0	0	0	0	0	0	0	0	0	0	0	0
35.	Total (a)	6,580,853	5,154,564	0	2,576,269	0	1,980,322	2,173,693	(944)	689,591	751,342	1,154,209	861
DETAILS OF WRITE-INS													
3401.	Collateral Protection	0	0	0	0	0	0	0	0	0	0	0	0
3402.	Involuntary Unemployment	0	0	0	0	0	0	0	0	0	0	0	0
3403.	Patent Risk	0	0	0	0	0	0	0	0	0	0	0	0
3498.	Summary of remaining write-ins for Line 34 from overflow page	0	0	0	0	0	0	0	0	0	0	0	0
3499.	Totals (Lines 3401 through 3403 plus 3498)(Line 34 above)	0	0	0	0	0	0	0	0	0	0	0	0

(a) Finance and service charges not included in Lines 1 to 35 \$ 0
(b) For health business on indicated lines report: Number of persons insured under PPO managed care products 0 and number of persons insured under indemnity only products 0



ANNUAL STATEMENT FOR THE YEAR 2024 OF THE GREAT AMERICAN RISK SOLUTIONS SURPLUS LINES INSURANCE COMPANY

EXHIBIT OF PREMIUMS AND LOSSES (Statutory Page 14)

NAIC Group Code 0084 BUSINESS IN THE STATE OF Vermont DURING THE YEAR 2024 NAIC Company Code 35351

Line of Business		Gross Premiums, Including Policy and Membership Fees, Less Return Premiums and Premiums on Policies not Taken		3 Dividends Paid or Credited to Policyholders on Direct Business	4 Direct Unearned Premium Reserves	5 Direct Losses Paid (deducting salvage)	6 Direct Losses Incurred	7 Direct Losses Unpaid	8 Direct Defense and Cost Containment Expense Paid	9 Direct Defense and Cost Containment Expense Incurred	10 Direct Defense and Cost Containment Expense Unpaid	11 Commissions and Brokerage Expenses	12 Taxes, Licenses and Fees
		1 Direct Premiums Written	2 Direct Premiums Earned										
1. Fire	0	0	0	0	0	0	0	0	0	0	0	0	0
2.1 Allied Lines	0	0	0	0	0	0	0	0	0	0	0	0	0
2.2 Multiple Peril Crop	0	0	0	0	0	0	0	0	0	0	0	0	0
2.3 Federal Flood	0	0	0	0	0	0	0	0	0	0	0	0	0
2.4. Private Crop	0	0	0	0	0	0	0	0	0	0	0	0	0
2.5 Private Flood	0	0	0	0	0	0	0	0	0	0	0	0	0
3. Farmowners Multiple Peril	0	0	0	0	0	0	0	0	0	0	0	0	0
4. Homeowners Multiple Peril	0	0	0	0	0	0	0	0	0	0	0	0	0
5.1 Commercial Multiple Peril (Non-Liability Portion)	364,590	180,761	0	228,988	0	10,307	56,050	0	0	4,600	13,231	64,669	8
5.2 Commercial Multiple Peril (Liability Portion)	0	0	0	0	0	0	0	0	0	0	0	0	0
6. Mortgage Guaranty	0	0	0	0	0	0	0	0	0	0	0	0	0
8. Ocean Marine	0	0	0	0	0	0	0	0	0	0	0	0	0
9.1 Inland Marine	0	0	0	0	0	0	0	0	0	0	0	0	0
9.2 Pet Insurance Plans	0	0	0	0	0	0	0	0	0	0	0	0	0
10. Financial Guaranty	0	0	0	0	0	0	0	0	0	0	0	0	0
11.1 Medical Professional Liability - Occurrence	0	0	0	0	0	0	0	0	0	0	0	0	0
11.2 Medical Professional Liability - Claims-Made	0	0	0	0	0	0	0	0	0	0	0	0	0
12. Earthquake	0	0	0	0	0	0	0	0	0	0	0	0	0
13.1 Comprehensive (hospital and medical) ind (b)	0	0	0	0	0	0	0	0	0	0	0	0	0
13.2 Comprehensive (hospital and medical) group (b)	0	0	0	0	0	0	0	0	0	0	0	0	0
14. Credit A&H (Group and Individual)	0	0	0	0	0	0	0	0	0	0	0	0	0
15.1 Vision Only (b).....	0	0	0	0	0	0	0	0	0	0	0	0	0
15.2 Dental Only (b)	0	0	0	0	0	0	0	0	0	0	0	0	0
15.3 Disability Income (b)	0	0	0	0	0	0	0	0	0	0	0	0	0
15.4 Medicare Supplement (b)	0	0	0	0	0	0	0	0	0	0	0	0	0
15.5 Medicaid Title XIX (b)	0	0	0	0	0	0	0	0	0	0	0	0	0
15.6 Medicare Title XVIII (b).....	0	0	0	0	0	0	0	0	0	0	0	0	0
15.7 Long-Term Care (b)	0	0	0	0	0	0	0	0	0	0	0	0	0
15.8 Federal Employees Health Benefits Plan (b)	0	0	0	0	0	0	0	0	0	0	0	0	0
15.9 Other Health (b)	0	0	0	0	0	0	0	0	0	0	0	0	0
16. Workers' Compensation	0	0	0	0	0	0	0	0	0	0	0	0	0
17.1 Other Liability - Occurrence	473,750	354,423	0	144,806	0	133,668	137,950	0	0	35,659	37,130	88,217	15
17.2 Other Liability - Claims-Made	0	0	0	0	0	0	0	0	0	0	0	0	0
17.3 Excess Workers' Compensation	0	0	0	0	0	0	0	0	0	0	0	0	0
18.1 Products Liability - Occurrence	45,845	42,077	0	33,250	0	12,760	14,661	0	0	8,256	9,522	8,102	2
18.2 Products Liability - Claims-Made	0	0	0	0	0	0	0	0	0	0	0	0	0
19.1 Private Passenger Auto No-Fault (Personal Injury Protection)	0	0	0	0	0	0	0	0	0	0	0	0	0
19.2 Other Private Passenger Auto Liability	0	0	0	0	0	0	0	0	0	0	0	0	0
19.3 Commercial Auto No-Fault (Personal Injury Protection)	0	0	0	0	0	0	0	0	0	0	0	0	0
19.4 Other Commercial Auto Liability	0	0	0	0	0	0	0	0	0	0	0	0	0
21.1 Private Passenger Auto Physical Damage	0	0	0	0	0	0	0	0	0	0	0	0	0
21.2 Commercial Auto Physical Damage	0	0	0	0	0	0	0	0	0	0	0	0	0
22. Aircraft (all perils)	0	0	0	0	0	0	0	0	0	0	0	0	0
23. Fidelity	0	0	0	0	0	0	0	0	0	0	0	0	0
24. Surety	0	0	0	0	0	0	0	0	0	0	0	0	0
26. Burglary and Theft	0	0	0	0	0	0	0	0	0	0	0	0	0
27. Boiler and Machinery	3,110	2,805	0	813	0	0	0	0	0	0	0	559	0
28. Credit	0	0	0	0	0	0	0	0	0	0	0	0	0
29. International	0	0	0	0	0	0	0	0	0	0	0	0	0
30. Warranty	0	0	0	0	0	0	0	0	0	0	0	0	0
31. Reins nonproportional assumed property	XXX	XXX	XXX	XXX	XXX	XXX	XXX	XXX	XXX	XXX	XXX	XXX	XXX
32. Reins nonproportional assumed liability	XXX	XXX	XXX	XXX	XXX	XXX	XXX	XXX	XXX	XXX	XXX	XXX	XXX
33. Reins nonproportional assumed financial lines	XXX	XXX	XXX	XXX	XXX	XXX	XXX	XXX	XXX	XXX	XXX	XXX	XXX
34. Aggregate Write-Ins for Other Lines of Business	0	0	0	0	0	0	0	0	0	0	0	0	0
35. Total (a)	887,295	580,066	0	407,857	0	156,735	208,661	0	0	48,515	59,884	161,547	26
DETAILS OF WRITE-INS													
3401. Collateral Protection	0	0	0	0	0	0	0	0	0	0	0	0	0
3402. Involuntary Unemployment	0	0	0	0	0	0	0	0	0	0	0	0	0
3403. Patent Risk	0	0	0	0	0	0	0	0	0	0	0	0	0
3498. Summary of remaining write-ins for Line 34 from overflow page	0	0	0	0	0	0	0	0	0	0	0	0	0
3499. Totals (Lines 3401 through 3403 plus 3498)(Line 34 above)	0	0	0	0	0	0	0	0	0	0	0	0	0

(a) Finance and service charges not included in Lines 1 to 35 \$ 0
(b) For health business on indicated lines report: Number of persons insured under PPO managed care products 0 and number of persons insured under indemnity only products 0



ANNUAL STATEMENT FOR THE YEAR 2024 OF THE GREAT AMERICAN RISK SOLUTIONS SURPLUS LINES INSURANCE COMPANY

EXHIBIT OF PREMIUMS AND LOSSES (Statutory Page 14)

NAIC Group Code 0084 BUSINESS IN THE STATE OF Virginia DURING THE YEAR 2024 NAIC Company Code 35351

Line of Business		Gross Premiums, Including Policy and Membership Fees, Less Return Premiums and Premiums on Policies not Taken		3	4	5	6	7	8	9	10	11	12
		1	2										
		Direct Premiums Written	Direct Premiums Earned	Dividends Paid or Credited to Policyholders on Direct Business	Direct Unearned Premium Reserves	Direct Losses Paid (deducting salvage)	Direct Losses Incurred	Direct Losses Unpaid	Direct Defense and Cost Containment Expense Paid	Direct Defense and Cost Containment Expense Incurred	Direct Defense and Cost Containment Expense Unpaid	Commissions and Brokerage Expenses	Taxes, Licenses and Fees
1.	Fire	0	0	0	0	0	0	0	0	0	0	0	0
2.1	Allied Lines	0	0	0	0	0	0	0	0	0	0	0	0
2.2	Multiple Peril Crop	0	0	0	0	0	0	0	0	0	0	0	0
2.3	Federal Flood	0	0	0	0	0	0	0	0	0	0	0	0
2.4	Private Crop	0	0	0	0	0	0	0	0	0	0	0	0
2.5	Private Flood	0	0	0	0	0	0	0	0	0	0	0	0
3.	Farmowners Multiple Peril	0	0	0	0	0	0	0	0	0	0	0	0
4.	Homeowners Multiple Peril	0	0	0	0	0	0	0	0	0	0	0	0
5.1	Commercial Multiple Peril (Non-Liability Portion)	280,616	283,199	0	90,558	(864,000)	(826,723)	73,127	13,229	11,054	17,368	50,143	15
5.2	Commercial Multiple Peril (Liability Portion)	0	0	0	0	0	0	0	0	0	0	0	0
6.	Mortgage Guaranty	0	0	0	0	0	0	0	0	0	0	0	0
8.	Ocean Marine	0	0	0	0	0	0	0	0	0	0	0	0
9.1	Inland Marine	0	0	0	0	0	0	0	0	0	0	0	0
9.2	Pet Insurance Plans	0	0	0	0	0	0	0	0	0	0	0	0
10.	Financial Guaranty	0	0	0	0	0	0	0	0	0	0	0	0
11.1	Medical Professional Liability - Occurrence	0	0	0	0	0	0	0	0	0	0	0	0
11.2	Medical Professional Liability - Claims-Made	0	0	0	0	0	0	0	0	0	0	0	0
12.	Earthquake	0	0	0	0	0	0	0	0	0	0	0	0
13.1	Comprehensive (hospital and medical) ind (b)	0	0	0	0	0	0	0	0	0	0	0	0
13.2	Comprehensive (hospital and medical) group (b)	0	0	0	0	0	0	0	0	0	0	0	0
14.	Credit A&H (Group and Individual)	0	0	0	0	0	0	0	0	0	0	0	0
15.1	Vision Only (b).....	0	0	0	0	0	0	0	0	0	0	0	0
15.2	Dental Only (b)	0	0	0	0	0	0	0	0	0	0	0	0
15.3	Disability Income (b)	0	0	0	0	0	0	0	0	0	0	0	0
15.4	Medicare Supplement (b)	0	0	0	0	0	0	0	0	0	0	0	0
15.5	Medicaid Title XIX (b)	0	0	0	0	0	0	0	0	0	0	0	0
15.6	Medicare Title XVIII (b).....	0	0	0	0	0	0	0	0	0	0	0	0
15.7	Long-Term Care (b)	0	0	0	0	0	0	0	0	0	0	0	0
15.8	Federal Employees Health Benefits Plan (b)	0	0	0	0	0	0	0	0	0	0	0	0
15.9	Other Health (b)	0	0	0	0	0	0	0	0	0	0	0	0
16.	Workers' Compensation	0	0	0	0	0	0	0	0	0	0	0	0
17.1	Other Liability - Occurrence	2,107,566	1,177,712	0	1,158,756	0	545,763	695,838	0	130,519	179,515	350,761	82
17.2	Other Liability - Claims-Made	110,492	116,889	0	4,871	0	9,836	87,521	0	3,831	30,601	19,474	16
17.3	Excess Workers' Compensation	0	0	0	0	0	0	0	0	0	0	0	0
18.1	Products Liability - Occurrence	569,971	471,811	0	212,410	0	147,247	188,680	0	91,922	105,652	100,877	25
18.2	Products Liability - Claims-Made	50,611	50,611	0	0	0	13,865	14,036	0	9,112	9,178	8,857	0
19.1	Private Passenger Auto No-Fault (Personal Injury Protection)	0	0	0	0	0	0	0	0	0	0	0	0
19.2	Other Private Passenger Auto Liability	0	0	0	0	0	0	0	0	0	0	0	0
19.3	Commercial Auto No-Fault (Personal Injury Protection)	0	0	0	0	0	0	0	0	0	0	0	0
19.4	Other Commercial Auto Liability	0	0	0	0	0	0	0	0	0	0	0	0
21.1	Private Passenger Auto Physical Damage	0	0	0	0	0	0	0	0	0	0	0	0
21.2	Commercial Auto Physical Damage	0	0	0	0	0	0	0	0	0	0	0	0
22.	Aircraft (all perils)	0	0	0	0	0	0	0	0	0	0	0	0
23.	Fidelity	0	0	0	0	0	0	0	0	0	0	0	0
24.	Surety	0	0	0	0	0	0	0	0	0	0	0	0
26.	Burglary and Theft	0	0	0	0	0	0	0	0	0	0	0	0
27.	Boiler and Machinery	6,026	4,913	0	2,163	0	0	0	0	0	0	1,071	0
28.	Credit	0	0	0	0	0	0	0	0	0	0	0	0
29.	International	0	0	0	0	0	0	0	0	0	0	0	0
30.	Warranty	0	0	0	0	0	0	0	0	0	0	0	0
31.	Reins nonproportional assumed property	XXX	XXX	XXX	XXX	XXX	XXX	XXX	XXX	XXX	XXX	XXX	XXX
32.	Reins nonproportional assumed liability	XXX	XXX	XXX	XXX	XXX	XXX	XXX	XXX	XXX	XXX	XXX	XXX
33.	Reins nonproportional assumed financial lines	XXX	XXX	XXX	XXX	XXX	XXX	XXX	XXX	XXX	XXX	XXX	XXX
34.	Aggregate Write-Ins for Other Lines of Business	0	0	0	0	0	0	0	0	0	0	0	0
35.	Total (a)	3,125,282	2,105,135	0	1,468,758	(864,000)	(110,013)	1,059,201	13,229	246,439	342,314	531,183	138
DETAILS OF WRITE-INS													
3401.	Collateral Protection	0	0	0	0	0	0	0	0	0	0	0	0
3402.	Involuntary Unemployment	0	0	0	0	0	0	0	0	0	0	0	0
3403.	Patent Risk	0	0	0	0	0	0	0	0	0	0	0	0
3498.	Summary of remaining write-ins for Line 34 from overflow page	0	0	0	0	0	0	0	0	0	0	0	0
3499.	Totals (Lines 3401 through 3403 plus 3498)(Line 34 above)	0	0	0	0	0	0	0	0	0	0	0	0

(a) Finance and service charges not included in Lines 1 to 35 \$ 0
(b) For health business on indicated lines report: Number of persons insured under PPO managed care products 0 and number of persons insured under indemnity only products 0



ANNUAL STATEMENT FOR THE YEAR 2024 OF THE GREAT AMERICAN RISK SOLUTIONS SURPLUS LINES INSURANCE COMPANY

EXHIBIT OF PREMIUMS AND LOSSES (Statutory Page 14)

NAIC Group Code 0084 BUSINESS IN THE STATE OF Washington DURING THE YEAR 2024 NAIC Company Code 35351

Line of Business		Gross Premiums, Including Policy and Membership Fees, Less Return Premiums and Premiums on Policies not Taken		3	4	5	6	7	8	9	10	11	12
		1	2										
		Direct Premiums Written	Direct Premiums Earned	Dividends Paid or Credited to Policyholders on Direct Business	Direct Unearned Premium Reserves	Direct Losses Paid (deducting salvage)	Direct Losses Incurred	Direct Losses Unpaid	Direct Defense and Cost Containment Expense Paid	Direct Defense and Cost Containment Expense Incurred	Direct Defense and Cost Containment Expense Unpaid	Commissions and Brokerage Expenses	Taxes, Licenses and Fees
1.	Fire	34,914	17,314	0	17,601	0	(2,302)	6,161	0	(421)	1,622	6,146	1
2.1	Allied Lines	5,684	2,819	0	2,865	0	(74)	886	0	6	234	1,000	0
2.2	Multiple Peril Crop	0	0	0	0	0	0	0	0	0	0	0	0
2.3	Federal Flood	0	0	0	0	0	0	0	0	0	0	0	0
2.4	Private Crop	0	0	0	0	0	0	0	0	0	0	0	0
2.5	Private Flood	0	0	0	0	0	0	0	0	0	0	0	0
3.	Farmowners Multiple Peril	0	0	0	0	0	0	0	0	0	0	0	0
4.	Homeowners Multiple Peril	0	0	0	0	0	0	0	0	0	0	0	0
5.1	Commercial Multiple Peril (Non-Liability Portion)	1,704,197	1,682,806	0	988,732	962,489	820,287	535,005	84,049	106,245	126,029	301,489	95
5.2	Commercial Multiple Peril (Liability Portion)	0	0	0	0	0	0	0	0	0	0	0	0
6.	Mortgage Guaranty	0	0	0	0	0	0	0	0	0	0	0	0
8.	Ocean Marine	0	0	0	0	0	0	0	0	0	0	0	0
9.1	Inland Marine	0	0	0	0	0	0	0	0	0	0	0	0
9.2	Pet Insurance Plans	0	0	0	0	0	0	0	0	0	0	0	0
10.	Financial Guaranty	0	0	0	0	0	0	0	0	0	0	0	0
11.1	Medical Professional Liability - Occurrence	0	0	0	0	0	0	0	0	0	0	0	0
11.2	Medical Professional Liability - Claims-Made	0	0	0	0	0	0	0	0	0	0	0	0
12.	Earthquake	0	0	0	0	0	0	0	0	0	0	0	0
13.1	Comprehensive (hospital and medical) ind (b)	0	0	0	0	0	0	0	0	0	0	0	0
13.2	Comprehensive (hospital and medical) group (b)	0	0	0	0	0	0	0	0	0	0	0	0
14.	Credit A&H (Group and Individual)	0	0	0	0	0	0	0	0	0	0	0	0
15.1	Vision Only (b).....	0	0	0	0	0	0	0	0	0	0	0	0
15.2	Dental Only (b)	0	0	0	0	0	0	0	0	0	0	0	0
15.3	Disability Income (b)	0	0	0	0	0	0	0	0	0	0	0	0
15.4	Medicare Supplement (b)	0	0	0	0	0	0	0	0	0	0	0	0
15.5	Medicaid Title XIX (b)	0	0	0	0	0	0	0	0	0	0	0	0
15.6	Medicare Title XVIII (b).....	0	0	0	0	0	0	0	0	0	0	0	0
15.7	Long-Term Care (b)	0	0	0	0	0	0	0	0	0	0	0	0
15.8	Federal Employees Health Benefits Plan (b)	0	0	0	0	0	0	0	0	0	0	0	0
15.9	Other Health (b)	0	0	0	0	0	0	0	0	0	0	0	0
16.	Workers' Compensation	0	0	0	0	0	0	0	0	0	0	0	0
17.1	Other Liability - Occurrence	4,902,820	4,304,742	0	1,777,826	0	1,720,144	4,611,841	3,681	308,843	617,728	884,431	264
17.2	Other Liability - Claims-Made	52,840	39,639	0	29,894	0	2,729	33,833	0	1,170	11,504	9,001	5
17.3	Excess Workers' Compensation	0	0	0	0	0	0	0	0	0	0	0	0
18.1	Products Liability - Occurrence	2,817,181	2,524,077	0	1,289,180	60,000	1,078,860	1,100,644	31,548	584,741	607,644	497,255	131
18.2	Products Liability - Claims-Made	18,000	13,217	0	4,784	0	3,646	3,646	0	2,404	2,404	3,172	0
19.1	Private Passenger Auto No-Fault (Personal Injury Protection)	0	0	0	0	0	0	0	0	0	0	0	0
19.2	Other Private Passenger Auto Liability	0	0	0	0	0	0	0	0	0	0	0	0
19.3	Commercial Auto No-Fault (Personal Injury Protection)	0	0	0	0	0	0	0	0	0	0	0	0
19.4	Other Commercial Auto Liability	0	0	0	0	0	223,952	450,000	0	0	24,403	0	0
21.1	Private Passenger Auto Physical Damage	0	0	0	0	0	0	0	0	0	0	0	0
21.2	Commercial Auto Physical Damage	0	0	0	0	0	0	0	0	0	0	0	0
22.	Aircraft (all perils)	0	0	0	0	0	0	0	0	0	0	0	0
23.	Fidelity	0	0	0	0	0	0	0	0	0	0	0	0
24.	Surety	0	0	0	0	0	0	0	0	0	0	0	0
26.	Burglary and Theft	0	0	0	0	0	0	0	0	0	0	0	0
27.	Boiler and Machinery	25,716	21,252	0	14,373	0	0	0	0	0	0	4,540	1
28.	Credit	0	0	0	0	0	0	0	0	0	0	0	0
29.	International	0	0	0	0	0	0	0	0	0	0	0	0
30.	Warranty	0	0	0	0	0	0	0	0	0	0	0	0
31.	Reins nonproportional assumed property	XXX	XXX	XXX	XXX	XXX	XXX	XXX	XXX	XXX	XXX	XXX	XXX
32.	Reins nonproportional assumed liability	XXX	XXX	XXX	XXX	XXX	XXX	XXX	XXX	XXX	XXX	XXX	XXX
33.	Reins nonproportional assumed financial lines	XXX	XXX	XXX	XXX	XXX	XXX	XXX	XXX	XXX	XXX	XXX	XXX
34.	Aggregate Write-Ins for Other Lines of Business	0	0	0	0	0	0	0	0	0	0	0	0
35.	Total (a)	9,561,351	8,605,864	0	4,125,254	1,022,489	3,847,242	6,742,017	119,278	1,000,988	1,391,567	1,707,034	497
DETAILS OF WRITE-INS													
3401.	Collateral Protection	0	0	0	0	0	0	0	0	0	0	0	0
3402.	Involuntary Unemployment	0	0	0	0	0	0	0	0	0	0	0	0
3403.	Patent Risk	0	0	0	0	0	0	0	0	0	0	0	0
3498.	Summary of remaining write-ins for Line 34 from overflow page	0	0	0	0	0	0	0	0	0	0	0	0
3499.	Totals (Lines 3401 through 3403 plus 3498)(Line 34 above)	0	0	0	0	0	0	0	0	0	0	0	0

(a) Finance and service charges not included in Lines 1 to 35 \$0
(b) For health business on indicated lines report: Number of persons insured under PPO managed care products0 and number of persons insured under indemnity only products0 .



ANNUAL STATEMENT FOR THE YEAR 2024 OF THE GREAT AMERICAN RISK SOLUTIONS SURPLUS LINES INSURANCE COMPANY

EXHIBIT OF PREMIUMS AND LOSSES (Statutory Page 14)

NAIC Group Code 0084

BUSINESS IN THE STATE OF West Virginia

DURING THE YEAR 2024

NAIC Company Code 35351

Line of Business		Gross Premiums, Including Policy and Membership Fees, Less Return Premiums and Premiums on Policies not Taken		3 Dividends Paid or Credited to Policyholders on Direct Business	4 Direct Unearned Premium Reserves	5 Direct Losses Paid (deducting salvage)	6 Direct Losses Incurred	7 Direct Losses Unpaid	8 Direct Defense and Cost Containment Expense Paid	9 Direct Defense and Cost Containment Expense Incurred	10 Direct Defense and Cost Containment Expense Unpaid	11 Commissions and Brokerage Expenses	12 Taxes, Licenses and Fees
		1 Direct Premiums Written	2 Direct Premiums Earned										
1.	Fire	0	0	0	0	0	4	4	0	0	0	0	0
2.1	Allied Lines	0	0	0	0	0	1	1	0	0	0	0	0
2.2	Multiple Peril Crop	0	0	0	0	0	0	0	0	0	0	0	0
2.3	Federal Flood	0	0	0	0	0	0	0	0	0	0	0	0
2.4	Private Crop	0	0	0	0	0	0	0	0	0	0	0	0
2.5	Private Flood	0	0	0	0	0	0	0	0	0	0	0	0
3.	Farmowners Multiple Peril	0	0	0	0	0	0	0	0	0	0	0	0
4.	Homeowners Multiple Peril	0	0	0	0	0	0	0	0	0	0	0	0
5.1	Commercial Multiple Peril (Non-Liability Portion)	34,317	131,850	0	6,769	1,100,000	17,067	188,863	49,048	50,955	12,850	6,311	184
5.2	Commercial Multiple Peril (Liability Portion)	0	0	0	0	0	0	0	0	0	0	0	0
6.	Mortgage Guaranty	0	0	0	0	0	0	0	0	0	0	0	0
8.	Ocean Marine	0	0	0	0	0	0	0	0	0	0	0	0
9.1	Inland Marine	0	0	0	0	0	0	0	0	0	0	0	0
9.2	Pet Insurance Plans	0	0	0	0	0	0	0	0	0	0	0	0
10.	Financial Guaranty	0	0	0	0	0	0	0	0	0	0	0	0
11.1	Medical Professional Liability - Occurrence	0	0	0	0	0	0	0	0	0	0	0	0
11.2	Medical Professional Liability - Claims-Made	0	0	0	0	0	0	0	0	0	0	0	0
12.	Earthquake	0	0	0	0	0	0	0	0	0	0	0	0
13.1	Comprehensive (hospital and medical) ind (b)	0	0	0	0	0	0	0	0	0	0	0	0
13.2	Comprehensive (hospital and medical) group (b)	0	0	0	0	0	0	0	0	0	0	0	0
14.	Credit A&H (Group and Individual)	0	0	0	0	0	0	0	0	0	0	0	0
15.1	Vision Only (b).....	0	0	0	0	0	0	0	0	0	0	0	0
15.2	Dental Only (b)	0	0	0	0	0	0	0	0	0	0	0	0
15.3	Disability Income (b)	0	0	0	0	0	0	0	0	0	0	0	0
15.4	Medicare Supplement (b)	0	0	0	0	0	0	0	0	0	0	0	0
15.5	Medicaid Title XIX (b)	0	0	0	0	0	0	0	0	0	0	0	0
15.6	Medicare Title XVIII (b).....	0	0	0	0	0	0	0	0	0	0	0	0
15.7	Long-Term Care (b)	0	0	0	0	0	0	0	0	0	0	0	0
15.8	Federal Employees Health Benefits Plan (b)	0	0	0	0	0	0	0	0	0	0	0	0
15.9	Other Health (b)	0	0	0	0	0	0	0	0	0	0	0	0
16.	Workers' Compensation	0	0	0	0	0	0	0	0	0	0	0	0
17.1	Other Liability - Occurrence	560,067	458,394	0	209,188	0	155,141	541,789	0	13,015	139,148	93,255	466
17.2	Other Liability - Claims-Made	313,576	322,790	0	134,423	0	165,609	221,167	59,729	112,268	73,802	56,488	374
17.3	Excess Workers' Compensation	0	0	0	0	0	0	0	0	0	0	0	0
18.1	Products Liability - Occurrence	678,716	368,093	0	323,745	0	122,902	124,791	0	87,027	87,796	106,539	142
18.2	Products Liability - Claims-Made	3,228	3,136	0	1,344	0	689	1,203	0	239	436	565	4
19.1	Private Passenger Auto No-Fault (Personal Injury Protection)	0	0	0	0	0	0	0	0	0	0	0	0
19.2	Other Private Passenger Auto Liability	0	0	0	0	0	0	0	0	0	0	0	0
19.3	Commercial Auto No-Fault (Personal Injury Protection)	0	0	0	0	0	0	0	0	0	0	0	0
19.4	Other Commercial Auto Liability	0	0	0	0	0	0	215,343	0	(893)	6,146	0	0
21.1	Private Passenger Auto Physical Damage	0	0	0	0	0	0	0	0	0	0	0	0
21.2	Commercial Auto Physical Damage	0	0	0	0	0	0	0	0	0	0	0	0
22.	Aircraft (all perils)	0	0	0	0	0	0	0	0	0	0	0	0
23.	Fidelity	0	0	0	0	0	0	0	0	0	0	0	0
24.	Surety	0	0	0	0	0	0	0	0	0	0	0	0
26.	Burglary and Theft	0	0	0	0	0	0	0	0	0	0	0	0
27.	Boiler and Machinery	644	1,771	0	127	0	0	0	0	0	0	117	2
28.	Credit	0	0	0	0	0	0	0	0	0	0	0	0
29.	International	0	0	0	0	0	0	0	0	0	0	0	0
30.	Warranty	0	0	0	0	0	0	0	0	0	0	0	0
31.	Reins nonproportional assumed property	XXX	XXX	XXX	XXX	XXX	XXX	XXX	XXX	XXX	XXX	XXX	XXX
32.	Reins nonproportional assumed liability	XXX	XXX	XXX	XXX	XXX	XXX	XXX	XXX	XXX	XXX	XXX	XXX
33.	Reins nonproportional assumed financial lines	XXX	XXX	XXX	XXX	XXX	XXX	XXX	XXX	XXX	XXX	XXX	XXX
34.	Aggregate Write-Ins for Other Lines of Business	0	0	0	0	0	0	0	0	0	0	0	0
35.	Total (a)	1,599,762	1,276,821	0	675,597	1,100,000	461,412	1,293,160	108,777	262,612	320,179	263,274	1,172
DETAILS OF WRITE-INS													
3401.	Collateral Protection	0	0	0	0	0	0	0	0	0	0	0	0
3402.	Involuntary Unemployment	0	0	0	0	0	0	0	0	0	0	0	0
3403.	Patent Risk	0	0	0	0	0	0	0	0	0	0	0	0
3498.	Summary of remaining write-ins for Line 34 from overflow page	0	0	0	0	0	0	0	0	0	0	0	0
3499.	Totals (Lines 3401 through 3403 plus 3498)(Line 34 above)	0	0	0	0	0	0	0	0	0	0	0	0

(a) Finance and service charges not included in Lines 1 to 35 \$ 0
(b) For health business on indicated lines report: Number of persons insured under PPO managed care products 0 and number of persons insured under indemnity only products 0



ANNUAL STATEMENT FOR THE YEAR 2024 OF THE GREAT AMERICAN RISK SOLUTIONS SURPLUS LINES INSURANCE COMPANY

EXHIBIT OF PREMIUMS AND LOSSES (Statutory Page 14)

NAIC Group Code 0084

BUSINESS IN THE STATE OF Wisconsin

DURING THE YEAR 2024

NAIC Company Code 35351

Line of Business		Gross Premiums, Including Policy and Membership Fees, Less Return Premiums and Premiums on Policies not Taken		3	4	5	6	7	8	9	10	11	12
		1	2										
		Direct Premiums Written	Direct Premiums Earned	Dividends Paid or Credited to Policyholders on Direct Business	Direct Unearned Premium Reserves	Direct Losses Paid (deducting salvage)	Direct Losses Incurred	Direct Losses Unpaid	Direct Defense and Cost Containment Expense Paid	Direct Defense and Cost Containment Expense Incurred	Direct Defense and Cost Containment Expense Unpaid	Commissions and Brokerage Expenses	Taxes, Licenses and Fees
1.	Fire	0	0	0	0	0	0	0	0	0	0	0	0
2.1	Allied Lines	0	0	0	0	0	3	8	0	(1)	0	0	0
2.2	Multiple Peril Crop	0	0	0	0	0	0	0	0	0	0	0	0
2.3	Federal Flood	0	0	0	0	0	0	0	0	0	0	0	0
2.4	Private Crop	0	0	0	0	0	0	0	0	0	0	0	0
2.5	Private Flood	0	0	0	0	0	0	0	0	0	0	0	0
3.	Farmowners Multiple Peril	0	0	0	0	0	0	0	0	0	0	0	0
4.	Homeowners Multiple Peril	0	0	0	0	0	0	0	0	0	0	0	0
5.1	Commercial Multiple Peril (Non-Liability Portion)	640,245	700,256	0	509,025	439,552	487,245	196,897	9,683	40,412	59,504	111,368	44
5.2	Commercial Multiple Peril (Liability Portion)	0	0	0	0	0	0	0	0	0	0	0	0
6.	Mortgage Guaranty	0	0	0	0	0	0	0	0	0	0	0	0
8.	Ocean Marine	0	0	0	0	0	0	0	0	0	0	0	0
9.1	Inland Marine	0	0	0	0	0	0	0	0	0	0	0	0
9.2	Pet Insurance Plans	0	0	0	0	0	0	0	0	0	0	0	0
10.	Financial Guaranty	0	0	0	0	0	0	0	0	0	0	0	0
11.1	Medical Professional Liability - Occurrence	0	0	0	0	0	0	0	0	0	0	0	0
11.2	Medical Professional Liability - Claims-Made	0	0	0	0	0	0	0	0	0	0	0	0
12.	Earthquake	0	0	0	0	0	0	0	0	0	0	0	0
13.1	Comprehensive (hospital and medical) ind (b)	0	0	0	0	0	0	0	0	0	0	0	0
13.2	Comprehensive (hospital and medical) group (b)	0	0	0	0	0	0	0	0	0	0	0	0
14.	Credit A&H (Group and Individual)	0	0	0	0	0	0	0	0	0	0	0	0
15.1	Vision Only (b).....	0	0	0	0	0	0	0	0	0	0	0	0
15.2	Dental Only (b)	0	0	0	0	0	0	0	0	0	0	0	0
15.3	Disability Income (b)	0	0	0	0	0	0	0	0	0	0	0	0
15.4	Medicare Supplement (b)	0	0	0	0	0	0	0	0	0	0	0	0
15.5	Medicaid Title XIX (b)	0	0	0	0	0	0	0	0	0	0	0	0
15.6	Medicare Title XVIII (b).....	0	0	0	0	0	0	0	0	0	0	0	0
15.7	Long-Term Care (b)	0	0	0	0	0	0	0	0	0	0	0	0
15.8	Federal Employees Health Benefits Plan (b)	0	0	0	0	0	0	0	0	0	0	0	0
15.9	Other Health (b)	0	0	0	0	0	0	0	0	0	0	0	0
16.	Workers' Compensation	0	0	0	0	0	0	0	0	0	0	0	0
17.1	Other Liability - Occurrence	8,658,633	6,701,476	0	3,954,757	0	3,479,210	4,016,493	0	569,199	685,046	1,365,790	368
17.2	Other Liability - Claims-Made	150,120	134,157	0	107,802	0	63,309	77,384	0	11,965	12,954	26,640	13
17.3	Excess Workers' Compensation	0	0	0	0	0	0	0	0	0	0	0	0
18.1	Products Liability - Occurrence	6,721,125	4,106,978	0	3,194,674	50,000	1,439,672	1,455,755	142	948,479	978,875	988,197	191
18.2	Products Liability - Claims-Made	0	0	0	0	0	0	0	0	0	0	0	0
19.1	Private Passenger Auto No-Fault (Personal Injury Protection)	0	0	0	0	0	0	0	0	0	0	0	0
19.2	Other Private Passenger Auto Liability	0	0	0	0	0	0	0	0	0	0	0	0
19.3	Commercial Auto No-Fault (Personal Injury Protection)	0	0	0	0	0	0	0	0	0	0	0	0
19.4	Other Commercial Auto Liability	0	0	0	0	0	0	0	0	0	0	0	0
21.1	Private Passenger Auto Physical Damage	0	0	0	0	0	0	0	0	0	0	0	0
21.2	Commercial Auto Physical Damage	0	0	0	0	0	0	0	0	0	0	0	0
22.	Aircraft (all perils)	0	0	0	0	0	0	0	0	0	0	0	0
23.	Fidelity	0	0	0	0	0	0	0	0	0	0	0	0
24.	Surety	0	0	0	0	0	0	0	0	0	0	0	0
26.	Burglary and Theft	0	0	0	0	0	0	0	0	0	0	0	0
27.	Boiler and Machinery	3,638	5,464	0	3,302	0	0	0	0	0	0	644	0
28.	Credit	0	0	0	0	0	0	0	0	0	0	0	0
29.	International	0	0	0	0	0	0	0	0	0	0	0	0
30.	Warranty	0	0	0	0	0	0	0	0	0	0	0	0
31.	Reins nonproportional assumed property	XXX	XXX	XXX	XXX	XXX	XXX	XXX	XXX	XXX	XXX	XXX	XXX
32.	Reins nonproportional assumed liability	XXX	XXX	XXX	XXX	XXX	XXX	XXX	XXX	XXX	XXX	XXX	XXX
33.	Reins nonproportional assumed financial lines	XXX	XXX	XXX	XXX	XXX	XXX	XXX	XXX	XXX	XXX	XXX	XXX
34.	Aggregate Write-Ins for Other Lines of Business	0	0	0	0	0	0	0	0	0	0	0	0
35.	Total (a)	16,173,761	11,648,331	0	7,769,559	489,552	5,469,438	5,746,537	9,825	1,570,055	1,736,378	2,492,639	616
DETAILS OF WRITE-INS													
3401.	Collateral Protection	0	0	0	0	0	0	0	0	0	0	0	0
3402.	Involuntary Unemployment	0	0	0	0	0	0	0	0	0	0	0	0
3403.	Patent Risk	0	0	0	0	0	0	0	0	0	0	0	0
3498.	Summary of remaining write-ins for Line 34 from overflow page	0	0	0	0	0	0	0	0	0	0	0	0
3499.	Totals (Lines 3401 through 3403 plus 3498)(Line 34 above)	0	0	0	0	0	0	0	0	0	0	0	0

(a) Finance and service charges not included in Lines 1 to 35 \$0
(b) For health business on indicated lines report: Number of persons insured under PPO managed care products0 and number of persons insured under indemnity only products0 .



ANNUAL STATEMENT FOR THE YEAR 2024 OF THE GREAT AMERICAN RISK SOLUTIONS SURPLUS LINES INSURANCE COMPANY

EXHIBIT OF PREMIUMS AND LOSSES (Statutory Page 14)

NAIC Group Code 0084 BUSINESS IN THE STATE OF Wyoming DURING THE YEAR 2024 NAIC Company Code 35351

Line of Business		Gross Premiums, Including Policy and Membership Fees, Less Return Premiums and Premiums on Policies not Taken		3	4	5	6	7	8	9	10	11	12
		1	2										
		Direct Premiums Written	Direct Premiums Earned	Dividends Paid or Credited to Policyholders on Direct Business	Direct Unearned Premium Reserves	Direct Losses Paid (deducting salvage)	Direct Losses Incurred	Direct Losses Unpaid	Direct Defense and Cost Containment Expense Paid	Direct Defense and Cost Containment Expense Incurred	Direct Defense and Cost Containment Expense Unpaid	Commissions and Brokerage Expenses	Taxes, Licenses and Fees
1.	Fire	0	0	0	0	0	0	0	0	0	0	0	0
2.1	Allied Lines	0	0	0	0	0	0	0	0	0	0	0	0
2.2	Multiple Peril Crop	0	0	0	0	0	0	0	0	0	0	0	0
2.3	Federal Flood	0	0	0	0	0	0	0	0	0	0	0	0
2.4	Private Crop	0	0	0	0	0	0	0	0	0	0	0	0
2.5	Private Flood	0	0	0	0	0	0	0	0	0	0	0	0
3.	Farmowners Multiple Peril	0	0	0	0	0	0	0	0	0	0	0	0
4.	Homeowners Multiple Peril	0	0	0	0	0	0	0	0	0	0	0	0
5.1	Commercial Multiple Peril (Non-Liability Portion)	263,935	309,434	0	94,074	0	14,117	89,069	0	6,184	20,808	46,919	17
5.2	Commercial Multiple Peril (Liability Portion)	0	0	0	0	0	0	0	0	0	0	0	0
6.	Mortgage Guaranty	0	0	0	0	0	0	0	0	0	0	0	0
8.	Ocean Marine	0	0	0	0	0	0	0	0	0	0	0	0
9.1	Inland Marine	0	0	0	0	0	0	0	0	0	0	0	0
9.2	Pet Insurance Plans	0	0	0	0	0	0	0	0	0	0	0	0
10.	Financial Guaranty	0	0	0	0	0	0	0	0	0	0	0	0
11.1	Medical Professional Liability - Occurrence	0	0	0	0	0	0	0	0	0	0	0	0
11.2	Medical Professional Liability - Claims-Made	0	0	0	0	0	0	0	0	0	0	0	0
12.	Earthquake	0	0	0	0	0	0	0	0	0	0	0	0
13.1	Comprehensive (hospital and medical) ind (b)	0	0	0	0	0	0	0	0	0	0	0	0
13.2	Comprehensive (hospital and medical) group (b)	0	0	0	0	0	0	0	0	0	0	0	0
14.	Credit A&H (Group and Individual)	0	0	0	0	0	0	0	0	0	0	0	0
15.1	Vision Only (b).....	0	0	0	0	0	0	0	0	0	0	0	0
15.2	Dental Only (b)	0	0	0	0	0	0	0	0	0	0	0	0
15.3	Disability Income (b)	0	0	0	0	0	0	0	0	0	0	0	0
15.4	Medicare Supplement (b)	0	0	0	0	0	0	0	0	0	0	0	0
15.5	Medicaid Title XIX (b)	0	0	0	0	0	0	0	0	0	0	0	0
15.6	Medicare Title XVIII (b).....	0	0	0	0	0	0	0	0	0	0	0	0
15.7	Long-Term Care (b)	0	0	0	0	0	0	0	0	0	0	0	0
15.8	Federal Employees Health Benefits Plan (b)	0	0	0	0	0	0	0	0	0	0	0	0
15.9	Other Health (b)	0	0	0	0	0	0	0	0	0	0	0	0
16.	Workers' Compensation	0	0	0	0	0	0	0	0	0	0	0	0
17.1	Other Liability - Occurrence	141,929	97,504	0	56,578	0	44,433	47,858	0	7,456	8,368	25,062	4
17.2	Other Liability - Claims-Made	0	0	0	0	0	(8,927)	12,665	0	(2,767)	4,686	0	0
17.3	Excess Workers' Compensation	0	0	0	0	0	0	0	0	0	0	0	0
18.1	Products Liability - Occurrence	215,480	158,588	0	98,281	0	48,438	50,841	0	32,003	33,567	37,966	7
18.2	Products Liability - Claims-Made	10,000	4,247	0	5,753	0	1,090	1,224	0	747	793	1,755	0
19.1	Private Passenger Auto No-Fault (Personal Injury Protection)	0	0	0	0	0	0	0	0	0	0	0	0
19.2	Other Private Passenger Auto Liability	0	0	0	0	0	0	0	0	0	0	0	0
19.3	Commercial Auto No-Fault (Personal Injury Protection)	0	0	0	0	0	0	0	0	0	0	0	0
19.4	Other Commercial Auto Liability	0	0	0	0	0	0	0	0	0	0	0	0
21.1	Private Passenger Auto Physical Damage	0	0	0	0	0	0	0	0	0	0	0	0
21.2	Commercial Auto Physical Damage	0	0	0	0	0	0	0	0	0	0	0	0
22.	Aircraft (all perils)	0	0	0	0	0	0	0	0	0	0	0	0
23.	Fidelity	0	0	0	0	0	0	0	0	0	0	0	0
24.	Surety	0	0	0	0	0	0	0	0	0	0	0	0
26.	Burglary and Theft	0	0	0	0	0	0	0	0	0	0	0	0
27.	Boiler and Machinery	3,251	4,357	0	912	0	0	0	0	0	0	579	0
28.	Credit	0	0	0	0	0	0	0	0	0	0	0	0
29.	International	0	0	0	0	0	0	0	0	0	0	0	0
30.	Warranty	0	0	0	0	0	0	0	0	0	0	0	0
31.	Reins nonproportional assumed property	XXX	XXX	XXX	XXX	XXX	XXX	XXX	XXX	XXX	XXX	XXX	XXX
32.	Reins nonproportional assumed liability	XXX	XXX	XXX	XXX	XXX	XXX	XXX	XXX	XXX	XXX	XXX	XXX
33.	Reins nonproportional assumed financial lines	XXX	XXX	XXX	XXX	XXX	XXX	XXX	XXX	XXX	XXX	XXX	XXX
34.	Aggregate Write-Ins for Other Lines of Business	0	0	0	0	0	0	0	0	0	0	0	0
35.	Total (a)	634,595	574,130	0	255,598	0	99,150	201,657	0	43,621	68,222	112,283	29
DETAILS OF WRITE-INS													
3401.	Collateral Protection	0	0	0	0	0	0	0	0	0	0	0	0
3402.	Involuntary Unemployment	0	0	0	0	0	0	0	0	0	0	0	0
3403.	Patent Risk	0	0	0	0	0	0	0	0	0	0	0	0
3498.	Summary of remaining write-ins for Line 34 from overflow page	0	0	0	0	0	0	0	0	0	0	0	0
3499.	Totals (Lines 3401 through 3403 plus 3498)(Line 34 above)	0	0	0	0	0	0	0	0	0	0	0	0

(a) Finance and service charges not included in Lines 1 to 35 \$ 0
(b) For health business on indicated lines report: Number of persons insured under PPO managed care products 0 and number of persons insured under indemnity only products 0



ANNUAL STATEMENT FOR THE YEAR 2024 OF THE GREAT AMERICAN RISK SOLUTIONS SURPLUS LINES INSURANCE COMPANY

EXHIBIT OF PREMIUMS AND LOSSES (Statutory Page 14)

NAIC Group Code 0084 BUSINESS IN THE STATE OF Puerto Rico DURING THE YEAR 2024 NAIC Company Code 35351

Line of Business		Gross Premiums, Including Policy and Membership Fees, Less Return Premiums and Premiums on Policies not Taken		3	4	5	6	7	8	9	10	11	12
		1	2										
		Direct Premiums Written	Direct Premiums Earned	Dividends Paid or Credited to Policyholders on Direct Business	Direct Unearned Premium Reserves	Direct Losses Paid (deducting salvage)	Direct Losses Incurred	Direct Losses Unpaid	Direct Defense and Cost Containment Expense Paid	Direct Defense and Cost Containment Expense Incurred	Direct Defense and Cost Containment Expense Unpaid	Commissions and Brokerage Expenses	Taxes, Licenses and Fees
1.	Fire	0	0	0	0	0	0	0	0	0	0	0	0
2.1	Allied Lines	0	0	0	0	0	0	0	0	0	0	0	0
2.2	Multiple Peril Crop	0	0	0	0	0	0	0	0	0	0	0	0
2.3	Federal Flood	0	0	0	0	0	0	0	0	0	0	0	0
2.4	Private Crop	0	0	0	0	0	0	0	0	0	0	0	0
2.5	Private Flood	0	0	0	0	0	0	0	0	0	0	0	0
3.	Farmowners Multiple Peril	0	0	0	0	0	0	0	0	0	0	0	0
4.	Homeowners Multiple Peril	0	0	0	0	0	0	0	0	0	0	0	0
5.1	Commercial Multiple Peril (Non-Liability Portion)	0	0	0	0	0	0	0	0	0	0	0	0
5.2	Commercial Multiple Peril (Liability Portion)	0	0	0	0	0	0	0	0	0	0	0	0
6.	Mortgage Guaranty	0	0	0	0	0	0	0	0	0	0	0	0
8.	Ocean Marine	0	0	0	0	0	0	0	0	0	0	0	54
9.1	Inland Marine	0	0	0	0	0	0	0	0	0	0	0	0
9.2	Pet Insurance Plans	0	0	0	0	0	0	0	0	0	0	0	0
10.	Financial Guaranty	0	0	0	0	0	0	0	0	0	0	0	0
11.1	Medical Professional Liability - Occurrence	0	0	0	0	0	0	0	0	0	0	0	0
11.2	Medical Professional Liability - Claims-Made	0	0	0	0	0	0	0	0	0	0	0	0
12.	Earthquake	0	0	0	0	0	0	0	0	0	0	0	0
13.1	Comprehensive (hospital and medical) ind (b)	0	0	0	0	0	0	0	0	0	0	0	0
13.2	Comprehensive (hospital and medical) group (b)	0	0	0	0	0	0	0	0	0	0	0	0
14.	Credit A&H (Group and Individual)	0	0	0	0	0	0	0	0	0	0	0	0
15.1	Vision Only (b).....	0	0	0	0	0	0	0	0	0	0	0	0
15.2	Dental Only (b)	0	0	0	0	0	0	0	0	0	0	0	0
15.3	Disability Income (b)	0	0	0	0	0	0	0	0	0	0	0	0
15.4	Medicare Supplement (b)	0	0	0	0	0	0	0	0	0	0	0	0
15.5	Medicaid Title XIX (b)	0	0	0	0	0	0	0	0	0	0	0	0
15.6	Medicare Title XVIII (b).....	0	0	0	0	0	0	0	0	0	0	0	0
15.7	Long-Term Care (b)	0	0	0	0	0	0	0	0	0	0	0	0
15.8	Federal Employees Health Benefits Plan (b)	0	0	0	0	0	0	0	0	0	0	0	0
15.9	Other Health (b)	0	0	0	0	0	0	0	0	0	0	0	0
16.	Workers' Compensation	0	0	0	0	0	0	0	0	0	0	0	0
17.1	Other Liability - Occurrence	0	0	0	0	0	0	0	0	0	0	0	0
17.2	Other Liability - Claims-Made	0	0	0	0	0	0	0	0	0	0	0	0
17.3	Excess Workers' Compensation	0	0	0	0	0	0	0	0	0	0	0	0
18.1	Products Liability - Occurrence	0	0	0	0	0	0	0	0	0	0	0	0
18.2	Products Liability - Claims-Made	0	0	0	0	0	0	0	0	0	0	0	0
19.1	Private Passenger Auto No-Fault (Personal Injury Protection)	0	0	0	0	0	0	0	0	0	0	0	0
19.2	Other Private Passenger Auto Liability	0	0	0	0	0	0	0	0	0	0	0	0
19.3	Commercial Auto No-Fault (Personal Injury Protection)	0	0	0	0	0	0	0	0	0	0	0	0
19.4	Other Commercial Auto Liability	0	0	0	0	0	0	0	0	0	0	0	0
21.1	Private Passenger Auto Physical Damage	0	0	0	0	0	0	0	0	0	0	0	0
21.2	Commercial Auto Physical Damage	0	0	0	0	0	0	0	0	0	0	0	0
22.	Aircraft (all perils)	0	0	0	0	0	0	0	0	0	0	0	118
23.	Fidelity	0	0	0	0	0	0	0	0	0	0	0	149
24.	Surety	0	0	0	0	0	0	0	0	0	0	0	176
26.	Burglary and Theft	0	0	0	0	0	0	0	0	0	0	0	0
27.	Boiler and Machinery	0	0	0	0	0	0	0	0	0	0	0	0
28.	Credit	0	0	0	0	0	0	0	0	0	0	0	554
29.	International	0	0	0	0	0	0	0	0	0	0	0	0
30.	Warranty	0	0	0	0	0	0	0	0	0	0	0	0
31.	Reins nonproportional assumed property	XXX	XXX	XXX	XXX	XXX	XXX	XXX	XXX	XXX	XXX	XXX	XXX
32.	Reins nonproportional assumed liability	XXX	XXX	XXX	XXX	XXX	XXX	XXX	XXX	XXX	XXX	XXX	XXX
33.	Reins nonproportional assumed financial lines	XXX	XXX	XXX	XXX	XXX	XXX	XXX	XXX	XXX	XXX	XXX	XXX
34.	Aggregate Write-Ins for Other Lines of Business	0	0	0	0	0	0	0	0	0	0	0	0
35.	Total (a)	0	0	0	0	0	0	0	0	0	0	0	1,051
DETAILS OF WRITE-INS													
3401.	Collateral Protection	0	0	0	0	0	0	0	0	0	0	0	0
3402.	Involuntary Unemployment	0	0	0	0	0	0	0	0	0	0	0	0
3403.	Patent Risk	0	0	0	0	0	0	0	0	0	0	0	0
3498.	Summary of remaining write-ins for Line 34 from overflow page	0	0	0	0	0	0	0	0	0	0	0	0
3499.	Totals (Lines 3401 through 3403 plus 3498)(Line 34 above)	0	0	0	0	0	0	0	0	0	0	0	0

(a) Finance and service charges not included in Lines 1 to 35 \$ 0
(b) For health business on indicated lines report: Number of persons insured under PPO managed care products 0 and number of persons insured under indemnity only products 0 .



ANNUAL STATEMENT FOR THE YEAR 2024 OF THE GREAT AMERICAN RISK SOLUTIONS SURPLUS LINES INSURANCE COMPANY

EXHIBIT OF PREMIUMS AND LOSSES (Statutory Page 14)

NAIC Group Code 0084 BUSINESS IN THE STATE OF Grand Total DURING THE YEAR 2024 NAIC Company Code 35351

Line of Business		Gross Premiums, Including Policy and Membership Fees, Less Return Premiums and Premiums on Policies not Taken		3	4	5	6	7	8	9	10	11	12
		1	2										
		Direct Premiums Written	Direct Premiums Earned	Dividends Paid or Credited to Policyholders on Direct Business	Direct Unearned Premium Reserves	Direct Losses Paid (deducting salvage)	Direct Losses Incurred	Direct Losses Unpaid	Direct Defense and Cost Containment Expense Paid	Direct Defense and Cost Containment Expense Incurred	Direct Defense and Cost Containment Expense Unpaid	Commissions and Brokerage Expenses	Taxes, Licenses and Fees
1.	Fire	266,960	328,320	0	154,684	0	(25,927)	117,363	0	(5,629)	29,474	54,728	23,455
2.1	Allied Lines	43,458	53,448	0	25,181	0	(4,322)	19,315	0	(970)	4,817	7,714	19
2.2	Multiple Peril Crop	0	0	0	0	0	0	0	0	0	0	0	0
2.3	Federal Flood	0	0	0	0	0	0	0	0	0	0	0	0
2.4	Private Crop	0	0	0	0	0	0	0	0	0	0	0	0
2.5	Private Flood	0	0	0	0	0	0	0	0	0	0	0	0
3.	Farmowners Multiple Peril	0	0	0	0	0	0	0	0	0	0	0	0
4.	Homeowners Multiple Peril	0	0	0	0	0	0	0	0	0	0	0	0
5.1	Commercial Multiple Peril (Non-Liability Portion)	74,081,134	77,066,217	0	36,852,496	14,043,831	19,430,638	30,028,118	1,544,757	3,957,567	5,848,844	13,092,272	27,879
5.2	Commercial Multiple Peril (Liability Portion)	0	0	0	0	0	0	0	0	0	0	0	0
6.	Mortgage Guaranty	0	0	0	0	0	0	0	0	0	0	0	0
8.	Ocean Marine	0	0	0	0	0	0	0	0	0	0	0	54
9.1	Inland Marine	0	0	0	0	0	0	0	0	0	0	0	0
9.2	Pet Insurance Plans	0	0	0	0	0	0	0	0	0	0	0	0
10.	Financial Guaranty	0	0	0	0	0	0	0	0	0	0	0	0
11.1	Medical Professional Liability - Occurrence	0	0	0	0	0	0	0	0	0	0	0	0
11.2	Medical Professional Liability - Claims-Made	0	0	0	0	0	0	0	0	0	0	0	0
12.	Earthquake	0	0	0	0	0	0	0	0	0	0	0	0
13.1	Comprehensive (hospital and medical) ind (b)	0	0	0	0	0	0	0	0	0	0	0	0
13.2	Comprehensive (hospital and medical) group (b)	0	0	0	0	0	0	0	0	0	0	0	0
14.	Credit A&H (Group and Individual)	0	0	0	0	0	0	0	0	0	0	0	0
15.1	Vision Only (b).....	0	0	0	0	0	0	0	0	0	0	0	0
15.2	Dental Only (b)	0	0	0	0	0	0	0	0	0	0	0	0
15.3	Disability Income (b)	0	0	0	0	0	0	0	0	0	0	0	0
15.4	Medicare Supplement (b)	0	0	0	0	0	0	0	0	0	0	0	0
15.5	Medicaid Title XIX (b)	0	0	0	0	0	0	0	0	0	0	0	0
15.6	Medicare Title XVIII (b).....	0	0	0	0	0	0	0	0	0	0	0	0
15.7	Long-Term Care (b)	0	0	0	0	0	0	0	0	0	0	0	0
15.8	Federal Employees Health Benefits Plan (b)	0	0	0	0	0	0	0	0	0	0	0	0
15.9	Other Health (b)	0	0	0	0	0	0	0	0	0	0	0	0
16.	Workers' Compensation	0	0	0	0	0	0	0	0	0	0	0	0
17.1	Other Liability - Occurrence	300,450,910	249,359,599	0	138,104,490	42,342,061	114,960,882	361,255,668	12,722,213	24,300,670	76,301,131	48,738,308	162,871
17.2	Other Liability - Claims-Made	37,496,847	34,205,930	0	17,395,502	18,105,515	16,399,217	37,122,995	3,545,614	3,687,927	9,483,809	6,064,206	23,653
17.3	Excess Workers' Compensation	0	0	0	0	0	0	0	0	0	0	0	0
18.1	Products Liability - Occurrence	157,657,681	124,143,528	0	74,183,511	3,720,777	44,598,170	61,406,419	1,511,167	26,657,840	32,488,207	27,075,669	86,724
18.2	Products Liability - Claims-Made	5,067,498	4,521,849	0	2,481,182	0	1,301,596	1,610,362	105	693,224	821,367	791,944	1,464
19.1	Private Passenger Auto No-Fault (Personal Injury Protection)	0	0	0	0	0	0	0	0	0	0	0	0
19.2	Other Private Passenger Auto Liability	0	0	0	0	0	0	0	0	0	0	0	0
19.3	Commercial Auto No-Fault (Personal Injury Protection)	0	0	0	0	0	0	0	0	0	0	0	0
19.4	Other Commercial Auto Liability	0	0	0	0	629,690	223,952	1,870,468	237,197	224,097	216,755	0	12
21.1	Private Passenger Auto Physical Damage	0	0	0	0	0	0	0	0	0	0	0	0
21.2	Commercial Auto Physical Damage	0	0	0	0	0	0	0	0	0	0	0	0
22.	Aircraft (all perils)	0	0	0	0	0	0	0	0	0	0	0	118
23.	Fidelity	0	0	0	0	0	0	0	0	0	0	0	149
24.	Surety	0	0	0	0	0	0	0	0	0	0	0	176
26.	Burglary and Theft	0	0	0	0	0	0	0	0	0	0	0	0
27.	Boiler and Machinery	1,017,359	1,074,271	0	486,256	225,756	78,635	12,879	35,452	42,146	18,808	179,851	265
28.	Credit	0	0	0	0	0	0	0	0	0	0	0	554
29.	International	0	0	0	0	0	0	0	0	0	0	0	0
30.	Warranty	0	0	0	0	0	0	0	0	0	0	0	0
31.	Reins nonproportional assumed property	XXX	XXX	XXX	XXX	XXX	XXX	XXX	XXX	XXX	XXX	XXX	XXX
32.	Reins nonproportional assumed liability	XXX	XXX	XXX	XXX	XXX	XXX	XXX	XXX	XXX	XXX	XXX	XXX
33.	Reins nonproportional assumed financial lines	XXX	XXX	XXX	XXX	XXX	XXX	XXX	XXX	XXX	XXX	XXX	XXX
34.	Aggregate Write-Ins for Other Lines of Business	0	0	0	0	0	0	0	0	0	0	0	0
35.	Total (a)	576,081,847	490,753,161	0	269,683,301	79,067,632	196,962,840	493,443,588	19,596,505	59,556,871	125,213,211	96,004,693	327,393
DETAILS OF WRITE-INS													
3401.	Collateral Protection	0	0	0	0	0	0	0	0	0	0	0	0
3402.	Involuntary Unemployment	0	0	0	0	0	0	0	0	0	0	0	0
3403.	Patent Risk	0	0	0	0	0	0	0	0	0	0	0	0
3498.	Summary of remaining write-ins for Line 34 from overflow page	0	0	0	0	0	0	0	0	0	0	0	0
3499.	Totals (Lines 3401 through 3403 plus 3498)(Line 34 above)	0	0	0	0	0	0	0	0	0	0	0	0

(a) Finance and service charges not included in Lines 1 to 35 \$ 0
(b) For health business on indicated lines report: Number of persons insured under PPO managed care products 0 and number of persons insured under indemnity only products 0

ANNUAL STATEMENT FOR THE YEAR 2024 OF THE GREAT AMERICAN RISK SOLUTIONS SURPLUS LINES INSURANCE COMPANY

SCHEDULE F - PART 1

Assumed Reinsurance as of December 31, Current Year (\$000 Omitted)

[illegible]

ANNUAL STATEMENT FOR THE YEAR 2024 OF THE GREAT AMERICAN RISK SOLUTIONS SURPLUS LINES INSURANCE COMPANY

SCHEDULE F - PART 3

Ceded Reinsurance as of December 31, Current Year (\$000 Omitted)

1 ID Number	2 NAIC Com- pany Code	3 Name of Reinsurer	4 Domiciliary Jurisdiction	5 Special Code	6 Reinsurance Premiums Ceded	Reinsurance Recoverable On								16 Amount in Dispute included in Column 15	Reinsurance Payable		19 Net Amount Recoverable From Reinsurers Cols. 15 - [17 + 18]	20 Funds Held by Company Under Reinsurance Treaties
						7 Paid Losses	8 Paid LAE	9 Known Case Loss Reserves	10 Known Case LAE Reserves	11 IBNR Loss Reserves	12 IBNR LAE Reserves	13 Unearned Premiums	14 Contingent Commis- sions	15 Columns 7 through 14 Totals	17 Ceded Balances Payable	18 Other Amounts Due to Reinsurers		
31-0501234 ..	16691 .	Great American Insurance Company	OH.....		576,082	0	0	146,200	13,569	347,245	126,356	269,683	762	903,815	0	0	903,815	0
0199999. Total Authorized - Affiliates - U.S. Intercompany Pooling					576,082	0	0	146,200	13,569	347,245	126,356	269,683	762	903,815	0	0	903,815	0
0499999. Total Authorized - Affiliates - U.S. Non-Pool					0	0	0	0	0	0	0	0	0	0	0	0	0	0
0799999. Total Authorized - Affiliates - Other (Non-U.S.)					0	0	0	0	0	0	0	0	0	0	0	0	0	0
0899999. Total Authorized - Affiliates					576,082	0	0	146,200	13,569	347,245	126,356	269,683	762	903,815	0	0	903,815	0
1499999. Total Authorized Excluding Protected Cells (Sum of 0899999, 0999999, 1099999, 1199999 and 1299999)					576,082	0	0	146,200	13,569	347,245	126,356	269,683	762	903,815	0	0	903,815	0
1899999. Total Unauthorized - Affiliates - U.S. Non-Pool					0	0	0	0	0	0	0	0	0	0	0	0	0	0
2199999. Total Unauthorized - Affiliates - Other (Non-U.S.)					0	0	0	0	0	0	0	0	0	0	0	0	0	0
2299999. Total Unauthorized - Affiliates					0	0	0	0	0	0	0	0	0	0	0	0	0	0
2899999. Total Unauthorized Excluding Protected Cells (Sum of 2299999, 2399999, 2499999, 2599999 and 2699999)					0	0	0	0	0	0	0	0	0	0	0	0	0	0
3299999. Total Certified - Affiliates - U.S. Non-Pool					0	0	0	0	0	0	0	0	0	0	0	0	0	0
3599999. Total Certified - Affiliates - Other (Non-U.S.)					0	0	0	0	0	0	0	0	0	0	0	0	0	0
3699999. Total Certified - Affiliates					0	0	0	0	0	0	0	0	0	0	0	0	0	0
4299999. Total Certified Excluding Protected Cells (Sum of 3699999, 3799999, 3899999, 3999999 and 4099999)					0	0	0	0	0	0	0	0	0	0	0	0	0	0
4699999. Total Reciprocal Jurisdiction - Affiliates - U.S. Non-Pool					0	0	0	0	0	0	0	0	0	0	0	0	0	0
4999999. Total Reciprocal Jurisdiction - Affiliates - Other (Non-U.S.)					0	0	0	0	0	0	0	0	0	0	0	0	0	0
5099999. Total Reciprocal Jurisdiction - Affiliates					0	0	0	0	0	0	0	0	0	0	0	0	0	0
5699999. Total Reciprocal Jurisdiction Excluding Protected Cells (Sum of 5099999, 5199999, 5299999, 5399999 and 5499999)					0	0	0	0	0	0	0	0	0	0	0	0	0	0
5799999. Total Authorized, Unauthorized, Reciprocal Jurisdiction and Certified Excluding Protected Cells (Sum of 1499999, 2899999, 4299999 and 5699999)					576,082	0	0	146,200	13,569	347,245	126,356	269,683	762	903,815	0	0	903,815	0
5899999. Total Protected Cells (Sum of 1399999, 2799999, 4199999 and 5599999)					0	0	0	0	0	0	0	0	0	0	0	0	0	0
9999999 Totals					576,082	0	0	146,200	13,569	347,245	126,356	269,683	762	903,815	0	0	903,815	0

ANNUAL STATEMENT FOR THE YEAR 2024 OF THE GREAT AMERICAN RISK SOLUTIONS SURPLUS LINES INSURANCE COMPANY

SCHEDULE F - PART 3 (Continued)

Ceded Reinsurance as of December 31, Current Year (\$000 Omitted)
(Credit Risk)

ID Number From Col. 1	Name of Reinsurer From Col. 3	Collateral				25	26	27	Ceded Reinsurance Credit Risk								
		21	22	23	24				28	29	30	31	32	33	34	35	36
		Multiple Beneficiary Trusts	Letters of Credit	Issuing or Confirming Bank Reference Number	Single Beneficiary Trusts & Other Allowable Collateral	Total Funds Held, Payables & Collateral	Net Recoverable Net of Funds Held & Collateral	Applicable Sch. F Penalty (Col. 78)	Total Amount Recoverable from Reinsurers Less Penalty (Cols. 15-27)	Stressed Recoverable (Col. 28 * 120%)	Reinsurance Payable & Funds Held (Cols. 17+18+20; but not in excess of Col. 29)	Stressed Net Recoverable (Cols. 29-30)	Total Collateral (Cols. 21+22 + 24, not in Excess of Col. 31)	Stressed Net Recoverable Net of Collateral Offsets (Cols. 31-32)	Reinsurer Designation Equivalent	Credit Risk on Collateralized Recoverables (Col. 32 * Factor Applicable to Reinsurer Designation Equivalent in Col. 34)	Credit Risk on Un- collateralized Recoverables (Col. 33 * Factor Applicable to Reinsurer Designation Equivalent in Col. 34)
31-0501234	Great American Insurance Company	0	0		0	0	903,815	0	XXX	XXX	XXX	XXX	XXX	XXX	XXX	XXX	XXX
0199999	Total Authorized - Affiliates - U.S. Intercompany Pooling	0	0	XXX	0	0	903,815	0	XXX	XXX	XXX	XXX	XXX	XXX	XXX	XXX	XXX
0499999	Total Authorized - Affiliates - U.S. Non-Pool	0	0	XXX	0	0	0	0	XXX	XXX	XXX	XXX	XXX	XXX	XXX	XXX	XXX
0799999	Total Authorized - Affiliates - Other (Non-U.S.)	0	0	XXX	0	0	0	0	0	0	0	0	0	0	XXX	0	0
0899999	Total Authorized - Affiliates	0	0	XXX	0	0	903,815	0	0	0	0	0	0	0	XXX	0	0
1499999	Total Authorized Excluding Protected Cells (Sum of 0899999, 0999999, 1099999, 1199999 and 1299999)	0	0	XXX	0	0	903,815	0	0	0	0	0	0	0	XXX	0	0
1899999	Total Unauthorized - Affiliates - U.S. Non-Pool	0	0	XXX	0	0	0	0	XXX	XXX	XXX	XXX	XXX	XXX	XXX	XXX	XXX
2199999	Total Unauthorized - Affiliates - Other (Non-U.S.)	0	0	XXX	0	0	0	0	0	0	0	0	0	0	XXX	0	0
2299999	Total Unauthorized - Affiliates	0	0	XXX	0	0	0	0	0	0	0	0	0	0	XXX	0	0
2899999	Total Unauthorized Excluding Protected Cells (Sum of 2299999, 2399999, 2499999, 2599999 and 2699999)	0	0	XXX	0	0	0	0	0	0	0	0	0	0	XXX	0	0
3299999	Total Certified - Affiliates - U.S. Non-Pool	0	0	XXX	0	0	0	0	XXX	XXX	XXX	XXX	XXX	XXX	XXX	XXX	XXX
3599999	Total Certified - Affiliates - Other (Non-U.S.)	0	0	XXX	0	0	0	0	0	0	0	0	0	0	XXX	0	0
3699999	Total Certified - Affiliates	0	0	XXX	0	0	0	0	0	0	0	0	0	0	XXX	0	0
4299999	Total Certified Excluding Protected Cells (Sum of 3699999, 3799999, 3899999, 3999999 and 4099999)	0	0	XXX	0	0	0	0	0	0	0	0	0	0	XXX	0	0
4699999	Total Reciprocal Jurisdiction - Affiliates - U.S. Non-Pool	0	0	XXX	0	0	0	0	XXX	XXX	XXX	XXX	XXX	XXX	XXX	XXX	XXX
4999999	Total Reciprocal Jurisdiction - Affiliates - Other (Non-U.S.)	0	0	XXX	0	0	0	0	0	0	0	0	0	0	XXX	0	0
5099999	Total Reciprocal Jurisdiction - Affiliates	0	0	XXX	0	0	0	0	0	0	0	0	0	0	XXX	0	0
5699999	Total Reciprocal Jurisdiction Excluding Protected Cells (Sum of 5099999, 5199999, 5299999, 5399999 and 5499999)	0	0	XXX	0	0	0	0	0	0	0	0	0	0	XXX	0	0
5799999	Total Authorized, Unauthorized, Reciprocal Jurisdiction and Certified Excluding Protected Cells (Sum of 1499999, 2899999, 4299999 and 5699999)	0	0	XXX	0	0	903,815	0	0	0	0	0	0	0	XXX	0	0
5899999	Total Protected Cells (Sum of 1399999, 2799999, 4199999 and 5599999)	0	0	XXX	0	0	0	0	XXX	XXX	XXX	XXX	XXX	XXX	XXX	XXX	XXX
9999999	Totals	0	0	XXX	0	0	903,815	0	0	0	0	0	0	0	XXX	0	0

ANNUAL STATEMENT FOR THE YEAR 2024 OF THE GREAT AMERICAN RISK SOLUTIONS SURPLUS LINES INSURANCE COMPANY

SCHEDULE F - PART 3 (Continued)

Ceded Reinsurance as of December 31, Current Year (\$000 Omitted)
(Aging of Ceded Reinsurance)

ID Number From Col. 1	Name of Reinsurer From Col. 3	Reinsurance Recoverable on Paid Losses and Paid Loss Adjustment Expenses							44 Total Recoverable on Paid Losses & LAE Amounts in Dispute Included in Col. 43	45 Recoverable on Paid Losses & LAE Over 90 Days Past Due Amounts in Dispute Included in Cols. 40 & 41	46 Total Recoverable on Paid Losses & LAE Amounts Not in Dispute (Cols 43-44)	47 Recoverable on Paid Losses & LAE Over 90 Days Past Due Amounts Not in Dispute (Cols. 40 + 41 - 45)	48 Amounts Received Prior 90 Days	49 Percentage Overdue Col. 42/Col. 43	50 Percentage of Amounts More Than 90 Days Overdue Not in Dispute (Col. 47/(Cols. 46+48))	51 Percentage More Than 120 Days Overdue (Col. 41/ Col. 43)	52 Is the Amount in Col. 50 Less Than 20%? (Yes or No)	53 Amounts in Col. 47 for Reinsurers with Values Less Than 20% in Col. 50	
		37 Current	Overdue					43 Total Due Cols. 37+42 (In total should equal Cols. 7+8)											
			38 1 - 29 Days	39 30 - 90 Days	40 91 - 120 Days	41 Over 120 Days	42 Total Overdue Cols. 38+39 +40+41												
31-0501234 ..	Great American Insurance Company	0	0	0	0	0	0	0	0	0	0	0	0	0.0	0.0	0.0	0.0	YES	0
0199999.	Total Authorized - Affiliates - U.S. Intercompany Pooling	0	0	0	0	0	0	0	0	0	0	0	0	0.0	0.0	0.0	0.0	XXX	0
0499999.	Total Authorized - Affiliates - U.S. Non-Pool	0	0	0	0	0	0	0	0	0	0	0	0	0.0	0.0	0.0	0.0	XXX	0
0799999.	Total Authorized - Affiliates - Other (Non-U.S.)	0	0	0	0	0	0	0	0	0	0	0	0	0.0	0.0	0.0	0.0	XXX	0
0899999.	Total Authorized - Affiliates	0	0	0	0	0	0	0	0	0	0	0	0	0.0	0.0	0.0	0.0	XXX	0
1499999.	Total Authorized Excluding Protected Cells (Sum of 0899999, 0999999, 1099999, 1199999 and 1299999)	0	0	0	0	0	0	0	0	0	0	0	0	0.0	0.0	0.0	0.0	XXX	0
1899999.	Total Unauthorized - Affiliates - U.S. Non-Pool	0	0	0	0	0	0	0	0	0	0	0	0	0.0	0.0	0.0	0.0	XXX	0
2199999.	Total Unauthorized - Affiliates - Other (Non-U.S.)	0	0	0	0	0	0	0	0	0	0	0	0	0.0	0.0	0.0	0.0	XXX	0
2299999.	Total Unauthorized - Affiliates	0	0	0	0	0	0	0	0	0	0	0	0	0.0	0.0	0.0	0.0	XXX	0
2899999.	Total Unauthorized Excluding Protected Cells (Sum of 2299999, 2399999, 2499999, 2599999 and 2699999)	0	0	0	0	0	0	0	0	0	0	0	0	0.0	0.0	0.0	0.0	XXX	0
3299999.	Total Certified - Affiliates - U.S. Non-Pool	0	0	0	0	0	0	0	0	0	0	0	0	0.0	0.0	0.0	0.0	XXX	0
3599999.	Total Certified - Affiliates - Other (Non-U.S.)	0	0	0	0	0	0	0	0	0	0	0	0	0.0	0.0	0.0	0.0	XXX	0
3699999.	Total Certified - Affiliates	0	0	0	0	0	0	0	0	0	0	0	0	0.0	0.0	0.0	0.0	XXX	0
4299999.	Total Certified Excluding Protected Cells (Sum of 3699999, 3799999, 3899999, 3999999 and 4099999)	0	0	0	0	0	0	0	0	0	0	0	0	0.0	0.0	0.0	0.0	XXX	0
4699999.	Total Reciprocal Jurisdiction - Affiliates - U.S. Non-Pool	0	0	0	0	0	0	0	0	0	0	0	0	0.0	0.0	0.0	0.0	XXX	0
4999999.	Total Reciprocal Jurisdiction - Affiliates - Other (Non-U.S.)	0	0	0	0	0	0	0	0	0	0	0	0	0.0	0.0	0.0	0.0	XXX	0
5099999.	Total Reciprocal Jurisdiction - Affiliates	0	0	0	0	0	0	0	0	0	0	0	0	0.0	0.0	0.0	0.0	XXX	0
5699999.	Total Reciprocal Jurisdiction Excluding Protected Cells (Sum of 5099999, 5199999, 5299999, 5399999 and 5499999)	0	0	0	0	0	0	0	0	0	0	0	0	0.0	0.0	0.0	0.0	XXX	0
5799999.	Total Authorized, Unauthorized, Reciprocal Jurisdiction and Certified Excluding Protected Cells (Sum of 1499999, 2899999, 4299999 and 5699999)	0	0	0	0	0	0	0	0	0	0	0	0	0.0	0.0	0.0	0.0	XXX	0
5899999.	Total Protected Cells (Sum of 1399999, 2799999, 4199999 and 5599999)	0	0	0	0	0	0	0	0	0	0	0	0	0.0	0.0	0.0	0.0	XXX	0
9999999	Totals	0	0	0	0	0	0	0	0	0	0	0	0	0.0	0.0	0.0	0.0	XXX	0

SCHEDULE F - PART 3 (Continued)

(Provision for Reinsurance for Certified Reinsurers)

ID Number From Col. 1	Name of Reinsurer From Col. 3	Provision for Certified Reinsurance															
		54 Certified Reinsurer Rating (1 through 6)	55 Effective Date of Certified Reinsurer Rating	56 Percent Collateral Required for Full Credit (0% through 100%)	57 Catastrophe Recoverables Qualifying for Collateral Deferral	58 Net Recoverables Subject to Collateral Requirements for Full Credit (Col. 19 - Col. 57)	59 Dollar Amount of Collateral Required (Col. 56 * Col. 58)	60 Percent of Collateral Provided for Net Recoverables Subject to Collateral Requirements ([Col. 20 + Col. 21 + Col. 22 + Col. 24] / Col. 58)	61 Percent Credit Allowed on Net Recoverables Subject to Collateral Requirements (Col. 60 / Col. 56, not to exceed 100%)	62 20% of Recoverable on Paid Losses & LAE Over 90 Days Past Due Amounts in Dispute (Col. 45 * 20%)	63 Amount of Credit Allowed for Net Recoverables (Col. 57 + [Col. 58 * Col. 61])	64 Provision for Reinsurance with Certified Reinsurers Due to Collateral Deficiency (Col. 19 - Col. 63)	65 20% of Recoverable on Paid Losses & LAE Over 90 Days Past Due Amounts Not in Dispute (Col. 47 * 20%)	Complete if Col. 52 = "No"; Otherwise Enter 0			69 Provision for Overdue Reinsurance Ceded to Certified Reinsurers (Greater of [Col. 62 + Col. 65] or Col.68; not to Exceed Col. 63)
														66 Total Collateral Provided (Col. 20 + Col. 21 + Col. 22 + Col. 24, not to Exceed Col. 63)	67 Net Unsecured Recoverable for Which Credit is Allowed (Col. 63 - Col. 66)	68 20% of Amount in Col. 67	
31-0501234 ...	Great American Insurance CompanyXXX...	...XXX...	...XXX...	...XXX...	...XXX...	...XXX...	...XXX...	...XXX...	...XXX...	...XXX...	...XXX...	...XXX...	...XXX...	...XXX...	...XXX...	...XXX...
01999999. Total Authorized - Affiliates - U.S. Intercompany Pooling				XXX	XXX	XXX	XXX	XXX	XXX	XXX	XXX	XXX	XXX	XXX	XXX	XXX	XXX
04999999. Total Authorized - Affiliates - U.S. Non-Pool				XXX	XXX	XXX	XXX	XXX	XXX	XXX	XXX	XXX	XXX	XXX	XXX	XXX	XXX
07999999. Total Authorized - Affiliates - Other (Non-U.S.)				XXX	XXX	XXX	XXX	XXX	XXX	XXX	XXX	XXX	XXX	XXX	XXX	XXX	XXX
08999999. Total Authorized - Affiliates				XXX	XXX	XXX	XXX	XXX	XXX	XXX	XXX	XXX	XXX	XXX	XXX	XXX	XXX
14999999. Total Authorized Excluding Protected Cells (Sum of 08999999, 09999999, 10999999, 11999999 and 12999999)				XXX	XXX	XXX	XXX	XXX	XXX	XXX	XXX	XXX	XXX	XXX	XXX	XXX	XXX
18999999. Total Unauthorized - Affiliates - U.S. Non-Pool				XXX	XXX	XXX	XXX	XXX	XXX	XXX	XXX	XXX	XXX	XXX	XXX	XXX	XXX
21999999. Total Unauthorized - Affiliates - Other (Non-U.S.)				XXX	XXX	XXX	XXX	XXX	XXX	XXX	XXX	XXX	XXX	XXX	XXX	XXX	XXX
22999999. Total Unauthorized - Affiliates				XXX	XXX	XXX	XXX	XXX	XXX	XXX	XXX	XXX	XXX	XXX	XXX	XXX	XXX
28999999. Total Unauthorized Excluding Protected Cells (Sum of 22999999, 23999999, 24999999, 25999999 and 26999999)				XXX	XXX	XXX	XXX	XXX	XXX	XXX	XXX	XXX	XXX	XXX	XXX	XXX	XXX
32999999. Total Certified - Affiliates - U.S. Non-Pool				XXX	0	0	0	XXX	XXX	0	0	0	0	0	0	0	0
35999999. Total Certified - Affiliates - Other (Non-U.S.)				XXX	0	0	0	XXX	XXX	0	0	0	0	0	0	0	0
36999999. Total Certified - Affiliates				XXX	0	0	0	XXX	XXX	0	0	0	0	0	0	0	0
42999999. Total Certified Excluding Protected Cells (Sum of 36999999, 37999999, 38999999, 39999999 and 40999999)				XXX	0	0	0	XXX	XXX	0	0	0	0	0	0	0	0
46999999. Total Reciprocal Jurisdiction - Affiliates - U.S. Non-Pool				XXX	XXX	XXX	XXX	XXX	XXX	XXX	XXX	XXX	XXX	XXX	XXX	XXX	XXX
49999999. Total Reciprocal Jurisdiction - Affiliates - Other (Non-U.S.)				XXX	XXX	XXX	XXX	XXX	XXX	XXX	XXX	XXX	XXX	XXX	XXX	XXX	XXX
50999999. Total Reciprocal Jurisdiction - Affiliates				XXX	XXX	XXX	XXX	XXX	XXX	XXX	XXX	XXX	XXX	XXX	XXX	XXX	XXX
56999999. Total Reciprocal Jurisdiction Excluding Protected Cells (Sum of 50999999, 51999999, 52999999, 53999999 and 54999999)				XXX	XXX	XXX	XXX	XXX	XXX	XXX	XXX	XXX	XXX	XXX	XXX	XXX	XXX
57999999. Total Authorized, Unauthorized, Reciprocal Jurisdiction and Certified Excluding Protected Cells (Sum of 14999999, 28999999, 42999999 and 56999999)				XXX	0	0	0	XXX	XXX	0	0	0	0	0	0	0	0
58999999. Total Protected Cells (Sum of 13999999, 27999999, 41999999 and 55999999)				XXX	0	0	0	XXX	XXX	0	0	0	0	0	0	0	0
99999999 Totals				XXX	0	0	0	XXX	XXX	0	0	0	0	0	0	0	0

ANNUAL STATEMENT FOR THE YEAR 2024 OF THE GREAT AMERICAN RISK SOLUTIONS SURPLUS LINES INSURANCE COMPANY

SCHEDULE F - PART 3 (Continued)

Ceded Reinsurance as of December 31, Current Year (\$000 Omitted)
(Total Provision for Reinsurance)

ID Number From Col. 1	Name of Reinsurer From Col. 3	70 20% of Recoverable on Paid Losses & LAE Over 90 Days past Due Amounts Not in Dispute (Col. 47 * 20%)	Provision for Unauthorized Reinsurance		Provision for Overdue Authorized and Reciprocal Jurisdiction Reinsurance		Total Provision for Reinsurance			
			71	72	73 Complete if Col. 52 = "Yes"; Otherwise Enter 0	74 Complete if Col. 52 = "No"; Otherwise Enter 0	75	76	77	78
			Provision for Reinsurance with Unauthorized Reinsurers Due to Collateral Deficiency (Col. 26)	Provision for Overdue Reinsurance from Unauthorized Reinsurers and Amounts in Dispute (Col. 70 + 20% of the Amount in Col. 16)	20% of Recoverable on Paid Losses & LAE Over 90 Days Past Due Amounts Not in Dispute + 20% of Amounts in Dispute ([Col. 47 * 20%] + [Col. 45 * 20%])	Greater of 20% of Net Recoverable Net of Funds Held & Collateral, or 20% of Recoverable on Paid Losses & LAE Over 90 Days Past Due (Greater of Col. 26 * 20% or Cols. [40 + 41] * 20%)	Provision for Amounts Ceded to Authorized and Reciprocal Jurisdiction Reinsurers (Cols. 73 + 74)	Provision for Amounts Ceded to Unauthorized Reinsurers (Cols. 71 + 72 Not in Excess of Col. 15)	Provision for Amounts Ceded to Certified Reinsurers (Cols. 64 + 69)	Total Provision for Reinsurance (Cols. 75 + 76 + 77)
31-0501234 ..	Great American Insurance Company	0	XXX.....	XXX.....	0.....	0.....	0.....	XXX.....	XXX.....	0.....
0199999. Total Authorized - Affiliates - U.S. Intercompany Pooling		0	XXX	XXX	0	0	0	XXX	XXX	0
0499999. Total Authorized - Affiliates - U.S. Non-Pool		0	XXX	XXX	0	0	0	XXX	XXX	0
0799999. Total Authorized - Affiliates - Other (Non-U.S.)		0	XXX	XXX	0	0	0	XXX	XXX	0
0899999. Total Authorized - Affiliates		0	XXX	XXX	0	0	0	XXX	XXX	0
1499999. Total Authorized Excluding Protected Cells (Sum of 0899999, 0999999, 1099999, 1199999 and 1299999)		0	XXX	XXX	0	0	0	XXX	XXX	0
1899999. Total Unauthorized - Affiliates - U.S. Non-Pool		0	0	0	XXX	XXX	XXX	0	XXX	0
2199999. Total Unauthorized - Affiliates - Other (Non-U.S.)		0	0	0	XXX	XXX	XXX	0	XXX	0
2299999. Total Unauthorized - Affiliates		0	0	0	XXX	XXX	XXX	0	XXX	0
2899999. Total Unauthorized Excluding Protected Cells (Sum of 2299999, 2399999, 2499999, 2599999 and 2699999)		0	0	0	XXX	XXX	XXX	0	XXX	0
3299999. Total Certified - Affiliates - U.S. Non-Pool		XXX	XXX	XXX	XXX	XXX	XXX	XXX	0	0
3599999. Total Certified - Affiliates - Other (Non-U.S.)		XXX	XXX	XXX	XXX	XXX	XXX	XXX	0	0
3699999. Total Certified - Affiliates		XXX	XXX	XXX	XXX	XXX	XXX	XXX	0	0
4299999. Total Certified Excluding Protected Cells (Sum of 3699999, 3799999, 3899999, 3999999 and 4099999)		XXX	XXX	XXX	XXX	XXX	XXX	XXX	0	0
4699999. Total Reciprocal Jurisdiction - Affiliates - U.S. Non-Pool		0	XXX	XXX	0	0	0	XXX	XXX	0
4999999. Total Reciprocal Jurisdiction - Affiliates - Other (Non-U.S.)		0	XXX	XXX	0	0	0	XXX	XXX	0
5099999. Total Reciprocal Jurisdiction - Affiliates		0	XXX	XXX	0	0	0	XXX	XXX	0
5699999. Total Reciprocal Jurisdiction Excluding Protected Cells (Sum of 5099999, 5199999, 5299999, 5399999 and 5499999)		0	XXX	XXX	0	0	0	XXX	XXX	0
5799999. Total Authorized, Unauthorized, Reciprocal Jurisdiction and Certified Excluding Protected Cells (Sum of 1499999, 2899999, 4299999 and 5699999)		0	0	0	0	0	0	0	0	0
5899999. Total Protected Cells (Sum of 1399999, 2799999, 4199999 and 5599999)		0	0	0	0	0	0	0	0	0
9999999 Totals		0	0	0	0	0	0	0	0	0

ANNUAL STATEMENT FOR THE YEAR 2024 OF THE GREAT AMERICAN RISK SOLUTIONS SURPLUS LINES INSURANCE COMPANY

SCHEDULE F - PART 4

Issuing or Confirming Banks for Letters of Credit from Schedule F, Part 3 (\$000 Omitted)

1 Issuing or Confirming Bank Reference Number Used in Col. 23 of Sch F Part 3	2 Letters of Credit Code	3 American Bankers Association (ABA) Routing Number	4 Issuing or Confirming Bank Name	5 Letters of Credit Amount
			NONE	
Total				

ANNUAL STATEMENT FOR THE YEAR 2024 OF THE GREAT AMERICAN RISK SOLUTIONS SURPLUS LINES INSURANCE COMPANY

SCHEDULE F - PART 5

Interrogatories for Schedule F, Part 3 (000 Omitted)

A. Report the five largest provisional commission rates included in the cedant's reinsurance treaties. The commission rate to be reported is by contract with ceded premium in excess of \$50,000:

	1	2	3
	Name of Reinsurer	Commission Rate	Ceded Premium
1.	N/A – See Note 26 to Financial Statements	0.000	0
2.	0.000	0
3.	0.000	0
4.	0.000	0
5.	0.000	0

B. Report the five largest reinsurance recoverables reported in Schedule F, Part 3, Column 15, due from any one reinsurer (based on the total recoverables, Schedule F, Part 3,Line 9999999, Column 15), the amount of ceded premium, and indicate whether the recoverables are due from an affiliated insurer.

	1	2	3	4
	Name of Reinsurer	Total Recoverables	Ceded Premiums	Affiliated
6.	Great American Insurance Company	903,815	576,082	Yes [X] No []
7.	0	0	Yes [] No []
8.	0	0	Yes [] No []
9.	0	0	Yes [] No []
10.	0	0	Yes [] No []

NOTE: Disclosure of the five largest provisional commission rates should exclude mandatory pools and joint underwriting associations.

ANNUAL STATEMENT FOR THE YEAR 2024 OF THE GREAT AMERICAN RISK SOLUTIONS SURPLUS LINES
INSURANCE COMPANY

SCHEDULE F - PART 6

Restatement of Balance Sheet to Identify Net Credit for Reinsurance

	1 As Reported (Net of Ceded)	2 Restatement Adjustments	3 Restated (Gross of Ceded)
ASSETS (Page 2, Col. 3)			
1. Cash and invested assets (Line 12)	141,820,362	0	141,820,362
2. Premiums and considerations (Line 15)	0	0	0
3. Reinsurance recoverable on loss and loss adjustment expense payments (Line 16.1)	0	0	0
4. Funds held by or deposited with reinsured companies (Line 16.2)	0	0	0
5. Other assets	1,780,444	0	1,780,444
6. Net amount recoverable from reinsurers	0	903,815,305	903,815,305
7. Protected cell assets (Line 27)	0	0	0
8. Totals (Line 28)	143,600,806	903,815,305	1,047,416,111
LIABILITIES (Page 3)			
9. Losses and loss adjustment expenses (Lines 1 through 3)	0	633,370,479	633,370,479
10. Taxes, expenses, and other obligations (Lines 4 through 8)	0	761,525	761,525
11. Unearned premiums (Line 9)	0	269,683,301	269,683,301
12. Advance premiums (Line 10)	0	0	0
13. Dividends declared and unpaid (Line 11.1 and 11.2)	0	0	0
14. Ceded reinsurance premiums payable (net of ceding commissions (Line 12)	0	0	0
15. Funds held by company under reinsurance treaties (Line 13)	0	0	0
16. Amounts withheld or retained by company for account of others (Line 14)	0	0	0
17. Provision for reinsurance (Line 16)	0	0	0
18. Other liabilities	4,762,841	0	4,762,841
19. Total liabilities excluding protected cell business (Line 26)	4,762,841	903,815,305	908,578,145
20. Protected cell liabilities (Line 27)	0	0	0
21. Surplus as regards policyholders (Line 37)	138,837,966	XXX	138,837,966
22. Totals (Line 38)	143,600,806	903,815,305	1,047,416,111

NOTE: Is the restatement of this exhibit the result of grossing up balances ceded to affiliates under 100 percent reinsurance or pooling arrangements? Yes [X] No []

If yes, give full explanation: See Note 26 to Financial Statements

Schedule H - Part 1 - Analysis of Underwriting Operations

N O N E

Schedule H - Part 2 - Reserves and Liabilities

N O N E

Schedule H - Part 3 - Test of Prior Year's Claim Reserves and Liabilities

N O N E

Schedule H - Part 4 - Reinsurance

N O N E

Schedule H - Part 5 - Health Claims

N O N E

Schedule P - Part 1A - Homeowners/Farmowners

NONE

Schedule P - Part 1B - Private Passenger Auto Liability/Medical

NONE

Schedule P - Part 1C - Commercial Auto/Truck Liability/Medical

NONE

Schedule P - Part 1D - Workers' Compensation (Excluding Excess Workers' Compensation)

NONE

Schedule P - Part 1E - Commercial Multiple Peril

NONE

Schedule P - Part 1F - Section 1 - Medical Professional Liability - Occurrence

NONE

Schedule P - Part 1F - Section 2 - Medical Professional Liability - Claims-Made

NONE

Schedule P - Part 1G - Special Liability (Ocean Marine, Aircraft (all perils), Boiler and Machinery)

NONE

Schedule P - Part 1H - Section 1 - Other Liability - Occurrence

NONE

Schedule P - Part 1H - Section 2 - Other Liability - Claims-Made

NONE

Schedule P - Part 1I - Special Property (Fire, Allied Lines...)

NONE

Schedule P - Part 1J - Auto Physical Damage

NONE

Schedule P - Part 1K - Fidelity/Surety

NONE

Schedule P - Part 1L - Other (Including Credit, Accident and Health)

NONE

Schedule P - Part 1M - International

N O N E

Schedule P - Part 1N - Reinsurance - Nonproportional Assumed Property

N O N E

Schedule P - Part 1O - Reinsurance - Nonproportional Assumed Liability

N O N E

Schedule P - Part 1P - Reinsurance - Nonproportional Assumed Financial Lines

N O N E

Schedule P - Part 1R - Section 1 - Products Liability - Occurrence

N O N E

Schedule P - Part 1R - Section 2 - Products Liability - Claims-Made

N O N E

Schedule P - Part 1S - Financial Guaranty/Mortgage Guaranty

N O N E

Schedule P - Part 1T - Warranty

N O N E

Schedule P - Part 1U - Pet Insurance Plans

N O N E

Schedule P - Part 2A - Homeowners/Farmowners

N O N E

Schedule P - Part 2B - Private Passenger Auto Liability/Medical

N O N E

Schedule P - Part 2C - Commercial Auto/Truck Liability/Medical

N O N E

Schedule P - Part 2D - Workers' Compensation (Excluding Excess Workers' Compensation)

N O N E

Schedule P - Part 2E - Commercial Multiple Peril

N O N E

Schedule P - Part 2F - Section 1 - Medical Professional Liability - Occurrence

N O N E

Schedule P - Part 2F - Section 2 - Medical Professional Liability - Claims-Made

N O N E

Schedule P - Part 2G - Special Liability (Ocean Marine, Aircraft (all perils), Boiler and Machinery)

N O N E

Schedule P - Part 2H - Section 1 - Other Liability - Occurrence

N O N E

Schedule P - Part 2H - Section 2- Other Liability - Claims-Made

N O N E

Schedule P - Part 2I - Special Property

N O N E

Schedule P - Part 2J - Auto Physical Damage

N O N E

Schedule P - Part 2K - Fidelity/Surety

N O N E

Schedule P - Part 2L - Other (Including Credit, Accident and Health)

N O N E

Schedule P - Part 2M - International

N O N E

Schedule P - Part 2N - Reinsurance - Nonproportional Assumed Property

N O N E

Schedule P - Part 2O - Reinsurance - Nonproportional Assumed Liability

N O N E

Schedule P - Part 2P - Reinsurance - Nonproportional Assumed Financial Lines

N O N E

Schedule P - Part 2R - Section 1 - Products Liability - Occurrence

N O N E

Schedule P - Part 2R - Section 2 - Products Liability - Claims-Made

N O N E

Schedule P - Part 2S - Financial Guaranty/Mortgage Guaranty

N O N E

Schedule P - Part 2T - Warranty

N O N E

Schedule P - Part 2U - Pet Insurance Plans

N O N E

Schedule P - Part 3A - Homeowners/Farmowners

N O N E

Schedule P - Part 3B - Private Passenger Auto Liability/Medical

N O N E

Schedule P - Part 3C - Commercial Auto/Truck Liability/Medical

N O N E

Schedule P - Part 3D - Workers' Compensation (Excluding Excess Workers' Compensation)

N O N E

Schedule P - Part 3E - Commercial Multiple Peril

N O N E

Schedule P - Part 3F - Section 1 - Medical Professional Liability - Occurrence

N O N E

Schedule P - Part 3F - Section 2 - Medical Professional Liability - Claims-Made

N O N E

Schedule P - Part 3G - Special Liability

N O N E

Schedule P - Part 3H - Section 1 - Other Liability - Occurrence

N O N E

Schedule P - Part 3H - Section 2 - Other Liability - Claims-Made

N O N E

Schedule P - Part 3I - Special Property

N O N E

Schedule P - Part 3J - Auto Physical Damage

N O N E

Schedule P - Part 3K - Fidelity/Surety

N O N E

Schedule P - Part 3L - Other (Including Credit, Accident and Health)

N O N E

Schedule P - Part 3M - International

N O N E

Schedule P - Part 3N - Reinsurance - Nonproportional Assumed Property

N O N E

Schedule P - Part 3O - Reinsurance - Nonproportional Assumed Liability

N O N E

Schedule P - Part 3P - Reinsurance - Nonproportional Assumed Financial Lines

N O N E

Schedule P - Part 3R - Section 1 - Product Liability - Occurrence

N O N E

Schedule P - Part 3R - Section 2 - Product Liability - Claims-Made

N O N E

Schedule P - Part 3S - Financial Guaranty/Mortgage Guaranty

N O N E

Schedule P - Part 3T - Warranty

N O N E

Schedule P - Part 3U - Pet Insurance Plans

N O N E

Schedule P - Part 4A - Homeowners/Farmowners

N O N E

Schedule P - Part 4B - Private Passenger Auto Liability/Medical
N O N E

Schedule P - Part 4C - Commercial Auto/Truck Liability/Medical
N O N E

Schedule P - Part 4D - Workers' Compensation (Excluding Excess Workers' Compensation)
N O N E

Schedule P - Part 4E - Commercial Multiple Peril
N O N E

Schedule P - Part 4F - Section 1 - Medical Professional Liability - Occurrence
N O N E

Schedule P - Part 4F - Section 2 - Medical Professional Liability - Claims-Made
N O N E

Schedule P - Part 4G - Special Liability
N O N E

Schedule P - Part 4H - Section 1 - Other Liability - Occurrence
N O N E

Schedule P - Part 4H - Section 2 - Other Liability - Claims-Made
N O N E

Schedule P - Part 4I - Special Property
N O N E

Schedule P - Part 4J - Auto Physical Damage
N O N E

Schedule P - Part 4K - Fidelity/Surety
N O N E

Schedule P - Part 4L - Other (Including Credit, Accident and Health)
N O N E

Schedule P - Part 4M - International
N O N E

Schedule P - Part 4N - Reinsurance - Nonproportional Assumed Property

N O N E

Schedule P - Part 4O - Reinsurance - Nonproportional Assumed Liability

N O N E

Schedule P - Part 4P - Reinsurance - Nonproportional Assumed Financial Lines

N O N E

Schedule P - Part 4R - Section 1 - Products Liability - Occurrence

N O N E

Schedule P - Part 4R - Section 2 - Products Liability - Claims-Made

N O N E

Schedule P - Part 4S - Financial Guaranty/Mortgage Guaranty

N O N E

Schedule P - Part 4T - Warranty

N O N E

Schedule P - Part 4U - Pet Insurance Plans

N O N E

Schedule P - Part 5A - Homeowners/Farmowners - Section 1

N O N E

Schedule P - Part 5A - Homeowners/Farmowners - Section 2

N O N E

Schedule P - Part 5A - Homeowners/Farmowners - Section 3

N O N E

Schedule P - Part 5B - Private Passenger Auto Liability/Medical - Section 1

N O N E

Schedule P - Part 5B - Private Passenger Auto Liability/Medical - Section 2

N O N E

Schedule P - Part 5B - Private Passenger Auto Liability/Medical - Section 3

N O N E

Schedule P - Part 5C - Commercial Auto/Truck Liability/Medical - Section 1

N O N E

Schedule P - Part 5C - Commercial Auto/Truck Liability/Medical - Section 2

N O N E

Schedule P - Part 5C - Commercial Auto/Truck Liability/Medical - Section 3

N O N E

Schedule P-Part 5D-Workers' Compensation (Excluding Excess Workers' Compensation)-Section 1

N O N E

Schedule P-Part 5D-Workers' Compensation (Excluding Excess Workers' Compensation)-Section 2

N O N E

Schedule P-Part 5D-Workers' Compensation (Excluding Excess Workers' Compensation)-Section 3

N O N E

Schedule P - Part 5E - Commercial Multiple Peril - Section 1

N O N E

Schedule P - Part 5E - Commercial Multiple Peril - Section 2

N O N E

Schedule P - Part 5E - Commercial Multiple Peril - Section 3

N O N E

Schedule P - Part 5F - Medical Professional Liability - Occurrence - Section 1A

N O N E

Schedule P - Part 5F - Medical Professional Liability - Occurrence - Section 2A

N O N E

Schedule P - Part 5F - Medical Professional Liability - Occurrence - Section 3A

N O N E

Schedule P - Part 5F - Medical Professional Liability - Claims-Made - Section 1B

N O N E

Schedule P - Part 5F - Medical Professional Liability - Claims-Made - Section 2B

N O N E

Schedule P - Part 5F - Medical Professional Liability - Claims-Made - Section 3B

N O N E

Schedule P - Part 5H - Other Liability - Occurrence - Section 1A

N O N E

Schedule P - Part 5H - Other Liability - Occurrence - Section 2A

N O N E

Schedule P - Part 5H - Other Liability - Occurrence - Section 3A

N O N E

Schedule P - Part 5H - Other Liability - Claims-Made - Section 1B

N O N E

Schedule P - Part 5H - Other Liability - Claims-Made - Section 2B

N O N E

Schedule P - Part 5H - Other Liability - Claims-Made - Section 3B

N O N E

Schedule P - Part 5R - Products Liability - Occurrence - Section 1A

N O N E

Schedule P - Part 5R - Products Liability - Occurrence - Section 2A

N O N E

Schedule P - Part 5R - Products Liability - Occurrence - Section 3A

N O N E

Schedule P - Part 5R - Products Liability - Claims-Made - Section 1B

N O N E

Schedule P - Part 5R - Products Liability - Claims-Made - Section 2B

N O N E

Schedule P - Part 5R - Products Liability - Claims-Made - Section 3B

N O N E

Schedule P - Part 5T - Warranty - Section 1

N O N E

Schedule P - Part 5T - Warranty - Section 2

N O N E

Schedule P - Part 5T - Warranty - Section 3

N O N E

Schedule P - Part 6C - Commercial Auto/Truck Liability/Medical - Section 1

N O N E

Schedule P - Part 6C - Commercial Auto/Truck Liability/Medical - Section 2

N O N E

Schedule P-Part 6D-Workers' Compensation (Excluding Excess Workers' Compensation)-Section 1

N O N E

Schedule P-Part 6D-Workers' Compensation (Excluding Excess Workers' Compensation)-Section 2

N O N E

Schedule P - Part 6E - Commercial Multiple Peril - Section 1

N O N E

Schedule P - Part 6E - Commercial Multiple Peril - Section 2

N O N E

Schedule P - Part 6H - Other Liability - Occurrence - Section 1A

N O N E

Schedule P - Part 6H - Other Liability - Occurrence - Section 2A

N O N E

Schedule P - Part 6H - Other Liability - Claims-Made - Section 1B

N O N E

Schedule P - Part 6H - Other Liability - Claims-Made - Section 2B

N O N E

Schedule P - Part 6M - International - Section 1

N O N E

Schedule P - Part 6M - International - Section 2

N O N E

Schedule P - Part 6N- Reinsurance A - Nonproportional Assumed Property - Section 1
N O N E

Schedule P - Part 6N- Reinsurance A - Nonproportional Assumed Property - Section 2
N O N E

Schedule P - Part 6O - Reinsurance B - Nonproportional Liability - Section 1
N O N E

Schedule P - Part 6O - Reinsurance B - Nonproportional Assumed Liability - Section 2
N O N E

Schedule P - Part 6R - Products Liability - Occurrence - Section 1A
N O N E

Schedule P - Part 6R - Products Liability - Occurrence - Section 2A
N O N E

Schedule P - Part 6R - Products Liability - Claims-Made - Section 1B
N O N E

Schedule P - Part 6R - Products Liability - Claims-Made - Section 2B
N O N E

Schedule P - Part 7A - Section 1 - Primary Loss Sensitive Contracts
N O N E

Schedule P - Part 7A - Section 2 - Primary Loss Sensitive Contracts
N O N E

Schedule P - Part 7A - Section 3 - Primary Loss Sensitive Contracts
N O N E

Schedule P - Part 7A - Section 4 - Primary Loss Sensitive Contracts
N O N E

Schedule P - Part 7A - Section 5 - Primary Loss Sensitive Contracts
N O N E

Schedule P - Part 7B - Section 1 - Reinsurance Loss Sensitive Contracts
N O N E

Schedule P - Part 7B - Section 2 - Reinsurance Loss Sensitive Contracts

N O N E

Schedule P - Part 7B - Section 3 - Reinsurance Loss Sensitive Contracts

N O N E

Schedule P - Part 7B - Section 4 - Reinsurance Loss Sensitive Contracts

N O N E

Schedule P - Part 7B - Section 5 - Reinsurance Loss Sensitive Contracts

N O N E

Schedule P - Part 7B - Section 6 - Reinsurance Loss Sensitive Contracts

N O N E

Schedule P - Part 7B - Section 7 - Reinsurance Loss Sensitive Contracts

N O N E

ANNUAL STATEMENT FOR THE YEAR 2024 OF THE GREAT AMERICAN RISK SOLUTIONS SURPLUS LINES
INSURANCE COMPANY

SCHEDULE P INTERROGATORIES

1. The following questions relate to yet-to-be-issued Extended Reporting Endorsements (EREs) arising from Death, Disability, or Retirement (DDR) provisions in Medical Professional Liability Claims Made insurance policies. EREs provided for reasons other than DDR are not to be included.
- 1.1 Does the company issue Medical Professional Liability Claims Made insurance policies that provide tail (also known as an extended reporting endorsement, or “ERE”) benefits in the event of Death, Disability, or Retirement (DDR) at a reduced charge or at no additional cost? Yes [] No [X]
If the answer to question 1.1 is “no”, leave the following questions blank. If the answer to question 1.1 is “yes”, please answer the following questions:
- 1.2 What is the total amount of the reserve for that provision (DDR Reserve), as reported, explicitly or not, elsewhere in this statement (in dollars)?\$0
- 1.3 Does the company report any DDR reserve as Unearned Premium Reserve per SSAP #65? Yes [] No [X]
- 1.4 Does the company report any DDR reserve as loss or loss adjustment expense reserve? Yes [] No [X]
- 1.5 If the company reports DDR reserve as Unearned Premium Reserve, does that amount match the figure on the Underwriting and Investment Exhibit, Part 1A - Recapitulation of all Premiums (Page 7) Column 2, Lines 11.1 plus 11.2? Yes [] No [] N/A [X]
- 1.6 If the company reports DDR reserve as loss or loss adjustment expense reserve, please complete the following table corresponding to where these reserves are reported in Schedule P:

Years in Which Premiums Were Earned and Losses Were Incurred		DDR Reserve Included in Schedule P, Part 1F, Medical Professional Liability Column 24: Total Net Losses and Expenses Unpaid	
		1 Section 1: Occurrence	2 Section 2: Claims-Made
1.601	Prior	0	0
1.602	2015	0	0
1.603	2016	0	0
1.604	2017	0	0
1.605	2018	0	0
1.606	2019	0	0
1.607	2020	0	0
1.608	2021	0	0
1.609	2022	0	0
1.610	2023	0	0
1.611	2024	0	0
1.612	Totals	0	0

2. The definition of allocated loss adjustment expenses (ALAE) and, therefore, unallocated loss adjustment expenses (ULAE) was changed effective January 1, 1998. This change in definition applies to both paid and unpaid expenses. Are these expenses (now reported as “Defense and Cost Containment” and “Adjusting and Other”) reported in compliance with these definitions in this statement? Yes [X] No []
3. The Adjusting and Other expense payments and reserves should be allocated to the years in which the losses were incurred based on the number of claims reported, closed and outstanding in those years. When allocating Adjusting and Other expense between companies in a group or a pool, the Adjusting and Other expense should be allocated in the same percentage used for the loss amounts and the claim counts. For reinsurers, Adjusting and Other expense assumed should be reported according to the reinsurance contract. For Adjusting and Other expense incurred by reinsurers, or in those situations where suitable claim count information is not available, Adjusting and Other expense should be allocated by a reasonable method determined by the company and described in Interrogatory 7, below. Are they so reported in this Statement? Yes [X] No []
4. Do any lines in Schedule P include reserves that are reported gross of any discount to present value of future payments, and that are reported net of such discounts on Page 10? Yes [] No [X]

If yes, proper disclosure must be made in the Notes to Financial Statements, as specified in the Instructions. Also, the discounts must be reported in Schedule P - Part 1, Columns 32 and 33. Schedule P must be completed gross of non-tabular discounting. Work papers relating to discount calculations must be available for examination upon request.

Discounting is allowed only if expressly permitted by the state insurance department to which this Annual Statement is being filed.

5. What were the net premiums in force at the end of the year for:
(in thousands of dollars)

5.1 Fidelity0
5.2 Surety0
6. Claim count information is reported per claim or per claimant (Indicate which).
If not the same in all years, explain in Interrogatory 7.
- 7.1 The information provided in Schedule P will be used by many persons to estimate the adequacy of the current loss and expense reserves, among other things. Are there any especially significant events, coverage, retention or accounting changes that have occurred that must be considered when making such analyses? Yes [X] No []
- 7.2 (An extended statement may be attached.)
This Company participates in a pooling agreement. (See Note 26).

SCHEDULE T - PART 2
INTERSTATE COMPACT - EXHIBIT OF PREMIUMS WRITTEN

Allocated by States and Territories

			Direct Business Only			
			1	2	3	4
States, Etc.			Life (Group and Individual)	Annuities (Group and Individual)	Disability Income (Group and Individual)	Long-Term Care (Group and Individual)
			5			6
			Deposit-Type Contracts			Totals
1.	Alabama	AL				
2.	Alaska	AK				
3.	Arizona	AZ				
4.	Arkansas	AR				
5.	California	CA				
6.	Colorado	CO				
7.	Connecticut	CT				
8.	Delaware	DE				
9.	District of Columbia	DC				
10.	Florida	FL				
11.	Georgia	GA				
12.	Hawaii	HI				
13.	Idaho	ID				
14.	Illinois	IL				
15.	Indiana	IN				
16.	Iowa	IA				
17.	Kansas	KS				
18.	Kentucky	KY				
19.	Louisiana	LA				
20.	Maine	ME				
21.	Maryland	MD				
22.	Massachusetts	MA				
23.	Michigan	MI				
24.	Minnesota	MN				
25.	Mississippi	MS				
26.	Missouri	MO				
27.	Montana	MT				
28.	Nebraska	NE				
29.	Nevada	NV				
30.	New Hampshire	NH				
31.	New Jersey	NJ				
32.	New Mexico	NM				
33.	New York	NY				
34.	North Carolina	NC				
35.	North Dakota	ND				
36.	Ohio	OH				
37.	Oklahoma	OK				
38.	Oregon	OR				
39.	Pennsylvania	PA				
40.	Rhode Island	RI				
41.	South Carolina	SC				
42.	South Dakota	SD				
43.	Tennessee	TN				
44.	Texas	TX				
45.	Utah	UT				
46.	Vermont	VT				
47.	Virginia	VA				
48.	Washington	WA				
49.	West Virginia	WV				
50.	Wisconsin	WI				
51.	Wyoming	WY				
52.	American Samoa	AS				
53.	Guam	GU				
54.	Puerto Rico	PR				
55.	U.S. Virgin Islands	VI				
56.	Northern Mariana Islands	MP				
57.	Canada	CAN				
58.	Aggregate Other Alien	OT				
59.	Total					

NONE

ANNUAL STATEMENT FOR THE YEAR 2024 OF THE GREAT AMERICAN RISK SOLUTIONS SURPLUS LINES INSURANCE COMPANY

SCHEDULE Y
PART 1A - DETAIL OF INSURANCE HOLDING COMPANY SYSTEM

1	2	3	4	5	6	7	8	9	10	11	12	13	14	15	16
Group Code	Group Name	NAIC Company Code	ID Number	Federal RSSD	CIK	Name of Securities Exchange if Publicly Traded (U.S. or International)	Names of Parent, Subsidiaries Or Affiliates	Domi-ciliary Location	Relation-ship to Reporting Entity	Directly Controlled by (Name of Entity/Person)	Type of Control (Ownership, Board, Management, Attorney-in-Fact, Influence, Other)	If Control is Ownership Provide Percen-tage	Ultimate Controlling Entity(ies)/Person(s)	Is an SCA Filing Re-quired? (Yes/No)	*
.0000		.00000	31-1544320	0	0001042046	NYSE	American Financial Group, Inc.	..OH	UIP		Ownership	0.000		..NO	0
.0000		.00000	86-3438529	0	0		AFG Real Estate Holding Company, LLC	..OH	NIA	American Financial Group, Inc.	Ownership	100.000	American Financial Group, Inc.	..NO	0
.0000		.00000	84-4395026	0	0		Bay Bridge Holding Company, LLC	..MD	NIA	AFG Real Estate Holding Company, LLC	Ownership	65.000	American Financial Group, Inc.	..NO	1
.0000		.00000	84-4395026	0	0		Bay Bridge Holding Company, LLC	..MD	NIA	Great American Insurance Company	Ownership	35.000	American Financial Group, Inc.	..NO	1
							Bay Bridge Marina Hemingway's Restaurant, LLC								
.0000		.00000	27-4078277	0	0			..MD	NIA	Bay Bridge Holding Company, LLC	Ownership	85.000	American Financial Group, Inc.	..NO	0
.0000		.00000	27-0513333	0	0		Bay Bridge Marina Management, LLC	..MD	NIA	Bay Bridge Holding Company, LLC	Ownership	85.000	American Financial Group, Inc.	..NO	0
.0000		.00000	20-4604276	0	0		GALIC – Bay Bridge Marina, LLC	..MD	NIA	Bay Bridge Marina Management, LLC	Ownership	100.000	American Financial Group, Inc.	..NO	0
.0000		.00000	84-3355051	0	0		Charleston Harbor Holding Company, LLC	..SC	NIA	AFG Real Estate Holding Company, LLC	Ownership	50.000	American Financial Group, Inc.	..NO	1
.0000		.00000	84-3355051	0	0		Charleston Harbor Holding Company, LLC	..SC	NIA	Great American Insurance Company	Ownership	50.000	American Financial Group, Inc.	..NO	1
.0000		.00000	81-3737639	0	0		Charleston Harbor Fishing, LLC	..SC	NIA	Charleston Harbor Holding Company, LLC	Ownership	100.000	American Financial Group, Inc.	..NO	0
.0000		.00000	84-4574243	0	0		Mountain View Grand Holding Company, LLC	..NH	NIA	AFG Real Estate Holding Company, LLC	Ownership	65.000	American Financial Group, Inc.	..NO	1
.0000		.00000	84-4574243	0	0		Mountain View Grand Holding Company, LLC	..NH	NIA	Great American Insurance Company	Ownership	35.000	American Financial Group, Inc.	..NO	1
.0000		.00000	86-3225970	0	0		Sailfish Holding Company, LLC	..FL	NIA	AFG Real Estate Holding Company, LLC	Ownership	100.000	American Financial Group, Inc.	..NO	0
.0000		.00000	84-2654660	0	0		Skipjack Holding Company, LLC	..MD	NIA	AFG Real Estate Holding Company, LLC	Ownership	100.000	American Financial Group, Inc.	..NO	0
.0000		.00000	52-2179330	0	0		Skipjack Marina Corp.	..MD	NIA	Skipjack Holding Company, LLC	Ownership	100.000	American Financial Group, Inc.	..NO	0
.0000		.00000	31-0996797	0	0		American Financial Enterprises, Inc.	..CT	NIA	American Financial Group, Inc.	Ownership	100.000	American Financial Group, Inc.	..NO	0
.0000		.00000	31-0828578	0	0		American Money Management Corporation	..OH	NIA	American Financial Group, Inc.	Ownership	100.000	American Financial Group, Inc.	..NO	0
.0000		.00000	27-1577326	0	0		American Real Estate Capital Company, LLC	..OH	NIA	American Money Management Corporation	Ownership	100.000	American Financial Group, Inc.	..NO	0
.0000		.00000	27-2829629	0	0		Mid-Market Capital Partners, LLC	..DE	NIA	American Money Management Corporation	Ownership	100.000	American Financial Group, Inc.	..NO	0
.0000		.00000	41-2112001	0	0		APU Holding Company	..OH	NIA	American Financial Group, Inc.	Ownership	100.000	American Financial Group, Inc.	..NO	0
.0000		.00000	23-6000765	0	0		APU Consolidated, Inc.	..PA	NIA	APU Holding Company	Ownership	100.000	American Financial Group, Inc.	..NO	0
.0000		.00000	13-6400464	0	0		Lehigh Valley Railroad Company	..PA	NIA	American Premier Underwriters, Inc.	Ownership	100.000	American Financial Group, Inc.	..NO	0
.0000		.00000	46-1665396	0	0		Pennsylvania Lehigh Oil & Gas Holdings LLC	..PA	NIA	Lehigh Valley Railroad Company	Ownership	100.000	American Financial Group, Inc.	..NO	0
.0000		.00000	20-1548213	0	0		Magnolia Alabama Holdings, Inc.	..DE	NIA	American Premier Underwriters, Inc.	Ownership	100.000	American Financial Group, Inc.	..NO	0
.0000		.00000	20-1574094	0	0		Magnolia Alabama Holdings LLC	..AL	NIA	Magnolia Alabama Holdings, Inc.	Ownership	100.000	American Financial Group, Inc.	..NO	0
.0000		.00000	46-1852532	0	0		Michigan Oil & Gas Holdings, LLC	..MI	NIA	American Premier Underwriters, Inc.	Ownership	100.000	American Financial Group, Inc.	..NO	0
.0000		.00000	46-1480078	0	0		Ohio Oil & Gas Holdings, LLC	..OH	NIA	American Premier Underwriters, Inc.	Ownership	100.000	American Financial Group, Inc.	..NO	0
.0000		.00000	13-6021353	0	0		The Owasco River Railway, Inc.	..NY	NIA	American Premier Underwriters, Inc.	Ownership	100.000	American Financial Group, Inc.	..NO	0
.0000		.00000	76-0080537	0	0		PCC Technical Industries, Inc.	..DE	NIA	American Premier Underwriters, Inc.	Ownership	100.000	American Financial Group, Inc.	..NO	0
.0000		.00000	46-3246684	0	0		Pennsylvania Oil & Gas Holdings, LLC	..PA	NIA	American Premier Underwriters, Inc.	Ownership	100.000	American Financial Group, Inc.	..NO	0
.0000		.00000	23-6000766	0	0		Pennsylvania-Reading Seashore Lines	..NJ	NIA	American Premier Underwriters, Inc.	Ownership	66.670	American Financial Group, Inc.	..NO	0
.0000		.00000	98-1073776	0	0		GAI Insurance Company, Ltd.	..BMU	IA	APU Holding Company	Ownership	100.000	American Financial Group, Inc.	..NO	0
.0000		.00000	31-1446308	0	0		Hangar Acquisition Corp.	..OH	NIA	APU Holding Company	Ownership	100.000	American Financial Group, Inc.	..NO	0
.0000		.00000	91-1242743	0	0		Premier Lease & Loan Services Insurance Agency, Inc.	..WA	NIA	APU Holding Company	Ownership	100.000	American Financial Group, Inc.	..NO	0
							Premier Lease & Loan Services of Canada, Inc.								
.0000		.00000	91-1508644	0	0			..WA	NIA	APU Holding Company	Ownership	100.000	American Financial Group, Inc.	..NO	0
.0000		.00000	31-0823725	0	0		Dixie Terminal Corporation	..OH	NIA	American Financial Group, Inc.	Ownership	100.000	American Financial Group, Inc.	..NO	0
.0000		.00000	06-1356481	0	0		Great American Financial Resources, Inc.	..DE	NIA	American Financial Group, Inc.	Ownership	100.000	American Financial Group, Inc.	..NO	0
.0000		.00000	34-1017531	0	0		Ceres Group, Inc.	..DE	NIA	Great American Financial Resources, Inc.	Ownership	100.000	American Financial Group, Inc.	..NO	0
.0000		.00000	47-0717079	0	0		Continental General Corporation	..NE	NIA	Ceres Group, Inc.	Ownership	100.000	American Financial Group, Inc.	..NO	0
.0000		.00000	34-1947042	0	0		QQAAgency of Texas, Inc.	..TX	NIA	Ceres Group, Inc.	Ownership	100.000	American Financial Group, Inc.	..NO	0
.0000		.00000	20-1246122	0	0		Brothers Management, LLC	..FL	NIA	Great American Financial Resources, Inc.	Ownership	100.000	American Financial Group, Inc.	..NO	0
.0000		.00000	31-1391777	0	0		GALIC Brothers, Inc.	..OH	NIA	Great American Financial Resources, Inc.	Ownership	100.000	American Financial Group, Inc.	..NO	0
.0000		.00000		0	0		Helium Holdings Limited	..BMU	NIA	American Financial Group, Inc.	Ownership	100.000	American Financial Group, Inc.	..NO	0
.0000		.00000	31-0686194	0	0		One East Fourth, Inc.	..OH	NIA	American Financial Group, Inc.	Ownership	100.000	American Financial Group, Inc.	..NO	0
.0000		.00000	31-1119320	0	0		TEJ Holdings, Inc.	..OH	NIA	American Financial Group, Inc.	Ownership	100.000	American Financial Group, Inc.	..NO	0
.0000		.00000	31-0728327	0	0		Three East Fourth, Inc.	..OH	NIA	American Financial Group, Inc.	Ownership	100.000	American Financial Group, Inc.	..NO	0

ANNUAL STATEMENT FOR THE YEAR 2024 OF THE GREAT AMERICAN RISK SOLUTIONS SURPLUS LINES INSURANCE COMPANY

SCHEDULE Y
PART 1A - DETAIL OF INSURANCE HOLDING COMPANY SYSTEM

1	2	3	4	5	6	7	8	9	10	11	12	13	14	15	16
Group Code	Group Name	NAIC Company Code	ID Number	Federal RSSD	CIK	Name of Securities Exchange if Publicly Traded (U.S. or International)	Names of Parent, Subsidiaries Or Affiliates	Domi-ciliary Location	Relation-ship to Reporting Entity	Directly Controlled by (Name of Entity/Person)	Type of Control (Ownership, Board, Management, Attorney-in-Fact, Influence, Other)	If Control is Ownership Provide Percen-tage	Ultimate Controlling Entity(ies)/Person(s)	Is an SCA Filing Re-quired? (Yes/No)	*
.000000000	81-4361220 ..	0	0	Verikai Inc.DE.....	..NIA.....	American Financial Group, Inc.	Ownership.....	100.000 ...	American Financial Group, Inc.NO.....	...0
.000000000	42-1575938 ..	0	0	Great American Holding, Inc.OH.....	..NIA.....	American Financial Group, Inc.	Ownership.....	100.000 ...	American Financial Group, Inc.NO.....	...0
.000000000	80-0333563 ..	0	0	ABA Insurance Services, Inc.OH.....	..NIA.....	Great American Holding, Inc.	Ownership.....	100.000 ...	American Financial Group, Inc.NO.....	...0
.000000000	99-3256614 ..	0	0	Invictus Analytics, LLCOH.....	..NIA.....	ABA Insurance Services, Inc.	Ownership.....	100.000 ...	American Financial Group, Inc.NO.....	...0
.000000000	27-3062314 ..	0	0	Agricultural Services, LLCOH.....	..NIA.....	Great American Holding, Inc.	Ownership.....	100.000 ...	American Financial Group, Inc.NO.....	...0
.000000000	39-1404033 ..	0	0	Farmers Crop Insurance Alliance, Inc.KS.....	..NIA.....	Great American Holding, Inc.	Ownership.....	100.000 ...	American Financial Group, Inc.NO.....	...0
.000000000	37-1122370 ..	0	0	Crop Risk Services, Inc.IL.....	..NIA.....	Farmers Crop Insurance Alliance, Inc.	Ownership.....	100.000 ...	American Financial Group, Inc.NO.....	...0
.0084 ...	American Financial Group, Inc.10646	36-4079497 ..	0	0	Great American Contemporary Insurance CompanyOH.....	..IA.....	Great American Holding, Inc.	Ownership.....	100.000 ...	American Financial Group, Inc.NO.....	...0
.0084 ...	American Financial Group, Inc.10335	59-3269531 ..	0	0	Bridgefield Casualty Insurance CompanyFL.....	..IA.....	Great American Contemporary Insurance Company	Ownership.....	100.000 ...	American Financial Group, Inc.NO.....	...0
.0084 ...	American Financial Group, Inc.10701	59-1835212 ..	0	0	Bridgefield Employers Insurance CompanyFL.....	..IA.....	Great American Contemporary Insurance Company	Ownership.....	100.000 ...	American Financial Group, Inc.NO.....	...0
.0084 ...	American Financial Group, Inc.16618	83-1694393 ..	0	0	Bridgefield Indemnity Insurance CompanyOH.....	..IA.....	Great American Contemporary Insurance Company	Ownership.....	100.000 ...	American Financial Group, Inc.NO.....	...0
.0084 ...	American Financial Group, Inc.22179	95-2801326 ..	0	0	Republic Indemnity Company of AmericaCA.....	..IA.....	Great American Contemporary Insurance Company	Ownership.....	100.000 ...	American Financial Group, Inc.NO.....	...0
.0084 ...	American Financial Group, Inc.43753	31-1054123 ..	0	0	Republic Indemnity Company of CaliforniaCA.....	..IA.....	Republic Indemnity Company of America	Ownership.....	100.000 ...	American Financial Group, Inc.NO.....	...0
.000000000	0	0	Great American Holding (Europe) LimitedGBR.....	..NIA.....	Great American Holding, Inc.	Ownership.....	100.000 ...	American Financial Group, Inc.NO.....	...0
.000000000	0	0	Great American Europe LimitedGBR.....	..NIA.....	Great American Holding (Europe) Limited ..	Ownership.....	100.000 ...	American Financial Group, Inc.NO.....	...0
.000000000	AA-1784136 ..	0	0	Great American International Insurance (EU) Designated Activity CompanyIRL.....	..IA.....	Great American Europe Limited	Ownership.....	100.000 ...	American Financial Group, Inc.NO.....	...0
.000000000	AA-1120817 ..	0	0	Great American International Insurance (UK) LimitedGBR.....	..IA.....	Great American Europe Limited	Ownership.....	100.000 ...	American Financial Group, Inc.NO.....	...0
.0084 ...	American Financial Group, Inc.23418	73-0556513 ..	0	0	Mid-Continent Casualty CompanyOH.....	..IA.....	Great American Holding, Inc.	Ownership.....	100.000 ...	American Financial Group, Inc.NO.....	...0
.0084 ...	American Financial Group, Inc.15380	73-1406844 ..	0	0	Mid-Continent Assurance CompanyOH.....	..IA.....	Mid-Continent Casualty Company	Ownership.....	100.000 ...	American Financial Group, Inc.NO.....	...0
.0084 ...	American Financial Group, Inc.13794	38-3803661 ..	0	0	Mid-Continent Excess and Surplus Insurance CompanyOH.....	..IA.....	Mid-Continent Casualty Company	Ownership.....	100.000 ...	American Financial Group, Inc.NO.....	...0
.000000000	30-0571535 ..	0	0	Mid-Continent Specialty Insurance Services, Inc.OK.....	..NIA.....	Mid-Continent Casualty Company	Ownership.....	100.000 ...	American Financial Group, Inc.NO.....	...0
.0084 ...	American Financial Group, Inc.23426	73-0773259 ..	0	0	Oklahoma Surety CompanyOH.....	..IA.....	Mid-Continent Casualty Company	Ownership.....	100.000 ...	American Financial Group, Inc.NO.....	...0
.000000000	34-1607394 ..	0	0	National Interstate CorporationOH.....	..NIA.....	Great American Holding, Inc.	Ownership.....	100.000 ...	American Financial Group, Inc.NO.....	...0
.000000000	34-1899058 ..	0	0	American Highways Insurance Agency, Inc.OH.....	..NIA.....	National Interstate Corporation	Ownership.....	100.000 ...	American Financial Group, Inc.NO.....	...0
.000000000	31-1548235 ..	0	0	Explorer RV Insurance Agency, Inc.OH.....	..NIA.....	National Interstate Corporation	Ownership.....	100.000 ...	American Financial Group, Inc.NO.....	...0
.000000000	98-0191335 ..	0	0	Hudson Indemnity, Ltd.CYM.....	..IA.....	National Interstate Corporation	Ownership.....	100.000 ...	American Financial Group, Inc.NO.....	...0
.000000000	34-1607396 ..	0	0	National Interstate Insurance Agency, Inc.OH.....	..NIA.....	National Interstate Corporation	Ownership.....	100.000 ...	American Financial Group, Inc.NO.....	...0
.000000000	36-4670968 ..	0	0	Commercial For Hire Transportation Purchasing GroupSC.....	..NIA.....	National Interstate Insurance Agency, Inc.	Management.....	0.000 ...	American Financial Group, Inc.NO.....	...2
.0084 ...	American Financial Group, Inc.32620	34-1607395 ..	0	0	National Interstate Insurance CompanyOH.....	..IA.....	National Interstate Corporation	Ownership.....	100.000 ...	American Financial Group, Inc.NO.....	...0
.0084 ...	American Financial Group, Inc.11051	99-0345306 ..	0	0	National Interstate Insurance Company of Hawaii, Inc.OH.....	..IA.....	National Interstate Insurance Company	Ownership.....	100.000 ...	American Financial Group, Inc.NO.....	...0
.000000000	43-1254631 ..	0	0	TransProtection Service CompanyMO.....	..NIA.....	National Interstate Insurance Company	Ownership.....	100.000 ...	American Financial Group, Inc.NO.....	...0
.0084 ...	American Financial Group, Inc.41106	95-3623282 ..	0	0	Triumphe Casualty CompanyOH.....	..IA.....	National Interstate Insurance Company	Ownership.....	100.000 ...	American Financial Group, Inc.NO.....	...0
.0084 ...	American Financial Group, Inc.21172	86-0114294 ..	0	0	Vanliner Insurance CompanyOH.....	..IA.....	National Interstate Insurance Company	Ownership.....	100.000 ...	American Financial Group, Inc.NO.....	...0
.000000000	20-5548054 ..	0	0	Safety Claims & Litigation Services, LLCMT.....	..NIA.....	National Interstate Corporation	Ownership.....	100.000 ...	American Financial Group, Inc.NO.....	...0
.000000000	46-4570914 ..	0	0	Safety, Claims and Litigation Services, LLCOH.....	..NIA.....	National Interstate Corporation	Ownership.....	100.000 ...	American Financial Group, Inc.NO.....	...0
.000000000	87-1038842 ..	0	0	Radion Insurance Holdings, LLCDE.....	..NIA.....	Great American Holding, Inc.	Ownership.....	32.000 ...	American Financial Group, Inc.NO.....	...0
.000000000	87-1053786 ..	0	0	Radion Health, Inc.DE.....	..NIA.....	Radion Insurance Holdings, LLC	Ownership.....	100.000 ...	American Financial Group, Inc.NO.....	...0
.000000000	0	0	Radion Re, Inc.CYM.....	..IA.....	Radion Insurance Holdings, LLC	Ownership.....	100.000 ...	American Financial Group, Inc.NO.....	...0
.000000000	59-1683711 ..	0	0	Summit Consulting, LLCFL.....	..NIA.....	Great American Holding, Inc.	Ownership.....	100.000 ...	American Financial Group, Inc.NO.....	...0
.000000000	59-3385208 ..	0	0	Heritage Summit Healthcare, LLCFL.....	..NIA.....	Summit Consulting, LLC	Ownership.....	100.000 ...	American Financial Group, Inc.NO.....	...0

ANNUAL STATEMENT FOR THE YEAR 2024 OF THE GREAT AMERICAN RISK SOLUTIONS SURPLUS LINES INSURANCE COMPANY

SCHEDULE Y
PART 1A - DETAIL OF INSURANCE HOLDING COMPANY SYSTEM

1	2	3	4	5	6	7	8	9	10	11	12	13	14	15	16
Group Code	Group Name	NAIC Company Code	ID Number	Federal RSSD	CIK	Name of Securities Exchange if Publicly Traded (U.S. or International)	Names of Parent, Subsidiaries Or Affiliates	Domi-ciliary Location	Relation-ship to Reporting Entity	Directly Controlled by (Name of Entity/Person)	Type of Control (Ownership, Board, Management, Attorney-in-Fact, Influence, Other)	If Control is Ownership Provide Percen-tage	Ultimate Controlling Entity(ies)/Person(s)	Is an SCA Filing Re-quired? (Yes/No)	*
.0084 ...	American Financial Group, Inc. 16691	31-0501234 ..	0	0	Great American Insurance Company OH..... UDF.....	American Financial Group, Inc.	Ownership.....	100.000 ...	American Financial Group, Inc. NO.....	... 0
.0084 ...	American Financial Group, Inc. 37990	31-0973761 ..	0	0	American Empire Insurance Company OH..... IA.....	Great American Insurance Company	Ownership.....	100.000 ...	American Financial Group, Inc. NO.....	... 0
.0000 00000	31-1463075 ..	0	0	American Signature Underwriters, Inc. OH..... NIA.....	Great American Insurance Company	Ownership.....	100.000 ...	American Financial Group, Inc. NO.....	... 0
.0000 00000	59-2840291 ..	0	0	Brothers Property Corporation OH..... NIA.....	Great American Insurance Company	Ownership.....	100.000 ...	American Financial Group, Inc. NO.....	... 0
.0000 00000	59-2840294 ..	0	0	Brothers Property Management Corporation OH..... NIA.....	Brothers Property Corporation	Ownership.....	100.000 ...	American Financial Group, Inc. NO.....	... 0
.0000 00000	31-1277904 ..	0	0	Crop Managers Insurance Agency, Inc. KS..... NIA.....	Great American Insurance Company	Ownership.....	100.000 ...	American Financial Group, Inc. NO.....	... 0
.0000 00000	83-1767590 ..	0	0	CropSurance Agency, LLC OH..... NIA.....	Great American Insurance Company	Ownership.....	100.000 ...	American Financial Group, Inc. NO.....	... 0
.0000 00000	31-0589001 ..	0	0	Dempsey & Siders Agency, Inc. OH..... NIA.....	Great American Insurance Company	Ownership.....	100.000 ...	American Financial Group, Inc. NO.....	... 0
.0000 00000	84-2358400 ..	0	0	Human and Social Services Risk Purchasing Group, LLC OH..... NIA.....	Dempsey & Siders Agency, Inc.	Ownership.....	100.000 ...	American Financial Group, Inc. NO.....	... 0
.0000 00000	31-1341668 ..	0	0	Eden Park Insurance Brokers, Inc. CA..... NIA.....	Great American Insurance Company	Ownership.....	100.000 ...	American Financial Group, Inc. NO.....	... 0
.0000 00000	0	0	El Aguila, Compañía de Seguros, S.A. de C.V. MEX..... IA.....	Great American Insurance Company	Ownership.....	100.000 ...	American Financial Group, Inc. YES.....	... 0
.0000 00000	0	0	Foreign Credit Insurance Association NY..... OTH.....	Great American Insurance Company	Management.....	0.000 ...	American Financial Group, Inc. NO.....	... 2
.0000 00000	81-0814136 ..	0	0	GAI Mexico Holdings, LLC DE..... NIA.....	Great American Insurance Company	Ownership.....	100.000 ...	American Financial Group, Inc. NO.....	... 0
.0000 00000	31-1753938 ..	0	0	GAI Warranty Company OH..... NIA.....	Great American Insurance Company	Ownership.....	100.000 ...	American Financial Group, Inc. NO.....	... 0
.0000 00000	31-1765544 ..	0	0	GAI Warranty Company of Florida FL..... NIA.....	GAI Warranty Company	Ownership.....	100.000 ...	American Financial Group, Inc. NO.....	... 0
.0000 00000	61-1329718 ..	0	0	Global Premier Finance Company OH..... NIA.....	Great American Insurance Company	Ownership.....	100.000 ...	American Financial Group, Inc. NO.....	... 0
.0084 ...	American Financial Group, Inc. 26832	95-1542353 ..	0	0	Great American Alliance Insurance Company OH..... IA.....	Great American Insurance Company	Ownership.....	100.000 ...	American Financial Group, Inc. NO.....	... 0
.0084 ...	American Financial Group, Inc. 26344	15-6020948 ..	0	0	Great American Assurance Company OH..... IA.....	Great American Insurance Company	Ownership.....	100.000 ...	American Financial Group, Inc. NO.....	... 0
.0084 ...	American Financial Group, Inc. 39896	61-0983091 ..	0	0	Great American Casualty Insurance Company OH..... IA.....	Great American Insurance Company	Ownership.....	100.000 ...	American Financial Group, Inc. NO.....	... 0
.0084 ...	American Financial Group, Inc. 37532	31-0954439 ..	0	0	Great American E & S Insurance Company OH..... IA.....	Great American Insurance Company	Ownership.....	100.000 ...	American Financial Group, Inc. NO.....	... 0
.0084 ...	American Financial Group, Inc. 41858	31-1036473 ..	0	0	Great American Fidelity Insurance Company OH..... IA.....	Great American Insurance Company	Ownership.....	100.000 ...	American Financial Group, Inc. NO.....	... 0
.0000 00000	31-1652643 ..	0	0	Great American Insurance Agency, Inc. OH..... NIA.....	Great American Insurance Company	Ownership.....	100.000 ...	American Financial Group, Inc. NO.....	... 0
.0084 ...	American Financial Group, Inc. 22136	13-5539046 ..	0	0	Great American Insurance Company of New York NY..... IA.....	Great American Insurance Company	Ownership.....	100.000 ...	American Financial Group, Inc. NO.....	... 0
.0000 00000	31-0856644 ..	0	0	Great American Management Services, Inc. OH..... NIA.....	Great American Insurance Company	Ownership.....	100.000 ...	American Financial Group, Inc. NO.....	... 0
.0084 ...	American Financial Group, Inc. 38580	31-1288778 ..	0	0	Great American Protection Insurance Company OH..... IA.....	Great American Insurance Company	Ownership.....	100.000 ...	American Financial Group, Inc. NO.....	... 0
.0000 00000	31-0918893 ..	0	0	Great American Re Inc. DE..... NIA.....	Great American Insurance Company	Ownership.....	100.000 ...	American Financial Group, Inc. NO.....	... 0
.0084 ...	American Financial Group, Inc. 35351	31-0912199 ..	0	0	Great American Risk Solutions Surplus Lines Insurance Company OH..... RE.....	Great American Insurance Company	Ownership.....	100.000 ...	American Financial Group, Inc. NO.....	... 0
.0084 ...	American Financial Group, Inc. 31135	31-1209419 ..	0	0	Great American Security Insurance Company OH..... IA.....	Great American Insurance Company	Ownership.....	100.000 ...	American Financial Group, Inc. NO.....	... 0
.0084 ...	American Financial Group, Inc. 33723	31-1237970 ..	0	0	Great American Spirit Insurance Company OH..... IA.....	Great American Insurance Company	Ownership.....	100.000 ...	American Financial Group, Inc. NO.....	... 0
.0000 00000	31-1293064 ..	0	0	Professional Risk Brokers, Inc. IL..... NIA.....	Great American Insurance Company	Ownership.....	100.000 ...	American Financial Group, Inc. NO.....	... 0
.0000 00000	0	0	Shelter Rock Holdings, LLC OH..... NIA.....	Great American Insurance Company	Ownership.....	100.000 ...	American Financial Group, Inc. NO.....	... 0
.0000 00000	88-1379846 ..	0	0	Trusted Coverage Professionals Agency, LLC OH..... NIA.....	Great American Insurance Company	Ownership.....	100.000 ...	American Financial Group, Inc. NO.....	... 0
.0000 00000	0	0	Westline Industrial, LLC OH..... NIA.....	Great American Insurance Company	Ownership.....	100.000 ...	American Financial Group, Inc. NO.....	... 0

Asterisk	Explanation
1	The entity is owned by more than one company within the AFG Group.
2	Entity is affiliated but not owned.

ANNUAL STATEMENT FOR THE YEAR 2024 OF THE GREAT AMERICAN RISK SOLUTIONS SURPLUS LINES INSURANCE COMPANY

SCHEDULE Y

PART 2 - SUMMARY OF INSURER'S TRANSACTIONS WITH ANY AFFILIATES

1	2	3	4	5	6	7	8	9	10	11	12	13
NAIC Company Code	ID Number	Names of Insurers and Parent, Subsidiaries or Affiliates	Shareholder Dividends	Capital Contributions	Purchases, Sales or Exchanges of Loans, Securities, Real Estate, Mortgage Loans or Other Investments	Income/ (Disbursements) Incurred in Connection with Guarantees or Undertakings for the Benefit of any Affiliate(s)	Management Agreements and Service Contracts	Income/ (Disbursements) Incurred Under Reinsurance Agreements	*	Any Other Material Activity Not in the Ordinary Course of the Insurer's Business	Totals	Reinsurance Recoverable/ (Payable) on Losses and/or Reserve Credit Taken/(Liability)
.....00000	31-1544320	American Financial Group, Inc.640,000,000000187,986,2790	0827,986,2790
.....00000	41-2112001	APU Holding Company3,500,00000000	03,500,0000
.....10335	59-3269531	Bridgefield Casualty Insurance Company010,000,0000000	*010,000,000(6,213,000)
.....10701	59-1835212	Bridgefield Employers Insurance Company(55,000,000)(30,000,000)0000	*0(85,000,000)0
.....00000		El Aguila, Compañía de Seguros, S.A. de C.V.01,878,9650000	01,878,9650
.....00000	98-1073776	GAI Insurance Company, Ltd.(3,500,000)00000	0(3,500,000)(3,334,000)
.....00000	31-1765544	GAI Warranty Company of Florida000000	0020,000
.....00000	61-1329718	Global Premier Finance Company(1,150,000)00000	0(1,150,000)0
.....10646	36-4079497	Great American Contemporary Insurance Company(55,000,000)20,000,0000000	*0(35,000,000)1,860,000
.....00000	42-1575938	Great American Holding, Inc.110,000,00000000	0110,000,0000
.....16691	31-0501234	Great American Insurance Company(614,350,000)(9,513,365)00(187,986,279)0	*0(811,849,644)(64,940,000)
.....00000	AA-1784136	Great American International Insurance (EU) Designated Activity Company000000	0049,051,000
.....00000	AA-1120817	Great American International Insurance (UK) Limited000000	0032,543,000
.....00000	98-0191335	Hudson Indemnity, Ltd.000000	00(475,933,000)
.....23418	73-0556513	Mid-Continent Casualty Company000000	*00(7,879,000)
.....00000	34-1607394	National Interstate Corporation55,000,00000000	055,000,0000
.....32620	34-1607395	National Interstate Insurance Company(55,000,000)00000	*0(55,000,000)309,972,000
.....11051	99-0345306	National Interstate Insurance Company of Hawaii, Inc.000000	*0015,965,000
.....00000	31-1293064	Professional Risk Brokers, Inc.(23,500,000)00000	0(23,500,000)0
.....00000		Radion Re000000	00(4,259,000)
.....22179	95-2801326	Republic Indemnity Company of America000000	*00(29,683,000)
.....41106	95-3623282	Triumphe Casualty Company000000	*0034,718,000
.....	88-1379846	Trusted Coverage Professionals Agency, LLC(1,000,000)7,634,4000000	06,634,4000
.....21172	86-0114294	Vanliner Insurance Company000000	*00140,585,000
9999999	Control Totals		0	0	0	0	0	0	XXX	0	0	(7,527,000)

ANNUAL STATEMENT FOR THE YEAR 2024 OF THE GREAT AMERICAN RISK SOLUTIONS SURPLUS LINES INSURANCE COMPANY

SCHEDULE Y

PART 3 - ULTIMATE CONTROLLING PARTY AND LISTING OF OTHER U.S. INSURANCE GROUPS OR ENTITIES UNDER THAT ULTIMATE CONTROLLING PARTY'S CONTROL

1	2	3	4	5	6	7	8
		Ownership Percentage Column 2 of Column 1	Granted Disclaimer of Control\ Affiliation of Column 2 Over Column 1 (Yes/No)		U.S. Insurance Groups or Entities Controlled by Column 5	Ownership Percentage (Column 5 of Column 6)	Granted Disclaimer of Control\ Affiliation of Column 5 Over Column 6 (Yes/No)
Insurers in Holding Company	Owners with Greater Than 10% Ownership			Ultimate Controlling Party			
American Empire Insurance Company	Great American Insurance Company	100.000NO.....	American Financial Group, Inc.	N/A0.000NO.....
Bridgefield Casualty Insurance Company	Great American Contemporary Insurance Company	100.000NO.....	American Financial Group, Inc.	N/A0.000NO.....
Bridgefield Employers Insurance Company	Great American Contemporary Insurance Company	100.000NO.....	American Financial Group, Inc.	N/A0.000NO.....
Bridgefield Indemnity Insurance Company	Great American Contemporary Insurance Company	100.000NO.....	American Financial Group, Inc.	N/A0.000NO.....
Great American Alliance Insurance Company	Great American Insurance Company	100.000NO.....	American Financial Group, Inc.	N/A0.000NO.....
Great American Assurance Company	Great American Insurance Company	100.000NO.....	American Financial Group, Inc.	N/A0.000NO.....
Great American Casualty Insurance Company	Great American Insurance Company	100.000NO.....	American Financial Group, Inc.	N/A0.000NO.....
Great American Contemporary Insurance Company	Great American Holding, Inc.	100.000NO.....	American Financial Group, Inc.	N/A0.000NO.....
Great American E&S Insurance Company	Great American Insurance Company	100.000NO.....	American Financial Group, Inc.	N/A0.000NO.....
Great American Fidelity Insurance Company	Great American Insurance Company	100.000NO.....	American Financial Group, Inc.	N/A0.000NO.....
Great American Insurance Company	American Financial Group, Inc.	100.000NO.....	American Financial Group, Inc.	N/A0.000NO.....
Great American Insurance Company of New York	Great American Insurance Company	100.000NO.....	American Financial Group, Inc.	N/A0.000NO.....
Great American Protection Insurance Company	Great American Insurance Company	100.000NO.....	American Financial Group, Inc.	N/A0.000NO.....
Great American Risk Solutions Surplus Lines Insurance Company	Great American Insurance Company	100.000NO.....	American Financial Group, Inc.	N/A0.000NO.....
Great American Security Insurance Company	Great American Insurance Company	100.000NO.....	American Financial Group, Inc.	N/A0.000NO.....
Great American Spirit Insurance Company	Great American Insurance Company	100.000NO.....	American Financial Group, Inc.	N/A0.000NO.....
Mid-Continent Assurance Company	Mid-Continent Casualty Company	100.000NO.....	American Financial Group, Inc.	N/A0.000NO.....
Mid-Continent Casualty Company	Great American Holding, Inc.	100.000NO.....	American Financial Group, Inc.	N/A0.000NO.....
Mid-Continent Excess and Surplus Insurance Company	Mid-Continent Casualty Company	100.000NO.....	American Financial Group, Inc.	N/A0.000NO.....
National Interstate Insurance Company	National Interstate Corporation	100.000NO.....	American Financial Group, Inc.	N/A0.000NO.....
National Interstate Insurance Company of Hawaii, Inc.	National Interstate Insurance Company	100.000NO.....	American Financial Group, Inc.	N/A0.000NO.....
Oklahoma Surety Company	Mid-Continent Casualty Company	100.000NO.....	American Financial Group, Inc.	N/A0.000NO.....
Republic Indemnity Company of America	Great American Contemporary Insurance Company	100.000NO.....	American Financial Group, Inc.	N/A0.000NO.....
Republic Indemnity Company of California	Republic Indemnity Company of America	100.000NO.....	American Financial Group, Inc.	N/A0.000NO.....
Triumphe Casualty Company	National Interstate Insurance Company	100.000NO.....	American Financial Group, Inc.	N/A0.000NO.....
Vanliner Insurance Company	National Interstate Insurance Company	100.000NO.....	American Financial Group, Inc.	N/A0.000NO.....

SUPPLEMENTAL EXHIBITS AND SCHEDULES INTERROGATORIES

REQUIRED FILINGS

The following supplemental reports are required to be filed as part of your statement filing unless specifically waived by the domiciliary state. However, in the event that your domiciliary state waives the filing requirement, your response of **WAIVED** to the specific interrogatory will be accepted in lieu of filing a "NONE" report and a bar code will be printed below. If the supplement is required of your company but is not being filed for whatever reason enter **SEE EXPLANATION** and provide an explanation following the interrogatory questions.

	Responses
MARCH FILING	
1. Will an actuarial opinion be filed by March 1?	YES
2. Will the Supplemental Compensation Exhibit be filed with the state of domicile by March 1?	YES
3. Will the confidential Risk-based Capital Report be filed with the NAIC by March 1?.....	YES
4. Will the confidential Risk-based Capital Report be filed with the state of domicile, if required by March 1?.....	YES
APRIL FILING	
5. Will the Insurance Expense Exhibit be filed with the state of domicile and the NAIC by April 1?	YES
6. Will Management's Discussion and Analysis be filed by April 1?	YES
7. Will the Supplemental Investment Risk Interrogatories be filed by April 1?	YES
MAY FILING	
8. Will this company be included in a combined annual statement which is filed with the NAIC by May 1?	YES
JUNE FILING	
9. Will an audited financial report be filed by June 1?	YES
10. Will Accountant's Letter of Qualifications be filed with the state of domicile and electronically with the NAIC by June 1?	YES

SUPPLEMENTAL FILINGS

The following supplemental reports are required to be filed as part of your annual statement filing **if your company is engaged in the type of business covered by the supplement. However, in the event that your company does not transact the type of business for which the special report must be filed, your response of NO to the specific interrogatory will be accepted in lieu of filing a "NONE" report and a bar code will be printed below.** If the supplement is required of your company but is not being filed for whatever reason enter **SEE EXPLANATION** and provide an explanation following the interrogatory questions.

MARCH FILING	
11. Will Schedule SIS (Stockholder Information Supplement) be filed with the state of domicile by March 1?	NO
12. Will the Financial Guaranty Insurance Exhibit be filed by March 1?.....	NO
13. Will the Medicare Supplement Insurance Experience Exhibit be filed with the state of domicile and the NAIC by March 1?.....	NO
14. Will Supplement A to Schedule T (Medical Professional Liability Supplement) be filed by March 1?	NO
15. Will the Trusteed Surplus Statement be filed with the state of domicile and the NAIC by March 1?	NO
16. Will the Premiums Attributed to Protected Cells Exhibit be filed by March 1?	NO
17. Will the Reinsurance Summary Supplemental Filing for General Interrogatory 9 be filed with the state of domicile and the NAIC by March 1? ...	NO
18. Will the Medicare Part D Coverage Supplement be filed with the state of domicile and the NAIC by March 1?.....	NO
19. Will the confidential Actuarial Opinion Summary be filed with the state of domicile, if required, by March 15 (or the date otherwise specified)?..	YES
20. Will the Reinsurance Attestation Supplement be filed with the state of domicile and the NAIC by March 1?	NO
21. Will the Exceptions to the Reinsurance Attestation Supplement be filed with the state of domicile by March 1?	NO
22. Will the Bail Bond Supplement be filed with the state of domicile and the NAIC by March 1?	NO
23. Will the Director and Officer Insurance Coverage Supplement be filed with the state of domicile and the NAIC by March 1?	NO
24. Will an approval from the reporting entity's state of domicile for relief related to the five-year rotation requirement for lead audit partner be filed electronically with the NAIC by March 1?	NO
25. Will an approval from the reporting entity's state of domicile for relief related to the one-year cooling off period for independent CPA be filed electronically with the NAIC by March 1?	NO
26. Will an approval from the reporting entity's state of domicile for relief related to the Requirements for Audit Committees be filed electronically with the NAIC by March 1?.....	NO
27. Will the Supplemental Schedule for Reinsurance Counterparty Reporting Exception - Asbestos and Pollution Contracts be filed with the state of domicile and the NAIC by March 1?.....	NO
28. Will the Exhibit of Other Liabilities by Lines of Business be filed with the state of domicile and the NAIC by March 1?.....	YES
29. Will the Market Conduct Annual Statement (MCAS) Premium Exhibit for Year be filed with appropriate jurisdictions and with the NAIC by March 1?.....	NO
APRIL FILING	
30. Will the Credit Insurance Experience Exhibit be filed with the state of domicile and the NAIC by April 1?	NO
31. Will the Long-term Care Experience Reporting Forms be filed with the state of domicile and the NAIC by April 1?	NO
32. Will the Accident and Health Policy Experience Exhibit be filed by April 1?	NO
33. Will the Supplemental Health Care Exhibit (Parts 1 and 2) be filed with the state of domicile and the NAIC by April 1?	NO
34. Will the Cybersecurity Insurance Coverage Supplement be filed with the state of domicile and the NAIC by April 1?	NO
35. Will the Life, Health & Annuity Guaranty Association Assessable Premium Exhibit - Parts 1 and 2 be filed with the state of domicile and the NAIC by April 1?	NO
36. Will the Private Flood Insurance Supplement be filed with the state of domicile and the NAIC by April 1?	NO
37. Will the Mortgage Guaranty Insurance Exhibit be filed with the state of domicile and the NAIC by April 1?	NO
AUGUST FILING	
38. Will Management's Report of Internal Control Over Financial Reporting be filed with the state of domicile by August 1?	NO






















Explanations:

11.	
12.	
13.	
14.	
15.	
16.	
17.	
18.	
20.	
21.	
22.	
23.	
24.	
25.	
26.	
27.	
29.	
30.	
31.	
32.	
33.	
34.	
35.	
36.	
37.	
38.	

Bar Codes:

11.	SIS Stockholder Information Supplement [Document Identifier 420]	
12.	Financial Guaranty Insurance Exhibit [Document Identifier 240]	
13.	Medicare Supplement Insurance Experience Exhibit [Document Identifier 360]	
14.	Supplement A to Schedule T [Document Identifier 455]	
15.	Trusteed Surplus Statement [Document Identifier 490]	

SUPPLEMENTAL EXHIBITS AND SCHEDULES INTERROGATORIES

16.	Premiums Attributed to Protected Cells Exhibit [Document Identifier 385]	
17.	Reinsurance Summary Supplemental Filing [Document Identifier 401]	
18.	Medicare Part D Coverage Supplement [Document Identifier 365]	
20.	Reinsurance Attestation Supplement [Document Identifier 399]	
21.	Exceptions to the Reinsurance Attestation Supplement [Document Identifier 400]	
22.	Bail Bond Supplement [Document Identifier 500]	
23.	Director and Officer Insurance Coverage Supplement [Document Identifier 505]	
24.	Relief from the five-year rotation requirement for lead audit partner [Document Identifier 224]	
25.	Relief from the one-year cooling off period for independent CPA [Document Identifier 225]	
26.	Relief from the Requirements for Audit Committees [Document Identifier 226]	
27.	Reinsurance Counterparty Reporting Exception – Asbestos and Pollution Contracts [Document Identifier 555]	
29.	Market Conduct Annual Statement (MCAS) Premium Exhibit [Document Identifier 600]	
30.	Credit Insurance Experience Exhibit [Document Identifier 230]	
31.	Long-Term Care Experience Reporting Forms [Document Identifier 306]	
32.	Accident and Health Policy Experience Exhibit [Document Identifier 210]	
33.	Supplemental Health Care Exhibit (Parts 1 and 2) [Document Identifier 216]	
34.	Cybersecurity and Identity Theft Insurance Coverage Supplement [Document Identifier 550]	
35.	Life, Health & Annuity Guaranty Association Assessable Premium Exhibit - Parts 1 and 2 [Document Identifier 290]	
36.	Private Flood Insurance Supplement [Document Identifier 560]	
37.	Will the Mortgage Guaranty Insurance Exhibit [Document Identifier 565]	
38.	Management’s Report of Internal Control Over Financial Reporting [Document Identifier 223]	

OVERFLOW PAGE FOR WRITE-INS

NONE



SUPPLEMENT FOR THE YEAR 2024 OF THE GREAT AMERICAN RISK SOLUTIONS SURPLUS LINES INSURANCE COMPANY

EXHIBIT OF OTHER LIABILITIES BY LINES OF BUSINESS
AS REPORTED ON LINE 17 OF THE EXHIBIT OF PREMIUMS AND LOSSES
(To Be Filed by March 1)

NAIC Group Code 0084 NAIC Company Code 35351

	Direct Business Only			
	Prior Year	Current Year		
	1	2	3	4
	Written Premium	Written Premium	Losses Paid (deducting salvage)	Losses Unpaid (Case Base)
1. Completed operations	0	0	0	0
2. Errors & omissions (E&O)	28,037,578	30,776,488	17,897,157	14,487,908
3. Directors & officers (D&O)	0	0	0	0
4. Environmental liability	0	0	0	0
5. Excess workers' compensation	0	0	0	0
6. Commercial excess & umbrella	84,137,526	218,713,148	10,671,220	17,489,462
7. Personal umbrella	0	0	0	0
8. Employment liability	8,700	27,455	0	0
9. Aggregate write-ins for facilities & premises (CGL)	73,797,462	80,081,508	31,879,200	95,623,460
10. Internet & cyber liability	0	0	0	0
11. Aggregate write-ins for other	3,103,643	8,349,158	0	446
12. Total ASL 17 - other liability (sum of lines 1 through 11)	189,084,909	337,947,757	60,447,577	127,601,276
DETAILS OF WRITE-INS				
0901. Municipal	4,285	0	0	0
0902.	0	0	0	0
0903.	0	0	0	0
0998. Summary of remaining write-ins for Line 9 from overflow page	73,793,177	80,081,508	31,879,200	95,623,460
0999. Totals (Lines 0901 through 0903 plus 0998)(Line 9 above)	73,797,462	80,081,508	31,879,200	95,623,460
1101. Aggregate of other lines of business less than 10% of category	3,103,643	8,349,158	0	446
1102.				
1103.				
1198. Summary of remaining write-ins for Line 11 from overflow page	0	0	0	0
1199. Totals (Lines 1101 through 1103 plus 1198)(Line 11 above)	3,103,643	8,349,158	0	446

OVERFLOW PAGE FOR WRITE-INS

Additional Write-ins for Exhibit of Other Liabilities by Lines of Business Line 9

	Direct Business Only			
	Prior Year	Current Year		
	1	2	3	4
	Written Premium	Written Premium	Losses Paid (deducting salvage)	Losses Unpaid (Case Base)
0904.	0	0	0	0
0905. Premises and Operations	6,683	630,124	3,048	0
0906. Commercial General Liability	73,273,501	79,363,511	31,876,152	95,563,081
0907. Aggregate of facilities & premises (CGL) lines of business less than 10% of category	512,993	87,873	0	60,379
0997. Summary of remaining write-ins for Line 9 from overflow page	73,793,177	80,081,508	31,879,200	95,623,460