



PROPERTY AND CASUALTY COMPANIES - ASSOCIATION EDITION

ANNUAL STATEMENT  
FOR THE YEAR ENDED DECEMBER 31, 2024  
OF THE CONDITION AND AFFAIRS OF THE  
GREAT AMERICAN ALLIANCE INSURANCE COMPANY

NAIC Group Code	0084 (Current)	0084 (Prior)	NAIC Company Code	26832	Employer's ID Number	95-1542353
Organized under the Laws of	OH			State of Domicile or Port of Entry	OH	
Country of Domicile	United States of America					
Incorporated/Organized	09/11/1945			Commenced Business	04/01/1946	
Statutory Home Office	301 E. Fourth Street (Street and Number)			Cincinnati, OH, US 45202 (City or Town, State, Country and Zip Code)		
Main Administrative Office	301 E. Fourth Street (Street and Number)			Cincinnati, OH, US 45202 (City or Town, State, Country and Zip Code)		
	Cincinnati, OH, US 45202 (City or Town, State, Country and Zip Code)			513-369-5000 (Area Code) (Telephone Number)		
Mail Address	301 E. Fourth Street (Street and Number or P.O. Box)			Cincinnati, OH, US 45202 (City or Town, State, Country and Zip Code)		
Primary Location of Books and Records	301 E. Fourth Street (Street and Number)			Cincinnati, OH, US 45202 (City or Town, State, Country and Zip Code)		
	Cincinnati, OH, US 45202 (City or Town, State, Country and Zip Code)			513-369-5000 (Area Code) (Telephone Number)		
Internet Website Address	www.greatamericaninsurancegroup.com					
Statutory Statement Contact	Judith Elaine Gill (Name)			513-369-5000 (Area Code) (Telephone Number)		
	statutoryfilings@gaig.com (E-mail Address)			513-369-5830 (FAX Number)		

OFFICERS

President	David Lawrence Thompson Jr.	Vice President & Controller	Judith Elaine Gill
Secretary	Matthew David Felvus	Vice President & Actuary	Lisa Ann Hays

OTHER

Anthony Joseph Mercurio, Executive Vice President	Michael Eugene Sullivan Jr., Executive Vice President	Sue Ann Erhart, Senior Vice President & General Counsel
Annette Denise Gardner, Senior Vice President, Chief Financial Officer & Treasurer	Aaron Beasy Latto, Senior Vice President	Bruce Robert Smith Jr., Senior Vice President
John William Tholen, Vice President	Magdalena Franziska Kulik Grossman, Chief Compliance Officer	Stephen Charles Beraha, Assistant Vice President & Assistant Secretary
Matthew John Stevens, Assistant Treasurer	Robert Jude Zbacnik, Assistant Treasurer	

DIRECTORS OR TRUSTEES

Michelle Ann Gillis	Brian Scott Hertzman	Anthony Joseph Mercurio
Michael Eugene Sullivan Jr.	David Lawrence Thompson Jr.	

State of Ohio SS  
County of Hamilton


The officers of this reporting entity being duly sworn, each depose and say that they are the described officers of said reporting entity, and that on the reporting period stated above, all of the herein described assets were the absolute property of the said reporting entity, free and clear from any liens or claims thereon, except as herein stated, and that this statement, together with related exhibits, schedules and explanations therein contained, annexed or referred to, is a full and true statement of all the assets and liabilities and of the condition and affairs of the said reporting entity as of the reporting period stated above, and of its income and deductions therefrom for the period ended, and have been completed in accordance with the NAIC Annual Statement Instructions and Accounting Practices and Procedures manual except to the extent that: (1) state law may differ; or, (2) that state rules or regulations require differences in reporting not related to accounting practices and procedures, according to the best of their information, knowledge and belief, respectively. Furthermore, the scope of this attestation by the described officers also includes the related corresponding electronic filing with the NAIC, when required, that is an exact copy (except for formatting differences due to electronic filing) of the enclosed statement. The electronic filing may be requested by various regulators in lieu of or in addition to the enclosed statement.

David Lawrence Thompson, Jr. President	Matthew David Felvus Secretary	Judith Elaine Gill Vice President & Controller

Subscribed and sworn to before me this 12th day of February, 2025

Holly M. Clayton  
Holly M. Clayton  
Notary Public State of Ohio  
April 28th, 2025

a. Is this an original filing? ..... Yes [ X ] No [ ]  
b. If no,  
1. State the amendment number.....  
2. Date filed .....  
3. Number of pages attached.....





ANNUAL STATEMENT FOR THE YEAR 2024 OF THE GREAT AMERICAN ALLIANCE INSURANCE COMPANY

EXHIBIT OF PREMIUMS AND LOSSES (Statutory Page 14)

NAIC Group Code 0084 BUSINESS IN THE STATE OF Alabama DURING THE YEAR 2024 NAIC Company Code 26832

Line of Business		Gross Premiums, Including Policy and Membership Fees, Less Return Premiums and Premiums on Policies not Taken		3	4	5	6	7	8	9	10	11	12
		1	2										
		Direct Premiums Written	Direct Premiums Earned	Dividends Paid or Credited to Policyholders on Direct Business	Direct Unearned Premium Reserves	Direct Losses Paid (deducting salvage)	Direct Losses Incurred	Direct Losses Unpaid	Direct Defense and Cost Containment Expense Paid	Direct Defense and Cost Containment Expense Incurred	Direct Defense and Cost Containment Expense Unpaid	Commissions and Brokerage Expenses	Taxes, Licenses and Fees
1.	Fire .....	0	0	0	0	0	0	0	0	0	0	0	0
2.1	Allied Lines .....	30	24	0	0	0	0	0	0	0	0	0	3
2.2	Multiple Peril Crop .....	0	0	0	0	0	0	0	0	0	0	0	0
2.3	Federal Flood .....	0	0	0	0	0	0	0	0	0	0	0	0
2.4	Private Crop .....	0	0	0	0	0	0	0	0	0	0	0	0
2.5	Private Flood .....	0	0	0	0	0	0	0	0	0	0	0	0
3.	Farmowners Multiple Peril .....	250,544	253,612	0	109,384	64,947	47,113	78,158	167	816	12,705	43,531	12,402
4.	Homeowners Multiple Peril .....	0	0	0	0	0	0	0	0	0	0	0	0
5.1	Commercial Multiple Peril (Non-Liability Portion) .....	166,416	120,981	0	111,235	33,000	118,182	99,116	5,923	14,424	11,222	27,978	7,213
5.2	Commercial Multiple Peril (Liability Portion) .....	38,114	29,231	0	20,388	0	(2,082)	27,355	30	(3,017)	12,679	5,629	1,430
6.	Mortgage Guaranty .....	0	0	0	0	0	0	0	0	0	0	0	0
8.	Ocean Marine .....	0	0	0	0	0	0	0	0	0	0	0	0
9.1	Inland Marine .....	26,636	26,588	0	2,288	8,061	5,328	(33)	0	(134)	64	5,378	2,197
9.2	Pet Insurance Plans .....	0	0	0	0	0	0	0	0	0	0	0	0
10.	Financial Guaranty .....	0	0	0	0	0	0	0	0	0	0	0	0
11.1	Medical Professional Liability - Occurrence .....	0	0	0	0	0	0	0	0	0	0	0	0
11.2	Medical Professional Liability - Claims-Made .....	0	0	0	0	0	0	0	0	0	0	0	0
12.	Earthquake .....	2,885	2,887	0	2,126	0	0	0	0	0	0	480	180
13.1	Comprehensive (hospital and medical) ind (b) .....	0	0	0	0	0	0	0	0	0	0	0	0
13.2	Comprehensive (hospital and medical) group (b) .....	0	0	0	0	0	0	0	0	0	0	0	0
14.	Credit A&H (Group and Individual) .....	0	0	0	0	0	0	0	0	0	0	0	0
15.1	Vision Only (b).....	0	0	0	0	0	0	0	0	0	0	0	0
15.2	Dental Only (b) .....	0	0	0	0	0	0	0	0	0	0	0	0
15.3	Disability Income (b) .....	0	0	0	0	0	0	0	0	0	0	0	0
15.4	Medicare Supplement (b) .....	0	0	0	0	0	0	0	0	0	0	0	0
15.5	Medicaid Title XIX (b) .....	0	0	0	0	0	0	0	0	0	0	0	0
15.6	Medicare Title XVIII (b).....	0	0	0	0	0	0	0	0	0	0	0	0
15.7	Long-Term Care (b) .....	0	0	0	0	0	0	0	0	0	0	0	0
15.8	Federal Employees Health Benefits Plan (b) .....	0	0	0	0	0	0	0	0	0	0	0	0
15.9	Other Health (b) .....	0	0	0	0	0	0	0	0	0	0	0	0
16.	Workers' Compensation .....	8,899,092	8,843,594	0	2,639,588	515,757	1,319,730	9,486,011	47,476	82,558	891,748	1,372,801	455,979
17.1	Other Liability - Occurrence .....	514,488	498,270	0	242,908	149,758	480,227	1,588,401	157,974	148,098	71,780	77,458	25,241
17.2	Other Liability - Claims-Made .....	(8)	161	0	0	0	(9)	14	0	(1)	13	1	9
17.3	Excess Workers' Compensation .....	0	0	0	0	0	0	0	0	0	0	0	0
18.1	Products Liability - Occurrence .....	197	148	0	49	0	10	29	0	5	6	42	6
18.2	Products Liability - Claims-Made .....	0	0	0	0	0	0	0	0	0	0	0	0
19.1	Private Passenger Auto No-Fault (Personal Injury Protection) .....	0	0	0	0	0	0	0	0	0	0	0	0
19.2	Other Private Passenger Auto Liability .....	0	0	0	0	0	0	0	0	0	0	0	0
19.3	Commercial Auto No-Fault (Personal Injury Protection) .....	0	0	0	0	0	0	0	0	0	0	0	0
19.4	Other Commercial Auto Liability .....	300,742	385,381	0	161,662	61,214	60,364	539,205	60,458	46,429	77,191	51,163	17,773
21.1	Private Passenger Auto Physical Damage .....	0	0	0	0	0	0	0	0	0	0	0	0
21.2	Commercial Auto Physical Damage .....	132,963	137,387	0	63,778	62,884	58,919	40,676	103	739	5,303	22,505	6,491
22.	Aircraft (all perils) .....	(3,524)	9,676	0	0	0	(324)	3,864	0	100	523	(529)	154
23.	Fidelity .....	314,780	216,519	0	317,483	57,484	59,318	96,026	0	(55,607)	3,072	97,733	12,743
24.	Surety .....	20,645	18,926	0	15,552	0	541	8,947	0	0	897	7,853	886
26.	Burglary and Theft .....	43	43	0	32	0	0	0	0	0	0	7	3
27.	Boiler and Machinery .....	9,719	8,095	0	5,224	0	(692)	7	0	147	2	1,411	409
28.	Credit .....	0	0	0	0	0	(5)	0	0	0	0	0	0
29.	International .....	0	0	0	0	0	0	0	0	0	0	0	0
30.	Warranty .....	0	0	0	0	0	0	0	0	0	0	0	0
31.	Reins nonproportional assumed property .....	XXX	XXX	XXX	XXX	XXX	XXX	XXX	XXX	XXX	XXX	XXX	XXX
32.	Reins nonproportional assumed liability .....	XXX	XXX	XXX	XXX	XXX	XXX	XXX	XXX	XXX	XXX	XXX	XXX
33.	Reins nonproportional assumed financial lines .....	XXX	XXX	XXX	XXX	XXX	XXX	XXX	XXX	XXX	XXX	XXX	XXX
34.	Aggregate Write-Ins for Other Lines of Business .....	0	0	0	0	0	0	0	0	0	0	0	0
35.	Total (a) .....	10,673,762	10,551,502	0	3,691,704	953,104	2,146,625	11,967,781	272,132	231,614	1,087,203	1,713,444	543,095
DETAILS OF WRITE-INS													
3401.	Collateral Protection .....	0	0	0	0	0	0	0	0	0	0	0	0
3402.	Involuntary Unemployment .....	0	0	0	0	0	0	0	0	0	0	0	0
3403.	Patent Risk .....	0	0	0	0	0	0	0	0	0	0	0	0
3498.	Summary of remaining write-ins for Line 34 from overflow page .....	0	0	0	0	0	0	0	0	0	0	0	0
3499.	Totals (Lines 3401 through 3403 plus 3498)(Line 34 above) .....	0	0	0	0	0	0	0	0	0	0	0	0

(a) Finance and service charges not included in Lines 1 to 35 \$ 0  
(b) For health business on indicated lines report: Number of persons insured under PPO managed care products 0 and number of persons insured under indemnity only products 0

ANNUAL STATEMENT FOR THE YEAR 2024 OF THE GREAT AMERICAN ALLIANCE INSURANCE COMPANY

EXHIBIT OF PREMIUMS AND LOSSES

OVERFLOW PAGE FOR WRITE-INS

Additional Write-ins for Exhibit of Premiums and Losses Line 34

Line of Business	Gross Premiums, Including Policy and Membership Fees, Less Return Premiums and Premiums on Policies not Taken		3	4	5	6	7	8	9	10	11	12
	1 Direct Premiums Written	2 Direct Premiums Earned	Dividends Paid or Credited to Policyholders on Direct Business	Direct Unearned Premium Reserves	Direct Losses Paid (deducting salvage)	Direct Losses Incurred	Direct Losses Unpaid	Direct Defense and Cost Containment Expense Paid	Direct Defense and Cost Containment Expense Incurred	Direct Defense and Cost Containment Expense Unpaid	Commissions and Brokerage Expenses	Taxes, Licenses and Fees
3404. Uninsured Motorist .....	0	0	0	0	0	0	0	0	0	0	0	0
3497. Summary of remaining write-ins for Line 34 from overflow page	0	0	0	0	0	0	0	0	0	0	0	0



ANNUAL STATEMENT FOR THE YEAR 2024 OF THE GREAT AMERICAN ALLIANCE INSURANCE COMPANY

EXHIBIT OF PREMIUMS AND LOSSES (Statutory Page 14)

NAIC Group Code 0084 BUSINESS IN THE STATE OF Alaska DURING THE YEAR 2024 NAIC Company Code 26832

Line of Business		Gross Premiums, Including Policy and Membership Fees, Less Return Premiums and Premiums on Policies not Taken		3  Dividends Paid or Credited to Policyholders on Direct Business	4  Direct Unearned Premium Reserves	5  Direct Losses Paid (deducting salvage)	6  Direct Losses Incurred	7  Direct Losses Unpaid	8  Direct Defense and Cost Containment Expense Paid	9  Direct Defense and Cost Containment Expense Incurred	10  Direct Defense and Cost Containment Expense Unpaid	11  Commissions and Brokerage Expenses	12  Taxes, Licenses and Fees
		1 Direct Premiums Written	2 Direct Premiums Earned										
1.	Fire .....	0	0	0	0	0	0	0	0	0	0	0	0
2.1	Allied Lines .....	0	0	0	0	0	0	0	0	0	0	0	0
2.2	Multiple Peril Crop .....	0	0	0	0	0	0	0	0	0	0	0	0
2.3	Federal Flood .....	0	0	0	0	0	0	0	0	0	0	0	0
2.4	Private Crop .....	0	0	0	0	0	0	0	0	0	0	0	0
2.5	Private Flood .....	0	0	0	0	0	0	0	0	0	0	0	0
3.	Farmowners Multiple Peril .....	0	0	0	0	0	0	0	0	0	0	0	0
4.	Homeowners Multiple Peril .....	0	0	0	0	0	0	0	0	0	0	0	0
5.1	Commercial Multiple Peril (Non-Liability Portion) .....	42,899	63,949	0	23,823	0	16,536	31,726	29	2,248	5,273	7,233	1,687
5.2	Commercial Multiple Peril (Liability Portion) .....	0	0	0	0	0	(427)	848	0	(176)	367	0	0
6.	Mortgage Guaranty .....	0	0	0	0	0	0	0	0	0	0	0	0
8.	Ocean Marine .....	0	0	0	0	0	0	0	0	0	0	0	0
9.1	Inland Marine .....	14,373	24,522	0	0	2,997	4,153	1,558	0	(138)	35	3,659	749
9.2	Pet Insurance Plans .....	0	0	0	0	0	0	0	0	0	0	0	0
10.	Financial Guaranty .....	0	0	0	0	0	0	0	0	0	0	0	0
11.1	Medical Professional Liability - Occurrence .....	0	0	0	0	0	0	0	0	0	0	0	0
11.2	Medical Professional Liability - Claims-Made .....	0	0	0	0	0	0	0	0	0	0	0	0
12.	Earthquake .....	0	0	0	0	0	0	0	0	0	0	0	0
13.1	Comprehensive (hospital and medical) ind (b) .....	0	0	0	0	0	0	0	0	0	0	0	0
13.2	Comprehensive (hospital and medical) group (b) .....	0	0	0	0	0	0	0	0	0	0	0	0
14.	Credit A&H (Group and Individual) .....	0	0	0	0	0	0	0	0	0	0	0	0
15.1	Vision Only (b).....	0	0	0	0	0	0	0	0	0	0	0	0
15.2	Dental Only (b) .....	0	0	0	0	0	0	0	0	0	0	0	0
15.3	Disability Income (b) .....	0	0	0	0	0	0	0	0	0	0	0	0
15.4	Medicare Supplement (b) .....	0	0	0	0	0	0	0	0	0	0	0	0
15.5	Medicaid Title XIX (b) .....	0	0	0	0	0	0	0	0	0	0	0	0
15.6	Medicare Title XVIII (b).....	0	0	0	0	0	0	0	0	0	0	0	0
15.7	Long-Term Care (b) .....	0	0	0	0	0	0	0	0	0	0	0	0
15.8	Federal Employees Health Benefits Plan (b) .....	0	0	0	0	0	0	0	0	0	0	0	0
15.9	Other Health (b) .....	0	0	0	0	0	0	0	0	0	0	0	0
16.	Workers' Compensation .....	39,591	62,406	0	1,703	52,380	60,416	57,485	1,759	(3,937)	20,283	3,248	1,591
17.1	Other Liability - Occurrence .....	219,467	230,891	0	65,148	0	21,640	414,387	0	4,088	33,195	37,573	7,245
17.2	Other Liability - Claims-Made .....	0	0	0	0	0	0	2,864	0	0	194	0	0
17.3	Excess Workers' Compensation .....	0	0	0	0	0	0	0	0	0	0	0	0
18.1	Products Liability - Occurrence .....	0	0	0	0	0	0	0	0	0	0	0	0
18.2	Products Liability - Claims-Made .....	0	0	0	0	0	0	0	0	0	0	0	0
19.1	Private Passenger Auto No-Fault (Personal Injury Protection) .....	0	0	0	0	0	0	0	0	0	0	0	0
19.2	Other Private Passenger Auto Liability .....	0	0	0	0	0	0	0	0	0	0	0	0
19.3	Commercial Auto No-Fault (Personal Injury Protection) .....	0	0	0	0	0	0	0	0	0	0	0	0
19.4	Other Commercial Auto Liability .....	46,739	45,172	0	6,752	0	(5,365)	72,895	0	(2,334)	11,237	4,555	1,458
21.1	Private Passenger Auto Physical Damage .....	0	0	0	0	0	0	0	0	0	0	0	0
21.2	Commercial Auto Physical Damage .....	17,790	17,231	0	2,603	18,420	18,237	2,942	32	(74)	371	1,749	556
22.	Aircraft (all perils) .....	0	0	0	0	0	(3,131)	1,165	0	(649)	(316)	0	0
23.	Fidelity .....	62,972	39,543	0	56,077	0	392	17,525	0	(8,310)	550	19,548	1,712
24.	Surety .....	3,275	5,314	0	2,308	0	40	3,197	0	(502)	443	1,554	111
26.	Burglary and Theft .....	0	0	0	0	0	0	0	0	0	0	0	0
27.	Boiler and Machinery .....	2,910	4,367	0	1,699	0	(442)	0	0	(64)	0	457	113
28.	Credit .....	0	0	0	0	0	0	0	0	0	0	0	0
29.	International .....	0	0	0	0	0	0	0	0	0	0	0	0
30.	Warranty .....	0	0	0	0	0	0	0	0	0	0	0	0
31.	Reins nonproportional assumed property .....	XXX	XXX	XXX	XXX	XXX	XXX	XXX	XXX	XXX	XXX	XXX	XXX
32.	Reins nonproportional assumed liability .....	XXX	XXX	XXX	XXX	XXX	XXX	XXX	XXX	XXX	XXX	XXX	XXX
33.	Reins nonproportional assumed financial lines .....	XXX	XXX	XXX	XXX	XXX	XXX	XXX	XXX	XXX	XXX	XXX	XXX
34.	Aggregate Write-Ins for Other Lines of Business .....	0	0	0	0	0	0	0	0	0	0	0	0
35.	Total (a) .....	450,016	493,396	0	160,114	73,796	112,048	606,593	1,820	(9,847)	71,631	79,576	15,222
DETAILS OF WRITE-INS													
3401.	Collateral Protection .....	0	0	0	0	0	0	0	0	0	0	0	0
3402.	Involuntary Unemployment .....	0	0	0	0	0	0	0	0	0	0	0	0
3403.	Patent Risk .....	0	0	0	0	0	0	0	0	0	0	0	0
3498.	Summary of remaining write-ins for Line 34 from overflow page .....	0	0	0	0	0	0	0	0	0	0	0	0
3499.	Totals (Lines 3401 through 3403 plus 3498)(Line 34 above) .....	0	0	0	0	0	0	0	0	0	0	0	0

(a) Finance and service charges not included in Lines 1 to 35 \$ 0  
(b) For health business on indicated lines report: Number of persons insured under PPO managed care products 0 and number of persons insured under indemnity only products 0

ANNUAL STATEMENT FOR THE YEAR 2024 OF THE GREAT AMERICAN ALLIANCE INSURANCE COMPANY

EXHIBIT OF PREMIUMS AND LOSSES

OVERFLOW PAGE FOR WRITE-INS

Additional Write-ins for Exhibit of Premiums and Losses Line 34

Line of Business	Gross Premiums, Including Policy and Membership Fees, Less Return Premiums and Premiums on Policies not Taken		3	4	5	6	7	8	9	10	11	12
	1 Direct Premiums Written	2 Direct Premiums Earned	Dividends Paid or Credited to Policyholders on Direct Business	Direct Unearned Premium Reserves	Direct Losses Paid (deducting salvage)	Direct Losses Incurred	Direct Losses Unpaid	Direct Defense and Cost Containment Expense Paid	Direct Defense and Cost Containment Expense Incurred	Direct Defense and Cost Containment Expense Unpaid	Commissions and Brokerage Expenses	Taxes, Licenses and Fees
3404. Uninsured Motorist .....	0	0	0	0	0	0	0	0	0	0	0	0
3497. Summary of remaining write-ins for Line 34 from overflow page	0	0	0	0	0	0	0	0	0	0	0	0



ANNUAL STATEMENT FOR THE YEAR 2024 OF THE GREAT AMERICAN ALLIANCE INSURANCE COMPANY

EXHIBIT OF PREMIUMS AND LOSSES (Statutory Page 14)

NAIC Group Code 0084		BUSINESS IN THE STATE OF Arizona				DURING THE YEAR 2024				NAIC Company Code 26832			
Line of Business	Gross Premiums, Including Policy and Membership Fees, Less Return Premiums and Premiums on Policies not Taken		3  Dividends Paid or Credited to Policyholders on Direct Business	4  Direct Unearned Premium Reserves	5  Direct Losses Paid (deducting salvage)	6  Direct Losses Incurred	7  Direct Losses Unpaid	8  Direct Defense and Cost Containment Expense Paid	9  Direct Defense and Cost Containment Expense Incurred	10  Direct Defense and Cost Containment Expense Unpaid	11  Commissions and Brokerage Expenses	12  Taxes, Licenses and Fees	
	1 Direct Premiums Written	2 Direct Premiums Earned											
Fire	0	0	0	0	0	0	0	0	0	0	0	0	
Allied Lines	0	0	0	0	0	(11)	0	0	0	(1)	0	0	
Multiple Peril Crop	0	0	0	0	0	0	0	0	0	0	0	0	
Federal Flood	0	0	0	0	0	0	0	0	0	0	0	0	
Private Crop	0	0	0	0	0	0	0	0	0	0	0	0	
Private Flood	0	0	0	0	0	0	0	0	0	0	0	0	
Farmowners Multiple Peril	47,620	47,520	0	17,525	0	(1,205)	11,990	0	136	1,756	10,328	1,055	
Homeowners Multiple Peril	0	0	0	0	0	0	0	0	0	0	0	0	
Commercial Multiple Peril (Non-Liability Portion)	230,718	373,039	0	86,855	148,656	135,615	218,348	16,844	11,051	31,528	43,842	6,198	
Commercial Multiple Peril (Liability Portion)	95,875	160,633	0	38,166	88,766	(327,304)	93,312	65,689	33,563	117,750	19,737	3,008	
Mortgage Guaranty	0	0	0	0	0	0	0	0	0	0	0	0	
Ocean Marine	0	0	0	0	0	0	0	0	0	0	0	0	
Inland Marine	88,575	101,961	0	2,361	32,065	24,414	7,360	1,260	397	1,749	18,910	1,974	
Pet Insurance Plans	0	0	0	0	0	0	0	0	0	0	0	0	
Financial Guaranty	0	0	0	0	0	0	0	0	0	0	0	0	
Medical Professional Liability - Occurrence	0	0	0	0	0	0	0	0	0	0	0	0	
Medical Professional Liability - Claims-Made	0	0	0	0	0	0	0	0	0	0	0	0	
Earthquake	200	122	0	78	0	0	0	0	0	0	33	4	
Comprehensive (hospital and medical) ind (b)	0	0	0	0	0	0	0	0	0	0	0	0	
Comprehensive (hospital and medical) group (b)	0	0	0	0	0	0	0	0	0	0	0	0	
Credit A&H (Group and Individual)	0	0	0	0	0	0	0	0	0	0	0	0	
Vision Only (b)	0	0	0	0	0	0	0	0	0	0	0	0	
Dental Only (b)	0	0	0	0	0	0	0	0	0	0	0	0	
Disability Income (b)	0	0	0	0	0	0	0	0	0	0	0	0	
Medicare Supplement (b)	0	0	0	0	0	0	0	0	0	0	0	0	
Medicaid Title XIX (b)	0	0	0	0	0	0	0	0	0	0	0	0	
Medicare Title XVIII (b)	0	0	0	0	0	0	0	0	0	0	0	0	
Long-Term Care (b)	0	0	0	0	0	0	0	0	0	0	0	0	
Federal Employees Health Benefits Plan (b)	0	0	0	0	0	0	0	0	0	0	0	0	
Other Health (b)	0	0	0	0	0	0	0	0	0	0	0	0	
Workers' Compensation	3,917,310	3,652,696	0	1,490,013	839,171	(934,434)	2,641,866	61,526	122,838	269,158	461,665	49,550	
Other Liability - Occurrence	1,416,665	1,455,479	0	661,013	15,000,000	561,473	2,101,983	0	19,017	147,882	182,060	31,438	
Other Liability - Claims-Made	375	678	0	41	9,000	8,744	3,231	15	24	475	56	10	
Excess Workers' Compensation	0	0	0	0	0	0	0	0	0	0	0	0	
Products Liability - Occurrence	5,568	3,529	0	2,166	0	1,218	1,965	0	75	242	909	113	
Products Liability - Claims-Made	0	0	0	0	0	0	0	0	0	0	0	0	
Private Passenger Auto No-Fault (Personal Injury Protection)	0	0	0	0	0	0	0	0	0	0	0	0	
Other Private Passenger Auto Liability	0	0	0	0	0	0	0	0	0	0	0	0	
Commercial Auto No-Fault (Personal Injury Protection)	0	0	0	0	0	0	0	0	0	0	0	0	
Other Commercial Auto Liability	260,826	309,522	0	111,789	525,599	503,287	502,573	39,184	5,405	72,629	41,589	6,200	
Private Passenger Auto Physical Damage	0	0	0	0	0	0	0	0	0	0	0	0	
Commercial Auto Physical Damage	72,445	79,593	0	30,866	9,226	9,875	29,499	70	65	4,335	11,765	1,686	
Aircraft (all perils)	26,950	27,012	0	4,430	0	(12,703)	24,033	0	(433)	2,449	4,043	594	
Fidelity	64,607	74,242	0	34,994	0	5,444	25,568	0	(10,838)	1,040	20,007	1,479	
Surety	42,200	40,678	0	17,534	0	1,986	19,351	0	(1,484)	2,788	16,967	900	
Burglary and Theft	176	247	0	72	0	(16)	0	0	0	0	38	5	
Boiler and Machinery	17,062	20,524	0	5,208	0	(536)	55	0	(387)	7	3,175	407	
Credit	0	0	0	0	0	0	0	0	0	0	0	0	
International	0	0	0	0	0	0	0	0	0	0	0	0	
Warranty	0	0	0	0	0	0	0	0	0	0	0	0	
Reins nonproportional assumed property	XXX	XXX	XXX	XXX	XXX	XXX	XXX	XXX	XXX	XXX	XXX	XXX	
Reins nonproportional assumed liability	XXX	XXX	XXX	XXX	XXX	XXX	XXX	XXX	XXX	XXX	XXX	XXX	
Reins nonproportional assumed financial lines	XXX	XXX	XXX	XXX	XXX	XXX	XXX	XXX	XXX	XXX	XXX	XXX	
Aggregate Write-Ins for Other Lines of Business	0	0	0	0	0	0	0	0	0	0	0	0	
Total (a)	6,287,173	6,347,476	0	2,503,111	16,652,482	(24,154)	5,681,133	184,590	179,428	653,788	835,122	104,623	
DETAILS OF WRITE-INS													
Collateral Protection	0	0	0	0	0	0	0	0	0	0	0	0	
Involuntary Unemployment	0	0	0	0	0	0	0	0	0	0	0	0	
Patent Risk	0	0	0	0	0	0	0	0	0	0	0	0	
Summary of remaining write-ins for Line 34 from overflow page	0	0	0	0	0	0	0	0	0	0	0	0	
Totals (Lines 3401 through 3403 plus 3498)(Line 34 above)	0	0	0	0	0	0	0	0	0	0	0	0	

(a) Finance and service charges not included in Lines 1 to 35 \$ 0  
(b) For health business on indicated lines report: Number of persons insured under PPO managed care products 0 and number of persons insured under indemnity only products 0

ANNUAL STATEMENT FOR THE YEAR 2024 OF THE GREAT AMERICAN ALLIANCE INSURANCE COMPANY

EXHIBIT OF PREMIUMS AND LOSSES

OVERFLOW PAGE FOR WRITE-INS

Additional Write-ins for Exhibit of Premiums and Losses Line 34

Line of Business	Gross Premiums, Including Policy and Membership Fees, Less Return Premiums and Premiums on Policies not Taken		3	4	5	6	7	8	9	10	11	12
	1 Direct Premiums Written	2 Direct Premiums Earned	Dividends Paid or Credited to Policyholders on Direct Business	Direct Unearned Premium Reserves	Direct Losses Paid (deducting salvage)	Direct Losses Incurred	Direct Losses Unpaid	Direct Defense and Cost Containment Expense Paid	Direct Defense and Cost Containment Expense Incurred	Direct Defense and Cost Containment Expense Unpaid	Commissions and Brokerage Expenses	Taxes, Licenses and Fees
3404. Uninsured Motorist .....	0	0	0	0	0	0	0	0	0	0	0	0
3497. Summary of remaining write-ins for Line 34 from overflow page	0	0	0	0	0	0	0	0	0	0	0	0



ANNUAL STATEMENT FOR THE YEAR 2024 OF THE GREAT AMERICAN ALLIANCE INSURANCE COMPANY

EXHIBIT OF PREMIUMS AND LOSSES (Statutory Page 14)

NAIC Group Code 0084 BUSINESS IN THE STATE OF Arkansas DURING THE YEAR 2024 NAIC Company Code 26832

Line of Business		Gross Premiums, Including Policy and Membership Fees, Less Return Premiums and Premiums on Policies not Taken		3	4	5	6	7	8	9	10	11	12
		1	2										
		Direct Premiums Written	Direct Premiums Earned	Dividends Paid or Credited to Policyholders on Direct Business	Direct Unearned Premium Reserves	Direct Losses Paid (deducting salvage)	Direct Losses Incurred	Direct Losses Unpaid	Direct Defense and Cost Containment Expense Paid	Direct Defense and Cost Containment Expense Incurred	Direct Defense and Cost Containment Expense Unpaid	Commissions and Brokerage Expenses	Taxes, Licenses and Fees
1.	Fire .....	0	0	0	0	0	0	0	0	0	0	0	0
2.1	Allied Lines .....	0	0	0	0	0	0	0	0	0	0	0	0
2.2	Multiple Peril Crop .....	0	0	0	0	0	0	0	0	0	0	0	0
2.3	Federal Flood .....	0	0	0	0	0	0	0	0	0	0	0	0
2.4	Private Crop .....	0	0	0	0	0	0	0	0	0	0	0	0
2.5	Private Flood .....	0	0	0	0	0	0	0	0	0	0	0	0
3.	Farmowners Multiple Peril .....	0	0	0	0	0	(7,540)	3,742	0	(402)	668	0	(6)
4.	Homeowners Multiple Peril .....	0	0	0	0	0	0	0	0	0	0	0	0
5.1	Commercial Multiple Peril (Non-Liability Portion) .....	85,802	78,964	0	24,173	0	45,124	65,212	0	2,172	11,715	20,834	3,940
5.2	Commercial Multiple Peril (Liability Portion) .....	22,680	16,528	0	7,835	0	326	7,051	0	(728)	3,641	4,872	968
6.	Mortgage Guaranty .....	0	0	0	0	0	0	0	0	0	0	0	0
8.	Ocean Marine .....	0	0	0	0	0	0	0	0	0	0	0	0
9.1	Inland Marine .....	24,224	23,825	0	1,922	19,107	16,651	550	3,360	2,742	183	5,448	1,238
9.2	Pet Insurance Plans .....	0	0	0	0	0	0	0	0	0	0	0	0
10.	Financial Guaranty .....	0	0	0	0	0	0	0	0	0	0	0	0
11.1	Medical Professional Liability - Occurrence .....	0	0	0	0	0	0	0	0	0	0	0	0
11.2	Medical Professional Liability - Claims-Made .....	0	0	0	0	0	0	0	0	0	0	0	0
12.	Earthquake .....	29,263	19,963	0	9,300	0	3,654	3,654	0	554	554	9,085	1,263
13.1	Comprehensive (hospital and medical) ind (b) .....	0	0	0	0	0	0	0	0	0	0	0	0
13.2	Comprehensive (hospital and medical) group (b) .....	0	0	0	0	0	0	0	0	0	0	0	0
14.	Credit A&H (Group and Individual) .....	0	0	0	0	0	0	0	0	0	0	0	0
15.1	Vision Only (b).....	0	0	0	0	0	0	0	0	0	0	0	0
15.2	Dental Only (b) .....	0	0	0	0	0	0	0	0	0	0	0	0
15.3	Disability Income (b) .....	0	0	0	0	0	0	0	0	0	0	0	0
15.4	Medicare Supplement (b) .....	0	0	0	0	0	0	0	0	0	0	0	0
15.5	Medicaid Title XIX (b) .....	0	0	0	0	0	0	0	0	0	0	0	0
15.6	Medicare Title XVIII (b).....	0	0	0	0	0	0	0	0	0	0	0	0
15.7	Long-Term Care (b) .....	0	0	0	0	0	0	0	0	0	0	0	0
15.8	Federal Employees Health Benefits Plan (b) .....	0	0	0	0	0	0	0	0	0	0	0	0
15.9	Other Health (b) .....	0	0	0	0	0	0	0	0	0	0	0	0
16.	Workers' Compensation .....	1,041,247	1,091,541	0	345,228	237,872	55,230	1,155,011	14,071	8,404	133,894	219,876	64,324
17.1	Other Liability - Occurrence .....	106,001	91,423	0	48,395	0	(16,237)	124,543	0	(10,184)	10,636	28,093	4,306
17.2	Other Liability - Claims-Made .....	0	0	0	0	0	0	0	0	(1)	113	0	0
17.3	Excess Workers' Compensation .....	0	0	0	0	0	0	0	0	0	0	0	0
18.1	Products Liability - Occurrence .....	0	0	0	0	0	(6)	2	0	(4)	2	0	0
18.2	Products Liability - Claims-Made .....	0	0	0	0	0	0	0	0	0	0	0	0
19.1	Private Passenger Auto No-Fault (Personal Injury Protection) .....	0	0	0	0	0	0	0	0	0	0	0	0
19.2	Other Private Passenger Auto Liability .....	0	0	0	0	0	0	0	0	0	0	0	0
19.3	Commercial Auto No-Fault (Personal Injury Protection) .....	0	0	0	0	0	0	0	0	0	0	0	0
19.4	Other Commercial Auto Liability .....	42,097	39,702	0	25,530	16,900	18,496	45,330	0	(8,962)	7,075	12,815	2,262
21.1	Private Passenger Auto Physical Damage .....	0	0	0	0	0	0	0	0	0	0	0	0
21.2	Commercial Auto Physical Damage .....	38,705	34,244	0	15,780	5,627	5,691	2,836	0	(540)	371	10,902	1,698
22.	Aircraft (all perils) .....	21,540	21,564	0	5,760	0	2,065	4,578	0	505	682	3,231	980
23.	Fidelity .....	376,455	391,177	0	476,839	0	4,805	181,472	0	(95,999)	5,460	116,942	19,172
24.	Surety .....	202,512	217,142	0	167,633	9,000	21,284	111,377	0	261	21,030	96,226	9,467
26.	Burglary and Theft .....	0	0	0	0	0	0	0	0	0	0	0	0
27.	Boiler and Machinery .....	6,753	5,886	0	1,761	0	(250)	588	0	439	92	1,685	300
28.	Credit .....	0	0	0	0	0	0	0	0	0	0	0	0
29.	International .....	0	0	0	0	0	0	0	0	0	0	0	0
30.	Warranty .....	0	0	0	0	0	0	0	0	0	0	0	0
31.	Reins nonproportional assumed property .....	XXX	XXX	XXX	XXX	XXX	XXX	XXX	XXX	XXX	XXX	XXX	XXX
32.	Reins nonproportional assumed liability .....	XXX	XXX	XXX	XXX	XXX	XXX	XXX	XXX	XXX	XXX	XXX	XXX
33.	Reins nonproportional assumed financial lines .....	XXX	XXX	XXX	XXX	XXX	XXX	XXX	XXX	XXX	XXX	XXX	XXX
34.	Aggregate Write-Ins for Other Lines of Business .....	0	0	0	0	0	0	0	0	0	0	0	0
35.	Total (a) .....	1,997,279	2,031,960	0	1,130,156	288,506	149,349	1,706,888	17,431	(101,741)	196,115	530,008	109,912
DETAILS OF WRITE-INS													
3401.	Collateral Protection .....	0	0	0	0	0	0	0	0	0	0	0	0
3402.	Involuntary Unemployment .....	0	0	0	0	0	0	0	0	0	0	0	0
3403.	Patent Risk .....	0	0	0	0	0	0	0	0	0	0	0	0
3498.	Summary of remaining write-ins for Line 34 from overflow page .....	0	0	0	0	0	0	0	0	0	0	0	0
3499.	Totals (Lines 3401 through 3403 plus 3498)(Line 34 above) .....	0	0	0	0	0	0	0	0	0	0	0	0

(a) Finance and service charges not included in Lines 1 to 35 \$ 0  
(b) For health business on indicated lines report: Number of persons insured under PPO managed care products 0 and number of persons insured under indemnity only products 0



ANNUAL STATEMENT FOR THE YEAR 2024 OF THE GREAT AMERICAN ALLIANCE INSURANCE COMPANY

EXHIBIT OF PREMIUMS AND LOSSES

OVERFLOW PAGE FOR WRITE-INS

Additional Write-ins for Exhibit of Premiums and Losses Line 34

Line of Business	Gross Premiums, Including Policy and Membership Fees, Less Return Premiums and Premiums on Policies not Taken		3	4	5	6	7	8	9	10	11	12
	1 Direct Premiums Written	2 Direct Premiums Earned	Dividends Paid or Credited to Policyholders on Direct Business	Direct Unearned Premium Reserves	Direct Losses Paid (deducting salvage)	Direct Losses Incurred	Direct Losses Unpaid	Direct Defense and Cost Containment Expense Paid	Direct Defense and Cost Containment Expense Incurred	Direct Defense and Cost Containment Expense Unpaid	Commissions and Brokerage Expenses	Taxes, Licenses and Fees
3404. Uninsured Motorist .....	0	0	0	0	0	0	0	0	0	0	0	0
3497. Summary of remaining write-ins for Line 34 from overflow page	0	0	0	0	0	0	0	0	0	0	0	0



ANNUAL STATEMENT FOR THE YEAR 2024 OF THE GREAT AMERICAN ALLIANCE INSURANCE COMPANY

EXHIBIT OF PREMIUMS AND LOSSES (Statutory Page 14)

NAIC Group Code 0084 BUSINESS IN THE STATE OF California DURING THE YEAR 2024 NAIC Company Code 26832

Line of Business		Gross Premiums, Including Policy and Membership Fees, Less Return Premiums and Premiums on Policies not Taken		3	4	5	6	7	8	9	10	11	12
		1	2										
		Direct Premiums Written	Direct Premiums Earned	Dividends Paid or Credited to Policyholders on Direct Business	Direct Unearned Premium Reserves	Direct Losses Paid (deducting salvage)	Direct Losses Incurred	Direct Losses Unpaid	Direct Defense and Cost Containment Expense Paid	Direct Defense and Cost Containment Expense Incurred	Direct Defense and Cost Containment Expense Unpaid	Commissions and Brokerage Expenses	Taxes, Licenses and Fees
1.	Fire .....	823,305	898,535	0	24,623	90,540	85,726	(306)	17,544	17,097	3,329	137,437	19,408
2.1	Allied Lines .....	102,007	165,715	0	44,172	16	278	5,764	13	(41)	2,900	24,096	2,476
2.2	Multiple Peril Crop .....	0	0	0	0	0	0	0	0	0	0	0	0
2.3	Federal Flood .....	0	0	0	0	0	0	0	0	0	0	0	0
2.4	Private Crop .....	0	0	0	0	0	0	0	0	0	0	0	0
2.5	Private Flood .....	0	0	0	0	0	0	0	0	0	0	0	0
3.	Farmowners Multiple Peril .....	2,496,586	2,557,139	0	1,108,534	1,295,742	1,245,005	2,032,841	424,513	448,645	117,010	527,687	59,555
4.	Homeowners Multiple Peril .....	0	0	0	0	0	0	0	0	0	0	0	0
5.1	Commercial Multiple Peril (Non-Liability Portion) .....	17,361,137	17,215,669	0	8,160,845	1,148,349	684,044	2,120,918	88,419	105,227	628,599	3,631,365	414,390
5.2	Commercial Multiple Peril (Liability Portion) .....	3,056,746	3,092,562	0	1,462,071	2,810,128	2,408,026	6,709,995	1,182,537	1,135,911	1,916,073	646,173	73,033
6.	Mortgage Guaranty .....	0	0	0	0	0	0	0	0	0	0	0	0
8.	Ocean Marine .....	0	0	0	0	0	0	0	0	0	0	0	0
9.1	Inland Marine .....	692,819	718,666	0	79,059	136,033	208,893	126,935	9,770	11,798	6,414	148,140	16,535
9.2	Pet Insurance Plans .....	0	0	0	0	0	0	0	0	0	0	0	0
10.	Financial Guaranty .....	0	0	0	0	0	0	0	0	0	0	0	0
11.1	Medical Professional Liability - Occurrence .....	0	0	0	0	0	0	0	0	0	0	0	0
11.2	Medical Professional Liability - Claims-Made .....	0	0	0	0	0	0	0	0	0	0	0	0
12.	Earthquake .....	656	465	0	279	0	12	12	0	0	0	118	15
13.1	Comprehensive (hospital and medical) ind (b) .....	0	0	0	0	0	0	0	0	0	0	0	0
13.2	Comprehensive (hospital and medical) group (b) .....	0	0	0	0	0	0	0	0	0	0	0	0
14.	Credit A&H (Group and Individual) .....	0	0	0	0	0	0	0	0	0	0	0	0
15.1	Vision Only (b).....	0	0	0	0	0	0	0	0	0	0	0	0
15.2	Dental Only (b) .....	0	0	0	0	0	0	0	0	0	0	0	0
15.3	Disability Income (b) .....	0	0	0	0	0	0	0	0	0	0	0	0
15.4	Medicare Supplement (b) .....	0	0	0	0	0	0	0	0	0	0	0	0
15.5	Medicaid Title XIX (b) .....	0	0	0	0	0	0	0	0	0	0	0	0
15.6	Medicare Title XVIII (b).....	0	0	0	0	0	0	0	0	0	0	0	0
15.7	Long-Term Care (b) .....	0	0	0	0	0	0	0	0	0	0	0	0
15.8	Federal Employees Health Benefits Plan (b) .....	0	0	0	0	0	0	0	0	0	0	0	0
15.9	Other Health (b) .....	0	0	0	0	0	0	0	0	0	0	0	0
16.	Workers' Compensation .....	57,272,839	52,730,977	0	24,194,419	10,595,141	16,783,410	53,444,544	2,243,808	3,489,610	5,679,803	9,834,015	1,359,875
17.1	Other Liability - Occurrence .....	15,329,730	14,535,829	0	8,255,422	10,097,266	13,713,344	30,406,385	92,365	137,626	2,007,736	2,278,713	365,449
17.2	Other Liability - Claims-Made .....	0	4,207	0	1,343	26,000	(5,306)	77,250	4,050	11,223	632	89	89
17.3	Excess Workers' Compensation .....	0	0	0	0	0	0	0	0	0	0	0	0
18.1	Products Liability - Occurrence .....	53,791	101,101	0	24,211	0	20,695	58,591	0	13,708	24,612	15,984	1,321
18.2	Products Liability - Claims-Made .....	0	0	0	0	0	0	0	0	0	0	0	0
19.1	Private Passenger Auto No-Fault (Personal Injury Protection) .....	0	0	0	0	0	0	0	0	0	0	0	0
19.2	Other Private Passenger Auto Liability .....	0	0	0	0	0	0	706	0	0	158	0	0
19.3	Commercial Auto No-Fault (Personal Injury Protection) .....	0	0	0	0	0	0	0	0	0	0	0	0
19.4	Other Commercial Auto Liability .....	371,586	576,140	0	210,677	2,353,850	2,839,826	4,400,879	641,223	661,765	314,745	69,739	8,977
21.1	Private Passenger Auto Physical Damage .....	0	0	0	0	0	0	0	0	0	0	0	0
21.2	Commercial Auto Physical Damage .....	78,208	117,720	0	44,193	131,651	103,517	82,017	15,606	10,863	10,566	14,790	1,885
22.	Aircraft (all perils) .....	483,843	531,677	0	239,818	0	(84,073)	256,131	0	173	31,489	68,332	11,484
23.	Fidelity .....	875,580	1,033,474	0	705,967	0	(6,349)	528,960	0	(295,385)	15,771	271,102	20,793
24.	Surety .....	162,805	103,837	0	145,946	0	(24,774)	107,390	0	(25,034)	7,540	55,578	3,851
26.	Burglary and Theft .....	1,218	1,598	0	817	0	243	371	0	(88)	80	294	29
27.	Boiler and Machinery .....	1,461,274	1,445,922	0	681,587	291,583	134,482	13,741	3	(2,665)	3,091	301,675	34,876
28.	Credit .....	0	0	0	0	0	0	0	0	0	0	0	0
29.	International .....	0	0	0	0	0	0	0	0	0	0	0	0
30.	Warranty .....	0	0	0	0	0	0	0	0	0	0	0	0
31.	Reins nonproportional assumed property .....	XXX	XXX	XXX	XXX	XXX	XXX	XXX	XXX	XXX	XXX	XXX	XXX
32.	Reins nonproportional assumed liability .....	XXX	XXX	XXX	XXX	XXX	XXX	XXX	XXX	XXX	XXX	XXX	XXX
33.	Reins nonproportional assumed financial lines .....	XXX	XXX	XXX	XXX	XXX	XXX	XXX	XXX	XXX	XXX	XXX	XXX
34.	Aggregate Write-Ins for Other Lines of Business .....	0	0	0	0	0	0	0	0	0	0	0	0
35.	Total (a) .....	100,627,880	95,831,232	0	45,381,982	28,976,300	38,106,998	100,373,125	4,719,850	5,700,251	10,781,141	18,025,870	2,394,042
DETAILS OF WRITE-INS													
3401.	Collateral Protection .....	0	0	0	0	0	0	0	0	0	0	0	0
3402.	Involuntary Unemployment .....	0	0	0	0	0	0	0	0	0	0	0	0
3403.	Patent Risk .....	0	0	0	0	0	0	0	0	0	0	0	0
3498.	Summary of remaining write-ins for Line 34 from overflow page .....	0	0	0	0	0	0	0	0	0	0	0	0
3499.	Totals (Lines 3401 through 3403 plus 3498)(Line 34 above) .....	0	0	0	0	0	0	0	0	0	0	0	0

(a) Finance and service charges not included in Lines 1 to 35 \$ 0  
(b) For health business on indicated lines report: Number of persons insured under PPO managed care products 0 and number of persons insured under indemnity only products 0

ANNUAL STATEMENT FOR THE YEAR 2024 OF THE GREAT AMERICAN ALLIANCE INSURANCE COMPANY

EXHIBIT OF PREMIUMS AND LOSSES

OVERFLOW PAGE FOR WRITE-INS

Additional Write-ins for Exhibit of Premiums and Losses Line 34

Line of Business	Gross Premiums, Including Policy and Membership Fees, Less Return Premiums and Premiums on Policies not Taken		3	4	5	6	7	8	9	10	11	12
	1 Direct Premiums Written	2 Direct Premiums Earned	Dividends Paid or Credited to Policyholders on Direct Business	Direct Unearned Premium Reserves	Direct Losses Paid (deducting salvage)	Direct Losses Incurred	Direct Losses Unpaid	Direct Defense and Cost Containment Expense Paid	Direct Defense and Cost Containment Expense Incurred	Direct Defense and Cost Containment Expense Unpaid	Commissions and Brokerage Expenses	Taxes, Licenses and Fees
3404. Uninsured Motorist .....	0	0	0	0	0	0	0	0	0	0	0	0
3497. Summary of remaining write-ins for Line 34 from overflow page	0	0	0	0	0	0	0	0	0	0	0	0



ANNUAL STATEMENT FOR THE YEAR 2024 OF THE GREAT AMERICAN ALLIANCE INSURANCE COMPANY

EXHIBIT OF PREMIUMS AND LOSSES (Statutory Page 14)

NAIC Group Code 0084		BUSINESS IN THE STATE OF Colorado		DURING THE YEAR 2024								NAIC Company Code 26832	
Line of Business		Gross Premiums, Including Policy and Membership Fees, Less Return Premiums and Premiums on Policies not Taken		3 Dividends Paid or Credited to Policyholders on Direct Business	4 Direct Unearned Premium Reserves	5 Direct Losses Paid (deducting salvage)	6 Direct Losses Incurred	7 Direct Losses Unpaid	8 Direct Defense and Cost Containment Expense Paid	9 Direct Defense and Cost Containment Expense Incurred	10 Direct Defense and Cost Containment Expense Unpaid	11 Commissions and Brokerage Expenses	12 Taxes, Licenses and Fees
		1 Direct Premiums Written	2 Direct Premiums Earned										
1.	Fire .....	0	0	0	0	0	0	0	0	0	0	0	0
2.1	Allied Lines .....	0	1	0	0	0	0	0	0	0	0	0	0
2.2	Multiple Peril Crop .....	0	0	0	0	0	0	0	0	0	0	0	0
2.3	Federal Flood .....	0	0	0	0	0	0	0	0	0	0	0	0
2.4	Private Crop .....	0	0	0	0	0	0	0	0	0	0	0	0
2.5	Private Flood .....	0	0	0	0	0	0	0	0	0	0	0	0
3.	Farmowners Multiple Peril .....	3,555	2,501	0	1,317	0	(2,216)	4,133	0	(460)	289	628	72
4.	Homeowners Multiple Peril .....	0	0	0	0	0	0	0	0	0	0	0	0
5.1	Commercial Multiple Peril (Non-Liability Portion) .....	603,908	2,055,042	0	264,039	12,108,423	5,117,768	12,837,693	1,481,189	485,883	1,007,166	115,291	15,860
5.2	Commercial Multiple Peril (Liability Portion) .....	243,319	373,284	0	96,196	517,459	(83,784)	752,432	175,794	163,810	276,491	48,600	5,385
6.	Mortgage Guaranty .....	0	0	0	0	0	0	0	0	0	0	0	0
8.	Ocean Marine .....	0	0	0	0	0	0	0	0	0	0	0	0
9.1	Inland Marine .....	123,332	124,021	0	1,734	43,133	18,025	(352)	20,089	21,026	1,995	24,953	2,585
9.2	Pet Insurance Plans .....	0	0	0	0	0	0	0	0	0	0	0	0
10.	Financial Guaranty .....	0	0	0	0	0	0	0	0	0	0	0	0
11.1	Medical Professional Liability - Occurrence .....	0	0	0	0	0	0	0	0	0	0	0	0
11.2	Medical Professional Liability - Claims-Made .....	0	0	0	0	0	0	0	0	0	0	0	0
12.	Earthquake .....	1,510	1,507	0	199	0	0	0	0	0	0	228	31
13.1	Comprehensive (hospital and medical) ind (b) .....	0	0	0	0	0	0	0	0	0	0	0	0
13.2	Comprehensive (hospital and medical) group (b) .....	0	0	0	0	0	0	0	0	0	0	0	0
14.	Credit A&H (Group and Individual) .....	0	0	0	0	0	0	0	0	0	0	0	0
15.1	Vision Only (b).....	0	0	0	0	0	0	0	0	0	0	0	0
15.2	Dental Only (b) .....	0	0	0	0	0	0	0	0	0	0	0	0
15.3	Disability Income (b) .....	0	0	0	0	0	0	0	0	0	0	0	0
15.4	Medicare Supplement (b) .....	0	0	0	0	0	0	0	0	0	0	0	0
15.5	Medicaid Title XIX (b) .....	0	0	0	0	0	0	0	0	0	0	0	0
15.6	Medicare Title XVIII (b).....	0	0	0	0	0	0	0	0	0	0	0	0
15.7	Long-Term Care (b) .....	0	0	0	0	0	0	0	0	0	0	0	0
15.8	Federal Employees Health Benefits Plan (b) .....	0	0	0	0	0	0	0	0	0	0	0	0
15.9	Other Health (b) .....	0	0	0	0	0	0	0	0	0	0	0	0
16.	Workers' Compensation .....	2,895,095	2,748,285	0	1,115,212	728,206	1,030,342	2,454,908	60,764	77,292	264,202	349,233	97,230
17.1	Other Liability - Occurrence .....	616,560	623,420	0	257,808	0	43,968	1,004,015	722	(1,518)	83,369	102,884	12,855
17.2	Other Liability - Claims-Made .....	0	625	0	6	0	(188)	5,151	0	0	554	23	4
17.3	Excess Workers' Compensation .....	0	0	0	0	0	0	0	0	0	0	0	0
18.1	Products Liability - Occurrence .....	1,203	1,009	0	194	0	315	367	0	34	61	207	24
18.2	Products Liability - Claims-Made .....	0	0	0	0	0	0	0	0	0	0	0	0
19.1	Private Passenger Auto No-Fault (Personal Injury Protection) .....	0	0	0	0	0	0	0	0	0	0	0	0
19.2	Other Private Passenger Auto Liability .....	0	0	0	0	0	0	33	0	0	8	0	0
19.3	Commercial Auto No-Fault (Personal Injury Protection) .....	0	0	0	0	0	0	0	0	0	0	0	0
19.4	Other Commercial Auto Liability .....	209,648	235,750	0	68,909	17,866	67,383	344,932	0	5,717	51,414	33,281	4,402
21.1	Private Passenger Auto Physical Damage .....	0	0	0	0	0	0	0	0	0	0	0	0
21.2	Commercial Auto Physical Damage .....	86,728	91,810	0	27,039	60,301	58,384	23,249	75	308	3,103	14,381	1,813
22.	Aircraft (all perils) .....	52,636	27,114	0	43,333	0	(2,296)	12,233	0	320	1,552	8,288	1,069
23.	Fidelity .....	202,301	243,735	0	226,220	150,389	144,763	119,888	0	(66,364)	3,403	62,778	4,281
24.	Surety .....	88,626	99,190	0	45,577	0	3,182	55,374	0	(1,077)	10,198	41,032	1,851
26.	Burglary and Theft .....	0	5	0	0	0	(23)	0	0	0	0	0	0
27.	Boiler and Machinery .....	46,845	79,011	0	19,331	14,497	13,152	63	0	(333)	10	8,715	1,048
28.	Credit .....	0	0	0	0	0	302	(31)	0	0	0	0	0
29.	International .....	0	0	0	0	0	0	0	0	0	0	0	0
30.	Warranty .....	0	0	0	0	0	0	0	0	0	0	0	0
31.	Reins nonproportional assumed property .....	XXX	XXX	XXX	XXX	XXX	XXX	XXX	XXX	XXX	XXX	XXX	XXX
32.	Reins nonproportional assumed liability .....	XXX	XXX	XXX	XXX	XXX	XXX	XXX	XXX	XXX	XXX	XXX	XXX
33.	Reins nonproportional assumed financial lines .....	XXX	XXX	XXX	XXX	XXX	XXX	XXX	XXX	XXX	XXX	XXX	XXX
34.	Aggregate Write-Ins for Other Lines of Business .....	0	0	0	0	0	0	0	0	0	0	0	0
35.	Total (a) .....	5,175,415	6,706,289	0	2,167,115	13,640,274	6,409,078	17,614,149	1,738,634	684,629	1,703,815	810,520	148,510
DETAILS OF WRITE-INS													
3401.	Collateral Protection .....	0	0	0	0	0	0	0	0	0	0	0	0
3402.	Involuntary Unemployment .....	0	0	0	0	0	0	0	0	0	0	0	0
3403.	Patent Risk .....	0	0	0	0	0	0	0	0	0	0	0	0
3498.	Summary of remaining write-ins for Line 34 from overflow page .....	0	0	0	0	0	0	0	0	0	0	0	0
3499.	Totals (Lines 3401 through 3403 plus 3498)(Line 34 above) .....	0	0	0	0	0	0	0	0	0	0	0	0

(a) Finance and service charges not included in Lines 1 to 35 \$ .....0  
(b) For health business on indicated lines report: Number of persons insured under PPO managed care products .....0 and number of persons insured under indemnity only products .....0 .

ANNUAL STATEMENT FOR THE YEAR 2024 OF THE GREAT AMERICAN ALLIANCE INSURANCE COMPANY

EXHIBIT OF PREMIUMS AND LOSSES

OVERFLOW PAGE FOR WRITE-INS

Additional Write-ins for Exhibit of Premiums and Losses Line 34

Line of Business	Gross Premiums, Including Policy and Membership Fees, Less Return Premiums and Premiums on Policies not Taken		3	4	5	6	7	8	9	10	11	12
	1 Direct Premiums Written	2 Direct Premiums Earned	Dividends Paid or Credited to Policyholders on Direct Business	Direct Unearned Premium Reserves	Direct Losses Paid (deducting salvage)	Direct Losses Incurred	Direct Losses Unpaid	Direct Defense and Cost Containment Expense Paid	Direct Defense and Cost Containment Expense Incurred	Direct Defense and Cost Containment Expense Unpaid	Commissions and Brokerage Expenses	Taxes, Licenses and Fees
3404. Uninsured Motorist .....	0	0	0	0	0	0	0	0	0	0	0	0
3497. Summary of remaining write-ins for Line 34 from overflow page	0	0	0	0	0	0	0	0	0	0	0	0



ANNUAL STATEMENT FOR THE YEAR 2024 OF THE GREAT AMERICAN ALLIANCE INSURANCE COMPANY

EXHIBIT OF PREMIUMS AND LOSSES (Statutory Page 14)

NAIC Group Code 0084 BUSINESS IN THE STATE OF Connecticut DURING THE YEAR 2024 NAIC Company Code 26832

Line of Business		Gross Premiums, Including Policy and Membership Fees, Less Return Premiums and Premiums on Policies not Taken		3  Dividends Paid or Credited to Policyholders on Direct Business	4  Direct Unearned Premium Reserves	5  Direct Losses Paid (deducting salvage)	6  Direct Losses Incurred	7  Direct Losses Unpaid	8  Direct Defense and Cost Containment Expense Paid	9  Direct Defense and Cost Containment Expense Incurred	10  Direct Defense and Cost Containment Expense Unpaid	11  Commissions and Brokerage Expenses	12  Taxes, Licenses and Fees
		1 Direct Premiums Written	2 Direct Premiums Earned										
1.	Fire .....	0	0	0	0	0	0	0	0	0	0	0	0
2.1	Allied Lines .....	0	0	0	0	0	0	0	0	0	0	0	0
2.2	Multiple Peril Crop .....	0	0	0	0	0	0	0	0	0	0	0	0
2.3	Federal Flood .....	0	0	0	0	0	0	0	0	0	0	0	0
2.4	Private Crop .....	0	0	0	0	0	0	0	0	0	0	0	0
2.5	Private Flood .....	0	0	0	0	0	0	0	0	0	0	0	0
3.	Farmowners Multiple Peril .....	5,410	5,791	0	747	0	(1,383)	3,333	0	(115)	417	1,075	105
4.	Homeowners Multiple Peril .....	0	0	0	0	0	0	0	0	0	0	0	0
5.1	Commercial Multiple Peril (Non-Liability Portion) .....	25	25	0	0	0	0	0	0	0	0	6	0
5.2	Commercial Multiple Peril (Liability Portion) .....	0	0	0	0	0	(415)	1,910	0	(969)	(101)	0	0
6.	Mortgage Guaranty .....	0	0	0	0	0	0	0	0	0	0	0	0
8.	Ocean Marine .....	0	0	0	0	0	0	0	0	0	0	0	0
9.1	Inland Marine .....	51,845	51,877	0	32	14,742	11,645	(1,231)	528	626	137	10,995	1,470
9.2	Pet Insurance Plans .....	0	0	0	0	0	0	0	0	0	0	0	0
10.	Financial Guaranty .....	0	0	0	0	0	0	0	0	0	0	0	0
11.1	Medical Professional Liability - Occurrence .....	0	0	0	0	0	0	0	0	0	0	0	0
11.2	Medical Professional Liability - Claims-Made .....	0	0	0	0	0	0	0	0	0	0	0	0
12.	Earthquake .....	0	0	0	0	0	0	0	0	0	0	0	0
13.1	Comprehensive (hospital and medical) ind (b) .....	0	0	0	0	0	0	0	0	0	0	0	0
13.2	Comprehensive (hospital and medical) group (b) .....	0	0	0	0	0	0	0	0	0	0	0	0
14.	Credit A&H (Group and Individual) .....	0	0	0	0	0	0	0	0	0	0	0	0
15.1	Vision Only (b).....	0	0	0	0	0	0	0	0	0	0	0	0
15.2	Dental Only (b) .....	0	0	0	0	0	0	0	0	0	0	0	0
15.3	Disability Income (b) .....	0	0	0	0	0	0	0	0	0	0	0	0
15.4	Medicare Supplement (b) .....	0	0	0	0	0	0	0	0	0	0	0	0
15.5	Medicaid Title XIX (b) .....	0	0	0	0	0	0	0	0	0	0	0	0
15.6	Medicare Title XVIII (b).....	0	0	0	0	0	0	0	0	0	0	0	0
15.7	Long-Term Care (b) .....	0	0	0	0	0	0	0	0	0	0	0	0
15.8	Federal Employees Health Benefits Plan (b) .....	0	0	0	0	0	0	0	0	0	0	0	0
15.9	Other Health (b) .....	0	0	0	0	0	0	0	0	0	0	0	0
16.	Workers' Compensation .....	3,704,985	3,502,569	0	1,225,764	1,045,397	1,933,488	4,676,993	176,516	241,381	284,105	589,183	67,939
17.1	Other Liability - Occurrence .....	977,197	1,099,736	0	439,049	0	670,793	1,598,371	0	(5,946)	109,863	139,194	19,755
17.2	Other Liability - Claims-Made .....	0	0	0	0	0	17	25	0	5	15	0	0
17.3	Excess Workers' Compensation .....	0	0	0	0	0	0	0	0	0	0	0	0
18.1	Products Liability - Occurrence .....	0	0	0	0	0	18	187	0	(5)	59	1	0
18.2	Products Liability - Claims-Made .....	0	0	0	0	0	0	0	0	0	0	0	0
19.1	Private Passenger Auto No-Fault (Personal Injury Protection) .....	0	0	0	0	0	0	0	0	0	0	0	0
19.2	Other Private Passenger Auto Liability .....	0	0	0	0	0	0	0	0	0	0	0	0
19.3	Commercial Auto No-Fault (Personal Injury Protection) .....	0	0	0	0	0	0	0	0	0	0	0	0
19.4	Other Commercial Auto Liability .....	13,041	36,881	0	3,629	31,328	63,333	165,776	2,692	99	18,132	3,904	423
21.1	Private Passenger Auto Physical Damage .....	0	0	0	0	0	0	0	0	0	0	0	0
21.2	Commercial Auto Physical Damage .....	3,828	9,826	0	1,185	5,028	5,937	3,044	0	4	867	836	118
22.	Aircraft (all perils) .....	0	0	0	0	0	0	0	0	0	0	0	0
23.	Fidelity .....	185,183	257,514	0	242,646	50,000	49,141	133,584	0	(72,160)	3,589	57,515	3,655
24.	Surety .....	24,432	28,953	0	13,002	0	(992)	18,664	0	(2,418)	2,582	11,078	461
26.	Burglary and Theft .....	0	0	0	0	0	0	0	0	0	0	0	0
27.	Boiler and Machinery .....	0	0	0	0	0	0	0	0	0	0	0	0
28.	Credit .....	0	0	0	0	0	0	0	0	0	0	0	0
29.	International .....	0	0	0	0	0	0	0	0	0	0	0	0
30.	Warranty .....	0	0	0	0	0	0	0	0	0	0	0	0
31.	Reins nonproportional assumed property .....	XXX	XXX	XXX	XXX	XXX	XXX	XXX	XXX	XXX	XXX	XXX	XXX
32.	Reins nonproportional assumed liability .....	XXX	XXX	XXX	XXX	XXX	XXX	XXX	XXX	XXX	XXX	XXX	XXX
33.	Reins nonproportional assumed financial lines .....	XXX	XXX	XXX	XXX	XXX	XXX	XXX	XXX	XXX	XXX	XXX	XXX
34.	Aggregate Write-Ins for Other Lines of Business .....	0	0	0	0	0	0	0	0	0	0	0	0
35.	Total (a) .....	4,965,946	4,993,173	0	1,928,055	1,146,494	2,731,581	6,600,657	179,736	160,504	419,666	812,885	93,926
DETAILS OF WRITE-INS													
3401.	Collateral Protection .....	0	0	0	0	0	0	0	0	0	0	0	0
3402.	Involuntary Unemployment .....	0	0	0	0	0	0	0	0	0	0	0	0
3403.	Patent Risk .....	0	0	0	0	0	0	0	0	0	0	0	0
3498.	Summary of remaining write-ins for Line 34 from overflow page .....	0	0	0	0	0	0	0	0	0	0	0	0
3499.	Totals (Lines 3401 through 3403 plus 3498)(Line 34 above) .....	0	0	0	0	0	0	0	0	0	0	0	0

(a) Finance and service charges not included in Lines 1 to 35 \$ 0  
(b) For health business on indicated lines report: Number of persons insured under PPO managed care products 0 and number of persons insured under indemnity only products 0

ANNUAL STATEMENT FOR THE YEAR 2024 OF THE GREAT AMERICAN ALLIANCE INSURANCE COMPANY

EXHIBIT OF PREMIUMS AND LOSSES

OVERFLOW PAGE FOR WRITE-INS

Additional Write-ins for Exhibit of Premiums and Losses Line 34

Line of Business	Gross Premiums, Including Policy and Membership Fees, Less Return Premiums and Premiums on Policies not Taken		3	4	5	6	7	8	9	10	11	12
	1 Direct Premiums Written	2 Direct Premiums Earned	Dividends Paid or Credited to Policyholders on Direct Business	Direct Unearned Premium Reserves	Direct Losses Paid (deducting salvage)	Direct Losses Incurred	Direct Losses Unpaid	Direct Defense and Cost Containment Expense Paid	Direct Defense and Cost Containment Expense Incurred	Direct Defense and Cost Containment Expense Unpaid	Commissions and Brokerage Expenses	Taxes, Licenses and Fees
3404. Uninsured Motorist .....	0	0	0	0	0	0	0	0	0	0	0	0
3497. Summary of remaining write-ins for Line 34 from overflow page	0	0	0	0	0	0	0	0	0	0	0	0



ANNUAL STATEMENT FOR THE YEAR 2024 OF THE GREAT AMERICAN ALLIANCE INSURANCE COMPANY

EXHIBIT OF PREMIUMS AND LOSSES (Statutory Page 14)

NAIC Group Code 0084 BUSINESS IN THE STATE OF Delaware DURING THE YEAR 2024 NAIC Company Code 26832

Line of Business		Gross Premiums, Including Policy and Membership Fees, Less Return Premiums and Premiums on Policies not Taken		3	4	5	6	7	8	9	10	11	12
		1	2										
		Direct Premiums Written	Direct Premiums Earned	Dividends Paid or Credited to Policyholders on Direct Business	Direct Unearned Premium Reserves	Direct Losses Paid (deducting salvage)	Direct Losses Incurred	Direct Losses Unpaid	Direct Defense and Cost Containment Expense Paid	Direct Defense and Cost Containment Expense Incurred	Direct Defense and Cost Containment Expense Unpaid	Commissions and Brokerage Expenses	Taxes, Licenses and Fees
1.	Fire .....	0	0	0	0	0	0	0	0	0	0	0	0
2.1	Allied Lines .....	0	0	0	0	0	0	0	0	0	0	0	0
2.2	Multiple Peril Crop .....	0	0	0	0	0	0	0	0	0	0	0	0
2.3	Federal Flood .....	0	0	0	0	0	0	0	0	0	0	0	0
2.4	Private Crop .....	0	0	0	0	0	0	0	0	0	0	0	0
2.5	Private Flood .....	0	0	0	0	0	0	0	0	0	0	0	0
3.	Farmowners Multiple Peril .....	0	0	0	0	0	(4)	(4)	0	1	(6)	0	0
4.	Homeowners Multiple Peril .....	0	0	0	0	0	0	0	0	0	0	0	0
5.1	Commercial Multiple Peril (Non-Liability Portion) .....	6,394	5,944	0	2,800	0	457	815	0	2	62	1,204	184
5.2	Commercial Multiple Peril (Liability Portion) .....	18,299	20,468	0	2,020	6,243	(28,142)	5,649	0	2,428	5,918	3,149	538
6.	Mortgage Guaranty .....	0	0	0	0	0	0	0	0	0	0	0	0
8.	Ocean Marine .....	0	0	0	0	0	0	0	0	0	0	0	0
9.1	Inland Marine .....	12,304	12,408	0	0	5,000	4,150	(243)	720	756	46	2,589	1,457
9.2	Pet Insurance Plans .....	0	0	0	0	0	0	0	0	0	0	0	0
10.	Financial Guaranty .....	0	0	0	0	0	0	0	0	0	0	0	0
11.1	Medical Professional Liability - Occurrence .....	0	0	0	0	0	0	0	0	0	0	0	0
11.2	Medical Professional Liability - Claims-Made .....	0	0	0	0	0	0	0	0	0	0	0	0
12.	Earthquake .....	0	0	0	0	0	0	0	0	0	0	0	0
13.1	Comprehensive (hospital and medical) ind (b) .....	0	0	0	0	0	0	0	0	0	0	0	0
13.2	Comprehensive (hospital and medical) group (b) .....	0	0	0	0	0	0	0	0	0	0	0	0
14.	Credit A&H (Group and Individual) .....	0	0	0	0	0	0	0	0	0	0	0	0
15.1	Vision Only (b).....	0	0	0	0	0	0	0	0	0	0	0	0
15.2	Dental Only (b) .....	0	0	0	0	0	0	0	0	0	0	0	0
15.3	Disability Income (b) .....	0	0	0	0	0	0	0	0	0	0	0	0
15.4	Medicare Supplement (b) .....	0	0	0	0	0	0	0	0	0	0	0	0
15.5	Medicaid Title XIX (b) .....	0	0	0	0	0	0	0	0	0	0	0	0
15.6	Medicare Title XVIII (b).....	0	0	0	0	0	0	0	0	0	0	0	0
15.7	Long-Term Care (b) .....	0	0	0	0	0	0	0	0	0	0	0	0
15.8	Federal Employees Health Benefits Plan (b) .....	0	0	0	0	0	0	0	0	0	0	0	0
15.9	Other Health (b) .....	0	0	0	0	0	0	0	0	0	0	0	0
16.	Workers' Compensation .....	776,011	836,635	0	246,662	622,547	645,077	544,151	11,779	22,498	54,872	116,662	53,947
17.1	Other Liability - Occurrence .....	(103,617)	(107,367)	0	26,046	35,945,351	(12,689,821)	185,357,563	2,758,440	(2,572,240)	24,354,997	10,631	(1,822)
17.2	Other Liability - Claims-Made .....	0	0	0	0	0	286	16,758	0	77	1,913	0	0
17.3	Excess Workers' Compensation .....	0	0	0	0	0	0	0	0	0	0	0	0
18.1	Products Liability - Occurrence .....	0	0	0	0	0	0	0	0	0	0	0	0
18.2	Products Liability - Claims-Made .....	0	0	0	0	0	0	0	0	0	0	0	0
19.1	Private Passenger Auto No-Fault (Personal Injury Protection) .....	0	0	0	0	0	0	0	0	0	0	0	0
19.2	Other Private Passenger Auto Liability .....	0	0	0	0	0	0	0	0	0	0	0	0
19.3	Commercial Auto No-Fault (Personal Injury Protection) .....	507	424	0	169	0	137	279	0	37	195	80	14
19.4	Other Commercial Auto Liability .....	17,934	14,262	0	6,060	0	4,354	9,923	0	713	4,024	2,916	498
21.1	Private Passenger Auto Physical Damage .....	0	0	0	0	0	0	0	0	0	0	0	0
21.2	Commercial Auto Physical Damage .....	10,218	9,660	0	5,754	6,194	7,000	1,001	0	193	319	1,641	334
22.	Aircraft (all perils) .....	69,906	60,440	0	15,621	0	(2,575)	20,879	0	(32)	2,183	10,486	1,874
23.	Fidelity .....	118,052	121,769	0	51,960	0	(8,062)	69,401	0	(47,031)	1,708	36,624	3,366
24.	Surety .....	7,329	12,607	0	6,667	0	845	5,511	0	(932)	639	2,931	208
26.	Burglary and Theft .....	0	0	0	0	0	0	0	0	0	0	0	0
27.	Boiler and Machinery .....	319	246	0	146	0	(3)	1	0	0	0	59	9
28.	Credit .....	0	0	0	0	0	0	0	0	0	0	0	0
29.	International .....	0	0	0	0	0	0	0	0	0	0	0	0
30.	Warranty .....	0	0	0	0	0	0	0	0	0	0	0	0
31.	Reins nonproportional assumed property .....	XXX	XXX	XXX	XXX	XXX	XXX	XXX	XXX	XXX	XXX	XXX	XXX
32.	Reins nonproportional assumed liability .....	XXX	XXX	XXX	XXX	XXX	XXX	XXX	XXX	XXX	XXX	XXX	XXX
33.	Reins nonproportional assumed financial lines .....	XXX	XXX	XXX	XXX	XXX	XXX	XXX	XXX	XXX	XXX	XXX	XXX
34.	Aggregate Write-Ins for Other Lines of Business .....	0	0	0	0	0	(3)	0	0	0	0	0	0
35.	Total (a) .....	933,656	987,496	0	363,905	36,585,335	(12,066,304)	186,031,684	2,770,939	(2,593,530)	24,426,870	188,971	60,606
DETAILS OF WRITE-INS													
3401.	Collateral Protection .....	0	0	0	0	0	(3)	0	0	0	0	0	0
3402.	Involuntary Unemployment .....	0	0	0	0	0	0	0	0	0	0	0	0
3403.	Patent Risk .....	0	0	0	0	0	0	0	0	0	0	0	0
3498.	Summary of remaining write-ins for Line 34 from overflow page .....	0	0	0	0	0	0	0	0	0	0	0	0
3499.	Totals (Lines 3401 through 3403 plus 3498)(Line 34 above) .....	0	0	0	0	0	(3)	0	0	0	0	0	0

(a) Finance and service charges not included in Lines 1 to 35 \$ 0  
(b) For health business on indicated lines report: Number of persons insured under PPO managed care products 0 and number of persons insured under indemnity only products 0



ANNUAL STATEMENT FOR THE YEAR 2024 OF THE GREAT AMERICAN ALLIANCE INSURANCE COMPANY

EXHIBIT OF PREMIUMS AND LOSSES

OVERFLOW PAGE FOR WRITE-INS

Additional Write-ins for Exhibit of Premiums and Losses Line 34

Line of Business	Gross Premiums, Including Policy and Membership Fees, Less Return Premiums and Premiums on Policies not Taken		3	4	5	6	7	8	9	10	11	12
	1 Direct Premiums Written	2 Direct Premiums Earned	Dividends Paid or Credited to Policyholders on Direct Business	Direct Unearned Premium Reserves	Direct Losses Paid (deducting salvage)	Direct Losses Incurred	Direct Losses Unpaid	Direct Defense and Cost Containment Expense Paid	Direct Defense and Cost Containment Expense Incurred	Direct Defense and Cost Containment Expense Unpaid	Commissions and Brokerage Expenses	Taxes, Licenses and Fees
3404. Uninsured Motorist .....	0	0	0	0	0	0	0	0	0	0	0	0
3497. Summary of remaining write-ins for Line 34 from overflow page	0	0	0	0	0	0	0	0	0	0	0	0



ANNUAL STATEMENT FOR THE YEAR 2024 OF THE GREAT AMERICAN ALLIANCE INSURANCE COMPANY

EXHIBIT OF PREMIUMS AND LOSSES (Statutory Page 14)

NAIC Group Code 0084		BUSINESS IN THE STATE OF District of Columbia		DURING THE YEAR 2024						NAIC Company Code 26832		
Line of Business	Gross Premiums, Including Policy and Membership Fees, Less Return Premiums and Premiums on Policies not Taken		3 Dividends Paid or Credited to Policyholders on Direct Business	4 Direct Unearned Premium Reserves	5 Direct Losses Paid (deducting salvage)	6 Direct Losses Incurred	7 Direct Losses Unpaid	8 Direct Defense and Cost Containment Expense Paid	9 Direct Defense and Cost Containment Expense Incurred	10 Direct Defense and Cost Containment Expense Unpaid	11 Commissions and Brokerage Expenses	12 Taxes, Licenses and Fees
	1 Direct Premiums Written	2 Direct Premiums Earned										
Fire	0	0	0	0	0	0	0	0	0	0	0	0
Allied Lines	0	0	0	0	0	0	0	0	0	0	0	0
Multiple Peril Crop	0	0	0	0	0	0	0	0	0	0	0	0
Federal Flood	0	0	0	0	0	0	0	0	0	0	0	0
Private Crop	0	0	0	0	0	0	0	0	0	0	0	0
Private Flood	489	4	0	485	0	(3)	(3)	0	0	0	110	0
Farmowners Multiple Peril	0	0	0	0	0	0	0	0	0	0	0	0
Homeowners Multiple Peril	0	0	0	0	0	0	0	0	0	0	0	0
Commercial Multiple Peril (Non-Liability Portion)	115,414	95,798	0	40,179	0	21,879	49,043	0	3,226	10,947	21,562	2,114
Commercial Multiple Peril (Liability Portion)	15,774	13,159	0	7,422	2,040	1,283	9,688	0	(1,054)	5,402	3,413	310
Mortgage Guaranty	0	0	0	0	0	0	0	0	0	0	0	0
Ocean Marine	0	0	0	0	0	0	0	0	0	0	0	0
Inland Marine	9,724	11,038	0	479	0	(411)	89	0	21	21	2,006	291
Pet Insurance Plans	0	0	0	0	0	0	0	0	0	0	0	0
Financial Guaranty	0	0	0	0	0	0	0	0	0	0	0	0
Medical Professional Liability - Occurrence	0	0	0	0	0	0	0	0	0	0	0	0
Medical Professional Liability - Claims-Made	0	0	0	0	0	0	0	0	0	0	0	0
Earthquake	49	0	0	49	0	0	0	0	0	0	11	0
Comprehensive (hospital and medical) ind (b)	0	0	0	0	0	0	0	0	0	0	0	0
Comprehensive (hospital and medical) group (b)	0	0	0	0	0	0	0	0	0	0	0	0
Credit A&H (Group and Individual)	0	0	0	0	0	0	0	0	0	0	0	0
Vision Only (b)	0	0	0	0	0	0	0	0	0	0	0	0
Dental Only (b)	0	0	0	0	0	0	0	0	0	0	0	0
Disability Income (b)	0	0	0	0	0	0	0	0	0	0	0	0
Medicare Supplement (b)	0	0	0	0	0	0	0	0	0	0	0	0
Medicaid Title XIX (b)	0	0	0	0	0	0	0	0	0	0	0	0
Medicare Title XVIII (b)	0	0	0	0	0	0	0	0	0	0	0	0
Long-Term Care (b)	0	0	0	0	0	0	0	0	0	0	0	0
Federal Employees Health Benefits Plan (b)	0	0	0	0	0	0	0	0	0	0	0	0
Other Health (b)	0	0	0	0	0	0	0	0	0	0	0	0
Workers' Compensation	35,602	79,820	0	33,298	14,025	(27,057)	57,304	1,290	(4,187)	13,083	(676)	1,731
Other Liability - Occurrence	531,497	443,066	0	292,225	1,500	134,636	576,524	0	4,187	43,742	86,920	10,536
Other Liability - Claims-Made	75	75	0	3	0	14	46	0	9	28	11	2
Excess Workers' Compensation	0	0	0	0	0	0	0	0	0	0	0	0
Products Liability - Occurrence	0	0	0	0	0	0	0	0	0	0	0	0
Products Liability - Claims-Made	0	0	0	0	0	0	0	0	0	0	0	0
Private Passenger Auto No-Fault (Personal Injury Protection)	0	0	0	0	0	0	0	0	0	0	0	0
Other Private Passenger Auto Liability	0	0	0	0	0	0	0	0	0	0	0	0
Commercial Auto No-Fault (Personal Injury Protection)	104	104	0	7	0	210	679	0	14	85	16	2
Other Commercial Auto Liability	15,089	23,019	0	3,855	5,000	15,596	46,010	0	1,049	7,146	2,529	402
Private Passenger Auto Physical Damage	0	0	0	0	0	0	0	0	0	0	0	0
Commercial Auto Physical Damage	1,325	1,490	0	460	0	395	1,140	0	15	127	204	29
Aircraft (all perils)	19,088	15,319	0	3,769	0	1,507	3,664	0	302	544	3,054	118
Fidelity	12,212	18,262	0	7,854	0	(187)	7,846	0	(5,102)	248	3,791	251
Surety	886,797	1,161,630	0	349,093	1,419,368	1,728,428	528,597	9,812	41,691	72,784	278,669	26,813
Burglary and Theft	0	76	0	0	0	0	0	0	0	0	0	0
Boiler and Machinery	8,271	7,964	0	1,780	0	(18)	0	0	428	0	1,457	169
Credit	0	0	0	0	0	0	0	0	0	0	0	0
International	0	0	0	0	0	0	0	0	0	0	0	0
Warranty	0	0	0	0	0	0	0	0	0	0	0	0
Reins nonproportional assumed property	XXX	XXX	XXX	XXX	XXX	XXX	XXX	XXX	XXX	XXX	XXX	XXX
Reins nonproportional assumed liability	XXX	XXX	XXX	XXX	XXX	XXX	XXX	XXX	XXX	XXX	XXX	XXX
Reins nonproportional assumed financial lines	XXX	XXX	XXX	XXX	XXX	XXX	XXX	XXX	XXX	XXX	XXX	XXX
Aggregate Write-Ins for Other Lines of Business	0	0	0	0	0	0	0	0	0	0	0	0
Total (a)	1,651,510	1,870,825	0	740,958	1,441,933	1,876,274	1,280,627	11,101	40,599	154,157	403,078	42,769
DETAILS OF WRITE-INS												
Collateral Protection	0	0	0	0	0	0	0	0	0	0	0	0
Involuntary Unemployment	0	0	0	0	0	0	0	0	0	0	0	0
Patent Risk	0	0	0	0	0	0	0	0	0	0	0	0
Summary of remaining write-ins for Line 34 from overflow page	0	0	0	0	0	0	0	0	0	0	0	0
Totals (Lines 3401 through 3403 plus 3498)(Line 34 above)	0	0	0	0	0	0	0	0	0	0	0	0

(a) Finance and service charges not included in Lines 1 to 35 \$ .....0  
(b) For health business on indicated lines report: Number of persons insured under PPO managed care products .....0 and number of persons insured under indemnity only products .....0 .

ANNUAL STATEMENT FOR THE YEAR 2024 OF THE GREAT AMERICAN ALLIANCE INSURANCE COMPANY

EXHIBIT OF PREMIUMS AND LOSSES

OVERFLOW PAGE FOR WRITE-INS

Additional Write-ins for Exhibit of Premiums and Losses Line 34

Line of Business	Gross Premiums, Including Policy and Membership Fees, Less Return Premiums and Premiums on Policies not Taken		3	4	5	6	7	8	9	10	11	12
	1 Direct Premiums Written	2 Direct Premiums Earned	Dividends Paid or Credited to Policyholders on Direct Business	Direct Unearned Premium Reserves	Direct Losses Paid (deducting salvage)	Direct Losses Incurred	Direct Losses Unpaid	Direct Defense and Cost Containment Expense Paid	Direct Defense and Cost Containment Expense Incurred	Direct Defense and Cost Containment Expense Unpaid	Commissions and Brokerage Expenses	Taxes, Licenses and Fees
3404. Uninsured Motorist .....	0	0	0	0	0	0	0	0	0	0	0	0
3497. Summary of remaining write-ins for Line 34 from overflow page	0	0	0	0	0	0	0	0	0	0	0	0



ANNUAL STATEMENT FOR THE YEAR 2024 OF THE GREAT AMERICAN ALLIANCE INSURANCE COMPANY

EXHIBIT OF PREMIUMS AND LOSSES (Statutory Page 14)

NAIC Group Code 0084 BUSINESS IN THE STATE OF Florida DURING THE YEAR 2024 NAIC Company Code 26832

Line of Business		Gross Premiums, Including Policy and Membership Fees, Less Return Premiums and Premiums on Policies not Taken		3	4	5	6	7	8	9	10	11	12
		1	2										
		Direct Premiums Written	Direct Premiums Earned	Dividends Paid or Credited to Policyholders on Direct Business	Direct Unearned Premium Reserves	Direct Losses Paid (deducting salvage)	Direct Losses Incurred	Direct Losses Unpaid	Direct Defense and Cost Containment Expense Paid	Direct Defense and Cost Containment Expense Incurred	Direct Defense and Cost Containment Expense Unpaid	Commissions and Brokerage Expenses	Taxes, Licenses and Fees
1.	Fire .....	246	100	0	146	0	(15)	4	0	(32)	9	67	1
2.1	Allied Lines .....	2,668	1,138	0	1,578	0	(8)	15	0	(34)	11	432	9
2.2	Multiple Peril Crop .....	0	0	0	0	0	0	0	0	0	0	0	0
2.3	Federal Flood .....	0	0	0	0	0	0	0	0	0	0	0	0
2.4	Private Crop .....	0	0	0	0	0	0	0	0	0	0	0	0
2.5	Private Flood .....	0	0	0	0	0	0	0	0	0	0	0	0
3.	Farmowners Multiple Peril .....	259,093	234,036	0	122,182	15,066	(64,457)	108,439	13,849	15,053	10,736	52,463	444
4.	Homeowners Multiple Peril .....	0	0	0	0	0	0	0	0	0	0	0	0
5.1	Commercial Multiple Peril (Non-Liability Portion) .....	107,562	99,103	0	28,103	17,148	(25,774)	80,204	1,808	3,094	1,710	19,260	(265)
5.2	Commercial Multiple Peril (Liability Portion) .....	240,281	267,381	0	36,451	420,634	141,226	907,158	278,396	289,403	306,559	43,360	(1,699)
6.	Mortgage Guaranty .....	0	0	0	0	0	0	0	0	0	0	0	0
8.	Ocean Marine .....	0	0	0	0	0	(4,888)	19,460	0	(155)	314	0	0
9.1	Inland Marine .....	403,825	399,429	0	7,253	231,667	741,905	523,671	28,786	34,472	7,024	84,658	(400)
9.2	Pet Insurance Plans .....	0	0	0	0	0	0	0	0	0	0	0	0
10.	Financial Guaranty .....	0	0	0	0	0	0	0	0	0	0	0	0
11.1	Medical Professional Liability - Occurrence .....	0	0	0	0	0	0	0	0	0	0	0	0
11.2	Medical Professional Liability - Claims-Made .....	0	0	0	0	0	0	0	0	0	0	0	0
12.	Earthquake .....	0	0	0	0	0	0	0	0	0	0	0	0
13.1	Comprehensive (hospital and medical) ind (b) .....	0	0	0	0	0	0	0	0	0	0	0	0
13.2	Comprehensive (hospital and medical) group (b) .....	0	0	0	0	0	0	0	0	0	0	0	0
14.	Credit A&H (Group and Individual) .....	0	0	0	0	0	0	0	0	0	0	0	0
15.1	Vision Only (b) .....	0	0	0	0	0	0	0	0	0	0	0	0
15.2	Dental Only (b) .....	0	0	0	0	0	0	0	0	0	0	0	0
15.3	Disability Income (b) .....	0	0	0	0	0	0	0	0	0	0	0	0
15.4	Medicare Supplement (b) .....	0	0	0	0	0	0	0	0	0	0	0	0
15.5	Medicaid Title XIX (b) .....	0	0	0	0	0	0	0	0	0	0	0	0
15.6	Medicare Title XVIII (b) .....	0	0	0	0	0	0	0	0	0	0	0	0
15.7	Long-Term Care (b) .....	0	0	0	0	0	0	0	0	0	0	0	0
15.8	Federal Employees Health Benefits Plan (b) .....	0	0	0	0	0	0	0	0	0	0	0	0
15.9	Other Health (b) .....	0	0	0	0	0	0	0	0	0	0	0	0
16.	Workers' Compensation .....	16,182,835	16,095,903	172,136	5,158,905	2,670,079	1,617,790	12,117,001	284,974	416,379	1,395,091	2,531,503	221,234
17.1	Other Liability - Occurrence .....	6,453,635	3,094,405	0	4,273,056	26,931	1,843,861	5,059,567	198,101	238,908	417,040	1,056,309	11,935
17.2	Other Liability - Claims-Made .....	0	0	0	0	0	(101)	316	0	(18)	50	0	0
17.3	Excess Workers' Compensation .....	0	0	0	0	0	0	0	0	0	0	0	0
18.1	Products Liability - Occurrence .....	5,385	4,368	0	1,465	0	371	3,904	0	(638)	850	1,145	(14)
18.2	Products Liability - Claims-Made .....	0	0	0	0	0	0	0	0	0	0	0	0
19.1	Private Passenger Auto No-Fault (Personal Injury Protection) .....	0	0	0	0	0	0	0	0	0	0	0	0
19.2	Other Private Passenger Auto Liability .....	0	0	0	0	0	0	0	0	0	0	0	0
19.3	Commercial Auto No-Fault (Personal Injury Protection) .....	28,456	31,345	0	16,609	10,000	6,554	31,522	23	334	5,211	4,682	(135)
19.4	Other Commercial Auto Liability .....	2,426,715	2,170,163	0	1,296,504	1,003,109	2,317,330	3,335,534	161,243	214,738	291,123	392,586	(7,024)
21.1	Private Passenger Auto Physical Damage .....	0	0	0	0	0	0	0	0	0	0	0	0
21.2	Commercial Auto Physical Damage .....	376,024	314,198	0	214,693	225,495	208,630	93,823	9,874	10,910	7,828	60,326	(1,035)
22.	Aircraft (all perils) .....	0	0	0	0	0	0	0	0	0	0	0	0
23.	Fidelity .....	525,651	505,541	0	566,623	550,000	(12,634)	266,814	0	(161,279)	6,848	162,558	(884)
24.	Surety .....	96,056	77,959	0	101,880	0	(9,637)	64,423	0	(21,030)	2,683	31,070	(354)
26.	Burglary and Theft .....	159	168	0	52	0	(57)	0	0	0	0	34	(2)
27.	Boiler and Machinery .....	8,382	8,138	0	2,178	0	(443)	75	0	(71)	1	1,393	5
28.	Credit .....	0	0	0	0	0	0	0	0	0	0	0	0
29.	International .....	0	0	0	0	0	0	0	0	0	0	0	0
30.	Warranty .....	0	0	0	0	0	0	0	0	0	0	0	0
31.	Reins nonproportional assumed property .....	XXX	XXX	XXX	XXX	XXX	XXX	XXX	XXX	XXX	XXX	XXX	XXX
32.	Reins nonproportional assumed liability .....	XXX	XXX	XXX	XXX	XXX	XXX	XXX	XXX	XXX	XXX	XXX	XXX
33.	Reins nonproportional assumed financial lines .....	XXX	XXX	XXX	XXX	XXX	XXX	XXX	XXX	XXX	XXX	XXX	XXX
34.	Aggregate Write-Ins for Other Lines of Business .....	0	0	0	0	0	0	0	0	0	0	0	0
35.	Total (a) .....	27,116,973	23,303,377	172,136	11,827,677	5,170,129	6,759,652	22,611,927	977,054	1,040,032	2,453,086	4,441,845	221,814
DETAILS OF WRITE-INS													
3401.	Collateral Protection .....	0	0	0	0	0	0	0	0	0	0	0	0
3402.	Involuntary Unemployment .....	0	0	0	0	0	0	0	0	0	0	0	0
3403.	Patent Risk .....	0	0	0	0	0	0	0	0	0	0	0	0
3498.	Summary of remaining write-ins for Line 34 from overflow page .....	0	0	0	0	0	0	0	0	0	0	0	0
3499.	Totals (Lines 3401 through 3403 plus 3498)(Line 34 above) .....	0	0	0	0	0	0	0	0	0	0	0	0

(a) Finance and service charges not included in Lines 1 to 35 \$ 0  
(b) For health business on indicated lines report: Number of persons insured under PPO managed care products 0 and number of persons insured under indemnity only products 0

ANNUAL STATEMENT FOR THE YEAR 2024 OF THE GREAT AMERICAN ALLIANCE INSURANCE COMPANY

EXHIBIT OF PREMIUMS AND LOSSES

OVERFLOW PAGE FOR WRITE-INS

Additional Write-ins for Exhibit of Premiums and Losses Line 34

Line of Business	Gross Premiums, Including Policy and Membership Fees, Less Return Premiums and Premiums on Policies not Taken		3	4	5	6	7	8	9	10	11	12
	1 Direct Premiums Written	2 Direct Premiums Earned	Dividends Paid or Credited to Policyholders on Direct Business	Direct Unearned Premium Reserves	Direct Losses Paid (deducting salvage)	Direct Losses Incurred	Direct Losses Unpaid	Direct Defense and Cost Containment Expense Paid	Direct Defense and Cost Containment Expense Incurred	Direct Defense and Cost Containment Expense Unpaid	Commissions and Brokerage Expenses	Taxes, Licenses and Fees
3404. Uninsured Motorist .....	0	0	0	0	0	0	0	0	0	0	0	0
3497. Summary of remaining write-ins for Line 34 from overflow page	0	0	0	0	0	0	0	0	0	0	0	0



ANNUAL STATEMENT FOR THE YEAR 2024 OF THE GREAT AMERICAN ALLIANCE INSURANCE COMPANY

EXHIBIT OF PREMIUMS AND LOSSES (Statutory Page 14)

NAIC Group Code 0084 BUSINESS IN THE STATE OF Georgia DURING THE YEAR 2024 NAIC Company Code 26832

Line of Business		Gross Premiums, Including Policy and Membership Fees, Less Return Premiums and Premiums on Policies not Taken		3	4	5	6	7	8	9	10	11	12
		1	2										
		Direct Premiums Written	Direct Premiums Earned	Dividends Paid or Credited to Policyholders on Direct Business	Direct Unearned Premium Reserves	Direct Losses Paid (deducting salvage)	Direct Losses Incurred	Direct Losses Unpaid	Direct Defense and Cost Containment Expense Paid	Direct Defense and Cost Containment Expense Incurred	Direct Defense and Cost Containment Expense Unpaid	Commissions and Brokerage Expenses	Taxes, Licenses and Fees
1.	Fire .....	274	99	0	175	0	(3)	(3)	0	2	4	48	12
2.1	Allied Lines .....	4,596	2,450	0	2,146	0	135	136	828	36	169	828	169
2.2	Multiple Peril Crop .....	0	0	0	0	0	0	0	0	0	0	0	0
2.3	Federal Flood .....	0	0	0	0	0	0	0	0	0	0	0	0
2.4	Private Crop .....	0	0	0	0	0	0	0	0	0	0	0	0
2.5	Private Flood .....	0	0	0	0	0	0	0	0	0	0	0	0
3.	Farmowners Multiple Peril .....	110,703	106,305	0	48,089	84,811	85,383	28,660	0	946	4,752	23,878	3,336
4.	Homeowners Multiple Peril .....	0	0	0	0	0	0	0	0	0	0	0	0
5.1	Commercial Multiple Peril (Non-Liability Portion) .....	577,132	598,054	0	268,857	271,206	632,896	538,207	5,881	667	21,568	124,315	16,810
5.2	Commercial Multiple Peril (Liability Portion) .....	277,800	243,102	0	112,705	95,047	297,490	685,732	31,857	57,062	107,940	53,378	8,177
6.	Mortgage Guaranty .....	0	0	0	0	0	0	0	0	0	0	0	0
8.	Ocean Marine .....	0	0	0	0	0	0	0	0	0	0	0	0
9.1	Inland Marine .....	134,286	129,445	0	21,107	52,654	3,040,259	3,004,702	2,721	(1,100)	955	28,871	4,590
9.2	Pet Insurance Plans .....	0	0	0	0	0	0	0	0	0	0	0	0
10.	Financial Guaranty .....	0	0	0	0	0	0	0	0	0	0	0	0
11.1	Medical Professional Liability - Occurrence .....	0	0	0	0	0	0	0	0	0	0	0	0
11.2	Medical Professional Liability - Claims-Made .....	0	0	0	0	0	0	0	0	0	0	0	0
12.	Earthquake .....	6,271	5,203	0	2,036	0	533	993	0	151	151	1,947	193
13.1	Comprehensive (hospital and medical) ind (b) .....	0	0	0	0	0	0	0	0	0	0	0	0
13.2	Comprehensive (hospital and medical) group (b) .....	0	0	0	0	0	0	0	0	0	0	0	0
14.	Credit A&H (Group and Individual) .....	0	0	0	0	0	0	0	0	0	0	0	0
15.1	Vision Only (b) .....	0	0	0	0	0	0	0	0	0	0	0	0
15.2	Dental Only (b) .....	0	0	0	0	0	0	0	0	0	0	0	0
15.3	Disability Income (b) .....	0	0	0	0	0	0	0	0	0	0	0	0
15.4	Medicare Supplement (b) .....	0	0	0	0	0	0	0	0	0	0	0	0
15.5	Medicaid Title XIX (b) .....	0	0	0	0	0	0	0	0	0	0	0	0
15.6	Medicare Title XVIII (b) .....	0	0	0	0	0	0	0	0	0	0	0	0
15.7	Long-Term Care (b) .....	0	0	0	0	0	0	0	0	0	0	0	0
15.8	Federal Employees Health Benefits Plan (b) .....	0	0	0	0	0	0	0	0	0	0	0	0
15.9	Other Health (b) .....	0	0	0	0	0	0	0	0	0	0	0	0
16.	Workers' Compensation .....	22,703,508	23,163,210	0	8,579,125	7,133,396	6,160,761	37,429,088	531,275	736,714	2,552,851	3,461,697	631,779
17.1	Other Liability - Occurrence .....	1,406,346	1,382,297	0	632,308	7,943,958	6,052,693	2,237,377	136,644	163,144	202,436	183,081	41,544
17.2	Other Liability - Claims-Made .....	0	551	0	75	0	(1,844)	36,259	537	510	2,898	11	(3)
17.3	Excess Workers' Compensation .....	0	0	0	0	0	0	0	0	0	0	0	0
18.1	Products Liability - Occurrence .....	415,806	331,357	0	84,449	0	113,988	114,011	0	83,034	83,037	32,316	12,104
18.2	Products Liability - Claims-Made .....	0	0	0	0	0	0	0	0	0	0	0	0
19.1	Private Passenger Auto No-Fault (Personal Injury Protection) .....	0	0	0	0	0	0	0	0	0	0	0	0
19.2	Other Private Passenger Auto Liability .....	0	0	0	0	0	0	0	0	0	0	0	0
19.3	Commercial Auto No-Fault (Personal Injury Protection) .....	0	0	0	0	0	0	0	0	0	0	0	0
19.4	Other Commercial Auto Liability .....	877,239	1,077,715	0	468,666	2,539,116	1,723,672	1,275,453	204,036	227,909	221,704	138,462	21,487
21.1	Private Passenger Auto Physical Damage .....	0	0	0	0	0	0	0	0	0	0	0	0
21.2	Commercial Auto Physical Damage .....	160,959	186,252	0	79,766	171,667	250,779	113,656	(2,640)	(2,324)	6,541	28,115	4,221
22.	Aircraft (all perils) .....	44,561	44,791	0	21,173	0	(12,398)	27,667	0	(37)	3,809	6,684	1,140
23.	Fidelity .....	322,758	414,684	0	488,676	0	1,717	184,497	0	(106,684)	5,704	100,187	9,045
24.	Surety .....	192,804	185,516	0	85,881	0	16,982	92,608	0	(312)	15,556	86,619	5,899
26.	Burglary and Theft .....	158	332	0	62	0	(23)	0	0	0	0	34	3
27.	Boiler and Machinery .....	51,822	48,802	0	24,473	26,538	25,554	983	0	256	143	10,620	1,615
28.	Credit .....	0	0	0	0	0	1	0	0	0	0	0	0
29.	International .....	0	0	0	0	0	0	0	0	0	0	0	0
30.	Warranty .....	0	0	0	0	0	0	0	0	0	0	0	0
31.	Reins nonproportional assumed property .....	XXX	XXX	XXX	XXX	XXX	XXX	XXX	XXX	XXX	XXX	XXX	XXX
32.	Reins nonproportional assumed liability .....	XXX	XXX	XXX	XXX	XXX	XXX	XXX	XXX	XXX	XXX	XXX	XXX
33.	Reins nonproportional assumed financial lines .....	XXX	XXX	XXX	XXX	XXX	XXX	XXX	XXX	XXX	XXX	XXX	XXX
34.	Aggregate Write-Ins for Other Lines of Business .....	0	0	0	0	0	0	0	0	0	0	0	0
35.	Total (a) .....	27,287,098	27,920,166	0	10,919,704	18,318,394	18,388,576	45,770,025	910,283	1,160,001	3,230,084	4,281,091	762,121
DETAILS OF WRITE-INS													
3401.	Collateral Protection .....	0	0	0	0	0	0	0	0	0	0	0	0
3402.	Involuntary Unemployment .....	0	0	0	0	0	0	0	0	0	0	0	0
3403.	Patent Risk .....	0	0	0	0	0	0	0	0	0	0	0	0
3498.	Summary of remaining write-ins for Line 34 from overflow page .....	0	0	0	0	0	0	0	0	0	0	0	0
3499.	Totals (Lines 3401 through 3403 plus 3498)(Line 34 above) .....	0	0	0	0	0	0	0	0	0	0	0	0

(a) Finance and service charges not included in Lines 1 to 35 \$ 0  
(b) For health business on indicated lines report: Number of persons insured under PPO managed care products 0 and number of persons insured under indemnity only products 0

ANNUAL STATEMENT FOR THE YEAR 2024 OF THE GREAT AMERICAN ALLIANCE INSURANCE COMPANY

EXHIBIT OF PREMIUMS AND LOSSES

OVERFLOW PAGE FOR WRITE-INS

Additional Write-ins for Exhibit of Premiums and Losses Line 34

Line of Business	Gross Premiums, Including Policy and Membership Fees, Less Return Premiums and Premiums on Policies not Taken		3	4	5	6	7	8	9	10	11	12
	1 Direct Premiums Written	2 Direct Premiums Earned	Dividends Paid or Credited to Policyholders on Direct Business	Direct Unearned Premium Reserves	Direct Losses Paid (deducting salvage)	Direct Losses Incurred	Direct Losses Unpaid	Direct Defense and Cost Containment Expense Paid	Direct Defense and Cost Containment Expense Incurred	Direct Defense and Cost Containment Expense Unpaid	Commissions and Brokerage Expenses	Taxes, Licenses and Fees
3404. Uninsured Motorist .....	0	0	0	0	0	0	0	0	0	0	0	0
3497. Summary of remaining write-ins for Line 34 from overflow page	0	0	0	0	0	0	0	0	0	0	0	0



ANNUAL STATEMENT FOR THE YEAR 2024 OF THE GREAT AMERICAN ALLIANCE INSURANCE COMPANY

EXHIBIT OF PREMIUMS AND LOSSES (Statutory Page 14)

NAIC Group Code 0084		BUSINESS IN THE STATE OF Hawaii		DURING THE YEAR 2024						NAIC Company Code 26832		
Line of Business	Gross Premiums, Including Policy and Membership Fees, Less Return Premiums and Premiums on Policies not Taken		3 Dividends Paid or Credited to Policyholders on Direct Business	4 Direct Unearned Premium Reserves	5 Direct Losses Paid (deducting salvage)	6 Direct Losses Incurred	7 Direct Losses Unpaid	8 Direct Defense and Cost Containment Expense Paid	9 Direct Defense and Cost Containment Expense Incurred	10 Direct Defense and Cost Containment Expense Unpaid	11 Commissions and Brokerage Expenses	12 Taxes, Licenses and Fees
	1 Direct Premiums Written	2 Direct Premiums Earned										
Fire	0	0	0	0	0	0	0	0	0	0	0	0
Allied Lines	0	0	0	0	0	0	0	0	0	0	0	0
Multiple Peril Crop	0	0	0	0	0	0	0	0	0	0	0	0
Federal Flood	0	0	0	0	0	0	0	0	0	0	0	0
Private Crop	0	0	0	0	0	0	0	0	0	0	0	0
Private Flood	0	0	0	0	0	0	0	0	0	0	0	0
Farmowners Multiple Peril	0	0	0	0	0	0	0	0	0	0	0	0
Homeowners Multiple Peril	0	0	0	0	0	0	0	0	0	0	0	0
Commercial Multiple Peril (Non-Liability Portion)	413	48	0	365	0	17	178	0	245	469	85	18
Commercial Multiple Peril (Liability Portion)	152	18	0	135	0	(405)	841	0	(429)	56	31	7
Mortgage Guaranty	0	0	0	0	0	0	0	0	0	0	0	0
Ocean Marine	0	0	0	0	0	0	0	0	0	0	0	0
Inland Marine	31,332	31,332	0	0	16,073	14,370	(756)	1,249	1,319	70	6,646	1,646
Pet Insurance Plans	0	0	0	0	0	0	0	0	0	0	0	0
Financial Guaranty	0	0	0	0	0	0	0	0	0	0	0	0
Medical Professional Liability - Occurrence	0	0	0	0	0	0	0	0	0	0	0	0
Medical Professional Liability - Claims-Made	0	0	0	0	0	0	0	0	0	0	0	0
Earthquake	0	0	0	0	0	0	0	0	0	0	0	0
Comprehensive (hospital and medical) ind (b)	0	0	0	0	0	0	0	0	0	0	0	0
Comprehensive (hospital and medical) group (b)	0	0	0	0	0	0	0	0	0	0	0	0
Credit A&H (Group and Individual)	0	0	0	0	0	0	0	0	0	0	0	0
Vision Only (b)	0	0	0	0	0	0	0	0	0	0	0	0
Dental Only (b)	0	0	0	0	0	0	0	0	0	0	0	0
Disability Income (b)	0	0	0	0	0	0	0	0	0	0	0	0
Medicare Supplement (b)	0	0	0	0	0	0	0	0	0	0	0	0
Medicaid Title XIX (b)	0	0	0	0	0	0	0	0	0	0	0	0
Medicare Title XVIII (b)	0	0	0	0	0	0	0	0	0	0	0	0
Long-Term Care (b)	0	0	0	0	0	0	0	0	0	0	0	0
Federal Employees Health Benefits Plan (b)	0	0	0	0	0	0	0	0	0	0	0	0
Other Health (b)	0	0	0	0	0	0	0	0	0	0	0	0
Workers' Compensation	142,189	146,707	0	37,105	81,555	86,023	90,849	31,361	35,006	17,415	20,888	8,191
Other Liability - Occurrence	180,648	235,495	0	60,169	0	12,923	178,084	0	2,796	16,741	26,241	8,809
Other Liability - Claims-Made	0	0	0	0	0	0	1,477	0	0	28	0	0
Excess Workers' Compensation	0	0	0	0	0	0	0	0	0	0	0	0
Products Liability - Occurrence	0	0	0	0	0	0	0	0	0	0	0	0
Products Liability - Claims-Made	0	0	0	0	0	0	0	0	0	0	0	0
Private Passenger Auto No-Fault (Personal Injury Protection)	0	0	0	0	0	0	0	0	0	0	0	0
Other Private Passenger Auto Liability	0	0	0	0	0	0	0	0	0	0	0	0
Commercial Auto No-Fault (Personal Injury Protection)	34	56	0	21	0	23	59	0	3	12	6	2
Other Commercial Auto Liability	2,018	2,436	0	1,381	0	1,009	2,430	0	131	509	346	96
Private Passenger Auto Physical Damage	0	0	0	0	0	0	0	0	0	0	0	0
Commercial Auto Physical Damage	409	680	0	255	0	30	87	0	4	21	66	20
Aircraft (all perils)	0	0	0	0	0	0	0	0	0	0	0	0
Fidelity	26,283	55,571	0	38,715	0	3,498	27,089	0	(12,811)	746	8,159	1,255
Surety	7,720	5,382	0	7,714	0	(884)	3,196	0	(1,203)	212	2,532	371
Burglary and Theft	0	0	0	0	0	0	0	0	0	0	0	0
Boiler and Machinery	18	2	0	16	0	0	0	0	0	0	4	1
Credit	0	0	0	0	0	0	0	0	0	0	0	0
International	0	0	0	0	0	0	0	0	0	0	0	0
Warranty	0	0	0	0	0	0	0	0	0	0	0	0
Reins nonproportional assumed property	XXX	XXX	XXX	XXX	XXX	XXX	XXX	XXX	XXX	XXX	XXX	XXX
Reins nonproportional assumed liability	XXX	XXX	XXX	XXX	XXX	XXX	XXX	XXX	XXX	XXX	XXX	XXX
Reins nonproportional assumed financial lines	XXX	XXX	XXX	XXX	XXX	XXX	XXX	XXX	XXX	XXX	XXX	XXX
Aggregate Write-Ins for Other Lines of Business	0	0	0	0	0	0	0	0	0	0	0	0
Total (a)	391,216	477,725	0	145,876	97,628	116,603	303,534	32,610	25,060	36,278	65,003	20,414
DETAILS OF WRITE-INS												
Collateral Protection	0	0	0	0	0	0	0	0	0	0	0	0
Involuntary Unemployment	0	0	0	0	0	0	0	0	0	0	0	0
Patent Risk	0	0	0	0	0	0	0	0	0	0	0	0
Summary of remaining write-ins for Line 34 from overflow page	0	0	0	0	0	0	0	0	0	0	0	0
Totals (Lines 3401 through 3403 plus 3498)(Line 34 above)	0	0	0	0	0	0	0	0	0	0	0	0

(a) Finance and service charges not included in Lines 1 to 35 \$ .....0  
(b) For health business on indicated lines report: Number of persons insured under PPO managed care products .....0 and number of persons insured under indemnity only products .....0 .



ANNUAL STATEMENT FOR THE YEAR 2024 OF THE GREAT AMERICAN ALLIANCE INSURANCE COMPANY

EXHIBIT OF PREMIUMS AND LOSSES

OVERFLOW PAGE FOR WRITE-INS

Additional Write-ins for Exhibit of Premiums and Losses Line 34

Line of Business	Gross Premiums, Including Policy and Membership Fees, Less Return Premiums and Premiums on Policies not Taken		3	4	5	6	7	8	9	10	11	12
	1 Direct Premiums Written	2 Direct Premiums Earned	Dividends Paid or Credited to Policyholders on Direct Business	Direct Unearned Premium Reserves	Direct Losses Paid (deducting salvage)	Direct Losses Incurred	Direct Losses Unpaid	Direct Defense and Cost Containment Expense Paid	Direct Defense and Cost Containment Expense Incurred	Direct Defense and Cost Containment Expense Unpaid	Commissions and Brokerage Expenses	Taxes, Licenses and Fees
3404. Uninsured Motorist .....	0	0	0	0	0	0	0	0	0	0	0	0
3497. Summary of remaining write-ins for Line 34 from overflow page	0	0	0	0	0	0	0	0	0	0	0	0



ANNUAL STATEMENT FOR THE YEAR 2024 OF THE GREAT AMERICAN ALLIANCE INSURANCE COMPANY

EXHIBIT OF PREMIUMS AND LOSSES (Statutory Page 14)

NAIC Group Code 0084 BUSINESS IN THE STATE OF Idaho DURING THE YEAR 2024 NAIC Company Code 26832

Line of Business		Gross Premiums, Including Policy and Membership Fees, Less Return Premiums and Premiums on Policies not Taken		3	4	5	6	7	8	9	10	11	12
		1	2										
		Direct Premiums Written	Direct Premiums Earned	Dividends Paid or Credited to Policyholders on Direct Business	Direct Unearned Premium Reserves	Direct Losses Paid (deducting salvage)	Direct Losses Incurred	Direct Losses Unpaid	Direct Defense and Cost Containment Expense Paid	Direct Defense and Cost Containment Expense Incurred	Direct Defense and Cost Containment Expense Unpaid	Commissions and Brokerage Expenses	Taxes, Licenses and Fees
1.	Fire .....	0	0	0	0	0	0	0	0	0	0	0	0
2.1	Allied Lines .....	0	0	0	0	0	0	0	0	0	0	0	0
2.2	Multiple Peril Crop .....	0	0	0	0	0	0	0	0	0	0	0	0
2.3	Federal Flood .....	0	0	0	0	0	0	0	0	0	0	0	0
2.4	Private Crop .....	0	0	0	0	0	0	0	0	0	0	0	0
2.5	Private Flood .....	0	0	0	0	0	0	0	0	0	0	0	0
3.	Farmowners Multiple Peril .....	3,005	2,803	0	2,159	0	(887)	991	0	(17)	108	593	55
4.	Homeowners Multiple Peril .....	0	0	0	0	0	0	0	0	0	0	0	0
5.1	Commercial Multiple Peril (Non-Liability Portion) .....	63,790	54,267	0	35,448	0	6,117	9,974	0	789	1,587	12,391	1,091
5.2	Commercial Multiple Peril (Liability Portion) .....	35,511	29,155	0	15,939	0	1,289	11,180	0	908	7,183	6,626	588
6.	Mortgage Guaranty .....	0	0	0	0	0	0	0	0	0	0	0	0
8.	Ocean Marine .....	0	0	0	0	0	0	0	0	0	0	0	0
9.1	Inland Marine .....	22,440	22,693	0	91	0	(1,392)	(510)	0	39	57	4,750	523
9.2	Pet Insurance Plans .....	0	0	0	0	0	0	0	0	0	0	0	0
10.	Financial Guaranty .....	0	0	0	0	0	0	0	0	0	0	0	0
11.1	Medical Professional Liability - Occurrence .....	0	0	0	0	0	0	0	0	0	0	0	0
11.2	Medical Professional Liability - Claims-Made .....	0	0	0	0	0	0	0	0	0	0	0	0
12.	Earthquake .....	0	0	0	0	0	0	0	0	0	0	0	0
13.1	Comprehensive (hospital and medical) ind (b) .....	0	0	0	0	0	0	0	0	0	0	0	0
13.2	Comprehensive (hospital and medical) group (b) .....	0	0	0	0	0	0	0	0	0	0	0	0
14.	Credit A&H (Group and Individual) .....	0	0	0	0	0	0	0	0	0	0	0	0
15.1	Vision Only (b).....	0	0	0	0	0	0	0	0	0	0	0	0
15.2	Dental Only (b) .....	0	0	0	0	0	0	0	0	0	0	0	0
15.3	Disability Income (b) .....	0	0	0	0	0	0	0	0	0	0	0	0
15.4	Medicare Supplement (b) .....	0	0	0	0	0	0	0	0	0	0	0	0
15.5	Medicaid Title XIX (b) .....	0	0	0	0	0	0	0	0	0	0	0	0
15.6	Medicare Title XVIII (b).....	0	0	0	0	0	0	0	0	0	0	0	0
15.7	Long-Term Care (b) .....	0	0	0	0	0	0	0	0	0	0	0	0
15.8	Federal Employees Health Benefits Plan (b) .....	0	0	0	0	0	0	0	0	0	0	0	0
15.9	Other Health (b) .....	0	0	0	0	0	0	0	0	0	0	0	0
16.	Workers' Compensation .....	294,387	283,926	0	153,701	19,537	296,725	446,994	724	2,881	30,005	53,325	17,584
17.1	Other Liability - Occurrence .....	222,759	216,266	0	101,214	0	14,442	331,313	0	(5,272)	29,436	37,280	4,002
17.2	Other Liability - Claims-Made .....	0	0	0	0	0	(1,720)	5,809	0	333	2,053	0	0
17.3	Excess Workers' Compensation .....	0	0	0	0	0	0	0	0	0	0	0	0
18.1	Products Liability - Occurrence .....	0	0	0	0	0	0	0	0	0	0	0	0
18.2	Products Liability - Claims-Made .....	0	0	0	0	0	0	0	0	0	0	0	0
19.1	Private Passenger Auto No-Fault (Personal Injury Protection) .....	0	0	0	0	0	0	0	0	0	0	0	0
19.2	Other Private Passenger Auto Liability .....	0	0	0	0	0	0	0	0	0	0	0	0
19.3	Commercial Auto No-Fault (Personal Injury Protection) .....	0	0	0	0	0	0	0	0	0	0	0	0
19.4	Other Commercial Auto Liability .....	28,952	30,304	0	6,167	6,911	(2,620)	49,488	0	(5,479)	6,482	5,316	494
21.1	Private Passenger Auto Physical Damage .....	0	0	0	0	0	0	0	0	0	0	0	0
21.2	Commercial Auto Physical Damage .....	16,425	17,377	0	2,818	17,498	17,699	4,053	177	(60)	513	2,914	272
22.	Aircraft (all perils) .....	59,857	72,640	0	12,934	0	(420)	24,468	0	853	3,472	6,654	1,141
23.	Fidelity .....	100,023	94,242	0	126,318	32,792	34,947	46,203	0	(22,611)	1,301	31,062	1,613
24.	Surety .....	11,629	10,472	0	10,629	0	784	3,787	0	(1,527)	237	3,916	208
26.	Burglary and Theft .....	0	44	0	0	0	(2)	0	0	0	0	3	0
27.	Boiler and Machinery .....	2,922	2,725	0	1,901	0	(44)	0	0	404	0	577	52
28.	Credit .....	0	0	0	0	0	0	0	0	0	0	0	0
29.	International .....	0	0	0	0	0	0	0	0	0	0	0	0
30.	Warranty .....	0	0	0	0	0	0	0	0	0	0	0	0
31.	Reins nonproportional assumed property .....	XXX	XXX	XXX	XXX	XXX	XXX	XXX	XXX	XXX	XXX	XXX	XXX
32.	Reins nonproportional assumed liability .....	XXX	XXX	XXX	XXX	XXX	XXX	XXX	XXX	XXX	XXX	XXX	XXX
33.	Reins nonproportional assumed financial lines .....	XXX	XXX	XXX	XXX	XXX	XXX	XXX	XXX	XXX	XXX	XXX	XXX
34.	Aggregate Write-Ins for Other Lines of Business .....	0	0	0	0	0	0	0	0	0	0	0	0
35.	Total (a) .....	861,700	836,943	0	468,713	76,738	364,918	933,749	900	(28,758)	82,434	165,407	27,623
DETAILS OF WRITE-INS													
3401.	Collateral Protection .....	0	0	0	0	0	0	0	0	0	0	0	0
3402.	Involuntary Unemployment .....	0	0	0	0	0	0	0	0	0	0	0	0
3403.	Patent Risk .....	0	0	0	0	0	0	0	0	0	0	0	0
3498.	Summary of remaining write-ins for Line 34 from overflow page .....	0	0	0	0	0	0	0	0	0	0	0	0
3499.	Totals (Lines 3401 through 3403 plus 3498)(Line 34 above) .....	0	0	0	0	0	0	0	0	0	0	0	0

(a) Finance and service charges not included in Lines 1 to 35 \$ 0  
(b) For health business on indicated lines report: Number of persons insured under PPO managed care products 0 and number of persons insured under indemnity only products 0

ANNUAL STATEMENT FOR THE YEAR 2024 OF THE GREAT AMERICAN ALLIANCE INSURANCE COMPANY

EXHIBIT OF PREMIUMS AND LOSSES

OVERFLOW PAGE FOR WRITE-INS

Additional Write-ins for Exhibit of Premiums and Losses Line 34

Line of Business	Gross Premiums, Including Policy and Membership Fees, Less Return Premiums and Premiums on Policies not Taken		3	4	5	6	7	8	9	10	11	12
	1 Direct Premiums Written	2 Direct Premiums Earned	Dividends Paid or Credited to Policyholders on Direct Business	Direct Unearned Premium Reserves	Direct Losses Paid (deducting salvage)	Direct Losses Incurred	Direct Losses Unpaid	Direct Defense and Cost Containment Expense Paid	Direct Defense and Cost Containment Expense Incurred	Direct Defense and Cost Containment Expense Unpaid	Commissions and Brokerage Expenses	Taxes, Licenses and Fees
3404. Uninsured Motorist .....	0	0	0	0	0	0	0	0	0	0	0	0
3497. Summary of remaining write-ins for Line 34 from overflow page	0	0	0	0	0	0	0	0	0	0	0	0



ANNUAL STATEMENT FOR THE YEAR 2024 OF THE GREAT AMERICAN ALLIANCE INSURANCE COMPANY

EXHIBIT OF PREMIUMS AND LOSSES (Statutory Page 14)

NAIC Group Code 0084

BUSINESS IN THE STATE OF Illinois

DURING THE YEAR 2024

NAIC Company Code 26832

Line of Business		Gross Premiums, Including Policy and Membership Fees, Less Return Premiums and Premiums on Policies not Taken		3	4	5	6	7	8	9	10	11	12
		1	2										
		Direct Premiums Written	Direct Premiums Earned	Dividends Paid or Credited to Policyholders on Direct Business	Direct Unearned Premium Reserves	Direct Losses Paid (deducting salvage)	Direct Losses Incurred	Direct Losses Unpaid	Direct Defense and Cost Containment Expense Paid	Direct Defense and Cost Containment Expense Incurred	Direct Defense and Cost Containment Expense Unpaid	Commissions and Brokerage Expenses	Taxes, Licenses and Fees
1.	Fire .....	0	0	0	0	0	0	0	0	0	0	0	0
2.1	Allied Lines .....	0	0	0	0	0	0	0	0	0	0	0	0
2.2	Multiple Peril Crop .....	0	0	0	0	0	0	0	0	0	0	0	0
2.3	Federal Flood .....	0	0	0	0	0	0	0	0	0	0	0	0
2.4	Private Crop .....	0	0	0	0	0	0	0	0	0	0	0	0
2.5	Private Flood .....	0	0	0	0	0	0	0	0	0	0	0	0
3.	Farmowners Multiple Peril .....	178,395	176,255	0	63,694	(222,361)	(311,098)	71,185	16,999	15,621	11,377	42,441	3,592
4.	Homeowners Multiple Peril .....	0	0	0	0	0	0	0	0	0	0	0	0
5.	Commercial Multiple Peril (Non-Liability Portion) .....	324,265	285,136	0	130,467	2,000	52,952	108,884	15,161	14,846	19,980	62,839	5,594
5.2	Commercial Multiple Peril (Liability Portion) .....	126,872	98,632	0	62,387	151,669	167,494	281,552	294,933	293,634	22,112	24,857	2,100
6.	Mortgage Guaranty .....	0	0	0	0	0	0	0	0	0	0	0	0
8.	Ocean Marine .....	0	0	0	0	0	0	0	0	0	0	0	0
9.1	Inland Marine .....	94,881	94,404	0	4,980	9,615	(4,590)	(400)	624	(2,531)	397	20,118	1,704
9.2	Pet Insurance Plans .....	0	0	0	0	0	0	0	0	0	0	0	0
10.	Financial Guaranty .....	0	0	0	0	0	0	0	0	0	0	0	0
11.1	Medical Professional Liability - Occurrence .....	0	0	0	0	0	0	0	0	0	0	0	0
11.2	Medical Professional Liability - Claims-Made .....	0	0	0	0	0	0	0	0	0	0	0	0
12.	Earthquake .....	565	565	0	483	0	(55)	0	0	(5)	0	119	12
13.1	Comprehensive (hospital and medical) ind (b) .....	0	0	0	0	0	0	0	0	0	0	0	0
13.2	Comprehensive (hospital and medical) group (b) .....	0	0	0	0	0	0	0	0	0	0	0	0
14.	Credit A&H (Group and Individual) .....	0	0	0	0	0	0	0	0	0	0	0	0
15.1	Vision Only (b).....	0	0	0	0	0	0	0	0	0	0	0	0
15.2	Dental Only (b) .....	0	0	0	0	0	0	0	0	0	0	0	0
15.3	Disability Income (b) .....	0	0	0	0	0	0	0	0	0	0	0	0
15.4	Medicare Supplement (b) .....	0	0	0	0	0	0	0	0	0	0	0	0
15.5	Medicaid Title XIX (b) .....	0	0	0	0	0	0	0	0	0	0	0	0
15.6	Medicare Title XVIII (b).....	0	0	0	0	0	0	0	0	0	0	0	0
15.7	Long-Term Care (b) .....	0	0	0	0	0	0	0	0	0	0	0	0
15.8	Federal Employees Health Benefits Plan (b) .....	0	0	0	0	0	0	0	0	0	0	0	0
15.9	Other Health (b) .....	0	0	0	0	0	0	0	0	0	0	0	0
16.	Workers' Compensation .....	26,807,505	26,363,074	0	10,454,391	4,514,068	5,641,587	30,689,940	231,809	493,934	2,548,132	3,824,162	496,627
17.1	Other Liability - Occurrence .....	4,434,484	3,675,479	0	2,163,936	10,405,317	13,506,538	10,364,178	889,167	805,865	1,428,201	520,955	77,300
17.2	Other Liability - Claims-Made .....	150	779	0	6	380,000	159,164	67,383	18,228	1,813	34,569	22	8
17.3	Excess Workers' Compensation .....	0	0	0	0	0	0	0	0	0	0	0	0
18.1	Products Liability - Occurrence .....	18,078,555	18,065,121	0	6,247,156	54,514	(578,307)	8,282,208	60,632	443,589	3,387,456	3,764,572	340,705
18.2	Products Liability - Claims-Made .....	0	0	0	0	0	(157,404)	61,490	0	(13,149)	33,825	0	0
19.1	Private Passenger Auto No-Fault (Personal Injury Protection) .....	0	0	0	0	0	0	0	0	0	0	0	0
19.2	Other Private Passenger Auto Liability .....	0	0	0	0	0	0	0	0	0	0	0	0
19.3	Commercial Auto No-Fault (Personal Injury Protection) .....	0	0	0	0	0	0	0	0	0	0	0	0
19.4	Other Commercial Auto Liability .....	204,630	188,959	0	94,934	465,726	417,217	156,539	35,997	4,100	28,764	48,032	3,615
21.1	Private Passenger Auto Physical Damage .....	0	0	0	0	0	0	0	0	0	0	0	0
21.2	Commercial Auto Physical Damage .....	85,126	77,383	0	41,993	54,739	54,912	9,255	153	(1,573)	1,670	24,086	1,499
22.	Aircraft (all perils) .....	35,098	83,317	0	9,095	0	(6,131)	33,435	0	392	4,284	5,616	1,546
23.	Fidelity .....	1,106,723	1,084,702	0	1,551,663	582,700	576,909	541,587	0	(307,821)	15,242	343,572	18,847
24.	Surety .....	129,825	98,708	0	116,003	0	(3,182,236)	1,953,130	0	(806,116)	105,139	45,263	2,316
26.	Burglary and Theft .....	0	0	0	0	0	(1)	0	0	0	0	0	0
27.	Boiler and Machinery .....	25,780	21,746	0	10,614	0	(416)	276	0	804	26	4,710	439
28.	Credit .....	0	0	0	0	0	1	0	0	0	0	0	0
29.	International .....	0	0	0	0	0	0	0	0	0	0	0	0
30.	Warranty .....	0	0	0	0	0	0	0	0	0	0	0	0
31.	Reins nonproportional assumed property .....	XXX	XXX	XXX	XXX	XXX	XXX	XXX	XXX	XXX	XXX	XXX	XXX
32.	Reins nonproportional assumed liability .....	XXX	XXX	XXX	XXX	XXX	XXX	XXX	XXX	XXX	XXX	XXX	XXX
33.	Reins nonproportional assumed financial lines .....	XXX	XXX	XXX	XXX	XXX	XXX	XXX	XXX	XXX	XXX	XXX	XXX
34.	Aggregate Write-Ins for Other Lines of Business .....	0	0	0	0	0	0	0	0	0	0	0	0
35.	Total (a) .....	51,632,853	50,314,260	0	20,951,803	16,393,679	16,336,541	52,620,643	1,563,704	943,403	7,641,174	8,731,365	955,903
DETAILS OF WRITE-INS													
3401.	Collateral Protection .....	0	0	0	0	0	0	0	0	0	0	0	0
3402.	Involuntary Unemployment .....	0	0	0	0	0	0	0	0	0	0	0	0
3403.	Patent Risk .....	0	0	0	0	0	0	0	0	0	0	0	0
3498.	Summary of remaining write-ins for Line 34 from overflow page .....	0	0	0	0	0	0	0	0	0	0	0	0
3499.	Totals (Lines 3401 through 3403 plus 3498)(Line 34 above) .....	0	0	0	0	0	0	0	0	0	0	0	0

(a) Finance and service charges not included in Lines 1 to 35 \$ .....0  
(b) For health business on indicated lines report: Number of persons insured under PPO managed care products .....0 and number of persons insured under indemnity only products .....0 .

ANNUAL STATEMENT FOR THE YEAR 2024 OF THE GREAT AMERICAN ALLIANCE INSURANCE COMPANY

EXHIBIT OF PREMIUMS AND LOSSES

OVERFLOW PAGE FOR WRITE-INS

Additional Write-ins for Exhibit of Premiums and Losses Line 34

Line of Business	Gross Premiums, Including Policy and Membership Fees, Less Return Premiums and Premiums on Policies not Taken		3	4	5	6	7	8	9	10	11	12
	1 Direct Premiums Written	2 Direct Premiums Earned	Dividends Paid or Credited to Policyholders on Direct Business	Direct Unearned Premium Reserves	Direct Losses Paid (deducting salvage)	Direct Losses Incurred	Direct Losses Unpaid	Direct Defense and Cost Containment Expense Paid	Direct Defense and Cost Containment Expense Incurred	Direct Defense and Cost Containment Expense Unpaid	Commissions and Brokerage Expenses	Taxes, Licenses and Fees
3404. Uninsured Motorist .....	0	0	0	0	0	0	0	0	0	0	0	0
3497. Summary of remaining write-ins for Line 34 from overflow page	0	0	0	0	0	0	0	0	0	0	0	0



ANNUAL STATEMENT FOR THE YEAR 2024 OF THE GREAT AMERICAN ALLIANCE INSURANCE COMPANY

EXHIBIT OF PREMIUMS AND LOSSES (Statutory Page 14)

NAIC Group Code 0084 BUSINESS IN THE STATE OF Indiana DURING THE YEAR 2024 NAIC Company Code 26832

Line of Business		Gross Premiums, Including Policy and Membership Fees, Less Return Premiums and Premiums on Policies not Taken		3	4		5	6	7	8	9	10	11	12
		1	2		Direct Unearned Premium Reserves	Direct Losses Paid (deducting salvage)								
		Direct Premiums Written	Direct Premiums Earned	Dividends Paid or Credited to Policyholders on Direct Business				Direct Losses Incurred	Direct Losses Unpaid	Direct Defense and Cost Containment Expense Paid	Direct Defense and Cost Containment Expense Incurred	Direct Defense and Cost Containment Expense Unpaid	Commissions and Brokerage Expenses	Taxes, Licenses and Fees
1.	Fire .....	0	0	0	0	0	0	0	0	0	0	0	0	0
2.1	Allied Lines .....	0	0	0	0	0	0	0	0	0	0	0	0	0
2.2	Multiple Peril Crop .....	0	0	0	0	0	0	0	0	0	0	0	0	0
2.3	Federal Flood .....	0	0	0	0	0	0	0	0	0	0	0	0	0
2.4	Private Crop .....	0	0	0	0	0	0	0	0	0	0	0	0	0
2.5	Private Flood .....	0	0	0	0	0	0	0	0	0	0	0	0	0
3.	Farmowners Multiple Peril .....	12,310	11,704	0	9,245	0	0	(655)	4,122	0	(40)	592	2,863	169
4.	Homeowners Multiple Peril .....	0	0	0	0	0	0	0	0	0	0	0	0	0
5.1	Commercial Multiple Peril (Non-Liability Portion) .....	248,563	227,025	0	146,899	370,484	0	432,519	114,521	4,442	(4,934)	10,726	63,529	3,366
5.2	Commercial Multiple Peril (Liability Portion) .....	77,260	70,783	0	31,830	225,368	0	1,049,539	1,144,473	12,593	16,415	27,696	16,689	1,043
6.	Mortgage Guaranty .....	0	0	0	0	0	0	0	0	0	0	0	0	0
8.	Ocean Marine .....	0	0	0	0	0	0	0	0	0	0	0	0	0
9.1	Inland Marine .....	62,703	56,297	0	12,071	5,567	0	1,789	2,942	620	35	781	14,968	1,049
9.2	Pet Insurance Plans .....	0	0	0	0	0	0	0	0	0	0	0	0	0
10.	Financial Guaranty .....	0	0	0	0	0	0	0	0	0	0	0	0	0
11.1	Medical Professional Liability - Occurrence .....	0	0	0	0	0	0	0	0	0	0	0	0	0
11.2	Medical Professional Liability - Claims-Made .....	0	0	0	0	0	0	0	0	0	0	0	0	0
12.	Earthquake .....	12,955	11,483	0	8,397	0	0	756	2,155	0	324	325	3,973	175
13.1	Comprehensive (hospital and medical) ind (b) .....	0	0	0	0	0	0	0	0	0	0	0	0	0
13.2	Comprehensive (hospital and medical) group (b) .....	0	0	0	0	0	0	0	0	0	0	0	0	0
14.	Credit A&H (Group and Individual) .....	0	0	0	0	0	0	0	0	0	0	0	0	0
15.1	Vision Only (b).....	0	0	0	0	0	0	0	0	0	0	0	0	0
15.2	Dental Only (b) .....	0	0	0	0	0	0	0	0	0	0	0	0	0
15.3	Disability Income (b) .....	0	0	0	0	0	0	0	0	0	0	0	0	0
15.4	Medicare Supplement (b) .....	0	0	0	0	0	0	0	0	0	0	0	0	0
15.5	Medicaid Title XIX (b) .....	0	0	0	0	0	0	0	0	0	0	0	0	0
15.6	Medicare Title XVIII (b).....	0	0	0	0	0	0	0	0	0	0	0	0	0
15.7	Long-Term Care (b) .....	0	0	0	0	0	0	0	0	0	0	0	0	0
15.8	Federal Employees Health Benefits Plan (b) .....	0	0	0	0	0	0	0	0	0	0	0	0	0
15.9	Other Health (b) .....	0	0	0	0	0	0	0	0	0	0	0	0	0
16.	Workers' Compensation .....	8,034,664	8,645,535	0	3,473,551	607,390	0	317,738	8,443,100	58,518	67,820	897,145	1,094,818	109,029
17.1	Other Liability - Occurrence .....	363,625	411,781	0	179,186	0	0	137,359	662,326	1,907	(25,574)	54,984	71,395	5,052
17.2	Other Liability - Claims-Made .....	0	34	0	0	0	0	(84)	10,609	0	(3)	931	0	0
17.3	Excess Workers' Compensation .....	0	0	0	0	0	0	0	0	0	0	0	0	0
18.1	Products Liability - Occurrence .....	0	0	0	0	0	0	(79)	70	0	(52)	47	0	0
18.2	Products Liability - Claims-Made .....	0	0	0	0	0	0	0	0	0	0	0	0	0
19.1	Private Passenger Auto No-Fault (Personal Injury Protection) .....	0	0	0	0	0	0	0	0	0	0	0	0	0
19.2	Other Private Passenger Auto Liability .....	0	0	0	0	0	0	0	0	0	0	0	0	0
19.3	Commercial Auto No-Fault (Personal Injury Protection) .....	0	0	0	0	0	0	0	0	0	0	0	0	0
19.4	Other Commercial Auto Liability .....	110,677	123,125	0	52,946	21,860	0	873,147	991,174	19,664	36,907	51,205	25,202	1,523
21.1	Private Passenger Auto Physical Damage .....	0	0	0	0	0	0	0	0	0	0	0	0	0
21.2	Commercial Auto Physical Damage .....	59,178	63,941	0	27,917	25,617	0	28,242	7,030	165	(562)	1,027	13,965	811
22.	Aircraft (all perils) .....	91,590	76,358	0	35,127	0	0	(9,986)	34,818	0	(142)	4,263	13,739	1,234
23.	Fidelity .....	368,524	302,599	0	398,794	133,077	0	124,982	131,741	0	(72,659)	6,768	114,462	4,989
24.	Surety .....	63,235	57,130	0	52,237	(43,830)	0	(927,081)	1,967,526	905	(232,233)	88,495	23,896	849
26.	Burglary and Theft .....	0	0	0	0	0	0	0	0	0	0	0	0	0
27.	Boiler and Machinery .....	21,381	19,494	0	12,559	0	0	(212)	2,393	0	599	365	5,619	289
28.	Credit .....	0	0	0	0	0	0	34	0	0	0	0	0	0
29.	International .....	0	0	0	0	0	0	0	0	0	0	0	0	0
30.	Warranty .....	0	0	0	0	0	0	0	0	0	0	0	0	0
31.	Reins nonproportional assumed property .....	XXX	XXX	XXX	XXX	XXX	XXX	XXX	XXX	XXX	XXX	XXX	XXX	XXX
32.	Reins nonproportional assumed liability .....	XXX	XXX	XXX	XXX	XXX	XXX	XXX	XXX	XXX	XXX	XXX	XXX	XXX
33.	Reins nonproportional assumed financial lines .....	XXX	XXX	XXX	XXX	XXX	XXX	XXX	XXX	XXX	XXX	XXX	XXX	XXX
34.	Aggregate Write-Ins for Other Lines of Business .....	0	0	0	0	0	0	0	0	0	0	0	0	0
35.	Total (a) .....	9,526,665	10,077,288	0	4,440,759	1,345,532	0	2,028,008	13,519,000	98,813	(214,100)	1,145,351	1,465,117	129,577
DETAILS OF WRITE-INS														
3401.	Collateral Protection .....	0	0	0	0	0	0	0	0	0	0	0	0	0
3402.	Involuntary Unemployment .....	0	0	0	0	0	0	0	0	0	0	0	0	0
3403.	Patent Risk .....	0	0	0	0	0	0	0	0	0	0	0	0	0
3498.	Summary of remaining write-ins for Line 34 from overflow page .....	0	0	0	0	0	0	0	0	0	0	0	0	0
3499.	Totals (Lines 3401 through 3403 plus 3498)(Line 34 above) .....	0	0	0	0	0	0	0	0	0	0	0	0	0

(a) Finance and service charges not included in Lines 1 to 35 \$ 0  
(b) For health business on indicated lines report: Number of persons insured under PPO managed care products 0 and number of persons insured under indemnity only products 0

ANNUAL STATEMENT FOR THE YEAR 2024 OF THE GREAT AMERICAN ALLIANCE INSURANCE COMPANY

EXHIBIT OF PREMIUMS AND LOSSES

OVERFLOW PAGE FOR WRITE-INS

Additional Write-ins for Exhibit of Premiums and Losses Line 34

Line of Business	Gross Premiums, Including Policy and Membership Fees, Less Return Premiums and Premiums on Policies not Taken		3	4	5	6	7	8	9	10	11	12
	1 Direct Premiums Written	2 Direct Premiums Earned	Dividends Paid or Credited to Policyholders on Direct Business	Direct Unearned Premium Reserves	Direct Losses Paid (deducting salvage)	Direct Losses Incurred	Direct Losses Unpaid	Direct Defense and Cost Containment Expense Paid	Direct Defense and Cost Containment Expense Incurred	Direct Defense and Cost Containment Expense Unpaid	Commissions and Brokerage Expenses	Taxes, Licenses and Fees
3404. Uninsured Motorist .....	0	0	0	0	0	0	0	0	0	0	0	0
3497. Summary of remaining write-ins for Line 34 from overflow page	0	0	0	0	0	0	0	0	0	0	0	0



ANNUAL STATEMENT FOR THE YEAR 2024 OF THE GREAT AMERICAN ALLIANCE INSURANCE COMPANY

EXHIBIT OF PREMIUMS AND LOSSES (Statutory Page 14)

NAIC Group Code 0084 BUSINESS IN THE STATE OF Iowa DURING THE YEAR 2024 NAIC Company Code 26832

Line of Business		Gross Premiums, Including Policy and Membership Fees, Less Return Premiums and Premiums on Policies not Taken		3	4	5	6	7	8	9	10	11	12
		1	2										
		Direct Premiums Written	Direct Premiums Earned	Dividends Paid or Credited to Policyholders on Direct Business	Direct Unearned Premium Reserves	Direct Losses Paid (deducting salvage)	Direct Losses Incurred	Direct Losses Unpaid	Direct Defense and Cost Containment Expense Paid	Direct Defense and Cost Containment Expense Incurred	Direct Defense and Cost Containment Expense Unpaid	Commissions and Brokerage Expenses	Taxes, Licenses and Fees
1.	Fire .....	0	0	0	0	0	0	0	0	0	0	0	0
2.1	Allied Lines .....	0	0	0	0	0	(8)	0	0	0	0	0	0
2.2	Multiple Peril Crop .....	0	0	0	0	0	0	0	0	0	0	0	0
2.3	Federal Flood .....	0	0	0	0	0	0	0	0	0	0	0	0
2.4	Private Crop .....	0	0	0	0	0	0	0	0	0	0	0	0
2.5	Private Flood .....	0	0	0	0	0	0	0	0	0	0	0	0
3.	Farmowners Multiple Peril .....	0	0	0	0	0	(37)	0	0	0	0	0	0
4.	Homeowners Multiple Peril .....	0	0	0	0	0	0	0	0	0	0	0	0
5.1	Commercial Multiple Peril (Non-Liability Portion) .....	35,159	32,436	0	9,093	0	2,685	65,431	0	(873)	24,615	6,750	580
5.2	Commercial Multiple Peril (Liability Portion) .....	8,659	7,596	0	2,568	0	(3,047)	6,540	0	(2,238)	3,313	1,604	143
6.	Mortgage Guaranty .....	0	0	0	0	0	0	0	0	0	0	0	0
8.	Ocean Marine .....	0	0	0	0	0	0	0	0	0	0	0	0
9.1	Inland Marine .....	16,639	15,505	0	1,446	888	(749)	(255)	0	(298)	50	3,421	549
9.2	Pet Insurance Plans .....	0	0	0	0	0	0	0	0	0	0	0	0
10.	Financial Guaranty .....	0	0	0	0	0	0	0	0	0	0	0	0
11.1	Medical Professional Liability - Occurrence .....	0	0	0	0	0	0	0	0	0	0	0	0
11.2	Medical Professional Liability - Claims-Made .....	0	0	0	0	0	0	0	0	0	0	0	0
12.	Earthquake .....	0	0	0	0	0	0	0	0	0	0	0	0
13.1	Comprehensive (hospital and medical) ind (b) .....	0	0	0	0	0	0	0	0	0	0	0	0
13.2	Comprehensive (hospital and medical) group (b) .....	0	0	0	0	0	0	0	0	0	0	0	0
14.	Credit A&H (Group and Individual) .....	0	0	0	0	0	0	0	0	0	0	0	0
15.1	Vision Only (b).....	0	0	0	0	0	0	0	0	0	0	0	0
15.2	Dental Only (b) .....	0	0	0	0	0	0	0	0	0	0	0	0
15.3	Disability Income (b) .....	0	0	0	0	0	0	0	0	0	0	0	0
15.4	Medicare Supplement (b) .....	0	0	0	0	0	0	0	0	0	0	0	0
15.5	Medicaid Title XIX (b) .....	0	0	0	0	0	0	0	0	0	0	0	0
15.6	Medicare Title XVIII (b).....	0	0	0	0	0	0	0	0	0	0	0	0
15.7	Long-Term Care (b) .....	0	0	0	0	0	0	0	0	0	0	0	0
15.8	Federal Employees Health Benefits Plan (b) .....	0	0	0	0	0	0	0	0	0	0	0	0
15.9	Other Health (b) .....	0	0	0	0	0	0	0	0	0	0	0	0
16.	Workers' Compensation .....	4,899,745	5,280,482	0	1,806,639	1,126,943	675,497	6,677,801	46,041	16,226	645,088	900,158	84,983
17.1	Other Liability - Occurrence .....	99,557	102,283	0	49,347	0	20,032	90,209	0	(4,845)	7,178	17,033	1,681
17.2	Other Liability - Claims-Made .....	0	75	0	0	9	(25)	1,064	0	(5)	136	11	1
17.3	Excess Workers' Compensation .....	0	0	0	0	0	0	0	0	0	0	0	0
18.1	Products Liability - Occurrence .....	0	0	0	0	0	0	0	0	0	0	0	0
18.2	Products Liability - Claims-Made .....	0	0	0	0	0	0	0	0	0	0	0	0
19.1	Private Passenger Auto No-Fault (Personal Injury Protection) .....	0	0	0	0	0	0	0	0	0	0	0	0
19.2	Other Private Passenger Auto Liability .....	0	0	0	0	0	0	0	0	0	0	0	0
19.3	Commercial Auto No-Fault (Personal Injury Protection) .....	0	0	0	0	0	0	0	0	0	0	0	0
19.4	Other Commercial Auto Liability .....	16,504	9,585	0	11,395	0	(6,243)	2,391	0	(4,250)	457	4,589	254
21.1	Private Passenger Auto Physical Damage .....	0	0	0	0	0	0	0	0	0	0	0	0
21.2	Commercial Auto Physical Damage .....	19,788	12,023	0	13,572	(19,068)	(19,617)	281	31	(391)	50	5,667	307
22.	Aircraft (all perils) .....	119,879	106,492	0	96,793	0	(2,971)	39,238	0	1,187	5,342	18,815	1,996
23.	Fidelity .....	773,506	765,755	0	1,013,191	42,598	50,763	412,554	0	(233,450)	13,219	240,106	13,017
24.	Surety .....	28,734	44,155	0	49,793	0	1,501	20,743	0	(7,399)	1,742	11,067	594
26.	Burglary and Theft .....	0	0	0	0	0	0	0	0	0	0	0	0
27.	Boiler and Machinery .....	1,874	1,883	0	371	0	(221)	27	0	(483)	4	355	32
28.	Credit .....	0	0	0	0	0	0	0	0	0	0	0	0
29.	International .....	0	0	0	0	0	0	0	0	0	0	0	0
30.	Warranty .....	0	0	0	0	0	0	0	0	0	0	0	0
31.	Reins nonproportional assumed property .....	XXX	XXX	XXX	XXX	XXX	XXX	XXX	XXX	XXX	XXX	XXX	XXX
32.	Reins nonproportional assumed liability .....	XXX	XXX	XXX	XXX	XXX	XXX	XXX	XXX	XXX	XXX	XXX	XXX
33.	Reins nonproportional assumed financial lines .....	XXX	XXX	XXX	XXX	XXX	XXX	XXX	XXX	XXX	XXX	XXX	XXX
34.	Aggregate Write-Ins for Other Lines of Business .....	0	0	0	0	0	0	0	0	0	0	0	0
35.	Total (a) .....	6,020,119	6,378,271	0	3,054,217	1,151,361	717,559	7,316,025	46,071	(236,819)	701,194	1,209,577	104,138
DETAILS OF WRITE-INS													
3401.	Collateral Protection .....	0	0	0	0	0	0	0	0	0	0	0	0
3402.	Involuntary Unemployment .....	0	0	0	0	0	0	0	0	0	0	0	0
3403.	Patent Risk .....	0	0	0	0	0	0	0	0	0	0	0	0
3498.	Summary of remaining write-ins for Line 34 from overflow page .....	0	0	0	0	0	0	0	0	0	0	0	0
3499.	Totals (Lines 3401 through 3403 plus 3498)(Line 34 above) .....	0	0	0	0	0	0	0	0	0	0	0	0

(a) Finance and service charges not included in Lines 1 to 35 \$ 0  
(b) For health business on indicated lines report: Number of persons insured under PPO managed care products 0 and number of persons insured under indemnity only products 0



ANNUAL STATEMENT FOR THE YEAR 2024 OF THE GREAT AMERICAN ALLIANCE INSURANCE COMPANY

EXHIBIT OF PREMIUMS AND LOSSES

OVERFLOW PAGE FOR WRITE-INS

Additional Write-ins for Exhibit of Premiums and Losses Line 34

Line of Business	Gross Premiums, Including Policy and Membership Fees, Less Return Premiums and Premiums on Policies not Taken		3	4	5	6	7	8	9	10	11	12
	1 Direct Premiums Written	2 Direct Premiums Earned	Dividends Paid or Credited to Policyholders on Direct Business	Direct Unearned Premium Reserves	Direct Losses Paid (deducting salvage)	Direct Losses Incurred	Direct Losses Unpaid	Direct Defense and Cost Containment Expense Paid	Direct Defense and Cost Containment Expense Incurred	Direct Defense and Cost Containment Expense Unpaid	Commissions and Brokerage Expenses	Taxes, Licenses and Fees
3404. Uninsured Motorist .....	0	0	0	0	0	0	0	0	0	0	0	0
3497. Summary of remaining write-ins for Line 34 from overflow page	0	0	0	0	0	0	0	0	0	0	0	0



ANNUAL STATEMENT FOR THE YEAR 2024 OF THE GREAT AMERICAN ALLIANCE INSURANCE COMPANY

EXHIBIT OF PREMIUMS AND LOSSES (Statutory Page 14)

NAIC Group Code 0084		BUSINESS IN THE STATE OF Kansas				DURING THE YEAR 2024				NAIC Company Code 26832			
Line of Business	Gross Premiums, Including Policy and Membership Fees, Less Return Premiums and Premiums on Policies not Taken		3 Dividends Paid or Credited to Policyholders on Direct Business	4 Direct Unearned Premium Reserves	5 Direct Losses Paid (deducting salvage)	6 Direct Losses Incurred	7 Direct Losses Unpaid	8 Direct Defense and Cost Containment Expense Paid	9 Direct Defense and Cost Containment Expense Incurred	10 Direct Defense and Cost Containment Expense Unpaid	11 Commissions and Brokerage Expenses	12 Taxes, Licenses and Fees	
	1 Direct Premiums Written	2 Direct Premiums Earned											
Fire	0	0	0	0	0	0	0	0	0	0	0	0	
Allied Lines	0	0	0	0	0	22	1	0	0	1	0	0	
Multiple Peril Crop	0	0	0	0	0	0	0	0	0	0	0	0	
Federal Flood	0	0	0	0	0	0	0	0	0	0	0	0	
Private Crop	0	0	0	0	0	0	0	0	0	0	0	0	
Private Flood	0	0	0	0	0	0	0	0	0	0	0	0	
Farmowners Multiple Peril	0	0	0	0	0	(2,843)	1,422	0	(455)	(46)	0	0	
Homeowners Multiple Peril	0	0	0	0	0	0	0	0	0	0	0	0	
Commercial Multiple Peril (Non-Liability Portion)	51,327	42,492	0	31,185	15,657	22,125	9,950	0	635	1,265	10,087	480	
Commercial Multiple Peril (Liability Portion)	12,555	11,460	0	5,897	0	(1,072)	5,202	0	(223)	3,146	2,098	133	
Mortgage Guaranty	0	0	0	0	0	0	0	0	0	0	0	0	
Ocean Marine	0	0	0	0	0	0	0	0	0	0	0	0	
Inland Marine	17,460	17,901	0	44	18,856	17,749	(368)	1,072	1,111	42	3,771	240	
Pet Insurance Plans	0	0	0	0	0	0	0	0	0	0	0	0	
Financial Guaranty	0	0	0	0	0	0	0	0	0	0	0	0	
Medical Professional Liability - Occurrence	0	0	0	0	0	0	0	0	0	0	0	0	
Medical Professional Liability - Claims-Made	0	0	0	0	0	0	0	0	0	0	0	0	
Earthquake	0	0	0	0	0	0	0	0	0	0	0	0	
Comprehensive (hospital and medical) ind (b)	0	0	0	0	0	0	0	0	0	0	0	0	
Comprehensive (hospital and medical) group (b)	0	0	0	0	0	0	0	0	0	0	0	0	
Credit A&H (Group and Individual)	0	0	0	0	0	0	0	0	0	0	0	0	
Vision Only (b)	0	0	0	0	0	0	0	0	0	0	0	0	
Dental Only (b)	0	0	0	0	0	0	0	0	0	0	0	0	
Disability Income (b)	0	0	0	0	0	0	0	0	0	0	0	0	
Medicare Supplement (b)	0	0	0	0	0	0	0	0	0	0	0	0	
Medicaid Title XIX (b)	0	0	0	0	0	0	0	0	0	0	0	0	
Medicare Title XVIII (b)	0	0	0	0	0	0	0	0	0	0	0	0	
Long-Term Care (b)	0	0	0	0	0	0	0	0	0	0	0	0	
Federal Employees Health Benefits Plan (b)	0	0	0	0	0	0	0	0	0	0	0	0	
Other Health (b)	0	0	0	0	0	0	0	0	0	0	0	0	
Workers' Compensation	1,576,601	1,607,508	0	744,093	140,683	107,789	1,737,397	11,471	21,064	153,670	320,825	100,569	
Other Liability - Occurrence	46,702	28,979	0	28,670	0	(37,992)	193,981	0	(12,626)	18,505	8,805	422	
Other Liability - Claims-Made	0	16	0	0	0	57	12,412	0	27	1,430	0	(1)	
Excess Workers' Compensation	0	0	0	0	0	0	0	0	0	0	0	0	
Products Liability - Occurrence	0	0	0	0	0	(5)	6	0	(4)	(9)	0	0	
Products Liability - Claims-Made	0	0	0	0	0	0	0	0	0	0	0	0	
Private Passenger Auto No-Fault (Personal Injury Protection)	0	0	0	0	0	0	0	0	0	0	0	0	
Other Private Passenger Auto Liability	0	0	0	0	0	0	0	0	0	0	0	0	
Commercial Auto No-Fault (Personal Injury Protection)	23	23	0	15	0	(20)	68	0	(7)	12	6	0	
Other Commercial Auto Liability	4,667	4,261	0	2,679	0	(299)	6,604	0	(210)	1,258	891	42	
Private Passenger Auto Physical Damage	0	0	0	0	0	0	0	0	0	0	0	0	
Commercial Auto Physical Damage	2,840	2,533	0	1,364	0	285	1,146	0	(1)	125	434	22	
Aircraft (all perils)	90,028	76,801	0	41,902	0	(5,645)	30,633	0	257	4,105	14,091	841	
Fidelity	49,033	231,709	0	170,963	0	(1,752)	219,164	0	(60,958)	19,970	15,276	(1,095)	
Surety	57,721	41,601	0	40,264	0	3,193	17,892	0	(3,130)	2,298	22,539	438	
Burglary and Theft	0	0	0	0	0	0	0	0	0	0	0	0	
Boiler and Machinery	3,425	2,906	0	1,994	0	(61)	1,994	0	(90)	0	670	32	
Credit	0	0	0	0	0	0	0	0	0	0	0	0	
International	0	0	0	0	0	0	0	0	0	0	0	0	
Warranty	0	0	0	0	0	0	0	0	0	0	0	0	
Reins nonproportional assumed property	XXX	XXX	XXX	XXX	XXX	XXX	XXX	XXX	XXX	XXX	XXX	XXX	
Reins nonproportional assumed liability	XXX	XXX	XXX	XXX	XXX	XXX	XXX	XXX	XXX	XXX	XXX	XXX	
Reins nonproportional assumed financial lines	XXX	XXX	XXX	XXX	XXX	XXX	XXX	XXX	XXX	XXX	XXX	XXX	
Aggregate Write-Ins for Other Lines of Business	0	0	0	0	0	0	0	0	0	0	0	0	
Total (a)	1,912,383	2,068,188	0	1,069,070	175,196	101,531	2,235,510	12,543	(54,609)	205,771	399,493	102,123	
DETAILS OF WRITE-INS													
Collateral Protection	0	0	0	0	0	0	0	0	0	0	0	0	
Involuntary Unemployment	0	0	0	0	0	0	0	0	0	0	0	0	
Patent Risk	0	0	0	0	0	0	0	0	0	0	0	0	
Summary of remaining write-ins for Line 34 from overflow page	0	0	0	0	0	0	0	0	0	0	0	0	
Totals (Lines 3401 through 3403 plus 3498)(Line 34 above)	0	0	0	0	0	0	0	0	0	0	0	0	

(a) Finance and service charges not included in Lines 1 to 35 \$ .....0  
(b) For health business on indicated lines report: Number of persons insured under PPO managed care products .....0 and number of persons insured under indemnity only products .....0 .

ANNUAL STATEMENT FOR THE YEAR 2024 OF THE GREAT AMERICAN ALLIANCE INSURANCE COMPANY

EXHIBIT OF PREMIUMS AND LOSSES

OVERFLOW PAGE FOR WRITE-INS

Additional Write-ins for Exhibit of Premiums and Losses Line 34

Line of Business	Gross Premiums, Including Policy and Membership Fees, Less Return Premiums and Premiums on Policies not Taken		3	4	5	6	7	8	9	10	11	12
	1 Direct Premiums Written	2 Direct Premiums Earned	Dividends Paid or Credited to Policyholders on Direct Business	Direct Unearned Premium Reserves	Direct Losses Paid (deducting salvage)	Direct Losses Incurred	Direct Losses Unpaid	Direct Defense and Cost Containment Expense Paid	Direct Defense and Cost Containment Expense Incurred	Direct Defense and Cost Containment Expense Unpaid	Commissions and Brokerage Expenses	Taxes, Licenses and Fees
3404. Uninsured Motorist .....	0	0	0	0	0	0	0	0	0	0	0	0
3497. Summary of remaining write-ins for Line 34 from overflow page	0	0	0	0	0	0	0	0	0	0	0	0



ANNUAL STATEMENT FOR THE YEAR 2024 OF THE GREAT AMERICAN ALLIANCE INSURANCE COMPANY

EXHIBIT OF PREMIUMS AND LOSSES (Statutory Page 14)

NAIC Group Code 0084

BUSINESS IN THE STATE OF Kentucky

DURING THE YEAR 2024

NAIC Company Code 26832

Line of Business		Gross Premiums, Including Policy and Membership Fees, Less Return Premiums and Premiums on Policies not Taken		3  Dividends Paid or Credited to Policyholders on Direct Business	4  Direct Unearned Premium Reserves	5  Direct Losses Paid (deducting salvage)	6  Direct Losses Incurred	7  Direct Losses Unpaid	8  Direct Defense and Cost Containment Expense Paid	9  Direct Defense and Cost Containment Expense Incurred	10  Direct Defense and Cost Containment Expense Unpaid	11  Commissions and Brokerage Expenses	12  Taxes, Licenses and Fees
		1 Direct Premiums Written	2 Direct Premiums Earned										
1.	Fire .....	0	0	0	0	0	0	0	0	0	0	0	0
2.1	Allied Lines .....	26,859	25,548	0	26,859	0	(4,001)	2,215	0	(415)	236	6,152	704
2.2	Multiple Peril Crop .....	0	0	0	0	0	0	0	0	0	0	0	0
2.3	Federal Flood .....	0	0	0	0	0	0	0	0	0	0	0	0
2.4	Private Crop .....	0	0	0	0	0	0	0	0	0	0	0	0
2.5	Private Flood .....	0	0	0	0	0	0	0	0	0	0	0	0
3.	Farmowners Multiple Peril .....	577,264	617,139	0	368,377	126,370	111,671	268,990	0	(311)	36,361	124,333	16,609
4.	Homeowners Multiple Peril .....	0	0	0	0	0	0	0	0	0	0	0	0
5.1	Commercial Multiple Peril (Non-Liability Portion) .....	472,576	433,533	0	225,856	294,405	178,716	42,880	5,830	(32,576)	16,857	65,270	12,179
5.2	Commercial Multiple Peril (Liability Portion) .....	230,425	298,031	0	56,775	0	(15,768)	59,361	1,525	20,787	69,843	13,055	6,178
6.	Mortgage Guaranty .....	0	0	0	0	0	0	0	0	0	0	0	0
8.	Ocean Marine .....	0	0	0	0	0	0	0	0	0	0	0	0
9.1	Inland Marine .....	176,303	179,147	0	76,897	8,519	52,349	63,239	2,679	3,247	6,448	21,908	5,183
9.2	Pet Insurance Plans .....	0	0	0	0	0	0	0	0	0	0	0	0
10.	Financial Guaranty .....	0	0	0	0	0	0	0	0	0	0	0	0
11.1	Medical Professional Liability - Occurrence .....	0	0	0	0	0	0	0	0	0	0	0	0
11.2	Medical Professional Liability - Claims-Made .....	0	0	0	0	0	0	0	0	0	0	0	0
12.	Earthquake .....	41,723	46,514	0	22,966	0	1,448	4,669	0	383	520	10,909	1,136
13.1	Comprehensive (hospital and medical) ind (b) .....	0	0	0	0	0	0	0	0	0	0	0	0
13.2	Comprehensive (hospital and medical) group (b) .....	0	0	0	0	0	0	0	0	0	0	0	0
14.	Credit A&H (Group and Individual) .....	0	0	0	0	0	0	0	0	0	0	0	0
15.1	Vision Only (b).....	0	0	0	0	0	0	0	0	0	0	0	0
15.2	Dental Only (b) .....	0	0	0	0	0	0	0	0	0	0	0	0
15.3	Disability Income (b) .....	0	0	0	0	0	0	0	0	0	0	0	0
15.4	Medicare Supplement (b) .....	0	0	0	0	0	0	0	0	0	0	0	0
15.5	Medicaid Title XIX (b) .....	0	0	0	0	0	0	0	0	0	0	0	0
15.6	Medicare Title XVIII (b).....	0	0	0	0	0	0	0	0	0	0	0	0
15.7	Long-Term Care (b) .....	0	0	0	0	0	0	0	0	0	0	0	0
15.8	Federal Employees Health Benefits Plan (b) .....	0	0	0	0	0	0	0	0	0	0	0	0
15.9	Other Health (b) .....	0	0	0	0	0	0	0	0	0	0	0	0
16.	Workers' Compensation .....	3,703,645	3,592,863	0	1,326,590	51,640	773,033	4,834,397	10,610	(13,094)	433,408	505,722	22,601
17.1	Other Liability - Occurrence .....	767,074	724,524	0	421,044	30,000	(183,419)	983,255	5,143	(23,888)	79,579	98,586	20,161
17.2	Other Liability - Claims-Made .....	0	0	0	0	0	(18)	8,311	0	(3)	930	0	0
17.3	Excess Workers' Compensation .....	0	0	0	0	0	0	0	0	0	0	0	0
18.1	Products Liability - Occurrence .....	0	0	0	0	0	100	326	0	(25)	77	0	0
18.2	Products Liability - Claims-Made .....	0	0	0	0	0	0	0	0	0	0	0	0
19.1	Private Passenger Auto No-Fault (Personal Injury Protection) .....	0	0	0	0	0	0	0	0	0	0	0	0
19.2	Other Private Passenger Auto Liability .....	0	0	0	0	0	0	0	0	0	0	0	0
19.3	Commercial Auto No-Fault (Personal Injury Protection) .....	6,535	6,466	0	3,656	0	(264)	3,838	0	(870)	500	1,473	176
19.4	Other Commercial Auto Liability .....	208,202	204,267	0	119,986	118,730	102,831	163,053	277	(29,792)	15,834	47,498	5,614
21.1	Private Passenger Auto Physical Damage .....	0	0	0	0	0	0	0	0	0	0	0	0
21.2	Commercial Auto Physical Damage .....	133,928	108,784	0	80,880	64,404	62,837	8,710	1,545	104	1,043	31,642	3,462
22.	Aircraft (all perils) .....	(1,868)	(965)	0	0	0	(6,745)	7,020	0	(352)	964	(280)	(37)
23.	Fidelity .....	373,137	292,783	0	416,449	206,540	217,916	161,492	0	(79,033)	9,115	115,713	8,800
24.	Surety .....	31,061	33,331	0	15,567	0	1,977	20,452	0	191	3,820	14,025	977
26.	Burglary and Theft .....	32	32	0	8	0	0	1	0	0	0	7	1
27.	Boiler and Machinery .....	46,305	44,717	0	23,959	0	(3,551)	4,229	0	1,588	2,005	6,387	1,224
28.	Credit .....	0	0	0	0	0	(15)	1	0	0	0	0	0
29.	International .....	0	0	0	0	0	0	0	0	0	0	0	0
30.	Warranty .....	0	0	0	0	0	0	0	0	0	0	0	0
31.	Reins nonproportional assumed property .....	XXX	XXX	XXX	XXX	XXX	XXX	XXX	XXX	XXX	XXX	XXX	XXX
32.	Reins nonproportional assumed liability .....	XXX	XXX	XXX	XXX	XXX	XXX	XXX	XXX	XXX	XXX	XXX	XXX
33.	Reins nonproportional assumed financial lines .....	XXX	XXX	XXX	XXX	XXX	XXX	XXX	XXX	XXX	XXX	XXX	XXX
34.	Aggregate Write-Ins for Other Lines of Business .....	0	0	0	0	0	0	0	0	0	0	0	0
35.	Total (a) .....	6,793,201	6,606,713	0	3,185,867	900,607	1,289,096	6,636,439	27,609	(154,057)	677,540	1,062,400	104,968
DETAILS OF WRITE-INS													
3401.	Collateral Protection .....	0	0	0	0	0	0	0	0	0	0	0	0
3402.	Involuntary Unemployment .....	0	0	0	0	0	0	0	0	0	0	0	0
3403.	Patent Risk .....	0	0	0	0	0	0	0	0	0	0	0	0
3498.	Summary of remaining write-ins for Line 34 from overflow page .....	0	0	0	0	0	0	0	0	0	0	0	0
3499.	Totals (Lines 3401 through 3403 plus 3498)(Line 34 above) .....	0	0	0	0	0	0	0	0	0	0	0	0

(a) Finance and service charges not included in Lines 1 to 35 \$ .....0  
(b) For health business on indicated lines report: Number of persons insured under PPO managed care products .....0 and number of persons insured under indemnity only products .....0 .

ANNUAL STATEMENT FOR THE YEAR 2024 OF THE GREAT AMERICAN ALLIANCE INSURANCE COMPANY

EXHIBIT OF PREMIUMS AND LOSSES

OVERFLOW PAGE FOR WRITE-INS

Additional Write-ins for Exhibit of Premiums and Losses Line 34

Line of Business	Gross Premiums, Including Policy and Membership Fees, Less Return Premiums and Premiums on Policies not Taken		3	4	5	6	7	8	9	10	11	12
	1 Direct Premiums Written	2 Direct Premiums Earned	Dividends Paid or Credited to Policyholders on Direct Business	Direct Unearned Premium Reserves	Direct Losses Paid (deducting salvage)	Direct Losses Incurred	Direct Losses Unpaid	Direct Defense and Cost Containment Expense Paid	Direct Defense and Cost Containment Expense Incurred	Direct Defense and Cost Containment Expense Unpaid	Commissions and Brokerage Expenses	Taxes, Licenses and Fees
3404. Uninsured Motorist .....	0	0	0	0	0	0	0	0	0	0	0	0
3497. Summary of remaining write-ins for Line 34 from overflow page	0	0	0	0	0	0	0	0	0	0	0	0



ANNUAL STATEMENT FOR THE YEAR 2024 OF THE GREAT AMERICAN ALLIANCE INSURANCE COMPANY

EXHIBIT OF PREMIUMS AND LOSSES (Statutory Page 14)

NAIC Group Code 0084		BUSINESS IN THE STATE OF Louisiana				DURING THE YEAR 2024				NAIC Company Code 26832			
Line of Business	Gross Premiums, Including Policy and Membership Fees, Less Return Premiums and Premiums on Policies not Taken		3 Dividends Paid or Credited to Policyholders on Direct Business	4 Direct Unearned Premium Reserves	5 Direct Losses Paid (deducting salvage)	6 Direct Losses Incurred	7 Direct Losses Unpaid	8 Direct Defense and Cost Containment Expense Paid	9 Direct Defense and Cost Containment Expense Incurred	10 Direct Defense and Cost Containment Expense Unpaid	11 Commissions and Brokerage Expenses	12 Taxes, Licenses and Fees	
	1 Direct Premiums Written	2 Direct Premiums Earned											
Fire	0	0	0	0	0	(2)	0	0	(4)	1	0	0	
Allied Lines	0	0	0	0	0	(5)	1	0	(4)	1	0	0	
Multiple Peril Crop	0	0	0	0	0	0	0	0	0	0	0	0	
Federal Flood	0	0	0	0	0	0	0	0	0	0	0	0	
Private Crop	0	0	0	0	0	0	0	0	0	0	0	0	
Private Flood	0	0	0	0	0	0	0	0	0	0	0	0	
Farmowners Multiple Peril	0	0	0	0	0	0	0	0	0	0	0	0	
Homeowners Multiple Peril	0	0	0	0	0	0	0	0	0	0	0	0	
Commercial Multiple Peril (Non-Liability Portion)	75,952	61,979	0	34,950	0	5,098	6,794	0	2,193	2,355	12,459	3,450	
Commercial Multiple Peril (Liability Portion)	24,674	23,351	0	10,637	0	(10,684)	10,068	0	2,088	4,846	4,085	1,254	
Mortgage Guaranty	0	0	0	0	0	0	0	0	0	0	0	0	
Ocean Marine	0	0	0	0	0	0	0	0	0	0	0	0	
Inland Marine	42,611	42,611	0	0	17,474	15,219	(993)	6,265	6,359	95	8,949	2,353	
Pet Insurance Plans	0	0	0	0	0	0	0	0	0	0	0	0	
Financial Guaranty	0	0	0	0	0	0	0	0	0	0	0	0	
Medical Professional Liability - Occurrence	0	0	0	0	0	0	0	0	0	0	0	0	
Medical Professional Liability - Claims-Made	0	0	0	0	0	0	0	0	0	0	0	0	
Earthquake	0	0	0	0	0	0	0	0	0	0	0	0	
Comprehensive (hospital and medical) ind (b)	0	0	0	0	0	0	0	0	0	0	0	0	
Comprehensive (hospital and medical) group (b)	0	0	0	0	0	0	0	0	0	0	0	0	
Credit A&H (Group and Individual)	0	0	0	0	0	0	0	0	0	0	0	0	
Vision Only (b)	0	0	0	0	0	0	0	0	0	0	0	0	
Dental Only (b)	0	0	0	0	0	0	0	0	0	0	0	0	
Disability Income (b)	0	0	0	0	0	0	0	0	0	0	0	0	
Medicare Supplement (b)	0	0	0	0	0	0	0	0	0	0	0	0	
Medicaid Title XIX (b)	0	0	0	0	0	0	0	0	0	0	0	0	
Medicare Title XVIII (b)	0	0	0	0	0	0	0	0	0	0	0	0	
Long-Term Care (b)	0	0	0	0	0	0	0	0	0	0	0	0	
Federal Employees Health Benefits Plan (b)	0	0	0	0	0	0	0	0	0	0	0	0	
Other Health (b)	0	0	0	0	0	0	0	0	0	0	0	0	
Workers' Compensation	4,110,110	4,106,654	0	1,163,310	2,302,607	4,333,404	12,336,548	239,934	176,979	608,568	361,470	401,648	
Other Liability - Occurrence	109,364	103,007	0	95,528	0	22,283	330,115	3,225	(5,434)	39,267	20,846	6,862	
Other Liability - Claims-Made	0	0	0	0	0	(2)	11,005	0	0	1,757	0	0	
Excess Workers' Compensation	0	0	0	0	0	0	0	0	0	0	0	0	
Products Liability - Occurrence	0	0	0	0	0	0	0	0	0	0	0	0	
Products Liability - Claims-Made	0	0	0	0	0	0	0	0	0	0	0	0	
Private Passenger Auto No-Fault (Personal Injury Protection)	0	0	0	0	0	0	0	0	0	0	0	0	
Other Private Passenger Auto Liability	0	0	0	0	0	0	0	0	0	0	0	0	
Commercial Auto No-Fault (Personal Injury Protection)	0	0	0	0	0	0	0	0	0	0	0	0	
Other Commercial Auto Liability	121,246	121,168	0	71,356	213,697	38,619	308,230	39,681	(21,752)	33,224	19,008	5,939	
Private Passenger Auto Physical Damage	0	0	0	0	0	0	0	0	0	0	0	0	
Commercial Auto Physical Damage	33,915	32,031	0	18,951	38,891	37,439	17,183	483	(1,178)	1,133	6,582	1,572	
Aircraft (all perils)	50,763	75,286	0	25,719	0	(9,004)	36,163	0	231	4,201	7,614	3,181	
Fidelity	624,594	593,971	0	683,538	87,440	62,341	302,537	0	(167,634)	14,749	193,829	28,270	
Surety	13,373	22,877	0	28,037	0	(102)	12,201	0	(5,424)	492	5,283	1,460	
Burglary and Theft	0	0	0	0	0	0	0	0	0	0	0	0	
Boiler and Machinery	6,777	4,972	0	3,338	0	(1)	0	0	0	0	1,091	293	
Credit	0	0	0	0	0	0	0	0	0	0	0	0	
International	0	0	0	0	0	0	0	0	0	0	0	0	
Warranty	0	0	0	0	0	0	0	0	0	0	0	0	
Reins nonproportional assumed property	XXX	XXX	XXX	XXX	XXX	XXX	XXX	XXX	XXX	XXX	XXX	XXX	
Reins nonproportional assumed liability	XXX	XXX	XXX	XXX	XXX	XXX	XXX	XXX	XXX	XXX	XXX	XXX	
Reins nonproportional assumed financial lines	XXX	XXX	XXX	XXX	XXX	XXX	XXX	XXX	XXX	XXX	XXX	XXX	
Aggregate Write-Ins for Other Lines of Business	0	0	0	0	0	0	0	0	0	0	0	0	
Total (a)	5,213,379	5,187,908	0	2,135,364	2,660,109	4,494,604	13,369,852	289,588	(13,579)	710,688	641,216	456,285	
DETAILS OF WRITE-INS													
Collateral Protection	0	0	0	0	0	0	0	0	0	0	0	0	
Involuntary Unemployment	0	0	0	0	0	0	0	0	0	0	0	0	
Patent Risk	0	0	0	0	0	0	0	0	0	0	0	0	
Summary of remaining write-ins for Line 34 from overflow page	0	0	0	0	0	0	0	0	0	0	0	0	
Totals (Lines 3401 through 3403 plus 3498)(Line 34 above)	0	0	0	0	0	0	0	0	0	0	0	0	

(a) Finance and service charges not included in Lines 1 to 35 \$ .....0  
(b) For health business on indicated lines report: Number of persons insured under PPO managed care products .....0 and number of persons insured under indemnity only products .....0 .

ANNUAL STATEMENT FOR THE YEAR 2024 OF THE GREAT AMERICAN ALLIANCE INSURANCE COMPANY

EXHIBIT OF PREMIUMS AND LOSSES

OVERFLOW PAGE FOR WRITE-INS

Additional Write-ins for Exhibit of Premiums and Losses Line 34

Line of Business	Gross Premiums, Including Policy and Membership Fees, Less Return Premiums and Premiums on Policies not Taken		3	4	5	6	7	8	9	10	11	12
	1 Direct Premiums Written	2 Direct Premiums Earned	Dividends Paid or Credited to Policyholders on Direct Business	Direct Unearned Premium Reserves	Direct Losses Paid (deducting salvage)	Direct Losses Incurred	Direct Losses Unpaid	Direct Defense and Cost Containment Expense Paid	Direct Defense and Cost Containment Expense Incurred	Direct Defense and Cost Containment Expense Unpaid	Commissions and Brokerage Expenses	Taxes, Licenses and Fees
3404. Uninsured Motorist .....	0	0	0	0	0	0	0	0	0	0	0	0
3497. Summary of remaining write-ins for Line 34 from overflow page	0	0	0	0	0	0	0	0	0	0	0	0



ANNUAL STATEMENT FOR THE YEAR 2024 OF THE GREAT AMERICAN ALLIANCE INSURANCE COMPANY

EXHIBIT OF PREMIUMS AND LOSSES (Statutory Page 14)

NAIC Group Code 0084 BUSINESS IN THE STATE OF Maine DURING THE YEAR 2024 NAIC Company Code 26832

Line of Business		Gross Premiums, Including Policy and Membership Fees, Less Return Premiums and Premiums on Policies not Taken		3  Dividends Paid or Credited to Policyholders on Direct Business	4  Direct Unearned Premium Reserves	5  Direct Losses Paid (deducting salvage)	6  Direct Losses Incurred	7  Direct Losses Unpaid	8  Direct Defense and Cost Containment Expense Paid	9  Direct Defense and Cost Containment Expense Incurred	10  Direct Defense and Cost Containment Expense Unpaid	11  Commissions and Brokerage Expenses	12  Taxes, Licenses and Fees
		1 Direct Premiums Written	2 Direct Premiums Earned										
1.	Fire .....	0	0	0	0	0	0	0	0	0	0	0	0
2.1	Allied Lines .....	0	0	0	0	0	0	0	0	0	0	0	0
2.2	Multiple Peril Crop .....	0	0	0	0	0	0	0	0	0	0	0	0
2.3	Federal Flood .....	0	0	0	0	0	0	0	0	0	0	0	0
2.4	Private Crop .....	0	0	0	0	0	0	0	0	0	0	0	0
2.5	Private Flood .....	0	0	0	0	0	0	0	0	0	0	0	0
3.	Farmowners Multiple Peril .....	0	3,139	0	0	0	(1,157)	1,258	0	(61)	211	29	11
4.	Homeowners Multiple Peril .....	0	0	0	0	0	0	0	0	0	0	0	0
5.1	Commercial Multiple Peril (Non-Liability Portion) .....	0	7,362	0	0	0	(157)	4,218	0	480	1,414	5	32
5.2	Commercial Multiple Peril (Liability Portion) .....	0	0	0	0	0	0	0	0	0	0	0	0
6.	Mortgage Guaranty .....	0	0	0	0	0	0	0	0	0	0	0	0
8.	Ocean Marine .....	0	0	0	0	0	0	0	0	0	0	0	0
9.1	Inland Marine .....	19,482	19,508	0	0	0	(3,071)	(404)	0	46	47	4,088	586
9.2	Pet Insurance Plans .....	0	0	0	0	0	0	0	0	0	0	0	0
10.	Financial Guaranty .....	0	0	0	0	0	0	0	0	0	0	0	0
11.1	Medical Professional Liability - Occurrence .....	0	0	0	0	0	0	0	0	0	0	0	0
11.2	Medical Professional Liability - Claims-Made .....	0	0	0	0	0	0	0	0	0	0	0	0
12.	Earthquake .....	0	0	0	0	0	0	0	0	0	0	0	0
13.1	Comprehensive (hospital and medical) ind (b) .....	0	0	0	0	0	0	0	0	0	0	0	0
13.2	Comprehensive (hospital and medical) group (b) .....	0	0	0	0	0	0	0	0	0	0	0	0
14.	Credit A&H (Group and Individual) .....	0	0	0	0	0	0	0	0	0	0	0	0
15.1	Vision Only (b).....	0	0	0	0	0	0	0	0	0	0	0	0
15.2	Dental Only (b) .....	0	0	0	0	0	0	0	0	0	0	0	0
15.3	Disability Income (b) .....	0	0	0	0	0	0	0	0	0	0	0	0
15.4	Medicare Supplement (b) .....	0	0	0	0	0	0	0	0	0	0	0	0
15.5	Medicaid Title XIX (b) .....	0	0	0	0	0	0	0	0	0	0	0	0
15.6	Medicare Title XVIII (b).....	0	0	0	0	0	0	0	0	0	0	0	0
15.7	Long-Term Care (b) .....	0	0	0	0	0	0	0	0	0	0	0	0
15.8	Federal Employees Health Benefits Plan (b) .....	0	0	0	0	0	0	0	0	0	0	0	0
15.9	Other Health (b) .....	0	0	0	0	0	0	0	0	0	0	0	0
16.	Workers' Compensation .....	209,332	261,652	0	101,599	5,758	339,008	563,125	731	(2,619)	33,525	2,210	5,695
17.1	Other Liability - Occurrence .....	61,198	52,699	0	25,036	0	7,285	52,256	0	(5,678)	4,307	12,602	1,455
17.2	Other Liability - Claims-Made .....	0	0	0	0	0	0	0	0	0	0	0	0
17.3	Excess Workers' Compensation .....	0	0	0	0	0	0	0	0	0	0	0	0
18.1	Products Liability - Occurrence .....	0	0	0	0	0	0	0	0	0	0	0	0
18.2	Products Liability - Claims-Made .....	0	0	0	0	0	0	0	0	0	0	0	0
19.1	Private Passenger Auto No-Fault (Personal Injury Protection) .....	0	0	0	0	0	0	0	0	0	0	0	0
19.2	Other Private Passenger Auto Liability .....	0	0	0	0	0	0	0	0	0	0	0	0
19.3	Commercial Auto No-Fault (Personal Injury Protection) .....	0	0	0	0	0	0	0	0	0	0	0	0
19.4	Other Commercial Auto Liability .....	2,069	2,033	0	782	0	(2,681)	4,367	0	(1,048)	614	622	50
21.1	Private Passenger Auto Physical Damage .....	0	0	0	0	0	0	0	0	0	0	0	0
21.2	Commercial Auto Physical Damage .....	0	7	0	0	0	(251)	353	0	(72)	36	2	0
22.	Aircraft (all perils) .....	0	0	0	0	0	0	0	0	0	0	0	0
23.	Fidelity .....	0	114,330	0	113,029	0	(12,465)	66,818	0	(46,216)	1,390	77	653
24.	Surety .....	18,558	24,038	0	12,711	0	1,802	9,515	0	(1,972)	1,100	7,655	453
26.	Burglary and Theft .....	0	0	0	0	0	0	0	0	0	0	0	0
27.	Boiler and Machinery .....	0	497	0	0	0	(139)	0	0	0	0	1	2
28.	Credit .....	0	0	0	0	0	(1)	0	0	0	0	0	0
29.	International .....	0	0	0	0	0	0	0	0	0	0	0	0
30.	Warranty .....	0	0	0	0	0	0	0	0	0	0	0	0
31.	Reins nonproportional assumed property .....	XXX	XXX	XXX	XXX	XXX	XXX	XXX	XXX	XXX	XXX	XXX	XXX
32.	Reins nonproportional assumed liability .....	XXX	XXX	XXX	XXX	XXX	XXX	XXX	XXX	XXX	XXX	XXX	XXX
33.	Reins nonproportional assumed financial lines .....	XXX	XXX	XXX	XXX	XXX	XXX	XXX	XXX	XXX	XXX	XXX	XXX
34.	Aggregate Write-Ins for Other Lines of Business .....	0	0	0	0	0	0	0	0	0	0	0	0
35.	Total (a) .....	310,639	485,265	0	253,157	5,758	328,174	701,507	731	(57,140)	42,643	27,290	8,938
DETAILS OF WRITE-INS													
3401.	Collateral Protection .....	0	0	0	0	0	0	0	0	0	0	0	0
3402.	Involuntary Unemployment .....	0	0	0	0	0	0	0	0	0	0	0	0
3403.	Patent Risk .....	0	0	0	0	0	0	0	0	0	0	0	0
3498.	Summary of remaining write-ins for Line 34 from overflow page .....	0	0	0	0	0	0	0	0	0	0	0	0
3499.	Totals (Lines 3401 through 3403 plus 3498)(Line 34 above) .....	0	0	0	0	0	0	0	0	0	0	0	0

(a) Finance and service charges not included in Lines 1 to 35 \$ 0  
(b) For health business on indicated lines report: Number of persons insured under PPO managed care products 0 and number of persons insured under indemnity only products 0



ANNUAL STATEMENT FOR THE YEAR 2024 OF THE GREAT AMERICAN ALLIANCE INSURANCE COMPANY

EXHIBIT OF PREMIUMS AND LOSSES

OVERFLOW PAGE FOR WRITE-INS

Additional Write-ins for Exhibit of Premiums and Losses Line 34

Line of Business	Gross Premiums, Including Policy and Membership Fees, Less Return Premiums and Premiums on Policies not Taken		3	4	5	6	7	8	9	10	11	12
	1 Direct Premiums Written	2 Direct Premiums Earned	Dividends Paid or Credited to Policyholders on Direct Business	Direct Unearned Premium Reserves	Direct Losses Paid (deducting salvage)	Direct Losses Incurred	Direct Losses Unpaid	Direct Defense and Cost Containment Expense Paid	Direct Defense and Cost Containment Expense Incurred	Direct Defense and Cost Containment Expense Unpaid	Commissions and Brokerage Expenses	Taxes, Licenses and Fees
3404. Uninsured Motorist .....	0	0	0	0	0	0	0	0	0	0	0	0
3497. Summary of remaining write-ins for Line 34 from overflow page	0	0	0	0	0	0	0	0	0	0	0	0



ANNUAL STATEMENT FOR THE YEAR 2024 OF THE GREAT AMERICAN ALLIANCE INSURANCE COMPANY

EXHIBIT OF PREMIUMS AND LOSSES (Statutory Page 14)

NAIC Group Code 0084 BUSINESS IN THE STATE OF Maryland DURING THE YEAR 2024 NAIC Company Code 26832

Line of Business		Gross Premiums, Including Policy and Membership Fees, Less Return Premiums and Premiums on Policies not Taken		3  Dividends Paid or Credited to Policyholders on Direct Business	4  Direct Unearned Premium Reserves	5  Direct Losses Paid (deducting salvage)	6  Direct Losses Incurred	7  Direct Losses Unpaid	8  Direct Defense and Cost Containment Expense Paid	9  Direct Defense and Cost Containment Expense Incurred	10  Direct Defense and Cost Containment Expense Unpaid	11  Commissions and Brokerage Expenses	12  Taxes, Licenses and Fees
		1 Direct Premiums Written	2 Direct Premiums Earned										
1.	Fire .....	0	0	0	0	0	0	0	0	0	0	0	0
2.1	Allied Lines .....	0	0	0	0	0	(3)	0	0	0	0	0	0
2.2	Multiple Peril Crop .....	0	0	0	0	0	0	0	0	0	0	0	0
2.3	Federal Flood .....	0	0	0	0	0	0	0	0	0	0	0	0
2.4	Private Crop .....	0	0	0	0	0	0	0	0	0	0	0	0
2.5	Private Flood .....	0	0	0	0	0	0	0	0	0	0	0	0
3.	Farmowners Multiple Peril .....	180,382	177,106	0	52,307	3,203	1,870	55,811	0	445	9,117	40,854	3,702
4.	Homeowners Multiple Peril .....	0	0	0	0	0	0	0	0	0	0	0	0
5.1	Commercial Multiple Peril (Non-Liability Portion) .....	167,878	177,628	0	65,591	93,847	57,624	62,946	18,114	14,835	10,798	32,983	3,452
5.2	Commercial Multiple Peril (Liability Portion) .....	61,127	39,065	0	32,844	0	(594)	179,520	3,525	24,120	35,419	11,001	1,244
6.	Mortgage Guaranty .....	0	0	0	0	0	0	0	0	0	0	0	0
8.	Ocean Marine .....	0	0	0	0	0	0	0	0	0	0	0	0
9.1	Inland Marine .....	71,192	71,310	0	3,630	21,895	18,455	414	1,466	1,572	410	15,240	2,424
9.2	Pet Insurance Plans .....	0	0	0	0	0	0	0	0	0	0	0	0
10.	Financial Guaranty .....	0	0	0	0	0	0	0	0	0	0	0	0
11.1	Medical Professional Liability - Occurrence .....	0	0	0	0	0	0	0	0	0	0	0	0
11.2	Medical Professional Liability - Claims-Made .....	0	0	0	0	0	0	0	0	0	0	0	0
12.	Earthquake .....	0	0	0	0	0	0	0	0	0	0	0	0
13.1	Comprehensive (hospital and medical) ind (b) .....	0	0	0	0	0	0	0	0	0	0	0	0
13.2	Comprehensive (hospital and medical) group (b) .....	0	0	0	0	0	0	0	0	0	0	0	0
14.	Credit A&H (Group and Individual) .....	0	0	0	0	0	0	0	0	0	0	0	0
15.1	Vision Only (b).....	0	0	0	0	0	0	0	0	0	0	0	0
15.2	Dental Only (b) .....	0	0	0	0	0	0	0	0	0	0	0	0
15.3	Disability Income (b) .....	0	0	0	0	0	0	0	0	0	0	0	0
15.4	Medicare Supplement (b) .....	0	0	0	0	0	0	0	0	0	0	0	0
15.5	Medicaid Title XIX (b) .....	0	0	0	0	0	0	0	0	0	0	0	0
15.6	Medicare Title XVIII (b).....	0	0	0	0	0	0	0	0	0	0	0	0
15.7	Long-Term Care (b) .....	0	0	0	0	0	0	0	0	0	0	0	0
15.8	Federal Employees Health Benefits Plan (b) .....	0	0	0	0	0	0	0	0	0	0	0	0
15.9	Other Health (b) .....	0	0	0	0	0	0	0	0	0	0	0	0
16.	Workers' Compensation .....	2,525,361	2,177,873	0	950,864	223,198	671,721	1,911,192	22,924	48,950	205,118	397,306	84,909
17.1	Other Liability - Occurrence .....	897,069	807,847	0	508,933	149,962	272,732	2,860,081	197,608	28,121	308,926	156,063	18,455
17.2	Other Liability - Claims-Made .....	0	213	0	0	3	1,946	4,102	0	1,187	2,484	11	2
17.3	Excess Workers' Compensation .....	0	0	0	0	0	0	0	0	0	0	0	0
18.1	Products Liability - Occurrence .....	6,871	21,996	0	503	0	1,626	62,400	0	(7,666)	23,028	1,436	154
18.2	Products Liability - Claims-Made .....	0	0	0	0	0	0	0	0	0	0	0	0
19.1	Private Passenger Auto No-Fault (Personal Injury Protection) .....	0	0	0	0	0	0	0	0	0	0	0	0
19.2	Other Private Passenger Auto Liability .....	0	0	0	0	0	0	0	0	0	0	0	0
19.3	Commercial Auto No-Fault (Personal Injury Protection) .....	683	846	0	387	0	326	1,309	0	(3)	197	130	14
19.4	Other Commercial Auto Liability .....	71,125	92,793	0	35,184	0	28,665	124,958	0	(1,373)	21,324	14,131	1,498
21.1	Private Passenger Auto Physical Damage .....	0	0	0	0	0	0	0	0	0	0	0	0
21.2	Commercial Auto Physical Damage .....	34,944	27,995	0	18,264	29,577	32,206	8,109	0	52	1,026	6,942	716
22.	Aircraft (all perils) .....	126,453	449,704	0	8,682	0	(13,058)	156,490	0	5,389	22,036	20,232	2,717
23.	Fidelity .....	445,443	399,224	0	356,829	0	(27,104)	233,029	0	(158,717)	5,547	138,267	9,047
24.	Surety .....	39,491	46,840	0	28,957	0	(3,002)	32,082	0	(4,408)	5,267	18,601	811
26.	Burglary and Theft .....	0	0	0	0	0	(5)	0	0	0	0	0	0
27.	Boiler and Machinery .....	11,704	11,187	0	4,937	14,922	14,676	81	2	(174)	0	2,170	240
28.	Credit .....	0	0	0	0	0	(2)	36	0	0	0	0	0
29.	International .....	0	0	0	0	0	0	0	0	0	0	0	0
30.	Warranty .....	0	0	0	0	0	0	0	0	0	0	0	0
31.	Reins nonproportional assumed property .....	XXX	XXX	XXX	XXX	XXX	XXX	XXX	XXX	XXX	XXX	XXX	XXX
32.	Reins nonproportional assumed liability .....	XXX	XXX	XXX	XXX	XXX	XXX	XXX	XXX	XXX	XXX	XXX	XXX
33.	Reins nonproportional assumed financial lines .....	XXX	XXX	XXX	XXX	XXX	XXX	XXX	XXX	XXX	XXX	XXX	XXX
34.	Aggregate Write-Ins for Other Lines of Business .....	0	0	0	0	0	0	0	0	0	0	0	0
35.	Total (a) .....	4,639,798	4,501,627	0	2,067,915	536,603	1,058,080	5,692,560	243,638	(45,670)	650,697	855,367	129,383
DETAILS OF WRITE-INS													
3401.	Collateral Protection .....	0	0	0	0	0	0	0	0	0	0	0	0
3402.	Involuntary Unemployment .....	0	0	0	0	0	0	0	0	0	0	0	0
3403.	Patent Risk .....	0	0	0	0	0	0	0	0	0	0	0	0
3498.	Summary of remaining write-ins for Line 34 from overflow page .....	0	0	0	0	0	0	0	0	0	0	0	0
3499.	Totals (Lines 3401 through 3403 plus 3498)(Line 34 above) .....	0	0	0	0	0	0	0	0	0	0	0	0

(a) Finance and service charges not included in Lines 1 to 35 \$ 0  
(b) For health business on indicated lines report: Number of persons insured under PPO managed care products 0 and number of persons insured under indemnity only products 0

ANNUAL STATEMENT FOR THE YEAR 2024 OF THE GREAT AMERICAN ALLIANCE INSURANCE COMPANY

EXHIBIT OF PREMIUMS AND LOSSES

OVERFLOW PAGE FOR WRITE-INS

Additional Write-ins for Exhibit of Premiums and Losses Line 34

Line of Business	Gross Premiums, Including Policy and Membership Fees, Less Return Premiums and Premiums on Policies not Taken		3	4	5	6	7	8	9	10	11	12
	1 Direct Premiums Written	2 Direct Premiums Earned	Dividends Paid or Credited to Policyholders on Direct Business	Direct Unearned Premium Reserves	Direct Losses Paid (deducting salvage)	Direct Losses Incurred	Direct Losses Unpaid	Direct Defense and Cost Containment Expense Paid	Direct Defense and Cost Containment Expense Incurred	Direct Defense and Cost Containment Expense Unpaid	Commissions and Brokerage Expenses	Taxes, Licenses and Fees
3404. Uninsured Motorist .....	0	0	0	0	0	0	0	0	0	0	0	0
3497. Summary of remaining write-ins for Line 34 from overflow page	0	0	0	0	0	0	0	0	0	0	0	0



ANNUAL STATEMENT FOR THE YEAR 2024 OF THE GREAT AMERICAN ALLIANCE INSURANCE COMPANY

EXHIBIT OF PREMIUMS AND LOSSES (Statutory Page 14)

NAIC Group Code 0084 BUSINESS IN THE STATE OF Massachusetts DURING THE YEAR 2024 NAIC Company Code 26832

Line of Business		Gross Premiums, Including Policy and Membership Fees, Less Return Premiums and Premiums on Policies not Taken		Dividends Paid or Credited to Policyholders on Direct Business	Direct Unearned Premium Reserves	Direct Losses Paid (deducting salvage)	Direct Losses Incurred	Direct Losses Unpaid	Direct Defense and Cost Containment Expense Paid	Direct Defense and Cost Containment Expense Incurred	Direct Defense and Cost Containment Expense Unpaid	Commissions and Brokerage Expenses	Taxes, Licenses and Fees
		1 Direct Premiums Written	2 Direct Premiums Earned										
1.	Fire .....	8,480	8,460	0	151	0	302	889	0	2	49	1,286	329
2.1	Allied Lines .....	15,888	19,925	0	654	0	(730)	1,813	0	(14)	135	2,533	620
2.2	Multiple Peril Crop .....	0	0	0	0	0	0	0	0	0	0	0	0
2.3	Federal Flood .....	0	0	0	0	0	0	0	0	0	0	0	0
2.4	Private Crop .....	0	0	0	0	0	0	0	0	0	0	0	0
2.5	Private Flood .....	0	0	0	0	0	0	0	0	0	0	0	0
3.	Farmowners Multiple Peril .....	147,651	120,077	0	83,633	(168,750)	(170,332)	63,090	328	1,953	5,484	36,922	5,452
4.	Homeowners Multiple Peril .....	0	0	0	0	0	0	0	0	0	0	0	0
5.1	Commercial Multiple Peril (Non-Liability Portion) .....	520,691	520,887	0	174,777	108,028	42,718	237,245	12,610	48,491	60,394	105,215	21,030
5.2	Commercial Multiple Peril (Liability Portion) .....	295,179	264,448	0	84,125	1,514,445	1,790,691	649,055	30,241	10,554	178,662	57,113	12,084
6.	Mortgage Guaranty .....	0	0	0	0	0	0	0	0	0	0	0	0
8.	Ocean Marine .....	0	0	0	0	0	0	0	0	0	0	0	0
9.1	Inland Marine .....	99,109	98,425	0	12,068	12,689	4,974	3,781	0	(2,033)	1,005	22,277	4,945
9.2	Pet Insurance Plans .....	0	0	0	0	0	0	0	0	0	0	0	0
10.	Financial Guaranty .....	0	0	0	0	0	0	0	0	0	0	0	0
11.1	Medical Professional Liability - Occurrence .....	0	0	0	0	0	0	0	0	0	0	0	0
11.2	Medical Professional Liability - Claims-Made .....	0	0	0	0	0	0	0	0	0	0	0	0
12.	Earthquake .....	10,442	7,520	0	6,564	0	358	942	0	143	143	2,602	382
13.1	Comprehensive (hospital and medical) ind (b) .....	0	0	0	0	0	0	0	0	0	0	0	0
13.2	Comprehensive (hospital and medical) group (b) .....	0	0	0	0	0	0	0	0	0	0	0	0
14.	Credit A&H (Group and Individual) .....	0	0	0	0	0	0	0	0	0	0	0	0
15.1	Vision Only (b).....	0	0	0	0	0	0	0	0	0	0	0	0
15.2	Dental Only (b) .....	0	0	0	0	0	0	0	0	0	0	0	0
15.3	Disability Income (b) .....	0	0	0	0	0	0	0	0	0	0	0	0
15.4	Medicare Supplement (b) .....	0	0	0	0	0	0	0	0	0	0	0	0
15.5	Medicaid Title XIX (b) .....	0	0	0	0	0	0	0	0	0	0	0	0
15.6	Medicare Title XVIII (b).....	0	0	0	0	0	0	0	0	0	0	0	0
15.7	Long-Term Care (b) .....	0	0	0	0	0	0	0	0	0	0	0	0
15.8	Federal Employees Health Benefits Plan (b) .....	0	0	0	0	0	0	0	0	0	0	0	0
15.9	Other Health (b) .....	0	0	0	0	0	0	0	0	0	0	0	0
16.	Workers' Compensation .....	1,373,059	1,351,587	0	516,011	44,430	350,259	1,278,537	12,879	38,236	148,972	221,684	58,577
17.1	Other Liability - Occurrence .....	2,442,491	2,074,993	0	1,247,040	2,021	1,280,903	5,127,517	0	206	573,761	315,294	89,308
17.2	Other Liability - Claims-Made .....	27,833	21,087	0	8,464	0	(2,111)	10,190	0	2,652	5,228	5,101	1,088
17.3	Excess Workers' Compensation .....	0	0	0	0	0	0	0	0	0	0	0	0
18.1	Products Liability - Occurrence .....	(120)	120	0	122	0	(1,617)	1,946	0	(841)	1,032	2	4
18.2	Products Liability - Claims-Made .....	0	0	0	0	0	0	0	0	0	0	0	0
19.1	Private Passenger Auto No-Fault (Personal Injury Protection) .....	0	0	0	0	0	0	0	0	0	0	0	0
19.2	Other Private Passenger Auto Liability .....	0	0	0	0	0	0	0	0	0	0	0	0
19.3	Commercial Auto No-Fault (Personal Injury Protection) .....	1,089	1,213	0	393	0	906	1,924	0	154	916	153	54
19.4	Other Commercial Auto Liability .....	111,262	96,822	0	50,747	10,441	16,409	138,039	32	1,766	31,067	17,629	4,424
21.1	Private Passenger Auto Physical Damage .....	0	0	0	0	0	0	0	0	0	0	0	0
21.2	Commercial Auto Physical Damage .....	41,437	35,036	0	20,501	1,342	2,855	9,447	0	402	1,557	6,585	1,613
22.	Aircraft (all perils) .....	18,720	18,727	0	2,404	0	(4,062)	11,489	0	111	1,489	2,808	738
23.	Fidelity .....	1,212,611	943,398	0	1,238,611	175,590	189,852	411,093	0	(203,069)	15,612	376,380	47,583
24.	Surety .....	153,841	107,216	0	123,883	0	(3,647)	62,543	0	(20,977)	4,824	54,160	7,134
26.	Burglary and Theft .....	75	101	0	33	0	(48)	0	0	0	0	17	3
27.	Boiler and Machinery .....	45,480	43,680	0	13,691	138,035	113,979	520	0	1,675	84	8,725	1,816
28.	Credit .....	449	441	0	38	0	0	0	0	0	0	169	18
29.	International .....	0	0	0	0	0	0	0	0	0	0	0	0
30.	Warranty .....	0	0	0	0	0	0	0	0	0	0	0	0
31.	Reins nonproportional assumed property .....	XXX	XXX	XXX	XXX	XXX	XXX	XXX	XXX	XXX	XXX	XXX	XXX
32.	Reins nonproportional assumed liability .....	XXX	XXX	XXX	XXX	XXX	XXX	XXX	XXX	XXX	XXX	XXX	XXX
33.	Reins nonproportional assumed financial lines .....	XXX	XXX	XXX	XXX	XXX	XXX	XXX	XXX	XXX	XXX	XXX	XXX
34.	Aggregate Write-Ins for Other Lines of Business .....	0	0	0	0	0	0	0	0	0	0	0	0
35.	Total (a) .....	6,525,667	5,734,162	0	3,583,912	1,838,271	3,611,658	8,010,061	56,090	(120,589)	1,030,413	1,236,657	257,201
DETAILS OF WRITE-INS													
3401.	Collateral Protection .....	0	0	0	0	0	0	0	0	0	0	0	0
3402.	Involuntary Unemployment .....	0	0	0	0	0	0	0	0	0	0	0	0
3403.	Patent Risk .....	0	0	0	0	0	0	0	0	0	0	0	0
3498.	Summary of remaining write-ins for Line 34 from overflow page .....	0	0	0	0	0	0	0	0	0	0	0	0
3499.	Totals (Lines 3401 through 3403 plus 3498)(Line 34 above) .....	0	0	0	0	0	0	0	0	0	0	0	0

(a) Finance and service charges not included in Lines 1 to 35 \$ 0  
(b) For health business on indicated lines report: Number of persons insured under PPO managed care products 0 and number of persons insured under indemnity only products 0

ANNUAL STATEMENT FOR THE YEAR 2024 OF THE GREAT AMERICAN ALLIANCE INSURANCE COMPANY

EXHIBIT OF PREMIUMS AND LOSSES

OVERFLOW PAGE FOR WRITE-INS

Additional Write-ins for Exhibit of Premiums and Losses Line 34

Line of Business	Gross Premiums, Including Policy and Membership Fees, Less Return Premiums and Premiums on Policies not Taken		3	4	5	6	7	8	9	10	11	12
	1 Direct Premiums Written	2 Direct Premiums Earned	Dividends Paid or Credited to Policyholders on Direct Business	Direct Unearned Premium Reserves	Direct Losses Paid (deducting salvage)	Direct Losses Incurred	Direct Losses Unpaid	Direct Defense and Cost Containment Expense Paid	Direct Defense and Cost Containment Expense Incurred	Direct Defense and Cost Containment Expense Unpaid	Commissions and Brokerage Expenses	Taxes, Licenses and Fees
3404. Uninsured Motorist .....	0	0	0	0	0	0	0	0	0	0	0	0
3497. Summary of remaining write-ins for Line 34 from overflow page	0	0	0	0	0	0	0	0	0	0	0	0



ANNUAL STATEMENT FOR THE YEAR 2024 OF THE GREAT AMERICAN ALLIANCE INSURANCE COMPANY

EXHIBIT OF PREMIUMS AND LOSSES (Statutory Page 14)

NAIC Group Code 0084 BUSINESS IN THE STATE OF Michigan DURING THE YEAR 2024 NAIC Company Code 26832

Line of Business		Gross Premiums, Including Policy and Membership Fees, Less Return Premiums and Premiums on Policies not Taken		3  Dividends Paid or Credited to Policyholders on Direct Business	4  Direct Unearned Premium Reserves	5  Direct Losses Paid (deducting salvage)	6  Direct Losses Incurred	7  Direct Losses Unpaid	8  Direct Defense and Cost Containment Expense Paid	9  Direct Defense and Cost Containment Expense Incurred	10  Direct Defense and Cost Containment Expense Unpaid	11  Commissions and Brokerage Expenses	12  Taxes, Licenses and Fees
		1 Direct Premiums Written	2 Direct Premiums Earned										
1.	Fire .....	0	0	0	0	0	0	0	0	0	0	0	0
2.1	Allied Lines .....	0	0	0	0	0	139	7	0	0	8	0	0
2.2	Multiple Peril Crop .....	0	0	0	0	0	0	0	0	0	0	0	0
2.3	Federal Flood .....	0	0	0	0	0	0	0	0	0	0	0	0
2.4	Private Crop .....	0	0	0	0	0	0	0	0	0	0	0	0
2.5	Private Flood .....	0	0	0	0	0	0	0	0	0	0	0	0
3.	Farmowners Multiple Peril .....	187,878	180,395	0	103,421	184,090	103,472	39,021	0	2,543	6,802	41,847	2,016
4.	Homeowners Multiple Peril .....	0	0	0	0	0	0	0	0	0	0	0	0
5.1	Commercial Multiple Peril (Non-Liability Portion) .....	129,579	125,281	0	55,943	91,509	(698)	35,413	102	(18,016)	3,991	30,173	1,389
5.2	Commercial Multiple Peril (Liability Portion) .....	50,990	45,842	0	18,597	1,280	67,873	113,280	2	(4,117)	11,313	10,957	539
6.	Mortgage Guaranty .....	0	0	0	0	0	0	0	0	0	0	0	0
8.	Ocean Marine .....	0	0	0	0	0	0	0	0	0	0	0	0
9.1	Inland Marine .....	103,906	104,717	0	13,904	9,701	(11,287)	11,450	6,559	(994)	1,016	23,220	1,160
9.2	Pet Insurance Plans .....	0	0	0	0	0	0	0	0	0	0	0	0
10.	Financial Guaranty .....	0	0	0	0	0	0	0	0	0	0	0	0
11.1	Medical Professional Liability - Occurrence .....	0	0	0	0	0	0	0	0	0	0	0	0
11.2	Medical Professional Liability - Claims-Made .....	0	0	0	0	0	0	0	0	0	0	0	0
12.	Earthquake .....	3,750	3,709	0	2,024	0	164	728	0	111	111	1,165	40
13.1	Comprehensive (hospital and medical) ind (b) .....	0	0	0	0	0	0	0	0	0	0	0	0
13.2	Comprehensive (hospital and medical) group (b) .....	0	0	0	0	0	0	0	0	0	0	0	0
14.	Credit A&H (Group and Individual) .....	0	0	0	0	0	0	0	0	0	0	0	0
15.1	Vision Only (b).....	0	0	0	0	0	0	0	0	0	0	0	0
15.2	Dental Only (b) .....	0	0	0	0	0	0	0	0	0	0	0	0
15.3	Disability Income (b) .....	0	0	0	0	0	0	0	0	0	0	0	0
15.4	Medicare Supplement (b) .....	0	0	0	0	0	0	0	0	0	0	0	0
15.5	Medicaid Title XIX (b) .....	0	0	0	0	0	0	0	0	0	0	0	0
15.6	Medicare Title XVIII (b).....	0	0	0	0	0	0	0	0	0	0	0	0
15.7	Long-Term Care (b) .....	0	0	0	0	0	0	0	0	0	0	0	0
15.8	Federal Employees Health Benefits Plan (b) .....	0	0	0	0	0	0	0	0	0	0	0	0
15.9	Other Health (b) .....	0	0	0	0	0	0	0	0	0	0	0	0
16.	Workers' Compensation .....	4,860,204	5,045,222	0	2,142,951	376,697	(534,926)	5,292,769	20,635	38,811	727,038	788,871	53,640
17.1	Other Liability - Occurrence .....	927,464	939,869	0	439,149	0	889,199	2,399,204	820	(50,796)	308,219	132,855	10,223
17.2	Other Liability - Claims-Made .....	151	79	0	5	122,334	(68,037)	341,984	0	(2,247)	27,697	13	1
17.3	Excess Workers' Compensation .....	0	0	0	0	0	0	0	0	0	0	0	0
18.1	Products Liability - Occurrence .....	246	185	0	61	0	(19)	51	0	(2)	6	53	2
18.2	Products Liability - Claims-Made .....	0	0	0	0	0	0	0	0	0	0	0	0
19.1	Private Passenger Auto No-Fault (Personal Injury Protection) .....	0	0	0	0	0	0	0	0	0	0	0	0
19.2	Other Private Passenger Auto Liability .....	0	0	0	0	0	0	0	0	0	0	0	0
19.3	Commercial Auto No-Fault (Personal Injury Protection) .....	46,415	48,776	0	16,683	0	(10,672)	16,525	0	2,100	13,846	8,972	504
19.4	Other Commercial Auto Liability .....	165,981	184,476	0	61,572	3,473	21,904	135,120	0	(1,237)	39,141	31,292	1,833
21.1	Private Passenger Auto Physical Damage .....	0	0	0	0	0	0	0	0	0	0	0	0
21.2	Commercial Auto Physical Damage .....	88,715	92,842	0	38,050	69,597	72,478	19,662	58	438	5,420	19,711	974
22.	Aircraft (all perils) .....	42,729	47,390	0	30,977	0	1,083	13,874	0	341	1,632	6,603	466
23.	Fidelity .....	614,323	606,170	0	685,778	47,160	37,522	317,786	0	(187,124)	10,944	190,640	6,448
24.	Surety .....	111,850	107,970	0	104,106	0	(63,262)	179,476	0	(34,114)	12,430	42,833	1,217
26.	Burglary and Theft .....	116	121	0	2	0	0	0	0	0	0	25	1
27.	Boiler and Machinery .....	12,146	14,289	0	5,645	37,232	36,449	776	0	729	107	2,953	136
28.	Credit .....	0	0	0	0	0	(36)	5	0	0	0	0	0
29.	International .....	0	0	0	0	0	0	0	0	0	0	0	0
30.	Warranty .....	0	0	0	0	0	0	0	0	0	0	0	0
31.	Reins nonproportional assumed property .....	XXX	XXX	XXX	XXX	XXX	XXX	XXX	XXX	XXX	XXX	XXX	XXX
32.	Reins nonproportional assumed liability .....	XXX	XXX	XXX	XXX	XXX	XXX	XXX	XXX	XXX	XXX	XXX	XXX
33.	Reins nonproportional assumed financial lines .....	XXX	XXX	XXX	XXX	XXX	XXX	XXX	XXX	XXX	XXX	XXX	XXX
34.	Aggregate Write-Ins for Other Lines of Business .....	0	0	0	0	0	0	0	0	0	0	0	0
35.	Total (a) .....	7,346,371	7,547,403	0	3,718,868	943,073	541,347	8,917,131	28,175	(253,568)	1,169,721	1,332,183	80,591
DETAILS OF WRITE-INS													
3401.	Collateral Protection .....	0	0	0	0	0	0	0	0	0	0	0	0
3402.	Involuntary Unemployment .....	0	0	0	0	0	0	0	0	0	0	0	0
3403.	Patent Risk .....	0	0	0	0	0	0	0	0	0	0	0	0
3498.	Summary of remaining write-ins for Line 34 from overflow page .....	0	0	0	0	0	0	0	0	0	0	0	0
3499.	Totals (Lines 3401 through 3403 plus 3498)(Line 34 above) .....	0	0	0	0	0	0	0	0	0	0	0	0

(a) Finance and service charges not included in Lines 1 to 35 \$ 0  
(b) For health business on indicated lines report: Number of persons insured under PPO managed care products 0 and number of persons insured under indemnity only products 0

ANNUAL STATEMENT FOR THE YEAR 2024 OF THE GREAT AMERICAN ALLIANCE INSURANCE COMPANY

EXHIBIT OF PREMIUMS AND LOSSES

OVERFLOW PAGE FOR WRITE-INS

Additional Write-ins for Exhibit of Premiums and Losses Line 34

Line of Business	Gross Premiums, Including Policy and Membership Fees, Less Return Premiums and Premiums on Policies not Taken		3	4	5	6	7	8	9	10	11	12
	1 Direct Premiums Written	2 Direct Premiums Earned	Dividends Paid or Credited to Policyholders on Direct Business	Direct Unearned Premium Reserves	Direct Losses Paid (deducting salvage)	Direct Losses Incurred	Direct Losses Unpaid	Direct Defense and Cost Containment Expense Paid	Direct Defense and Cost Containment Expense Incurred	Direct Defense and Cost Containment Expense Unpaid	Commissions and Brokerage Expenses	Taxes, Licenses and Fees
3404. Uninsured Motorist .....	0	0	0	0	0	0	0	0	0	0	0	0
3497. Summary of remaining write-ins for Line 34 from overflow page	0	0	0	0	0	0	0	0	0	0	0	0



ANNUAL STATEMENT FOR THE YEAR 2024 OF THE GREAT AMERICAN ALLIANCE INSURANCE COMPANY

EXHIBIT OF PREMIUMS AND LOSSES (Statutory Page 14)

NAIC Group Code 0084 BUSINESS IN THE STATE OF Minnesota DURING THE YEAR 2024 NAIC Company Code 26832

Line of Business		Gross Premiums, Including Policy and Membership Fees, Less Return Premiums and Premiums on Policies not Taken		3  Dividends Paid or Credited to Policyholders on Direct Business	4  Direct Unearned Premium Reserves	5  Direct Losses Paid (deducting salvage)	6  Direct Losses Incurred	7  Direct Losses Unpaid	8  Direct Defense and Cost Containment Expense Paid	9  Direct Defense and Cost Containment Expense Incurred	10  Direct Defense and Cost Containment Expense Unpaid	11  Commissions and Brokerage Expenses	12  Taxes, Licenses and Fees
		1 Direct Premiums Written	2 Direct Premiums Earned										
1.	Fire .....	0	0	0	0	0	0	0	0	0	0	0	0
2.1	Allied Lines .....	30	30	0	24	0	(24)	5	0	(12)	0	5	1
2.2	Multiple Peril Crop .....	0	0	0	0	0	0	0	0	0	0	0	0
2.3	Federal Flood .....	0	0	0	0	0	0	0	0	0	0	0	0
2.4	Private Crop .....	0	0	0	0	0	0	0	0	0	0	0	0
2.5	Private Flood .....	0	0	0	0	0	0	0	0	0	0	0	0
3.	Farmowners Multiple Peril .....	0	5,392	0	0	0	(1,329)	3,212	0	(128)	312	348	12
4.	Homeowners Multiple Peril .....	0	0	0	0	0	0	0	0	0	0	0	0
5.1	Commercial Multiple Peril (Non-Liability Portion) .....	203,535	474,795	0	86,640	1,362,192	1,182,311	1,248,149	119,780	60,484	107,818	35,607	5,376
5.2	Commercial Multiple Peril (Liability Portion) .....	77,205	64,003	0	38,240	0	(22,779)	50,067	0	(4,355)	10,312	11,199	1,630
6.	Mortgage Guaranty .....	0	0	0	0	0	0	0	0	0	0	0	0
8.	Ocean Marine .....	0	0	0	0	0	0	0	0	0	0	0	0
9.1	Inland Marine .....	79,093	76,476	0	10,180	13,232	25,612	15,183	1,693	3,044	1,795	12,082	1,659
9.2	Pet Insurance Plans .....	0	0	0	0	0	0	0	0	0	0	0	0
10.	Financial Guaranty .....	0	0	0	0	0	0	0	0	0	0	0	0
11.1	Medical Professional Liability - Occurrence .....	0	0	0	0	0	0	0	0	0	0	0	0
11.2	Medical Professional Liability - Claims-Made .....	0	0	0	0	0	0	0	0	0	0	0	0
12.	Earthquake .....	600	492	0	109	0	0	0	0	0	0	17	12
13.1	Comprehensive (hospital and medical) ind (b) .....	0	0	0	0	0	0	0	0	0	0	0	0
13.2	Comprehensive (hospital and medical) group (b) .....	0	0	0	0	0	0	0	0	0	0	0	0
14.	Credit A&H (Group and Individual) .....	0	0	0	0	0	0	0	0	0	0	0	0
15.1	Vision Only (b) .....	0	0	0	0	0	0	0	0	0	0	0	0
15.2	Dental Only (b) .....	0	0	0	0	0	0	0	0	0	0	0	0
15.3	Disability Income (b) .....	0	0	0	0	0	0	0	0	0	0	0	0
15.4	Medicare Supplement (b) .....	0	0	0	0	0	0	0	0	0	0	0	0
15.5	Medicaid Title XIX (b) .....	0	0	0	0	0	0	0	0	0	0	0	0
15.6	Medicare Title XVIII (b) .....	0	0	0	0	0	0	0	0	0	0	0	0
15.7	Long-Term Care (b) .....	0	0	0	0	0	0	0	0	0	0	0	0
15.8	Federal Employees Health Benefits Plan (b) .....	0	0	0	0	0	0	0	0	0	0	0	0
15.9	Other Health (b) .....	0	0	0	0	0	0	0	0	0	0	0	0
16.	Workers' Compensation .....	4,545,210	4,819,118	0	1,836,215	835,517	230,911	4,628,231	42,652	51,084	496,056	726,542	116,088
17.1	Other Liability - Occurrence .....	901,740	876,182	0	193,138	0	306,428	1,342,184	0	(9,596)	158,105	105,075	18,915
17.2	Other Liability - Claims-Made .....	0	59	0	0	0	0	8,344	0	0	140	0	0
17.3	Excess Workers' Compensation .....	0	0	0	0	0	0	0	0	0	0	0	0
18.1	Products Liability - Occurrence .....	19,356	18,382	0	995	43,130	204,348	248,619	7,900	8,858	958	834	403
18.2	Products Liability - Claims-Made .....	0	0	0	0	0	0	0	0	0	0	0	0
19.1	Private Passenger Auto No-Fault (Personal Injury Protection) .....	0	0	0	0	0	0	0	0	0	0	0	0
19.2	Other Private Passenger Auto Liability .....	0	0	0	0	0	0	0	0	0	0	0	0
19.3	Commercial Auto No-Fault (Personal Injury Protection) .....	2,673	2,853	0	498	0	(683)	3,362	0	(349)	463	460	56
19.4	Other Commercial Auto Liability .....	56,900	60,470	0	11,785	28,756	(38,425)	69,187	0	(6,849)	9,519	9,339	1,200
21.1	Private Passenger Auto Physical Damage .....	0	0	0	0	0	0	0	0	0	0	0	0
21.2	Commercial Auto Physical Damage .....	77,263	83,370	0	14,306	27,917	52,697	33,999	43	(616)	1,145	12,399	1,633
22.	Aircraft (all perils) .....	275,983	216,098	0	158,902	0	1,430	71,406	0	3,383	10,257	42,248	5,702
23.	Fidelity .....	132,589	326,727	0	350,638	392,464	388,572	173,506	0	(102,841)	4,451	40,907	2,948
24.	Surety .....	37,934	48,118	0	27,474	0	3,670	24,673	0	(1,668)	3,844	17,407	816
26.	Burglary and Theft .....	0	0	0	0	0	0	0	0	0	0	0	0
27.	Boiler and Machinery .....	23,254	28,503	0	6,180	0	(2,420)	875	0	266	135	3,015	511
28.	Credit .....	0	0	0	0	0	0	0	0	0	0	0	0
29.	International .....	0	0	0	0	0	0	0	0	0	0	0	0
30.	Warranty .....	0	0	0	0	0	0	0	0	0	0	0	0
31.	Reins nonproportional assumed property .....	XXX	XXX	XXX	XXX	XXX	XXX	XXX	XXX	XXX	XXX	XXX	XXX
32.	Reins nonproportional assumed liability .....	XXX	XXX	XXX	XXX	XXX	XXX	XXX	XXX	XXX	XXX	XXX	XXX
33.	Reins nonproportional assumed financial lines .....	XXX	XXX	XXX	XXX	XXX	XXX	XXX	XXX	XXX	XXX	XXX	XXX
34.	Aggregate Write-Ins for Other Lines of Business .....	0	0	0	0	0	0	0	0	0	0	0	0
35.	Total (a) .....	6,433,365	7,101,069	0	2,735,324	2,703,208	2,330,045	7,921,005	172,068	844	806,738	1,017,483	156,962
DETAILS OF WRITE-INS													
3401.	Collateral Protection .....	0	0	0	0	0	0	0	0	0	0	0	0
3402.	Involuntary Unemployment .....	0	0	0	0	0	0	0	0	0	0	0	0
3403.	Patent Risk .....	0	0	0	0	0	0	0	0	0	0	0	0
3498.	Summary of remaining write-ins for Line 34 from overflow page .....	0	0	0	0	0	0	0	0	0	0	0	0
3499.	Totals (Lines 3401 through 3403 plus 3498)(Line 34 above) .....	0	0	0	0	0	0	0	0	0	0	0	0

(a) Finance and service charges not included in Lines 1 to 35 \$ 0  
(b) For health business on indicated lines report: Number of persons insured under PPO managed care products 0 and number of persons insured under indemnity only products 0



ANNUAL STATEMENT FOR THE YEAR 2024 OF THE GREAT AMERICAN ALLIANCE INSURANCE COMPANY

EXHIBIT OF PREMIUMS AND LOSSES

OVERFLOW PAGE FOR WRITE-INS

Additional Write-ins for Exhibit of Premiums and Losses Line 34

Line of Business	Gross Premiums, Including Policy and Membership Fees, Less Return Premiums and Premiums on Policies not Taken		3	4	5	6	7	8	9	10	11	12
	1 Direct Premiums Written	2 Direct Premiums Earned	Dividends Paid or Credited to Policyholders on Direct Business	Direct Unearned Premium Reserves	Direct Losses Paid (deducting salvage)	Direct Losses Incurred	Direct Losses Unpaid	Direct Defense and Cost Containment Expense Paid	Direct Defense and Cost Containment Expense Incurred	Direct Defense and Cost Containment Expense Unpaid	Commissions and Brokerage Expenses	Taxes, Licenses and Fees
3404. Uninsured Motorist .....	0	0	0	0	0	0	0	0	0	0	0	0
3497. Summary of remaining write-ins for Line 34 from overflow page	0	0	0	0	0	0	0	0	0	0	0	0



ANNUAL STATEMENT FOR THE YEAR 2024 OF THE GREAT AMERICAN ALLIANCE INSURANCE COMPANY

EXHIBIT OF PREMIUMS AND LOSSES (Statutory Page 14)

NAIC Group Code 0084		BUSINESS IN THE STATE OF Mississippi		DURING THE YEAR 2024					NAIC Company Code 26832			
Line of Business	Gross Premiums, Including Policy and Membership Fees, Less Return Premiums and Premiums on Policies not Taken		3  Dividends Paid or Credited to Policyholders on Direct Business	4  Direct Unearned Premium Reserves	5  Direct Losses Paid (deducting salvage)	6  Direct Losses Incurred	7  Direct Losses Unpaid	8  Direct Defense and Cost Containment Expense Paid	9  Direct Defense and Cost Containment Expense Incurred	10  Direct Defense and Cost Containment Expense Unpaid	11  Commissions and Brokerage Expenses	12  Taxes, Licenses and Fees
	1 Direct Premiums Written	2 Direct Premiums Earned										
Fire .....	0	0	0	0	0	0	0	0	0	0	0	0
Allied Lines .....	0	0	0	0	0	(1)	0	0	(1)	0	0	0
Multiple Peril Crop .....	0	0	0	0	0	0	0	0	0	0	0	0
Federal Flood .....	0	0	0	0	0	0	0	0	0	0	0	0
Private Crop .....	0	0	0	0	0	0	0	0	0	0	0	0
Private Flood .....	0	0	0	0	0	0	0	0	0	0	0	0
Farmowners Multiple Peril .....	0	0	0	0	0	(50)	20	0	(5)	4	0	0
Homeowners Multiple Peril .....	0	0	0	0	0	0	0	0	0	0	0	0
Commercial Multiple Peril (Non-Liability Portion) .....	41,820	36,862	0	8,865	0	8,295	9,789	0	1,647	2,126	11,766	1,331
Commercial Multiple Peril (Liability Portion) .....	11,453	9,784	0	3,238	0	260	3,042	0	435	1,180	2,159	362
Mortgage Guaranty .....	0	0	0	0	0	0	0	0	0	0	0	0
Ocean Marine .....	0	0	0	0	0	0	0	0	0	0	0	0
Inland Marine .....	10,664	10,706	0	0	5,761	5,062	(247)	1,890	1,913	23	2,202	587
Pet Insurance Plans .....	0	0	0	0	0	0	0	0	0	0	0	0
Financial Guaranty .....	0	0	0	0	0	0	0	0	0	0	0	0
Medical Professional Liability - Occurrence .....	0	0	0	0	0	0	0	0	0	0	0	0
Medical Professional Liability - Claims-Made .....	0	0	0	0	0	0	0	0	0	0	0	0
Earthquake .....	446	367	0	79	0	67	67	0	10	10	138	14
Comprehensive (hospital and medical) ind (b) .....	0	0	0	0	0	0	0	0	0	0	0	0
Comprehensive (hospital and medical) group (b) .....	0	0	0	0	0	0	0	0	0	0	0	0
Credit A&H (Group and Individual) .....	0	0	0	0	0	0	0	0	0	0	0	0
Vision Only (b) .....	0	0	0	0	0	0	0	0	0	0	0	0
Dental Only (b) .....	0	0	0	0	0	0	0	0	0	0	0	0
Disability Income (b) .....	0	0	0	0	0	0	0	0	0	0	0	0
Medicare Supplement (b) .....	0	0	0	0	0	0	0	0	0	0	0	0
Medicaid Title XIX (b) .....	0	0	0	0	0	0	0	0	0	0	0	0
Medicare Title XVIII (b) .....	0	0	0	0	0	0	0	0	0	0	0	0
Long-Term Care (b) .....	0	0	0	0	0	0	0	0	0	0	0	0
Federal Employees Health Benefits Plan (b) .....	0	0	0	0	0	0	0	0	0	0	0	0
Other Health (b) .....	0	0	0	0	0	0	0	0	0	0	0	0
Workers' Compensation .....	5,569,400	5,602,094	0	2,012,125	189,599	210,785	5,534,870	(16,157)	(9,222)	556,774	841,005	359,228
Other Liability - Occurrence .....	52,578	17,800	0	35,037	0	8,296	61,071	0	(88)	6,119	10,835	1,586
Other Liability - Claims-Made .....	0	64	0	0	0	(8)	13	0	(1)	11	0	0
Excess Workers' Compensation .....	0	0	0	0	0	0	0	0	0	0	0	0
Products Liability - Occurrence .....	251	41	0	210	0	0	0	0	0	0	54	8
Products Liability - Claims-Made .....	0	0	0	0	0	0	0	0	0	0	0	0
Private Passenger Auto No-Fault (Personal Injury Protection) .....	0	0	0	0	0	0	0	0	0	0	0	0
Other Private Passenger Auto Liability .....	0	0	0	0	0	0	0	0	0	0	0	0
Commercial Auto No-Fault (Personal Injury Protection) .....	0	0	0	0	0	0	0	0	0	0	0	0
Other Commercial Auto Liability .....	14,915	11,082	0	6,544	0	1,225	15,805	0	213	2,779	2,730	468
Private Passenger Auto Physical Damage .....	0	0	0	0	0	0	0	0	0	0	0	0
Commercial Auto Physical Damage .....	6,706	4,105	0	3,507	5,615	5,781	774	32	32	87	1,365	207
Aircraft (all perils) .....	0	5,497	0	0	0	(1,522)	2,063	0	(972)	(350)	0	27
Fidelity .....	309,784	337,877	0	425,485	928,047	920,675	163,950	0	(95,608)	7,292	96,225	10,095
Surety .....	21,322	24,894	0	21,855	0	1,351	11,597	0	(2,931)	1,296	8,549	704
Burglary and Theft .....	0	0	0	0	0	0	0	0	0	0	0	0
Boiler and Machinery .....	2,799	2,448	0	469	0	326	342	0	315	52	802	89
Credit .....	0	0	0	0	0	0	0	0	0	0	0	0
International .....	0	0	0	0	0	0	0	0	0	0	0	0
Warranty .....	0	0	0	0	0	0	0	0	0	0	0	0
Reins nonproportional assumed property .....	XXX	XXX	XXX	XXX	XXX	XXX	XXX	XXX	XXX	XXX	XXX	XXX
Reins nonproportional assumed liability .....	XXX	XXX	XXX	XXX	XXX	XXX	XXX	XXX	XXX	XXX	XXX	XXX
Reins nonproportional assumed financial lines .....	XXX	XXX	XXX	XXX	XXX	XXX	XXX	XXX	XXX	XXX	XXX	XXX
Aggregate Write-Ins for Other Lines of Business .....	0	0	0	0	0	0	0	0	0	0	0	0
Total (a) .....	6,042,138	6,063,621	0	2,517,414	1,129,022	1,160,541	5,803,157	(14,235)	(104,263)	577,402	977,831	374,706
DETAILS OF WRITE-INS												
Collateral Protection .....	0	0	0	0	0	0	0	0	0	0	0	0
Involuntary Unemployment .....	0	0	0	0	0	0	0	0	0	0	0	0
Patent Risk .....	0	0	0	0	0	0	0	0	0	0	0	0
Summary of remaining write-ins for Line 34 from overflow page .....	0	0	0	0	0	0	0	0	0	0	0	0
Totals (Lines 3401 through 3403 plus 3498)(Line 34 above) .....	0	0	0	0	0	0	0	0	0	0	0	0

(a) Finance and service charges not included in Lines 1 to 35 \$ .....0  
(b) For health business on indicated lines report: Number of persons insured under PPO managed care products .....0 and number of persons insured under indemnity only products .....0 .

ANNUAL STATEMENT FOR THE YEAR 2024 OF THE GREAT AMERICAN ALLIANCE INSURANCE COMPANY

EXHIBIT OF PREMIUMS AND LOSSES

OVERFLOW PAGE FOR WRITE-INS

Additional Write-ins for Exhibit of Premiums and Losses Line 34

Line of Business	Gross Premiums, Including Policy and Membership Fees, Less Return Premiums and Premiums on Policies not Taken		3	4	5	6	7	8	9	10	11	12
	1 Direct Premiums Written	2 Direct Premiums Earned	Dividends Paid or Credited to Policyholders on Direct Business	Direct Unearned Premium Reserves	Direct Losses Paid (deducting salvage)	Direct Losses Incurred	Direct Losses Unpaid	Direct Defense and Cost Containment Expense Paid	Direct Defense and Cost Containment Expense Incurred	Direct Defense and Cost Containment Expense Unpaid	Commissions and Brokerage Expenses	Taxes, Licenses and Fees
3404. Uninsured Motorist .....	0	0	0	0	0	0	0	0	0	0	0	0
3497. Summary of remaining write-ins for Line 34 from overflow page	0	0	0	0	0	0	0	0	0	0	0	0



ANNUAL STATEMENT FOR THE YEAR 2024 OF THE GREAT AMERICAN ALLIANCE INSURANCE COMPANY

EXHIBIT OF PREMIUMS AND LOSSES (Statutory Page 14)

NAIC Group Code 0084

BUSINESS IN THE STATE OF Missouri

DURING THE YEAR 2024

NAIC Company Code 26832

Line of Business		Gross Premiums, Including Policy and Membership Fees, Less Return Premiums and Premiums on Policies not Taken		3	4	5	6	7	8	9	10	11	12
		1	2										
		Direct Premiums Written	Direct Premiums Earned	Dividends Paid or Credited to Policyholders on Direct Business	Direct Unearned Premium Reserves	Direct Losses Paid (deducting salvage)	Direct Losses Incurred	Direct Losses Unpaid	Direct Defense and Cost Containment Expense Paid	Direct Defense and Cost Containment Expense Incurred	Direct Defense and Cost Containment Expense Unpaid	Commissions and Brokerage Expenses	Taxes, Licenses and Fees
1.	Fire .....	0	0	0	0	0	0	0	0	0	0	0	0
2.1	Allied Lines .....	0	0	0	0	(4)	0	0	0	0	0	0	0
2.2	Multiple Peril Crop .....	0	0	0	0	0	0	0	0	0	0	0	0
2.3	Federal Flood .....	0	0	0	0	0	0	0	0	0	0	0	0
2.4	Private Crop .....	0	0	0	0	0	0	0	0	0	0	0	0
2.5	Private Flood .....	0	0	0	0	0	0	0	0	0	0	0	0
3.	Farmowners Multiple Peril .....	11,600	10,987	0	6,535	0	6,964	93,994	19,128	19,159	406	1,920	276
4.	Homeowners Multiple Peril .....	0	0	0	0	0	0	0	0	0	0	0	0
5.1	Commercial Multiple Peril (Non-Liability Portion) .....	366,820	280,515	0	218,021	1,222,668	1,199,945	361,555	22,868	23,517	27,787	96,532	7,861
5.2	Commercial Multiple Peril (Liability Portion) .....	112,702	88,061	0	67,230	1,658	(37,823)	39,572	0	(1,559)	25,124	24,115	2,524
6.	Mortgage Guaranty .....	0	0	0	0	0	0	0	0	0	0	0	0
8.	Ocean Marine .....	0	0	0	0	0	0	0	0	0	0	0	0
9.1	Inland Marine .....	51,475	46,647	0	6,849	(730)	(8,274)	5,365	0	(4,275)	390	11,695	2,022
9.2	Pet Insurance Plans .....	0	0	0	0	0	0	0	0	0	0	0	0
10.	Financial Guaranty .....	0	0	0	0	0	0	0	0	0	0	0	0
11.1	Medical Professional Liability - Occurrence .....	0	0	0	0	0	0	0	0	0	0	0	0
11.2	Medical Professional Liability - Claims-Made .....	0	0	0	0	0	0	0	0	0	0	0	0
12.	Earthquake .....	28,199	17,382	0	18,867	0	1,969	3,208	0	482	484	8,692	527
13.1	Comprehensive (hospital and medical) ind (b) .....	0	0	0	0	0	0	0	0	0	0	0	0
13.2	Comprehensive (hospital and medical) group (b) .....	0	0	0	0	0	0	0	0	0	0	0	0
14.	Credit A&H (Group and Individual) .....	0	0	0	0	0	0	0	0	0	0	0	0
15.1	Vision Only (b).....	0	0	0	0	0	0	0	0	0	0	0	0
15.2	Dental Only (b) .....	0	0	0	0	0	0	0	0	0	0	0	0
15.3	Disability Income (b) .....	0	0	0	0	0	0	0	0	0	0	0	0
15.4	Medicare Supplement (b) .....	0	0	0	0	0	0	0	0	0	0	0	0
15.5	Medicaid Title XIX (b) .....	0	0	0	0	0	0	0	0	0	0	0	0
15.6	Medicare Title XVIII (b).....	0	0	0	0	0	0	0	0	0	0	0	0
15.7	Long-Term Care (b) .....	0	0	0	0	0	0	0	0	0	0	0	0
15.8	Federal Employees Health Benefits Plan (b) .....	0	0	0	0	0	0	0	0	0	0	0	0
15.9	Other Health (b) .....	0	0	0	0	0	0	0	0	0	0	0	0
16.	Workers' Compensation .....	6,094,303	5,713,652	0	2,323,032	564,089	1,234,374	6,878,554	87,241	107,769	542,491	978,659	219,975
17.1	Other Liability - Occurrence .....	960,994	755,099	0	535,037	0	425,600	935,022	0	(36,294)	109,967	87,475	22,118
17.2	Other Liability - Claims-Made .....	0	10	0	(83)	0	(16)	7,132	0	(6)	556	(13)	3
17.3	Excess Workers' Compensation .....	0	0	0	0	0	0	0	0	0	0	0	0
18.1	Products Liability - Occurrence .....	364	273	0	91	0	29	124	0	(16)	39	78	6
18.2	Products Liability - Claims-Made .....	0	0	0	0	0	0	0	0	0	0	0	0
19.1	Private Passenger Auto No-Fault (Personal Injury Protection) .....	0	0	0	0	0	0	0	0	0	0	0	0
19.2	Other Private Passenger Auto Liability .....	0	0	0	0	0	0	0	0	0	0	0	0
19.3	Commercial Auto No-Fault (Personal Injury Protection) .....	0	0	0	0	0	0	0	0	0	0	0	0
19.4	Other Commercial Auto Liability .....	178,554	173,665	0	95,355	1,529	(39,331)	116,051	32	(32,579)	27,896	36,093	4,699
21.1	Private Passenger Auto Physical Damage .....	0	0	0	0	0	0	0	0	0	0	0	0
21.2	Commercial Auto Physical Damage .....	95,374	92,275	0	48,826	69,480	68,270	8,723	44	(2,483)	1,492	24,364	2,496
22.	Aircraft (all perils) .....	0	0	0	0	0	(4,876)	5,478	0	(178)	748	0	0
23.	Fidelity .....	616,618	688,103	0	814,409	186,662	185,421	431,420	0	(193,742)	15,456	191,485	15,256
24.	Surety .....	57,428	51,717	0	33,494	0	3,065	24,291	0	(4,057)	3,196	21,600	1,349
26.	Burglary and Theft .....	0	48	0	0	0	(6)	0	0	0	0	3	2
27.	Boiler and Machinery .....	26,540	20,448	0	15,913	27,625	26,289	1,669	0	256	256	6,999	576
28.	Credit .....	0	0	0	0	0	0	0	0	0	0	0	0
29.	International .....	0	0	0	0	0	0	0	0	0	0	0	0
30.	Warranty .....	0	0	0	0	0	0	0	0	0	0	0	0
31.	Reins nonproportional assumed property .....	XXX	XXX	XXX	XXX	XXX	XXX	XXX	XXX	XXX	XXX	XXX	XXX
32.	Reins nonproportional assumed liability .....	XXX	XXX	XXX	XXX	XXX	XXX	XXX	XXX	XXX	XXX	XXX	XXX
33.	Reins nonproportional assumed financial lines .....	XXX	XXX	XXX	XXX	XXX	XXX	XXX	XXX	XXX	XXX	XXX	XXX
34.	Aggregate Write-Ins for Other Lines of Business .....	0	0	0	0	0	0	0	0	0	0	0	0
35.	Total (a) .....	8,600,888	7,938,881	0	4,183,661	2,072,980	3,061,597	8,912,159	129,312	(124,006)	756,287	1,489,698	279,689
DETAILS OF WRITE-INS													
3401.	Collateral Protection .....	0	0	0	0	0	0	0	0	0	0	0	0
3402.	Involuntary Unemployment .....	0	0	0	0	0	0	0	0	0	0	0	0
3403.	Patent Risk .....	0	0	0	0	0	0	0	0	0	0	0	0
3498.	Summary of remaining write-ins for Line 34 from overflow page .....	0	0	0	0	0	0	0	0	0	0	0	0
3499.	Totals (Lines 3401 through 3403 plus 3498)(Line 34 above) .....	0	0	0	0	0	0	0	0	0	0	0	0

(a) Finance and service charges not included in Lines 1 to 35 \$ 0  
(b) For health business on indicated lines report: Number of persons insured under PPO managed care products 0 and number of persons insured under indemnity only products 0

ANNUAL STATEMENT FOR THE YEAR 2024 OF THE GREAT AMERICAN ALLIANCE INSURANCE COMPANY

EXHIBIT OF PREMIUMS AND LOSSES

OVERFLOW PAGE FOR WRITE-INS

Additional Write-ins for Exhibit of Premiums and Losses Line 34

Line of Business	Gross Premiums, Including Policy and Membership Fees, Less Return Premiums and Premiums on Policies not Taken		3	4	5	6	7	8	9	10	11	12
	1 Direct Premiums Written	2 Direct Premiums Earned	Dividends Paid or Credited to Policyholders on Direct Business	Direct Unearned Premium Reserves	Direct Losses Paid (deducting salvage)	Direct Losses Incurred	Direct Losses Unpaid	Direct Defense and Cost Containment Expense Paid	Direct Defense and Cost Containment Expense Incurred	Direct Defense and Cost Containment Expense Unpaid	Commissions and Brokerage Expenses	Taxes, Licenses and Fees
3404. Uninsured Motorist .....	0	0	0	0	0	0	0	0	0	0	0	0
3497. Summary of remaining write-ins for Line 34 from overflow page	0	0	0	0	0	0	0	0	0	0	0	0



ANNUAL STATEMENT FOR THE YEAR 2024 OF THE GREAT AMERICAN ALLIANCE INSURANCE COMPANY

EXHIBIT OF PREMIUMS AND LOSSES (Statutory Page 14)

NAIC Group Code 0084		BUSINESS IN THE STATE OF Montana				DURING THE YEAR 2024				NAIC Company Code 26832			
Line of Business		Gross Premiums, Including Policy and Membership Fees, Less Return Premiums and Premiums on Policies not Taken		3  Dividends Paid or Credited to Policyholders on Direct Business	4  Direct Unearned Premium Reserves	5  Direct Losses Paid (deducting salvage)	6  Direct Losses Incurred	7  Direct Losses Unpaid	8  Direct Defense and Cost Containment Expense Paid	9  Direct Defense and Cost Containment Expense Incurred	10  Direct Defense and Cost Containment Expense Unpaid	11  Commissions and Brokerage Expenses	12  Taxes, Licenses and Fees
		1 Direct Premiums Written	2 Direct Premiums Earned										
1.	Fire .....	0	0	0	0	0	(693)	75	0	(472)	12	0	0
2.1	Allied Lines .....	0	0	0	0	0	(977)	106	0	(738)	16	0	0
2.2	Multiple Peril Crop .....	0	0	0	0	0	0	0	0	0	0	0	0
2.3	Federal Flood .....	0	0	0	0	0	0	0	0	0	0	0	0
2.4.	Private Crop .....	0	0	0	0	0	0	0	0	0	0	0	0
2.5	Private Flood .....	0	0	0	0	0	0	0	0	0	0	0	0
3.	Farmowners Multiple Peril .....	207,441	205,162	0	47,717	191,414	172,809	79,582	0	2,098	9,876	41,028	6,529
4.	Homeowners Multiple Peril .....	0	0	0	0	0	0	0	0	0	0	0	0
5.1	Commercial Multiple Peril (Non-Liability Portion) .....	261,899	249,196	0	189,444	20,543	(4,248)	55,256	62	(33,674)	8,210	68,556	8,270
5.2	Commercial Multiple Peril (Liability Portion) .....	77,649	70,646	0	52,893	0	(14,250)	34,208	0	(9,540)	16,609	19,738	2,462
6.	Mortgage Guaranty .....	0	0	0	0	0	0	0	0	0	0	0	0
8.	Ocean Marine .....	0	0	0	0	0	0	0	0	0	0	0	0
9.1	Inland Marine .....	28,252	26,919	0	10,594	5,601	7,001	2,570	0	384	535	6,923	1,022
9.2	Pet Insurance Plans .....	0	0	0	0	0	0	0	0	0	0	0	0
10.	Financial Guaranty .....	0	0	0	0	0	0	0	0	0	0	0	0
11.1	Medical Professional Liability - Occurrence .....	0	0	0	0	0	0	0	0	0	0	0	0
11.2	Medical Professional Liability - Claims-Made .....	0	0	0	0	0	0	0	0	0	0	0	0
12.	Earthquake .....	36,861	25,612	0	33,799	0	3,950	4,760	0	722	722	11,438	1,163
13.1	Comprehensive (hospital and medical) ind (b) .....	0	0	0	0	0	0	0	0	0	0	0	0
13.2	Comprehensive (hospital and medical) group (b) .....	0	0	0	0	0	0	0	0	0	0	0	0
14.	Credit A&H (Group and Individual) .....	0	0	0	0	0	0	0	0	0	0	0	0
15.1	Vision Only (b).....	0	0	0	0	0	0	0	0	0	0	0	0
15.2	Dental Only (b) .....	0	0	0	0	0	0	0	0	0	0	0	0
15.3	Disability Income (b) .....	0	0	0	0	0	0	0	0	0	0	0	0
15.4	Medicare Supplement (b) .....	0	0	0	0	0	0	0	0	0	0	0	0
15.5	Medicaid Title XIX (b) .....	0	0	0	0	0	0	0	0	0	0	0	0
15.6	Medicare Title XVIII (b).....	0	0	0	0	0	0	0	0	0	0	0	0
15.7	Long-Term Care (b) .....	0	0	0	0	0	0	0	0	0	0	0	0
15.8	Federal Employees Health Benefits Plan (b) .....	0	0	0	0	0	0	0	0	0	0	0	0
15.9	Other Health (b) .....	0	0	0	0	0	0	0	0	0	0	0	0
16.	Workers' Compensation .....	842,581	863,917	0	489,832	27,454	248,767	541,804	3,598	51,927	94,189	121,514	26,526
17.1	Other Liability - Occurrence .....	331,787	309,785	0	142,943	7,504	(815)	351,199	0	(18,303)	25,312	68,140	10,536
17.2	Other Liability - Claims-Made .....	45	67	0	2	45	(38)	64	0	(8)	50	7	1
17.3	Excess Workers' Compensation .....	0	0	0	0	0	0	0	0	0	0	0	0
18.1	Products Liability - Occurrence .....	0	0	0	0	0	0	0	0	0	0	0	0
18.2	Products Liability - Claims-Made .....	0	0	0	0	0	0	0	0	0	0	0	0
19.1	Private Passenger Auto No-Fault (Personal Injury Protection) .....	0	0	0	0	0	0	0	0	0	0	0	0
19.2	Other Private Passenger Auto Liability .....	0	0	0	0	0	0	0	0	0	0	0	0
19.3	Commercial Auto No-Fault (Personal Injury Protection) .....	0	0	0	0	0	0	0	0	0	0	0	0
19.4	Other Commercial Auto Liability .....	109,487	95,293	0	64,357	22,231	(54,246)	63,268	0	(19,008)	12,654	27,783	3,445
21.1	Private Passenger Auto Physical Damage .....	0	0	0	0	0	0	0	0	0	0	0	0
21.2	Commercial Auto Physical Damage .....	116,511	97,529	0	66,639	36,666	2,004	9,176	4,812	(2,421)	1,045	29,998	3,666
22.	Aircraft (all perils) .....	0	0	0	0	0	(3,202)	4,293	0	357	592	0	0
23.	Fidelity .....	305,017	200,308	0	260,885	0	(10,671)	111,727	0	(70,401)	5,305	94,699	9,804
24.	Surety .....	7,757	7,409	0	2,178	0	717	3,123	0	149	535	3,115	245
26.	Burglary and Theft .....	3	9	0	2	0	(3)	0	0	0	0	1	0
27.	Boiler and Machinery .....	34,213	31,977	0	26,058	0	(3,220)	4,963	345	926	762	9,169	1,078
28.	Credit .....	0	0	0	0	0	0	0	0	0	0	0	0
29.	International .....	0	0	0	0	0	0	0	0	0	0	0	0
30.	Warranty .....	0	0	0	0	0	0	0	0	0	0	0	0
31.	Reins nonproportional assumed property .....	XXX	XXX	XXX	XXX	XXX	XXX	XXX	XXX	XXX	XXX	XXX	XXX
32.	Reins nonproportional assumed liability .....	XXX	XXX	XXX	XXX	XXX	XXX	XXX	XXX	XXX	XXX	XXX	XXX
33.	Reins nonproportional assumed financial lines .....	XXX	XXX	XXX	XXX	XXX	XXX	XXX	XXX	XXX	XXX	XXX	XXX
34.	Aggregate Write-Ins for Other Lines of Business .....	0	0	0	0	0	0	0	0	0	0	0	0
35.	Total (a) .....	2,359,503	2,183,829	0	1,387,344	311,412	342,886	1,266,175	8,816	(98,003)	176,425	502,109	74,747
DETAILS OF WRITE-INS													
3401.	Collateral Protection .....	0	0	0	0	0	0	0	0	0	0	0	0
3402.	Involuntary Unemployment .....	0	0	0	0	0	0	0	0	0	0	0	0
3403.	Patent Risk .....	0	0	0	0	0	0	0	0	0	0	0	0
3498.	Summary of remaining write-ins for Line 34 from overflow page .....	0	0	0	0	0	0	0	0	0	0	0	0
3499.	Totals (Lines 3401 through 3403 plus 3498)(Line 34 above) .....	0	0	0	0	0	0	0	0	0	0	0	0

(a) Finance and service charges not included in Lines 1 to 35 \$ .....0  
(b) For health business on indicated lines report: Number of persons insured under PPO managed care products .....0 and number of persons insured under indemnity only products .....0 .

ANNUAL STATEMENT FOR THE YEAR 2024 OF THE GREAT AMERICAN ALLIANCE INSURANCE COMPANY

EXHIBIT OF PREMIUMS AND LOSSES

OVERFLOW PAGE FOR WRITE-INS

Additional Write-ins for Exhibit of Premiums and Losses Line 34

Line of Business	Gross Premiums, Including Policy and Membership Fees, Less Return Premiums and Premiums on Policies not Taken		3	4	5	6	7	8	9	10	11	12
	1 Direct Premiums Written	2 Direct Premiums Earned	Dividends Paid or Credited to Policyholders on Direct Business	Direct Unearned Premium Reserves	Direct Losses Paid (deducting salvage)	Direct Losses Incurred	Direct Losses Unpaid	Direct Defense and Cost Containment Expense Paid	Direct Defense and Cost Containment Expense Incurred	Direct Defense and Cost Containment Expense Unpaid	Commissions and Brokerage Expenses	Taxes, Licenses and Fees
3404. Uninsured Motorist .....	0	0	0	0	0	0	0	0	0	0	0	0
3497. Summary of remaining write-ins for Line 34 from overflow page	0	0	0	0	0	0	0	0	0	0	0	0



ANNUAL STATEMENT FOR THE YEAR 2024 OF THE GREAT AMERICAN ALLIANCE INSURANCE COMPANY

EXHIBIT OF PREMIUMS AND LOSSES (Statutory Page 14)

NAIC Group Code 0084 BUSINESS IN THE STATE OF Nebraska DURING THE YEAR 2024 NAIC Company Code 26832

Line of Business		Gross Premiums, Including Policy and Membership Fees, Less Return Premiums and Premiums on Policies not Taken		3  Dividends Paid or Credited to Policyholders on Direct Business	4  Direct Unearned Premium Reserves	5  Direct Losses Paid (deducting salvage)	6  Direct Losses Incurred	7  Direct Losses Unpaid	8  Direct Defense and Cost Containment Expense Paid	9  Direct Defense and Cost Containment Expense Incurred	10  Direct Defense and Cost Containment Expense Unpaid	11  Commissions and Brokerage Expenses	12  Taxes, Licenses and Fees
		1 Direct Premiums Written	2 Direct Premiums Earned										
1.	Fire .....	0	0	0	0	0	0	0	0	0	0	0	0
2.1	Allied Lines .....	0	0	0	0	0	0	0	0	0	0	0	0
2.2	Multiple Peril Crop .....	0	0	0	0	0	0	0	0	0	0	0	0
2.3	Federal Flood .....	0	0	0	0	0	0	0	0	0	0	0	0
2.4.	Private Crop .....	38,982,003	38,982,003	0	0	62,962,642	23,344,094	17,297,003	0	0	0	6,150,502	565,860
2.5	Private Flood .....	0	0	0	0	0	0	0	0	0	0	0	0
3.	Farmowners Multiple Peril .....	251	16,465	0	0	22,870	8,327	12,750	3,287	1,586	1,555	(216)	0
4.	Homeowners Multiple Peril .....	0	0	0	0	0	0	0	0	0	0	0	0
5.1	Commercial Multiple Peril (Non-Liability Portion) .....	103,836	99,396	0	49,843	9,167	24,941	36,092	0	(4,740)	5,646	26,771	1,523
5.2	Commercial Multiple Peril (Liability Portion) .....	18,076	14,600	0	5,887	0	(1,415)	7,782	0	(1,608)	3,528	3,547	265
6.	Mortgage Guaranty .....	0	0	0	0	0	0	0	0	0	0	0	0
8.	Ocean Marine .....	0	0	0	0	0	0	0	0	0	0	0	0
9.1	Inland Marine .....	12,088	11,913	0	254	13,967	13,885	453	850	873	27	2,526	451
9.2	Pet Insurance Plans .....	0	0	0	0	0	0	0	0	0	0	0	0
10.	Financial Guaranty .....	0	0	0	0	0	0	0	0	0	0	0	0
11.1	Medical Professional Liability - Occurrence .....	0	0	0	0	0	0	0	0	0	0	0	0
11.2	Medical Professional Liability - Claims-Made .....	0	0	0	0	0	0	0	0	0	0	0	0
12.	Earthquake .....	0	0	0	0	0	0	0	0	0	0	0	0
13.1	Comprehensive (hospital and medical) ind (b) .....	0	0	0	0	0	0	0	0	0	0	0	0
13.2	Comprehensive (hospital and medical) group (b) .....	0	0	0	0	0	0	0	0	0	0	0	0
14.	Credit A&H (Group and Individual) .....	0	0	0	0	0	0	0	0	0	0	0	0
15.1	Vision Only (b).....	0	0	0	0	0	0	0	0	0	0	0	0
15.2	Dental Only (b) .....	0	0	0	0	0	0	0	0	0	0	0	0
15.3	Disability Income (b) .....	0	0	0	0	0	0	0	0	0	0	0	0
15.4	Medicare Supplement (b) .....	0	0	0	0	0	0	0	0	0	0	0	0
15.5	Medicaid Title XIX (b) .....	0	0	0	0	0	0	0	0	0	0	0	0
15.6	Medicare Title XVIII (b).....	0	0	0	0	0	0	0	0	0	0	0	0
15.7	Long-Term Care (b) .....	0	0	0	0	0	0	0	0	0	0	0	0
15.8	Federal Employees Health Benefits Plan (b) .....	0	0	0	0	0	0	0	0	0	0	0	0
15.9	Other Health (b) .....	0	0	0	0	0	0	0	0	0	0	0	0
16.	Workers' Compensation .....	1,181,504	1,098,137	0	682,191	15,334	145,899	973,558	1,621	579	121,125	105,132	23,900
17.1	Other Liability - Occurrence .....	128,007	109,058	0	49,536	0	39,304	107,486	0	(4,536)	8,178	29,769	1,871
17.2	Other Liability - Claims-Made .....	0	183	0	42	0	0	902	0	0	92	6	1
17.3	Excess Workers' Compensation .....	0	0	0	0	0	0	0	0	0	0	0	0
18.1	Products Liability - Occurrence .....	0	0	0	0	0	(2)	2	0	(1)	1	0	0
18.2	Products Liability - Claims-Made .....	0	0	0	0	0	0	0	0	0	0	0	0
19.1	Private Passenger Auto No-Fault (Personal Injury Protection) .....	0	0	0	0	0	0	0	0	0	0	0	0
19.2	Other Private Passenger Auto Liability .....	0	0	0	0	0	0	0	0	0	0	0	0
19.3	Commercial Auto No-Fault (Personal Injury Protection) .....	0	0	0	0	0	0	0	0	0	0	0	0
19.4	Other Commercial Auto Liability .....	37,689	28,733	0	12,006	100,000	(36,668)	6,412	0	(1,777)	2,449	9,759	551
21.1	Private Passenger Auto Physical Damage .....	0	0	0	0	0	0	0	0	0	0	0	0
21.2	Commercial Auto Physical Damage .....	55,687	39,893	0	19,586	22,283	21,774	867	0	(53)	259	16,025	814
22.	Aircraft (all perils) .....	63,894	32,312	0	45,445	0	3,941	6,458	0	665	971	6,047	922
23.	Fidelity .....	570,523	505,163	0	664,740	72,562	(12,318)	261,816	0	(149,987)	11,999	177,027	8,281
24.	Surety .....	25,586	20,973	0	13,414	0	1,352	10,191	0	(317)	1,762	10,766	371
26.	Burglary and Theft .....	0	0	0	0	0	0	0	0	0	0	0	0
27.	Boiler and Machinery .....	8,783	8,279	0	4,435	0	(64)	947	0	459	145	2,250	129
28.	Credit .....	0	0	0	0	0	0	0	0	0	0	0	0
29.	International .....	0	0	0	0	0	0	0	0	0	0	0	0
30.	Warranty .....	0	0	0	0	0	0	0	0	0	0	0	0
31.	Reins nonproportional assumed property .....	XXX	XXX	XXX	XXX	XXX	XXX	XXX	XXX	XXX	XXX	XXX	XXX
32.	Reins nonproportional assumed liability .....	XXX	XXX	XXX	XXX	XXX	XXX	XXX	XXX	XXX	XXX	XXX	XXX
33.	Reins nonproportional assumed financial lines .....	XXX	XXX	XXX	XXX	XXX	XXX	XXX	XXX	XXX	XXX	XXX	XXX
34.	Aggregate Write-Ins for Other Lines of Business .....	0	0	0	0	0	0	0	0	0	0	0	0
35.	Total (a) .....	41,187,969	40,967,107	0	1,547,338	63,218,826	23,553,048	18,722,720	5,758	(158,858)	157,736	6,539,911	604,938
DETAILS OF WRITE-INS													
3401.	Collateral Protection .....	0	0	0	0	0	0	0	0	0	0	0	0
3402.	Involuntary Unemployment .....	0	0	0	0	0	0	0	0	0	0	0	0
3403.	Patent Risk .....	0	0	0	0	0	0	0	0	0	0	0	0
3498.	Summary of remaining write-ins for Line 34 from overflow page .....	0	0	0	0	0	0	0	0	0	0	0	0
3499.	Totals (Lines 3401 through 3403 plus 3498)(Line 34 above) .....	0	0	0	0	0	0	0	0	0	0	0	0

(a) Finance and service charges not included in Lines 1 to 35 \$ 0  
(b) For health business on indicated lines report: Number of persons insured under PPO managed care products 0 and number of persons insured under indemnity only products 0



ANNUAL STATEMENT FOR THE YEAR 2024 OF THE GREAT AMERICAN ALLIANCE INSURANCE COMPANY

EXHIBIT OF PREMIUMS AND LOSSES

OVERFLOW PAGE FOR WRITE-INS

Additional Write-ins for Exhibit of Premiums and Losses Line 34

Line of Business	Gross Premiums, Including Policy and Membership Fees, Less Return Premiums and Premiums on Policies not Taken		3	4	5	6	7	8	9	10	11	12
	1 Direct Premiums Written	2 Direct Premiums Earned	Dividends Paid or Credited to Policyholders on Direct Business	Direct Unearned Premium Reserves	Direct Losses Paid (deducting salvage)	Direct Losses Incurred	Direct Losses Unpaid	Direct Defense and Cost Containment Expense Paid	Direct Defense and Cost Containment Expense Incurred	Direct Defense and Cost Containment Expense Unpaid	Commissions and Brokerage Expenses	Taxes, Licenses and Fees
3404. Uninsured Motorist .....	0	0	0	0	0	0	0	0	0	0	0	0
3497. Summary of remaining write-ins for Line 34 from overflow page	0	0	0	0	0	0	0	0	0	0	0	0



ANNUAL STATEMENT FOR THE YEAR 2024 OF THE GREAT AMERICAN ALLIANCE INSURANCE COMPANY

EXHIBIT OF PREMIUMS AND LOSSES (Statutory Page 14)

NAIC Group Code 0084 BUSINESS IN THE STATE OF Nevada DURING THE YEAR 2024 NAIC Company Code 26832

Line of Business		Gross Premiums, Including Policy and Membership Fees, Less Return Premiums and Premiums on Policies not Taken		3  Dividends Paid or Credited to Policyholders on Direct Business	4  Direct Unearned Premium Reserves	5  Direct Losses Paid (deducting salvage)	6  Direct Losses Incurred	7  Direct Losses Unpaid	8  Direct Defense and Cost Containment Expense Paid	9  Direct Defense and Cost Containment Expense Incurred	10  Direct Defense and Cost Containment Expense Unpaid	11  Commissions and Brokerage Expenses	12  Taxes, Licenses and Fees
		1 Direct Premiums Written	2 Direct Premiums Earned										
1.	Fire .....	0	0	0	0	0	0	0	0	0	0	0	0
2.1	Allied Lines .....	0	0	0	0	0	0	0	0	0	0	0	0
2.2	Multiple Peril Crop .....	0	0	0	0	0	0	0	0	0	0	0	0
2.3	Federal Flood .....	0	0	0	0	0	0	0	0	0	0	0	0
2.4	Private Crop .....	0	0	0	0	0	0	0	0	0	0	0	0
2.5	Private Flood .....	0	0	0	0	0	0	0	0	0	0	0	0
3.	Farmowners Multiple Peril .....	65,136	65,335	0	24,567	0	73,882	90,308	0	822	2,867	10,977	2,546
4.	Homeowners Multiple Peril .....	0	0	0	0	0	0	0	0	0	0	0	0
5.1	Commercial Multiple Peril (Non-Liability Portion) .....	161,359	174,640	0	61,681	18,442	(3,481)	76,739	25,820	18,841	13,630	30,220	6,396
5.2	Commercial Multiple Peril (Liability Portion) .....	59,096	83,560	0	24,329	254,195	(102,043)	112,017	55,088	63,979	79,448	11,764	2,385
6.	Mortgage Guaranty .....	0	0	0	0	0	0	0	0	0	0	0	0
8.	Ocean Marine .....	0	0	0	0	0	0	0	0	0	0	0	0
9.1	Inland Marine .....	43,549	43,126	0	1,872	20,007	18,483	(21)	780	890	167	9,276	1,900
9.2	Pet Insurance Plans .....	0	0	0	0	0	0	0	0	0	0	0	0
10.	Financial Guaranty .....	0	0	0	0	0	0	0	0	0	0	0	0
11.1	Medical Professional Liability - Occurrence .....	0	0	0	0	0	0	0	0	0	0	0	0
11.2	Medical Professional Liability - Claims-Made .....	0	0	0	0	0	0	0	0	0	0	0	0
12.	Earthquake .....	0	0	0	0	0	0	0	0	0	0	0	0
13.1	Comprehensive (hospital and medical) ind (b) .....	0	0	0	0	0	0	0	0	0	0	0	0
13.2	Comprehensive (hospital and medical) group (b) .....	0	0	0	0	0	0	0	0	0	0	0	0
14.	Credit A&H (Group and Individual) .....	0	0	0	0	0	0	0	0	0	0	0	0
15.1	Vision Only (b).....	0	0	0	0	0	0	0	0	0	0	0	0
15.2	Dental Only (b) .....	0	0	0	0	0	0	0	0	0	0	0	0
15.3	Disability Income (b) .....	0	0	0	0	0	0	0	0	0	0	0	0
15.4	Medicare Supplement (b) .....	0	0	0	0	0	0	0	0	0	0	0	0
15.5	Medicaid Title XIX (b) .....	0	0	0	0	0	0	0	0	0	0	0	0
15.6	Medicare Title XVIII (b).....	0	0	0	0	0	0	0	0	0	0	0	0
15.7	Long-Term Care (b) .....	0	0	0	0	0	0	0	0	0	0	0	0
15.8	Federal Employees Health Benefits Plan (b) .....	0	0	0	0	0	0	0	0	0	0	0	0
15.9	Other Health (b) .....	0	0	0	0	0	0	0	0	0	0	0	0
16.	Workers' Compensation .....	1,580,187	1,537,827	0	653,821	82,258	1,013,112	2,323,346	6,918	25,804	133,248	225,448	8,454
17.1	Other Liability - Occurrence .....	660,225	579,016	0	357,734	4,500,000	4,794,143	1,182,651	7,100	9,375	66,874	116,701	25,636
17.2	Other Liability - Claims-Made .....	200	0	0	9	0	(45)	76	0	(9)	60	11	3
17.3	Excess Workers' Compensation .....	0	0	0	0	0	0	0	0	0	0	0	0
18.1	Products Liability - Occurrence .....	462	335	0	127	0	84	111	0	50	72	114	18
18.2	Products Liability - Claims-Made .....	0	0	0	0	0	0	0	0	0	0	0	0
19.1	Private Passenger Auto No-Fault (Personal Injury Protection) .....	0	0	0	0	0	0	0	0	0	0	0	0
19.2	Other Private Passenger Auto Liability .....	0	0	0	0	0	0	0	0	0	0	0	0
19.3	Commercial Auto No-Fault (Personal Injury Protection) .....	0	0	0	0	0	0	0	0	0	0	0	0
19.4	Other Commercial Auto Liability .....	458,115	522,338	0	263,842	91,497	138,238	470,016	600	38,029	140,706	76,842	18,085
21.1	Private Passenger Auto Physical Damage .....	0	0	0	0	0	0	0	0	0	0	0	0
21.2	Commercial Auto Physical Damage .....	45,610	51,368	0	22,758	57,695	57,649	7,986	0	917	3,378	7,713	1,802
22.	Aircraft (all perils) .....	48,473	52,975	0	21,929	0	(2,730)	19,276	0	584	2,576	(4)	1,898
23.	Fidelity .....	18,797	18,169	0	21,948	0	(165)	9,672	0	(7,508)	263	5,835	711
24.	Surety .....	27,153	29,498	0	17,780	0	2,322	16,736	0	0	1,981	11,002	1,013
26.	Burglary and Theft .....	0	0	0	0	0	(56)	24	0	(14)	0	0	0
27.	Boiler and Machinery .....	12,977	12,585	0	4,780	0	(507)	56	0	286	3	2,417	507
28.	Credit .....	0	0	0	0	0	0	0	0	0	0	0	0
29.	International .....	0	0	0	0	0	0	0	0	0	0	0	0
30.	Warranty .....	0	0	0	0	0	0	0	0	0	0	0	0
31.	Reins nonproportional assumed property .....	XXX	XXX	XXX	XXX	XXX	XXX	XXX	XXX	XXX	XXX	XXX	XXX
32.	Reins nonproportional assumed liability .....	XXX	XXX	XXX	XXX	XXX	XXX	XXX	XXX	XXX	XXX	XXX	XXX
33.	Reins nonproportional assumed financial lines .....	XXX	XXX	XXX	XXX	XXX	XXX	XXX	XXX	XXX	XXX	XXX	XXX
34.	Aggregate Write-Ins for Other Lines of Business .....	0	0	0	0	0	0	0	0	0	0	0	0
35.	Total (a) .....	3,181,215	3,170,982	0	1,477,177	5,024,094	5,988,888	4,308,993	96,307	150,697	445,274	508,318	71,355
DETAILS OF WRITE-INS													
3401.	Collateral Protection .....	0	0	0	0	0	0	0	0	0	0	0	0
3402.	Involuntary Unemployment .....	0	0	0	0	0	0	0	0	0	0	0	0
3403.	Patent Risk .....	0	0	0	0	0	0	0	0	0	0	0	0
3498.	Summary of remaining write-ins for Line 34 from overflow page .....	0	0	0	0	0	0	0	0	0	0	0	0
3499.	Totals (Lines 3401 through 3403 plus 3498)(Line 34 above) .....	0	0	0	0	0	0	0	0	0	0	0	0

(a) Finance and service charges not included in Lines 1 to 35 \$ 0  
(b) For health business on indicated lines report: Number of persons insured under PPO managed care products 0 and number of persons insured under indemnity only products 0

ANNUAL STATEMENT FOR THE YEAR 2024 OF THE GREAT AMERICAN ALLIANCE INSURANCE COMPANY

EXHIBIT OF PREMIUMS AND LOSSES

OVERFLOW PAGE FOR WRITE-INS

Additional Write-ins for Exhibit of Premiums and Losses Line 34

Line of Business	Gross Premiums, Including Policy and Membership Fees, Less Return Premiums and Premiums on Policies not Taken		3	4	5	6	7	8	9	10	11	12
	1 Direct Premiums Written	2 Direct Premiums Earned	Dividends Paid or Credited to Policyholders on Direct Business	Direct Unearned Premium Reserves	Direct Losses Paid (deducting salvage)	Direct Losses Incurred	Direct Losses Unpaid	Direct Defense and Cost Containment Expense Paid	Direct Defense and Cost Containment Expense Incurred	Direct Defense and Cost Containment Expense Unpaid	Commissions and Brokerage Expenses	Taxes, Licenses and Fees
3404. Uninsured Motorist .....	0	0	0	0	0	0	0	0	0	0	0	0
3497. Summary of remaining write-ins for Line 34 from overflow page	0	0	0	0	0	0	0	0	0	0	0	0



ANNUAL STATEMENT FOR THE YEAR 2024 OF THE GREAT AMERICAN ALLIANCE INSURANCE COMPANY

EXHIBIT OF PREMIUMS AND LOSSES (Statutory Page 14)

NAIC Group Code 0084		BUSINESS IN THE STATE OF New Hampshire				DURING THE YEAR 2024				NAIC Company Code 26832			
Line of Business		Gross Premiums, Including Policy and Membership Fees, Less Return Premiums and Premiums on Policies not Taken		3  Dividends Paid or Credited to Policyholders on Direct Business	4  Direct Unearned Premium Reserves	5  Direct Losses Paid (deducting salvage)	6  Direct Losses Incurred	7  Direct Losses Unpaid	8  Direct Defense and Cost Containment Expense Paid	9  Direct Defense and Cost Containment Expense Incurred	10  Direct Defense and Cost Containment Expense Unpaid	11  Commissions and Brokerage Expenses	12  Taxes, Licenses and Fees
		1 Direct Premiums Written	2 Direct Premiums Earned										
1.	Fire .....	0	22	0	0	0	0	0	0	0	0	0	0
2.1	Allied Lines .....	11,993	11,506	0	11,336	0	(1,525)	317	0	(27)	26	3,020	251
2.2	Multiple Peril Crop .....	0	0	0	0	0	0	0	0	0	0	0	0
2.3	Federal Flood .....	0	0	0	0	0	0	0	0	0	0	0	0
2.4	Private Crop .....	0	0	0	0	0	0	0	0	0	0	0	0
2.5	Private Flood .....	0	0	0	0	0	0	0	0	0	0	0	0
3.	Farmowners Multiple Peril .....	36,468	40,232	0	22,156	0	12,694	23,227	0	439	1,875	8,724	837
4.	Homeowners Multiple Peril .....	0	0	0	0	0	0	0	0	0	0	0	0
5.1	Commercial Multiple Peril (Non-Liability Portion) .....	11,254	20,011	0	7,533	3,376	2,051	12,754	0	421	3,371	1,919	358
5.2	Commercial Multiple Peril (Liability Portion) .....	21,338	9,677	0	14,450	0	(1,949)	8,864	0	(1,682)	5,572	3,398	371
6.	Mortgage Guaranty .....	0	0	0	0	0	0	0	0	0	0	0	0
8.	Ocean Marine .....	0	0	0	0	0	0	0	0	0	0	0	0
9.1	Inland Marine .....	22,595	22,846	0	215	3,797	2,486	(373)	0	52	73	4,790	857
9.2	Pet Insurance Plans .....	0	0	0	0	0	0	0	0	0	0	0	0
10.	Financial Guaranty .....	0	0	0	0	0	0	0	0	0	0	0	0
11.1	Medical Professional Liability - Occurrence .....	0	0	0	0	0	0	0	0	0	0	0	0
11.2	Medical Professional Liability - Claims-Made .....	0	0	0	0	0	0	0	0	0	0	0	0
12.	Earthquake .....	0	0	0	0	0	0	0	0	0	0	0	0
13.1	Comprehensive (hospital and medical) ind (b) .....	0	0	0	0	0	0	0	0	0	0	0	0
13.2	Comprehensive (hospital and medical) group (b) .....	0	0	0	0	0	0	0	0	0	0	0	0
14.	Credit A&H (Group and Individual) .....	0	0	0	0	0	0	0	0	0	0	0	0
15.1	Vision Only (b).....	0	0	0	0	0	0	0	0	0	0	0	0
15.2	Dental Only (b) .....	0	0	0	0	0	0	0	0	0	0	0	0
15.3	Disability Income (b) .....	0	0	0	0	0	0	0	0	0	0	0	0
15.4	Medicare Supplement (b) .....	0	0	0	0	0	0	0	0	0	0	0	0
15.5	Medicaid Title XIX (b) .....	0	0	0	0	0	0	0	0	0	0	0	0
15.6	Medicare Title XVIII (b).....	0	0	0	0	0	0	0	0	0	0	0	0
15.7	Long-Term Care (b) .....	0	0	0	0	0	0	0	0	0	0	0	0
15.8	Federal Employees Health Benefits Plan (b) .....	0	0	0	0	0	0	0	0	0	0	0	0
15.9	Other Health (b) .....	0	0	0	0	0	0	0	0	0	0	0	0
16.	Workers' Compensation .....	123,744	140,325	0	30,410	46,994	39,281	290,926	2,272	2,164	12,377	35,582	9,614
17.1	Other Liability - Occurrence .....	143,270	142,604	0	65,442	0	83,516	208,957	0	2,050	16,936	21,362	3,162
17.2	Other Liability - Claims-Made .....	0	0	0	0	0	(16)	2,023	0	(1)	240	0	0
17.3	Excess Workers' Compensation .....	0	0	0	0	0	0	0	0	0	0	0	0
18.1	Products Liability - Occurrence .....	0	0	0	0	0	10	6	0	29	1	0	0
18.2	Products Liability - Claims-Made .....	0	0	0	0	0	0	0	0	0	0	0	0
19.1	Private Passenger Auto No-Fault (Personal Injury Protection) .....	0	0	0	0	0	0	0	0	0	0	0	0
19.2	Other Private Passenger Auto Liability .....	0	0	0	0	0	0	0	0	0	0	0	0
19.3	Commercial Auto No-Fault (Personal Injury Protection) .....	0	0	0	0	0	0	0	0	0	0	0	0
19.4	Other Commercial Auto Liability .....	3,298	3,190	0	2,530	0	(2,594)	13,522	0	(849)	1,655	474	76
21.1	Private Passenger Auto Physical Damage .....	0	0	0	0	0	0	0	0	0	0	0	0
21.2	Commercial Auto Physical Damage .....	793	721	0	636	0	(67)	667	0	(35)	80	104	19
22.	Aircraft (all perils) .....	12,950	12,968	0	6,457	0	(6,870)	12,365	0	(243)	1,406	2,072	269
23.	Fidelity .....	95,058	97,218	0	80,205	0	(3,666)	45,013	0	(25,699)	1,352	29,502	1,621
24.	Surety .....	8,635	9,932	0	3,405	0	513	4,588	0	(271)	808	3,915	184
26.	Burglary and Theft .....	0	0	0	0	0	0	0	0	0	0	0	0
27.	Boiler and Machinery .....	1,864	1,785	0	1,336	0	(2,056)	9	0	(423)	1	270	41
28.	Credit .....	0	0	0	0	0	0	0	0	0	0	0	0
29.	International .....	0	0	0	0	0	0	0	0	0	0	0	0
30.	Warranty .....	0	0	0	0	0	0	0	0	0	0	0	0
31.	Reins nonproportional assumed property .....	XXX	XXX	XXX	XXX	XXX	XXX	XXX	XXX	XXX	XXX	XXX	XXX
32.	Reins nonproportional assumed liability .....	XXX	XXX	XXX	XXX	XXX	XXX	XXX	XXX	XXX	XXX	XXX	XXX
33.	Reins nonproportional assumed financial lines .....	XXX	XXX	XXX	XXX	XXX	XXX	XXX	XXX	XXX	XXX	XXX	XXX
34.	Aggregate Write-Ins for Other Lines of Business .....	0	0	0	0	0	0	0	0	0	0	0	0
35.	Total (a) .....	493,260	513,037	0	246,112	54,167	121,808	622,864	2,272	(24,076)	45,774	115,132	17,662
DETAILS OF WRITE-INS													
3401.	Collateral Protection .....	0	0	0	0	0	0	0	0	0	0	0	0
3402.	Involuntary Unemployment .....	0	0	0	0	0	0	0	0	0	0	0	0
3403.	Patent Risk .....	0	0	0	0	0	0	0	0	0	0	0	0
3498.	Summary of remaining write-ins for Line 34 from overflow page .....	0	0	0	0	0	0	0	0	0	0	0	0
3499.	Totals (Lines 3401 through 3403 plus 3498)(Line 34 above) .....	0	0	0	0	0	0	0	0	0	0	0	0

(a) Finance and service charges not included in Lines 1 to 35 \$ .....0  
(b) For health business on indicated lines report: Number of persons insured under PPO managed care products .....0 and number of persons insured under indemnity only products .....0 .

ANNUAL STATEMENT FOR THE YEAR 2024 OF THE GREAT AMERICAN ALLIANCE INSURANCE COMPANY

EXHIBIT OF PREMIUMS AND LOSSES

OVERFLOW PAGE FOR WRITE-INS

Additional Write-ins for Exhibit of Premiums and Losses Line 34

Line of Business	Gross Premiums, Including Policy and Membership Fees, Less Return Premiums and Premiums on Policies not Taken		3	4	5	6	7	8	9	10	11	12
	1 Direct Premiums Written	2 Direct Premiums Earned	Dividends Paid or Credited to Policyholders on Direct Business	Direct Unearned Premium Reserves	Direct Losses Paid (deducting salvage)	Direct Losses Incurred	Direct Losses Unpaid	Direct Defense and Cost Containment Expense Paid	Direct Defense and Cost Containment Expense Incurred	Direct Defense and Cost Containment Expense Unpaid	Commissions and Brokerage Expenses	Taxes, Licenses and Fees
3404. Uninsured Motorist .....	0	0	0	0	0	0	0	0	0	0	0	0
3497. Summary of remaining write-ins for Line 34 from overflow page	0	0	0	0	0	0	0	0	0	0	0	0



ANNUAL STATEMENT FOR THE YEAR 2024 OF THE GREAT AMERICAN ALLIANCE INSURANCE COMPANY

EXHIBIT OF PREMIUMS AND LOSSES (Statutory Page 14)

NAIC Group Code 0084 BUSINESS IN THE STATE OF New Jersey DURING THE YEAR 2024 NAIC Company Code 26832

Line of Business		Gross Premiums, Including Policy and Membership Fees, Less Return Premiums and Premiums on Policies not Taken		3	4	5	6	7	8	9	10	11	12
		1	2										
		Direct Premiums Written	Direct Premiums Earned	Dividends Paid or Credited to Policyholders on Direct Business	Direct Unearned Premium Reserves	Direct Losses Paid (deducting salvage)	Direct Losses Incurred	Direct Losses Unpaid	Direct Defense and Cost Containment Expense Paid	Direct Defense and Cost Containment Expense Incurred	Direct Defense and Cost Containment Expense Unpaid	Commissions and Brokerage Expenses	Taxes, Licenses and Fees
1.	Fire .....	276	116	0	160	0	(1)	0	0	0	0	73	6
2.1	Allied Lines .....	233	98	0	135	0	(14)	1	0	0	0	61	5
2.2	Multiple Peril Crop .....	0	0	0	0	0	0	0	0	0	0	0	0
2.3	Federal Flood .....	0	0	0	0	0	0	0	0	0	0	0	0
2.4	Private Crop .....	0	0	0	0	0	0	0	0	0	0	0	0
2.5	Private Flood .....	0	0	0	0	0	0	0	0	0	0	0	0
3.	Farmowners Multiple Peril .....	429,837	450,263	0	155,834	119,670	62,567	208,780	25,839	27,512	23,967	95,692	12,274
4.	Homeowners Multiple Peril .....	0	0	0	0	0	0	0	0	0	0	0	0
5.1	Commercial Multiple Peril (Non-Liability Portion) .....	1,229,244	1,169,666	0	530,150	191,181	(140,912)	297,544	7,458	(6,939)	13,306	261,605	32,279
5.2	Commercial Multiple Peril (Liability Portion) .....	646,969	553,498	0	272,174	264,380	570,490	771,046	21,783	14,752	167,570	130,251	16,157
6.	Mortgage Guaranty .....	0	0	0	0	0	0	0	0	0	0	0	0
8.	Ocean Marine .....	0	0	0	0	0	0	0	0	0	0	0	0
9.1	Inland Marine .....	174,354	175,123	0	22,019	9,290	549	6,614	2,592	1,030	713	36,947	4,585
9.2	Pet Insurance Plans .....	0	0	0	0	0	0	0	0	0	0	0	0
10.	Financial Guaranty .....	0	0	0	0	0	0	0	0	0	0	0	0
11.1	Medical Professional Liability - Occurrence .....	0	0	0	0	0	0	0	0	0	0	0	0
11.2	Medical Professional Liability - Claims-Made .....	0	0	0	0	0	0	0	0	0	0	0	0
12.	Earthquake .....	13,968	11,048	0	6,038	0	0	0	0	0	0	2,996	327
13.1	Comprehensive (hospital and medical) ind (b) .....	0	0	0	0	0	0	0	0	0	0	0	0
13.2	Comprehensive (hospital and medical) group (b) .....	0	0	0	0	0	0	0	0	0	0	0	0
14.	Credit A&H (Group and Individual) .....	0	0	0	0	0	0	0	0	0	0	0	0
15.1	Vision Only (b).....	0	0	0	0	0	0	0	0	0	0	0	0
15.2	Dental Only (b) .....	0	0	0	0	0	0	0	0	0	0	0	0
15.3	Disability Income (b) .....	0	0	0	0	0	0	0	0	0	0	0	0
15.4	Medicare Supplement (b) .....	0	0	0	0	0	0	0	0	0	0	0	0
15.5	Medicaid Title XIX (b) .....	0	0	0	0	0	0	0	0	0	0	0	0
15.6	Medicare Title XVIII (b).....	0	0	0	0	0	0	0	0	0	0	0	0
15.7	Long-Term Care (b) .....	0	0	0	0	0	0	0	0	0	0	0	0
15.8	Federal Employees Health Benefits Plan (b) .....	0	0	0	0	0	0	0	0	0	0	0	0
15.9	Other Health (b) .....	0	0	0	0	0	0	0	0	0	0	0	0
16.	Workers' Compensation .....	13,049,332	12,593,353	0	4,773,489	2,004,860	223,337	16,879,072	283,852	381,430	1,371,147	1,966,757	362,966
17.1	Other Liability - Occurrence .....	3,908,878	1,820,708	0	2,757,147	0	691,374	2,700,421	26,279	46,564	241,186	647,749	91,045
17.2	Other Liability - Claims-Made .....	0	263	0	0	4,894	534	278,669	0	1,170	7,144	19	3
17.3	Excess Workers' Compensation .....	0	0	0	0	0	0	0	0	0	0	0	0
18.1	Products Liability - Occurrence .....	2,080	1,761	0	1,069	2,640	(2,329)	894	271	253	534	445	51
18.2	Products Liability - Claims-Made .....	0	0	0	0	0	0	0	0	0	0	0	0
19.1	Private Passenger Auto No-Fault (Personal Injury Protection) .....	0	0	0	0	0	0	0	0	0	0	0	0
19.2	Other Private Passenger Auto Liability .....	0	0	0	0	0	0	0	0	0	0	0	0
19.3	Commercial Auto No-Fault (Personal Injury Protection) .....	5,440	5,697	0	1,888	0	(2,652)	6,751	0	(807)	1,270	1,046	150
19.4	Other Commercial Auto Liability .....	361,645	346,654	0	133,347	190,561	123,743	380,217	6,945	4,975	58,446	64,681	9,551
21.1	Private Passenger Auto Physical Damage .....	0	0	0	0	0	0	0	0	0	0	0	0
21.2	Commercial Auto Physical Damage .....	56,995	56,263	0	22,360	32,328	31,732	33,226	20,593	5,237	1,986	9,846	1,540
22.	Aircraft (all perils) .....	55,574	53,744	0	24,169	0	(5,317)	21,988	0	168	2,540	5,119	1,544
23.	Fidelity .....	519,535	422,278	0	459,071	0	(44,725)	238,479	0	(165,432)	5,659	160,958	12,585
24.	Surety .....	131,575	108,915	0	97,007	0	(3,997)	73,309	0	(9,311)	9,211	52,202	3,403
26.	Burglary and Theft .....	624	669	0	274	0	(29)	0	0	0	0	134	18
27.	Boiler and Machinery .....	80,338	78,679	0	33,221	45,372	93,495	73,556	0	8	18	16,270	2,150
28.	Credit .....	0	0	0	0	0	0	0	0	0	0	0	0
29.	International .....	0	0	0	0	0	0	0	0	0	0	0	0
30.	Warranty .....	0	0	0	0	0	0	0	0	0	0	0	0
31.	Reins nonproportional assumed property .....	XXX	XXX	XXX	XXX	XXX	XXX	XXX	XXX	XXX	XXX	XXX	XXX
32.	Reins nonproportional assumed liability .....	XXX	XXX	XXX	XXX	XXX	XXX	XXX	XXX	XXX	XXX	XXX	XXX
33.	Reins nonproportional assumed financial lines .....	XXX	XXX	XXX	XXX	XXX	XXX	XXX	XXX	XXX	XXX	XXX	XXX
34.	Aggregate Write-Ins for Other Lines of Business .....	0	0	0	0	0	0	0	0	0	0	0	0
35.	Total (a) .....	20,666,897	17,848,799	0	9,289,552	2,865,176	1,597,845	21,970,568	395,612	300,609	1,904,697	3,452,850	550,638
DETAILS OF WRITE-INS													
3401.	Collateral Protection .....	0	0	0	0	0	0	0	0	0	0	0	0
3402.	Involuntary Unemployment .....	0	0	0	0	0	0	0	0	0	0	0	0
3403.	Patent Risk .....	0	0	0	0	0	0	0	0	0	0	0	0
3498.	Summary of remaining write-ins for Line 34 from overflow page .....	0	0	0	0	0	0	0	0	0	0	0	0
3499.	Totals (Lines 3401 through 3403 plus 3498)(Line 34 above) .....	0	0	0	0	0	0	0	0	0	0	0	0

(a) Finance and service charges not included in Lines 1 to 35 \$ 0  
(b) For health business on indicated lines report: Number of persons insured under PPO managed care products 0 and number of persons insured under indemnity only products 0

ANNUAL STATEMENT FOR THE YEAR 2024 OF THE GREAT AMERICAN ALLIANCE INSURANCE COMPANY

EXHIBIT OF PREMIUMS AND LOSSES

OVERFLOW PAGE FOR WRITE-INS

Additional Write-ins for Exhibit of Premiums and Losses Line 34

Line of Business	Gross Premiums, Including Policy and Membership Fees, Less Return Premiums and Premiums on Policies not Taken		3	4	5	6	7	8	9	10	11	12
	1 Direct Premiums Written	2 Direct Premiums Earned	Dividends Paid or Credited to Policyholders on Direct Business	Direct Unearned Premium Reserves	Direct Losses Paid (deducting salvage)	Direct Losses Incurred	Direct Losses Unpaid	Direct Defense and Cost Containment Expense Paid	Direct Defense and Cost Containment Expense Incurred	Direct Defense and Cost Containment Expense Unpaid	Commissions and Brokerage Expenses	Taxes, Licenses and Fees
3404. Uninsured Motorist .....	0	0	0	0	0	0	0	0	0	0	0	0
3497. Summary of remaining write-ins for Line 34 from overflow page	0	0	0	0	0	0	0	0	0	0	0	0



ANNUAL STATEMENT FOR THE YEAR 2024 OF THE GREAT AMERICAN ALLIANCE INSURANCE COMPANY

EXHIBIT OF PREMIUMS AND LOSSES (Statutory Page 14)

NAIC Group Code 0084 BUSINESS IN THE STATE OF New Mexico DURING THE YEAR 2024 NAIC Company Code 26832

Line of Business		Gross Premiums, Including Policy and Membership Fees, Less Return Premiums and Premiums on Policies not Taken		3	4	5	6	7	8	9	10	11	12
		1	2										
		Direct Premiums Written	Direct Premiums Earned	Dividends Paid or Credited to Policyholders on Direct Business	Direct Unearned Premium Reserves	Direct Losses Paid (deducting salvage)	Direct Losses Incurred	Direct Losses Unpaid	Direct Defense and Cost Containment Expense Paid	Direct Defense and Cost Containment Expense Incurred	Direct Defense and Cost Containment Expense Unpaid	Commissions and Brokerage Expenses	Taxes, Licenses and Fees
1.	Fire .....	0	0	0	0	0	0	0	0	0	0	0	0
2.1	Allied Lines .....	2,960	2,222	0	738	0	255	255	0	0	0	561	104
2.2	Multiple Peril Crop .....	0	0	0	0	0	0	0	0	0	0	0	0
2.3	Federal Flood .....	0	0	0	0	0	0	0	0	0	0	0	0
2.4	Private Crop .....	0	0	0	0	0	0	0	0	0	0	0	0
2.5	Private Flood .....	0	0	0	0	0	0	0	0	0	0	0	0
3.	Farmowners Multiple Peril .....	0	0	0	0	0	(19)	10	0	0	1	0	0
4.	Homeowners Multiple Peril .....	0	0	0	0	0	0	0	0	0	0	0	0
5.1	Commercial Multiple Peril (Non-Liability Portion) .....	298,174	235,856	0	140,577	25,498	34,418	34,657	0	(7,355)	5,193	61,877	11,881
5.2	Commercial Multiple Peril (Liability Portion) .....	163,927	130,679	0	81,861	5,000	15,176	63,668	0	5,222	34,424	29,395	6,786
6.	Mortgage Guaranty .....	0	0	0	0	0	0	0	0	0	0	0	0
8.	Ocean Marine .....	0	0	0	0	0	0	0	0	0	0	0	0
9.1	Inland Marine .....	26,431	25,393	0	1,957	18,024	15,547	141	1,404	911	117	5,708	1,211
9.2	Pet Insurance Plans .....	0	0	0	0	0	0	0	0	0	0	0	0
10.	Financial Guaranty .....	0	0	0	0	0	0	0	0	0	0	0	0
11.1	Medical Professional Liability - Occurrence .....	0	0	0	0	0	0	0	0	0	0	0	0
11.2	Medical Professional Liability - Claims-Made .....	0	0	0	0	0	0	0	0	0	0	0	0
12.	Earthquake .....	1,304	1,166	0	601	0	129	221	0	34	34	405	54
13.1	Comprehensive (hospital and medical) ind (b) .....	0	0	0	0	0	0	0	0	0	0	0	0
13.2	Comprehensive (hospital and medical) group (b) .....	0	0	0	0	0	0	0	0	0	0	0	0
14.	Credit A&H (Group and Individual) .....	0	0	0	0	0	0	0	0	0	0	0	0
15.1	Vision Only (b).....	0	0	0	0	0	0	0	0	0	0	0	0
15.2	Dental Only (b) .....	0	0	0	0	0	0	0	0	0	0	0	0
15.3	Disability Income (b) .....	0	0	0	0	0	0	0	0	0	0	0	0
15.4	Medicare Supplement (b) .....	0	0	0	0	0	0	0	0	0	0	0	0
15.5	Medicaid Title XIX (b) .....	0	0	0	0	0	0	0	0	0	0	0	0
15.6	Medicare Title XVIII (b).....	0	0	0	0	0	0	0	0	0	0	0	0
15.7	Long-Term Care (b) .....	0	0	0	0	0	0	0	0	0	0	0	0
15.8	Federal Employees Health Benefits Plan (b) .....	0	0	0	0	0	0	0	0	0	0	0	0
15.9	Other Health (b) .....	0	0	0	0	0	0	0	0	0	0	0	0
16.	Workers' Compensation .....	382,272	327,431	0	149,505	4,096	37,982	258,786	2,146	(855)	34,439	58,255	15,119
17.1	Other Liability - Occurrence .....	534,959	575,317	0	290,660	0	(53,535)	637,220	38	(12,513)	44,074	98,212	25,929
17.2	Other Liability - Claims-Made .....	0	0	0	0	0	(23,830)	66,673	0	(1,360)	11,952	0	0
17.3	Excess Workers' Compensation .....	0	0	0	0	0	0	0	0	0	0	0	0
18.1	Products Liability - Occurrence .....	0	0	0	0	0	0	0	0	0	0	0	0
18.2	Products Liability - Claims-Made .....	0	0	0	0	0	0	0	0	0	0	0	0
19.1	Private Passenger Auto No-Fault (Personal Injury Protection) .....	0	0	0	0	0	0	0	0	0	0	0	0
19.2	Other Private Passenger Auto Liability .....	0	0	0	0	0	0	230	0	0	50	0	0
19.3	Commercial Auto No-Fault (Personal Injury Protection) .....	0	0	0	0	0	0	0	0	0	0	0	0
19.4	Other Commercial Auto Liability .....	95,603	95,753	0	60,532	19,939	12,632	106,740	0	(5,545)	15,009	13,494	5,136
21.1	Private Passenger Auto Physical Damage .....	0	0	0	0	0	0	0	0	0	0	0	0
21.2	Commercial Auto Physical Damage .....	79,847	73,675	0	50,288	(24,729)	(35,783)	10,346	42	(376)	1,303	10,359	4,058
22.	Aircraft (all perils) .....	42,284	13,323	0	28,961	0	271	4,120	0	223	481	6,343	1,284
23.	Fidelity .....	161,459	162,636	0	218,967	0	(859)	82,816	0	(45,371)	2,265	50,084	6,889
24.	Surety .....	44,570	36,161	0	306	0	306	13,434	0	(3,813)	1,341	15,219	1,516
26.	Burglary and Theft .....	0	1	0	0	0	0	0	0	0	0	0	0
27.	Boiler and Machinery .....	20,893	16,077	0	10,103	0	(238)	737	0	387	113	4,391	818
28.	Credit .....	0	0	0	0	0	39	282	0	0	0	0	0
29.	International .....	0	0	0	0	0	0	0	0	0	0	0	0
30.	Warranty .....	0	0	0	0	0	0	0	0	0	0	0	0
31.	Reins nonproportional assumed property .....	XXX	XXX	XXX	XXX	XXX	XXX	XXX	XXX	XXX	XXX	XXX	XXX
32.	Reins nonproportional assumed liability .....	XXX	XXX	XXX	XXX	XXX	XXX	XXX	XXX	XXX	XXX	XXX	XXX
33.	Reins nonproportional assumed financial lines .....	XXX	XXX	XXX	XXX	XXX	XXX	XXX	XXX	XXX	XXX	XXX	XXX
34.	Aggregate Write-Ins for Other Lines of Business .....	0	0	0	0	0	0	0	0	0	0	0	0
35.	Total (a) .....	1,854,683	1,685,690	0	1,071,378	47,828	2,491	1,280,336	3,630	(70,412)	150,795	354,303	80,786
DETAILS OF WRITE-INS													
3401.	Collateral Protection .....	0	0	0	0	0	0	0	0	0	0	0	0
3402.	Involuntary Unemployment .....	0	0	0	0	0	0	0	0	0	0	0	0
3403.	Patent Risk .....	0	0	0	0	0	0	0	0	0	0	0	0
3498.	Summary of remaining write-ins for Line 34 from overflow page .....	0	0	0	0	0	0	0	0	0	0	0	0
3499.	Totals (Lines 3401 through 3403 plus 3498)(Line 34 above) .....	0	0	0	0	0	0	0	0	0	0	0	0

(a) Finance and service charges not included in Lines 1 to 35 \$ 0  
(b) For health business on indicated lines report: Number of persons insured under PPO managed care products 0 and number of persons insured under indemnity only products 0



ANNUAL STATEMENT FOR THE YEAR 2024 OF THE GREAT AMERICAN ALLIANCE INSURANCE COMPANY

EXHIBIT OF PREMIUMS AND LOSSES

OVERFLOW PAGE FOR WRITE-INS

Additional Write-ins for Exhibit of Premiums and Losses Line 34

Line of Business	Gross Premiums, Including Policy and Membership Fees, Less Return Premiums and Premiums on Policies not Taken		3	4	5	6	7	8	9	10	11	12
	1 Direct Premiums Written	2 Direct Premiums Earned	Dividends Paid or Credited to Policyholders on Direct Business	Direct Unearned Premium Reserves	Direct Losses Paid (deducting salvage)	Direct Losses Incurred	Direct Losses Unpaid	Direct Defense and Cost Containment Expense Paid	Direct Defense and Cost Containment Expense Incurred	Direct Defense and Cost Containment Expense Unpaid	Commissions and Brokerage Expenses	Taxes, Licenses and Fees
3404. Uninsured Motorist .....	0	0	0	0	0	0	0	0	0	0	0	0
3497. Summary of remaining write-ins for Line 34 from overflow page	0	0	0	0	0	0	0	0	0	0	0	0



ANNUAL STATEMENT FOR THE YEAR 2024 OF THE GREAT AMERICAN ALLIANCE INSURANCE COMPANY

EXHIBIT OF PREMIUMS AND LOSSES (Statutory Page 14)

NAIC Group Code 0084 BUSINESS IN THE STATE OF New York DURING THE YEAR 2024 NAIC Company Code 26832

Line of Business		Gross Premiums, Including Policy and Membership Fees, Less Return Premiums and Premiums on Policies not Taken		3  Dividends Paid or Credited to Policyholders on Direct Business	4  Direct Unearned Premium Reserves	5  Direct Losses Paid (deducting salvage)	6  Direct Losses Incurred	7  Direct Losses Unpaid	8  Direct Defense and Cost Containment Expense Paid	9  Direct Defense and Cost Containment Expense Incurred	10  Direct Defense and Cost Containment Expense Unpaid	11  Commissions and Brokerage Expenses	12  Taxes, Licenses and Fees
		1 Direct Premiums Written	2 Direct Premiums Earned										
1.	Fire .....	13,232	10,971	0	6,873	2,437	3,056	975	608	684	95	1,967	288
2.1	Allied Lines .....	15,824	12,557	0	8,411	0	6,709	265	935	1,070	132	2,494	352
2.2	Multiple Peril Crop .....	0	0	0	0	0	0	0	0	0	0	0	0
2.3	Federal Flood .....	0	0	0	0	0	0	0	0	0	0	0	0
2.4	Private Crop .....	0	0	0	0	0	0	0	0	0	0	0	0
2.5	Private Flood .....	0	0	0	0	0	0	0	0	0	0	0	0
3.	Farmowners Multiple Peril .....	1,395,778	1,414,409	0	591,922	228,321	54,491	385,382	23,286	30,124	64,963	288,129	30,409
4.	Homeowners Multiple Peril .....	0	0	0	0	0	0	0	0	0	0	0	0
5.1	Commercial Multiple Peril (Non-Liability Portion) .....	1,684,598	1,617,236	0	797,057	253,165	384,588	615,538	17,654	15,813	51,873	342,897	36,801
5.2	Commercial Multiple Peril (Liability Portion) .....	529,300	546,412	0	175,726	218,033	1,265,100	2,477,305	627,053	589,078	317,633	105,991	11,568
6.	Mortgage Guaranty .....	0	0	0	0	0	0	0	0	0	0	0	0
8.	Ocean Marine .....	0	0	0	0	0	0	0	0	0	0	0	0
9.1	Inland Marine .....	343,783	344,310	0	46,525	66,171	49,205	15,122	7,039	7,428	1,367	72,648	7,551
9.2	Pet Insurance Plans .....	0	0	0	0	0	0	0	0	0	0	0	0
10.	Financial Guaranty .....	0	0	0	0	0	0	0	0	0	0	0	0
11.1	Medical Professional Liability - Occurrence .....	0	0	0	0	0	0	0	0	0	0	0	0
11.2	Medical Professional Liability - Claims-Made .....	0	0	0	0	0	0	0	0	0	0	0	0
12.	Earthquake .....	11,444	9,142	0	2,302	0	(137)	7	0	(12)	0	2,107	248
13.1	Comprehensive (hospital and medical) ind (b) .....	0	0	0	0	0	0	0	0	0	0	0	0
13.2	Comprehensive (hospital and medical) group (b) .....	0	0	0	0	0	0	0	0	0	0	0	0
14.	Credit A&H (Group and Individual) .....	0	0	0	0	0	0	0	0	0	0	0	0
15.1	Vision Only (b).....	0	0	0	0	0	0	0	0	0	0	0	0
15.2	Dental Only (b) .....	0	0	0	0	0	0	0	0	0	0	0	0
15.3	Disability Income (b) .....	0	0	0	0	0	0	0	0	0	0	0	0
15.4	Medicare Supplement (b) .....	0	0	0	0	0	0	0	0	0	0	0	0
15.5	Medicaid Title XIX (b) .....	0	0	0	0	0	0	0	0	0	0	0	0
15.6	Medicare Title XVIII (b).....	0	0	0	0	0	0	0	0	0	0	0	0
15.7	Long-Term Care (b) .....	0	0	0	0	0	0	0	0	0	0	0	0
15.8	Federal Employees Health Benefits Plan (b) .....	0	0	0	0	0	0	0	0	0	0	0	0
15.9	Other Health (b) .....	0	0	0	0	0	0	0	0	0	0	0	0
16.	Workers' Compensation .....	13,674,220	13,416,359	0	4,200,279	3,083,756	3,251,026	22,083,474	370,244	339,014	1,556,704	2,048,871	310,278
17.1	Other Liability - Occurrence .....	4,038,287	4,145,947	0	1,866,990	175,000	5,824,981	25,450,964	730,320	217,552	1,923,599	579,738	88,367
17.2	Other Liability - Claims-Made .....	1,199,489	1,214,024	0	463,151	296,438	1,947,210	8,877,518	579,292	898,245	1,884,031	231,042	19,615
17.3	Excess Workers' Compensation .....	0	0	0	0	0	0	0	0	0	0	0	0
18.1	Products Liability - Occurrence .....	101,262	81,153	0	25,555	0	17,254	68,733	0	(3,809)	22,418	20,300	2,201
18.2	Products Liability - Claims-Made .....	0	0	0	0	0	0	0	0	0	0	0	0
19.1	Private Passenger Auto No-Fault (Personal Injury Protection) .....	0	0	0	0	0	0	0	0	0	0	0	0
19.2	Other Private Passenger Auto Liability .....	0	0	0	0	0	0	0	0	0	0	0	0
19.3	Commercial Auto No-Fault (Personal Injury Protection) .....	34,360	32,266	0	16,737	(140)	786	34,504	0	542	6,569	5,573	749
19.4	Other Commercial Auto Liability .....	555,038	513,536	0	257,289	1,633,550	1,001,550	1,946,294	93,273	103,951	117,120	89,625	12,100
21.1	Private Passenger Auto Physical Damage .....	0	0	0	0	0	0	0	0	0	0	0	0
21.2	Commercial Auto Physical Damage .....	212,808	187,845	0	107,208	58,642	59,647	32,981	991	1,734	5,312	33,964	4,637
22.	Aircraft (all perils) .....	155,731	117,138	0	69,393	0	(20,109)	61,957	0	14	8,053	24,130	3,367
23.	Fidelity .....	1,028,240	1,001,795	0	1,059,500	70	25,886	421,905	0	(195,641)	13,689	318,674	22,288
24.	Surety .....	164,427	106,182	0	141,452	0	(22,638)	102,559	0	(20,478)	7,442	56,266	3,547
26.	Burglary and Theft .....	231	165	0	163	0	(179)	0	0	0	0	0	5
27.	Boiler and Machinery .....	124,417	121,905	0	57,363	107,434	87,059	123	0	(325)	32	23,244	2,716
28.	Credit .....	0	0	0	0	0	0	0	0	0	0	0	0
29.	International .....	0	0	0	0	0	0	0	0	0	0	0	0
30.	Warranty .....	0	0	0	0	0	0	0	0	0	0	0	0
31.	Reins nonproportional assumed property .....	XXX	XXX	XXX	XXX	XXX	XXX	XXX	XXX	XXX	XXX	XXX	XXX
32.	Reins nonproportional assumed liability .....	XXX	XXX	XXX	XXX	XXX	XXX	XXX	XXX	XXX	XXX	XXX	XXX
33.	Reins nonproportional assumed financial lines .....	XXX	XXX	XXX	XXX	XXX	XXX	XXX	XXX	XXX	XXX	XXX	XXX
34.	Aggregate Write-Ins for Other Lines of Business .....	0	0	0	0	0	0	0	0	0	0	0	0
35.	Total (a) .....	25,282,469	24,893,350	0	9,893,898	6,122,875	13,935,483	62,575,605	2,450,696	1,984,983	5,981,030	4,247,702	557,088
DETAILS OF WRITE-INS													
3401.	Collateral Protection .....	0	0	0	0	0	0	0	0	0	0	0	0
3402.	Involuntary Unemployment .....	0	0	0	0	0	0	0	0	0	0	0	0
3403.	Patent Risk .....	0	0	0	0	0	0	0	0	0	0	0	0
3498.	Summary of remaining write-ins for Line 34 from overflow page .....	0	0	0	0	0	0	0	0	0	0	0	0
3499.	Totals (Lines 3401 through 3403 plus 3498)(Line 34 above) .....	0	0	0	0	0	0	0	0	0	0	0	0

(a) Finance and service charges not included in Lines 1 to 35 \$ 0  
(b) For health business on indicated lines report: Number of persons insured under PPO managed care products 0 and number of persons insured under indemnity only products 0

ANNUAL STATEMENT FOR THE YEAR 2024 OF THE GREAT AMERICAN ALLIANCE INSURANCE COMPANY

EXHIBIT OF PREMIUMS AND LOSSES

OVERFLOW PAGE FOR WRITE-INS

Additional Write-ins for Exhibit of Premiums and Losses Line 34

Line of Business	Gross Premiums, Including Policy and Membership Fees, Less Return Premiums and Premiums on Policies not Taken		3	4	5	6	7	8	9	10	11	12
	1 Direct Premiums Written	2 Direct Premiums Earned	Dividends Paid or Credited to Policyholders on Direct Business	Direct Unearned Premium Reserves	Direct Losses Paid (deducting salvage)	Direct Losses Incurred	Direct Losses Unpaid	Direct Defense and Cost Containment Expense Paid	Direct Defense and Cost Containment Expense Incurred	Direct Defense and Cost Containment Expense Unpaid	Commissions and Brokerage Expenses	Taxes, Licenses and Fees
3404. Uninsured Motorist .....	0	0	0	0	0	0	0	0	0	0	0	0
3497. Summary of remaining write-ins for Line 34 from overflow page	0	0	0	0	0	0	0	0	0	0	0	0



ANNUAL STATEMENT FOR THE YEAR 2024 OF THE GREAT AMERICAN ALLIANCE INSURANCE COMPANY

EXHIBIT OF PREMIUMS AND LOSSES (Statutory Page 14)

NAIC Group Code 0084 BUSINESS IN THE STATE OF North Carolina DURING THE YEAR 2024 NAIC Company Code 26832

Line of Business		Gross Premiums, Including Policy and Membership Fees, Less Return Premiums and Premiums on Policies not Taken		3	4	5	6	7	8	9	10	11	12
		1	2										
		Direct Premiums Written	Direct Premiums Earned	Dividends Paid or Credited to Policyholders on Direct Business	Direct Unearned Premium Reserves	Direct Losses Paid (deducting salvage)	Direct Losses Incurred	Direct Losses Unpaid	Direct Defense and Cost Containment Expense Paid	Direct Defense and Cost Containment Expense Incurred	Direct Defense and Cost Containment Expense Unpaid	Commissions and Brokerage Expenses	Taxes, Licenses and Fees
1.	Fire .....	0	0	0	0	0	0	0	0	0	0	0	0
2.1	Allied Lines .....	12	12	0	0	0	(3,802)	0	0	(1,935)	0	30	0
2.2	Multiple Peril Crop .....	0	0	0	0	0	0	0	0	0	0	0	0
2.3	Federal Flood .....	0	0	0	0	0	0	0	0	0	0	0	0
2.4	Private Crop .....	0	0	0	0	0	0	0	0	0	0	0	0
2.5	Private Flood .....	0	0	0	0	0	0	0	0	0	0	0	0
3.	Farmowners Multiple Peril .....	163,043	171,341	0	72,734	254,952	312,853	106,999	0	761	8,262	36,199	2,449
4.	Homeowners Multiple Peril .....	0	0	0	0	0	0	0	0	0	0	0	0
5.1	Commercial Multiple Peril (Non-Liability Portion) .....	342,341	372,880	0	163,770	8,963	19,450	62,225	0	1,979	8,112	71,613	6,961
5.2	Commercial Multiple Peril (Liability Portion) .....	75,657	76,541	0	33,455	5,250	50,866	110,087	0	(11,001)	42,379	15,599	1,107
6.	Mortgage Guaranty .....	0	0	0	0	0	0	0	0	0	0	0	0
8.	Ocean Marine .....	0	0	0	0	0	0	0	0	0	0	0	0
9.1	Inland Marine .....	107,643	108,658	0	9,598	81,260	78,094	6,907	10,713	12,115	1,793	22,697	1,146
9.2	Pet Insurance Plans .....	0	0	0	0	0	0	0	0	0	0	0	0
10.	Financial Guaranty .....	0	0	0	0	0	0	0	0	0	0	0	0
11.1	Medical Professional Liability - Occurrence .....	0	0	0	0	0	0	0	0	0	0	0	0
11.2	Medical Professional Liability - Claims-Made .....	0	0	0	0	0	0	0	0	0	0	0	0
12.	Earthquake .....	966	960	0	867	0	0	0	0	0	0	199	3
13.1	Comprehensive (hospital and medical) ind (b) .....	0	0	0	0	0	0	0	0	0	0	0	0
13.2	Comprehensive (hospital and medical) group (b) .....	0	0	0	0	0	0	0	0	0	0	0	0
14.	Credit A&H (Group and Individual) .....	0	0	0	0	0	0	0	0	0	0	0	0
15.1	Vision Only (b).....	0	0	0	0	0	0	0	0	0	0	0	0
15.2	Dental Only (b) .....	0	0	0	0	0	0	0	0	0	0	0	0
15.3	Disability Income (b) .....	0	0	0	0	0	0	0	0	0	0	0	0
15.4	Medicare Supplement (b) .....	0	0	0	0	0	0	0	0	0	0	0	0
15.5	Medicaid Title XIX (b) .....	0	0	0	0	0	0	0	0	0	0	0	0
15.6	Medicare Title XVIII (b).....	0	0	0	0	0	0	0	0	0	0	0	0
15.7	Long-Term Care (b) .....	0	0	0	0	0	0	0	0	0	0	0	0
15.8	Federal Employees Health Benefits Plan (b) .....	0	0	0	0	0	0	0	0	0	0	0	0
15.9	Other Health (b) .....	0	0	0	0	0	0	0	0	0	0	0	0
16.	Workers' Compensation .....	11,438,897	11,646,683	0	3,867,097	1,479,275	50,709	11,752,406	121,023	96,271	1,567,202	1,283,430	224,638
17.1	Other Liability - Occurrence .....	947,377	765,773	0	571,981	2,699	128,385	1,220,553	4,251	(1,535)	101,955	95,470	4,388
17.2	Other Liability - Claims-Made .....	0	285	0	0	0	(11,629)	32,113	0	(409)	7,722	0	4
17.3	Excess Workers' Compensation .....	0	0	0	0	0	0	0	0	0	0	0	0
18.1	Products Liability - Occurrence .....	123	92	0	31	0	11	43	0	5	(4)	26	0
18.2	Products Liability - Claims-Made .....	0	0	0	0	0	0	0	0	0	0	0	0
19.1	Private Passenger Auto No-Fault (Personal Injury Protection) .....	0	0	0	0	0	0	0	0	0	0	0	0
19.2	Other Private Passenger Auto Liability .....	0	0	0	0	0	0	0	0	0	0	0	0
19.3	Commercial Auto No-Fault (Personal Injury Protection) .....	0	0	0	0	0	0	0	0	0	0	0	0
19.4	Other Commercial Auto Liability .....	86,882	171,839	0	47,642	57,113	(68,200)	200,140	7	(20,126)	49,949	16,472	2,935
21.1	Private Passenger Auto Physical Damage .....	0	0	0	0	0	0	0	0	0	0	0	0
21.2	Commercial Auto Physical Damage .....	29,420	42,739	0	15,456	35,647	34,955	10,607	55	(229)	1,997	5,853	894
22.	Aircraft (all perils) .....	51,903	70,143	0	22,782	0	(291)	22,976	0	681	2,797	7,785	976
23.	Fidelity .....	164,876	176,653	0	249,168	215,160	209,128	100,604	0	(56,461)	2,319	51,127	1,722
24.	Surety .....	84,301	105,442	0	48,368	0	10,148	49,397	0	1,265	8,749	37,160	1,036
26.	Burglary and Theft .....	0	10	0	0	0	(39)	0	0	0	0	0	12
27.	Boiler and Machinery .....	28,990	29,947	0	14,479	0	(1,387)	104	0	(196)	0	5,790	514
28.	Credit .....	0	0	0	0	0	0	0	0	0	0	0	0
29.	International .....	0	0	0	0	0	0	0	0	0	0	0	0
30.	Warranty .....	0	0	0	0	0	0	0	0	0	0	0	0
31.	Reins nonproportional assumed property .....	XXX	XXX	XXX	XXX	XXX	XXX	XXX	XXX	XXX	XXX	XXX	XXX
32.	Reins nonproportional assumed liability .....	XXX	XXX	XXX	XXX	XXX	XXX	XXX	XXX	XXX	XXX	XXX	XXX
33.	Reins nonproportional assumed financial lines .....	XXX	XXX	XXX	XXX	XXX	XXX	XXX	XXX	XXX	XXX	XXX	XXX
34.	Aggregate Write-Ins for Other Lines of Business .....	0	0	0	0	0	0	0	0	0	0	0	0
35.	Total (a) .....	13,522,431	13,739,999	0	5,117,428	2,140,319	809,251	13,675,163	136,050	21,184	1,803,233	1,649,453	248,785
DETAILS OF WRITE-INS													
3401.	Collateral Protection .....	0	0	0	0	0	0	0	0	0	0	0	0
3402.	Involuntary Unemployment .....	0	0	0	0	0	0	0	0	0	0	0	0
3403.	Patent Risk .....	0	0	0	0	0	0	0	0	0	0	0	0
3498.	Summary of remaining write-ins for Line 34 from overflow page .....	0	0	0	0	0	0	0	0	0	0	0	0
3499.	Totals (Lines 3401 through 3403 plus 3498)(Line 34 above) .....	0	0	0	0	0	0	0	0	0	0	0	0

(a) Finance and service charges not included in Lines 1 to 35 \$ .....0  
(b) For health business on indicated lines report: Number of persons insured under PPO managed care products .....0 and number of persons insured under indemnity only products .....0 .

ANNUAL STATEMENT FOR THE YEAR 2024 OF THE GREAT AMERICAN ALLIANCE INSURANCE COMPANY

EXHIBIT OF PREMIUMS AND LOSSES

OVERFLOW PAGE FOR WRITE-INS

Additional Write-ins for Exhibit of Premiums and Losses Line 34

Line of Business	Gross Premiums, Including Policy and Membership Fees, Less Return Premiums and Premiums on Policies not Taken		3	4	5	6	7	8	9	10	11	12
	1 Direct Premiums Written	2 Direct Premiums Earned	Dividends Paid or Credited to Policyholders on Direct Business	Direct Unearned Premium Reserves	Direct Losses Paid (deducting salvage)	Direct Losses Incurred	Direct Losses Unpaid	Direct Defense and Cost Containment Expense Paid	Direct Defense and Cost Containment Expense Incurred	Direct Defense and Cost Containment Expense Unpaid	Commissions and Brokerage Expenses	Taxes, Licenses and Fees
3404. Uninsured Motorist .....	0	0	0	0	0	0	0	0	0	0	0	0
3497. Summary of remaining write-ins for Line 34 from overflow page	0	0	0	0	0	0	0	0	0	0	0	0



ANNUAL STATEMENT FOR THE YEAR 2024 OF THE GREAT AMERICAN ALLIANCE INSURANCE COMPANY

EXHIBIT OF PREMIUMS AND LOSSES (Statutory Page 14)

NAIC Group Code 0084		BUSINESS IN THE STATE OF North Dakota				DURING THE YEAR 2024				NAIC Company Code 26832			
Line of Business	Gross Premiums, Including Policy and Membership Fees, Less Return Premiums and Premiums on Policies not Taken		3  Dividends Paid or Credited to Policyholders on Direct Business	4  Direct Unearned Premium Reserves	5  Direct Losses Paid (deducting salvage)	6  Direct Losses Incurred	7  Direct Losses Unpaid	8  Direct Defense and Cost Containment Expense Paid	9  Direct Defense and Cost Containment Expense Incurred	10  Direct Defense and Cost Containment Expense Unpaid	11  Commissions and Brokerage Expenses	12  Taxes, Licenses and Fees	
	1 Direct Premiums Written	2 Direct Premiums Earned											
Fire	0	0	0	0	0	(206)	22	0	0	(151)	3	0	
Allied Lines	0	0	0	0	0	(534)	58	0	0	(391)	9	0	
Multiple Peril Crop	0	0	0	0	0	0	0	0	0	0	0	0	
Federal Flood	0	0	0	0	0	0	0	0	0	0	0	0	
Private Crop	0	0	0	0	0	0	0	0	0	0	0	0	
Private Flood	0	0	0	0	0	0	0	0	0	0	0	0	
Farmowners Multiple Peril	0	0	0	0	0	(445)	137	0	0	(194)	(189)	0	
Homeowners Multiple Peril	0	0	0	0	0	0	0	0	0	0	0	0	
Commercial Multiple Peril (Non-Liability Portion)	19,981	18,283	0	13,218	0	(6,093)	3,899	0	0	(3,126)	665	6,195	
Commercial Multiple Peril (Liability Portion)	10,940	11,172	0	6,159	29,000	37,893	15,646	0	0	(2,438)	945	3,397	
Mortgage Guaranty	0	0	0	0	0	0	0	0	0	0	0	0	
Ocean Marine	0	0	0	0	0	0	0	0	0	0	0	0	
Inland Marine	5,818	5,209	0	717	1,015	971	161	0	26	58	1,370	564	
Pet Insurance Plans	0	0	0	0	0	0	0	0	0	0	0	0	
Financial Guaranty	0	0	0	0	0	0	0	0	0	0	0	0	
Medical Professional Liability - Occurrence	0	0	0	0	0	0	0	0	0	0	0	0	
Medical Professional Liability - Claims-Made	0	0	0	0	0	0	0	0	0	0	0	0	
Earthquake	0	0	0	0	0	0	0	0	0	0	0	0	
Comprehensive (hospital and medical) ind (b)	0	0	0	0	0	0	0	0	0	0	0	0	
Comprehensive (hospital and medical) group (b)	0	0	0	0	0	0	0	0	0	0	0	0	
Credit A&H (Group and Individual)	0	0	0	0	0	0	0	0	0	0	0	0	
Vision Only (b)	0	0	0	0	0	0	0	0	0	0	0	0	
Dental Only (b)	0	0	0	0	0	0	0	0	0	0	0	0	
Disability Income (b)	0	0	0	0	0	0	0	0	0	0	0	0	
Medicare Supplement (b)	0	0	0	0	0	0	0	0	0	0	0	0	
Medicaid Title XIX (b)	0	0	0	0	0	0	0	0	0	0	0	0	
Medicare Title XVIII (b)	0	0	0	0	0	0	0	0	0	0	0	0	
Long-Term Care (b)	0	0	0	0	0	0	0	0	0	0	0	0	
Federal Employees Health Benefits Plan (b)	0	0	0	0	0	0	0	0	0	0	0	0	
Other Health (b)	0	0	0	0	0	0	0	0	0	0	0	0	
Workers' Compensation	16,338	17,756	0	7,171	0	1,247	13,679	0	116	1,443	1,235	1,373	
Other Liability - Occurrence	68,259	63,758	0	32,735	0	7,485	155,965	0	(7,799)	14,290	13,998	3,795	
Other Liability - Claims-Made	0	0	0	0	0	(3)	2,288	0	0	245	0	0	
Excess Workers' Compensation	0	0	0	0	0	0	0	0	0	0	0	0	
Products Liability - Occurrence	0	0	0	0	0	0	0	0	0	0	0	0	
Products Liability - Claims-Made	0	0	0	0	0	0	0	0	0	0	0	0	
Private Passenger Auto No-Fault (Personal Injury Protection)	0	0	0	0	0	0	0	0	0	0	0	0	
Other Private Passenger Auto Liability	0	0	0	0	0	0	0	0	0	0	0	0	
Commercial Auto No-Fault (Personal Injury Protection)	336	307	0	143	0	(68)	8	0	(60)	17	104	19	
Other Commercial Auto Liability	11,508	10,411	0	5,386	29,452	42,772	15,995	0	(1,899)	512	3,541	628	
Private Passenger Auto Physical Damage	0	0	0	0	0	0	0	0	0	0	0	0	
Commercial Auto Physical Damage	21,211	22,755	0	10,022	13,281	12,282	101	5,319	4,864	50	6,574	1,397	
Aircraft (all perils)	11,869	34,506	0	4,059	0	1,565	10,011	0	514	1,410	1,780	1,661	
Fidelity	140,629	46,774	0	101,002	0	1,164	21,030	0	(11,206)	670	43,653	6,774	
Surety	3,213	2,784	0	1,263	0	485	943	0	87	161	1,201	136	
Burglary and Theft	0	0	0	0	0	0	0	0	0	0	0	0	
Boiler and Machinery	3,210	2,848	0	2,397	0	(545)	625	0	96	96	996	172	
Credit	0	0	0	0	0	0	0	0	0	0	0	0	
International	0	0	0	0	0	0	0	0	0	0	0	0	
Warranty	0	0	0	0	0	0	0	0	0	0	0	0	
Reins nonproportional assumed property	XXX	XXX	XXX	XXX	XXX	XXX	XXX	XXX	XXX	XXX	XXX	XXX	
Reins nonproportional assumed liability	XXX	XXX	XXX	XXX	XXX	XXX	XXX	XXX	XXX	XXX	XXX	XXX	
Reins nonproportional assumed financial lines	XXX	XXX	XXX	XXX	XXX	XXX	XXX	XXX	XXX	XXX	XXX	XXX	
Aggregate Write-Ins for Other Lines of Business	0	0	0	0	0	0	0	0	0	0	0	0	
Total (a)	313,312	236,565	0	184,272	72,748	97,969	240,568	5,319	(21,563)	20,384	84,046	18,293	
DETAILS OF WRITE-INS													
Collateral Protection	0	0	0	0	0	0	0	0	0	0	0	0	
Involuntary Unemployment	0	0	0	0	0	0	0	0	0	0	0	0	
Patent Risk	0	0	0	0	0	0	0	0	0	0	0	0	
Summary of remaining write-ins for Line 34 from overflow page	0	0	0	0	0	0	0	0	0	0	0	0	
Totals (Lines 3401 through 3403 plus 3498)(Line 34 above)	0	0	0	0	0	0	0	0	0	0	0	0	

(a) Finance and service charges not included in Lines 1 to 35 \$ .....0  
(b) For health business on indicated lines report: Number of persons insured under PPO managed care products .....0 and number of persons insured under indemnity only products .....0 .

ANNUAL STATEMENT FOR THE YEAR 2024 OF THE GREAT AMERICAN ALLIANCE INSURANCE COMPANY

EXHIBIT OF PREMIUMS AND LOSSES

OVERFLOW PAGE FOR WRITE-INS

Additional Write-ins for Exhibit of Premiums and Losses Line 34

Line of Business	Gross Premiums, Including Policy and Membership Fees, Less Return Premiums and Premiums on Policies not Taken		3	4	5	6	7	8	9	10	11	12
	1 Direct Premiums Written	2 Direct Premiums Earned	Dividends Paid or Credited to Policyholders on Direct Business	Direct Unearned Premium Reserves	Direct Losses Paid (deducting salvage)	Direct Losses Incurred	Direct Losses Unpaid	Direct Defense and Cost Containment Expense Paid	Direct Defense and Cost Containment Expense Incurred	Direct Defense and Cost Containment Expense Unpaid	Commissions and Brokerage Expenses	Taxes, Licenses and Fees
3404. Uninsured Motorist .....	0	0	0	0	0	0	0	0	0	0	0	0
3497. Summary of remaining write-ins for Line 34 from overflow page	0	0	0	0	0	0	0	0	0	0	0	0



ANNUAL STATEMENT FOR THE YEAR 2024 OF THE GREAT AMERICAN ALLIANCE INSURANCE COMPANY

EXHIBIT OF PREMIUMS AND LOSSES (Statutory Page 14)

NAIC Group Code 0084 BUSINESS IN THE STATE OF Ohio DURING THE YEAR 2024 NAIC Company Code 26832

Line of Business		Gross Premiums, Including Policy and Membership Fees, Less Return Premiums and Premiums on Policies not Taken		3	4	5	6	7	8	9	10	11	12
		1	2										
		Direct Premiums Written	Direct Premiums Earned	Dividends Paid or Credited to Policyholders on Direct Business	Direct Unearned Premium Reserves	Direct Losses Paid (deducting salvage)	Direct Losses Incurred	Direct Losses Unpaid	Direct Defense and Cost Containment Expense Paid	Direct Defense and Cost Containment Expense Incurred	Direct Defense and Cost Containment Expense Unpaid	Commissions and Brokerage Expenses	Taxes, Licenses and Fees
1.	Fire .....	0	0	0	0	0	(7)	0	0	0	0	0	0
2.1	Allied Lines .....	0	0	0	0	0	(20)	2	0	0	1	0	0
2.2	Multiple Peril Crop .....	0	0	0	0	0	0	0	0	0	0	0	0
2.3	Federal Flood .....	0	0	0	0	0	0	0	0	0	0	0	0
2.4	Private Crop .....	0	0	0	0	0	0	0	0	0	0	0	0
2.5	Private Flood .....	0	0	0	0	0	0	0	0	0	0	0	0
3.	Farmowners Multiple Peril .....	80,133	71,452	0	28,577	(73,700)	(71,024)	16,123	17,749	18,667	2,666	17,654	1,699
4.	Homeowners Multiple Peril .....	0	0	0	0	0	0	0	0	0	0	0	0
5.1	Commercial Multiple Peril (Non-Liability Portion) .....	310,241	333,026	0	138,901	511,998	323,935	273,281	3,151	(23,391)	33,123	57,443	7,197
5.2	Commercial Multiple Peril (Liability Portion) .....	72,539	72,183	0	40,690	744	(33,311)	75,799	0	(10,510)	30,715	14,296	1,617
6.	Mortgage Guaranty .....	0	0	0	0	0	0	0	0	0	0	0	0
8.	Ocean Marine .....	0	0	0	0	0	0	0	0	0	0	0	0
9.1	Inland Marine .....	93,008	97,019	0	2,396	22,965	13,168	4,064	1,220	(678)	561	19,816	2,310
9.2	Pet Insurance Plans .....	0	0	0	0	0	0	0	0	0	0	0	0
10.	Financial Guaranty .....	0	0	0	0	0	0	0	0	0	0	0	0
11.1	Medical Professional Liability - Occurrence .....	0	0	0	0	0	0	0	0	0	0	0	0
11.2	Medical Professional Liability - Claims-Made .....	0	0	0	0	0	0	0	0	0	0	0	0
12.	Earthquake .....	1,291	3,065	0	636	0	281	401	0	51	54	305	41
13.1	Comprehensive (hospital and medical) ind (b) .....	0	0	0	0	0	0	0	0	0	0	0	0
13.2	Comprehensive (hospital and medical) group (b) .....	0	0	0	0	0	0	0	0	0	0	0	0
14.	Credit A&H (Group and Individual) .....	0	0	0	0	0	0	0	0	0	0	0	0
15.1	Vision Only (b).....	0	0	0	0	0	0	0	0	0	0	0	0
15.2	Dental Only (b) .....	0	0	0	0	0	0	0	0	0	0	0	0
15.3	Disability Income (b) .....	0	0	0	0	0	0	0	0	0	0	0	0
15.4	Medicare Supplement (b) .....	0	0	0	0	0	0	0	0	0	0	0	0
15.5	Medicaid Title XIX (b) .....	0	0	0	0	0	0	0	0	0	0	0	0
15.6	Medicare Title XVIII (b).....	0	0	0	0	0	0	0	0	0	0	0	0
15.7	Long-Term Care (b) .....	0	0	0	0	0	0	0	0	0	0	0	0
15.8	Federal Employees Health Benefits Plan (b) .....	0	0	0	0	0	0	0	0	0	0	0	0
15.9	Other Health (b) .....	0	0	0	0	0	0	0	0	0	0	0	0
16.	Workers' Compensation .....	244,383	230,202	0	71,465	0	(10,621)	179,276	0	176	24,470	25,262	1,451
17.1	Other Liability - Occurrence .....	1,109,036	1,235,127	0	457,124	0	(4,499,902)	2,781,755	0	(16,069)	184,747	148,453	27,030
17.2	Other Liability - Claims-Made .....	2,443	2,443	0	66	0	66	15,052	0	165	2,081	405	52
17.3	Excess Workers' Compensation .....	0	0	0	0	0	0	0	0	0	0	0	0
18.1	Products Liability - Occurrence .....	85	64	0	21	0	(2)	11	0	(3)	6	18	2
18.2	Products Liability - Claims-Made .....	0	0	0	0	0	0	0	0	0	0	0	0
19.1	Private Passenger Auto No-Fault (Personal Injury Protection) .....	0	0	0	0	0	0	0	0	0	0	0	0
19.2	Other Private Passenger Auto Liability .....	0	0	0	0	0	0	0	0	0	0	0	0
19.3	Commercial Auto No-Fault (Personal Injury Protection) .....	0	0	0	0	0	0	0	0	0	0	0	0
19.4	Other Commercial Auto Liability .....	73,098	70,042	0	29,871	0	(10,178)	76,047	0	(15,073)	11,056	14,441	1,624
21.1	Private Passenger Auto Physical Damage .....	0	0	0	0	0	0	0	0	0	0	0	0
21.2	Commercial Auto Physical Damage .....	36,370	34,599	0	11,602	11,058	10,982	4,998	0	(724)	753	6,917	789
22.	Aircraft (all perils) .....	118,055	160,858	0	62,492	0	(10,665)	67,694	0	1,336	9,074	15,893	3,101
23.	Fidelity .....	782,196	806,150	0	1,015,113	203,263	204,436	376,973	0	(206,923)	11,094	242,918	17,823
24.	Surety .....	135,359	103,051	0	81,458	0	9,214	41,100	0	(6,875)	50,053	2,409	0
26.	Burglary and Theft .....	0	0	0	0	0	0	0	0	0	0	0	0
27.	Boiler and Machinery .....	20,749	19,801	0	10,361	15,728	3,362	371	0	550	54	4,059	451
28.	Credit .....	0	0	0	0	0	2,312	16,730	0	0	0	0	3
29.	International .....	0	0	0	0	0	0	0	0	0	0	0	0
30.	Warranty .....	0	0	0	0	0	0	0	0	0	0	0	0
31.	Reins nonproportional assumed property .....	XXX	XXX	XXX	XXX	XXX	XXX	XXX	XXX	XXX	XXX	XXX	XXX
32.	Reins nonproportional assumed liability .....	XXX	XXX	XXX	XXX	XXX	XXX	XXX	XXX	XXX	XXX	XXX	XXX
33.	Reins nonproportional assumed financial lines .....	XXX	XXX	XXX	XXX	XXX	XXX	XXX	XXX	XXX	XXX	XXX	XXX
34.	Aggregate Write-Ins for Other Lines of Business .....	0	0	0	0	0	0	0	0	0	0	0	0
35.	Total (a) .....	3,078,682	3,239,082	0	1,951,153	692,054	(4,067,975)	3,929,679	22,121	(259,319)	315,305	617,934	67,597
DETAILS OF WRITE-INS													
3401.	Collateral Protection .....	0	0	0	0	0	0	0	0	0	0	0	0
3402.	Involuntary Unemployment .....	0	0	0	0	0	0	0	0	0	0	0	0
3403.	Patent Risk .....	0	0	0	0	0	0	0	0	0	0	0	0
3498.	Summary of remaining write-ins for Line 34 from overflow page .....	0	0	0	0	0	0	0	0	0	0	0	0
3499.	Totals (Lines 3401 through 3403 plus 3498)(Line 34 above) .....	0	0	0	0	0	0	0	0	0	0	0	0

(a) Finance and service charges not included in Lines 1 to 35 \$ 0  
(b) For health business on indicated lines report: Number of persons insured under PPO managed care products 0 and number of persons insured under indemnity only products 0



ANNUAL STATEMENT FOR THE YEAR 2024 OF THE GREAT AMERICAN ALLIANCE INSURANCE COMPANY

EXHIBIT OF PREMIUMS AND LOSSES

OVERFLOW PAGE FOR WRITE-INS

Additional Write-ins for Exhibit of Premiums and Losses Line 34

Line of Business	Gross Premiums, Including Policy and Membership Fees, Less Return Premiums and Premiums on Policies not Taken		3	4	5	6	7	8	9	10	11	12
	1 Direct Premiums Written	2 Direct Premiums Earned	Dividends Paid or Credited to Policyholders on Direct Business	Direct Unearned Premium Reserves	Direct Losses Paid (deducting salvage)	Direct Losses Incurred	Direct Losses Unpaid	Direct Defense and Cost Containment Expense Paid	Direct Defense and Cost Containment Expense Incurred	Direct Defense and Cost Containment Expense Unpaid	Commissions and Brokerage Expenses	Taxes, Licenses and Fees
3404. Uninsured Motorist .....	0	0	0	0	0	0	0	0	0	0	0	0
3497. Summary of remaining write-ins for Line 34 from overflow page	0	0	0	0	0	0	0	0	0	0	0	0



ANNUAL STATEMENT FOR THE YEAR 2024 OF THE GREAT AMERICAN ALLIANCE INSURANCE COMPANY

EXHIBIT OF PREMIUMS AND LOSSES (Statutory Page 14)

NAIC Group Code 0084		BUSINESS IN THE STATE OF Oklahoma				DURING THE YEAR 2024				NAIC Company Code 26832			
Line of Business	Gross Premiums, Including Policy and Membership Fees, Less Return Premiums and Premiums on Policies not Taken		3  Dividends Paid or Credited to Policyholders on Direct Business	4  Direct Unearned Premium Reserves	5  Direct Losses Paid (deducting salvage)	6  Direct Losses Incurred	7  Direct Losses Unpaid	8  Direct Defense and Cost Containment Expense Paid	9  Direct Defense and Cost Containment Expense Incurred	10  Direct Defense and Cost Containment Expense Unpaid	11  Commissions and Brokerage Expenses	12  Taxes, Licenses and Fees	
	1 Direct Premiums Written	2 Direct Premiums Earned											
Fire	0	0	0	0	0	0	0	0	0	0	0	0	
Allied Lines	0	0	0	0	0	0	0	0	0	0	0	0	
Multiple Peril Crop	0	0	0	0	0	0	0	0	0	0	0	0	
Federal Flood	0	0	0	0	0	0	0	0	0	0	0	0	
Private Crop	0	0	0	0	0	0	0	0	0	0	0	0	
Private Flood	0	0	0	0	0	0	0	0	0	0	0	0	
Farmowners Multiple Peril	0	0	0	0	0	0	0	0	0	0	0	0	
Homeowners Multiple Peril	0	0	0	0	0	0	0	0	0	0	0	0	
Commercial Multiple Peril (Non-Liability Portion)	17,774	24,588	0	7,458	17,233	34,389	20,065	1,432	2,737	2,776	466		
Commercial Multiple Peril (Liability Portion)	21,677	18,651	0	5,321	0	492	10,853	(1,278)	4,654	3,280	529		
Mortgage Guaranty	0	0	0	0	0	0	0	0	0	0	0	0	
Ocean Marine	0	0	0	0	0	0	0	0	0	0	0	0	
Inland Marine	29,440	28,824	0	1,195	27,026	25,674	(484)	1,820	1,881	62	5,855	1,294	
Pet Insurance Plans	0	0	0	0	0	0	0	0	0	0	0	0	
Financial Guaranty	0	0	0	0	0	0	0	0	0	0	0	0	
Medical Professional Liability - Occurrence	0	0	0	0	0	0	0	0	0	0	0	0	
Medical Professional Liability - Claims-Made	0	0	0	0	0	0	0	0	0	0	0	0	
Earthquake	0	0	0	0	0	0	0	0	0	0	0	0	
Comprehensive (hospital and medical) ind (b)	0	0	0	0	0	0	0	0	0	0	0	0	
Comprehensive (hospital and medical) group (b)	0	0	0	0	0	0	0	0	0	0	0	0	
Credit A&H (Group and Individual)	0	0	0	0	0	0	0	0	0	0	0	0	
Vision Only (b)	0	0	0	0	0	0	0	0	0	0	0	0	
Dental Only (b)	0	0	0	0	0	0	0	0	0	0	0	0	
Disability Income (b)	0	0	0	0	0	0	0	0	0	0	0	0	
Medicare Supplement (b)	0	0	0	0	0	0	0	0	0	0	0	0	
Medicaid Title XIX (b)	0	0	0	0	0	0	0	0	0	0	0	0	
Medicare Title XVIII (b)	0	0	0	0	0	0	0	0	0	0	0	0	
Long-Term Care (b)	0	0	0	0	0	0	0	0	0	0	0	0	
Federal Employees Health Benefits Plan (b)	0	0	0	0	0	0	0	0	0	0	0	0	
Other Health (b)	0	0	0	0	0	0	0	0	0	0	0	0	
Workers' Compensation	6,275,419	6,736,338	0	1,929,366	1,470,370	17,217	6,874,796	90,004	72,752	756,164	961,369	224,859	
Other Liability - Occurrence	240,721	232,044	0	89,214	0	49,499	505,977	0	(4,348)	39,488	21,565	5,869	
Other Liability - Claims-Made	0	164	0	0	0	0	17,140	0	0	1,866	0	0	
Excess Workers' Compensation	0	0	0	0	0	0	0	0	0	0	0	0	
Products Liability - Occurrence	0	0	0	0	0	(4)	4	0	(4)	(7)	0	0	
Products Liability - Claims-Made	0	0	0	0	0	0	0	0	0	0	0	0	
Private Passenger Auto No-Fault (Personal Injury Protection)	0	0	0	0	0	0	0	0	0	0	0	0	
Other Private Passenger Auto Liability	0	0	0	0	0	0	0	0	0	0	0	0	
Commercial Auto No-Fault (Personal Injury Protection)	0	0	0	0	0	0	0	0	0	0	0	0	
Other Commercial Auto Liability	27,928	25,266	0	10,559	0	16,425	37,687	0	952	4,668	2,786	688	
Private Passenger Auto Physical Damage	0	0	0	0	0	0	0	0	0	0	0	0	
Commercial Auto Physical Damage	9,416	8,235	0	2,334	0	827	1,996	0	0	209	873	229	
Aircraft (all perils)	84,746	108,444	0	45,726	0	(4,732)	42,416	0	589	5,150	12,712	2,109	
Fidelity	646,860	485,507	0	737,642	0	(871)	256,789	0	(142,169)	11,829	200,871	15,355	
Surety	12,026	11,240	0	8,559	0	687	6,192	0	(684)	982	5,018	298	
Burglary and Theft	0	0	0	0	0	0	0	0	0	0	0	0	
Boiler and Machinery	328	979	0	135	0	(4)	0	0	(192)	0	43	10	
Credit	0	0	0	0	0	0	0	0	0	0	0	0	
International	0	0	0	0	0	0	0	0	0	0	0	0	
Warranty	0	0	0	0	0	0	0	0	0	0	0	0	
Reins nonproportional assumed property	XXX	XXX	XXX	XXX	XXX	XXX	XXX	XXX	XXX	XXX	XXX	XXX	
Reins nonproportional assumed liability	XXX	XXX	XXX	XXX	XXX	XXX	XXX	XXX	XXX	XXX	XXX	XXX	
Reins nonproportional assumed financial lines	XXX	XXX	XXX	XXX	XXX	XXX	XXX	XXX	XXX	XXX	XXX	XXX	
Aggregate Write-Ins for Other Lines of Business	0	0	0	0	0	0	0	0	0	0	0	0	
Total (a)	7,366,335	7,680,281	0	2,837,508	1,514,629	139,598	7,773,429	91,824	(71,069)	827,802	1,217,147	251,707	
DETAILS OF WRITE-INS													
Collateral Protection	0	0	0	0	0	0	0	0	0	0	0	0	
Involuntary Unemployment	0	0	0	0	0	0	0	0	0	0	0	0	
Patent Risk	0	0	0	0	0	0	0	0	0	0	0	0	
Summary of remaining write-ins for Line 34 from overflow page	0	0	0	0	0	0	0	0	0	0	0	0	
Totals (Lines 3401 through 3403 plus 3498)(Line 34 above)	0	0	0	0	0	0	0	0	0	0	0	0	

(a) Finance and service charges not included in Lines 1 to 35 \$ .....0  
(b) For health business on indicated lines report: Number of persons insured under PPO managed care products .....0 and number of persons insured under indemnity only products .....0 .

19 OK

ANNUAL STATEMENT FOR THE YEAR 2024 OF THE GREAT AMERICAN ALLIANCE INSURANCE COMPANY

EXHIBIT OF PREMIUMS AND LOSSES

OVERFLOW PAGE FOR WRITE-INS

Additional Write-ins for Exhibit of Premiums and Losses Line 34

Line of Business	Gross Premiums, Including Policy and Membership Fees, Less Return Premiums and Premiums on Policies not Taken		3	4	5	6	7	8	9	10	11	12
	1 Direct Premiums Written	2 Direct Premiums Earned	Dividends Paid or Credited to Policyholders on Direct Business	Direct Unearned Premium Reserves	Direct Losses Paid (deducting salvage)	Direct Losses Incurred	Direct Losses Unpaid	Direct Defense and Cost Containment Expense Paid	Direct Defense and Cost Containment Expense Incurred	Direct Defense and Cost Containment Expense Unpaid	Commissions and Brokerage Expenses	Taxes, Licenses and Fees
3404. Uninsured Motorist .....	0	0	0	0	0	0	0	0	0	0	0	0
3497. Summary of remaining write-ins for Line 34 from overflow page	0	0	0	0	0	0	0	0	0	0	0	0



ANNUAL STATEMENT FOR THE YEAR 2024 OF THE GREAT AMERICAN ALLIANCE INSURANCE COMPANY

EXHIBIT OF PREMIUMS AND LOSSES (Statutory Page 14)

NAIC Group Code 0084 BUSINESS IN THE STATE OF Oregon DURING THE YEAR 2024 NAIC Company Code 26832

Line of Business		Gross Premiums, Including Policy and Membership Fees, Less Return Premiums and Premiums on Policies not Taken		3	4	5	6	7	8	9	10	11	12
		1	2										
		Direct Premiums Written	Direct Premiums Earned	Dividends Paid or Credited to Policyholders on Direct Business	Direct Unearned Premium Reserves	Direct Losses Paid (deducting salvage)	Direct Losses Incurred	Direct Losses Unpaid	Direct Defense and Cost Containment Expense Paid	Direct Defense and Cost Containment Expense Incurred	Direct Defense and Cost Containment Expense Unpaid	Commissions and Brokerage Expenses	Taxes, Licenses and Fees
1.	Fire .....	65	12	0	53	0	0	0	0	0	0	10	0
2.1	Allied Lines .....	198	36	0	162	76,285	47,708	11,706	0	2,197	3,238	30	1
2.2	Multiple Peril Crop .....	0	0	0	0	0	0	0	0	0	0	0	0
2.3	Federal Flood .....	0	0	0	0	0	0	0	0	0	0	0	0
2.4	Private Crop .....	0	0	0	0	0	0	0	0	0	0	0	0
2.5	Private Flood .....	0	0	0	0	0	0	0	0	0	0	0	0
3.	Farmowners Multiple Peril .....	201	9,177	0	1	0	(7,477)	7,906	0	(938)	969	662	(107)
4.	Homeowners Multiple Peril .....	0	0	0	0	0	0	0	0	0	0	0	0
5.1	Commercial Multiple Peril (Non-Liability Portion) .....	823,697	845,002	0	277,365	34,187	159,971	215,824	2,015	8,342	16,114	164,200	110
5.2	Commercial Multiple Peril (Liability Portion) .....	133,569	142,305	0	44,738	447,742	201,269	418,558	133,890	111,826	53,870	27,768	(32)
6.	Mortgage Guaranty .....	0	0	0	0	0	0	0	0	0	0	0	0
8.	Ocean Marine .....	0	0	0	0	0	0	0	0	0	0	0	0
9.1	Inland Marine .....	115,311	109,120	0	12,038	46,256	43,444	969	19,293	19,498	300	23,520	164
9.2	Pet Insurance Plans .....	0	0	0	0	0	0	0	0	0	0	0	0
10.	Financial Guaranty .....	0	0	0	0	0	0	0	0	0	0	0	0
11.1	Medical Professional Liability - Occurrence .....	0	0	0	0	0	0	0	0	0	0	0	0
11.2	Medical Professional Liability - Claims-Made .....	0	0	0	0	0	0	0	0	0	0	0	0
12.	Earthquake .....	0	0	0	0	0	0	0	0	0	0	0	0
13.1	Comprehensive (hospital and medical) ind (b) .....	0	0	0	0	0	0	0	0	0	0	0	0
13.2	Comprehensive (hospital and medical) group (b) .....	0	0	0	0	0	0	0	0	0	0	0	0
14.	Credit A&H (Group and Individual) .....	0	0	0	0	0	0	0	0	0	0	0	0
15.1	Vision Only (b).....	0	0	0	0	0	0	0	0	0	0	0	0
15.2	Dental Only (b) .....	0	0	0	0	0	0	0	0	0	0	0	0
15.3	Disability Income (b) .....	0	0	0	0	0	0	0	0	0	0	0	0
15.4	Medicare Supplement (b) .....	0	0	0	0	0	0	0	0	0	0	0	0
15.5	Medicaid Title XIX (b) .....	0	0	0	0	0	0	0	0	0	0	0	0
15.6	Medicare Title XVIII (b).....	0	0	0	0	0	0	0	0	0	0	0	0
15.7	Long-Term Care (b) .....	0	0	0	0	0	0	0	0	0	0	0	0
15.8	Federal Employees Health Benefits Plan (b) .....	0	0	0	0	0	0	0	0	0	0	0	0
15.9	Other Health (b) .....	0	0	0	0	0	0	0	0	0	0	0	0
16.	Workers' Compensation .....	785,079	576,461	0	363,836	13,784	44,704	338,759	4,144	14,849	65,663	114,075	1,205
17.1	Other Liability - Occurrence .....	1,103,782	1,164,183	0	522,984	0	(135,141)	1,499,464	0	5,667	124,462	160,770	221
17.2	Other Liability - Claims-Made .....	(88)	0	0	(31)	0	(31,313)	19,941	0	(3,006)	10,928	(5)	0
17.3	Excess Workers' Compensation .....	0	0	0	0	0	0	0	0	0	0	0	0
18.1	Products Liability - Occurrence .....	0	0	0	0	0	(4)	5	0	(12)	17	0	0
18.2	Products Liability - Claims-Made .....	0	0	0	0	0	0	0	0	0	0	0	0
19.1	Private Passenger Auto No-Fault (Personal Injury Protection) .....	0	0	0	0	0	0	0	0	0	0	0	0
19.2	Other Private Passenger Auto Liability .....	0	0	0	0	0	0	0	0	0	0	0	0
19.3	Commercial Auto No-Fault (Personal Injury Protection) .....	2,374	2,659	0	435	(398)	4,411	0	47	1,519	388	(14)	0
19.4	Other Commercial Auto Liability .....	74,899	84,344	0	15,410	42,679	130,486	273,216	1,800	4,109	46,805	12,360	(378)
21.1	Private Passenger Auto Physical Damage .....	0	0	0	0	0	0	0	0	0	0	0	0
21.2	Commercial Auto Physical Damage .....	33,567	35,224	0	10,918	58,392	60,124	9,840	0	518	2,789	5,212	(53)
22.	Aircraft (all perils) .....	99,267	123,332	0	37,692	0	1,415	38,346	0	1,869	5,233	15,196	0
23.	Fidelity .....	18,580	13,832	0	14,312	0	203	6,102	0	(3,003)	191	5,777	12
24.	Surety .....	33,621	37,616	0	17,938	0	891	18,990	0	(1,166)	3,125	14,250	(18)
26.	Burglary and Theft .....	0	0	0	0	0	(4)	0	0	0	0	0	0
27.	Boiler and Machinery .....	68,981	68,655	0	22,202	477,431	475,458	8	2	84	0	13,757	13
28.	Credit .....	0	0	0	0	0	0	0	0	0	0	0	0
29.	International .....	0	0	0	0	0	0	0	0	0	0	0	0
30.	Warranty .....	0	0	0	0	0	0	0	0	0	0	0	0
31.	Reins nonproportional assumed property .....	XXX	XXX	XXX	XXX	XXX	XXX	XXX	XXX	XXX	XXX	XXX	XXX
32.	Reins nonproportional assumed liability .....	XXX	XXX	XXX	XXX	XXX	XXX	XXX	XXX	XXX	XXX	XXX	XXX
33.	Reins nonproportional assumed financial lines .....	XXX	XXX	XXX	XXX	XXX	XXX	XXX	XXX	XXX	XXX	XXX	XXX
34.	Aggregate Write-Ins for Other Lines of Business .....	0	0	0	0	0	0	0	0	0	0	0	0
35.	Total (a) .....	3,293,159	3,212,046	0	1,340,083	1,196,757	991,335	2,864,044	161,144	160,879	335,224	557,970	1,122
DETAILS OF WRITE-INS													
3401.	Collateral Protection .....	0	0	0	0	0	0	0	0	0	0	0	0
3402.	Involuntary Unemployment .....	0	0	0	0	0	0	0	0	0	0	0	0
3403.	Patent Risk .....	0	0	0	0	0	0	0	0	0	0	0	0
3498.	Summary of remaining write-ins for Line 34 from overflow page .....	0	0	0	0	0	0	0	0	0	0	0	0
3499.	Totals (Lines 3401 through 3403 plus 3498)(Line 34 above) .....	0	0	0	0	0	0	0	0	0	0	0	0

(a) Finance and service charges not included in Lines 1 to 35 \$ 0  
(b) For health business on indicated lines report: Number of persons insured under PPO managed care products 0 and number of persons insured under indemnity only products 0

ANNUAL STATEMENT FOR THE YEAR 2024 OF THE GREAT AMERICAN ALLIANCE INSURANCE COMPANY

EXHIBIT OF PREMIUMS AND LOSSES

OVERFLOW PAGE FOR WRITE-INS

Additional Write-ins for Exhibit of Premiums and Losses Line 34

Line of Business	Gross Premiums, Including Policy and Membership Fees, Less Return Premiums and Premiums on Policies not Taken		3	4	5	6	7	8	9	10	11	12
	1 Direct Premiums Written	2 Direct Premiums Earned	Dividends Paid or Credited to Policyholders on Direct Business	Direct Unearned Premium Reserves	Direct Losses Paid (deducting salvage)	Direct Losses Incurred	Direct Losses Unpaid	Direct Defense and Cost Containment Expense Paid	Direct Defense and Cost Containment Expense Incurred	Direct Defense and Cost Containment Expense Unpaid	Commissions and Brokerage Expenses	Taxes, Licenses and Fees
3404. Uninsured Motorist .....	0	0	0	0	0	0	0	0	0	0	0	0
3497. Summary of remaining write-ins for Line 34 from overflow page	0	0	0	0	0	0	0	0	0	0	0	0



ANNUAL STATEMENT FOR THE YEAR 2024 OF THE GREAT AMERICAN ALLIANCE INSURANCE COMPANY

EXHIBIT OF PREMIUMS AND LOSSES (Statutory Page 14)

NAIC Group Code 0084		BUSINESS IN THE STATE OF Pennsylvania				DURING THE YEAR 2024				NAIC Company Code 26832			
Line of Business		Gross Premiums, Including Policy and Membership Fees, Less Return Premiums and Premiums on Policies not Taken		3  Dividends Paid or Credited to Policyholders on Direct Business	4  Direct Unearned Premium Reserves	5  Direct Losses Paid (deducting salvage)	6  Direct Losses Incurred	7  Direct Losses Unpaid	8  Direct Defense and Cost Containment Expense Paid	9  Direct Defense and Cost Containment Expense Incurred	10  Direct Defense and Cost Containment Expense Unpaid	11  Commissions and Brokerage Expenses	12  Taxes, Licenses and Fees
		1 Direct Premiums Written	2 Direct Premiums Earned										
1.	Fire .....	124	40	0	84	0	1	3	0	(6)	3	19	2
2.1	Allied Lines .....	4,085	3,265	0	820	0	360	367	0	(9)	6	775	82
2.2	Multiple Peril Crop .....	0	0	0	0	0	0	0	0	0	0	0	0
2.3	Federal Flood .....	0	0	0	0	0	0	0	0	0	0	0	0
2.4	Private Crop .....	0	0	0	0	0	0	0	0	0	0	0	0
2.5	Private Flood .....	0	0	0	0	0	0	0	0	0	0	0	0
3.	Farmowners Multiple Peril .....	130,442	123,102	0	80,925	0	650	33,554	0	1,235	4,504	30,340	2,747
4.	Homeowners Multiple Peril .....	0	0	0	0	0	0	0	0	0	0	0	0
5.1	Commercial Multiple Peril (Non-Liability Portion) .....	644,332	681,032	0	209,329	108,247	90,285	149,830	14,875	(24,839)	12,254	130,599	13,629
5.2	Commercial Multiple Peril (Liability Portion) .....	255,987	283,655	0	77,845	270,145	1,266,279	1,750,674	148,292	82,641	112,466	51,321	5,441
6.	Mortgage Guaranty .....	0	0	0	0	0	0	0	0	0	0	0	0
8.	Ocean Marine .....	0	0	0	0	0	0	0	0	0	0	0	0
9.1	Inland Marine .....	151,071	174,383	0	8,600	66,652	11,497	23,109	7,868	(17,167)	3,546	31,942	3,496
9.2	Pet Insurance Plans .....	0	0	0	0	0	0	0	0	0	0	0	0
10.	Financial Guaranty .....	0	0	0	0	0	0	0	0	0	0	0	0
11.1	Medical Professional Liability - Occurrence .....	0	0	0	0	0	0	0	0	0	0	0	0
11.2	Medical Professional Liability - Claims-Made .....	0	0	0	0	0	0	0	0	0	0	0	0
12.	Earthquake .....	1,236	7,001	0	184	0	(3,199)	1,475	0	230	230	276	43
13.1	Comprehensive (hospital and medical) ind (b) .....	0	0	0	0	0	0	0	0	0	0	0	0
13.2	Comprehensive (hospital and medical) group (b) .....	0	0	0	0	0	0	0	0	0	0	0	0
14.	Credit A&H (Group and Individual) .....	0	0	0	0	0	0	0	0	0	0	0	0
15.1	Vision Only (b).....	0	0	0	0	0	0	0	0	0	0	0	0
15.2	Dental Only (b) .....	0	0	0	0	0	0	0	0	0	0	0	0
15.3	Disability Income (b) .....	0	0	0	0	0	0	0	0	0	0	0	0
15.4	Medicare Supplement (b) .....	0	0	0	0	0	0	0	0	0	0	0	0
15.5	Medicaid Title XIX (b) .....	0	0	0	0	0	0	0	0	0	0	0	0
15.6	Medicare Title XVIII (b).....	0	0	0	0	0	0	0	0	0	0	0	0
15.7	Long-Term Care (b) .....	0	0	0	0	0	0	0	0	0	0	0	0
15.8	Federal Employees Health Benefits Plan (b) .....	0	0	0	0	0	0	0	0	0	0	0	0
15.9	Other Health (b) .....	0	0	0	0	0	0	0	0	0	0	0	0
16.	Workers' Compensation .....	12,351,317	12,064,522	0	4,312,841	2,925,901	2,969,265	12,957,472	294,024	245,466	1,245,634	1,709,374	258,947
17.1	Other Liability - Occurrence .....	2,362,356	2,276,469	0	1,042,515	0	1,047,030	4,716,248	12,717	(50,206)	355,891	355,373	49,862
17.2	Other Liability - Claims-Made .....	725	837	0	235	0	(155)	17,147	0	(136)	2,008	145	15
17.3	Excess Workers' Compensation .....	0	0	0	0	0	0	0	0	0	0	0	0
18.1	Products Liability - Occurrence .....	374	283	0	329	0	(111)	394	0	(89)	228	83	8
18.2	Products Liability - Claims-Made .....	0	0	0	0	0	0	0	0	0	0	0	0
19.1	Private Passenger Auto No-Fault (Personal Injury Protection) .....	0	0	0	0	0	0	5,000	0	0	3,000	0	0
19.2	Other Private Passenger Auto Liability .....	0	0	0	0	0	0	15,000	0	0	8,000	0	0
19.3	Commercial Auto No-Fault (Personal Injury Protection) .....	4,580	6,431	0	2,168	0	(2,292)	4,001	0	(1,421)	925	1,221	102
19.4	Other Commercial Auto Liability .....	146,411	180,149	0	70,771	19,307	(42,547)	230,953	0	(38,256)	34,368	34,330	3,204
21.1	Private Passenger Auto Physical Damage .....	0	0	0	0	0	0	0	0	0	0	0	0
21.2	Commercial Auto Physical Damage .....	68,093	72,882	0	31,599	27,915	25,720	24,086	145	(1,757)	2,009	16,741	1,461
22.	Aircraft (all perils) .....	191,246	162,825	0	82,880	0	2,317	50,134	0	1,846	6,749	29,120	4,016
23.	Fidelity .....	1,486,912	1,183,471	0	1,567,025	206,871	68,659	617,564	0	(388,747)	19,126	461,695	31,075
24.	Surety .....	177,389	147,038	0	143,038	0	5,247	72,964	0	(18,893)	8,159	65,786	3,658
26.	Burglary and Theft .....	130	132	0	14	0	(13)	0	0	0	0	18	3
27.	Boiler and Machinery .....	46,507	52,023	0	15,365	47,028	88,503	50,340	0	1,023	335	9,406	992
28.	Credit .....	0	0	0	0	0	(5)	0	0	0	0	0	0
29.	International .....	0	0	0	0	0	0	0	0	0	0	0	0
30.	Warranty .....	0	0	0	0	0	0	0	0	0	0	0	0
31.	Reins nonproportional assumed property .....	XXX	XXX	XXX	XXX	XXX	XXX	XXX	XXX	XXX	XXX	XXX	XXX
32.	Reins nonproportional assumed liability .....	XXX	XXX	XXX	XXX	XXX	XXX	XXX	XXX	XXX	XXX	XXX	XXX
33.	Reins nonproportional assumed financial lines .....	XXX	XXX	XXX	XXX	XXX	XXX	XXX	XXX	XXX	XXX	XXX	XXX
34.	Aggregate Write-Ins for Other Lines of Business .....	0	0	0	0	0	0	0	0	0	0	0	0
35.	Total (a) .....	18,023,318	17,419,540	0	7,646,569	3,672,066	5,527,490	20,720,316	477,921	(209,085)	1,819,441	2,928,564	378,784
DETAILS OF WRITE-INS													
3401.	Collateral Protection .....	0	0	0	0	0	0	0	0	0	0	0	0
3402.	Involuntary Unemployment .....	0	0	0	0	0	0	0	0	0	0	0	0
3403.	Patent Risk .....	0	0	0	0	0	0	0	0	0	0	0	0
3498.	Summary of remaining write-ins for Line 34 from overflow page .....	0	0	0	0	0	0	0	0	0	0	0	0
3499.	Totals (Lines 3401 through 3403 plus 3498)(Line 34 above) .....	0	0	0	0	0	0	0	0	0	0	0	0

(a) Finance and service charges not included in Lines 1 to 35 \$ .....0  
(b) For health business on indicated lines report: Number of persons insured under PPO managed care products .....0 and number of persons insured under indemnity only products .....0 .

ANNUAL STATEMENT FOR THE YEAR 2024 OF THE GREAT AMERICAN ALLIANCE INSURANCE COMPANY

EXHIBIT OF PREMIUMS AND LOSSES

OVERFLOW PAGE FOR WRITE-INS

Additional Write-ins for Exhibit of Premiums and Losses Line 34

Line of Business	Gross Premiums, Including Policy and Membership Fees, Less Return Premiums and Premiums on Policies not Taken		3	4	5	6	7	8	9	10	11	12
	1 Direct Premiums Written	2 Direct Premiums Earned	Dividends Paid or Credited to Policyholders on Direct Business	Direct Unearned Premium Reserves	Direct Losses Paid (deducting salvage)	Direct Losses Incurred	Direct Losses Unpaid	Direct Defense and Cost Containment Expense Paid	Direct Defense and Cost Containment Expense Incurred	Direct Defense and Cost Containment Expense Unpaid	Commissions and Brokerage Expenses	Taxes, Licenses and Fees
3404. Uninsured Motorist .....	0	0	0	0	0	0	0	0	0	0	0	0
3497. Summary of remaining write-ins for Line 34 from overflow page	0	0	0	0	0	0	0	0	0	0	0	0



ANNUAL STATEMENT FOR THE YEAR 2024 OF THE GREAT AMERICAN ALLIANCE INSURANCE COMPANY

EXHIBIT OF PREMIUMS AND LOSSES (Statutory Page 14)

NAIC Group Code 0084

BUSINESS IN THE STATE OF Rhode Island

DURING THE YEAR 2024

NAIC Company Code 26832

Line of Business		Gross Premiums, Including Policy and Membership Fees, Less Return Premiums and Premiums on Policies not Taken		3	4	5	6	7	8	9	10	11	12
		1	2										
		Direct Premiums Written	Direct Premiums Earned	Dividends Paid or Credited to Policyholders on Direct Business	Direct Unearned Premium Reserves	Direct Losses Paid (deducting salvage)	Direct Losses Incurred	Direct Losses Unpaid	Direct Defense and Cost Containment Expense Paid	Direct Defense and Cost Containment Expense Incurred	Direct Defense and Cost Containment Expense Unpaid	Commissions and Brokerage Expenses	Taxes, Licenses and Fees
1.	Fire .....	0	0	0	0	0	0	0	0	0	0	0	0
2.1	Allied Lines .....	0	0	0	0	0	0	0	0	0	0	0	0
2.2	Multiple Peril Crop .....	0	0	0	0	0	0	0	0	0	0	0	0
2.3	Federal Flood .....	0	0	0	0	0	0	0	0	0	0	0	0
2.4	Private Crop .....	0	0	0	0	0	0	0	0	0	0	0	0
2.5	Private Flood .....	0	0	0	0	0	0	0	0	0	0	0	0
3.	Farmowners Multiple Peril .....	0	0	0	0	0	0	0	0	0	0	0	0
4.	Homeowners Multiple Peril .....	0	0	0	0	0	0	0	0	0	0	0	0
5.1	Commercial Multiple Peril (Non-Liability Portion) .....	42,058	52,646	0	13,597	0	2,247	6,006	0	392	988	7,784	957
5.2	Commercial Multiple Peril (Liability Portion) .....	29,453	24,220	0	16,512	8,413	222,528	302,976	15,398	36,062	28,330	4,985	640
6.	Mortgage Guaranty .....	0	0	0	0	0	0	0	0	0	0	0	0
8.	Ocean Marine .....	0	0	0	0	0	0	0	0	0	0	0	0
9.1	Inland Marine .....	16,077	16,023	0	78	1,501	529	(407)	0	38	38	3,450	495
9.2	Pet Insurance Plans .....	0	0	0	0	0	0	0	0	0	0	0	0
10.	Financial Guaranty .....	0	0	0	0	0	0	0	0	0	0	0	0
11.1	Medical Professional Liability - Occurrence .....	0	0	0	0	0	0	0	0	0	0	0	0
11.2	Medical Professional Liability - Claims-Made .....	0	0	0	0	0	0	0	0	0	0	0	0
12.	Earthquake .....	0	0	0	0	0	0	0	0	0	0	0	0
13.1	Comprehensive (hospital and medical) ind (b) .....	0	0	0	0	0	0	0	0	0	0	0	0
13.2	Comprehensive (hospital and medical) group (b) .....	0	0	0	0	0	0	0	0	0	0	0	0
14.	Credit A&H (Group and Individual) .....	0	0	0	0	0	0	0	0	0	0	0	0
15.1	Vision Only (b).....	0	0	0	0	0	0	0	0	0	0	0	0
15.2	Dental Only (b) .....	0	0	0	0	0	0	0	0	0	0	0	0
15.3	Disability Income (b) .....	0	0	0	0	0	0	0	0	0	0	0	0
15.4	Medicare Supplement (b) .....	0	0	0	0	0	0	0	0	0	0	0	0
15.5	Medicaid Title XIX (b) .....	0	0	0	0	0	0	0	0	0	0	0	0
15.6	Medicare Title XVIII (b).....	0	0	0	0	0	0	0	0	0	0	0	0
15.7	Long-Term Care (b) .....	0	0	0	0	0	0	0	0	0	0	0	0
15.8	Federal Employees Health Benefits Plan (b) .....	0	0	0	0	0	0	0	0	0	0	0	0
15.9	Other Health (b) .....	0	0	0	0	0	0	0	0	0	0	0	0
16.	Workers' Compensation .....	460,495	410,945	0	127,546	54,862	293,840	406,097	10,423	17,882	31,515	32,588	10,554
17.1	Other Liability - Occurrence .....	412,211	405,494	0	156,382	0	280,498	552,743	0	5,733	34,166	48,691	9,155
17.2	Other Liability - Claims-Made .....	0	0	0	0	0	0	0	0	1	5	0	0
17.3	Excess Workers' Compensation .....	0	0	0	0	0	0	0	0	0	0	0	0
18.1	Products Liability - Occurrence .....	0	0	0	0	0	0	0	0	0	0	0	0
18.2	Products Liability - Claims-Made .....	0	0	0	0	0	0	0	0	0	0	0	0
19.1	Private Passenger Auto No-Fault (Personal Injury Protection) .....	0	0	0	0	0	0	0	0	0	0	0	0
19.2	Other Private Passenger Auto Liability .....	0	0	0	0	0	0	0	0	0	0	0	0
19.3	Commercial Auto No-Fault (Personal Injury Protection) .....	0	0	0	0	0	0	0	0	0	0	0	0
19.4	Other Commercial Auto Liability .....	8,719	9,193	0	2,284	0	3,187	16,434	0	709	4,217	1,369	197
21.1	Private Passenger Auto Physical Damage .....	0	0	0	0	0	0	0	0	0	0	0	0
21.2	Commercial Auto Physical Damage .....	1,831	1,888	0	543	5,401	5,975	1,617	0	29	209	286	41
22.	Aircraft (all perils) .....	0	0	0	0	0	(1,247)	1,560	0	(89)	184	0	0
23.	Fidelity .....	139,548	43,794	0	128,211	0	43	21,497	0	(12,562)	606	43,260	2,792
24.	Surety .....	13,240	15,214	0	10,956	0	664	7,032	0	(1,808)	794	5,166	282
26.	Burglary and Theft .....	0	0	0	0	0	0	0	0	0	0	0	0
27.	Boiler and Machinery .....	1,343	1,295	0	1,225	0	(18)	0	0	0	0	274	30
28.	Credit .....	0	0	0	0	0	0	0	0	0	0	0	0
29.	International .....	0	0	0	0	0	0	0	0	0	0	0	0
30.	Warranty .....	0	0	0	0	0	0	0	0	0	0	0	0
31.	Reins nonproportional assumed property .....	XXX	XXX	XXX	XXX	XXX	XXX	XXX	XXX	XXX	XXX	XXX	XXX
32.	Reins nonproportional assumed liability .....	XXX	XXX	XXX	XXX	XXX	XXX	XXX	XXX	XXX	XXX	XXX	XXX
33.	Reins nonproportional assumed financial lines .....	XXX	XXX	XXX	XXX	XXX	XXX	XXX	XXX	XXX	XXX	XXX	XXX
34.	Aggregate Write-Ins for Other Lines of Business .....	0	0	0	0	0	0	0	0	0	0	0	0
35.	Total (a) .....	1,124,975	980,712	0	457,334	70,176	808,249	1,315,562	25,821	46,387	101,052	147,852	25,143
DETAILS OF WRITE-INS													
3401.	Collateral Protection .....	0	0	0	0	0	0	0	0	0	0	0	0
3402.	Involuntary Unemployment .....	0	0	0	0	0	0	0	0	0	0	0	0
3403.	Patent Risk .....	0	0	0	0	0	0	0	0	0	0	0	0
3498.	Summary of remaining write-ins for Line 34 from overflow page .....	0	0	0	0	0	0	0	0	0	0	0	0
3499.	Totals (Lines 3401 through 3403 plus 3498)(Line 34 above) .....	0	0	0	0	0	0	0	0	0	0	0	0

(a) Finance and service charges not included in Lines 1 to 35 \$ 0  
(b) For health business on indicated lines report: Number of persons insured under PPO managed care products 0 and number of persons insured under indemnity only products 0



ANNUAL STATEMENT FOR THE YEAR 2024 OF THE GREAT AMERICAN ALLIANCE INSURANCE COMPANY

EXHIBIT OF PREMIUMS AND LOSSES

OVERFLOW PAGE FOR WRITE-INS

Additional Write-ins for Exhibit of Premiums and Losses Line 34

Line of Business	Gross Premiums, Including Policy and Membership Fees, Less Return Premiums and Premiums on Policies not Taken		3	4	5	6	7	8	9	10	11	12
	1 Direct Premiums Written	2 Direct Premiums Earned	Dividends Paid or Credited to Policyholders on Direct Business	Direct Unearned Premium Reserves	Direct Losses Paid (deducting salvage)	Direct Losses Incurred	Direct Losses Unpaid	Direct Defense and Cost Containment Expense Paid	Direct Defense and Cost Containment Expense Incurred	Direct Defense and Cost Containment Expense Unpaid	Commissions and Brokerage Expenses	Taxes, Licenses and Fees
3404. Uninsured Motorist .....	0	0	0	0	0	0	0	0	0	0	0	0
3497. Summary of remaining write-ins for Line 34 from overflow page	0	0	0	0	0	0	0	0	0	0	0	0



ANNUAL STATEMENT FOR THE YEAR 2024 OF THE GREAT AMERICAN ALLIANCE INSURANCE COMPANY

EXHIBIT OF PREMIUMS AND LOSSES (Statutory Page 14)

NAIC Group Code 0084		BUSINESS IN THE STATE OF South Carolina				DURING THE YEAR 2024				NAIC Company Code 26832			
Line of Business	Gross Premiums, Including Policy and Membership Fees, Less Return Premiums and Premiums on Policies not Taken		3 Dividends Paid or Credited to Policyholders on Direct Business	4 Direct Unearned Premium Reserves	5 Direct Losses Paid (deducting salvage)	6 Direct Losses Incurred	7 Direct Losses Unpaid	8 Direct Defense and Cost Containment Expense Paid	9 Direct Defense and Cost Containment Expense Incurred	10 Direct Defense and Cost Containment Expense Unpaid	11 Commissions and Brokerage Expenses	12 Taxes, Licenses and Fees	
	1 Direct Premiums Written	2 Direct Premiums Earned											
Fire	0	0	0	0	0	0	0	0	0	0	0	0	
Allied Lines	885	563	0	322	0	43	44	0	2	3	192	33	
Multiple Peril Crop	0	0	0	0	0	0	0	0	0	0	0	0	
Federal Flood	0	0	0	0	0	0	0	0	0	0	0	0	
Private Crop	0	0	0	0	0	0	0	0	0	0	0	0	
Private Flood	0	0	0	0	0	0	0	0	0	0	0	0	
Farmowners Multiple Peril	177,557	191,411	0	86,332	71,101	459,967	454,942	0	803	9,089	41,555	7,879	
Homeowners Multiple Peril	0	0	0	0	0	0	0	0	0	0	0	0	
Commercial Multiple Peril (Non-Liability Portion)	49,036	59,843	0	27,668	52,933	54,274	25,166	3,010	(1,926)	4,789	10,031	2,324	
Commercial Multiple Peril (Liability Portion)	56,218	48,657	0	25,846	0	9,281	30,702	0	546	14,114	11,170	2,347	
Mortgage Guaranty	0	0	0	0	0	0	0	0	0	0	0	0	
Ocean Marine	0	0	0	0	0	0	0	0	0	0	0	0	
Inland Marine	71,951	72,136	0	6,070	30,497	34,666	9,129	1,608	2,500	1,905	15,343	3,391	
Pet Insurance Plans	0	0	0	0	0	0	0	0	0	0	0	0	
Financial Guaranty	0	0	0	0	0	0	0	0	0	0	0	0	
Medical Professional Liability - Occurrence	0	0	0	0	0	0	0	0	0	0	0	0	
Medical Professional Liability - Claims-Made	0	0	0	0	0	0	0	0	0	0	0	0	
Earthquake	4,350	3,445	0	2,951	0	27	350	0	45	45	1,113	178	
Comprehensive (hospital and medical) ind (b)	0	0	0	0	0	0	0	0	0	0	0	0	
Comprehensive (hospital and medical) group (b)	0	0	0	0	0	0	0	0	0	0	0	0	
Credit A&H (Group and Individual)	0	0	0	0	0	0	0	0	0	0	0	0	
Vision Only (b)	0	0	0	0	0	0	0	0	0	0	0	0	
Dental Only (b)	0	0	0	0	0	0	0	0	0	0	0	0	
Disability Income (b)	0	0	0	0	0	0	0	0	0	0	0	0	
Medicare Supplement (b)	0	0	0	0	0	0	0	0	0	0	0	0	
Medicaid Title XIX (b)	0	0	0	0	0	0	0	0	0	0	0	0	
Medicare Title XVIII (b)	0	0	0	0	0	0	0	0	0	0	0	0	
Long-Term Care (b)	0	0	0	0	0	0	0	0	0	0	0	0	
Federal Employees Health Benefits Plan (b)	0	0	0	0	0	0	0	0	0	0	0	0	
Other Health (b)	0	0	0	0	0	0	0	0	0	0	0	0	
Workers' Compensation	8,036,246	8,597,179	0	3,081,752	2,819,296	1,835,355	17,659,105	282,053	196,359	1,217,672	1,081,920	343,455	
Other Liability - Occurrence	523,857	461,136	0	250,504	15,000	(21,095)	922,986	27,593	10,762	49,378	91,566	21,693	
Other Liability - Claims-Made	0	28	0	0	0	(314)	21,549	0	(29)	2,431	0	0	
Excess Workers' Compensation	0	0	0	0	0	0	0	0	0	0	0	0	
Products Liability - Occurrence	1,803	1,335	0	468	0	196	362	0	31	34	366	68	
Products Liability - Claims-Made	0	0	0	0	0	0	0	0	0	0	0	0	
Private Passenger Auto No-Fault (Personal Injury Protection)	0	0	0	0	0	0	0	0	0	0	0	0	
Other Private Passenger Auto Liability	0	0	0	0	0	0	0	0	0	0	0	0	
Commercial Auto No-Fault (Personal Injury Protection)	0	0	0	0	0	0	0	0	0	0	0	0	
Other Commercial Auto Liability	107,703	119,253	0	40,745	0	28,741	155,835	0	(1,142)	27,569	18,765	4,830	
Private Passenger Auto Physical Damage	0	0	0	0	0	0	0	0	0	0	0	0	
Commercial Auto Physical Damage	29,826	34,578	0	11,799	11,121	12,626	6,468	0	(56)	986	5,499	1,347	
Aircraft (all perils)	13,545	13,554	0	10,168	0	(290)	4,298	0	(156)	347	2,167	615	
Fidelity	222,082	141,914	0	296,297	31,160	23,793	76,741	0	(50,181)	4,445	68,826	9,303	
Surety	25,898	27,920	0	12,589	0	2,134	10,704	0	(459)	1,656	10,611	1,108	
Burglary and Theft	0	0	0	0	0	(11)	0	0	0	0	0	0	
Boiler and Machinery	6,180	7,030	0	3,321	1,418	954	316	0	(79)	32	1,090	283	
Credit	0	0	0	0	0	0	0	0	0	0	0	0	
International	0	0	0	0	0	0	0	0	0	0	0	0	
Warranty	0	0	0	0	0	0	0	0	0	0	0	0	
Reins nonproportional assumed property	XXX	XXX	XXX	XXX	XXX	XXX	XXX	XXX	XXX	XXX	XXX	XXX	
Reins nonproportional assumed liability	XXX	XXX	XXX	XXX	XXX	XXX	XXX	XXX	XXX	XXX	XXX	XXX	
Reins nonproportional assumed financial lines	XXX	XXX	XXX	XXX	XXX	XXX	XXX	XXX	XXX	XXX	XXX	XXX	
Aggregate Write-Ins for Other Lines of Business	0	0	0	0	0	0	0	0	0	0	0	0	
Total (a)	9,327,137	9,779,983	0	3,856,833	3,032,526	2,440,348	19,378,696	314,264	157,021	1,334,495	1,360,213	398,853	
DETAILS OF WRITE-INS													
Collateral Protection	0	0	0	0	0	0	0	0	0	0	0	0	
Involuntary Unemployment	0	0	0	0	0	0	0	0	0	0	0	0	
Patent Risk	0	0	0	0	0	0	0	0	0	0	0	0	
Summary of remaining write-ins for Line 34 from overflow page	0	0	0	0	0	0	0	0	0	0	0	0	
Totals (Lines 3401 through 3403 plus 3498)(Line 34 above)	0	0	0	0	0	0	0	0	0	0	0	0	

(a) Finance and service charges not included in Lines 1 to 35 \$ .....0  
(b) For health business on indicated lines report: Number of persons insured under PPO managed care products .....0 and number of persons insured under indemnity only products .....0 .

ANNUAL STATEMENT FOR THE YEAR 2024 OF THE GREAT AMERICAN ALLIANCE INSURANCE COMPANY

EXHIBIT OF PREMIUMS AND LOSSES

OVERFLOW PAGE FOR WRITE-INS

Additional Write-ins for Exhibit of Premiums and Losses Line 34

Line of Business	Gross Premiums, Including Policy and Membership Fees, Less Return Premiums and Premiums on Policies not Taken		3	4	5	6	7	8	9	10	11	12
	1 Direct Premiums Written	2 Direct Premiums Earned	Dividends Paid or Credited to Policyholders on Direct Business	Direct Unearned Premium Reserves	Direct Losses Paid (deducting salvage)	Direct Losses Incurred	Direct Losses Unpaid	Direct Defense and Cost Containment Expense Paid	Direct Defense and Cost Containment Expense Incurred	Direct Defense and Cost Containment Expense Unpaid	Commissions and Brokerage Expenses	Taxes, Licenses and Fees
3404. Uninsured Motorist .....	0	0	0	0	0	0	0	0	0	0	0	0
3497. Summary of remaining write-ins for Line 34 from overflow page	0	0	0	0	0	0	0	0	0	0	0	0



ANNUAL STATEMENT FOR THE YEAR 2024 OF THE GREAT AMERICAN ALLIANCE INSURANCE COMPANY

EXHIBIT OF PREMIUMS AND LOSSES (Statutory Page 14)

NAIC Group Code 0084 BUSINESS IN THE STATE OF South Dakota DURING THE YEAR 2024 NAIC Company Code 26832

Line of Business		Gross Premiums, Including Policy and Membership Fees, Less Return Premiums and Premiums on Policies not Taken		3	4	5	6	7	8	9	10	11	12
		1	2										
		Direct Premiums Written	Direct Premiums Earned	Dividends Paid or Credited to Policyholders on Direct Business	Direct Unearned Premium Reserves	Direct Losses Paid (deducting salvage)	Direct Losses Incurred	Direct Losses Unpaid	Direct Defense and Cost Containment Expense Paid	Direct Defense and Cost Containment Expense Incurred	Direct Defense and Cost Containment Expense Unpaid	Commissions and Brokerage Expenses	Taxes, Licenses and Fees
1.	Fire .....	0	0	0	0	0	0	0	0	0	0	0	0
2.1	Allied Lines .....	0	0	0	0	0	0	0	0	0	0	0	0
2.2	Multiple Peril Crop .....	0	0	0	0	0	0	0	0	0	0	0	0
2.3	Federal Flood .....	0	0	0	0	0	0	0	0	0	0	0	0
2.4	Private Crop .....	0	0	0	0	0	0	0	0	0	0	0	0
2.5	Private Flood .....	0	0	0	0	0	0	0	0	0	0	0	0
3.	Farmowners Multiple Peril .....	0	0	0	0	0	(2,503)	945	0	(245)	125	0	0
4.	Homeowners Multiple Peril .....	0	0	0	0	0	0	0	0	0	0	0	0
5.1	Commercial Multiple Peril (Non-Liability Portion) .....	11,207	11,176	0	31	0	2,106	2,218	0	61	159	409	597
5.2	Commercial Multiple Peril (Liability Portion) .....	179	179	0	0	0	(93)	162	0	(124)	95	32	6
6.	Mortgage Guaranty .....	0	0	0	0	0	0	0	0	0	0	0	0
8.	Ocean Marine .....	0	0	0	0	0	0	0	0	0	0	0	0
9.1	Inland Marine .....	6,348	6,348	0	0	0	(345)	(174)	0	16	16	1,331	716
9.2	Pet Insurance Plans .....	0	0	0	0	0	0	0	0	0	0	0	0
10.	Financial Guaranty .....	0	0	0	0	0	0	0	0	0	0	0	0
11.1	Medical Professional Liability - Occurrence .....	0	0	0	0	0	0	0	0	0	0	0	0
11.2	Medical Professional Liability - Claims-Made .....	0	0	0	0	0	0	0	0	0	0	0	0
12.	Earthquake .....	0	0	0	0	0	0	0	0	0	0	0	0
13.1	Comprehensive (hospital and medical) ind (b) .....	0	0	0	0	0	0	0	0	0	0	0	0
13.2	Comprehensive (hospital and medical) group (b) .....	0	0	0	0	0	0	0	0	0	0	0	0
14.	Credit A&H (Group and Individual) .....	0	0	0	0	0	0	0	0	0	0	0	0
15.1	Vision Only (b).....	0	0	0	0	0	0	0	0	0	0	0	0
15.2	Dental Only (b) .....	0	0	0	0	0	0	0	0	0	0	0	0
15.3	Disability Income (b) .....	0	0	0	0	0	0	0	0	0	0	0	0
15.4	Medicare Supplement (b) .....	0	0	0	0	0	0	0	0	0	0	0	0
15.5	Medicaid Title XIX (b) .....	0	0	0	0	0	0	0	0	0	0	0	0
15.6	Medicare Title XVIII (b).....	0	0	0	0	0	0	0	0	0	0	0	0
15.7	Long-Term Care (b) .....	0	0	0	0	0	0	0	0	0	0	0	0
15.8	Federal Employees Health Benefits Plan (b) .....	0	0	0	0	0	0	0	0	0	0	0	0
15.9	Other Health (b) .....	0	0	0	0	0	0	0	0	0	0	0	0
16.	Workers' Compensation .....	462,456	415,817	0	231,123	25,678	31,004	339,883	777	1,268	41,948	90,992	26,095
17.1	Other Liability - Occurrence .....	29,974	32,503	0	16,528	0	(2,595)	32,723	0	(3,316)	2,840	6,122	2,147
17.2	Other Liability - Claims-Made .....	0	0	0	0	0	0	1,522	0	0	230	0	0
17.3	Excess Workers' Compensation .....	0	0	0	0	0	0	0	0	0	0	0	0
18.1	Products Liability - Occurrence .....	0	0	0	0	0	0	0	0	0	0	0	0
18.2	Products Liability - Claims-Made .....	0	0	0	0	0	0	0	0	0	0	0	0
19.1	Private Passenger Auto No-Fault (Personal Injury Protection) .....	0	0	0	0	0	0	0	0	0	0	0	0
19.2	Other Private Passenger Auto Liability .....	0	0	0	0	0	0	0	0	0	0	0	0
19.3	Commercial Auto No-Fault (Personal Injury Protection) .....	0	0	0	0	0	0	0	0	0	0	0	0
19.4	Other Commercial Auto Liability .....	5,541	5,726	0	242	0	(740)	5,027	0	(885)	757	521	288
21.1	Private Passenger Auto Physical Damage .....	0	0	0	0	0	0	0	0	0	0	0	0
21.2	Commercial Auto Physical Damage .....	14,561	14,567	0	327	9,724	10,018	1,308	0	(24)	195	929	743
22.	Aircraft (all perils) .....	0	0	0	0	0	(4,142)	3,115	0	(451)	367	0	79
23.	Fidelity .....	56,279	55,035	0	76,518	88,279	88,231	22,195	0	(13,236)	789	17,517	5,765
24.	Surety .....	3,586	7,354	0	784	0	615	2,451	0	(501)	236	1,163	129
26.	Burglary and Theft .....	0	0	0	0	0	0	0	0	0	0	0	0
27.	Boiler and Machinery .....	1	1	0	0	0	0	0	0	0	0	0	0
28.	Credit .....	0	0	0	0	0	0	0	0	0	0	0	0
29.	International .....	0	0	0	0	0	0	0	0	0	0	0	0
30.	Warranty .....	0	0	0	0	0	0	0	0	0	0	0	0
31.	Reins nonproportional assumed property .....	XXX	XXX	XXX	XXX	XXX	XXX	XXX	XXX	XXX	XXX	XXX	XXX
32.	Reins nonproportional assumed liability .....	XXX	XXX	XXX	XXX	XXX	XXX	XXX	XXX	XXX	XXX	XXX	XXX
33.	Reins nonproportional assumed financial lines .....	XXX	XXX	XXX	XXX	XXX	XXX	XXX	XXX	XXX	XXX	XXX	XXX
34.	Aggregate Write-Ins for Other Lines of Business .....	0	0	0	0	0	0	0	0	0	0	0	0
35.	Total (a) .....	590,132	548,707	0	325,553	123,681	121,555	411,376	777	(17,436)	47,757	119,016	36,564
DETAILS OF WRITE-INS													
3401.	Collateral Protection .....	0	0	0	0	0	0	0	0	0	0	0	0
3402.	Involuntary Unemployment .....	0	0	0	0	0	0	0	0	0	0	0	0
3403.	Patent Risk .....	0	0	0	0	0	0	0	0	0	0	0	0
3498.	Summary of remaining write-ins for Line 34 from overflow page .....	0	0	0	0	0	0	0	0	0	0	0	0
3499.	Totals (Lines 3401 through 3403 plus 3498)(Line 34 above) .....	0	0	0	0	0	0	0	0	0	0	0	0

(a) Finance and service charges not included in Lines 1 to 35 \$ 0  
(b) For health business on indicated lines report: Number of persons insured under PPO managed care products 0 and number of persons insured under indemnity only products 0

ANNUAL STATEMENT FOR THE YEAR 2024 OF THE GREAT AMERICAN ALLIANCE INSURANCE COMPANY

EXHIBIT OF PREMIUMS AND LOSSES

OVERFLOW PAGE FOR WRITE-INS

Additional Write-ins for Exhibit of Premiums and Losses Line 34

Line of Business	Gross Premiums, Including Policy and Membership Fees, Less Return Premiums and Premiums on Policies not Taken		3	4	5	6	7	8	9	10	11	12
	1 Direct Premiums Written	2 Direct Premiums Earned	Dividends Paid or Credited to Policyholders on Direct Business	Direct Unearned Premium Reserves	Direct Losses Paid (deducting salvage)	Direct Losses Incurred	Direct Losses Unpaid	Direct Defense and Cost Containment Expense Paid	Direct Defense and Cost Containment Expense Incurred	Direct Defense and Cost Containment Expense Unpaid	Commissions and Brokerage Expenses	Taxes, Licenses and Fees
3404. Uninsured Motorist .....	0	0	0	0	0	0	0	0	0	0	0	0
3497. Summary of remaining write-ins for Line 34 from overflow page	0	0	0	0	0	0	0	0	0	0	0	0



ANNUAL STATEMENT FOR THE YEAR 2024 OF THE GREAT AMERICAN ALLIANCE INSURANCE COMPANY

EXHIBIT OF PREMIUMS AND LOSSES (Statutory Page 14)

NAIC Group Code 0084 BUSINESS IN THE STATE OF Tennessee DURING THE YEAR 2024 NAIC Company Code 26832

Line of Business		Gross Premiums, Including Policy and Membership Fees, Less Return Premiums and Premiums on Policies not Taken		3	4	5	6	7	8	9	10	11	12
		1	2										
		Direct Premiums Written	Direct Premiums Earned	Dividends Paid or Credited to Policyholders on Direct Business	Direct Unearned Premium Reserves	Direct Losses Paid (deducting salvage)	Direct Losses Incurred	Direct Losses Unpaid	Direct Defense and Cost Containment Expense Paid	Direct Defense and Cost Containment Expense Incurred	Direct Defense and Cost Containment Expense Unpaid	Commissions and Brokerage Expenses	Taxes, Licenses and Fees
1.	Fire .....	0	0	0	0	0	0	0	0	0	0	0	0
2.1	Allied Lines .....	0	0	0	0	0	0	0	0	0	0	0	0
2.2	Multiple Peril Crop .....	0	0	0	0	0	0	0	0	0	0	0	0
2.3	Federal Flood .....	0	0	0	0	0	0	0	0	0	0	0	0
2.4	Private Crop .....	0	0	0	0	0	0	0	0	0	0	0	0
2.5	Private Flood .....	0	0	0	0	0	0	0	0	0	0	0	0
3.	Farmowners Multiple Peril .....	201,321	200,647	0	90,084	13,171	14,958	57,512	0	1,414	9,285	42,034	5,394
4.	Homeowners Multiple Peril .....	0	0	0	0	0	0	0	0	0	0	0	0
5.1	Commercial Multiple Peril (Non-Liability Portion) .....	377,179	353,399	0	256,802	626	79,435	242,703	0	(21,139)	26,184	85,450	10,118
5.2	Commercial Multiple Peril (Liability Portion) .....	47,938	39,714	0	26,016	25,100	61,125	68,881	36	(3,542)	12,774	10,092	1,284
6.	Mortgage Guaranty .....	0	0	0	0	0	0	0	0	0	0	0	0
8.	Ocean Marine .....	0	0	0	0	0	0	0	0	0	0	0	0
9.1	Inland Marine .....	77,517	78,786	0	7,786	17,377	8,965	7,990	3,941	876	2,351	17,201	2,279
9.2	Pet Insurance Plans .....	0	0	0	0	0	0	0	0	0	0	0	0
10.	Financial Guaranty .....	0	0	0	0	0	0	0	0	0	0	0	0
11.1	Medical Professional Liability - Occurrence .....	0	0	0	0	0	0	0	0	0	0	0	0
11.2	Medical Professional Liability - Claims-Made .....	0	0	0	0	0	0	0	0	0	0	0	0
12.	Earthquake .....	16,347	17,761	0	10,860	0	561	3,425	0	516	519	5,097	438
13.1	Comprehensive (hospital and medical) ind (b) .....	0	0	0	0	0	0	0	0	0	0	0	0
13.2	Comprehensive (hospital and medical) group (b) .....	0	0	0	0	0	0	0	0	0	0	0	0
14.	Credit A&H (Group and Individual) .....	0	0	0	0	0	0	0	0	0	0	0	0
15.1	Vision Only (b).....	0	0	0	0	0	0	0	0	0	0	0	0
15.2	Dental Only (b) .....	0	0	0	0	0	0	0	0	0	0	0	0
15.3	Disability Income (b) .....	0	0	0	0	0	0	0	0	0	0	0	0
15.4	Medicare Supplement (b) .....	0	0	0	0	0	0	0	0	0	0	0	0
15.5	Medicaid Title XIX (b) .....	0	0	0	0	0	0	0	0	0	0	0	0
15.6	Medicare Title XVIII (b).....	0	0	0	0	0	0	0	0	0	0	0	0
15.7	Long-Term Care (b) .....	0	0	0	0	0	0	0	0	0	0	0	0
15.8	Federal Employees Health Benefits Plan (b) .....	0	0	0	0	0	0	0	0	0	0	0	0
15.9	Other Health (b) .....	0	0	0	0	0	0	0	0	0	0	0	0
16.	Workers' Compensation .....	7,775,965	7,552,351	0	3,309,170	564,872	(413,670)	9,821,144	142,029	138,112	1,055,765	1,366,193	343,764
17.1	Other Liability - Occurrence .....	3,059,410	1,743,513	0	1,539,264	300,000	599,586	1,725,366	16,327	132,900	250,232	432,847	85,266
17.2	Other Liability - Claims-Made .....	525	659	0	419	0	(53)	21,990	0	(6)	1,688	102	14
17.3	Excess Workers' Compensation .....	0	0	0	0	0	0	0	0	0	0	0	0
18.1	Products Liability - Occurrence .....	304	278	0	270	0	9	182	0	11	127	61	8
18.2	Products Liability - Claims-Made .....	0	0	0	0	0	0	0	0	0	0	0	0
19.1	Private Passenger Auto No-Fault (Personal Injury Protection) .....	0	0	0	0	0	0	0	0	0	0	0	0
19.2	Other Private Passenger Auto Liability .....	0	0	0	0	0	0	161	0	0	28	0	0
19.3	Commercial Auto No-Fault (Personal Injury Protection) .....	0	0	0	0	0	0	0	0	0	0	0	0
19.4	Other Commercial Auto Liability .....	155,216	147,044	0	44,127	66,686	6,389	84,408	9,700	(12,058)	24,880	28,659	4,162
21.1	Private Passenger Auto Physical Damage .....	0	0	0	0	0	0	0	0	0	0	0	0
21.2	Commercial Auto Physical Damage .....	52,401	50,824	0	20,485	45,432	45,002	5,296	270	(196)	1,696	12,570	1,404
22.	Aircraft (all perils) .....	180,678	184,138	0	84,114	0	(3,971)	62,104	0	2,330	8,045	20,050	4,826
23.	Fidelity .....	413,801	446,810	0	581,558	1,007,271	1,004,058	220,176	0	(129,006)	6,270	128,523	11,055
24.	Surety .....	115,112	93,642	0	6,676	0	6,676	44,583	0	(2,908)	6,823	46,891	3,072
26.	Burglary and Theft .....	0	0	0	0	0	0	0	0	0	0	0	0
27.	Boiler and Machinery .....	27,708	25,190	0	17,603	0	(1,570)	1,947	0	100	280	6,126	742
28.	Credit .....	0	0	0	0	0	0	0	0	0	0	0	0
29.	International .....	0	0	0	0	0	0	0	0	0	0	0	0
30.	Warranty .....	0	0	0	0	0	0	0	0	0	0	0	0
31.	Reins nonproportional assumed property .....	XXX	XXX	XXX	XXX	XXX	XXX	XXX	XXX	XXX	XXX	XXX	XXX
32.	Reins nonproportional assumed liability .....	XXX	XXX	XXX	XXX	XXX	XXX	XXX	XXX	XXX	XXX	XXX	XXX
33.	Reins nonproportional assumed financial lines .....	XXX	XXX	XXX	XXX	XXX	XXX	XXX	XXX	XXX	XXX	XXX	XXX
34.	Aggregate Write-Ins for Other Lines of Business .....	0	0	0	0	0	0	0	0	0	0	0	0
35.	Total (a) .....	12,501,422	10,934,655	0	6,058,202	2,040,536	1,407,496	12,367,867	172,304	107,404	1,406,947	2,201,898	473,828
DETAILS OF WRITE-INS													
3401.	Collateral Protection .....	0	0	0	0	0	0	0	0	0	0	0	0
3402.	Involuntary Unemployment .....	0	0	0	0	0	0	0	0	0	0	0	0
3403.	Patent Risk .....	0	0	0	0	0	0	0	0	0	0	0	0
3498.	Summary of remaining write-ins for Line 34 from overflow page .....	0	0	0	0	0	0	0	0	0	0	0	0
3499.	Totals (Lines 3401 through 3403 plus 3498)(Line 34 above) .....	0	0	0	0	0	0	0	0	0	0	0	0

(a) Finance and service charges not included in Lines 1 to 35 \$ 0  
(b) For health business on indicated lines report: Number of persons insured under PPO managed care products 0 and number of persons insured under indemnity only products 0

ANNUAL STATEMENT FOR THE YEAR 2024 OF THE GREAT AMERICAN ALLIANCE INSURANCE COMPANY

EXHIBIT OF PREMIUMS AND LOSSES

OVERFLOW PAGE FOR WRITE-INS

Additional Write-ins for Exhibit of Premiums and Losses Line 34

Line of Business	Gross Premiums, Including Policy and Membership Fees, Less Return Premiums and Premiums on Policies not Taken		3	4	5	6	7	8	9	10	11	12
	1 Direct Premiums Written	2 Direct Premiums Earned	Dividends Paid or Credited to Policyholders on Direct Business	Direct Unearned Premium Reserves	Direct Losses Paid (deducting salvage)	Direct Losses Incurred	Direct Losses Unpaid	Direct Defense and Cost Containment Expense Paid	Direct Defense and Cost Containment Expense Incurred	Direct Defense and Cost Containment Expense Unpaid	Commissions and Brokerage Expenses	Taxes, Licenses and Fees
3404. Uninsured Motorist .....	0	0	0	0	0	0	0	0	0	0	0	0
3497. Summary of remaining write-ins for Line 34 from overflow page	0	0	0	0	0	0	0	0	0	0	0	0



ANNUAL STATEMENT FOR THE YEAR 2024 OF THE GREAT AMERICAN ALLIANCE INSURANCE COMPANY

EXHIBIT OF PREMIUMS AND LOSSES (Statutory Page 14)

NAIC Group Code 0084

BUSINESS IN THE STATE OF Texas

DURING THE YEAR 2024

NAIC Company Code 26832

Line of Business		Gross Premiums, Including Policy and Membership Fees, Less Return Premiums and Premiums on Policies not Taken		3 Dividends Paid or Credited to Policyholders on Direct Business	4 Direct Unearned Premium Reserves	5 Direct Losses Paid (deducting salvage)	6 Direct Losses Incurred	7 Direct Losses Unpaid	8 Direct Defense and Cost Containment Expense Paid	9 Direct Defense and Cost Containment Expense Incurred	10 Direct Defense and Cost Containment Expense Unpaid	11 Commissions and Brokerage Expenses	12 Taxes, Licenses and Fees
		1 Direct Premiums Written	2 Direct Premiums Earned										
1.	Fire .....	1,427	684	0	743	0	0	0	0	0	0	424	23
2.1	Allied Lines .....	8,243	3,733	0	4,510	0	44	2	0	2	2	2,323	134
2.2	Multiple Peril Crop .....	0	0	0	0	0	0	0	0	0	0	0	0
2.3	Federal Flood .....	0	0	0	0	0	0	0	0	0	0	0	0
2.4	Private Crop .....	0	0	0	0	0	0	0	0	0	0	0	0
2.5	Private Flood .....	0	0	0	0	0	0	0	0	0	0	0	0
3.	Farmowners Multiple Peril .....	0	0	0	0	0	(876)	969	0	(104)	57	0	0
4.	Homeowners Multiple Peril .....	0	0	0	0	0	0	0	0	0	0	0	0
5.1	Commercial Multiple Peril (Non-Liability Portion) .....	1,073,045	1,151,610	0	545,349	477,266	905,128	566,031	5,534	20,015	97,735	197,193	33,003
5.2	Commercial Multiple Peril (Liability Portion) .....	346,038	330,997	0	146,111	152,990	80,789	1,293,254	112,836	124,757	158,628	66,149	10,601
6.	Mortgage Guaranty .....	0	0	0	0	0	0	0	0	0	0	0	0
8.	Ocean Marine .....	0	0	0	0	0	0	0	0	0	0	0	0
9.1	Inland Marine .....	292,858	287,234	0	15,246	208,534	177,278	(2,114)	27,219	24,307	2,000	61,199	8,091
9.2	Pet Insurance Plans .....	0	0	0	0	0	0	0	0	0	0	0	0
10.	Financial Guaranty .....	0	0	0	0	0	0	0	0	0	0	0	0
11.1	Medical Professional Liability - Occurrence .....	0	0	0	0	0	0	0	0	0	0	0	0
11.2	Medical Professional Liability - Claims-Made .....	0	0	0	0	0	0	0	0	0	0	0	0
12.	Earthquake .....	750	63	0	687	0	0	0	0	4	4	113	12
13.1	Comprehensive (hospital and medical) ind (b) .....	0	0	0	0	0	0	0	0	0	0	0	0
13.2	Comprehensive (hospital and medical) group (b) .....	0	0	0	0	0	0	0	0	0	0	0	0
14.	Credit A&H (Group and Individual) .....	0	0	0	0	0	0	0	0	0	0	0	0
15.1	Vision Only (b).....	0	0	0	0	0	0	0	0	0	0	0	0
15.2	Dental Only (b) .....	0	0	0	0	0	0	0	0	0	0	0	0
15.3	Disability Income (b) .....	0	0	0	0	0	0	0	0	0	0	0	0
15.4	Medicare Supplement (b) .....	0	0	0	0	0	0	0	0	0	0	0	0
15.5	Medicaid Title XIX (b) .....	0	0	0	0	0	0	0	0	0	0	0	0
15.6	Medicare Title XVIII (b).....	0	0	0	0	0	0	0	0	0	0	0	0
15.7	Long-Term Care (b) .....	0	0	0	0	0	0	0	0	0	0	0	0
15.8	Federal Employees Health Benefits Plan (b) .....	0	0	0	0	0	0	0	0	0	0	0	0
15.9	Other Health (b) .....	0	0	0	0	0	0	0	0	0	0	0	0
16.	Workers' Compensation .....	8,897,842	8,556,473	0	3,797,946	1,682,180	4,217,714	15,002,581	185,834	226,366	941,844	1,249,859	535,802
17.1	Other Liability - Occurrence .....	2,981,916	3,078,354	0	1,596,873	1,257	(48,707)	5,074,320	0	11,732	475,417	442,891	88,734
17.2	Other Liability - Claims-Made .....	0	1,414	0	10	74,937	(152,576)	244,957	1,691	(8,676)	76,290	44	30
17.3	Excess Workers' Compensation .....	0	0	0	0	0	0	0	0	0	0	0	0
18.1	Products Liability - Occurrence .....	1,301	1,303	0	249	0	(328)	503	0	84	46	261	37
18.2	Products Liability - Claims-Made .....	0	0	0	0	0	0	0	0	0	0	0	0
19.1	Private Passenger Auto No-Fault (Personal Injury Protection) .....	0	0	0	0	0	0	0	0	0	0	0	0
19.2	Other Private Passenger Auto Liability .....	0	0	0	0	0	0	0	0	0	0	0	0
19.3	Commercial Auto No-Fault (Personal Injury Protection) .....	1,046	1,130	0	532	(660)	1,343	0	(135)	520	150	38	0
19.4	Other Commercial Auto Liability .....	314,050	330,138	0	155,502	333,550	337,351	484,761	13,268	19,827	125,296	44,528	11,221
21.1	Private Passenger Auto Physical Damage .....	0	0	0	0	0	0	0	0	0	0	0	0
21.2	Commercial Auto Physical Damage .....	140,313	165,602	0	62,330	100,209	98,912	30,909	289	(24)	7,498	21,259	5,732
22.	Aircraft (all perils) .....	419,635	376,343	0	189,057	0	(4,096)	125,746	0	3,893	16,780	34,769	11,784
23.	Fidelity .....	1,357,509	1,301,894	0	1,721,010	157,658	81,017	638,740	0	(381,039)	20,387	421,399	42,404
24.	Surety .....	99,465	107,602	0	111,786	12,450	14,551	55,769	0	(14,503)	3,504	32,398	3,115
26.	Burglary and Theft .....	40	62	0	13	0	(4)	0	0	0	0	7	14
27.	Boiler and Machinery .....	64,232	71,142	0	35,132	21,404	(8,391)	1,017	0	1,133	2,293	11,777	2,055
28.	Credit .....	(72)	(72)	0	0	0	2,523	13,792	0	0	0	0	70
29.	International .....	0	0	0	0	0	0	0	0	0	0	0	0
30.	Warranty .....	0	0	0	0	0	0	0	0	0	0	0	0
31.	Reins nonproportional assumed property .....	XXX	XXX	XXX	XXX	XXX	XXX	XXX	XXX	XXX	XXX	XXX	XXX
32.	Reins nonproportional assumed liability .....	XXX	XXX	XXX	XXX	XXX	XXX	XXX	XXX	XXX	XXX	XXX	XXX
33.	Reins nonproportional assumed financial lines .....	XXX	XXX	XXX	XXX	XXX	XXX	XXX	XXX	XXX	XXX	XXX	XXX
34.	Aggregate Write-Ins for Other Lines of Business .....	0	0	0	0	0	0	0	0	0	0	0	0
35.	Total (a) .....	15,999,879	15,765,707	0	8,383,086	3,222,435	5,699,669	23,532,579	346,670	27,640	1,928,302	2,586,743	752,900
DETAILS OF WRITE-INS													
3401.	Collateral Protection .....	0	0	0	0	0	0	0	0	0	0	0	0
3402.	Involuntary Unemployment .....	0	0	0	0	0	0	0	0	0	0	0	0
3403.	Patent Risk .....	0	0	0	0	0	0	0	0	0	0	0	0
3498.	Summary of remaining write-ins for Line 34 from overflow page .....	0	0	0	0	0	0	0	0	0	0	0	0
3499.	Totals (Lines 3401 through 3403 plus 3498)(Line 34 above) .....	0	0	0	0	0	0	0	0	0	0	0	0

(a) Finance and service charges not included in Lines 1 to 35 \$ .....0  
(b) For health business on indicated lines report: Number of persons insured under PPO managed care products .....0 and number of persons insured under indemnity only products .....0 .



ANNUAL STATEMENT FOR THE YEAR 2024 OF THE GREAT AMERICAN ALLIANCE INSURANCE COMPANY

EXHIBIT OF PREMIUMS AND LOSSES

OVERFLOW PAGE FOR WRITE-INS

Additional Write-ins for Exhibit of Premiums and Losses Line 34

Line of Business	Gross Premiums, Including Policy and Membership Fees, Less Return Premiums and Premiums on Policies not Taken		3	4	5	6	7	8	9	10	11	12
	1 Direct Premiums Written	2 Direct Premiums Earned	Dividends Paid or Credited to Policyholders on Direct Business	Direct Unearned Premium Reserves	Direct Losses Paid (deducting salvage)	Direct Losses Incurred	Direct Losses Unpaid	Direct Defense and Cost Containment Expense Paid	Direct Defense and Cost Containment Expense Incurred	Direct Defense and Cost Containment Expense Unpaid	Commissions and Brokerage Expenses	Taxes, Licenses and Fees
3404. Uninsured Motorist .....	0	0	0	0	0	0	0	0	0	0	0	0
3497. Summary of remaining write-ins for Line 34 from overflow page	0	0	0	0	0	0	0	0	0	0	0	0



ANNUAL STATEMENT FOR THE YEAR 2024 OF THE GREAT AMERICAN ALLIANCE INSURANCE COMPANY

EXHIBIT OF PREMIUMS AND LOSSES (Statutory Page 14)

NAIC Group Code 0084		BUSINESS IN THE STATE OF Utah		DURING THE YEAR 2024						NAIC Company Code 26832			
Line of Business		Gross Premiums, Including Policy and Membership Fees, Less Return Premiums and Premiums on Policies not Taken		3  Dividends Paid or Credited to Policyholders on Direct Business	4  Direct Unearned Premium Reserves	5  Direct Losses Paid (deducting salvage)	6  Direct Losses Incurred	7  Direct Losses Unpaid	8  Direct Defense and Cost Containment Expense Paid	9  Direct Defense and Cost Containment Expense Incurred	10  Direct Defense and Cost Containment Expense Unpaid	11  Commissions and Brokerage Expenses	12  Taxes, Licenses and Fees
		1  Direct Premiums Written	2  Direct Premiums Earned										
1.	Fire .....	0	0	0	0	0	0	0	0	0	0	0	0
2.1	Allied Lines .....	0	0	0	0	0	0	0	0	0	0	0	0
2.2	Multiple Peril Crop .....	0	0	0	0	0	0	0	0	0	0	0	0
2.3	Federal Flood .....	0	0	0	0	0	0	0	0	0	0	0	0
2.4	Private Crop .....	0	0	0	0	0	0	0	0	0	0	0	0
2.5	Private Flood .....	0	0	0	0	0	0	0	0	0	0	0	0
3.	Farmowners Multiple Peril .....	28,891	28,714	0	16,701	0	(66)	8,664	0	46	1,351	6,649	617
4.	Homeowners Multiple Peril .....	0	0	0	0	0	0	0	0	0	0	0	0
5.1	Commercial Multiple Peril (Non-Liability Portion) .....	62,397	63,644	0	25,941	12,175	24,730	18,412	24	870	2,349	12,316	1,342
5.2	Commercial Multiple Peril (Liability Portion) .....	28,880	21,519	0	15,378	0	22,026	31,583	0	(136)	6,844	5,584	638
6.	Mortgage Guaranty .....	0	0	0	0	0	0	0	0	0	0	0	0
8.	Ocean Marine .....	0	0	0	0	0	0	0	0	0	0	0	0
9.1	Inland Marine .....	48,314	48,307	0	4,487	61,938	61,745	1,027	3,270	3,312	82	9,883	1,095
9.2	Pet Insurance Plans .....	0	0	0	0	0	0	0	0	0	0	0	0
10.	Financial Guaranty .....	0	0	0	0	0	0	0	0	0	0	0	0
11.1	Medical Professional Liability - Occurrence .....	0	0	0	0	0	0	0	0	0	0	0	0
11.2	Medical Professional Liability - Claims-Made .....	0	0	0	0	0	0	0	0	0	0	0	0
12.	Earthquake .....	0	0	0	0	0	0	0	0	0	0	0	0
13.1	Comprehensive (hospital and medical) ind (b) .....	0	0	0	0	0	0	0	0	0	0	0	0
13.2	Comprehensive (hospital and medical) group (b) .....	0	0	0	0	0	0	0	0	0	0	0	0
14.	Credit A&H (Group and Individual) .....	0	0	0	0	0	0	0	0	0	0	0	0
15.1	Vision Only (b).....	0	0	0	0	0	0	0	0	0	0	0	0
15.2	Dental Only (b) .....	0	0	0	0	0	0	0	0	0	0	0	0
15.3	Disability Income (b) .....	0	0	0	0	0	0	0	0	0	0	0	0
15.4	Medicare Supplement (b) .....	0	0	0	0	0	0	0	0	0	0	0	0
15.5	Medicaid Title XIX (b) .....	0	0	0	0	0	0	0	0	0	0	0	0
15.6	Medicare Title XVIII (b).....	0	0	0	0	0	0	0	0	0	0	0	0
15.7	Long-Term Care (b) .....	0	0	0	0	0	0	0	0	0	0	0	0
15.8	Federal Employees Health Benefits Plan (b) .....	0	0	0	0	0	0	0	0	0	0	0	0
15.9	Other Health (b) .....	0	0	0	0	0	0	0	0	0	0	0	0
16.	Workers' Compensation .....	730,778	655,631	0	254,354	42,173	358,067	1,074,836	1,986	18,662	110,587	97,485	25,120
17.1	Other Liability - Occurrence .....	499,539	504,772	0	225,179	49,904	679,534	1,274,453	3,351	(6,725)	65,441	72,306	10,787
17.2	Other Liability - Claims-Made .....	0	104	0	167	3	(424)	909	0	(4)	237	16	2
17.3	Excess Workers' Compensation .....	0	0	0	0	0	0	0	0	0	0	0	0
18.1	Products Liability - Occurrence .....	2,186	1,461	0	725	0	671	683	0	69	95	358	49
18.2	Products Liability - Claims-Made .....	0	0	0	0	0	0	0	0	0	0	0	0
19.1	Private Passenger Auto No-Fault (Personal Injury Protection) .....	0	0	0	0	0	0	0	0	0	0	0	0
19.2	Other Private Passenger Auto Liability .....	0	0	0	0	0	0	0	0	0	0	0	0
19.3	Commercial Auto No-Fault (Personal Injury Protection) .....	677	825	0	138	0	108	804	5	64	325	122	15
19.4	Other Commercial Auto Liability .....	146,770	144,616	0	63,148	25,991	141,117	200,381	322	13,696	35,109	20,895	3,202
21.1	Private Passenger Auto Physical Damage .....	0	0	0	0	0	0	0	0	0	0	0	0
21.2	Commercial Auto Physical Damage .....	48,115	46,429	0	15,626	(30,196)	(20,492)	13,321	210	844	1,522	8,044	1,048
22.	Aircraft (all perils) .....	85,549	103,380	0	35,504	0	(3,872)	36,497	0	547	4,548	12,832	1,827
23.	Fidelity .....	17,881	47,853	0	75,843	0	256	24,209	0	(16,468)	658	5,444	240
24.	Surety .....	3,702	2,788	0	1,991	0	(21,764)	43,957	0	(6,968)	2,244	1,498	82
26.	Burglary and Theft .....	0	66	0	0	0	(17)	0	0	0	0	4	0
27.	Boiler and Machinery .....	4,063	4,106	0	1,695	0	(157)	0	0	437	0	800	87
28.	Credit .....	0	0	0	0	0	0	0	0	0	0	0	0
29.	International .....	0	0	0	0	0	0	0	0	0	0	0	0
30.	Warranty .....	0	0	0	0	0	0	0	0	0	0	0	0
31.	Reins nonproportional assumed property .....	XXX	XXX	XXX	XXX	XXX	XXX	XXX	XXX	XXX	XXX	XXX	XXX
32.	Reins nonproportional assumed liability .....	XXX	XXX	XXX	XXX	XXX	XXX	XXX	XXX	XXX	XXX	XXX	XXX
33.	Reins nonproportional assumed financial lines .....	XXX	XXX	XXX	XXX	XXX	XXX	XXX	XXX	XXX	XXX	XXX	XXX
34.	Aggregate Write-Ins for Other Lines of Business .....	0	0	0	0	0	0	0	0	0	0	0	0
35.	Total (a) .....	1,707,846	1,674,277	0	736,714	161,985	1,241,460	2,729,738	9,168	8,243	231,392	254,237	46,151
DETAILS OF WRITE-INS													
3401.	Collateral Protection .....	0	0	0	0	0	0	0	0	0	0	0	0
3402.	Involuntary Unemployment .....	0	0	0	0	0	0	0	0	0	0	0	0
3403.	Patent Risk .....	0	0	0	0	0	0	0	0	0	0	0	0
3498.	Summary of remaining write-ins for Line 34 from overflow page .....	0	0	0	0	0	0	0	0	0	0	0	0
3499.	Totals (Lines 3401 through 3403 plus 3498)(Line 34 above) .....	0	0	0	0	0	0	0	0	0	0	0	0

(a) Finance and service charges not included in Lines 1 to 35 \$ .....0  
(b) For health business on indicated lines report: Number of persons insured under PPO managed care products .....0 and number of persons insured under indemnity only products .....0 .

ANNUAL STATEMENT FOR THE YEAR 2024 OF THE GREAT AMERICAN ALLIANCE INSURANCE COMPANY

EXHIBIT OF PREMIUMS AND LOSSES

OVERFLOW PAGE FOR WRITE-INS

Additional Write-ins for Exhibit of Premiums and Losses Line 34

Line of Business	Gross Premiums, Including Policy and Membership Fees, Less Return Premiums and Premiums on Policies not Taken		3	4	5	6	7	8	9	10	11	12
	1 Direct Premiums Written	2 Direct Premiums Earned	Dividends Paid or Credited to Policyholders on Direct Business	Direct Unearned Premium Reserves	Direct Losses Paid (deducting salvage)	Direct Losses Incurred	Direct Losses Unpaid	Direct Defense and Cost Containment Expense Paid	Direct Defense and Cost Containment Expense Incurred	Direct Defense and Cost Containment Expense Unpaid	Commissions and Brokerage Expenses	Taxes, Licenses and Fees
3404. Uninsured Motorist .....	0	0	0	0	0	0	0	0	0	0	0	0
3497. Summary of remaining write-ins for Line 34 from overflow page	0	0	0	0	0	0	0	0	0	0	0	0



ANNUAL STATEMENT FOR THE YEAR 2024 OF THE GREAT AMERICAN ALLIANCE INSURANCE COMPANY

EXHIBIT OF PREMIUMS AND LOSSES (Statutory Page 14)

NAIC Group Code 0084 BUSINESS IN THE STATE OF Vermont DURING THE YEAR 2024 NAIC Company Code 26832

Line of Business		Gross Premiums, Including Policy and Membership Fees, Less Return Premiums and Premiums on Policies not Taken		3  Dividends Paid or Credited to Policyholders on Direct Business	4  Direct Unearned Premium Reserves	5  Direct Losses Paid (deducting salvage)	6  Direct Losses Incurred	7  Direct Losses Unpaid	8  Direct Defense and Cost Containment Expense Paid	9  Direct Defense and Cost Containment Expense Incurred	10  Direct Defense and Cost Containment Expense Unpaid	11  Commissions and Brokerage Expenses	12  Taxes, Licenses and Fees
		1 Direct Premiums Written	2 Direct Premiums Earned										
1.	Fire .....	0	0	0	0	0	0	0	0	0	0	0	0
2.1	Allied Lines .....	0	0	0	0	0	0	0	0	0	0	0	0
2.2	Multiple Peril Crop .....	0	0	0	0	0	0	0	0	0	0	0	0
2.3	Federal Flood .....	0	0	0	0	0	0	0	0	0	0	0	0
2.4	Private Crop .....	0	0	0	0	0	0	0	0	0	0	0	0
2.5	Private Flood .....	0	0	0	0	0	0	0	0	0	0	0	0
3.	Farmowners Multiple Peril .....	23,897	21,314	0	10,130	0	(32)	4,724	0	328	925	5,964	907
4.	Homeowners Multiple Peril .....	0	0	0	0	0	0	0	0	0	0	0	0
5.1	Commercial Multiple Peril (Non-Liability Portion) .....	10,941	14,255	0	6,925	0	1,135	5,889	0	512	1,503	(180)	456
5.2	Commercial Multiple Peril (Liability Portion) .....	14,454	11,016	0	10,488	0	2,096	2,780	0	643	936	2,514	497
6.	Mortgage Guaranty .....	0	0	0	0	0	0	0	0	0	0	0	0
8.	Ocean Marine .....	0	0	0	0	0	0	0	0	0	0	0	0
9.1	Inland Marine .....	19,764	19,674	0	4,939	4,169	7,823	5,470	1,284	1,241	104	4,308	1,335
9.2	Pet Insurance Plans .....	0	0	0	0	0	0	0	0	0	0	0	0
10.	Financial Guaranty .....	0	0	0	0	0	0	0	0	0	0	0	0
11.1	Medical Professional Liability - Occurrence .....	0	0	0	0	0	0	0	0	0	0	0	0
11.2	Medical Professional Liability - Claims-Made .....	0	0	0	0	0	0	0	0	0	0	0	0
12.	Earthquake .....	0	0	0	0	0	0	0	0	0	0	0	0
13.1	Comprehensive (hospital and medical) ind (b) .....	0	0	0	0	0	0	0	0	0	0	0	0
13.2	Comprehensive (hospital and medical) group (b) .....	0	0	0	0	0	0	0	0	0	0	0	0
14.	Credit A&H (Group and Individual) .....	0	0	0	0	0	0	0	0	0	0	0	0
15.1	Vision Only (b).....	0	0	0	0	0	0	0	0	0	0	0	0
15.2	Dental Only (b) .....	0	0	0	0	0	0	0	0	0	0	0	0
15.3	Disability Income (b) .....	0	0	0	0	0	0	0	0	0	0	0	0
15.4	Medicare Supplement (b) .....	0	0	0	0	0	0	0	0	0	0	0	0
15.5	Medicaid Title XIX (b) .....	0	0	0	0	0	0	0	0	0	0	0	0
15.6	Medicare Title XVIII (b).....	0	0	0	0	0	0	0	0	0	0	0	0
15.7	Long-Term Care (b) .....	0	0	0	0	0	0	0	0	0	0	0	0
15.8	Federal Employees Health Benefits Plan (b) .....	0	0	0	0	0	0	0	0	0	0	0	0
15.9	Other Health (b) .....	0	0	0	0	0	0	0	0	0	0	0	0
16.	Workers' Compensation .....	223,872	252,513	0	90,831	496,976	305,800	1,007,382	107,302	99,403	46,750	10,448	11,114
17.1	Other Liability - Occurrence .....	113,712	81,268	0	56,476	0	(28,140)	124,835	0	(22,434)	21,997	22,404	3,993
17.2	Other Liability - Claims-Made .....	0	0	0	0	0	0	702	0	(1,414)	(6,128)	0	0
17.3	Excess Workers' Compensation .....	0	0	0	0	0	0	0	0	0	0	0	0
18.1	Products Liability - Occurrence .....	0	0	0	0	0	(7)	15	0	(7)	6	0	0
18.2	Products Liability - Claims-Made .....	0	0	0	0	0	0	0	0	0	0	0	0
19.1	Private Passenger Auto No-Fault (Personal Injury Protection) .....	0	0	0	0	0	0	0	0	0	0	0	0
19.2	Other Private Passenger Auto Liability .....	0	0	0	0	0	0	0	0	0	0	0	0
19.3	Commercial Auto No-Fault (Personal Injury Protection) .....	0	0	0	0	0	0	0	0	0	0	0	0
19.4	Other Commercial Auto Liability .....	10,526	10,626	0	5,241	0	(10,901)	5,145	0	(6,523)	1,081	2,758	466
21.1	Private Passenger Auto Physical Damage .....	0	0	0	0	0	0	0	0	0	0	0	0
21.2	Commercial Auto Physical Damage .....	4,558	4,886	0	1,911	453	(118)	361	0	(310)	42	1,235	213
22.	Aircraft (all perils) .....	0	0	0	0	0	0	0	0	0	0	0	0
23.	Fidelity .....	385,879	190,073	0	314,087	0	1,920	87,394	0	(42,839)	5,130	119,770	14,057
24.	Surety .....	23,410	17,532	0	21,532	0	484	8,303	0	(2,350)	824	8,104	788
26.	Burglary and Theft .....	0	0	0	0	0	0	0	0	0	0	0	0
27.	Boiler and Machinery .....	1,057	1,688	0	552	0	(138)	0	0	0	0	163	47
28.	Credit .....	0	0	0	0	0	0	0	0	0	0	0	0
29.	International .....	0	0	0	0	0	0	0	0	0	0	0	0
30.	Warranty .....	0	0	0	0	0	0	0	0	0	0	0	0
31.	Reins nonproportional assumed property .....	XXX	XXX	XXX	XXX	XXX	XXX	XXX	XXX	XXX	XXX	XXX	XXX
32.	Reins nonproportional assumed liability .....	XXX	XXX	XXX	XXX	XXX	XXX	XXX	XXX	XXX	XXX	XXX	XXX
33.	Reins nonproportional assumed financial lines .....	XXX	XXX	XXX	XXX	XXX	XXX	XXX	XXX	XXX	XXX	XXX	XXX
34.	Aggregate Write-Ins for Other Lines of Business .....	0	0	0	0	0	0	0	0	0	0	0	0
35.	Total (a) .....	832,070	624,844	0	522,840	501,599	279,921	1,252,998	108,586	26,250	73,171	177,488	33,854
DETAILS OF WRITE-INS													
3401.	Collateral Protection .....	0	0	0	0	0	0	0	0	0	0	0	0
3402.	Involuntary Unemployment .....	0	0	0	0	0	0	0	0	0	0	0	0
3403.	Patent Risk .....	0	0	0	0	0	0	0	0	0	0	0	0
3498.	Summary of remaining write-ins for Line 34 from overflow page .....	0	0	0	0	0	0	0	0	0	0	0	0
3499.	Totals (Lines 3401 through 3403 plus 3498)(Line 34 above) .....	0	0	0	0	0	0	0	0	0	0	0	0

(a) Finance and service charges not included in Lines 1 to 35 \$ .....0  
(b) For health business on indicated lines report: Number of persons insured under PPO managed care products .....0 and number of persons insured under indemnity only products .....0 .

ANNUAL STATEMENT FOR THE YEAR 2024 OF THE GREAT AMERICAN ALLIANCE INSURANCE COMPANY

EXHIBIT OF PREMIUMS AND LOSSES

OVERFLOW PAGE FOR WRITE-INS

Additional Write-ins for Exhibit of Premiums and Losses Line 34

Line of Business	Gross Premiums, Including Policy and Membership Fees, Less Return Premiums and Premiums on Policies not Taken		3	4	5	6	7	8	9	10	11	12
	1 Direct Premiums Written	2 Direct Premiums Earned	Dividends Paid or Credited to Policyholders on Direct Business	Direct Unearned Premium Reserves	Direct Losses Paid (deducting salvage)	Direct Losses Incurred	Direct Losses Unpaid	Direct Defense and Cost Containment Expense Paid	Direct Defense and Cost Containment Expense Incurred	Direct Defense and Cost Containment Expense Unpaid	Commissions and Brokerage Expenses	Taxes, Licenses and Fees
3404. Uninsured Motorist .....	0	0	0	0	0	0	0	0	0	0	0	0
3497. Summary of remaining write-ins for Line 34 from overflow page	0	0	0	0	0	0	0	0	0	0	0	0



ANNUAL STATEMENT FOR THE YEAR 2024 OF THE GREAT AMERICAN ALLIANCE INSURANCE COMPANY

EXHIBIT OF PREMIUMS AND LOSSES (Statutory Page 14)

NAIC Group Code 0084

BUSINESS IN THE STATE OF Virginia

DURING THE YEAR 2024

NAIC Company Code 26832

Line of Business		Gross Premiums, Including Policy and Membership Fees, Less Return Premiums and Premiums on Policies not Taken		3	4	5	6	7	8	9	10	11	12
		1	2										
		Direct Premiums Written	Direct Premiums Earned	Dividends Paid or Credited to Policyholders on Direct Business	Direct Unearned Premium Reserves	Direct Losses Paid (deducting salvage)	Direct Losses Incurred	Direct Losses Unpaid	Direct Defense and Cost Containment Expense Paid	Direct Defense and Cost Containment Expense Incurred	Direct Defense and Cost Containment Expense Unpaid	Commissions and Brokerage Expenses	Taxes, Licenses and Fees
1.	Fire .....	0	0	0	0	0	0	0	0	0	0	0	0
2.1	Allied Lines .....	60	60	0	13	0	(3)	11	0	0	(1)	8	1
2.2	Multiple Peril Crop .....	0	0	0	0	0	0	0	0	0	0	0	0
2.3	Federal Flood .....	0	0	0	0	0	0	0	0	0	0	0	0
2.4	Private Crop .....	0	0	0	0	0	0	0	0	0	0	0	0
2.5	Private Flood .....	489	4	0	485	0	(3)	(3)	0	0	0	110	12
3.	Farmowners Multiple Peril .....	141,070	142,874	0	75,441	0	393,907	450,799	0	(281)	7,945	31,991	1,964
4.	Homeowners Multiple Peril .....	0	0	0	0	0	0	0	0	0	0	0	0
5.1	Commercial Multiple Peril (Non-Liability Portion) .....	197,751	209,628	0	62,309	58,938	59,842	152,346	112	(2,065)	30,108	37,409	3,156
5.2	Commercial Multiple Peril (Liability Portion) .....	41,145	32,247	0	21,323	(787)	18,750	92,475	2	(642)	13,811	8,075	766
6.	Mortgage Guaranty .....	0	0	0	0	0	0	0	0	0	0	0	0
8.	Ocean Marine .....	0	0	0	0	0	0	0	0	0	0	0	0
9.1	Inland Marine .....	89,937	89,065	0	7,868	33,670	27,338	1,473	2,033	579	405	18,471	1,715
9.2	Pet Insurance Plans .....	0	0	0	0	0	0	0	0	0	0	0	0
10.	Financial Guaranty .....	0	0	0	0	0	0	0	0	0	0	0	0
11.1	Medical Professional Liability - Occurrence .....	0	0	0	0	0	0	0	0	0	0	0	0
11.2	Medical Professional Liability - Claims-Made .....	0	0	0	0	0	0	0	0	0	0	0	0
12.	Earthquake .....	3,475	4,042	0	2,034	0	(83)	162	0	(13)	0	785	52
13.1	Comprehensive (hospital and medical) ind (b) .....	0	0	0	0	0	0	0	0	0	0	0	0
13.2	Comprehensive (hospital and medical) group (b) .....	0	0	0	0	0	0	0	0	0	0	0	0
14.	Credit A&H (Group and Individual) .....	0	0	0	0	0	0	0	0	0	0	0	0
15.1	Vision Only (b).....	0	0	0	0	0	0	0	0	0	0	0	0
15.2	Dental Only (b) .....	0	0	0	0	0	0	0	0	0	0	0	0
15.3	Disability Income (b) .....	0	0	0	0	0	0	0	0	0	0	0	0
15.4	Medicare Supplement (b) .....	0	0	0	0	0	0	0	0	0	0	0	0
15.5	Medicaid Title XIX (b) .....	0	0	0	0	0	0	0	0	0	0	0	0
15.6	Medicare Title XVIII (b).....	0	0	0	0	0	0	0	0	0	0	0	0
15.7	Long-Term Care (b) .....	0	0	0	0	0	0	0	0	0	0	0	0
15.8	Federal Employees Health Benefits Plan (b) .....	0	0	0	0	0	0	0	0	0	0	0	0
15.9	Other Health (b) .....	0	0	0	0	0	0	0	0	0	0	0	0
16.	Workers' Compensation .....	2,760,035	2,746,686	0	897,819	397,223	561,055	3,951,260	26,708	17,619	347,782	427,442	126,845
17.1	Other Liability - Occurrence .....	1,406,079	1,411,180	0	517,733	1,142,500	1,708,174	2,583,875	15,756	25,167	247,581	249,116	24,287
17.2	Other Liability - Claims-Made .....	0	0	0	0	0	(4,750)	28,588	0	537	6,878	0	0
17.3	Excess Workers' Compensation .....	0	0	0	0	0	0	0	0	0	0	0	0
18.1	Products Liability - Occurrence .....	2,977	2,752	0	225	0	59	1,334	0	(115)	169	218	75
18.2	Products Liability - Claims-Made .....	0	0	0	0	0	0	0	0	0	0	0	0
19.1	Private Passenger Auto No-Fault (Personal Injury Protection) .....	0	0	0	0	0	0	0	0	0	0	0	0
19.2	Other Private Passenger Auto Liability .....	0	0	0	0	0	0	24,478	0	0	5,410	0	0
19.3	Commercial Auto No-Fault (Personal Injury Protection) .....	0	0	0	0	0	0	0	0	0	0	0	0
19.4	Other Commercial Auto Liability .....	88,811	110,930	0	40,747	11,182	23,205	122,577	0	(4,000)	27,656	18,698	1,219
21.1	Private Passenger Auto Physical Damage .....	0	0	0	0	0	0	0	0	0	0	0	0
21.2	Commercial Auto Physical Damage .....	29,441	27,927	0	13,089	79,755	81,787	6,963	28	(28)	1,126	6,209	492
22.	Aircraft (all perils) .....	0	5,552	0	0	0	(8,343)	13,727	0	(350)	1,552	0	(129)
23.	Fidelity .....	582,749	447,794	0	528,501	12	14,829	284,605	29,174	(49,073)	22,205	180,945	12,735
24.	Surety .....	24,604	51,561	0	42,561	0	(2,889)	32,724	0	(10,768)	10,706	0	(92)
26.	Burglary and Theft .....	0	0	0	0	0	(535)	0	0	0	0	0	0
27.	Boiler and Machinery .....	14,009	14,364	0	5,393	115,169	118,985	8,732	0	(5)	14	2,617	213
28.	Credit .....	0	0	0	0	0	0	0	0	0	0	0	0
29.	International .....	0	0	0	0	0	0	0	0	0	0	0	0
30.	Warranty .....	0	0	0	0	0	0	0	0	0	0	0	0
31.	Reins nonproportional assumed property .....	XXX	XXX	XXX	XXX	XXX	XXX	XXX	XXX	XXX	XXX	XXX	XXX
32.	Reins nonproportional assumed liability .....	XXX	XXX	XXX	XXX	XXX	XXX	XXX	XXX	XXX	XXX	XXX	XXX
33.	Reins nonproportional assumed financial lines .....	XXX	XXX	XXX	XXX	XXX	XXX	XXX	XXX	XXX	XXX	XXX	XXX
34.	Aggregate Write-Ins for Other Lines of Business .....	171	171	0	0	0	0	0	0	0	0	0	0
35.	Total (a) .....	5,382,803	5,296,836	0	2,215,541	1,837,662	2,991,323	7,756,127	73,813	(23,440)	715,426	992,799	173,312
DETAILS OF WRITE-INS													
3401.	Collateral Protection .....	0	0	0	0	0	0	0	0	0	0	0	0
3402.	Involuntary Unemployment .....	0	0	0	0	0	0	0	0	0	0	0	0
3403.	Patent Risk .....	0	0	0	0	0	0	0	0	0	0	0	0
3498.	Summary of remaining write-ins for Line 34 from overflow page .....	171	171	0	0	0	0	0	0	0	0	0	0
3499.	Totals (Lines 3401 through 3403 plus 3498)(Line 34 above) .....	171	171	0	0	0	0	0	0	0	0	0	0

(a) Finance and service charges not included in Lines 1 to 35 \$ .....0  
(b) For health business on indicated lines report: Number of persons insured under PPO managed care products .....0 and number of persons insured under indemnity only products .....0 .

ANNUAL STATEMENT FOR THE YEAR 2024 OF THE GREAT AMERICAN ALLIANCE INSURANCE COMPANY

EXHIBIT OF PREMIUMS AND LOSSES

OVERFLOW PAGE FOR WRITE-INS

Additional Write-ins for Exhibit of Premiums and Losses Line 34

Line of Business	Gross Premiums, Including Policy and Membership Fees, Less Return Premiums and Premiums on Policies not Taken		3	4	5	6	7	8	9	10	11	12
	1 Direct Premiums Written	2 Direct Premiums Earned	Dividends Paid or Credited to Policyholders on Direct Business	Direct Unearned Premium Reserves	Direct Losses Paid (deducting salvage)	Direct Losses Incurred	Direct Losses Unpaid	Direct Defense and Cost Containment Expense Paid	Direct Defense and Cost Containment Expense Incurred	Direct Defense and Cost Containment Expense Unpaid	Commissions and Brokerage Expenses	Taxes, Licenses and Fees
3404. Uninsured Motorist .....	171	171	0	0	0	0	0	0	0	0	0	0
3497. Summary of remaining write-ins for Line 34 from overflow page	171	171	0	0	0	0	0	0	0	0	0	0



ANNUAL STATEMENT FOR THE YEAR 2024 OF THE GREAT AMERICAN ALLIANCE INSURANCE COMPANY

EXHIBIT OF PREMIUMS AND LOSSES (Statutory Page 14)

NAIC Group Code 0084		BUSINESS IN THE STATE OF Washington				DURING THE YEAR 2024				NAIC Company Code 26832			
Line of Business	Gross Premiums, Including Policy and Membership Fees, Less Return Premiums and Premiums on Policies not Taken		3 Dividends Paid or Credited to Policyholders on Direct Business	4 Direct Unearned Premium Reserves	5 Direct Losses Paid (deducting salvage)	6 Direct Losses Incurred	7 Direct Losses Unpaid	8 Direct Defense and Cost Containment Expense Paid	9 Direct Defense and Cost Containment Expense Incurred	10 Direct Defense and Cost Containment Expense Unpaid	11 Commissions and Brokerage Expenses	12 Taxes, Licenses and Fees	
	1 Direct Premiums Written	2 Direct Premiums Earned											
Fire	0	0	0	0	0	0	0	0	0	0	0	0	
Allied Lines	1,112	677	0	460	0	61	80	0	(1)	0	207	23	
Multiple Peril Crop	0	0	0	0	0	0	0	0	0	0	0	0	
Federal Flood	0	0	0	0	0	0	0	0	0	0	0	0	
Private Crop	0	0	0	0	0	0	0	0	0	0	0	0	
Private Flood	0	0	0	0	0	0	0	0	0	0	0	0	
Farmowners Multiple Peril	510,207	407,368	0	265,388	123,553	192,663	95,521	0	10,401	14,259	81,089	10,596	
Homeowners Multiple Peril	0	0	0	0	0	0	0	0	0	0	0	0	
Commercial Multiple Peril (Non-Liability Portion)	1,657,610	1,305,251	0	803,542	2,955,049	1,346,275	362,780	33,624	55,466	83,875	304,436	34,604	
Commercial Multiple Peril (Liability Portion)	409,506	371,258	0	188,988	31,173	232,905	2,072,911	10,935	20,924	134,174	81,641	8,656	
Mortgage Guaranty	0	0	0	0	0	0	0	0	0	0	0	0	
Ocean Marine	0	0	0	0	0	0	0	0	0	0	0	0	
Inland Marine	132,638	127,881	0	8,851	33,775	40,055	15,212	4,342	4,538	371	27,403	3,006	
Pet Insurance Plans	0	0	0	0	0	0	0	0	0	0	0	0	
Financial Guaranty	0	0	0	0	0	0	0	0	0	0	0	0	
Medical Professional Liability - Occurrence	0	0	0	0	0	0	0	0	0	0	0	0	
Medical Professional Liability - Claims-Made	0	0	0	0	0	0	0	0	0	0	0	0	
Earthquake	0	0	0	0	0	0	0	0	0	0	0	0	
Comprehensive (hospital and medical) ind (b)	0	0	0	0	0	0	0	0	0	0	0	0	
Comprehensive (hospital and medical) group (b)	0	0	0	0	0	0	0	0	0	0	0	0	
Credit A&H (Group and Individual)	0	0	0	0	0	0	0	0	0	0	0	0	
Vision Only (b)	0	0	0	0	0	0	0	0	0	0	0	0	
Dental Only (b)	0	0	0	0	0	0	0	0	0	0	0	0	
Disability Income (b)	0	0	0	0	0	0	0	0	0	0	0	0	
Medicare Supplement (b)	0	0	0	0	0	0	0	0	0	0	0	0	
Medicaid Title XIX (b)	0	0	0	0	0	0	0	0	0	0	0	0	
Medicare Title XVIII (b)	0	0	0	0	0	0	0	0	0	0	0	0	
Long-Term Care (b)	0	0	0	0	0	0	0	0	0	0	0	0	
Federal Employees Health Benefits Plan (b)	0	0	0	0	0	0	0	0	0	0	0	0	
Other Health (b)	0	0	0	0	0	0	0	0	0	0	0	0	
Workers' Compensation	113,417	88,371	0	62,253	0	5,396	42,724	0	1,220	7,162	13,130	2,368	
Other Liability - Occurrence	1,933,474	2,174,036	0	1,019,922	1,200,000	1,569,074	3,967,834	142,065	75,139	417,988	291,445	42,611	
Other Liability - Claims-Made	77	339	0	10	0	(1,888)	19,121	14	1,090	7,802	12	2	
Excess Workers' Compensation	0	0	0	0	0	0	0	0	0	0	0	0	
Products Liability - Occurrence	0	0	0	0	0	15,774	21,341	0	1,145	9,130	0	0	
Products Liability - Claims-Made	0	0	0	0	0	0	0	0	0	0	0	0	
Private Passenger Auto No-Fault (Personal Injury Protection)	0	0	0	0	0	0	0	0	0	0	0	0	
Other Private Passenger Auto Liability	0	0	0	0	0	0	0	0	0	0	0	0	
Commercial Auto No-Fault (Personal Injury Protection)	1,883	2,111	0	935	0	(2,112)	3,265	0	(199)	1,504	241	40	
Other Commercial Auto Liability	131,577	222,077	0	67,091	387,553	230,033	354,804	171,284	175,933	87,410	20,238	2,994	
Private Passenger Auto Physical Damage	0	0	0	0	0	0	0	0	0	0	0	0	
Commercial Auto Physical Damage	29,181	37,832	0	12,774	(10,013)	(9,578)	10,661	388	424	3,092	4,137	640	
Aircraft (all perils)	92,708	103,553	0	46,311	0	(10,940)	43,635	0	41	5,476	13,906	1,956	
Fidelity	237,694	287,510	0	201,813	0	(13,133)	164,231	0	(87,176)	3,722	73,497	5,011	
Surety	32,212	24,833	0	21,663	0	(56,828)	121,098	0	(18,233)	8,125	13,046	668	
Burglary and Theft	301	250	0	196	0	(63)	29	0	(7)	10	56	6	
Boiler and Machinery	92,414	84,254	0	39,935	24,511	59,170	36,813	0	(673)	25	17,913	1,953	
Credit	0	0	0	0	0	(4)	0	0	0	0	0	0	
International	0	0	0	0	0	0	0	0	0	0	0	0	
Warranty	0	0	0	0	0	0	0	0	0	0	0	0	
Reins nonproportional assumed property	XXX	XXX	XXX	XXX	XXX	XXX	XXX	XXX	XXX	XXX	XXX	XXX	
Reins nonproportional assumed liability	XXX	XXX	XXX	XXX	XXX	XXX	XXX	XXX	XXX	XXX	XXX	XXX	
Reins nonproportional assumed financial lines	XXX	XXX	XXX	XXX	XXX	XXX	XXX	XXX	XXX	XXX	XXX	XXX	
Aggregate Write-Ins for Other Lines of Business	0	0	0	0	0	0	0	0	0	0	0	0	
Total (a)	5,376,012	5,237,604	0	2,740,133	4,745,601	3,596,860	7,332,058	362,652	240,031	784,126	942,397	115,136	
DETAILS OF WRITE-INS													
Collateral Protection	0	0	0	0	0	0	0	0	0	0	0	0	
Involuntary Unemployment	0	0	0	0	0	0	0	0	0	0	0	0	
Patent Risk	0	0	0	0	0	0	0	0	0	0	0	0	
Summary of remaining write-ins for Line 34 from overflow page	0	0	0	0	0	0	0	0	0	0	0	0	
Totals (Lines 3401 through 3403 plus 3498)(Line 34 above)	0	0	0	0	0	0	0	0	0	0	0	0	

(a) Finance and service charges not included in Lines 1 to 35 \$ .....0  
(b) For health business on indicated lines report: Number of persons insured under PPO managed care products .....0 and number of persons insured under indemnity only products .....0 .



ANNUAL STATEMENT FOR THE YEAR 2024 OF THE GREAT AMERICAN ALLIANCE INSURANCE COMPANY

EXHIBIT OF PREMIUMS AND LOSSES

OVERFLOW PAGE FOR WRITE-INS

Additional Write-ins for Exhibit of Premiums and Losses Line 34

Line of Business	Gross Premiums, Including Policy and Membership Fees, Less Return Premiums and Premiums on Policies not Taken		3	4	5	6	7	8	9	10	11	12
	1 Direct Premiums Written	2 Direct Premiums Earned	Dividends Paid or Credited to Policyholders on Direct Business	Direct Unearned Premium Reserves	Direct Losses Paid (deducting salvage)	Direct Losses Incurred	Direct Losses Unpaid	Direct Defense and Cost Containment Expense Paid	Direct Defense and Cost Containment Expense Incurred	Direct Defense and Cost Containment Expense Unpaid	Commissions and Brokerage Expenses	Taxes, Licenses and Fees
3404. Uninsured Motorist .....	0	0	0	0	0	0	0	0	0	0	0	0
3497. Summary of remaining write-ins for Line 34 from overflow page	0	0	0	0	0	0	0	0	0	0	0	0



ANNUAL STATEMENT FOR THE YEAR 2024 OF THE GREAT AMERICAN ALLIANCE INSURANCE COMPANY

EXHIBIT OF PREMIUMS AND LOSSES (Statutory Page 14)

NAIC Group Code 0084 BUSINESS IN THE STATE OF West Virginia DURING THE YEAR 2024 NAIC Company Code 26832

Line of Business		Gross Premiums, Including Policy and Membership Fees, Less Return Premiums and Premiums on Policies not Taken		3	4	5	6	7	8	9	10	11	12
		1	2										
		Direct Premiums Written	Direct Premiums Earned	Dividends Paid or Credited to Policyholders on Direct Business	Direct Unearned Premium Reserves	Direct Losses Paid (deducting salvage)	Direct Losses Incurred	Direct Losses Unpaid	Direct Defense and Cost Containment Expense Paid	Direct Defense and Cost Containment Expense Incurred	Direct Defense and Cost Containment Expense Unpaid	Commissions and Brokerage Expenses	Taxes, Licenses and Fees
1.	Fire .....	0	0	0	0	0	0	0	0	0	0	0	0
2.1	Allied Lines .....	0	0	0	0	0	0	0	0	0	0	0	0
2.2	Multiple Peril Crop .....	0	0	0	0	0	0	0	0	0	0	0	0
2.3	Federal Flood .....	0	0	0	0	0	0	0	0	0	0	0	0
2.4	Private Crop .....	0	0	0	0	0	0	0	0	0	0	0	0
2.5	Private Flood .....	0	0	0	0	0	0	0	0	0	0	0	0
3.	Farmowners Multiple Peril .....	0	0	0	0	0	0	0	0	0	0	0	0
4.	Homeowners Multiple Peril .....	0	0	0	0	0	0	0	0	0	0	0	0
5.1	Commercial Multiple Peril (Non-Liability Portion) .....	48,522	38,263	0	33,836	0	(8,843)	7,653	0	(4,474)	1,330	12,489	2,485
5.2	Commercial Multiple Peril (Liability Portion) .....	19,358	14,279	0	10,235	0	(538)	5,112	300	(487)	2,293	3,613	911
6.	Mortgage Guaranty .....	0	0	0	0	0	0	0	0	0	0	0	0
8.	Ocean Marine .....	0	0	0	0	0	0	0	0	0	0	0	0
9.1	Inland Marine .....	11,879	11,880	0	0	0	(1,170)	(239)	0	(214)	30	2,478	1,041
9.2	Pet Insurance Plans .....	0	0	0	0	0	0	0	0	0	0	0	0
10.	Financial Guaranty .....	0	0	0	0	0	0	0	0	0	0	0	0
11.1	Medical Professional Liability - Occurrence .....	0	0	0	0	0	0	0	0	0	0	0	0
11.2	Medical Professional Liability - Claims-Made .....	0	0	0	0	0	0	0	0	0	0	0	0
12.	Earthquake .....	1,577	1,492	0	1,096	0	133	287	0	44	44	490	81
13.1	Comprehensive (hospital and medical) ind (b) .....	0	0	0	0	0	0	0	0	0	0	0	0
13.2	Comprehensive (hospital and medical) group (b) .....	0	0	0	0	0	0	0	0	0	0	0	0
14.	Credit A&H (Group and Individual) .....	0	0	0	0	0	0	0	0	0	0	0	0
15.1	Vision Only (b).....	0	0	0	0	0	0	0	0	0	0	0	0
15.2	Dental Only (b) .....	0	0	0	0	0	0	0	0	0	0	0	0
15.3	Disability Income (b) .....	0	0	0	0	0	0	0	0	0	0	0	0
15.4	Medicare Supplement (b) .....	0	0	0	0	0	0	0	0	0	0	0	0
15.5	Medicaid Title XIX (b) .....	0	0	0	0	0	0	0	0	0	0	0	0
15.6	Medicare Title XVIII (b).....	0	0	0	0	0	0	0	0	0	0	0	0
15.7	Long-Term Care (b) .....	0	0	0	0	0	0	0	0	0	0	0	0
15.8	Federal Employees Health Benefits Plan (b) .....	0	0	0	0	0	0	0	0	0	0	0	0
15.9	Other Health (b) .....	0	0	0	0	0	0	0	0	0	0	0	0
16.	Workers' Compensation .....	167,614	163,986	0	71,300	4,261	269,860	951,348	727	(8,098)	44,032	19,112	3,244
17.1	Other Liability - Occurrence .....	90,582	71,924	0	57,568	0	(38,298)	62,983	0	(17,718)	6,722	25,247	4,058
17.2	Other Liability - Claims-Made .....	0	0	0	0	65,704	139,792	141,270	0	(951)	5,939	0	0
17.3	Excess Workers' Compensation .....	0	0	0	0	0	0	0	0	0	0	0	0
18.1	Products Liability - Occurrence .....	0	0	0	0	0	0	0	0	0	0	0	0
18.2	Products Liability - Claims-Made .....	0	0	0	0	0	0	0	0	0	0	0	0
19.1	Private Passenger Auto No-Fault (Personal Injury Protection) .....	0	0	0	0	0	0	0	0	0	0	0	0
19.2	Other Private Passenger Auto Liability .....	0	0	0	0	0	0	0	0	0	0	0	0
19.3	Commercial Auto No-Fault (Personal Injury Protection) .....	0	0	0	0	0	0	0	0	0	0	0	0
19.4	Other Commercial Auto Liability .....	47,936	36,261	0	27,297	0	(18,809)	4,453	0	(13,207)	1,279	13,860	2,137
21.1	Private Passenger Auto Physical Damage .....	0	0	0	0	0	0	0	0	0	0	0	0
21.2	Commercial Auto Physical Damage .....	31,328	21,874	0	18,635	7,361	6,666	219	0	(573)	75	9,448	1,358
22.	Aircraft (all perils) .....	11,935	2,518	0	9,417	0	434	434	0	67	67	1,790	409
23.	Fidelity .....	134,231	266,258	0	229,138	0	(16,798)	147,730	0	(92,406)	3,740	41,681	6,463
24.	Surety .....	35,256	23,285	0	24,869	0	835	10,887	0	(3,412)	1,052	11,730	1,626
26.	Burglary and Theft .....	0	0	0	0	0	0	0	0	0	0	0	0
27.	Boiler and Machinery .....	3,768	2,780	0	2,677	0	(385)	476	0	73	73	950	189
28.	Credit .....	0	0	0	0	0	0	0	0	0	0	0	0
29.	International .....	0	0	0	0	0	0	0	0	0	0	0	0
30.	Warranty .....	0	0	0	0	0	0	0	0	0	0	0	0
31.	Reins nonproportional assumed property .....	XXX	XXX	XXX	XXX	XXX	XXX	XXX	XXX	XXX	XXX	XXX	XXX
32.	Reins nonproportional assumed liability .....	XXX	XXX	XXX	XXX	XXX	XXX	XXX	XXX	XXX	XXX	XXX	XXX
33.	Reins nonproportional assumed financial lines .....	XXX	XXX	XXX	XXX	XXX	XXX	XXX	XXX	XXX	XXX	XXX	XXX
34.	Aggregate Write-Ins for Other Lines of Business .....	0	0	0	0	0	0	0	0	0	0	0	0
35.	Total (a) .....	603,986	654,798	0	486,068	77,326	332,878	1,332,612	1,027	(141,356)	66,676	142,889	24,002
DETAILS OF WRITE-INS													
3401.	Collateral Protection .....	0	0	0	0	0	0	0	0	0	0	0	0
3402.	Involuntary Unemployment .....	0	0	0	0	0	0	0	0	0	0	0	0
3403.	Patent Risk .....	0	0	0	0	0	0	0	0	0	0	0	0
3498.	Summary of remaining write-ins for Line 34 from overflow page .....	0	0	0	0	0	0	0	0	0	0	0	0
3499.	Totals (Lines 3401 through 3403 plus 3498)(Line 34 above) .....	0	0	0	0	0	0	0	0	0	0	0	0

(a) Finance and service charges not included in Lines 1 to 35 \$ 0  
(b) For health business on indicated lines report: Number of persons insured under PPO managed care products 0 and number of persons insured under indemnity only products 0

ANNUAL STATEMENT FOR THE YEAR 2024 OF THE GREAT AMERICAN ALLIANCE INSURANCE COMPANY

EXHIBIT OF PREMIUMS AND LOSSES

OVERFLOW PAGE FOR WRITE-INS

Additional Write-ins for Exhibit of Premiums and Losses Line 34

Line of Business	Gross Premiums, Including Policy and Membership Fees, Less Return Premiums and Premiums on Policies not Taken		3	4	5	6	7	8	9	10	11	12
	1 Direct Premiums Written	2 Direct Premiums Earned	Dividends Paid or Credited to Policyholders on Direct Business	Direct Unearned Premium Reserves	Direct Losses Paid (deducting salvage)	Direct Losses Incurred	Direct Losses Unpaid	Direct Defense and Cost Containment Expense Paid	Direct Defense and Cost Containment Expense Incurred	Direct Defense and Cost Containment Expense Unpaid	Commissions and Brokerage Expenses	Taxes, Licenses and Fees
3404. Uninsured Motorist .....	0	0	0	0	0	0	0	0	0	0	0	0
3497. Summary of remaining write-ins for Line 34 from overflow page	0	0	0	0	0	0	0	0	0	0	0	0



ANNUAL STATEMENT FOR THE YEAR 2024 OF THE GREAT AMERICAN ALLIANCE INSURANCE COMPANY

EXHIBIT OF PREMIUMS AND LOSSES (Statutory Page 14)

NAIC Group Code 0084		BUSINESS IN THE STATE OF Wisconsin				DURING THE YEAR 2024				NAIC Company Code 26832			
Line of Business	Gross Premiums, Including Policy and Membership Fees, Less Return Premiums and Premiums on Policies not Taken		3 Dividends Paid or Credited to Policyholders on Direct Business	4 Direct Unearned Premium Reserves	5 Direct Losses Paid (deducting salvage)	6 Direct Losses Incurred	7 Direct Losses Unpaid	8 Direct Defense and Cost Containment Expense Paid	9 Direct Defense and Cost Containment Expense Incurred	10 Direct Defense and Cost Containment Expense Unpaid	11 Commissions and Brokerage Expenses	12 Taxes, Licenses and Fees	
	1 Direct Premiums Written	2 Direct Premiums Earned											
Fire	0	0	0	0	0	0	0	0	0	0	0	0	
Allied Lines	0	0	0	0	0	(3)	0	0	0	0	0	0	
Multiple Peril Crop	0	0	0	0	0	0	0	0	0	0	0	0	
Federal Flood	0	0	0	0	0	0	0	0	0	0	0	0	
Private Crop	0	0	0	0	0	0	0	0	0	0	0	0	
Private Flood	0	0	0	0	0	0	0	0	0	0	0	0	
Farmowners Multiple Peril	11,072	11,474	0	4,674	0	308	3,008	0	113	489	2,565	178	
Homeowners Multiple Peril	0	0	0	0	0	0	0	0	0	0	0	0	
Commercial Multiple Peril (Non-Liability Portion)	57,562	50,416	0	25,405	75,000	(694)	14,575	3,635	(8,747)	3,110	12,885	888	
Commercial Multiple Peril (Liability Portion)	44,481	30,916	0	20,091	0	809	10,792	0	1,560	6,718	8,760	663	
Mortgage Guaranty	0	0	0	0	0	0	0	0	0	0	0	0	
Ocean Marine	0	0	0	0	0	0	0	0	0	0	0	0	
Inland Marine	59,776	55,873	0	4,003	14,470	27,934	15,119	0	1,911	1,917	12,478	1,032	
Pet Insurance Plans	0	0	0	0	0	0	0	0	0	0	0	0	
Financial Guaranty	0	0	0	0	0	0	0	0	0	0	0	0	
Medical Professional Liability - Occurrence	0	0	0	0	0	0	0	0	0	0	0	0	
Medical Professional Liability - Claims-Made	0	0	0	0	0	0	0	0	0	0	0	0	
Earthquake	1,047	786	0	261	0	144	144	0	22	22	325	15	
Comprehensive (hospital and medical) ind (b)	0	0	0	0	0	0	0	0	0	0	0	0	
Comprehensive (hospital and medical) group (b)	0	0	0	0	0	0	0	0	0	0	0	0	
Credit A&H (Group and Individual)	0	0	0	0	0	0	0	0	0	0	0	0	
Vision Only (b)	0	0	0	0	0	0	0	0	0	0	0	0	
Dental Only (b)	0	0	0	0	0	0	0	0	0	0	0	0	
Disability Income (b)	0	0	0	0	0	0	0	0	0	0	0	0	
Medicare Supplement (b)	0	0	0	0	0	0	0	0	0	0	0	0	
Medicaid Title XIX (b)	0	0	0	0	0	0	0	0	0	0	0	0	
Medicare Title XVIII (b)	0	0	0	0	0	0	0	0	0	0	0	0	
Long-Term Care (b)	0	0	0	0	0	0	0	0	0	0	0	0	
Federal Employees Health Benefits Plan (b)	0	0	0	0	0	0	0	0	0	0	0	0	
Other Health (b)	0	0	0	0	0	0	0	0	0	0	0	0	
Workers' Compensation	11,734,528	12,348,413	0	2,197,339	6,115,423	6,811,418	14,682,689	470,221	512,491	1,126,882	443,573	193,395	
Other Liability - Occurrence	971,761	397,226	0	670,152	0	204,353	465,919	0	83,958	121,750	157,084	14,291	
Other Liability - Claims-Made	0	59	0	0	110,636	(186,765)	364,916	0	(13,565)	72,335	0	0	
Excess Workers' Compensation	0	0	0	0	0	0	0	0	0	0	0	0	
Products Liability - Occurrence	121	91	0	30	0	12	27	0	1	1	26	2	
Products Liability - Claims-Made	0	0	0	0	0	0	0	0	0	0	0	0	
Private Passenger Auto No-Fault (Personal Injury Protection)	0	0	0	0	0	0	0	0	0	0	0	0	
Other Private Passenger Auto Liability	0	0	0	0	0	0	0	0	0	0	0	0	
Commercial Auto No-Fault (Personal Injury Protection)	0	0	0	0	0	0	0	0	0	0	0	0	
Other Commercial Auto Liability	19,089	16,067	0	8,459	0	(3,202)	6,682	0	(4,006)	2,084	5,014	296	
Private Passenger Auto Physical Damage	0	0	0	0	0	0	0	0	0	0	0	0	
Commercial Auto Physical Damage	10,647	9,312	0	4,773	1,926	1,663	718	0	(294)	231	2,919	167	
Aircraft (all perils)	124,341	153,447	0	25,481	0	(8,229)	65,351	0	1,414	8,582	19,057	2,064	
Fidelity	353,434	263,992	0	384,421	0	(838)	122,855	0	(67,342)	3,718	109,670	5,557	
Surety	76,327	59,205	0	40,538	0	3,739	28,018	0	(2,301)	4,580	30,074	1,165	
Burglary and Theft	0	0	0	0	0	0	0	0	0	0	0	0	
Boiler and Machinery	2,993	2,839	0	1,442	0	(322)	298	0	(380)	46	749	47	
Credit	0	0	0	0	0	4	0	0	0	0	0	0	
International	0	0	0	0	0	0	0	0	0	0	0	0	
Warranty	0	0	0	0	0	0	0	0	0	0	0	0	
Reins nonproportional assumed property	XXX	XXX	XXX	XXX	XXX	XXX	XXX	XXX	XXX	XXX	XXX	XXX	
Reins nonproportional assumed liability	XXX	XXX	XXX	XXX	XXX	XXX	XXX	XXX	XXX	XXX	XXX	XXX	
Reins nonproportional assumed financial lines	XXX	XXX	XXX	XXX	XXX	XXX	XXX	XXX	XXX	XXX	XXX	XXX	
Aggregate Write-Ins for Other Lines of Business	0	0	0	0	0	0	0	0	0	0	0	0	
Total (a)	13,467,179	13,400,116	0	3,387,070	6,317,454	6,850,332	15,781,112	473,856	504,832	1,352,467	805,181	219,762	
DETAILS OF WRITE-INS													
Collateral Protection	0	0	0	0	0	0	0	0	0	0	0	0	
Involuntary Unemployment	0	0	0	0	0	0	0	0	0	0	0	0	
Patent Risk	0	0	0	0	0	0	0	0	0	0	0	0	
Summary of remaining write-ins for Line 34 from overflow page	0	0	0	0	0	0	0	0	0	0	0	0	
Totals (Lines 3401 through 3403 plus 3498)(Line 34 above)	0	0	0	0	0	0	0	0	0	0	0	0	

(a) Finance and service charges not included in Lines 1 to 35 \$ .....0  
(b) For health business on indicated lines report: Number of persons insured under PPO managed care products .....0 and number of persons insured under indemnity only products .....0 .

ANNUAL STATEMENT FOR THE YEAR 2024 OF THE GREAT AMERICAN ALLIANCE INSURANCE COMPANY

EXHIBIT OF PREMIUMS AND LOSSES

OVERFLOW PAGE FOR WRITE-INS

Additional Write-ins for Exhibit of Premiums and Losses Line 34

Line of Business	Gross Premiums, Including Policy and Membership Fees, Less Return Premiums and Premiums on Policies not Taken		3	4	5	6	7	8	9	10	11	12
	1 Direct Premiums Written	2 Direct Premiums Earned	Dividends Paid or Credited to Policyholders on Direct Business	Direct Unearned Premium Reserves	Direct Losses Paid (deducting salvage)	Direct Losses Incurred	Direct Losses Unpaid	Direct Defense and Cost Containment Expense Paid	Direct Defense and Cost Containment Expense Incurred	Direct Defense and Cost Containment Expense Unpaid	Commissions and Brokerage Expenses	Taxes, Licenses and Fees
3404. Uninsured Motorist .....	0	0	0	0	0	0	0	0	0	0	0	0
3497. Summary of remaining write-ins for Line 34 from overflow page	0	0	0	0	0	0	0	0	0	0	0	0



ANNUAL STATEMENT FOR THE YEAR 2024 OF THE GREAT AMERICAN ALLIANCE INSURANCE COMPANY

EXHIBIT OF PREMIUMS AND LOSSES (Statutory Page 14)

NAIC Group Code 0084		BUSINESS IN THE STATE OF Wyoming				DURING THE YEAR 2024				NAIC Company Code 26832			
Line of Business	Gross Premiums, Including Policy and Membership Fees, Less Return Premiums and Premiums on Policies not Taken		3 Dividends Paid or Credited to Policyholders on Direct Business	4 Direct Unearned Premium Reserves	5 Direct Losses Paid (deducting salvage)	6 Direct Losses Incurred	7 Direct Losses Unpaid	8 Direct Defense and Cost Containment Expense Paid	9 Direct Defense and Cost Containment Expense Incurred	10 Direct Defense and Cost Containment Expense Unpaid	11 Commissions and Brokerage Expenses	12 Taxes, Licenses and Fees	
	1 Direct Premiums Written	2 Direct Premiums Earned											
Fire	0	0	0	0	0	0	0	0	0	0	0	0	
Allied Lines	0	0	0	0	0	0	0	0	0	0	0	0	
Multiple Peril Crop	0	0	0	0	0	0	0	0	0	0	0	0	
Federal Flood	0	0	0	0	0	0	0	0	0	0	0	0	
Private Crop	0	0	0	0	0	0	0	0	0	0	0	0	
Private Flood	0	0	0	0	0	0	0	0	0	0	0	0	
Farmowners Multiple Peril	209,940	187,660	0	72,389	0	6,918	45,778	0	1,917	7,942	42,429	6,162	
Homeowners Multiple Peril	0	0	0	0	0	0	0	0	0	0	0	0	
Commercial Multiple Peril (Non-Liability Portion)	85,126	122,818	0	27,308	5,000	23,183	24,418	0	1,408	2,830	21,472	3,439	
Commercial Multiple Peril (Liability Portion)	18,142	38,954	0	7,135	0	15,551	51,292	0	(345)	16,233	5,790	1,152	
Mortgage Guaranty	0	0	0	0	0	0	0	0	0	0	0	0	
Ocean Marine	0	0	0	0	0	0	0	0	0	0	0	0	
Inland Marine	6,970	7,101	0	0	6,707	6,336	(150)	1,633	1,647	16	1,446	313	
Pet Insurance Plans	0	0	0	0	0	0	0	0	0	0	0	0	
Financial Guaranty	0	0	0	0	0	0	0	0	0	0	0	0	
Medical Professional Liability - Occurrence	0	0	0	0	0	0	0	0	0	0	0	0	
Medical Professional Liability - Claims-Made	0	0	0	0	0	0	0	0	0	0	0	0	
Earthquake	0	0	0	0	0	0	0	0	0	0	0	0	
Comprehensive (hospital and medical) ind (b)	0	0	0	0	0	0	0	0	0	0	0	0	
Comprehensive (hospital and medical) group (b)	0	0	0	0	0	0	0	0	0	0	0	0	
Credit A&H (Group and Individual)	0	0	0	0	0	0	0	0	0	0	0	0	
Vision Only (b)	0	0	0	0	0	0	0	0	0	0	0	0	
Dental Only (b)	0	0	0	0	0	0	0	0	0	0	0	0	
Disability Income (b)	0	0	0	0	0	0	0	0	0	0	0	0	
Medicare Supplement (b)	0	0	0	0	0	0	0	0	0	0	0	0	
Medicaid Title XIX (b)	0	0	0	0	0	0	0	0	0	0	0	0	
Medicare Title XVIII (b)	0	0	0	0	0	0	0	0	0	0	0	0	
Long-Term Care (b)	0	0	0	0	0	0	0	0	0	0	0	0	
Federal Employees Health Benefits Plan (b)	0	0	0	0	0	0	0	0	0	0	0	0	
Other Health (b)	0	0	0	0	0	0	0	0	0	0	0	0	
Workers' Compensation	22,826	22,148	0	2,053	0	1,673	11,180	0	421	2,210	1,268	853	
Other Liability - Occurrence	139,747	120,093	0	58,187	0	2,230	129,459	0	113	10,403	25,401	4,184	
Other Liability - Claims-Made	75	91	0	3	0	(4)	222	0	(1)	5	11	4	
Excess Workers' Compensation	0	0	0	0	0	0	0	0	0	0	0	0	
Products Liability - Occurrence	0	0	0	0	0	0	0	0	0	0	0	0	
Products Liability - Claims-Made	0	0	0	0	0	0	0	0	0	0	0	0	
Private Passenger Auto No-Fault (Personal Injury Protection)	0	0	0	0	0	0	0	0	0	0	0	0	
Other Private Passenger Auto Liability	0	0	0	0	0	0	0	0	0	0	0	0	
Commercial Auto No-Fault (Personal Injury Protection)	0	0	0	0	0	0	0	0	0	0	0	0	
Other Commercial Auto Liability	8,690	7,948	0	3,354	0	(13,347)	31,291	0	(4,012)	4,651	2,219	306	
Private Passenger Auto Physical Damage	0	0	0	0	0	0	0	0	0	0	0	0	
Commercial Auto Physical Damage	7,860	7,283	0	2,812	7,160	5,718	4,211	0	(483)	550	2,232	267	
Aircraft (all perils)	0	0	0	0	0	(818)	1,179	0	6	204	0	0	
Fidelity	187,034	77,878	0	168,040	30,000	31,529	35,083	0	(18,364)	1,112	58,068	4,117	
Surety	11,725	5,915	0	8,951	0	(205)	3,163	0	(1,518)	258	4,060	261	
Burglary and Theft	0	0	0	0	0	0	0	0	0	0	0	0	
Boiler and Machinery	10,201	12,236	0	3,440	0	91	414	0	(135)	44	2,144	359	
Credit	0	0	0	0	0	0	0	0	0	0	0	0	
International	0	0	0	0	0	0	0	0	0	0	0	0	
Warranty	0	0	0	0	0	0	0	0	0	0	0	0	
Reins nonproportional assumed property	XXX	XXX	XXX	XXX	XXX	XXX	XXX	XXX	XXX	XXX	XXX	XXX	
Reins nonproportional assumed liability	XXX	XXX	XXX	XXX	XXX	XXX	XXX	XXX	XXX	XXX	XXX	XXX	
Reins nonproportional assumed financial lines	XXX	XXX	XXX	XXX	XXX	XXX	XXX	XXX	XXX	XXX	XXX	XXX	
Aggregate Write-Ins for Other Lines of Business	0	0	0	0	0	0	0	0	0	0	0	0	
Total (a)	708,336	610,125	0	353,672	48,867	78,854	337,540	1,633	(19,346)	46,456	166,539	21,417	
DETAILS OF WRITE-INS													
Collateral Protection	0	0	0	0	0	0	0	0	0	0	0	0	
Involuntary Unemployment	0	0	0	0	0	0	0	0	0	0	0	0	
Patent Risk	0	0	0	0	0	0	0	0	0	0	0	0	
Summary of remaining write-ins for Line 34 from overflow page	0	0	0	0	0	0	0	0	0	0	0	0	
Totals (Lines 3401 through 3403 plus 3498)(Line 34 above)	0	0	0	0	0	0	0	0	0	0	0	0	

(a) Finance and service charges not included in Lines 1 to 35 \$ .....0  
(b) For health business on indicated lines report: Number of persons insured under PPO managed care products .....0 and number of persons insured under indemnity only products .....0 .

ANNUAL STATEMENT FOR THE YEAR 2024 OF THE GREAT AMERICAN ALLIANCE INSURANCE COMPANY

EXHIBIT OF PREMIUMS AND LOSSES

OVERFLOW PAGE FOR WRITE-INS

Additional Write-ins for Exhibit of Premiums and Losses Line 34

Line of Business	Gross Premiums, Including Policy and Membership Fees, Less Return Premiums and Premiums on Policies not Taken		3	4	5	6	7	8	9	10	11	12
	1 Direct Premiums Written	2 Direct Premiums Earned	Dividends Paid or Credited to Policyholders on Direct Business	Direct Unearned Premium Reserves	Direct Losses Paid (deducting salvage)	Direct Losses Incurred	Direct Losses Unpaid	Direct Defense and Cost Containment Expense Paid	Direct Defense and Cost Containment Expense Incurred	Direct Defense and Cost Containment Expense Unpaid	Commissions and Brokerage Expenses	Taxes, Licenses and Fees
3404. Uninsured Motorist .....	0	0	0	0	0	0	0	0	0	0	0	0
3497. Summary of remaining write-ins for Line 34 from overflow page	0	0	0	0	0	0	0	0	0	0	0	0



ANNUAL STATEMENT FOR THE YEAR 2024 OF THE GREAT AMERICAN ALLIANCE INSURANCE COMPANY

EXHIBIT OF PREMIUMS AND LOSSES (Statutory Page 14)

NAIC Group Code 0084 BUSINESS IN THE STATE OF American Samoa DURING THE YEAR 2024 NAIC Company Code 26832

Line of Business	Gross Premiums, Including Policy and Membership Fees, Less Return Premiums and Premiums on Policies not Taken		3	4	5	6	7	8	9	10	11	12
	1	2										
	Direct Premiums Written	Direct Premiums Earned	Dividends Paid or Credited to Policyholders on Direct Business	Direct Unearned Premium Reserves	Direct Losses Paid (deducting salvage)	Direct Losses Incurred	Direct Losses Unpaid	Direct Defense and Cost Containment Expense Paid	Direct Defense and Cost Containment Expense Incurred	Direct Defense and Cost Containment Expense Unpaid	Commissions and Brokerage Expenses	Taxes, Licenses and Fees
1. Fire .....	0	0	0	0	0	0	0	0	0	0	0	0
2.1 Allied Lines .....	0	0	0	0	0	0	0	0	0	0	0	0
2.2 Multiple Peril Crop .....	0	0	0	0	0	0	0	0	0	0	0	0
2.3 Federal Flood .....	0	0	0	0	0	0	0	0	0	0	0	0
2.4. Private Crop .....	0	0	0	0	0	0	0	0	0	0	0	0
2.5 Private Flood .....	0	0	0	0	0	0	0	0	0	0	0	0
3. Farmowners Multiple Peril .....	0	0	0	0	0	0	0	0	0	0	0	0
4. Homeowners Multiple Peril .....	0	0	0	0	0	0	0	0	0	0	0	0
5.1 Commercial Multiple Peril (Non-Liability Portion) .....	0	0	0	0	0	0	0	0	0	0	0	0
5.2 Commercial Multiple Peril (Liability Portion) .....	0	0	0	0	0	0	0	0	0	0	0	0
6. Mortgage Guaranty .....	0	0	0	0	0	0	0	0	0	0	0	0
8. Ocean Marine .....	0	0	0	0	0	0	0	0	0	0	0	0
9.1 Inland Marine .....	0	0	0	0	0	0	0	0	0	0	0	0
9.2 Pet Insurance Plans .....	0	0	0	0	0	0	0	0	0	0	0	0
10. Financial Guaranty .....	0	0	0	0	0	0	0	0	0	0	0	0
11.1 Medical Professional Liability - Occurrence .....	0	0	0	0	0	0	0	0	0	0	0	0
11.2 Medical Professional Liability - Claims-Made .....	0	0	0	0	0	0	0	0	0	0	0	0
12. Earthquake .....	0	0	0	0	0	0	0	0	0	0	0	0
13.1 Comprehensive (hospital and medical) ind (b) .....	0	0	0	0	0	0	0	0	0	0	0	0
13.2 Comprehensive (hospital and medical) group (b) .....	0	0	0	0	0	0	0	0	0	0	0	0
14. Credit A&H (Group and Individual) .....	0	0	0	0	0	0	0	0	0	0	0	0
15.1 Vision Only (b).....	0	0	0	0	0	0	0	0	0	0	0	0
15.2 Dental Only (b) .....	0	0	0	0	0	0	0	0	0	0	0	0
15.3 Disability Income (b) .....	0	0	0	0	0	0	0	0	0	0	0	0
15.4 Medicare Supplement (b) .....	0	0	0	0	0	0	0	0	0	0	0	0
15.5 Medicaid Title XIX (b) .....	0	0	0	0	0	0	0	0	0	0	0	0
15.6 Medicare Title XVIII (b).....	0	0	0	0	0	0	0	0	0	0	0	0
15.7 Long-Term Care (b) .....	0	0	0	0	0	0	0	0	0	0	0	0
15.8 Federal Employees Health Benefits Plan (b) .....	0	0	0	0	0	0	0	0	0	0	0	0
15.9 Other Health (b) .....	0	0	0	0	0	0	0	0	0	0	0	0
16. Workers' Compensation .....	0	0	0	0	0	0	0	0	0	0	0	0
17.1 Other Liability - Occurrence .....	0	0	0	0	0	0	0	0	0	0	0	0
17.2 Other Liability - Claims-Made .....	0	0	0	0	0	0	0	0	0	0	0	0
17.3 Excess Workers' Compensation .....	0	0	0	0	0	0	0	0	0	0	0	0
18.1 Products Liability - Occurrence .....	0	0	0	0	0	0	0	0	0	0	0	0
18.2 Products Liability - Claims-Made .....	0	0	0	0	0	0	0	0	0	0	0	0
19.1 Private Passenger Auto No-Fault (Personal Injury Protection) .....	0	0	0	0	0	0	0	0	0	0	0	0
19.2 Other Private Passenger Auto Liability .....	0	0	0	0	0	0	0	0	0	0	0	0
19.3 Commercial Auto No-Fault (Personal Injury Protection) .....	0	0	0	0	0	0	0	0	0	0	0	0
19.4 Other Commercial Auto Liability .....	0	0	0	0	0	0	0	0	0	0	0	0
21.1 Private Passenger Auto Physical Damage .....	0	0	0	0	0	0	0	0	0	0	0	0
21.2 Commercial Auto Physical Damage .....	0	0	0	0	0	0	0	0	0	0	0	0
22. Aircraft (all perils) .....	0	0	0	0	0	0	0	0	0	0	0	0
23. Fidelity .....	0	0	0	0	0	0	0	0	0	0	0	0
24. Surety .....	0	0	0	0	0	0	0	0	0	0	0	0
26. Burglary and Theft .....	0	0	0	0	0	0	0	0	0	0	0	0
27. Boiler and Machinery .....	0	0	0	0	0	0	0	0	0	0	0	0
28. Credit .....	0	0	0	0	0	0	0	0	0	0	0	0
29. International .....	0	0	0	0	0	0	0	0	0	0	0	0
30. Warranty .....	0	0	0	0	0	0	0	0	0	0	0	0
31. Reins nonproportional assumed property .....	XXX	XXX	XXX	XXX	XXX	XXX	XXX	XXX	XXX	XXX	XXX	XXX
32. Reins nonproportional assumed liability .....	XXX	XXX	XXX	XXX	XXX	XXX	XXX	XXX	XXX	XXX	XXX	XXX
33. Reins nonproportional assumed financial lines .....	XXX	XXX	XXX	XXX	XXX	XXX	XXX	XXX	XXX	XXX	XXX	XXX
34. Aggregate Write-Ins for Other Lines of Business .....	0	0	0	0	0	0	0	0	0	0	0	0
35. Total (a) .....	0	0	0	0	0	0	0	0	0	0	0	0
DETAILS OF WRITE-INS												
3401. Collateral Protection .....	0	0	0	0	0	0	0	0	0	0	0	0
3402. Involuntary Unemployment .....	0	0	0	0	0	0	0	0	0	0	0	0
3403. Patent Risk .....	0	0	0	0	0	0	0	0	0	0	0	0
3498. Summary of remaining write-ins for Line 34 from overflow page .....	0	0	0	0	0	0	0	0	0	0	0	0
3499. Totals (Lines 3401 through 3403 plus 3498)(Line 34 above) .....	0	0	0	0	0	0	0	0	0	0	0	0

(a) Finance and service charges not included in Lines 1 to 35 \$ .....0  
(b) For health business on indicated lines report: Number of persons insured under PPO managed care products .....0 and number of persons insured under indemnity only products .....0 .



ANNUAL STATEMENT FOR THE YEAR 2024 OF THE GREAT AMERICAN ALLIANCE INSURANCE COMPANY

EXHIBIT OF PREMIUMS AND LOSSES

OVERFLOW PAGE FOR WRITE-INS

Additional Write-ins for Exhibit of Premiums and Losses Line 34

Line of Business	Gross Premiums, Including Policy and Membership Fees, Less Return Premiums and Premiums on Policies not Taken		3	4	5	6	7	8	9	10	11	12
	1 Direct Premiums Written	2 Direct Premiums Earned	Dividends Paid or Credited to Policyholders on Direct Business	Direct Unearned Premium Reserves	Direct Losses Paid (deducting salvage)	Direct Losses Incurred	Direct Losses Unpaid	Direct Defense and Cost Containment Expense Paid	Direct Defense and Cost Containment Expense Incurred	Direct Defense and Cost Containment Expense Unpaid	Commissions and Brokerage Expenses	Taxes, Licenses and Fees
3404. Uninsured Motorist .....	0	0	0	0	0	0	0	0	0	0	0	0
3497. Summary of remaining write-ins for Line 34 from overflow page	0	0	0	0	0	0	0	0	0	0	0	0



ANNUAL STATEMENT FOR THE YEAR 2024 OF THE GREAT AMERICAN ALLIANCE INSURANCE COMPANY

EXHIBIT OF PREMIUMS AND LOSSES (Statutory Page 14)

NAIC Group Code 0084

BUSINESS IN THE STATE OF Guam

DURING THE YEAR 2024

NAIC Company Code 26832

Line of Business	Gross Premiums, Including Policy and Membership Fees, Less Return Premiums and Premiums on Policies not Taken		3	4	5	6	7	8	9	10	11	12
	1	2										
	Direct Premiums Written	Direct Premiums Earned	Dividends Paid or Credited to Policyholders on Direct Business	Direct Unearned Premium Reserves	Direct Losses Paid (deducting salvage)	Direct Losses Incurred	Direct Losses Unpaid	Direct Defense and Cost Containment Expense Paid	Direct Defense and Cost Containment Expense Incurred	Direct Defense and Cost Containment Expense Unpaid	Commissions and Brokerage Expenses	Taxes, Licenses and Fees
1. Fire .....	0	0	0	0	0	0	0	0	0	0	0	0
2.1 Allied Lines .....	0	0	0	0	0	0	0	0	0	0	0	0
2.2 Multiple Peril Crop .....	0	0	0	0	0	0	0	0	0	0	0	0
2.3 Federal Flood .....	0	0	0	0	0	0	0	0	0	0	0	0
2.4 Private Crop .....	0	0	0	0	0	0	0	0	0	0	0	0
2.5 Private Flood .....	0	0	0	0	0	0	0	0	0	0	0	0
3. Farmowners Multiple Peril .....	0	0	0	0	0	0	0	0	0	0	0	0
4. Homeowners Multiple Peril .....	0	0	0	0	0	0	0	0	0	0	0	0
5.1 Commercial Multiple Peril (Non-Liability Portion) .....	0	0	0	0	0	0	0	0	0	0	0	0
5.2 Commercial Multiple Peril (Liability Portion) .....	0	0	0	0	0	0	0	0	0	0	0	0
6. Mortgage Guaranty .....	0	0	0	0	0	0	0	0	0	0	0	0
8. Ocean Marine .....	0	0	0	0	0	0	0	0	0	0	0	0
9.1 Inland Marine .....	0	0	0	0	0	0	0	0	0	0	0	0
9.2 Pet Insurance Plans .....	0	0	0	0	0	0	0	0	0	0	0	0
10. Financial Guaranty .....	0	0	0	0	0	0	0	0	0	0	0	0
11.1 Medical Professional Liability - Occurrence .....	0	0	0	0	0	0	0	0	0	0	0	0
11.2 Medical Professional Liability - Claims-Made .....	0	0	0	0	0	0	0	0	0	0	0	0
12. Earthquake .....	0	0	0	0	0	0	0	0	0	0	0	0
13.1 Comprehensive (hospital and medical) ind (b) .....	0	0	0	0	0	0	0	0	0	0	0	0
13.2 Comprehensive (hospital and medical) group (b) .....	0	0	0	0	0	0	0	0	0	0	0	0
14. Credit A&H (Group and Individual) .....	0	0	0	0	0	0	0	0	0	0	0	0
15.1 Vision Only (b).....	0	0	0	0	0	0	0	0	0	0	0	0
15.2 Dental Only (b) .....	0	0	0	0	0	0	0	0	0	0	0	0
15.3 Disability Income (b) .....	0	0	0	0	0	0	0	0	0	0	0	0
15.4 Medicare Supplement (b) .....	0	0	0	0	0	0	0	0	0	0	0	0
15.5 Medicaid Title XIX (b) .....	0	0	0	0	0	0	0	0	0	0	0	0
15.6 Medicare Title XVIII (b).....	0	0	0	0	0	0	0	0	0	0	0	0
15.7 Long-Term Care (b) .....	0	0	0	0	0	0	0	0	0	0	0	0
15.8 Federal Employees Health Benefits Plan (b) .....	0	0	0	0	0	0	0	0	0	0	0	0
15.9 Other Health (b) .....	0	0	0	0	0	0	0	0	0	0	0	0
16. Workers' Compensation .....	0	0	0	0	0	0	0	0	0	0	0	0
17.1 Other Liability - Occurrence .....	0	0	0	0	0	0	0	0	0	0	0	0
17.2 Other Liability - Claims-Made .....	0	0	0	0	0	0	0	0	0	0	0	0
17.3 Excess Workers' Compensation .....	0	0	0	0	0	0	0	0	0	0	0	0
18.1 Products Liability - Occurrence .....	0	0	0	0	0	0	0	0	0	0	0	0
18.2 Products Liability - Claims-Made .....	0	0	0	0	0	0	0	0	0	0	0	0
19.1 Private Passenger Auto No-Fault (Personal Injury Protection) .....	0	0	0	0	0	0	0	0	0	0	0	0
19.2 Other Private Passenger Auto Liability .....	0	0	0	0	0	0	0	0	0	0	0	0
19.3 Commercial Auto No-Fault (Personal Injury Protection) .....	0	0	0	0	0	0	0	0	0	0	0	0
19.4 Other Commercial Auto Liability .....	0	0	0	0	0	0	0	0	0	0	0	0
21.1 Private Passenger Auto Physical Damage .....	0	0	0	0	0	0	0	0	0	0	0	0
21.2 Commercial Auto Physical Damage .....	0	0	0	0	0	0	0	0	0	0	0	0
22. Aircraft (all perils) .....	0	0	0	0	0	0	0	0	0	0	0	0
23. Fidelity .....	0	0	0	0	0	0	0	0	0	0	0	0
24. Surety .....	0	0	0	0	0	0	0	0	0	0	0	0
26. Burglary and Theft .....	0	0	0	0	0	0	0	0	0	0	0	0
27. Boiler and Machinery .....	0	0	0	0	0	0	0	0	0	0	0	0
28. Credit .....	0	0	0	0	0	0	0	0	0	0	0	0
29. International .....	0	0	0	0	0	0	0	0	0	0	0	0
30. Warranty .....	0	0	0	0	0	0	0	0	0	0	0	0
31. Reins nonproportional assumed property .....	XXX	XXX	XXX	XXX	XXX	XXX	XXX	XXX	XXX	XXX	XXX	XXX
32. Reins nonproportional assumed liability .....	XXX	XXX	XXX	XXX	XXX	XXX	XXX	XXX	XXX	XXX	XXX	XXX
33. Reins nonproportional assumed financial lines .....	XXX	XXX	XXX	XXX	XXX	XXX	XXX	XXX	XXX	XXX	XXX	XXX
34. Aggregate Write-Ins for Other Lines of Business .....	0	0	0	0	0	0	0	0	0	0	0	0
35. Total (a) .....	0	0	0	0	0	0	0	0	0	0	0	0
DETAILS OF WRITE-INS												
3401. Collateral Protection .....	0	0	0	0	0	0	0	0	0	0	0	0
3402. Involuntary Unemployment .....	0	0	0	0	0	0	0	0	0	0	0	0
3403. Patent Risk .....	0	0	0	0	0	0	0	0	0	0	0	0
3498. Summary of remaining write-ins for Line 34 from overflow page .....	0	0	0	0	0	0	0	0	0	0	0	0
3499. Totals (Lines 3401 through 3403 plus 3498)(Line 34 above) .....	0	0	0	0	0	0	0	0	0	0	0	0

(a) Finance and service charges not included in Lines 1 to 35 \$ .....0  
(b) For health business on indicated lines report: Number of persons insured under PPO managed care products .....0 and number of persons insured under indemnity only products .....0 .

ANNUAL STATEMENT FOR THE YEAR 2024 OF THE GREAT AMERICAN ALLIANCE INSURANCE COMPANY

EXHIBIT OF PREMIUMS AND LOSSES

OVERFLOW PAGE FOR WRITE-INS

Additional Write-ins for Exhibit of Premiums and Losses Line 34

Line of Business	Gross Premiums, Including Policy and Membership Fees, Less Return Premiums and Premiums on Policies not Taken		3	4	5	6	7	8	9	10	11	12
	1 Direct Premiums Written	2 Direct Premiums Earned	Dividends Paid or Credited to Policyholders on Direct Business	Direct Unearned Premium Reserves	Direct Losses Paid (deducting salvage)	Direct Losses Incurred	Direct Losses Unpaid	Direct Defense and Cost Containment Expense Paid	Direct Defense and Cost Containment Expense Incurred	Direct Defense and Cost Containment Expense Unpaid	Commissions and Brokerage Expenses	Taxes, Licenses and Fees
3404. Uninsured Motorist .....	0	0	0	0	0	0	0	0	0	0	0	0
3497. Summary of remaining write-ins for Line 34 from overflow page	0	0	0	0	0	0	0	0	0	0	0	0



ANNUAL STATEMENT FOR THE YEAR 2024 OF THE GREAT AMERICAN ALLIANCE INSURANCE COMPANY

EXHIBIT OF PREMIUMS AND LOSSES (Statutory Page 14)

NAIC Group Code 0084 BUSINESS IN THE STATE OF Puerto Rico DURING THE YEAR 2024 NAIC Company Code 26832

Line of Business		Gross Premiums, Including Policy and Membership Fees, Less Return Premiums and Premiums on Policies not Taken		3	4	5	6	7	8	9	10	11	12
		1	2										
		Direct Premiums Written	Direct Premiums Earned	Dividends Paid or Credited to Policyholders on Direct Business	Direct Unearned Premium Reserves	Direct Losses Paid (deducting salvage)	Direct Losses Incurred	Direct Losses Unpaid	Direct Defense and Cost Containment Expense Paid	Direct Defense and Cost Containment Expense Incurred	Direct Defense and Cost Containment Expense Unpaid	Commissions and Brokerage Expenses	Taxes, Licenses and Fees
1.	Fire .....	0	0	0	0	0	0	0	0	0	0	0	0
2.1	Allied Lines .....	0	0	0	0	0	0	0	0	0	0	0	0
2.2	Multiple Peril Crop .....	0	0	0	0	0	0	0	0	0	0	0	0
2.3	Federal Flood .....	0	0	0	0	0	0	0	0	0	0	0	0
2.4	Private Crop .....	0	0	0	0	0	0	0	0	0	0	0	0
2.5	Private Flood .....	0	0	0	0	0	0	0	0	0	0	0	0
3.	Farmowners Multiple Peril .....	0	0	0	0	0	0	0	0	0	0	0	0
4.	Homeowners Multiple Peril .....	0	0	0	0	0	0	0	0	0	0	0	0
5.1	Commercial Multiple Peril (Non-Liability Portion) .....	0	0	0	0	0	0	0	0	0	0	0	0
5.2	Commercial Multiple Peril (Liability Portion) .....	0	0	0	0	0	0	0	0	0	0	0	0
6.	Mortgage Guaranty .....	0	0	0	0	0	0	0	0	0	0	0	0
8.	Ocean Marine .....	0	0	0	0	0	0	0	0	0	0	0	0
9.1	Inland Marine .....	0	0	0	0	0	0	0	0	0	0	0	0
9.2	Pet Insurance Plans .....	0	0	0	0	0	0	0	0	0	0	0	0
10.	Financial Guaranty .....	0	0	0	0	0	0	0	0	0	0	0	0
11.1	Medical Professional Liability - Occurrence .....	0	0	0	0	0	0	0	0	0	0	0	0
11.2	Medical Professional Liability - Claims-Made .....	0	0	0	0	0	0	0	0	0	0	0	0
12.	Earthquake .....	0	0	0	0	0	0	0	0	0	0	0	0
13.1	Comprehensive (hospital and medical) ind (b) .....	0	0	0	0	0	0	0	0	0	0	0	0
13.2	Comprehensive (hospital and medical) group (b) .....	0	0	0	0	0	0	0	0	0	0	0	0
14.	Credit A&H (Group and Individual) .....	0	0	0	0	0	0	0	0	0	0	0	0
15.1	Vision Only (b).....	0	0	0	0	0	0	0	0	0	0	0	0
15.2	Dental Only (b) .....	0	0	0	0	0	0	0	0	0	0	0	0
15.3	Disability Income (b) .....	0	0	0	0	0	0	0	0	0	0	0	0
15.4	Medicare Supplement (b) .....	0	0	0	0	0	0	0	0	0	0	0	0
15.5	Medicaid Title XIX (b) .....	0	0	0	0	0	0	0	0	0	0	0	0
15.6	Medicare Title XVIII (b).....	0	0	0	0	0	0	0	0	0	0	0	0
15.7	Long-Term Care (b) .....	0	0	0	0	0	0	0	0	0	0	0	0
15.8	Federal Employees Health Benefits Plan (b) .....	0	0	0	0	0	0	0	0	0	0	0	0
15.9	Other Health (b) .....	0	0	0	0	0	0	0	0	0	0	0	0
16.	Workers' Compensation .....	0	0	0	0	0	0	0	0	0	0	0	0
17.1	Other Liability - Occurrence .....	0	0	0	0	0	0	0	0	0	0	0	0
17.2	Other Liability - Claims-Made .....	0	0	0	0	0	0	0	0	0	0	0	0
17.3	Excess Workers' Compensation .....	0	0	0	0	0	0	0	0	0	0	0	0
18.1	Products Liability - Occurrence .....	0	0	0	0	0	0	0	0	0	0	0	0
18.2	Products Liability - Claims-Made .....	0	0	0	0	0	0	0	0	0	0	0	0
19.1	Private Passenger Auto No-Fault (Personal Injury Protection) .....	0	0	0	0	0	0	0	0	0	0	0	0
19.2	Other Private Passenger Auto Liability .....	0	0	0	0	0	0	0	0	0	0	0	0
19.3	Commercial Auto No-Fault (Personal Injury Protection) .....	0	0	0	0	0	0	0	0	0	0	0	0
19.4	Other Commercial Auto Liability .....	0	0	0	0	0	0	0	0	0	0	0	0
21.1	Private Passenger Auto Physical Damage .....	0	0	0	0	0	0	0	0	0	0	0	0
21.2	Commercial Auto Physical Damage .....	0	0	0	0	0	0	0	0	0	0	0	0
22.	Aircraft (all perils) .....	0	0	0	0	0	0	0	0	0	0	0	0
23.	Fidelity .....	0	0	0	0	0	0	0	0	0	0	0	0
24.	Surety .....	0	0	0	0	0	0	0	0	0	0	0	0
26.	Burglary and Theft .....	0	0	0	0	0	0	0	0	0	0	0	0
27.	Boiler and Machinery .....	0	0	0	0	0	0	0	0	0	0	0	0
28.	Credit .....	0	0	0	0	0	0	0	0	0	0	0	0
29.	International .....	0	0	0	0	0	0	0	0	0	0	0	0
30.	Warranty .....	0	0	0	0	0	0	0	0	0	0	0	0
31.	Reins nonproportional assumed property .....	XXX	XXX	XXX	XXX	XXX	XXX	XXX	XXX	XXX	XXX	XXX	XXX
32.	Reins nonproportional assumed liability .....	XXX	XXX	XXX	XXX	XXX	XXX	XXX	XXX	XXX	XXX	XXX	XXX
33.	Reins nonproportional assumed financial lines .....	XXX	XXX	XXX	XXX	XXX	XXX	XXX	XXX	XXX	XXX	XXX	XXX
34.	Aggregate Write-Ins for Other Lines of Business .....	0	0	0	0	0	0	0	0	0	0	0	0
35.	Total (a) .....	0	0	0	0	0	0	0	0	0	0	0	0
DETAILS OF WRITE-INS													
3401.	Collateral Protection .....	0	0	0	0	0	0	0	0	0	0	0	0
3402.	Involuntary Unemployment .....	0	0	0	0	0	0	0	0	0	0	0	0
3403.	Patent Risk .....	0	0	0	0	0	0	0	0	0	0	0	0
3498.	Summary of remaining write-ins for Line 34 from overflow page .....	0	0	0	0	0	0	0	0	0	0	0	0
3499.	Totals (Lines 3401 through 3403 plus 3498)(Line 34 above) .....	0	0	0	0	0	0	0	0	0	0	0	0

(a) Finance and service charges not included in Lines 1 to 35 \$ .....0  
(b) For health business on indicated lines report: Number of persons insured under PPO managed care products .....0 and number of persons insured under indemnity only products .....0 .

ANNUAL STATEMENT FOR THE YEAR 2024 OF THE GREAT AMERICAN ALLIANCE INSURANCE COMPANY

EXHIBIT OF PREMIUMS AND LOSSES

OVERFLOW PAGE FOR WRITE-INS

Additional Write-ins for Exhibit of Premiums and Losses Line 34

Line of Business	Gross Premiums, Including Policy and Membership Fees, Less Return Premiums and Premiums on Policies not Taken		3	4	5	6	7	8	9	10	11	12
	1 Direct Premiums Written	2 Direct Premiums Earned	Dividends Paid or Credited to Policyholders on Direct Business	Direct Unearned Premium Reserves	Direct Losses Paid (deducting salvage)	Direct Losses Incurred	Direct Losses Unpaid	Direct Defense and Cost Containment Expense Paid	Direct Defense and Cost Containment Expense Incurred	Direct Defense and Cost Containment Expense Unpaid	Commissions and Brokerage Expenses	Taxes, Licenses and Fees
3404. Uninsured Motorist .....	0	0	0	0	0	0	0	0	0	0	0	0
3497. Summary of remaining write-ins for Line 34 from overflow page	0	0	0	0	0	0	0	0	0	0	0	0



ANNUAL STATEMENT FOR THE YEAR 2024 OF THE GREAT AMERICAN ALLIANCE INSURANCE COMPANY

EXHIBIT OF PREMIUMS AND LOSSES (Statutory Page 14)

NAIC Group Code 0084 BUSINESS IN THE STATE OF U.S. Virgin Islands DURING THE YEAR 2024 NAIC Company Code 26832

Line of Business		Gross Premiums, Including Policy and Membership Fees, Less Return Premiums and Premiums on Policies not Taken		3	4	5	6	7	8	9	10	11	12
		1	2										
		Direct Premiums Written	Direct Premiums Earned	Dividends Paid or Credited to Policyholders on Direct Business	Direct Unearned Premium Reserves	Direct Losses Paid (deducting salvage)	Direct Losses Incurred	Direct Losses Unpaid	Direct Defense and Cost Containment Expense Paid	Direct Defense and Cost Containment Expense Incurred	Direct Defense and Cost Containment Expense Unpaid	Commissions and Brokerage Expenses	Taxes, Licenses and Fees
1.	Fire .....	0	0	0	0	0	0	0	0	0	0	0	0
2.1	Allied Lines .....	0	0	0	0	0	0	0	0	0	0	0	0
2.2	Multiple Peril Crop .....	0	0	0	0	0	0	0	0	0	0	0	0
2.3	Federal Flood .....	0	0	0	0	0	0	0	0	0	0	0	0
2.4	Private Crop .....	0	0	0	0	0	0	0	0	0	0	0	0
2.5	Private Flood .....	0	0	0	0	0	0	0	0	0	0	0	0
3.	Farmowners Multiple Peril .....	0	0	0	0	0	0	0	0	0	0	0	0
4.	Homeowners Multiple Peril .....	0	0	0	0	0	0	0	0	0	0	0	0
5.1	Commercial Multiple Peril (Non-Liability Portion) .....	0	0	0	0	0	0	0	0	0	0	0	0
5.2	Commercial Multiple Peril (Liability Portion) .....	0	0	0	0	0	0	0	0	0	0	0	0
6.	Mortgage Guaranty .....	0	0	0	0	0	0	0	0	0	0	0	0
8.	Ocean Marine .....	0	0	0	0	0	0	0	0	0	0	0	0
9.1	Inland Marine .....	0	0	0	0	0	0	0	0	0	0	0	0
9.2	Pet Insurance Plans .....	0	0	0	0	0	0	0	0	0	0	0	0
10.	Financial Guaranty .....	0	0	0	0	0	0	0	0	0	0	0	0
11.1	Medical Professional Liability - Occurrence .....	0	0	0	0	0	0	0	0	0	0	0	0
11.2	Medical Professional Liability - Claims-Made .....	0	0	0	0	0	0	0	0	0	0	0	0
12.	Earthquake .....	0	0	0	0	0	0	0	0	0	0	0	0
13.1	Comprehensive (hospital and medical) ind (b) .....	0	0	0	0	0	0	0	0	0	0	0	0
13.2	Comprehensive (hospital and medical) group (b) .....	0	0	0	0	0	0	0	0	0	0	0	0
14.	Credit A&H (Group and Individual) .....	0	0	0	0	0	0	0	0	0	0	0	0
15.1	Vision Only (b).....	0	0	0	0	0	0	0	0	0	0	0	0
15.2	Dental Only (b) .....	0	0	0	0	0	0	0	0	0	0	0	0
15.3	Disability Income (b) .....	0	0	0	0	0	0	0	0	0	0	0	0
15.4	Medicare Supplement (b) .....	0	0	0	0	0	0	0	0	0	0	0	0
15.5	Medicaid Title XIX (b) .....	0	0	0	0	0	0	0	0	0	0	0	0
15.6	Medicare Title XVIII (b).....	0	0	0	0	0	0	0	0	0	0	0	0
15.7	Long-Term Care (b) .....	0	0	0	0	0	0	0	0	0	0	0	0
15.8	Federal Employees Health Benefits Plan (b) .....	0	0	0	0	0	0	0	0	0	0	0	0
15.9	Other Health (b) .....	0	0	0	0	0	0	0	0	0	0	0	0
16.	Workers' Compensation .....	0	0	0	0	0	0	0	0	0	0	0	0
17.1	Other Liability - Occurrence .....	0	0	0	0	0	0	0	0	0	0	0	0
17.2	Other Liability - Claims-Made .....	0	0	0	0	0	0	0	0	0	0	0	0
17.3	Excess Workers' Compensation .....	0	0	0	0	0	0	0	0	0	0	0	0
18.1	Products Liability - Occurrence .....	0	0	0	0	0	0	0	0	0	0	0	0
18.2	Products Liability - Claims-Made .....	0	0	0	0	0	0	0	0	0	0	0	0
19.1	Private Passenger Auto No-Fault (Personal Injury Protection) .....	0	0	0	0	0	0	0	0	0	0	0	0
19.2	Other Private Passenger Auto Liability .....	0	0	0	0	0	0	0	0	0	0	0	0
19.3	Commercial Auto No-Fault (Personal Injury Protection) .....	0	0	0	0	0	0	0	0	0	0	0	0
19.4	Other Commercial Auto Liability .....	0	0	0	0	0	0	0	0	0	0	0	0
21.1	Private Passenger Auto Physical Damage .....	0	0	0	0	0	0	0	0	0	0	0	0
21.2	Commercial Auto Physical Damage .....	0	0	0	0	0	0	0	0	0	0	0	0
22.	Aircraft (all perils) .....	0	0	0	0	0	0	0	0	0	0	0	0
23.	Fidelity .....	0	0	0	0	0	0	0	0	0	0	0	0
24.	Surety .....	0	0	0	0	0	0	0	0	0	0	0	0
26.	Burglary and Theft .....	0	0	0	0	0	0	0	0	0	0	0	0
27.	Boiler and Machinery .....	0	0	0	0	0	0	0	0	0	0	0	0
28.	Credit .....	0	0	0	0	0	0	0	0	0	0	0	0
29.	International .....	0	0	0	0	0	0	0	0	0	0	0	0
30.	Warranty .....	0	0	0	0	0	0	0	0	0	0	0	0
31.	Reins nonproportional assumed property .....	XXX	XXX	XXX	XXX	XXX	XXX	XXX	XXX	XXX	XXX	XXX	XXX
32.	Reins nonproportional assumed liability .....	XXX	XXX	XXX	XXX	XXX	XXX	XXX	XXX	XXX	XXX	XXX	XXX
33.	Reins nonproportional assumed financial lines .....	XXX	XXX	XXX	XXX	XXX	XXX	XXX	XXX	XXX	XXX	XXX	XXX
34.	Aggregate Write-Ins for Other Lines of Business .....	0	0	0	0	0	0	0	0	0	0	0	0
35.	Total (a) .....	0	0	0	0	0	0	0	0	0	0	0	0
DETAILS OF WRITE-INS													
3401.	Collateral Protection .....	0	0	0	0	0	0	0	0	0	0	0	0
3402.	Involuntary Unemployment .....	0	0	0	0	0	0	0	0	0	0	0	0
3403.	Patent Risk .....	0	0	0	0	0	0	0	0	0	0	0	0
3498.	Summary of remaining write-ins for Line 34 from overflow page .....	0	0	0	0	0	0	0	0	0	0	0	0
3499.	Totals (Lines 3401 through 3403 plus 3498)(Line 34 above) .....	0	0	0	0	0	0	0	0	0	0	0	0

(a) Finance and service charges not included in Lines 1 to 35 \$ .....0  
(b) For health business on indicated lines report: Number of persons insured under PPO managed care products .....0 and number of persons insured under indemnity only products .....0 .

ANNUAL STATEMENT FOR THE YEAR 2024 OF THE GREAT AMERICAN ALLIANCE INSURANCE COMPANY

EXHIBIT OF PREMIUMS AND LOSSES

OVERFLOW PAGE FOR WRITE-INS

Additional Write-ins for Exhibit of Premiums and Losses Line 34

Line of Business	Gross Premiums, Including Policy and Membership Fees, Less Return Premiums and Premiums on Policies not Taken		3	4	5	6	7	8	9	10	11	12
	1 Direct Premiums Written	2 Direct Premiums Earned	Dividends Paid or Credited to Policyholders on Direct Business	Direct Unearned Premium Reserves	Direct Losses Paid (deducting salvage)	Direct Losses Incurred	Direct Losses Unpaid	Direct Defense and Cost Containment Expense Paid	Direct Defense and Cost Containment Expense Incurred	Direct Defense and Cost Containment Expense Unpaid	Commissions and Brokerage Expenses	Taxes, Licenses and Fees
3404. Uninsured Motorist .....	0	0	0	0	0	0	0	0	0	0	0	0
3497. Summary of remaining write-ins for Line 34 from overflow page	0	0	0	0	0	0	0	0	0	0	0	0



ANNUAL STATEMENT FOR THE YEAR 2024 OF THE GREAT AMERICAN ALLIANCE INSURANCE COMPANY

EXHIBIT OF PREMIUMS AND LOSSES (Statutory Page 14)

NAIC Group Code 0084 BUSINESS IN THE STATE OF Northern Mariana Islands DURING THE YEAR 2024 NAIC Company Code 26832

Line of Business		Gross Premiums, Including Policy and Membership Fees, Less Return Premiums and Premiums on Policies not Taken		3	4	5	6	7	8	9	10	11	12
		1	2										
		Direct Premiums Written	Direct Premiums Earned	Dividends Paid or Credited to Policyholders on Direct Business	Direct Unearned Premium Reserves	Direct Losses Paid (deducting salvage)	Direct Losses Incurred	Direct Losses Unpaid	Direct Defense and Cost Containment Expense Paid	Direct Defense and Cost Containment Expense Incurred	Direct Defense and Cost Containment Expense Unpaid	Commissions and Brokerage Expenses	Taxes, Licenses and Fees
1.	Fire .....	0	0	0	0	0	0	0	0	0	0	0	0
2.1	Allied Lines .....	0	0	0	0	0	0	0	0	0	0	0	0
2.2	Multiple Peril Crop .....	0	0	0	0	0	0	0	0	0	0	0	0
2.3	Federal Flood .....	0	0	0	0	0	0	0	0	0	0	0	0
2.4	Private Crop .....	0	0	0	0	0	0	0	0	0	0	0	0
2.5	Private Flood .....	0	0	0	0	0	0	0	0	0	0	0	0
3.	Farmowners Multiple Peril .....	0	0	0	0	0	0	0	0	0	0	0	0
4.	Homeowners Multiple Peril .....	0	0	0	0	0	0	0	0	0	0	0	0
5.1	Commercial Multiple Peril (Non-Liability Portion) .....	0	0	0	0	0	0	0	0	0	0	0	0
5.2	Commercial Multiple Peril (Liability Portion) .....	0	0	0	0	0	0	0	0	0	0	0	0
6.	Mortgage Guaranty .....	0	0	0	0	0	0	0	0	0	0	0	0
8.	Ocean Marine .....	0	0	0	0	0	0	0	0	0	0	0	0
9.1	Inland Marine .....	0	0	0	0	0	0	0	0	0	0	0	0
9.2	Pet Insurance Plans .....	0	0	0	0	0	0	0	0	0	0	0	0
10.	Financial Guaranty .....	0	0	0	0	0	0	0	0	0	0	0	0
11.1	Medical Professional Liability - Occurrence .....	0	0	0	0	0	0	0	0	0	0	0	0
11.2	Medical Professional Liability - Claims-Made .....	0	0	0	0	0	0	0	0	0	0	0	0
12.	Earthquake .....	0	0	0	0	0	0	0	0	0	0	0	0
13.1	Comprehensive (hospital and medical) ind (b) .....	0	0	0	0	0	0	0	0	0	0	0	0
13.2	Comprehensive (hospital and medical) group (b) .....	0	0	0	0	0	0	0	0	0	0	0	0
14.	Credit A&H (Group and Individual) .....	0	0	0	0	0	0	0	0	0	0	0	0
15.1	Vision Only (b).....	0	0	0	0	0	0	0	0	0	0	0	0
15.2	Dental Only (b) .....	0	0	0	0	0	0	0	0	0	0	0	0
15.3	Disability Income (b) .....	0	0	0	0	0	0	0	0	0	0	0	0
15.4	Medicare Supplement (b) .....	0	0	0	0	0	0	0	0	0	0	0	0
15.5	Medicaid Title XIX (b) .....	0	0	0	0	0	0	0	0	0	0	0	0
15.6	Medicare Title XVIII (b).....	0	0	0	0	0	0	0	0	0	0	0	0
15.7	Long-Term Care (b) .....	0	0	0	0	0	0	0	0	0	0	0	0
15.8	Federal Employees Health Benefits Plan (b) .....	0	0	0	0	0	0	0	0	0	0	0	0
15.9	Other Health (b) .....	0	0	0	0	0	0	0	0	0	0	0	0
16.	Workers' Compensation .....	0	0	0	0	0	0	0	0	0	0	0	0
17.1	Other Liability - Occurrence .....	0	0	0	0	0	0	0	0	0	0	0	0
17.2	Other Liability - Claims-Made .....	0	0	0	0	0	0	0	0	0	0	0	0
17.3	Excess Workers' Compensation .....	0	0	0	0	0	0	0	0	0	0	0	0
18.1	Products Liability - Occurrence .....	0	0	0	0	0	0	0	0	0	0	0	0
18.2	Products Liability - Claims-Made .....	0	0	0	0	0	0	0	0	0	0	0	0
19.1	Private Passenger Auto No-Fault (Personal Injury Protection) .....	0	0	0	0	0	0	0	0	0	0	0	0
19.2	Other Private Passenger Auto Liability .....	0	0	0	0	0	0	0	0	0	0	0	0
19.3	Commercial Auto No-Fault (Personal Injury Protection) .....	0	0	0	0	0	0	0	0	0	0	0	0
19.4	Other Commercial Auto Liability .....	0	0	0	0	0	0	0	0	0	0	0	0
21.1	Private Passenger Auto Physical Damage .....	0	0	0	0	0	0	0	0	0	0	0	0
21.2	Commercial Auto Physical Damage .....	0	0	0	0	0	0	0	0	0	0	0	0
22.	Aircraft (all perils) .....	0	0	0	0	0	0	0	0	0	0	0	0
23.	Fidelity .....	0	0	0	0	0	0	0	0	0	0	0	0
24.	Surety .....	0	0	0	0	0	0	0	0	0	0	0	0
26.	Burglary and Theft .....	0	0	0	0	0	0	0	0	0	0	0	0
27.	Boiler and Machinery .....	0	0	0	0	0	0	0	0	0	0	0	0
28.	Credit .....	0	0	0	0	0	0	0	0	0	0	0	0
29.	International .....	0	0	0	0	0	0	0	0	0	0	0	0
30.	Warranty .....	0	0	0	0	0	0	0	0	0	0	0	0
31.	Reins nonproportional assumed property .....	XXX	XXX	XXX	XXX	XXX	XXX	XXX	XXX	XXX	XXX	XXX	XXX
32.	Reins nonproportional assumed liability .....	XXX	XXX	XXX	XXX	XXX	XXX	XXX	XXX	XXX	XXX	XXX	XXX
33.	Reins nonproportional assumed financial lines .....	XXX	XXX	XXX	XXX	XXX	XXX	XXX	XXX	XXX	XXX	XXX	XXX
34.	Aggregate Write-Ins for Other Lines of Business .....	0	0	0	0	0	0	0	0	0	0	0	0
35.	Total (a) .....	0	0	0	0	0	0	0	0	0	0	0	0
DETAILS OF WRITE-INS													
3401.	Collateral Protection .....	0	0	0	0	0	0	0	0	0	0	0	0
3402.	Involuntary Unemployment .....	0	0	0	0	0	0	0	0	0	0	0	0
3403.	Patent Risk .....	0	0	0	0	0	0	0	0	0	0	0	0
3498.	Summary of remaining write-ins for Line 34 from overflow page .....	0	0	0	0	0	0	0	0	0	0	0	0
3499.	Totals (Lines 3401 through 3403 plus 3498)(Line 34 above) .....	0	0	0	0	0	0	0	0	0	0	0	0

(a) Finance and service charges not included in Lines 1 to 35 \$ .....0  
(b) For health business on indicated lines report: Number of persons insured under PPO managed care products .....0 and number of persons insured under indemnity only products .....0 .



ANNUAL STATEMENT FOR THE YEAR 2024 OF THE GREAT AMERICAN ALLIANCE INSURANCE COMPANY

EXHIBIT OF PREMIUMS AND LOSSES

OVERFLOW PAGE FOR WRITE-INS

Additional Write-ins for Exhibit of Premiums and Losses Line 34

Line of Business	Gross Premiums, Including Policy and Membership Fees, Less Return Premiums and Premiums on Policies not Taken		3	4	5	6	7	8	9	10	11	12
	1 Direct Premiums Written	2 Direct Premiums Earned	Dividends Paid or Credited to Policyholders on Direct Business	Direct Unearned Premium Reserves	Direct Losses Paid (deducting salvage)	Direct Losses Incurred	Direct Losses Unpaid	Direct Defense and Cost Containment Expense Paid	Direct Defense and Cost Containment Expense Incurred	Direct Defense and Cost Containment Expense Unpaid	Commissions and Brokerage Expenses	Taxes, Licenses and Fees
3404. Uninsured Motorist .....	0	0	0	0	0	0	0	0	0	0	0	0
3497. Summary of remaining write-ins for Line 34 from overflow page	0	0	0	0	0	0	0	0	0	0	0	0



ANNUAL STATEMENT FOR THE YEAR 2024 OF THE GREAT AMERICAN ALLIANCE INSURANCE COMPANY

EXHIBIT OF PREMIUMS AND LOSSES (Statutory Page 14)

NAIC Group Code 0084 BUSINESS IN THE STATE OF Canada DURING THE YEAR 2024 NAIC Company Code 26832

Line of Business	Gross Premiums, Including Policy and Membership Fees, Less Return Premiums and Premiums on Policies not Taken		3	4	5	6	7	8	9	10	11	12
	1	2										
	Direct Premiums Written	Direct Premiums Earned	Dividends Paid or Credited to Policyholders on Direct Business	Direct Unearned Premium Reserves	Direct Losses Paid (deducting salvage)	Direct Losses Incurred	Direct Losses Unpaid	Direct Defense and Cost Containment Expense Paid	Direct Defense and Cost Containment Expense Incurred	Direct Defense and Cost Containment Expense Unpaid	Commissions and Brokerage Expenses	Taxes, Licenses and Fees
1. Fire .....	0	0	0	0	0	0	0	0	0	0	0	0
2.1 Allied Lines .....	0	0	0	0	0	0	0	0	0	0	0	0
2.2 Multiple Peril Crop .....	0	0	0	0	0	0	0	0	0	0	0	0
2.3 Federal Flood .....	0	0	0	0	0	0	0	0	0	0	0	0
2.4. Private Crop .....	0	0	0	0	0	0	0	0	0	0	0	0
2.5 Private Flood .....	0	0	0	0	0	0	0	0	0	0	0	0
3. Farmowners Multiple Peril .....	0	0	0	0	0	0	0	0	0	0	0	0
4. Homeowners Multiple Peril .....	0	0	0	0	0	0	0	0	0	0	0	0
5.1 Commercial Multiple Peril (Non-Liability Portion) .....	0	0	0	0	0	0	0	0	0	0	0	0
5.2 Commercial Multiple Peril (Liability Portion) .....	0	0	0	0	0	0	0	0	0	0	0	0
6. Mortgage Guaranty .....	0	0	0	0	0	0	0	0	0	0	0	0
8. Ocean Marine .....	0	0	0	0	0	0	0	0	0	0	0	0
9.1 Inland Marine .....	0	0	0	0	0	0	0	0	0	0	0	0
9.2 Pet Insurance Plans .....	0	0	0	0	0	0	0	0	0	0	0	0
10. Financial Guaranty .....	0	0	0	0	0	0	0	0	0	0	0	0
11.1 Medical Professional Liability - Occurrence .....	0	0	0	0	0	0	0	0	0	0	0	0
11.2 Medical Professional Liability - Claims-Made .....	0	0	0	0	0	0	0	0	0	0	0	0
12. Earthquake .....	0	0	0	0	0	0	0	0	0	0	0	0
13.1 Comprehensive (hospital and medical) ind (b) .....	0	0	0	0	0	0	0	0	0	0	0	0
13.2 Comprehensive (hospital and medical) group (b) .....	0	0	0	0	0	0	0	0	0	0	0	0
14. Credit A&H (Group and Individual) .....	0	0	0	0	0	0	0	0	0	0	0	0
15.1 Vision Only (b).....	0	0	0	0	0	0	0	0	0	0	0	0
15.2 Dental Only (b) .....	0	0	0	0	0	0	0	0	0	0	0	0
15.3 Disability Income (b) .....	0	0	0	0	0	0	0	0	0	0	0	0
15.4 Medicare Supplement (b) .....	0	0	0	0	0	0	0	0	0	0	0	0
15.5 Medicaid Title XIX (b) .....	0	0	0	0	0	0	0	0	0	0	0	0
15.6 Medicare Title XVIII (b).....	0	0	0	0	0	0	0	0	0	0	0	0
15.7 Long-Term Care (b) .....	0	0	0	0	0	0	0	0	0	0	0	0
15.8 Federal Employees Health Benefits Plan (b) .....	0	0	0	0	0	0	0	0	0	0	0	0
15.9 Other Health (b) .....	0	0	0	0	0	0	0	0	0	0	0	0
16. Workers' Compensation .....	0	0	0	0	0	0	0	0	0	0	0	0
17.1 Other Liability - Occurrence .....	0	0	0	0	0	0	0	0	0	0	0	0
17.2 Other Liability - Claims-Made .....	0	0	0	0	0	0	0	0	0	0	0	0
17.3 Excess Workers' Compensation .....	0	0	0	0	0	0	0	0	0	0	0	0
18.1 Products Liability - Occurrence .....	0	0	0	0	0	0	0	0	0	0	0	0
18.2 Products Liability - Claims-Made .....	0	0	0	0	0	0	0	0	0	0	0	0
19.1 Private Passenger Auto No-Fault (Personal Injury Protection) .....	0	0	0	0	0	0	0	0	0	0	0	0
19.2 Other Private Passenger Auto Liability .....	0	0	0	0	0	0	0	0	0	0	0	0
19.3 Commercial Auto No-Fault (Personal Injury Protection) .....	0	0	0	0	0	0	0	0	0	0	0	0
19.4 Other Commercial Auto Liability .....	0	0	0	0	0	0	0	0	0	0	0	0
21.1 Private Passenger Auto Physical Damage .....	0	0	0	0	0	0	0	0	0	0	0	0
21.2 Commercial Auto Physical Damage .....	0	0	0	0	0	0	0	0	0	0	0	0
22. Aircraft (all perils) .....	0	0	0	0	0	0	0	0	0	0	0	0
23. Fidelity .....	0	0	0	0	0	0	0	0	0	0	0	0
24. Surety .....	0	0	0	0	0	0	0	0	0	0	0	0
26. Burglary and Theft .....	0	0	0	0	0	0	0	0	0	0	0	0
27. Boiler and Machinery .....	0	0	0	0	0	0	0	0	0	0	0	0
28. Credit .....	0	0	0	0	0	0	0	0	0	0	0	0
29. International .....	0	0	0	0	0	0	0	0	0	0	0	0
30. Warranty .....	0	0	0	0	0	0	0	0	0	0	0	0
31. Reins nonproportional assumed property .....	XXX	XXX	XXX	XXX	XXX	XXX	XXX	XXX	XXX	XXX	XXX	XXX
32. Reins nonproportional assumed liability .....	XXX	XXX	XXX	XXX	XXX	XXX	XXX	XXX	XXX	XXX	XXX	XXX
33. Reins nonproportional assumed financial lines .....	XXX	XXX	XXX	XXX	XXX	XXX	XXX	XXX	XXX	XXX	XXX	XXX
34. Aggregate Write-Ins for Other Lines of Business .....	0	0	0	0	0	0	0	0	0	0	0	0
35. Total (a) .....	0	0	0	0	0	0	0	0	0	0	0	0
DETAILS OF WRITE-INS												
3401. Collateral Protection .....	0	0	0	0	0	0	0	0	0	0	0	0
3402. Involuntary Unemployment .....	0	0	0	0	0	0	0	0	0	0	0	0
3403. Patent Risk .....	0	0	0	0	0	0	0	0	0	0	0	0
3498. Summary of remaining write-ins for Line 34 from overflow page .....	0	0	0	0	0	0	0	0	0	0	0	0
3499. Totals (Lines 3401 through 3403 plus 3498)(Line 34 above) .....	0	0	0	0	0	0	0	0	0	0	0	0

(a) Finance and service charges not included in Lines 1 to 35 \$ .....0  
(b) For health business on indicated lines report: Number of persons insured under PPO managed care products .....0 and number of persons insured under indemnity only products .....0 .

ANNUAL STATEMENT FOR THE YEAR 2024 OF THE GREAT AMERICAN ALLIANCE INSURANCE COMPANY

EXHIBIT OF PREMIUMS AND LOSSES

OVERFLOW PAGE FOR WRITE-INS

Additional Write-ins for Exhibit of Premiums and Losses Line 34

Line of Business	Gross Premiums, Including Policy and Membership Fees, Less Return Premiums and Premiums on Policies not Taken		3	4	5	6	7	8	9	10	11	12
	1 Direct Premiums Written	2 Direct Premiums Earned	Dividends Paid or Credited to Policyholders on Direct Business	Direct Unearned Premium Reserves	Direct Losses Paid (deducting salvage)	Direct Losses Incurred	Direct Losses Unpaid	Direct Defense and Cost Containment Expense Paid	Direct Defense and Cost Containment Expense Incurred	Direct Defense and Cost Containment Expense Unpaid	Commissions and Brokerage Expenses	Taxes, Licenses and Fees
3404. Uninsured Motorist .....	0	0	0	0	0	0	0	0	0	0	0	0
3497. Summary of remaining write-ins for Line 34 from overflow page	0	0	0	0	0	0	0	0	0	0	0	0



ANNUAL STATEMENT FOR THE YEAR 2024 OF THE GREAT AMERICAN ALLIANCE INSURANCE COMPANY

EXHIBIT OF PREMIUMS AND LOSSES (Statutory Page 14)

NAIC Group Code 0084		BUSINESS IN THE STATE OF Grand Total		DURING THE YEAR 2024								NAIC Company Code 26832	
Line of Business		Gross Premiums, Including Policy and Membership Fees, Less Return Premiums and Premiums on Policies not Taken		3	4	5	6	7	8	9	10	11	12
		1	2										
		Direct Premiums Written	Direct Premiums Earned	Dividends Paid or Credited to Policyholders on Direct Business	Direct Unearned Premium Reserves	Direct Losses Paid (deducting salvage)	Direct Losses Incurred	Direct Losses Unpaid	Direct Defense and Cost Containment Expense Paid	Direct Defense and Cost Containment Expense Incurred	Direct Defense and Cost Containment Expense Unpaid	Commissions and Brokerage Expenses	Taxes, Licenses and Fees
1.	Fire .....	847,429	919,037	0	33,009	92,976	88,156	1,659	18,152	17,119	3,504	141,331	20,068
2.1	Allied Lines .....	197,683	249,560	0	102,346	76,302	44,091	23,174	948	(331)	6,763	43,749	4,965
2.2	Multiple Peril Crop .....	0	0	0	0	0	0	0	0	0	0	0	0
2.3	Federal Flood .....	0	0	0	0	0	0	0	0	0	0	0	0
2.4.	Private Crop .....	38,982,003	38,982,003	0	0	62,962,642	23,344,094	17,297,003	0	0	0	6,150,502	565,860
2.5	Private Flood .....	978	8	0	970	(6)	(6)	(6)	0	0	0	220	12
3.	Farmowners Multiple Peril .....	8,284,681	8,270,303	0	3,740,719	2,334,468	2,720,835	4,962,027	545,145	599,828	391,843	1,735,199	201,938
4.	Homeowners Multiple Peril .....	0	0	0	0	0	0	0	0	0	0	0	0
5.1	Commercial Multiple Peril (Non-Liability Portion) .....	31,580,939	32,740,576	0	14,650,051	22,126,557	13,345,105	21,641,117	1,915,976	722,894	2,451,169	6,486,947	755,709
5.2	Commercial Multiple Peril (Liability Portion) .....	8,276,168	8,244,112	0	3,537,347	7,546,113	9,310,996	21,574,307	3,202,734	3,040,910	4,417,686	1,642,050	198,463
6.	Mortgage Guaranty .....	0	0	0	0	0	0	0	0	0	0	0	0
8.	Ocean Marine .....	0	0	0	0	0	(4,888)	19,460	0	(155)	314	0	0
9.1	Inland Marine .....	4,468,607	4,504,590	0	435,704	1,479,666	4,872,385	3,873,014	190,259	147,014	49,802	929,953	110,376
9.2	Pet Insurance Plans .....	0	0	0	0	0	0	0	0	0	0	0	0
10.	Financial Guaranty .....	0	0	0	0	0	0	0	0	0	0	0	0
11.1	Medical Professional Liability - Occurrence .....	0	0	0	0	0	0	0	0	0	0	0	0
11.2	Medical Professional Liability - Claims-Made .....	0	0	0	0	0	0	0	0	0	0	0	0
12.	Earthquake .....	234,130	203,760	0	135,872	0	10,713	27,660	0	3,794	3,970	65,165	6,639
13.1	Comprehensive (hospital and medical) ind (b) .....	0	0	0	0	0	0	0	0	0	0	0	0
13.2	Comprehensive (hospital and medical) group (b) .....	0	0	0	0	0	0	0	0	0	0	0	0
14.	Credit A&H (Group and Individual) .....	0	0	0	0	0	0	0	0	0	0	0	0
15.1	Vision Only (b).....	0	0	0	0	0	0	0	0	0	0	0	0
15.2	Dental Only (b).....	0	0	0	0	0	0	0	0	0	0	0	0
15.3	Disability Income (b) .....	0	0	0	0	0	0	0	0	0	0	0	0
15.4	Medicare Supplement (b) .....	0	0	0	0	0	0	0	0	0	0	0	0
15.5	Medicaid Title XIX (b) .....	0	0	0	0	0	0	0	0	0	0	0	0
15.6	Medicare Title XVIII (b).....	0	0	0	0	0	0	0	0	0	0	0	0
15.7	Long-Term Care (b) .....	0	0	0	0	0	0	0	0	0	0	0	0
15.8	Federal Employees Health Benefits Plan (b) .....	0	0	0	0	0	0	0	0	0	0	0	0
15.9	Other Health (b) .....	0	0	0	0	0	0	0	0	0	0	0	0
16.	Workers' Compensation .....	295,545,177	290,865,388	172,136	109,726,879	58,894,708	65,688,177	355,826,248	6,644,518	8,714,773	31,560,446	43,467,165	8,236,460
17.1	Other Liability - Occurrence .....	67,674,921	58,271,040	0	35,687,616	87,145,929	40,380,123	314,816,271	5,427,915	(756,712)	35,476,876	10,026,674	1,463,746
17.2	Other Liability - Claims-Made .....	1,236,053	1,250,123	0	474,182	1,089,944	1,764,279	10,808,038	603,801	867,183	2,192,986	237,695	20,961
17.3	Excess Workers' Compensation .....	0	0	0	0	0	0	0	0	0	0	0	0
18.1	Products Liability - Occurrence .....	18,700,551	18,638,541	0	6,390,770	100,284	(206,021)	8,869,457	68,803	537,686	3,554,379	3,839,909	357,355
18.2	Products Liability - Claims-Made .....	0	0	0	0	0	(157,404)	61,490	0	(13,149)	33,825	0	0
19.1	Private Passenger Auto No-Fault (Personal Injury Protection) .....	0	0	0	0	0	0	5,000	0	0	3,000	0	0
19.2	Other Private Passenger Auto Liability .....	0	0	0	0	0	0	40,608	0	0	13,655	0	0
19.3	Commercial Auto No-Fault (Personal Injury Protection) .....	137,215	143,532	0	61,413	9,860	(10,772)	114,651	28	(555)	34,086	24,824	1,787
19.4	Other Commercial Auto Liability .....	8,965,587	9,526,580	0	4,418,626	10,456,394	10,994,140	18,314,250	1,501,718	1,304,887	2,183,876	1,559,471	177,571
21.1	Private Passenger Auto Physical Damage .....	0	0	0	0	0	0	0	0	0	0	0	0
21.2	Commercial Auto Physical Damage .....	2,841,631	2,796,520	0	1,353,833	1,639,614	1,663,251	751,627	58,992	21,238	94,467	548,886	68,105
22.	Aircraft (all perils) .....	3,488,615	3,849,992	0	1,608,477	0	(265,757)	1,540,532	0	26,603	198,541	472,494	81,544
23.	Fidelity .....	19,840,545	18,844,382	0	22,714,767	5,635,249	4,641,530	9,667,496	29,174	(5,295,295)	347,736	6,156,367	497,779
24.	Surety .....	3,831,352	3,829,194	0	2,603,274	1,392,680	(2,471,727)	6,140,754	10,717	(1,268,134)	453,514	1,430,300	99,752
26.	Burglary and Theft .....	3,306	4,180	0	1,741	0	(891)	425	0	(109)	726	90	104
27.	Boiler and Machinery .....	2,523,980	2,520,927	0	1,159,624	1,405,926	1,263,535	208,565	351	6,798	10,746	511,391	60,281
28.	Credit .....	377	369	0	38	0	5,146	30,815	0	0	0	169	90
29.	International .....	0	0	0	0	0	0	0	0	0	0	0	0
30.	Warranty .....	0	0	0	0	0	0	0	0	0	0	0	0
31.	Reins nonproportional assumed property .....	XXX	XXX	XXX	XXX	XXX	XXX	XXX	XXX	XXX	XXX	XXX	XXX
32.	Reins nonproportional assumed liability .....	XXX	XXX	XXX	XXX	XXX	XXX	XXX	XXX	XXX	XXX	XXX	XXX
33.	Reins nonproportional assumed financial lines .....	XXX	XXX	XXX	XXX	XXX	XXX	XXX	XXX	XXX	XXX	XXX	XXX
34.	Aggregate Write-Ins for Other Lines of Business .....	171	171	0	0	0	(3)	0	0	0	0	0	0
35.	Total (a) .....	517,662,099	504,654,887	172,136	208,837,258	264,389,311	177,019,087	796,615,645	20,219,229	8,676,289	83,483,275	85,471,187	12,929,564
DETAILS OF WRITE-INS													
3401.	Collateral Protection .....	0	0	0	0	0	(3)	0	0	0	0	0	0
3402.	Involuntary Unemployment .....	0	0	0	0	0	0	0	0	0	0	0	0
3403.	Patent Risk .....	0	0	0	0	0	0	0	0	0	0	0	0
3498.	Summary of remaining write-ins for Line 34 from overflow page .....	171	171	0	0	0	0	0	0	0	0	0	0
3499.	Totals (Lines 3401 through 3403 plus 3498)(Line 34 above) .....	171	171	0	0	0	(3)	0	0	0	0	0	0

(a) Finance and service charges not included in Lines 1 to 35 \$ .....0  
(b) For health business on indicated lines report: Number of persons insured under PPO managed care products .....0 and number of persons insured under indemnity only products .....0 .

ANNUAL STATEMENT FOR THE YEAR 2024 OF THE GREAT AMERICAN ALLIANCE INSURANCE COMPANY

EXHIBIT OF PREMIUMS AND LOSSES

OVERFLOW PAGE FOR WRITE-INS

Additional Write-ins for Exhibit of Premiums and Losses Line 34

Line of Business	Gross Premiums, Including Policy and Membership Fees, Less Return Premiums and Premiums on Policies not Taken		3	4	5	6	7	8	9	10	11	12
	1 Direct Premiums Written	2 Direct Premiums Earned	Dividends Paid or Credited to Policyholders on Direct Business	Direct Unearned Premium Reserves	Direct Losses Paid (deducting salvage)	Direct Losses Incurred	Direct Losses Unpaid	Direct Defense and Cost Containment Expense Paid	Direct Defense and Cost Containment Expense Incurred	Direct Defense and Cost Containment Expense Unpaid	Commissions and Brokerage Expenses	Taxes, Licenses and Fees
3404. Uninsured Motorist .....	171	171	0	0	0	0	0	0	0	0	0	0
3497. Summary of remaining write-ins for Line 34 from overflow page	171	171	0	0	0	0	0	0	0	0	0	0

# ANNUAL STATEMENT FOR THE YEAR 2024 OF THE GREAT AMERICAN ALLIANCE INSURANCE COMPANY

## SCHEDULE F - PART 1

Assumed Reinsurance as of December 31, Current Year (\$000 Omitted)

[illegible]

## ANNUAL STATEMENT FOR THE YEAR 2024 OF THE GREAT AMERICAN ALLIANCE INSURANCE COMPANY

## SCHEDULE F - PART 2

Premium Portfolio Reinsurance Effected or (Canceled) during Current Year	
Reinsured by American International Group, Inc.	\$0.0 million
Reinsured by American International Group, Ltd.	\$0.0 million
Reinsured by American International Insurance Company, Ltd.	\$0.0 million
Reinsured by American International Insurance Company, Ltd. - Bermuda Branch	\$0.0 million
Reinsured by American International Insurance Company, Ltd. - Cayman Islands Branch	\$0.0 million
Reinsured by American International Insurance Company, Ltd. - Hong Kong Branch	\$0.0 million
Reinsured by American International Insurance Company, Ltd. - Japan Branch	\$0.0 million
Reinsured by American International Insurance Company, Ltd. - Korea Branch	\$0.0 million
Reinsured by American International Insurance Company, Ltd. - Mexico Branch	\$0.0 million
Reinsured by American International Insurance Company, Ltd. - New York Branch	\$0.0 million
Reinsured by American International Insurance Company, Ltd. - Singapore Branch	\$0.0 million
Reinsured by American International Insurance Company, Ltd. - Taiwan Branch	\$0.0 million
Reinsured by American International Insurance Company, Ltd. - Thailand Branch	\$0.0 million
Reinsured by American International Insurance Company, Ltd. - United Kingdom Branch	\$0.0 million
Reinsured by American International Insurance Company, Ltd. - United States Branch	\$0.0 million
Reinsured by American International Insurance Company, Ltd. - Vietnam Branch	\$0.0 million
Reinsured by American International Insurance Company, Ltd. - Other	\$0.0 million
Total	\$0.0 million

[illegible]

ANNUAL STATEMENT FOR THE YEAR 2024 OF THE GREAT AMERICAN ALLIANCE INSURANCE COMPANY

SCHEDULE F - PART 3

Ceded Reinsurance as of December 31, Current Year (\$000 Omitted)

1  ID Number	2  NAIC Com- pany Code	3  Name of Reinsurer	4  Domiciliary Jurisdiction	5  Special Code	6  Reinsurance Premiums Ceded	Reinsurance Recoverable On									16  Amount in Dispute included in Column 15	Reinsurance Payable		19  Net Amount Recoverable From Reinsurers Cols. 15 - [17 + 18]	20  Funds Held by Company Under Reinsurance Treaties
						7  Paid Losses	8  Paid LAE	9  Known Case Loss Reserves	10  Known Case LAE Reserves	11  IBNR Loss Reserves	12  IBNR LAE Reserves	13  Unearned Premiums	14  Contingent Commis- sions	15  Columns 7 through 14 Totals		17  Ceded Balances Payable	18  Other Amounts Due to Reinsurers		
31-0501234 ..	. 16691 .	Great American Insurance Company .....	OH.....		518,141	0	0	310,303	10,663	486,375	92,993	208,850	1,929	1,111,113	0	0	0	1,111,113	0
0199999. Total Authorized - Affiliates - U.S. Intercompany Pooling					518,141	0	0	310,303	10,663	486,375	92,993	208,850	1,929	1,111,113	0	0	0	1,111,113	0
0499999. Total Authorized - Affiliates - U.S. Non-Pool					0	0	0	0	0	0	0	0	0	0	0	0	0	0	0
0799999. Total Authorized - Affiliates - Other (Non-U.S.)					0	0	0	0	0	0	0	0	0	0	0	0	0	0	0
0899999. Total Authorized - Affiliates					518,141	0	0	310,303	10,663	486,375	92,993	208,850	1,929	1,111,113	0	0	0	1,111,113	0
1499999. Total Authorized Excluding Protected Cells (Sum of 0899999, 0999999, 1099999, 1199999 and 1299999)					518,141	0	0	310,303	10,663	486,375	92,993	208,850	1,929	1,111,113	0	0	0	1,111,113	0
1899999. Total Unauthorized - Affiliates - U.S. Non-Pool					0	0	0	0	0	0	0	0	0	0	0	0	0	0	0
2199999. Total Unauthorized - Affiliates - Other (Non-U.S.)					0	0	0	0	0	0	0	0	0	0	0	0	0	0	0
2299999. Total Unauthorized - Affiliates					0	0	0	0	0	0	0	0	0	0	0	0	0	0	0
2899999. Total Unauthorized Excluding Protected Cells (Sum of 2299999, 2399999, 2499999, 2599999 and 2699999)					0	0	0	0	0	0	0	0	0	0	0	0	0	0	0
3299999. Total Certified - Affiliates - U.S. Non-Pool					0	0	0	0	0	0	0	0	0	0	0	0	0	0	0
3599999. Total Certified - Affiliates - Other (Non-U.S.)					0	0	0	0	0	0	0	0	0	0	0	0	0	0	0
3699999. Total Certified - Affiliates					0	0	0	0	0	0	0	0	0	0	0	0	0	0	0
4299999. Total Certified Excluding Protected Cells (Sum of 3699999, 3799999, 3899999, 3999999 and 4099999)					0	0	0	0	0	0	0	0	0	0	0	0	0	0	0
4699999. Total Reciprocal Jurisdiction - Affiliates - U.S. Non-Pool					0	0	0	0	0	0	0	0	0	0	0	0	0	0	0
4999999. Total Reciprocal Jurisdiction - Affiliates - Other (Non-U.S.)					0	0	0	0	0	0	0	0	0	0	0	0	0	0	0
5099999. Total Reciprocal Jurisdiction - Affiliates					0	0	0	0	0	0	0	0	0	0	0	0	0	0	0
5699999. Total Reciprocal Jurisdiction Excluding Protected Cells (Sum of 5099999, 5199999, 5299999, 5399999 and 5499999)					0	0	0	0	0	0	0	0	0	0	0	0	0	0	0
5799999. Total Authorized, Unauthorized, Reciprocal Jurisdiction and Certified Excluding Protected Cells (Sum of 1499999, 2899999, 4299999 and 5699999)					518,141	0	0	310,303	10,663	486,375	92,993	208,850	1,929	1,111,113	0	0	0	1,111,113	0
5899999. Total Protected Cells (Sum of 1399999, 2799999, 4199999 and 5599999)					0	0	0	0	0	0	0	0	0	0	0	0	0	0	0
9999999 Totals					518,141	0	0	310,303	10,663	486,375	92,993	208,850	1,929	1,111,113	0	0	0	1,111,113	0



ANNUAL STATEMENT FOR THE YEAR 2024 OF THE GREAT AMERICAN ALLIANCE INSURANCE COMPANY

SCHEDULE F - PART 3 (Continued)

Ceded Reinsurance as of December 31, Current Year (\$000 Omitted)  
(Credit Risk)

ID Number From Col. 1	Name of Reinsurer From Col. 3	Collateral				25	26	27	Ceded Reinsurance Credit Risk								
		21	22	23	24				28	29	30	31	32	33	34	35	36
		Multiple Beneficiary Trusts	Letters of Credit	Issuing or Confirming Bank Reference Number	Single Beneficiary Trusts & Other Allowable Collateral	Total Funds Held, Payables & Collateral	Net Recoverable Net of Funds Held & Collateral	Applicable Sch. F Penalty (Col. 78)	Total Amount Recoverable from Reinsurers Less Penalty (Cols. 15-27)	Stressed Recoverable (Col. 28 * 120%)	Reinsurance Payable & Funds Held (Cols. 17+18+20; but not in excess of Col. 29)	Stressed Net Recoverable (Cols. 29-30)	Total Collateral (Cols. 21+22 + 24, not in Excess of Col. 31)	Stressed Net Recoverable Net of Collateral Offsets (Cols. 31-32)	Reinsurer Designation Equivalent	Credit Risk on Collateralized Recoverables (Col. 32 * Factor Applicable to Reinsurer Designation Equivalent in Col. 34)	Credit Risk on Un- collateralized Recoverables (Col. 33 * Factor Applicable to Reinsurer Designation Equivalent in Col. 34)
31-0501234	Great American Insurance Company	0	0		0	0	1,111,113	0	XXX	XXX	XXX	XXX	XXX	XXX	XXX	XXX	XXX
0199999	Total Authorized - Affiliates - U.S. Intercompany Pooling	0	0	XXX	0	0	1,111,113	0	XXX	XXX	XXX	XXX	XXX	XXX	XXX	XXX	XXX
0499999	Total Authorized - Affiliates - U.S. Non-Pool	0	0	XXX	0	0	0	0	XXX	XXX	XXX	XXX	XXX	XXX	XXX	XXX	XXX
0799999	Total Authorized - Affiliates - Other (Non-U.S.)	0	0	XXX	0	0	0	0	0	0	0	0	0	0	XXX	0	0
0899999	Total Authorized - Affiliates	0	0	XXX	0	0	1,111,113	0	0	0	0	0	0	0	XXX	0	0
1499999	Total Authorized Excluding Protected Cells (Sum of 0899999, 0999999, 1099999, 1199999 and 1299999)	0	0	XXX	0	0	1,111,113	0	0	0	0	0	0	0	XXX	0	0
1899999	Total Unauthorized - Affiliates - U.S. Non-Pool	0	0	XXX	0	0	0	0	XXX	XXX	XXX	XXX	XXX	XXX	XXX	XXX	XXX
2199999	Total Unauthorized - Affiliates - Other (Non-U.S.)	0	0	XXX	0	0	0	0	0	0	0	0	0	0	XXX	0	0
2299999	Total Unauthorized - Affiliates	0	0	XXX	0	0	0	0	0	0	0	0	0	0	XXX	0	0
2899999	Total Unauthorized Excluding Protected Cells (Sum of 2299999, 2399999, 2499999, 2599999 and 2699999)	0	0	XXX	0	0	0	0	0	0	0	0	0	0	XXX	0	0
3299999	Total Certified - Affiliates - U.S. Non-Pool	0	0	XXX	0	0	0	0	XXX	XXX	XXX	XXX	XXX	XXX	XXX	XXX	XXX
3599999	Total Certified - Affiliates - Other (Non-U.S.)	0	0	XXX	0	0	0	0	0	0	0	0	0	0	XXX	0	0
3699999	Total Certified - Affiliates	0	0	XXX	0	0	0	0	0	0	0	0	0	0	XXX	0	0
4299999	Total Certified Excluding Protected Cells (Sum of 3699999, 3799999, 3899999, 3999999 and 4099999)	0	0	XXX	0	0	0	0	0	0	0	0	0	0	XXX	0	0
4699999	Total Reciprocal Jurisdiction - Affiliates - U.S. Non-Pool	0	0	XXX	0	0	0	0	XXX	XXX	XXX	XXX	XXX	XXX	XXX	XXX	XXX
4999999	Total Reciprocal Jurisdiction - Affiliates - Other (Non-U.S.)	0	0	XXX	0	0	0	0	0	0	0	0	0	0	XXX	0	0
5099999	Total Reciprocal Jurisdiction - Affiliates	0	0	XXX	0	0	0	0	0	0	0	0	0	0	XXX	0	0
5699999	Total Reciprocal Jurisdiction Excluding Protected Cells (Sum of 5099999, 5199999, 5299999, 5399999 and 5499999)	0	0	XXX	0	0	0	0	0	0	0	0	0	0	XXX	0	0
5799999	Total Authorized, Unauthorized, Reciprocal Jurisdiction and Certified Excluding Protected Cells (Sum of 1499999, 2899999, 4299999 and 5699999)	0	0	XXX	0	0	1,111,113	0	0	0	0	0	0	0	XXX	0	0
5899999	Total Protected Cells (Sum of 1399999, 2799999, 4199999 and 5599999)	0	0	XXX	0	0	0	0	XXX	XXX	XXX	XXX	XXX	XXX	XXX	XXX	XXX
9999999	Totals	0	0	XXX	0	0	1,111,113	0	0	0	0	0	0	0	XXX	0	0

ANNUAL STATEMENT FOR THE YEAR 2024 OF THE GREAT AMERICAN ALLIANCE INSURANCE COMPANY

SCHEDULE F - PART 3 (Continued)

Ceded Reinsurance as of December 31, Current Year (\$000 Omitted)  
(Aging of Ceded Reinsurance)

ID Number From Col. 1	Name of Reinsurer From Col. 3	Reinsurance Recoverable on Paid Losses and Paid Loss Adjustment Expenses						44  Total Recoverable on Paid Losses & LAE Amounts in Dispute Included in Col. 43	45  Recoverable on Paid Losses & LAE Over 90 Days Past Due Amounts in Dispute Included in Cols. 40 & 41	46  Total Recoverable on Paid Losses & LAE Amounts Not in Dispute (Cols 43-44)	47  Recoverable on Paid Losses & LAE Over 90 Days Past Due Amounts Not in Dispute (Cols. 40 + 41 - 45)	48  Amounts Received Prior 90 Days	49  Percentage Overdue Col. 42/Col. 43	50  Percentage of Amounts More Than 90 Days Overdue Not in Dispute (Col. 47/(Cols. 46+48))	51  Percentage More Than 120 Days Overdue (Col. 41/ Col. 43)	52  Is the Amount in Col. 50 Less Than 20%? (Yes or No)	53  Amounts in Col. 47 for Reinsurers with Values Less Than 20% in Col. 50	
		37  Current	Overdue				43  Total Due Cols. 37+42 (In total should equal Cols. 7+8)											
			38  1 - 29 Days	39  30 - 90 Days	40  91 - 120 Days	41  Over 120 Days												42  Total Overdue Cols. 38+39 +40+41
31-0501234 ..	Great American Insurance Company .....	0	0	0	0	0	0	0	0	0	0	0	0.0	0.0	0.0	0.0	YES	0
0199999.	Total Authorized - Affiliates - U.S. Intercompany Pooling	0	0	0	0	0	0	0	0	0	0	0	0.0	0.0	0.0	0.0	XXX	0
0499999.	Total Authorized - Affiliates - U.S. Non-Pool	0	0	0	0	0	0	0	0	0	0	0	0.0	0.0	0.0	0.0	XXX	0
0799999.	Total Authorized - Affiliates - Other (Non-U.S.)	0	0	0	0	0	0	0	0	0	0	0	0.0	0.0	0.0	0.0	XXX	0
0899999.	Total Authorized - Affiliates	0	0	0	0	0	0	0	0	0	0	0	0.0	0.0	0.0	0.0	XXX	0
1499999.	Total Authorized Excluding Protected Cells (Sum of 0899999, 0999999, 1099999, 1199999 and 1299999)	0	0	0	0	0	0	0	0	0	0	0	0.0	0.0	0.0	0.0	XXX	0
1899999.	Total Unauthorized - Affiliates - U.S. Non-Pool	0	0	0	0	0	0	0	0	0	0	0	0.0	0.0	0.0	0.0	XXX	0
2199999.	Total Unauthorized - Affiliates - Other (Non-U.S.)	0	0	0	0	0	0	0	0	0	0	0	0.0	0.0	0.0	0.0	XXX	0
2299999.	Total Unauthorized - Affiliates	0	0	0	0	0	0	0	0	0	0	0	0.0	0.0	0.0	0.0	XXX	0
2899999.	Total Unauthorized Excluding Protected Cells (Sum of 2299999, 2399999, 2499999, 2599999 and 2699999)	0	0	0	0	0	0	0	0	0	0	0	0.0	0.0	0.0	0.0	XXX	0
3299999.	Total Certified - Affiliates - U.S. Non-Pool	0	0	0	0	0	0	0	0	0	0	0	0.0	0.0	0.0	0.0	XXX	0
3599999.	Total Certified - Affiliates - Other (Non-U.S.)	0	0	0	0	0	0	0	0	0	0	0	0.0	0.0	0.0	0.0	XXX	0
3699999.	Total Certified - Affiliates	0	0	0	0	0	0	0	0	0	0	0	0.0	0.0	0.0	0.0	XXX	0
4299999.	Total Certified Excluding Protected Cells (Sum of 3699999, 3799999, 3899999, 3999999 and 4099999)	0	0	0	0	0	0	0	0	0	0	0	0.0	0.0	0.0	0.0	XXX	0
4699999.	Total Reciprocal Jurisdiction - Affiliates - U.S. Non-Pool	0	0	0	0	0	0	0	0	0	0	0	0.0	0.0	0.0	0.0	XXX	0
4999999.	Total Reciprocal Jurisdiction - Affiliates - Other (Non-U.S.)	0	0	0	0	0	0	0	0	0	0	0	0.0	0.0	0.0	0.0	XXX	0
5099999.	Total Reciprocal Jurisdiction - Affiliates	0	0	0	0	0	0	0	0	0	0	0	0.0	0.0	0.0	0.0	XXX	0
5699999.	Total Reciprocal Jurisdiction Excluding Protected Cells (Sum of 5099999, 5199999, 5299999, 5399999 and 5499999)	0	0	0	0	0	0	0	0	0	0	0	0.0	0.0	0.0	0.0	XXX	0
5799999.	Total Authorized, Unauthorized, Reciprocal Jurisdiction and Certified Excluding Protected Cells (Sum of 1499999, 2899999, 4299999 and 5699999)	0	0	0	0	0	0	0	0	0	0	0	0.0	0.0	0.0	0.0	XXX	0
5899999.	Total Protected Cells (Sum of 1399999, 2799999, 4199999 and 5599999)	0	0	0	0	0	0	0	0	0	0	0	0.0	0.0	0.0	0.0	XXX	0
9999999	Totals	0	0	0	0	0	0	0	0	0	0	0	0.0	0.0	0.0	0.0	XXX	0

**SCHEDULE F - PART 3 (Continued)**

(Provision for Reinsurance for Certified Reinsurers)

ID Number From Col. 1	Name of Reinsurer From Col. 3	Provision for Certified Reinsurance															
		54  Certified Reinsurer Rating (1 through 6)	55  Effective Date of Certified Reinsurer Rating	56  Percent Collateral Required for Full Credit (0% through 100%)	57  Catastrophe Recoverables Qualifying for Collateral Deferral	58  Net Recoverables Subject to Collateral Requirements for Full Credit (Col. 19 - Col. 57)	59  Dollar Amount of Collateral Required (Col. 56 * Col. 58)	60  Percent of Collateral Provided for Net Recoverables Subject to Collateral Requirements ([Col. 20 + Col. 22 + Col. 24] / Col. 58)	61  Percent Credit Allowed on Net Recoverables Subject to Collateral Requirements (Col. 60 / Col. 56, not to exceed 100%)	62  20% of Recoverable on Paid Losses & LAE Over 90 Days Past Due Amounts in Dispute (Col. 45 * 20%)	63  Amount of Credit Allowed for Net Recoverables (Col. 57 + [Col. 58 * Col. 61])	64  Provision for Reinsurance with Certified Reinsurers Due to Collateral Deficiency (Col. 19 - Col. 63)	65  20% of Recoverable on Paid Losses & LAE Over 90 Days Past Due Amounts Not in Dispute (Col. 47 * 20%)	Complete if Col. 52 = "No"; Otherwise Enter 0			69  Provision for Overdue Reinsurance Ceded to Certified Reinsurers (Greater of [Col. 62 + Col. 65] or Col.68; not to Exceed Col. 63)
														66  Total Collateral Provided (Col. 20 + Col. 21 + Col. 22 + Col. 24, not to Exceed Col. 63)	67  Net Unsecured Recoverable for Which Credit is Allowed (Col. 63 - Col. 66)	68  20% of Amount in Col. 67	
31-0501234 .. Great American Insurance Company .....	XXX	XXX	XXX	XXX	XXX	XXX	XXX	XXX	XXX	XXX	XXX	XXX	XXX	XXX	XXX	XXX	XXX
01999999. Total Authorized - Affiliates - U.S. Intercompany Pooling			XXX	XXX	XXX	XXX	XXX	XXX	XXX	XXX	XXX	XXX	XXX	XXX	XXX	XXX	XXX
04999999. Total Authorized - Affiliates - U.S. Non-Pool			XXX	XXX	XXX	XXX	XXX	XXX	XXX	XXX	XXX	XXX	XXX	XXX	XXX	XXX	XXX
07999999. Total Authorized - Affiliates - Other (Non-U.S.)			XXX	XXX	XXX	XXX	XXX	XXX	XXX	XXX	XXX	XXX	XXX	XXX	XXX	XXX	XXX
08999999. Total Authorized - Affiliates			XXX	XXX	XXX	XXX	XXX	XXX	XXX	XXX	XXX	XXX	XXX	XXX	XXX	XXX	XXX
14999999. Total Authorized Excluding Protected Cells (Sum of 08999999, 09999999, 10999999, 11999999 and 12999999)			XXX	XXX	XXX	XXX	XXX	XXX	XXX	XXX	XXX	XXX	XXX	XXX	XXX	XXX	XXX
18999999. Total Unauthorized - Affiliates - U.S. Non-Pool			XXX	XXX	XXX	XXX	XXX	XXX	XXX	XXX	XXX	XXX	XXX	XXX	XXX	XXX	XXX
21999999. Total Unauthorized - Affiliates - Other (Non-U.S.)			XXX	XXX	XXX	XXX	XXX	XXX	XXX	XXX	XXX	XXX	XXX	XXX	XXX	XXX	XXX
22999999. Total Unauthorized - Affiliates			XXX	XXX	XXX	XXX	XXX	XXX	XXX	XXX	XXX	XXX	XXX	XXX	XXX	XXX	XXX
28999999. Total Unauthorized Excluding Protected Cells (Sum of 22999999, 23999999, 24999999, 25999999 and 26999999)			XXX	XXX	XXX	XXX	XXX	XXX	XXX	XXX	XXX	XXX	XXX	XXX	XXX	XXX	XXX
32999999. Total Certified - Affiliates - U.S. Non-Pool			XXX	0	0	0	XXX	XXX	0	0	0	0	0	0	0	0	0
35999999. Total Certified - Affiliates - Other (Non-U.S.)			XXX	0	0	0	XXX	XXX	0	0	0	0	0	0	0	0	0
36999999. Total Certified - Affiliates			XXX	0	0	0	XXX	XXX	0	0	0	0	0	0	0	0	0
42999999. Total Certified Excluding Protected Cells (Sum of 36999999, 37999999, 38999999, 39999999 and 40999999)			XXX	0	0	0	XXX	XXX	0	0	0	0	0	0	0	0	0
46999999. Total Reciprocal Jurisdiction - Affiliates - U.S. Non-Pool			XXX	XXX	XXX	XXX	XXX	XXX	XXX	XXX	XXX	XXX	XXX	XXX	XXX	XXX	XXX
49999999. Total Reciprocal Jurisdiction - Affiliates - Other (Non-U.S.)			XXX	XXX	XXX	XXX	XXX	XXX	XXX	XXX	XXX	XXX	XXX	XXX	XXX	XXX	XXX
50999999. Total Reciprocal Jurisdiction - Affiliates			XXX	XXX	XXX	XXX	XXX	XXX	XXX	XXX	XXX	XXX	XXX	XXX	XXX	XXX	XXX
56999999. Total Reciprocal Jurisdiction Excluding Protected Cells (Sum of 50999999, 51999999, 52999999, 53999999 and 54999999)			XXX	XXX	XXX	XXX	XXX	XXX	XXX	XXX	XXX	XXX	XXX	XXX	XXX	XXX	XXX
57999999. Total Authorized, Unauthorized, Reciprocal Jurisdiction and Certified Excluding Protected Cells (Sum of 14999999, 28999999, 42999999 and 56999999)			XXX	0	0	0	XXX	XXX	0	0	0	0	0	0	0	0	0
58999999. Total Protected Cells (Sum of 13999999, 27999999, 41999999 and 55999999)			XXX	0	0	0	XXX	XXX	0	0	0	0	0	0	0	0	0
99999999 Totals			XXX	0	0	0	XXX	XXX	0	0	0	0	0	0	0	0	0

ANNUAL STATEMENT FOR THE YEAR 2024 OF THE GREAT AMERICAN ALLIANCE INSURANCE COMPANY

SCHEDULE F - PART 3 (Continued)

Ceded Reinsurance as of December 31, Current Year (\$000 Omitted)  
(Total Provision for Reinsurance)

ID Number From Col. 1	Name of Reinsurer From Col. 3	70  20% of Recoverable on Paid Losses & LAE Over 90 Days past Due Amounts Not in Dispute (Col. 47 * 20%)	Provision for Unauthorized Reinsurance		Provision for Overdue Authorized and Reciprocal Jurisdiction Reinsurance		Total Provision for Reinsurance			
			71	72	73 Complete if Col. 52 = "Yes"; Otherwise Enter 0	74 Complete if Col. 52 = "No"; Otherwise Enter 0	75	76	77	78
			Provision for Reinsurance with Unauthorized Reinsurers Due to Collateral Deficiency (Col. 26)	Provision for Overdue Reinsurance from Unauthorized Reinsurers and Amounts in Dispute (Col. 70 + 20% of the Amount in Col. 16)	20% of Recoverable on Paid Losses & LAE Over 90 Days Past Due Amounts Not in Dispute + 20% of Amounts in Dispute ([Col. 47 * 20%] + [Col. 45 * 20%])	Greater of 20% of Net Recoverable Net of Funds Held & Collateral, or 20% of Recoverable on Paid Losses & LAE Over 90 Days Past Due (Greater of Col. 26 * 20% or Cols. [40 + 41] * 20%)	Provision for Amounts Ceded to Authorized and Reciprocal Jurisdiction Reinsurers (Cols. 73 + 74)	Provision for Amounts Ceded to Unauthorized Reinsurers (Cols. 71 + 72 Not in Excess of Col. 15)	Provision for Amounts Ceded to Certified Reinsurers (Cols. 64 + 69)	Total Provision for Reinsurance (Cols. 75 + 76 + 77)
31-0501234 ..	Great American Insurance Company .....	0	XXX.....	XXX.....	0.....	0.....	0.....	XXX.....	XXX.....	0.....
0199999. Total Authorized - Affiliates - U.S. Intercompany Pooling		0	XXX	XXX	0	0	0	XXX	XXX	0
0499999. Total Authorized - Affiliates - U.S. Non-Pool		0	XXX	XXX	0	0	0	XXX	XXX	0
0799999. Total Authorized - Affiliates - Other (Non-U.S.)		0	XXX	XXX	0	0	0	XXX	XXX	0
0899999. Total Authorized - Affiliates		0	XXX	XXX	0	0	0	XXX	XXX	0
1499999. Total Authorized Excluding Protected Cells (Sum of 0899999, 0999999, 1099999, 1199999 and 1299999)		0	XXX	XXX	0	0	0	XXX	XXX	0
1899999. Total Unauthorized - Affiliates - U.S. Non-Pool		0	0	0	XXX	XXX	XXX	0	XXX	0
2199999. Total Unauthorized - Affiliates - Other (Non-U.S.)		0	0	0	XXX	XXX	XXX	0	XXX	0
2299999. Total Unauthorized - Affiliates		0	0	0	XXX	XXX	XXX	0	XXX	0
2899999. Total Unauthorized Excluding Protected Cells (Sum of 2299999, 2399999, 2499999, 2599999 and 2699999)		0	0	0	XXX	XXX	XXX	0	XXX	0
3299999. Total Certified - Affiliates - U.S. Non-Pool		XXX	XXX	XXX	XXX	XXX	XXX	XXX	0	0
3599999. Total Certified - Affiliates - Other (Non-U.S.)		XXX	XXX	XXX	XXX	XXX	XXX	XXX	0	0
3699999. Total Certified - Affiliates		XXX	XXX	XXX	XXX	XXX	XXX	XXX	0	0
4299999. Total Certified Excluding Protected Cells (Sum of 3699999, 3799999, 3899999, 3999999 and 4099999)		XXX	XXX	XXX	XXX	XXX	XXX	XXX	0	0
4699999. Total Reciprocal Jurisdiction - Affiliates - U.S. Non-Pool		0	XXX	XXX	0	0	0	XXX	XXX	0
4999999. Total Reciprocal Jurisdiction - Affiliates - Other (Non-U.S.)		0	XXX	XXX	0	0	0	XXX	XXX	0
5099999. Total Reciprocal Jurisdiction - Affiliates		0	XXX	XXX	0	0	0	XXX	XXX	0
5699999. Total Reciprocal Jurisdiction Excluding Protected Cells (Sum of 5099999, 5199999, 5299999, 5399999 and 5499999)		0	XXX	XXX	0	0	0	XXX	XXX	0
5799999. Total Authorized, Unauthorized, Reciprocal Jurisdiction and Certified Excluding Protected Cells (Sum of 1499999, 2899999, 4299999 and 5699999)		0	0	0	0	0	0	0	0	0
5899999. Total Protected Cells (Sum of 1399999, 2799999, 4199999 and 5599999)		0	0	0	0	0	0	0	0	0
9999999 Totals		0	0	0	0	0	0	0	0	0

# ANNUAL STATEMENT FOR THE YEAR 2024 OF THE GREAT AMERICAN ALLIANCE INSURANCE COMPANY

## SCHEDULE F - PART 4

**Issuing or Confirming Banks for Letters of Credit from Schedule F, Part 3 (\$000 Omitted)**

1 Issuing or Confirming Bank Reference Number Used in Col. 23 of Sch F Part 3	2  Letters of Credit Code	3  American Bankers Association (ABA) Routing Number	4  Issuing or Confirming Bank Name	5  Letters of Credit Amount
			NONE	

ANNUAL STATEMENT FOR THE YEAR 2024 OF THE GREAT AMERICAN ALLIANCE INSURANCE COMPANY

SCHEDULE F - PART 5

Interrogatories for Schedule F, Part 3 (000 Omitted)

A. Report the five largest provisional commission rates included in the cedant's reinsurance treaties. The commission rate to be reported is by contract with ceded premium in excess of \$50,000:

	1	2	3
	Name of Reinsurer	Commission Rate	Ceded Premium
1.	N/A – See Note 26 to Financial Statements .....	0.000 .....	0 .....
2.	.....	0.000 .....	0 .....
3.	.....	0.000 .....	0 .....
4.	.....	0.000 .....	0 .....
5.	.....	0.000 .....	0 .....

B. Report the five largest reinsurance recoverables reported in Schedule F, Part 3, Column 15, due from any one reinsurer (based on the total recoverables, Schedule F, Part 3,Line 9999999, Column 15), the amount of ceded premium, and indicate whether the recoverables are due from an affiliated insurer.

	1	2	3	4
	Name of Reinsurer	Total Recoverables	Ceded Premiums	Affiliated
6.	Great American Insurance Company .....	1,111,113 .....	518,141 .....	Yes [ X ] No [ ]
7.	.....	0 .....	0 .....	Yes [ ] No [ ]
8.	.....	0 .....	0 .....	Yes [ ] No [ ]
9.	.....	0 .....	0 .....	Yes [ ] No [ ]
10.	.....	0 .....	0 .....	Yes [ ] No [ ]

NOTE: Disclosure of the five largest provisional commission rates should exclude mandatory pools and joint underwriting associations.

SCHEDULE F - PART 6

Restatement of Balance Sheet to Identify Net Credit for Reinsurance

	1 As Reported (Net of Ceded)	2 Restatement Adjustments	3 Restated (Gross of Ceded)
ASSETS (Page 2, Col. 3)			
1. Cash and invested assets (Line 12) .....	31,707,596	0	31,707,596
2. Premiums and considerations (Line 15) .....	0	0	0
3. Reinsurance recoverable on loss and loss adjustment expense payments (Line 16.1) .....	0	0	0
4. Funds held by or deposited with reinsured companies (Line 16.2) .....	0	0	0
5. Other assets .....	260,320	0	260,320
6. Net amount recoverable from reinsurers .....	0	1,111,113,604	1,111,113,604
7. Protected cell assets (Line 27) .....	0	0	0
8. Totals (Line 28) .....	31,967,916	1,111,113,604	1,143,081,520
LIABILITIES (Page 3)			
9. Losses and loss adjustment expenses (Lines 1 through 3) .....	0	900,334,486	900,334,486
10. Taxes, expenses, and other obligations (Lines 4 through 8) .....	22,410	1,929,134	1,951,544
11. Unearned premiums (Line 9) .....	0	208,849,984	208,849,984
12. Advance premiums (Line 10) .....	0	0	0
13. Dividends declared and unpaid (Line 11.1 and 11.2) .....	0	0	0
14. Ceded reinsurance premiums payable (net of ceding commissions (Line 12) .....	0	0	0
15. Funds held by company under reinsurance treaties (Line 13) .....	0	0	0
16. Amounts withheld or retained by company for account of others (Line 14) .....	0	0	0
17. Provision for reinsurance (Line 16) .....	0	0	0
18. Other liabilities .....	0	0	0
19. Total liabilities excluding protected cell business (Line 26) .....	22,410	1,111,113,604	1,111,136,014
20. Protected cell liabilities (Line 27) .....	0	0	0
21. Surplus as regards policyholders (Line 37)	31,945,506	XXX	31,945,506
22. Totals (Line 38)	31,967,916	1,111,113,604	1,143,081,520

NOTE: Is the restatement of this exhibit the result of grossing up balances ceded to affiliates under 100 percent reinsurance or pooling arrangements? ..... Yes [ X ] No [ ]

If yes, give full explanation: See Note 26 to Financial Statements .....

Schedule H - Part 1 - Analysis of Underwriting Operations

**N O N E**

Schedule H - Part 2 - Reserves and Liabilities

**N O N E**

Schedule H - Part 3 - Test of Prior Year's Claim Reserves and Liabilities

**N O N E**

Schedule H - Part 4 - Reinsurance

**N O N E**

Schedule H - Part 5 - Health Claims

**N O N E**



Schedule P - Part 1A - Homeowners/Farmowners

**N O N E**

Schedule P - Part 1B - Private Passenger Auto Liability/Medical

**N O N E**

Schedule P - Part 1C - Commercial Auto/Truck Liability/Medical

**N O N E**

Schedule P - Part 1D - Workers' Compensation (Excluding Excess Workers' Compensation)

**N O N E**

Schedule P - Part 1E - Commercial Multiple Peril

**N O N E**

Schedule P - Part 1F - Section 1 - Medical Professional Liability - Occurrence

**N O N E**

Schedule P - Part 1F - Section 2 - Medical Professional Liability - Claims-Made

**N O N E**

Schedule P - Part 1G - Special Liability (Ocean Marine, Aircraft (all perils), Boiler and Machinery)

**N O N E**

Schedule P - Part 1H - Section 1 - Other Liability - Occurrence

**N O N E**

Schedule P - Part 1H - Section 2 - Other Liability - Claims-Made

**N O N E**

Schedule P - Part 1I - Special Property (Fire, Allied Lines...)

**N O N E**

Schedule P - Part 1J - Auto Physical Damage

**N O N E**

Schedule P - Part 1K - Fidelity/Surety

**N O N E**

Schedule P - Part 1L - Other (Including Credit, Accident and Health)

**N O N E**

Schedule P - Part 1M - International

**N O N E**

Schedule P - Part 1N - Reinsurance - Nonproportional Assumed Property

**N O N E**

Schedule P - Part 1O - Reinsurance - Nonproportional Assumed Liability

**N O N E**

Schedule P - Part 1P - Reinsurance - Nonproportional Assumed Financial Lines

**N O N E**

Schedule P - Part 1R - Section 1 - Products Liability - Occurrence

**N O N E**

Schedule P - Part 1R - Section 2 - Products Liability - Claims-Made

**N O N E**

Schedule P - Part 1S - Financial Guaranty/Mortgage Guaranty

**N O N E**

Schedule P - Part 1T - Warranty

**N O N E**

Schedule P - Part 1U - Pet Insurance Plans

**N O N E**

Schedule P - Part 2A - Homeowners/Farmowners

**N O N E**

Schedule P - Part 2B - Private Passenger Auto Liability/Medical

**N O N E**

Schedule P - Part 2C - Commercial Auto/Truck Liability/Medical

**N O N E**

Schedule P - Part 2D - Workers' Compensation (Excluding Excess Workers' Compensation)

**N O N E**

Schedule P - Part 2E - Commercial Multiple Peril

**N O N E**

Schedule P - Part 2F - Section 1 - Medical Professional Liability - Occurrence

**N O N E**

Schedule P - Part 2F - Section 2 - Medical Professional Liability - Claims-Made

**N O N E**

Schedule P - Part 2G - Special Liability (Ocean Marine, Aircraft (all perils), Boiler and Machinery)

**N O N E**

Schedule P - Part 2H - Section 1 - Other Liability - Occurrence

**N O N E**

Schedule P - Part 2H - Section 2- Other Liability - Claims-Made

**N O N E**

Schedule P - Part 2I - Special Property

**N O N E**

Schedule P - Part 2J - Auto Physical Damage

**N O N E**

Schedule P - Part 2K - Fidelity/Surety

**N O N E**

Schedule P - Part 2L - Other (Including Credit, Accident and Health)

**N O N E**

Schedule P - Part 2M - International

**N O N E**

Schedule P - Part 2N - Reinsurance - Nonproportional Assumed Property

**N O N E**

Schedule P - Part 2O - Reinsurance - Nonproportional Assumed Liability

**N O N E**

Schedule P - Part 2P - Reinsurance - Nonproportional Assumed Financial Lines

**N O N E**

Schedule P - Part 2R - Section 1 - Products Liability - Occurrence

**N O N E**

Schedule P - Part 2R - Section 2 - Products Liability - Claims-Made

**N O N E**

Schedule P - Part 2S - Financial Guaranty/Mortgage Guaranty

**N O N E**

Schedule P - Part 2T - Warranty

**N O N E**

Schedule P - Part 2U - Pet Insurance Plans

**N O N E**

Schedule P - Part 3A - Homeowners/Farmowners

**N O N E**

Schedule P - Part 3B - Private Passenger Auto Liability/Medical

**N O N E**

Schedule P - Part 3C - Commercial Auto/Truck Liability/Medical

**N O N E**

Schedule P - Part 3D - Workers' Compensation (Excluding Excess Workers' Compensation)

**N O N E**

Schedule P - Part 3E - Commercial Multiple Peril

**N O N E**

Schedule P - Part 3F - Section 1 - Medical Professional Liability - Occurrence

**N O N E**

Schedule P - Part 3F - Section 2 - Medical Professional Liability - Claims-Made

**N O N E**

Schedule P - Part 3G - Special Liability

**N O N E**

Schedule P - Part 3H - Section 1 - Other Liability - Occurrence

**N O N E**

Schedule P - Part 3H - Section 2 - Other Liability - Claims-Made

**N O N E**

Schedule P - Part 3I - Special Property

**N O N E**

Schedule P - Part 3J - Auto Physical Damage

**N O N E**

Schedule P - Part 3K - Fidelity/Surety

**N O N E**

Schedule P - Part 3L - Other (Including Credit, Accident and Health)

**N O N E**

Schedule P - Part 3M - International

**N O N E**

Schedule P - Part 3N - Reinsurance - Nonproportional Assumed Property

**N O N E**

Schedule P - Part 3O - Reinsurance - Nonproportional Assumed Liability

**N O N E**

Schedule P - Part 3P - Reinsurance - Nonproportional Assumed Financial Lines

**N O N E**

Schedule P - Part 3R - Section 1 - Product Liability - Occurrence

**N O N E**

Schedule P - Part 3R - Section 2 - Product Liability - Claims-Made

**N O N E**

Schedule P - Part 3S - Financial Guaranty/Mortgage Guaranty

**N O N E**

Schedule P - Part 3T - Warranty

**N O N E**

Schedule P - Part 3U - Pet Insurance Plans

**N O N E**

Schedule P - Part 4A - Homeowners/Farmowners

**N O N E**

Schedule P - Part 4B - Private Passenger Auto Liability/Medical

**N O N E**

Schedule P - Part 4C - Commercial Auto/Truck Liability/Medical

**N O N E**

Schedule P - Part 4D - Workers' Compensation (Excluding Excess Workers' Compensation)

**N O N E**

Schedule P - Part 4E - Commercial Multiple Peril

**N O N E**

Schedule P - Part 4F - Section 1 - Medical Professional Liability - Occurrence

**N O N E**

Schedule P - Part 4F - Section 2 - Medical Professional Liability - Claims-Made

**N O N E**

Schedule P - Part 4G - Special Liability

**N O N E**

Schedule P - Part 4H - Section 1 - Other Liability - Occurrence

**N O N E**

Schedule P - Part 4H - Section 2 - Other Liability - Claims-Made

**N O N E**

Schedule P - Part 4I - Special Property

**N O N E**

Schedule P - Part 4J - Auto Physical Damage

**N O N E**

Schedule P - Part 4K - Fidelity/Surety

**N O N E**

Schedule P - Part 4L - Other (Including Credit, Accident and Health)

**N O N E**

Schedule P - Part 4M - International

**N O N E**

Schedule P - Part 4N - Reinsurance - Nonproportional Assumed Property

**N O N E**

Schedule P - Part 4O - Reinsurance - Nonproportional Assumed Liability

**N O N E**

Schedule P - Part 4P - Reinsurance - Nonproportional Assumed Financial Lines

**N O N E**

Schedule P - Part 4R - Section 1 - Products Liability - Occurrence

**N O N E**

Schedule P - Part 4R - Section 2 - Products Liability - Claims-Made

**N O N E**

Schedule P - Part 4S - Financial Guaranty/Mortgage Guaranty

**N O N E**

Schedule P - Part 4T - Warranty

**N O N E**

Schedule P - Part 4U - Pet Insurance Plans

**N O N E**

Schedule P - Part 5A - Homeowners/Farmowners - Section 1

**N O N E**

Schedule P - Part 5A - Homeowners/Farmowners - Section 2

**N O N E**

Schedule P - Part 5A - Homeowners/Farmowners - Section 3

**N O N E**

Schedule P - Part 5B - Private Passenger Auto Liability/Medical - Section 1

**N O N E**

Schedule P - Part 5B - Private Passenger Auto Liability/Medical - Section 2

**N O N E**

Schedule P - Part 5B - Private Passenger Auto Liability/Medical - Section 3

**N O N E**

Schedule P - Part 5C - Commercial Auto/Truck Liability/Medical - Section 1

**N O N E**

Schedule P - Part 5C - Commercial Auto/Truck Liability/Medical - Section 2

**N O N E**

Schedule P - Part 5C - Commercial Auto/Truck Liability/Medical - Section 3

**N O N E**

Schedule P-Part 5D-Workers' Compensation (Excluding Excess Workers' Compensation)-Section 1

**N O N E**

Schedule P-Part 5D-Workers' Compensation (Excluding Excess Workers' Compensation)-Section 2

**N O N E**

Schedule P-Part 5D-Workers' Compensation (Excluding Excess Workers' Compensation)-Section 3

**N O N E**

Schedule P - Part 5E - Commercial Multiple Peril - Section 1

**N O N E**

Schedule P - Part 5E - Commercial Multiple Peril - Section 2

**N O N E**

Schedule P - Part 5E - Commercial Multiple Peril - Section 3

**N O N E**

Schedule P - Part 5F - Medical Professional Liability - Occurrence - Section 1A

**N O N E**

Schedule P - Part 5F - Medical Professional Liability - Occurrence - Section 2A

**N O N E**

Schedule P - Part 5F - Medical Professional Liability - Occurrence - Section 3A

**N O N E**

Schedule P - Part 5F - Medical Professional Liability - Claims-Made - Section 1B

**N O N E**

Schedule P - Part 5F - Medical Professional Liability - Claims-Made - Section 2B

**N O N E**



Schedule P - Part 5F - Medical Professional Liability - Claims-Made - Section 3B

**N O N E**

Schedule P - Part 5H - Other Liability - Occurrence - Section 1A

**N O N E**

Schedule P - Part 5H - Other Liability - Occurrence - Section 2A

**N O N E**

Schedule P - Part 5H - Other Liability - Occurrence - Section 3A

**N O N E**

Schedule P - Part 5H - Other Liability - Claims-Made - Section 1B

**N O N E**

Schedule P - Part 5H - Other Liability - Claims-Made - Section 2B

**N O N E**

Schedule P - Part 5H - Other Liability - Claims-Made - Section 3B

**N O N E**

Schedule P - Part 5R - Products Liability - Occurrence - Section 1A

**N O N E**

Schedule P - Part 5R - Products Liability - Occurrence - Section 2A

**N O N E**

Schedule P - Part 5R - Products Liability - Occurrence - Section 3A

**N O N E**

Schedule P - Part 5R - Products Liability - Claims-Made - Section 1B

**N O N E**

Schedule P - Part 5R - Products Liability - Claims-Made - Section 2B

**N O N E**

Schedule P - Part 5R - Products Liability - Claims-Made - Section 3B

**N O N E**

Schedule P - Part 5T - Warranty - Section 1

**N O N E**

Schedule P - Part 5T - Warranty - Section 2

**N O N E**

Schedule P - Part 5T - Warranty - Section 3

**N O N E**

Schedule P - Part 6C - Commercial Auto/Truck Liability/Medical - Section 1

**N O N E**

Schedule P - Part 6C - Commercial Auto/Truck Liability/Medical - Section 2

**N O N E**

Schedule P-Part 6D-Workers' Compensation (Excluding Excess Workers' Compensation)-Section 1

**N O N E**

Schedule P-Part 6D-Workers' Compensation (Excluding Excess Workers' Compensation)-Section 2

**N O N E**

Schedule P - Part 6E - Commercial Multiple Peril - Section 1

**N O N E**

Schedule P - Part 6E - Commercial Multiple Peril - Section 2

**N O N E**

Schedule P - Part 6H - Other Liability - Occurrence - Section 1A

**N O N E**

Schedule P - Part 6H - Other Liability - Occurrence - Section 2A

**N O N E**

Schedule P - Part 6H - Other Liability - Claims-Made - Section 1B

**N O N E**

Schedule P - Part 6H - Other Liability - Claims-Made - Section 2B

**N O N E**

Schedule P - Part 6M - International - Section 1

**N O N E**

Schedule P - Part 6M - International - Section 2

**N O N E**

Schedule P - Part 6N- Reinsurance A - Nonproportional Assumed Property - Section 1  
**N O N E**

Schedule P - Part 6N- Reinsurance A - Nonproportional Assumed Property - Section 2  
**N O N E**

Schedule P - Part 6O - Reinsurance B - Nonproportional Liability - Section 1  
**N O N E**

Schedule P - Part 6O - Reinsurance B - Nonproportional Assumed Liability - Section 2  
**N O N E**

Schedule P - Part 6R - Products Liability - Occurrence - Section 1A  
**N O N E**

Schedule P - Part 6R - Products Liability - Occurrence - Section 2A  
**N O N E**

Schedule P - Part 6R - Products Liability - Claims-Made - Section 1B  
**N O N E**

Schedule P - Part 6R - Products Liability - Claims-Made - Section 2B  
**N O N E**

Schedule P - Part 7A - Section 1 - Primary Loss Sensitive Contracts  
**N O N E**

Schedule P - Part 7A - Section 2 - Primary Loss Sensitive Contracts  
**N O N E**

Schedule P - Part 7A - Section 3 - Primary Loss Sensitive Contracts  
**N O N E**

Schedule P - Part 7A - Section 4 - Primary Loss Sensitive Contracts  
**N O N E**

Schedule P - Part 7A - Section 5 - Primary Loss Sensitive Contracts  
**N O N E**

Schedule P - Part 7B - Section 1 - Reinsurance Loss Sensitive Contracts  
**N O N E**

Schedule P - Part 7B - Section 2 - Reinsurance Loss Sensitive Contracts  
**N O N E**

Schedule P - Part 7B - Section 3 - Reinsurance Loss Sensitive Contracts  
**N O N E**

Schedule P - Part 7B - Section 4 - Reinsurance Loss Sensitive Contracts  
**N O N E**

Schedule P - Part 7B - Section 5 - Reinsurance Loss Sensitive Contracts  
**N O N E**

Schedule P - Part 7B - Section 6 - Reinsurance Loss Sensitive Contracts  
**N O N E**

Schedule P - Part 7B - Section 7 - Reinsurance Loss Sensitive Contracts  
**N O N E**

ANNUAL STATEMENT FOR THE YEAR 2024 OF THE GREAT AMERICAN ALLIANCE INSURANCE COMPANY

SCHEDULE P INTERROGATORIES

1. The following questions relate to yet-to-be-issued Extended Reporting Endorsements (EREs) arising from Death, Disability, or Retirement (DDR) provisions in Medical Professional Liability Claims Made insurance policies. EREs provided for reasons other than DDR are not to be included.
- 1.1 Does the company issue Medical Professional Liability Claims Made insurance policies that provide tail (also known as an extended reporting endorsement, or “ERE”) benefits in the event of Death, Disability, or Retirement (DDR) at a reduced charge or at no additional cost? ..... Yes [ ] No [ X ]  
If the answer to question 1.1 is “no”, leave the following questions blank. If the answer to question 1.1 is “yes”, please answer the following questions:
- 1.2 What is the total amount of the reserve for that provision (DDR Reserve), as reported, explicitly or not, elsewhere in this statement (in dollars)? .....\$ .....0
- 1.3 Does the company report any DDR reserve as Unearned Premium Reserve per SSAP #65? ..... Yes [ ] No [ X ]
- 1.4 Does the company report any DDR reserve as loss or loss adjustment expense reserve? ..... Yes [ ] No [ X ]
- 1.5 If the company reports DDR reserve as Unearned Premium Reserve, does that amount match the figure on the Underwriting and Investment Exhibit, Part 1A - Recapitulation of all Premiums (Page 7) Column 2, Lines 11.1 plus 11.2? ..... Yes [ ] No [ ] N/A [ X ]
- 1.6 If the company reports DDR reserve as loss or loss adjustment expense reserve, please complete the following table corresponding to where these reserves are reported in Schedule P:

Years in Which Premiums Were Earned and Losses Were Incurred		DDR Reserve Included in Schedule P, Part 1F, Medical Professional Liability Column 24: Total Net Losses and Expenses Unpaid	
		1 Section 1: Occurrence	2 Section 2: Claims-Made
1.601	Prior .....	0	0
1.602	2015 .....	0	0
1.603	2016 .....	0	0
1.604	2017 .....	0	0
1.605	2018 .....	0	0
1.606	2019 .....	0	0
1.607	2020 .....	0	0
1.608	2021 .....	0	0
1.609	2022 .....	0	0
1.610	2023 .....	0	0
1.611	2024 .....	0	0
1.612	Totals .....	0	0

2. The definition of allocated loss adjustment expenses (ALAE) and, therefore, unallocated loss adjustment expenses (ULAE) was changed effective January 1, 1998. This change in definition applies to both paid and unpaid expenses. Are these expenses (now reported as “Defense and Cost Containment” and “Adjusting and Other” ) reported in compliance with these definitions in this statement? ..... Yes [ X ] No [ ]
3. The Adjusting and Other expense payments and reserves should be allocated to the years in which the losses were incurred based on the number of claims reported, closed and outstanding in those years. When allocating Adjusting and Other expense between companies in a group or a pool, the Adjusting and Other expense should be allocated in the same percentage used for the loss amounts and the claim counts. For reinsurers, Adjusting and Other expense assumed should be reported according to the reinsurance contract. For Adjusting and Other expense incurred by reinsurers, or in those situations where suitable claim count information is not available, Adjusting and Other expense should be allocated by a reasonable method determined by the company and described in Interrogatory 7, below. Are they so reported in this Statement? ..... Yes [ X ] No [ ]
4. Do any lines in Schedule P include reserves that are reported gross of any discount to present value of future payments, and that are reported net of such discounts on Page 10? ..... Yes [ ] No [ X ]  
  
If yes, proper disclosure must be made in the Notes to Financial Statements, as specified in the Instructions. Also, the discounts must be reported in Schedule P - Part 1, Columns 32 and 33. Schedule P must be completed gross of non-tabular discounting. Work papers relating to discount calculations must be available for examination upon request.  
Discounting is allowed only if expressly permitted by the state insurance department to which this Annual Statement is being filed.
5. What were the net premiums in force at the end of the year for:  
(in thousands of dollars)  

5.1 Fidelity .....0

5.2 Surety .....0
6. Claim count information is reported per claim or per claimant (Indicate which). .....  
If not the same in all years, explain in Interrogatory 7.
- 7.1 The information provided in Schedule P will be used by many persons to estimate the adequacy of the current loss and expense reserves, among other things. Are there any especially significant events, coverage, retention or accounting changes that have occurred that must be considered when making such analyses? ..... Yes [ X ] No [ ]
- 7.2 (An extended statement may be attached.)  
This Company participates in a pooling agreement. (See Note 26). .....

SCHEDULE T - PART 2  
INTERSTATE COMPACT - EXHIBIT OF PREMIUMS WRITTEN

Allocated by States and Territories

States, Etc.			Direct Business Only			
			1	2	3	4
			Life (Group and Individual)	Annuities (Group and Individual)	Disability Income (Group and Individual)	Long-Term Care (Group and Individual)
						5
						Deposit-Type Contracts
						6
						Totals
1.	Alabama .....	AL				
2.	Alaska .....	AK				
3.	Arizona .....	AZ				
4.	Arkansas .....	AR				
5.	California .....	CA				
6.	Colorado .....	CO				
7.	Connecticut .....	CT				
8.	Delaware .....	DE				
9.	District of Columbia .....	DC				
10.	Florida .....	FL				
11.	Georgia .....	GA				
12.	Hawaii .....	HI				
13.	Idaho .....	ID				
14.	Illinois .....	IL				
15.	Indiana .....	IN				
16.	Iowa .....	IA				
17.	Kansas .....	KS				
18.	Kentucky .....	KY				
19.	Louisiana .....	LA				
20.	Maine .....	ME				
21.	Maryland .....	MD				
22.	Massachusetts .....	MA				
23.	Michigan .....	MI				
24.	Minnesota .....	MN				
25.	Mississippi .....	MS				
26.	Missouri .....	MO				
27.	Montana .....	MT				
28.	Nebraska .....	NE				
29.	Nevada .....	NV				
30.	New Hampshire .....	NH				
31.	New Jersey .....	NJ				
32.	New Mexico .....	NM				
33.	New York .....	NY				
34.	North Carolina .....	NC				
35.	North Dakota .....	ND				
36.	Ohio .....	OH				
37.	Oklahoma .....	OK				
38.	Oregon .....	OR				
39.	Pennsylvania .....	PA				
40.	Rhode Island .....	RI				
41.	South Carolina .....	SC				
42.	South Dakota .....	SD				
43.	Tennessee .....	TN				
44.	Texas .....	TX				
45.	Utah .....	UT				
46.	Vermont .....	VT				
47.	Virginia .....	VA				
48.	Washington .....	WA				
49.	West Virginia .....	WV				
50.	Wisconsin .....	WI				
51.	Wyoming .....	WY				
52.	American Samoa .....	AS				
53.	Guam .....	GU				
54.	Puerto Rico .....	PR				
55.	U.S. Virgin Islands .....	VI				
56.	Northern Mariana Islands .....	MP				
57.	Canada .....	CAN				
58.	Aggregate Other Alien .....	OT				
59.	Total					

NONE

ANNUAL STATEMENT FOR THE YEAR 2024 OF THE GREAT AMERICAN ALLIANCE INSURANCE COMPANY

SCHEDULE Y

PART 1A - DETAIL OF INSURANCE HOLDING COMPANY SYSTEM

1	2	3	4	5	6	7	8	9	10	11	12	13	14	15	16
Group Code	Group Name	NAIC Company Code	ID Number	Federal RSSD	CIK	Name of Securities Exchange if Publicly Traded (U.S. or International)	Names of Parent, Subsidiaries Or Affiliates	Domi-ciliary Location	Relation-ship to Reporting Entity	Directly Controlled by (Name of Entity/Person)	Type of Control (Ownership, Board, Management, Attorney-in-Fact, Influence, Other)	If Control is Ownership Provide Percen-tage	Ultimate Controlling Entity(ies)/Person(s)	Is an SCA Filing Re-quired? (Yes/No)	*
.0000		.00000	31-1544320	0	0001042046	NYSE	American Financial Group, Inc.	..OH	UIP		Ownership	0.000		..NO	0
.0000		.00000	86-3438529	0	0		AFG Real Estate Holding Company, LLC	..OH	NIA	American Financial Group, Inc.	Ownership	100.000	American Financial Group, Inc.	..NO	0
.0000		.00000	84-4395026	0	0		Bay Bridge Holding Company, LLC	..MD	NIA	AFG Real Estate Holding Company, LLC	Ownership	65.000	American Financial Group, Inc.	..NO	1
.0000		.00000	84-4395026	0	0		Bay Bridge Holding Company, LLC	..MD	NIA	Great American Insurance Company	Ownership	35.000	American Financial Group, Inc.	..NO	1
							Bay Bridge Marina Hemingway's Restaurant, LLC								
.0000		.00000	27-4078277	0	0			..MD	NIA	Bay Bridge Holding Company, LLC	Ownership	85.000	American Financial Group, Inc.	..NO	0
.0000		.00000	27-0513333	0	0		Bay Bridge Marina Management, LLC	..MD	NIA	Bay Bridge Holding Company, LLC	Ownership	85.000	American Financial Group, Inc.	..NO	0
.0000		.00000	20-4604276	0	0		GALIC – Bay Bridge Marina, LLC	..MD	NIA	Bay Bridge Marina Management, LLC	Ownership	100.000	American Financial Group, Inc.	..NO	0
.0000		.00000	84-3355051	0	0		Charleston Harbor Holding Company, LLC	..SC	NIA	AFG Real Estate Holding Company, LLC	Ownership	50.000	American Financial Group, Inc.	..NO	1
.0000		.00000	84-3355051	0	0		Charleston Harbor Holding Company, LLC	..SC	NIA	Great American Insurance Company	Ownership	50.000	American Financial Group, Inc.	..NO	1
.0000		.00000	81-3737639	0	0		Charleston Harbor Fishing, LLC	..SC	NIA	Charleston Harbor Holding Company, LLC	Ownership	100.000	American Financial Group, Inc.	..NO	0
.0000		.00000	84-4574243	0	0		Mountain View Grand Holding Company, LLC	..NH	NIA	AFG Real Estate Holding Company, LLC	Ownership	65.000	American Financial Group, Inc.	..NO	1
.0000		.00000	84-4574243	0	0		Mountain View Grand Holding Company, LLC	..NH	NIA	Great American Insurance Company	Ownership	35.000	American Financial Group, Inc.	..NO	1
.0000		.00000	86-3225970	0	0		Sailfish Holding Company, LLC	..FL	NIA	AFG Real Estate Holding Company, LLC	Ownership	100.000	American Financial Group, Inc.	..NO	0
.0000		.00000	84-2654660	0	0		Skipjack Holding Company, LLC	..MD	NIA	AFG Real Estate Holding Company, LLC	Ownership	100.000	American Financial Group, Inc.	..NO	0
.0000		.00000	52-2179330	0	0		Skipjack Marina Corp.	..MD	NIA	Skipjack Holding Company, LLC	Ownership	100.000	American Financial Group, Inc.	..NO	0
.0000		.00000	31-0996797	0	0		American Financial Enterprises, Inc.	..CT	NIA	American Financial Group, Inc.	Ownership	100.000	American Financial Group, Inc.	..NO	0
.0000		.00000	31-0828578	0	0		American Money Management Corporation	..OH	NIA	American Financial Group, Inc.	Ownership	100.000	American Financial Group, Inc.	..NO	0
.0000		.00000	27-1577326	0	0		American Real Estate Capital Company, LLC	..OH	NIA	American Money Management Corporation	Ownership	100.000	American Financial Group, Inc.	..NO	0
.0000		.00000	27-2829629	0	0		Mid-Market Capital Partners, LLC	..DE	NIA	American Money Management Corporation	Ownership	100.000	American Financial Group, Inc.	..NO	0
.0000		.00000	41-2112001	0	0		APU Holding Company	..OH	NIA	American Financial Group, Inc.	Ownership	100.000	American Financial Group, Inc.	..NO	0
.0000		.00000	23-6000765	0	0		APU Consolidated, Inc.	..PA	NIA	APU Holding Company	Ownership	100.000	American Financial Group, Inc.	..NO	0
.0000		.00000	13-6400464	0	0		Lehigh Valley Railroad Company	..PA	NIA	American Premier Underwriters, Inc.	Ownership	100.000	American Financial Group, Inc.	..NO	0
.0000		.00000	46-1665396	0	0		Pennsylvania Lehigh Oil & Gas Holdings LLC	..PA	NIA	Lehigh Valley Railroad Company	Ownership	100.000	American Financial Group, Inc.	..NO	0
.0000		.00000	20-1548213	0	0		Magnolia Alabama Holdings, Inc.	..DE	NIA	American Premier Underwriters, Inc.	Ownership	100.000	American Financial Group, Inc.	..NO	0
.0000		.00000	20-1574094	0	0		Magnolia Alabama Holdings LLC	..AL	NIA	Magnolia Alabama Holdings, Inc.	Ownership	100.000	American Financial Group, Inc.	..NO	0
.0000		.00000	46-1852532	0	0		Michigan Oil & Gas Holdings, LLC	..MI	NIA	American Premier Underwriters, Inc.	Ownership	100.000	American Financial Group, Inc.	..NO	0
.0000		.00000	46-1480078	0	0		Ohio Oil & Gas Holdings, LLC	..OH	NIA	American Premier Underwriters, Inc.	Ownership	100.000	American Financial Group, Inc.	..NO	0
.0000		.00000	13-6021353	0	0		The Owasco River Railway, Inc.	..NY	NIA	American Premier Underwriters, Inc.	Ownership	100.000	American Financial Group, Inc.	..NO	0
.0000		.00000	76-0080537	0	0		PCC Technical Industries, Inc.	..DE	NIA	American Premier Underwriters, Inc.	Ownership	100.000	American Financial Group, Inc.	..NO	0
.0000		.00000	46-3246684	0	0		Pennsylvania Oil & Gas Holdings, LLC	..PA	NIA	American Premier Underwriters, Inc.	Ownership	100.000	American Financial Group, Inc.	..NO	0
.0000		.00000	23-6000766	0	0		Pennsylvania-Reading Seashore Lines	..NJ	NIA	American Premier Underwriters, Inc.	Ownership	66.670	American Financial Group, Inc.	..NO	0
.0000		.00000	98-1073776	0	0		GAI Insurance Company, Ltd.	..BMU	IA	APU Holding Company	Ownership	100.000	American Financial Group, Inc.	..NO	0
.0000		.00000	31-1446308	0	0		Hangar Acquisition Corp.	..OH	NIA	APU Holding Company	Ownership	100.000	American Financial Group, Inc.	..NO	0
.0000		.00000	91-1242743	0	0		Premier Lease & Loan Services Insurance Agency, Inc.	..WA	NIA	APU Holding Company	Ownership	100.000	American Financial Group, Inc.	..NO	0
							Premier Lease & Loan Services of Canada, Inc.								
.0000		.00000	91-1508644	0	0			..WA	NIA	APU Holding Company	Ownership	100.000	American Financial Group, Inc.	..NO	0
.0000		.00000	31-0823725	0	0		Dixie Terminal Corporation	..OH	NIA	American Financial Group, Inc.	Ownership	100.000	American Financial Group, Inc.	..NO	0
.0000		.00000	06-1356481	0	0		Great American Financial Resources, Inc.	..DE	NIA	American Financial Group, Inc.	Ownership	100.000	American Financial Group, Inc.	..NO	0
.0000		.00000	34-1017531	0	0		Ceres Group, Inc.	..DE	NIA	Great American Financial Resources, Inc.	Ownership	100.000	American Financial Group, Inc.	..NO	0
.0000		.00000	47-0717079	0	0		Continental General Corporation	..NE	NIA	Ceres Group, Inc.	Ownership	100.000	American Financial Group, Inc.	..NO	0
.0000		.00000	34-1947042	0	0		QQAAgency of Texas, Inc.	..TX	NIA	Ceres Group, Inc.	Ownership	100.000	American Financial Group, Inc.	..NO	0
.0000		.00000	20-1246122	0	0		Brothers Management, LLC	..FL	NIA	Great American Financial Resources, Inc.	Ownership	100.000	American Financial Group, Inc.	..NO	0
.0000		.00000	31-1391777	0	0		GALIC Brothers, Inc.	..OH	NIA	Great American Financial Resources, Inc.	Ownership	100.000	American Financial Group, Inc.	..NO	0
.0000		.00000		0	0		Helium Holdings Limited	..BMU	NIA	American Financial Group, Inc.	Ownership	100.000	American Financial Group, Inc.	..NO	0
.0000		.00000	31-0686194	0	0		One East Fourth, Inc.	..OH	NIA	American Financial Group, Inc.	Ownership	100.000	American Financial Group, Inc.	..NO	0
.0000		.00000	31-1119320	0	0		TEJ Holdings, Inc.	..OH	NIA	American Financial Group, Inc.	Ownership	100.000	American Financial Group, Inc.	..NO	0
.0000		.00000	31-0728327	0	0		Three East Fourth, Inc.	..OH	NIA	American Financial Group, Inc.	Ownership	100.000	American Financial Group, Inc.	..NO	0

ANNUAL STATEMENT FOR THE YEAR 2024 OF THE GREAT AMERICAN ALLIANCE INSURANCE COMPANY

SCHEDULE Y

PART 1A - DETAIL OF INSURANCE HOLDING COMPANY SYSTEM

1	2	3	4	5	6	7	8	9	10	11	12	13	14	15	16
Group Code	Group Name	NAIC Company Code	ID Number	Federal RSSD	CIK	Name of Securities Exchange if Publicly Traded (U.S. or International)	Names of Parent, Subsidiaries Or Affiliates	Domi-ciliary Location	Relation-ship to Reporting Entity	Directly Controlled by (Name of Entity/Person)	Type of Control (Ownership, Board, Management, Attorney-in-Fact, Influence, Other)	If Control is Owner-ship Provide Percen-tage	Ultimate Controlling Entity(ies)/Person(s)	Is an SCA Filing Re-quired? (Yes/No)	*
.0000		.00000	81-4361220	0	0		Verikai Inc.	..DE	..NIA	American Financial Group, Inc.	Ownership	100.000	American Financial Group, Inc.	..NO	0
.0000		.00000	42-1575938	0	0		Great American Holding, Inc.	..OH	..NIA	American Financial Group, Inc.	Ownership	100.000	American Financial Group, Inc.	..NO	0
.0000		.00000	80-0333563	0	0		ABA Insurance Services, Inc.	..OH	..NIA	Great American Holding, Inc.	Ownership	100.000	American Financial Group, Inc.	..NO	0
.0000		.00000	99-3256614	0	0		Invictus Analytics, LLC	..OH	..NIA	ABA Insurance Services, Inc.	Ownership	100.000	American Financial Group, Inc.	..NO	0
.0000		.00000	27-3062314	0	0		Agricultural Services, LLC	..OH	..NIA	Great American Holding, Inc.	Ownership	100.000	American Financial Group, Inc.	..NO	0
.0000		.00000	39-1404033	0	0		Farmers Crop Insurance Alliance, Inc.	..KS	..NIA	Great American Holding, Inc.	Ownership	100.000	American Financial Group, Inc.	..NO	0
.0000		.00000	37-1122370	0	0		Crop Risk Services, Inc.	..IL	..NIA	Farmers Crop Insurance Alliance, Inc.	Ownership	100.000	American Financial Group, Inc.	..NO	0
.0084	American Financial Group, Inc.	10646	36-4079497	0	0		Great American Contemporary Insurance Company	..OH	..IA	Great American Holding, Inc.	Ownership	100.000	American Financial Group, Inc.	..NO	0
.0084	American Financial Group, Inc.	10335	59-3269531	0	0		Bridgefield Casualty Insurance Company	..FL	..IA	Great American Contemporary Insurance Company	Ownership	100.000	American Financial Group, Inc.	..NO	0
.0084	American Financial Group, Inc.	10701	59-1835212	0	0		Bridgefield Employers Insurance Company	..FL	..IA	Great American Contemporary Insurance Company	Ownership	100.000	American Financial Group, Inc.	..NO	0
.0084	American Financial Group, Inc.	16618	83-1694393	0	0		Bridgefield Indemnity Insurance Company	..OH	..IA	Great American Contemporary Insurance Company	Ownership	100.000	American Financial Group, Inc.	..NO	0
.0084	American Financial Group, Inc.	22179	95-2801326	0	0		Republic Indemnity Company of America	..CA	..IA	Great American Contemporary Insurance Company	Ownership	100.000	American Financial Group, Inc.	..NO	0
.0084	American Financial Group, Inc.	43753	31-1054123	0	0		Republic Indemnity Company of California	..CA	..IA	Republic Indemnity Company of America	Ownership	100.000	American Financial Group, Inc.	..NO	0
.0000		.00000		0	0		Great American Holding (Europe) Limited	..GBR	..NIA	Great American Holding, Inc.	Ownership	100.000	American Financial Group, Inc.	..NO	0
.0000		.00000		0	0		Great American Europe Limited	..GBR	..NIA	Great American Holding (Europe) Limited	Ownership	100.000	American Financial Group, Inc.	..NO	0
.0000		.00000	AA-1784136	0	0		Great American International Insurance (EU) Designated Activity Company	..IRL	..IA	Great American Europe Limited	Ownership	100.000	American Financial Group, Inc.	..NO	0
.0000		.00000	AA-1120817	0	0		Great American International Insurance (UK) Limited	..GBR	..IA	Great American Europe Limited	Ownership	100.000	American Financial Group, Inc.	..NO	0
.0084	American Financial Group, Inc.	23418	73-0556513	0	0		Mid-Continent Casualty Company	..OH	..IA	Great American Holding, Inc.	Ownership	100.000	American Financial Group, Inc.	..NO	0
.0084	American Financial Group, Inc.	15380	73-1406844	0	0		Mid-Continent Assurance Company	..OH	..IA	Mid-Continent Casualty Company	Ownership	100.000	American Financial Group, Inc.	..NO	0
.0084	American Financial Group, Inc.	13794	38-3803661	0	0		Mid-Continent Excess and Surplus Insurance Company	..OH	..IA	Mid-Continent Casualty Company	Ownership	100.000	American Financial Group, Inc.	..NO	0
.0000		.00000	30-0571535	0	0		Mid-Continent Specialty Insurance Services, Inc.	..OK	..NIA	Mid-Continent Casualty Company	Ownership	100.000	American Financial Group, Inc.	..NO	0
.0084	American Financial Group, Inc.	23426	73-0773259	0	0		Oklahoma Surety Company	..OH	..IA	Mid-Continent Casualty Company	Ownership	100.000	American Financial Group, Inc.	..NO	0
.0000		.00000	34-1607394	0	0		National Interstate Corporation	..OH	..NIA	Great American Holding, Inc.	Ownership	100.000	American Financial Group, Inc.	..NO	0
.0000		.00000	34-1899058	0	0		American Highways Insurance Agency, Inc.	..OH	..NIA	National Interstate Corporation	Ownership	100.000	American Financial Group, Inc.	..NO	0
.0000		.00000	31-1548235	0	0		Explorer RV Insurance Agency, Inc.	..OH	..NIA	National Interstate Corporation	Ownership	100.000	American Financial Group, Inc.	..NO	0
.0000		.00000	98-0191335	0	0		Hudson Indemnity, Ltd.	..CYM	..IA	National Interstate Corporation	Ownership	100.000	American Financial Group, Inc.	..NO	0
.0000		.00000	34-1607396	0	0		National Interstate Insurance Agency, Inc.	..OH	..NIA	National Interstate Corporation	Ownership	100.000	American Financial Group, Inc.	..NO	0
.0000		.00000	36-4670968	0	0		Commercial For Hire Transportation Purchasing Group	..SC	..NIA	National Interstate Insurance Agency, Inc.	Management	0.000	American Financial Group, Inc.	..NO	2
.0084	American Financial Group, Inc.	32620	34-1607395	0	0		National Interstate Insurance Company	..OH	..IA	National Interstate Corporation	Ownership	100.000	American Financial Group, Inc.	..NO	0
.0084	American Financial Group, Inc.	11051	99-0345306	0	0		National Interstate Insurance Company of Hawaii, Inc.	..OH	..IA	National Interstate Insurance Company	Ownership	100.000	American Financial Group, Inc.	..NO	0
.0000		.00000	43-1254631	0	0		TransProtection Service Company	..MO	..NIA	National Interstate Insurance Company	Ownership	100.000	American Financial Group, Inc.	..NO	0
.0084	American Financial Group, Inc.	41106	95-3623282	0	0		Triumphe Casualty Company	..OH	..IA	National Interstate Insurance Company	Ownership	100.000	American Financial Group, Inc.	..NO	0
.0084	American Financial Group, Inc.	21172	86-0114294	0	0		Vanliner Insurance Company	..OH	..IA	National Interstate Insurance Company	Ownership	100.000	American Financial Group, Inc.	..NO	0
.0000		.00000	20-5546054	0	0		Safety Claims & Litigation Services, LLC	..MT	..NIA	National Interstate Corporation	Ownership	100.000	American Financial Group, Inc.	..NO	0
.0000		.00000	46-4570914	0	0		Safety, Claims and Litigation Services, LLC	..OH	..NIA	National Interstate Corporation	Ownership	100.000	American Financial Group, Inc.	..NO	0
.0000		.00000	87-1038842	0	0		Radion Insurance Holdings, LLC	..DE	..NIA	Great American Holding, Inc.	Ownership	32.000	American Financial Group, Inc.	..NO	0
.0000		.00000	87-1053786	0	0		Radion Health, Inc.	..DE	..NIA	Radion Insurance Holdings, LLC	Ownership	100.000	American Financial Group, Inc.	..NO	0
.0000		.00000		0	0		Radion Re, Inc.	..CYM	..IA	Radion Insurance Holdings, LLC	Ownership	100.000	American Financial Group, Inc.	..NO	0
.0000		.00000	59-1683711	0	0		Summit Consulting, LLC	..FL	..NIA	Great American Holding, Inc.	Ownership	100.000	American Financial Group, Inc.	..NO	0
.0000		.00000	59-3385208	0	0		Heritage Summit Healthcare, LLC	..FL	..NIA	Summit Consulting, LLC	Ownership	100.000	American Financial Group, Inc.	..NO	0



ANNUAL STATEMENT FOR THE YEAR 2024 OF THE GREAT AMERICAN ALLIANCE INSURANCE COMPANY

SCHEDULE Y

PART 1A - DETAIL OF INSURANCE HOLDING COMPANY SYSTEM

1	2	3	4	5	6	7	8	9	10	11	12	13	14	15	16
Group Code	Group Name	NAIC Company Code	ID Number	Federal RSSD	CIK	Name of Securities Exchange if Publicly Traded (U.S. or International)	Names of Parent, Subsidiaries Or Affiliates	Domi-ciliary Location	Relation-ship to Reporting Entity	Directly Controlled by (Name of Entity/Person)	Type of Control (Ownership, Board, Management, Attorney-in-Fact, Influence, Other)	If Control is Ownership Provide Percen-tage	Ultimate Controlling Entity(ies)/Person(s)	Is an SCA Filing Re-quired? (Yes/No)	*
.0084 ...	American Financial Group, Inc. ....	.....16691 ...	31-0501234 ..	0 .....	0 .....	.....	Great American Insurance Company .....	..OH.....	UDF.....	American Financial Group, Inc. ....	Ownership.....	100.000 ...	American Financial Group, Inc. ....	...NO.....	...0 .....
.0084 ...	American Financial Group, Inc. ....	.....37990 ...	31-0973761 ..	0 .....	0 .....	.....	American Empire Insurance Company .....	..OH.....	IA.....	Great American Insurance Company .....	Ownership.....	100.000 ...	American Financial Group, Inc. ....	...NO.....	...0 .....
.0000 ...	.....	.....00000 ...	31-1463075 ..	0 .....	0 .....	.....	American Signature Underwriters, Inc. ....	..OH.....	NIA.....	Great American Insurance Company .....	Ownership.....	100.000 ...	American Financial Group, Inc. ....	...NO.....	...0 .....
.0000 ...	.....	.....00000 ...	59-2840291 ..	0 .....	0 .....	.....	Brothers Property Corporation .....	..OH.....	NIA.....	Great American Insurance Company .....	Ownership.....	100.000 ...	American Financial Group, Inc. ....	...NO.....	...0 .....
.0000 ...	.....	.....00000 ...	59-2840294 ..	0 .....	0 .....	.....	Brothers Property Management Corporation ...	..OH.....	NIA.....	Brothers Property Corporation .....	Ownership.....	100.000 ...	American Financial Group, Inc. ....	...NO.....	...0 .....
.0000 ...	.....	.....00000 ...	31-1277904 ..	0 .....	0 .....	.....	Crop Managers Insurance Agency, Inc. ....	..KS.....	NIA.....	Great American Insurance Company .....	Ownership.....	100.000 ...	American Financial Group, Inc. ....	...NO.....	...0 .....
.0000 ...	.....	.....00000 ...	83-1767590 ..	0 .....	0 .....	.....	CropSurance Agency, LLC .....	..OH.....	NIA.....	Great American Insurance Company .....	Ownership.....	100.000 ...	American Financial Group, Inc. ....	...NO.....	...0 .....
.0000 ...	.....	.....00000 ...	31-0589001 ..	0 .....	0 .....	.....	Dempsey & Siders Agency, Inc. ....	..OH.....	NIA.....	Great American Insurance Company .....	Ownership.....	100.000 ...	American Financial Group, Inc. ....	...NO.....	...0 .....
.0000 ...	.....	.....00000 ...	84-2358400 ..	0 .....	0 .....	.....	Human and Social Services Risk Purchasing Group, LLC .....	..OH.....	NIA.....	Dempsey & Siders Agency, Inc. ....	Ownership.....	100.000 ...	American Financial Group, Inc. ....	...NO.....	...0 .....
.0000 ...	.....	.....00000 ...	31-1341668 ..	0 .....	0 .....	.....	Eden Park Insurance Brokers, Inc. ....	..CA.....	NIA.....	Great American Insurance Company .....	Ownership.....	100.000 ...	American Financial Group, Inc. ....	...NO.....	...0 .....
.0000 ...	.....	.....00000 ...	.....	0 .....	0 .....	.....	El Aguila, Compañía de Seguros, S.A. de C.V.	.....	.....	.....	.....	.....	.....	.....	.....
.0000 ...	.....	.....00000 ...	.....	0 .....	0 .....	.....	.....	..MEX.....	IA.....	Great American Insurance Company .....	Ownership.....	100.000 ...	American Financial Group, Inc. ....	...YES.....	...0 .....
.0000 ...	.....	.....00000 ...	.....	0 .....	0 .....	.....	Foreign Credit Insurance Association .....	..NY.....	OTH.....	Great American Insurance Company .....	Management.....	0.000 ...	American Financial Group, Inc. ....	...NO.....	...2 .....
.0000 ...	.....	.....00000 ...	81-0814136 ..	0 .....	0 .....	.....	GAI Mexico Holdings, LLC .....	..DE.....	NIA.....	Great American Insurance Company .....	Ownership.....	100.000 ...	American Financial Group, Inc. ....	...NO.....	...0 .....
.0000 ...	.....	.....00000 ...	31-1753938 ..	0 .....	0 .....	.....	GAI Warranty Company .....	..OH.....	NIA.....	Great American Insurance Company .....	Ownership.....	100.000 ...	American Financial Group, Inc. ....	...NO.....	...0 .....
.0000 ...	.....	.....00000 ...	31-1765544 ..	0 .....	0 .....	.....	GAI Warranty Company of Florida .....	..FL.....	NIA.....	GAI Warranty Company .....	Ownership.....	100.000 ...	American Financial Group, Inc. ....	...NO.....	...0 .....
.0000 ...	.....	.....00000 ...	61-1329718 ..	0 .....	0 .....	.....	Global Premier Finance Company .....	..OH.....	NIA.....	Great American Insurance Company .....	Ownership.....	100.000 ...	American Financial Group, Inc. ....	...NO.....	...0 .....
.0084 ...	American Financial Group, Inc. ....	.....26832 ...	95-1542353 ..	0 .....	0 .....	.....	Great American Alliance Insurance Company ...	..OH.....	RE.....	Great American Insurance Company .....	Ownership.....	100.000 ...	American Financial Group, Inc. ....	...NO.....	...0 .....
.0084 ...	American Financial Group, Inc. ....	.....26344 ...	15-6020948 ..	0 .....	0 .....	.....	Great American Assurance Company .....	..OH.....	IA.....	Great American Insurance Company .....	Ownership.....	100.000 ...	American Financial Group, Inc. ....	...NO.....	...0 .....
.0084 ...	American Financial Group, Inc. ....	.....39896 ...	61-0983091 ..	0 .....	0 .....	.....	Great American Casualty Insurance Company ..	..OH.....	IA.....	Great American Insurance Company .....	Ownership.....	100.000 ...	American Financial Group, Inc. ....	...NO.....	...0 .....
.0084 ...	American Financial Group, Inc. ....	.....37532 ...	31-0954439 ..	0 .....	0 .....	.....	Great American E & S Insurance Company .....	..OH.....	IA.....	Great American Insurance Company .....	Ownership.....	100.000 ...	American Financial Group, Inc. ....	...NO.....	...0 .....
.0084 ...	American Financial Group, Inc. ....	.....41858 ...	31-1036473 ..	0 .....	0 .....	.....	Great American Fidelity Insurance Company ...	..OH.....	IA.....	Great American Insurance Company .....	Ownership.....	100.000 ...	American Financial Group, Inc. ....	...NO.....	...0 .....
.0000 ...	.....	.....00000 ...	31-1652643 ..	0 .....	0 .....	.....	Great American Insurance Agency, Inc. ....	..OH.....	NIA.....	Great American Insurance Company .....	Ownership.....	100.000 ...	American Financial Group, Inc. ....	...NO.....	...0 .....
.0084 ...	American Financial Group, Inc. ....	.....22136 ...	13-5539046 ..	0 .....	0 .....	.....	Great American Insurance Company of New York	.....	.....	.....	.....	.....	.....	.....	.....
.0000 ...	.....	.....00000 ...	31-0856644 ..	0 .....	0 .....	.....	Great American Management Services, Inc. ....	..NY.....	IA.....	Great American Insurance Company .....	Ownership.....	100.000 ...	American Financial Group, Inc. ....	...NO.....	...0 .....
.0084 ...	American Financial Group, Inc. ....	.....38580 ...	31-1288778 ..	0 .....	0 .....	.....	Great American Protection Insurance Company	..OH.....	IA.....	Great American Insurance Company .....	Ownership.....	100.000 ...	American Financial Group, Inc. ....	...NO.....	...0 .....
.0000 ...	.....	.....00000 ...	31-0918893 ..	0 .....	0 .....	.....	Great American Re Inc. ....	..DE.....	NIA.....	Great American Insurance Company .....	Ownership.....	100.000 ...	American Financial Group, Inc. ....	...NO.....	...0 .....
.0084 ...	American Financial Group, Inc. ....	.....35351 ...	31-0912199 ..	0 .....	0 .....	.....	Great American Risk Solutions Surplus Lines Insurance Company .....	..OH.....	IA.....	Great American Insurance Company .....	Ownership.....	100.000 ...	American Financial Group, Inc. ....	...NO.....	...0 .....
.0084 ...	American Financial Group, Inc. ....	.....31135 ...	31-1209419 ..	0 .....	0 .....	.....	Great American Security Insurance Company ...	..OH.....	IA.....	Great American Insurance Company .....	Ownership.....	100.000 ...	American Financial Group, Inc. ....	...NO.....	...0 .....
.0084 ...	American Financial Group, Inc. ....	.....33723 ...	31-1237970 ..	0 .....	0 .....	.....	Great American Spirit Insurance Company .....	..OH.....	IA.....	Great American Insurance Company .....	Ownership.....	100.000 ...	American Financial Group, Inc. ....	...NO.....	...0 .....
.0000 ...	.....	.....00000 ...	31-1293064 ..	0 .....	0 .....	.....	Professional Risk Brokers, Inc. ....	..IL.....	NIA.....	Great American Insurance Company .....	Ownership.....	100.000 ...	American Financial Group, Inc. ....	...NO.....	...0 .....
.0000 ...	.....	.....00000 ...	.....	0 .....	0 .....	.....	Shelter Rock Holdings, LLC .....	..OH.....	NIA.....	Great American Insurance Company .....	Ownership.....	100.000 ...	American Financial Group, Inc. ....	...NO.....	...0 .....
.0000 ...	.....	.....00000 ...	88-1379846 ..	0 .....	0 .....	.....	Trusted Coverage Professionals Agency, LLC ..	..OH.....	NIA.....	Great American Insurance Company .....	Ownership.....	100.000 ...	American Financial Group, Inc. ....	...NO.....	...0 .....
.0000 ...	.....	.....00000 ...	.....	0 .....	0 .....	.....	Westline Industrial, LLC .....	..OH.....	NIA.....	Great American Insurance Company .....	Ownership.....	100.000 ...	American Financial Group, Inc. ....	...NO.....	...0 .....

Asterisk	Explanation
1 .....	The entity is owned by more than one company within the AFG Group. ....
2 .....	Entity is affiliated but not owned. ....

SCHEDULE Y

PART 2 - SUMMARY OF INSURER’S TRANSACTIONS WITH ANY AFFILIATES

1	2	3	4	5	6	7	8	9	10	11	12	13
NAIC Company Code	ID Number	Names of Insurers and Parent, Subsidiaries or Affiliates	Shareholder Dividends	Capital Contributions	Purchases, Sales or Exchanges of Loans, Securities, Real Estate, Mortgage Loans or Other Investments	Income/ (Disbursements) Incurred in Connection with Guarantees or Undertakings for the Benefit of any Affiliate(s)	Management Agreements and Service Contracts	Income/ (Disbursements) Incurred Under Reinsurance Agreements	*	Any Other Material Activity Not in the Ordinary Course of the Insurer's Business	Totals	Reinsurance Recoverable/ (Payable) on Losses and/or Reserve Credit Taken/(Liability)
.....00000	31-1544320	American Financial Group, Inc.	.....640,000,000	.....0	.....0	.....0	.....187,986,279	.....0		.....0	.....827,986,279	.....0
.....00000	41-2112001	APU Holding Company	.....3,500,000	.....0	.....0	.....0	.....0	.....0		.....0	.....3,500,000	.....0
.....10335	59-3269531	Bridgefield Casualty Insurance Company	.....0	.....10,000,000	.....0	.....0	.....0	.....0	*	.....0	.....10,000,000	.....(6,213,000)
.....10701	59-1835212	Bridgefield Employers Insurance Company	.....(55,000,000)	.....(30,000,000)	.....0	.....0	.....0	.....0	*	.....0	.....(85,000,000)	.....0
.....00000		El Aguila, Compañía de Seguros, S.A. de C.V.	.....0	.....1,878,965	.....0	.....0	.....0	.....0		.....0	.....1,878,965	.....0
.....00000	98-1073776	GAI Insurance Company, Ltd.	.....(3,500,000)	.....0	.....0	.....0	.....0	.....0		.....0	.....(3,500,000)	.....(3,334,000)
.....00000	31-1765544	GAI Warranty Company of Florida	.....0	.....0	.....0	.....0	.....0	.....0		.....0	.....0	.....20,000
.....00000	61-1329718	Global Premier Finance Company	.....(1,150,000)	.....0	.....0	.....0	.....0	.....0		.....0	.....(1,150,000)	.....0
.....10646	36-4079497	Great American Contemporary Insurance Company	.....(55,000,000)	.....20,000,000	.....0	.....0	.....0	.....0	*	.....0	.....(35,000,000)	.....1,860,000
.....00000	42-1575938	Great American Holding, Inc.	.....110,000,000	.....0	.....0	.....0	.....0	.....0		.....0	.....110,000,000	.....0
.....16691	31-0501234	Great American Insurance Company	.....(614,350,000)	.....(9,513,365)	.....0	.....0	.....(187,986,279)	.....0	*	.....0	.....(811,849,644)	.....(64,940,000)
.....00000	AA-1784136	Great American International Insurance (EU) Designated Activity Company	.....0	.....0	.....0	.....0	.....0	.....0		.....0	.....0	.....49,051,000
.....00000	AA-1120817	Great American International Insurance (UK) Limited	.....0	.....0	.....0	.....0	.....0	.....0		.....0	.....0	.....32,543,000
.....00000	98-0191335	Hudson Indemnity, Ltd.	.....0	.....0	.....0	.....0	.....0	.....0		.....0	.....0	.....(475,933,000)
.....23418	73-0556513	Mid-Continent Casualty Company	.....0	.....0	.....0	.....0	.....0	.....0	*	.....0	.....0	.....(7,879,000)
.....00000	34-1607394	National Interstate Corporation	.....55,000,000	.....0	.....0	.....0	.....0	.....0		.....0	.....55,000,000	.....0
.....32620	34-1607395	National Interstate Insurance Company	.....(55,000,000)	.....0	.....0	.....0	.....0	.....0	*	.....0	.....(55,000,000)	.....309,972,000
.....11051	99-0345306	National Interstate Insurance Company of Hawaii, Inc.	.....0	.....0	.....0	.....0	.....0	.....0	*	.....0	.....0	.....15,965,000
.....00000	31-1293064	Professional Risk Brokers, Inc.	.....(23,500,000)	.....0	.....0	.....0	.....0	.....0		.....0	.....(23,500,000)	.....0
.....00000		Radion Re	.....0	.....0	.....0	.....0	.....0	.....0		.....0	.....0	.....(4,259,000)
.....22179	95-2801326	Republic Indemnity Company of America	.....0	.....0	.....0	.....0	.....0	.....0	*	.....0	.....0	.....(29,683,000)
.....41106	95-3623282	Triumphe Casualty Company	.....0	.....0	.....0	.....0	.....0	.....0	*	.....0	.....0	.....34,718,000
.....	88-1379846	Trusted Coverage Professionals Agency, LLC	.....(1,000,000)	.....7,634,400	.....0	.....0	.....0	.....0		.....0	.....6,634,400	.....0
.....21172	86-0114294	Vanliner Insurance Company	.....0	.....0	.....0	.....0	.....0	.....0	*	.....0	.....0	.....140,585,000
9999999	Control Totals		0	0	0	0	0	0	XXX	0	0	(7,527,000)

ANNUAL STATEMENT FOR THE YEAR 2024 OF THE GREAT AMERICAN ALLIANCE INSURANCE COMPANY

SCHEDULE Y

PART 3 - ULTIMATE CONTROLLING PARTY AND LISTING OF OTHER U.S. INSURANCE GROUPS OR ENTITIES UNDER THAT ULTIMATE CONTROLLING PARTY'S CONTROL

1	2	3	4	5	6	7	8
		Ownership Percentage Column 2 of Column 1	Granted Disclaimer of Control\ Affiliation of Column 2 Over Column 1 (Yes/No)		U.S. Insurance Groups or Entities Controlled by Column 5	Ownership Percentage (Column 5 of Column 6)	Granted Disclaimer of Control\ Affiliation of Column 5 Over Column 6 (Yes/No)
Insurers in Holding Company	Owners with Greater Than 10% Ownership			Ultimate Controlling Party			
American Empire Insurance Company .....	Great American Insurance Company .....	100.000	.....NO.....	American Financial Group, Inc. ....	N/A .....	.....0.000	.....NO.....
Bridgefield Casualty Insurance Company .....	Great American Contemporary Insurance Company .....	100.000	.....NO.....	American Financial Group, Inc. ....	N/A .....	.....0.000	.....NO.....
Bridgefield Employers Insurance Company .....	Great American Contemporary Insurance Company .....	100.000	.....NO.....	American Financial Group, Inc. ....	N/A .....	.....0.000	.....NO.....
Bridgefield Indemnity Insurance Company .....	Great American Contemporary Insurance Company .....	100.000	.....NO.....	American Financial Group, Inc. ....	N/A .....	.....0.000	.....NO.....
Great American Alliance Insurance Company .....	Great American Insurance Company .....	100.000	.....NO.....	American Financial Group, Inc. ....	N/A .....	.....0.000	.....NO.....
Great American Assurance Company .....	Great American Insurance Company .....	100.000	.....NO.....	American Financial Group, Inc. ....	N/A .....	.....0.000	.....NO.....
Great American Casualty Insurance Company .....	Great American Insurance Company .....	100.000	.....NO.....	American Financial Group, Inc. ....	N/A .....	.....0.000	.....NO.....
Great American Contemporary Insurance Company .....	Great American Holding, Inc. ....	100.000	.....NO.....	American Financial Group, Inc. ....	N/A .....	.....0.000	.....NO.....
Great American E&S Insurance Company .....	Great American Insurance Company .....	100.000	.....NO.....	American Financial Group, Inc. ....	N/A .....	.....0.000	.....NO.....
Great American Fidelity Insurance Company .....	Great American Insurance Company .....	100.000	.....NO.....	American Financial Group, Inc. ....	N/A .....	.....0.000	.....NO.....
Great American Insurance Company .....	American Financial Group, Inc. ....	100.000	.....NO.....	American Financial Group, Inc. ....	N/A .....	.....0.000	.....NO.....
Great American Insurance Company of New York .....	Great American Insurance Company .....	100.000	.....NO.....	American Financial Group, Inc. ....	N/A .....	.....0.000	.....NO.....
Great American Protection Insurance Company .....	Great American Insurance Company .....	100.000	.....NO.....	American Financial Group, Inc. ....	N/A .....	.....0.000	.....NO.....
Great American Risk Solutions Surplus Lines Insurance Company .....	Great American Insurance Company .....	100.000	.....NO.....	American Financial Group, Inc. ....	N/A .....	.....0.000	.....NO.....
Great American Security Insurance Company .....	Great American Insurance Company .....	100.000	.....NO.....	American Financial Group, Inc. ....	N/A .....	.....0.000	.....NO.....
Great American Spirit Insurance Company .....	Great American Insurance Company .....	100.000	.....NO.....	American Financial Group, Inc. ....	N/A .....	.....0.000	.....NO.....
Mid-Continent Assurance Company .....	Mid-Continent Casualty Company .....	100.000	.....NO.....	American Financial Group, Inc. ....	N/A .....	.....0.000	.....NO.....
Mid-Continent Casualty Company .....	Great American Holding, Inc. ....	100.000	.....NO.....	American Financial Group, Inc. ....	N/A .....	.....0.000	.....NO.....
Mid-Continent Excess and Surplus Insurance Company	Mid-Continent Casualty Company .....	100.000	.....NO.....	American Financial Group, Inc. ....	N/A .....	.....0.000	.....NO.....
National Interstate Insurance Company .....	National Interstate Corporation .....	100.000	.....NO.....	American Financial Group, Inc. ....	N/A .....	.....0.000	.....NO.....
National Interstate Insurance Company of Hawaii, Inc. ....	National Interstate Insurance Company .....	100.000	.....NO.....	American Financial Group, Inc. ....	N/A .....	.....0.000	.....NO.....
Oklahoma Surety Company .....	Mid-Continent Casualty Company .....	100.000	.....NO.....	American Financial Group, Inc. ....	N/A .....	.....0.000	.....NO.....
Republic Indemnity Company of America .....	Great American Contemporary Insurance Company .....	100.000	.....NO.....	American Financial Group, Inc. ....	N/A .....	.....0.000	.....NO.....
Republic Indemnity Company of California .....	Republic Indemnity Company of America .....	100.000	.....NO.....	American Financial Group, Inc. ....	N/A .....	.....0.000	.....NO.....
Triumphe Casualty Company .....	National Interstate Insurance Company .....	100.000	.....NO.....	American Financial Group, Inc. ....	N/A .....	.....0.000	.....NO.....
Vanliner Insurance Company .....	National Interstate Insurance Company .....	100.000	.....NO.....	American Financial Group, Inc. ....	N/A .....	.....0.000	.....NO.....

ANNUAL STATEMENT FOR THE YEAR 2024 OF THE GREAT AMERICAN ALLIANCE INSURANCE COMPANY

SUPPLEMENTAL EXHIBITS AND SCHEDULES INTERROGATORIES

REQUIRED FILINGS

The following supplemental reports are required to be filed as part of your statement filing unless specifically waived by the domiciliary state. However, in the event that your domiciliary state waives the filing requirement, your response of **WAIVED** to the specific interrogatory will be accepted in lieu of filing a “NONE” report and a bar code will be printed below. If the supplement is required of your company but is not being filed for whatever reason enter **SEE EXPLANATION** and provide an explanation following the interrogatory questions.

		Responses
MARCH FILING		
1.	Will an actuarial opinion be filed by March 1? .....	YES
2.	Will the Supplemental Compensation Exhibit be filed with the state of domicile by March 1? .....	YES
3.	Will the confidential Risk-based Capital Report be filed with the NAIC by March 1?.....	YES
4.	Will the confidential Risk-based Capital Report be filed with the state of domicile, if required by March 1?.....	YES
APRIL FILING		
5.	Will the Insurance Expense Exhibit be filed with the state of domicile and the NAIC by April 1? .....	YES
6.	Will Management’s Discussion and Analysis be filed by April 1? .....	YES
7.	Will the Supplemental Investment Risk Interrogatories be filed by April 1? .....	YES
MAY FILING		
8.	Will this company be included in a combined annual statement which is filed with the NAIC by May 1? .....	YES
JUNE FILING		
9.	Will an audited financial report be filed by June 1? .....	YES
10.	Will Accountant's Letter of Qualifications be filed with the state of domicile and electronically with the NAIC by June 1? .....	YES

















SUPPLEMENTAL FILINGS

The following supplemental reports are required to be filed as part of your annual statement filing **if your company is engaged in the type of business covered by the supplement. However, in the event that your company does not transact the type of business for which the special report must be filed, your response of NO to the specific interrogatory will be accepted in lieu of filing a “NONE” report and a bar code will be printed below.** If the supplement is required of your company but is not being filed for whatever reason enter **SEE EXPLANATION** and provide an explanation following the interrogatory questions.

MARCH FILING		
11.	Will Schedule SIS (Stockholder Information Supplement) be filed with the state of domicile by March 1? .....	NO
12.	Will the Financial Guaranty Insurance Exhibit be filed by March 1?.....	NO
13.	Will the Medicare Supplement Insurance Experience Exhibit be filed with the state of domicile and the NAIC by March 1?.....	NO
14.	Will Supplement A to Schedule T (Medical Professional Liability Supplement) be filed by March 1? .....	YES
15.	Will the Trusteed Surplus Statement be filed with the state of domicile and the NAIC by March 1? .....	NO
16.	Will the Premiums Attributed to Protected Cells Exhibit be filed by March 1? .....	NO
17.	Will the Reinsurance Summary Supplemental Filing for General Interrogatory 9 be filed with the state of domicile and the NAIC by March 1? ...	NO
18.	Will the Medicare Part D Coverage Supplement be filed with the state of domicile and the NAIC by March 1?.....	NO
19.	Will the confidential Actuarial Opinion Summary be filed with the state of domicile, if required, by March 15 (or the date otherwise specified)?..	YES
20.	Will the Reinsurance Attestation Supplement be filed with the state of domicile and the NAIC by March 1? .....	NO
21.	Will the Exceptions to the Reinsurance Attestation Supplement be filed with the state of domicile by March 1? .....	NO
22.	Will the Bail Bond Supplement be filed with the state of domicile and the NAIC by March 1? .....	NO
23.	Will the Director and Officer Insurance Coverage Supplement be filed with the state of domicile and the NAIC by March 1? .....	NO
24.	Will an approval from the reporting entity’s state of domicile for relief related to the five-year rotation requirement for lead audit partner be filed electronically with the NAIC by March 1? .....	NO
25.	Will an approval from the reporting entity’s state of domicile for relief related to the one-year cooling off period for independent CPA be filed electronically with the NAIC by March 1? .....	NO
26.	Will an approval from the reporting entity’s state of domicile for relief related to the Requirements for Audit Committees be filed electronically with the NAIC by March 1?.....	NO
27.	Will the Supplemental Schedule for Reinsurance Counterparty Reporting Exception - Asbestos and Pollution Contracts be filed with the state of domicile and the NAIC by March 1?.....	NO
28.	Will the Exhibit of Other Liabilities by Lines of Business be filed with the state of domicile and the NAIC by March 1?.....	YES
29.	Will the Market Conduct Annual Statement (MCAS) Premium Exhibit for Year be filed with appropriate jurisdictions and with the NAIC by March 1?.....	NO
APRIL FILING		
30.	Will the Credit Insurance Experience Exhibit be filed with the state of domicile and the NAIC by April 1? .....	YES
31.	Will the Long-term Care Experience Reporting Forms be filed with the state of domicile and the NAIC by April 1? .....	NO
32.	Will the Accident and Health Policy Experience Exhibit be filed by April 1? .....	NO
33.	Will the Supplemental Health Care Exhibit (Parts 1 and 2) be filed with the state of domicile and the NAIC by April 1? .....	NO
34.	Will the Cybersecurity Insurance Coverage Supplement be filed with the state of domicile and the NAIC by April 1? .....	YES
35.	Will the Life, Health & Annuity Guaranty Association Assessable Premium Exhibit - Parts 1 and 2 be filed with the state of domicile and the NAIC by April 1? .....	NO
36.	Will the Private Flood Insurance Supplement be filed with the state of domicile and the NAIC by April 1? .....	YES
37.	Will the Mortgage Guaranty Insurance Exhibit be filed with the state of domicile and the NAIC by April 1? .....	NO
AUGUST FILING		
38.	Will Management’s Report of Internal Control Over Financial Reporting be filed with the state of domicile by August 1? .....	NO
Explanations:		
11.		
12.		
13.		
15.		
16.		
17.		
18.		
20.		
21.		
22.		
23.		
24.		
25.		
26.		
27.		
29.		
31.		
32.		
33.		
35.		
37.		
38.		

Bar Codes:

11.	SIS Stockholder Information Supplement [Document Identifier 420]	
12.	Financial Guaranty Insurance Exhibit [Document Identifier 240]	
13.	Medicare Supplement Insurance Experience Exhibit [Document Identifier 360]	
15.	Trusteed Surplus Statement [Document Identifier 490]	
16.	Premiums Attributed to Protected Cells Exhibit [Document Identifier 385]	
17.	Reinsurance Summary Supplemental Filing [Document Identifier 401]	

ANNUAL STATEMENT FOR THE YEAR 2024 OF THE GREAT AMERICAN ALLIANCE INSURANCE COMPANY	
SUPPLEMENTAL EXHIBITS AND SCHEDULES INTERROGATORIES	
18. Medicare Part D Coverage Supplement [Document Identifier 365]	
20. Reinsurance Attestation Supplement [Document Identifier 399]	
21. Exceptions to the Reinsurance Attestation Supplement [Document Identifier 400]	
22. Bail Bond Supplement [Document Identifier 500]	
23. Director and Officer Insurance Coverage Supplement [Document Identifier 505]	
24. Relief from the five-year rotation requirement for lead audit partner [Document Identifier 224]	
25. Relief from the one-year cooling off period for independent CPA [Document Identifier 225]	
26. Relief from the Requirements for Audit Committees [Document Identifier 226]	
27. Reinsurance Counterparty Reporting Exception – Asbestos and Pollution Contracts [Document Identifier 555]	
29. Market Conduct Annual Statement (MCAS) Premium Exhibit [Document Identifier 600]	
31. Long-Term Care Experience Reporting Forms [Document Identifier 306]	
32. Accident and Health Policy Experience Exhibit [Document Identifier 210]	
33. Supplemental Health Care Exhibit (Parts 1 and 2) [Document Identifier 216]	
35. Life, Health & Annuity Guaranty Association Assessable Premium Exhibit - Parts 1 and 2 [Document Identifier 290]	
37. Will the Mortgage Guaranty Insurance Exhibit [Document Identifier 565]	
38. Management’s Report of Internal Control Over Financial Reporting [Document Identifier 223]	

**NONE**



Designate the type of health care providers reported on this page:

SUPPLEMENT "A" TO SCHEDULE T  
EXHIBIT OF MEDICAL PROFESSIONAL LIABILITY PREMIUMS WRITTEN  
ALLOCATED BY STATES AND TERRITORIES

	1	2	Direct Losses Paid		5	Direct Losses Unpaid		8
			3	4		6	7	
States, etc.	Direct Premiums Written	Direct Premiums Earned	Amount	Number of Claims	Direct Losses Incurred	Amount Reported	Number of Claims	Direct Losses Incurred But Not Reported
1. Alabama .....	AL							
2. Alaska .....	AK							
3. Arizona .....	AZ							
4. Arkansas .....	AR							
5. California .....	CA							
6. Colorado .....	CO							
7. Connecticut .....	CT							
8. Delaware .....	DE							
9. District of Columbia .....	DC							
10. Florida .....	FL							
11. Georgia .....	GA							
12. Hawaii .....	HI							
13. Idaho .....	ID							
14. Illinois .....	IL							
15. Indiana .....	IN							
16. Iowa .....	IA							
17. Kansas .....	KS							
18. Kentucky .....	KY							
19. Louisiana .....	LA							
20. Maine .....	ME							
21. Maryland .....	MD							
22. Massachusetts .....	MA							
23. Michigan .....	MI							
24. Minnesota .....	MN							
25. Mississippi .....	MS							
26. Missouri .....	MO							
27. Montana .....	MT							
28. Nebraska .....	NE							
29. Nevada .....	NV							
30. New Hampshire .....	NH							
31. New Jersey .....	NJ							
32. New Mexico .....	NM							
33. New York .....	NY							
34. North Carolina .....	NC							
35. North Dakota .....	ND							
36. Ohio .....	OH							
37. Oklahoma .....	OK							
38. Oregon .....	OR							
39. Pennsylvania .....	PA							
40. Rhode Island .....	RI							
41. South Carolina .....	SC							
42. South Dakota .....	SD							
43. Tennessee .....	TN							
44. Texas .....	TX							
45. Utah .....	UT							
46. Vermont .....	VT							
47. Virginia .....	VA							
48. Washington .....	WA							
49. West Virginia .....	WV							
50. Wisconsin .....	WI							
51. Wyoming .....	WY							
52. American Samoa .....	AS							
53. Guam .....	GU							
54. Puerto Rico .....	PR							
55. U.S. Virgin Islands .....	VI							
56. Northern Mariana Islands .....	MP							
57. Canada .....	CAN							
58. Aggregate other alien .....	OT							
59. Total								
DETAILS OF WRITE-INS								
58001. ....								
58002. ....								
58003. ....								
58998. Summary of remaining write-ins for Line 58 from overflow page .....								
58999. Totals (Lines 58001 through 58003 plus 58998)(Line 58 above)								



SUPPLEMENT FOR THE YEAR 2024 OF THE GREAT AMERICAN ALLIANCE INSURANCE COMPANY

**EXHIBIT OF OTHER LIABILITIES BY LINES OF BUSINESS**

**AS REPORTED ON LINE 17 OF THE EXHIBIT OF PREMIUMS AND LOSSES**

(To Be Filed by March 1)

NAIC Group Code0084

NAIC Company Code26832

	Direct Business Only			
	Prior Year	Current Year		
	1	2	3	4
	Written Premium	Written Premium	Losses Paid (deducting salvage)	Losses Unpaid (Case Base)
1. Completed operations .....	35,788	(1,117)	0	0
2. Errors & omissions (E&O) .....	699,939	1,308,801	1,438,938	8,310,816
3. Directors & officers (D&O) .....	0	0	0	0
4. Environmental liability .....	2,589	1,925	374,005	1,188,879
5. Excess workers' compensation .....	0	0	0	0
6. Commercial excess & umbrella .....	52,593,821	54,800,725	74,084,267	82,606,472
7. Personal umbrella .....	0	0	0	0
8. Employment liability .....	634,456	28,261	2,757	128,377
9. Aggregate write-ins for facilities & premises (CGL) .....	3,909,142	12,770,105	12,335,905	12,872,248
10. Internet & cyber liability .....	2,085	1,675	0	0
11. Aggregate write-ins for other .....	(209,430)	599	0	0
12. Total ASL 17 - other liability (sum of lines 1 through 11)	57,668,390	68,910,974	88,235,872	105,106,792
DETAILS OF WRITE-INS				
0901. Daycare .....	0	547	0	0
0902. Liquor Liability .....	0	471,997	0	0
0903. Municipal .....	0	26,348	0	0
0998. Summary of remaining write-ins for Line 9 from overflow page .....	3,909,142	12,271,213	12,335,905	12,872,248
0999. Totals (Lines 0901 through 0903 plus 0998)(Line 9 above)	3,909,142	12,770,105	12,335,905	12,872,248
1101. Aggregate of other lines of business less than 10% of category .....	(209,430)	599	0	0
1102. ....				
1103. ....				
1198. Summary of remaining write-ins for Line 11 from overflow page .....	0	0	0	0
1199. Totals (Lines 1101 through 1103 plus 1198)(Line 11 above)	(209,430)	599	0	0



SUPPLEMENT FOR THE YEAR 2024 OF THE GREAT AMERICAN ALLIANCE INSURANCE COMPANY

OVERFLOW PAGE FOR WRITE-INS

Additional Write-ins for Exhibit of Other Liabilities by Lines of Business Line 9

	Direct Business Only			
	Prior Year	Current Year		
	1	2	3	4
	Written Premium	Written Premium	Losses Paid (deducting salvage)	Losses Unpaid (Case Base)
0904. ....	0	0	0	0
0905. Premises and Operations .....	0	571,070	126,329	2,639,711
0906. Commercial General Liability .....	0	2,532,465	12,209,576	10,232,537
0907. Aggregate of facilities & premises (CGL) lines of business less than 10% of category .....	3,909,142	9,167,678	0	0
0997. Summary of remaining write-ins for Line 9 from overflow page	3,909,142	12,271,213	12,335,905	12,872,248