



PROPERTY AND CASUALTY COMPANIES - ASSOCIATION EDITION

ANNUAL STATEMENT
AS OF DECEMBER 31, 2024
OF THE CONDITION AND AFFAIRS OF THE
STATE AUTOMOBILE MUTUAL INSURANCE COMPANY

NAIC Group Code	0111 (Current)	0111 (Prior)	NAIC Company Code	25135	Employer's ID Number	31-4316080
Organized under the Laws of	Ohio			State of Domicile or Port of Entry	OH	
Country of Domicile	United States of America					
Incorporated/Organized	08/15/1921			Commenced Business	09/01/1921	
Statutory Home Office	518 East Broad Street (Street and Number)			Columbus, OH, US 43215 (City or Town, State, Country and Zip Code)		
Main Administrative Office	175 Berkeley Street (Street and Number)			617-357-9500 (Area Code) (Telephone Number)		
	Boston, MA US 02116 (City or Town, State, Country and Zip Code)					
Mail Address	175 Berkeley Street (Street and Number or P.O. Box)			Boston, MA US 02116 (City or Town, State, Country and Zip Code)		
Primary Location of Books and Records	175 Berkeley Street (Street and Number)			617-357-9500 (Area Code) (Telephone Number)		
	Boston, MA US 02116 (City or Town, State, Country and Zip Code)					
Internet Website Address	www.stateauto.com					
Statutory Statement Contact	Joel Peltokangas (Name)			617-357-9500 (Area Code) (Telephone Number)		
	Statutory.Compliance@LibertyMutual.com (E-mail Address)			603-430-1653 (FAX Number)		

OFFICERS

President and Chief Executive Officer	Hamid Talal Mirza	Executive Vice President and Treasurer	Nikos Vasilakos
Executive Vice President, Chief Legal Officer and Secretary	Damon Paul Hart		

OTHER

Julie Marie Haase #, Executive Vice President	Matthew Edwin Johnson, Chief Financial Officer	Paul Sanghera, EVP and Comptroller
Vlad Yakov Barbalat, EVP and Chief Investment Officer		

DIRECTORS OR TRUSTEES

James Matthew Czapla	Matthew Paul Dolan	Alison Brooke Erbig
Michael Joseph Fallon	Damon Paul Hart	Matthew Edwin Johnson
Hamid Talal Mirza	Elizabeth Julia Morahan	Paul Sanghera

State of Massachusetts
County of Suffolk
SS:

The officers of this reporting entity being duly sworn, each depose and say that they are the described officers of said reporting entity, and that on the reporting period stated above, all of the herein described assets were the absolute property of the said reporting entity, free and clear from any liens or claims thereon, except as herein stated, and that this statement, together with related exhibits, schedules and explanations therein contained, annexed or referred to, is a full and true statement of all the assets and liabilities and of the condition and affairs of the said reporting entity as of the reporting period stated above, and of its income and deductions therefrom for the period ended, and have been completed in accordance with the NAIC Annual Statement Instructions and Accounting Practices and Procedures manual except to the extent that: (1) state law may differ; or, (2) that state rules or regulations require differences in reporting not related to accounting practices and procedures, according to the best of their information, knowledge and belief, respectively. Furthermore, the scope of this attestation by the described officers also includes the related corresponding electronic filing with the NAIC, when required, that is an exact copy (except for formatting differences due to electronic filing) of the enclosed statement. The electronic filing may be requested by various regulators in lieu of or in addition to the enclosed statement.

Hamid Talal Mirza President and Chief Executive Officer	Damon Paul Hart EVP, Chief Legal Officer and Secretary	Nikos Vasilakos Executive Vice President and Treasurer

Subscribed and sworn to before me this
21st day of January, 2025

a. Is this an original filing? Yes [X] No []
b. If no,
1. State the amendment number.....
2. Date filed
3. Number of pages attached.....





ANNUAL STATEMENT FOR THE YEAR 2024 OF THE STATE AUTOMOBILE MUTUAL INSURANCE COMPANY

EXHIBIT OF PREMIUMS AND LOSSES (Statutory Page 14)

NAIC Group Code 0111		BUSINESS IN THE STATE OF Alabama		DURING THE YEAR 2024								NAIC Company Code 25135	
Line of Business		Gross Premiums, Including Policy and Membership Fees, Less Return Premiums and Premiums on Policies not Taken		3 Dividends Paid or Credited to Policyholders on Direct Business	4 Direct Unearned Premium Reserves	5 Direct Losses Paid (deducting salvage)	6 Direct Losses Incurred	7 Direct Losses Unpaid	8 Direct Defense and Cost Containment Expense Paid	9 Direct Defense and Cost Containment Expense Incurred	10 Direct Defense and Cost Containment Expense Unpaid	11 Commissions and Brokerage Expenses	12 Taxes, Licenses and Fees
		1 Direct Premiums Written	2 Direct Premiums Earned										
1.	Fire	2,071,620	1,934,718		962,786	4,792,268	7,251,426	2,686,320	29,627	56,683	110,017	305,590	82,126
2.1	Allied Lines	2,297,141	2,207,405		973,119	507,046	801,985	450,454	21,696	48,672	57,846	339,295	85,093
2.2	Multiple Peril Crop												
2.3	Federal Flood												
2.4	Private Crop												
2.5	Private Flood												
3.	Farmowners Multiple Peril	8,325,247	8,439,243		4,530,478	4,291,556	3,519,068	1,360,384	199,331	160,115	61,626	1,264,288	384,485
4.	Homeowners Multiple Peril												
5.1	Commercial Multiple Peril (Non-Liability Portion)	3,453,886	3,514,820		1,697,251	789,262	589,523	716,541	100,475	107,238	116,891	537,831	153,199
5.2	Commercial Multiple Peril (Liability Portion)	1,094,666	1,164,683		513,401	43,875	525,118	1,653,737	35,284	197,932	509,367	170,987	50,708
6.	Mortgage Guaranty												
8.	Ocean Marine												
9.1	Inland Marine	464,651	529,224		181,897	378,179	157,997	(206,537)		6,810	10,939	73,299	22,442
9.2	Pet Insurance Plans												
10.	Financial Guaranty												
11.1	Medical Professional Liability - Occurrence												
11.2	Medical Professional Liability - Claims-Made												
12.	Earthquake	8,767	8,709		4,128			127			36	1,371	390
13.1	Comprehensive (hospital and medical) ind (b)												
13.2	Comprehensive (hospital and medical) group (b)												
14.	Credit A&H (Group and Individual)												
15.1	Vision Only (b).....												
15.2	Dental Only (b)												
15.3	Disability Income (b)												
15.4	Medicare Supplement (b)												
15.5	Medicaid Title XIX (b)												
15.6	Medicare Title XVIII (b).....												
15.7	Long-Term Care (b)												
15.8	Federal Employees Health Benefits Plan (b)												
15.9	Other Health (b)												
16.	Workers' Compensation	106,242	97,338		18,130	37,070	142,548	1,337,858	756	10,650	54,001	11,577	4,773
17.1	Other Liability - Occurrence	5,382,765	5,309,071		2,360,912	999,750	8,120,017	13,685,747	88,640	706,433	1,501,752	902,800	260,934
17.2	Other Liability - Claims-Made	118,250	125,702		44,881		81,896	195,328		24,111	41,669	18,221	5,577
17.3	Excess Workers' Compensation												
18.1	Products Liability - Occurrence	36,015	43,018		6,889		28,073	96,335		8,256	32,055	5,845	1,972
18.2	Products Liability - Claims-Made												
19.1	Private Passenger Auto No-Fault (Personal Injury Protection)												
19.2	Other Private Passenger Auto Liability	283,038	433,879		75,469	1,067,165	130,133	(278,934)	11,101	17,465	123,707	33,869	13,083
19.3	Commercial Auto No-Fault (Personal Injury Protection)	855	916		605		923	5,062		259	654	107	60
19.4	Other Commercial Auto Liability	6,526,393	6,872,975		3,030,199	1,806,409	9,662,263	16,259,859	78,182	611,876	1,372,488	850,065	314,037
21.1	Private Passenger Auto Physical Damage	217,017	327,282		55,135	142,509	125,497	2,057	2,284	5,466	19,296	26,319	9,585
21.2	Commercial Auto Physical Damage	2,694,972	2,838,092		1,259,378	1,435,113	1,315,038	(65,262)	25,466	56,864	105,045	357,200	128,709
22.	Aircraft (all perils)												
23.	Fidelity	4,733	5,646		1,530	25,000	189	789	2,988	70	(2,459)	769	244
24.	Surety							(144)			1,272		
26.	Burglary and Theft	14,033	15,202		6,426	10,000	10,556	11,300		207	1,162	2,071	606
27.	Boiler and Machinery	84,320	88,679		32,126	52,633	(72,262)	27,723		(1,750)	6,655	12,751	3,656
28.	Credit												
29.	International												
30.	Warranty												
31.	Reins nonproportional assumed property	XXX	XXX	XXX	XXX	XXX	XXX	XXX	XXX	XXX	XXX	XXX	XXX
32.	Reins nonproportional assumed liability	XXX	XXX	XXX	XXX	XXX	XXX	XXX	XXX	XXX	XXX	XXX	XXX
33.	Reins nonproportional assumed financial lines	XXX	XXX	XXX	XXX	XXX	XXX	XXX	XXX	XXX	XXX	XXX	XXX
34.	Aggregate Write-Ins for Other Lines of Business												
35.	Total (a)	33,184,611	33,956,602		15,754,740	16,377,835	32,389,988	37,938,704	595,830	2,017,357	4,124,019	4,914,255	1,521,679
DETAILS OF WRITE-INS													
3401.												
3402.												
3403.												
3498.	Summary of remaining write-ins for Line 34 from overflow page												
3499.	Totals (Lines 3401 through 3403 plus 3498)(Line 34 above)												

(a) Finance and service charges not included in Lines 1 to 35 \$ 53,668
(b) For health business on indicated lines report: Number of persons insured under PPO managed care products and number of persons insured under indemnity only products

19AK



ANNUAL STATEMENT FOR THE YEAR 2024 OF THE STATE AUTOMOBILE MUTUAL INSURANCE COMPANY

EXHIBIT OF PREMIUMS AND LOSSES (Statutory Page 14)

NAIC Group Code 0111 BUSINESS IN THE STATE OF Alaska DURING THE YEAR 2024 NAIC Company Code 25135

Line of Business	Gross Premiums, Including Policy and Membership Fees, Less Return Premiums and Premiums on Policies not Taken		3	4	5	6	7	8	9	10	11	12
	1	2										
	Direct Premiums Written	Direct Premiums Earned	Dividends Paid or Credited to Policyholders on Direct Business	Direct Unearned Premium Reserves	Direct Losses Paid (deducting salvage)	Direct Losses Incurred	Direct Losses Unpaid	Direct Defense and Cost Containment Expense Paid	Direct Defense and Cost Containment Expense Incurred	Direct Defense and Cost Containment Expense Unpaid	Commissions and Brokerage Expenses	Taxes, Licenses and Fees
1. Fire												
2.1 Allied Lines												
2.2 Multiple Peril Crop												
2.3 Federal Flood												
2.4. Private Crop												
2.5 Private Flood												
3. Farmowners Multiple Peril												
4. Homeowners Multiple Peril												
5.1 Commercial Multiple Peril (Non-Liability Portion)												
5.2 Commercial Multiple Peril (Liability Portion)												
6. Mortgage Guaranty												
8. Ocean Marine												
9.1 Inland Marine												
9.2 Pet Insurance Plans												
10. Financial Guaranty												
11.1 Medical Professional Liability - Occurrence												
11.2 Medical Professional Liability - Claims-Made												
12. Earthquake												
13.1 Comprehensive (hospital and medical) ind (b)												
13.2 Comprehensive (hospital and medical) group (b)												
14. Credit A&H (Group and Individual)												
15.1 Vision Only (b).....												
15.2 Dental Only (b)												
15.3 Disability Income (b)												
15.4 Medicare Supplement (b)												
15.5 Medicaid Title XIX (b)												
15.6 Medicare Title XVIII (b).....												
15.7 Long-Term Care (b)												
15.8 Federal Employees Health Benefits Plan (b)												
15.9 Other Health (b)												
16. Workers' Compensation												
17.1 Other Liability - Occurrence												
17.2 Other Liability - Claims-Made												
17.3 Excess Workers' Compensation												
18.1 Products Liability - Occurrence												
18.2 Products Liability - Claims-Made												
19.1 Private Passenger Auto No-Fault (Personal Injury Protection)												
19.2 Other Private Passenger Auto Liability												2,665
19.3 Commercial Auto No-Fault (Personal Injury Protection)												
19.4 Other Commercial Auto Liability												
21.1 Private Passenger Auto Physical Damage												
21.2 Commercial Auto Physical Damage												
22. Aircraft (all perils)												
23. Fidelity												
24. Surety												
26. Burglary and Theft												
27. Boiler and Machinery												
28. Credit												
29. International												
30. Warranty												
31. Reins nonproportional assumed property	XXX	XXX	XXX	XXX	XXX	XXX	XXX	XXX	XXX	XXX	XXX	XXX
32. Reins nonproportional assumed liability	XXX	XXX	XXX	XXX	XXX	XXX	XXX	XXX	XXX	XXX	XXX	XXX
33. Reins nonproportional assumed financial lines	XXX	XXX	XXX	XXX	XXX	XXX	XXX	XXX	XXX	XXX	XXX	XXX
34. Aggregate Write-Ins for Other Lines of Business												
35. Total (a)												2,665
DETAILS OF WRITE-INS												
3401.												
3402.												
3403.												
3498. Summary of remaining write-ins for Line 34 from overflow page												
3499. Totals (Lines 3401 through 3403 plus 3498)(Line 34 above)												

(a) Finance and service charges not included in Lines 1 to 35 \$
(b) For health business on indicated lines report: Number of persons insured under PPO managed care products and number of persons insured under indemnity only products



ANNUAL STATEMENT FOR THE YEAR 2024 OF THE STATE AUTOMOBILE MUTUAL INSURANCE COMPANY

EXHIBIT OF PREMIUMS AND LOSSES (Statutory Page 14)

NAIC Group Code 0111 BUSINESS IN THE STATE OF Arizona DURING THE YEAR 2024 NAIC Company Code 25135

Line of Business		Gross Premiums, Including Policy and Membership Fees, Less Return Premiums and Premiums on Policies not Taken		3	4	5	6	7	8	9	10	11	12
		1	2										
		Direct Premiums Written	Direct Premiums Earned	Dividends Paid or Credited to Policyholders on Direct Business	Direct Unearned Premium Reserves	Direct Losses Paid (deducting salvage)	Direct Losses Incurred	Direct Losses Unpaid	Direct Defense and Cost Containment Expense Paid	Direct Defense and Cost Containment Expense Incurred	Direct Defense and Cost Containment Expense Unpaid	Commissions and Brokerage Expenses	Taxes, Licenses and Fees
1.	Fire	669,483	699,447		363,339	167,405	226,521	(862,687)	5,582	14,495	238,133	107,184	28,876
2.1	Allied Lines	629,603	652,979		320,650	355,473	393,015	(2,886,116)	4,450	15,097	(198,062)	99,477	12,913
2.2	Multiple Peril Crop												
2.3	Federal Flood												
2.4	Private Crop												
2.5	Private Flood												
3.	Farmowners Multiple Peril	598,852	488,665		335,988	92,615	83,869	73,715	805	5,184	9,601	91,413	12,796
4.	Homeowners Multiple Peril												
5.1	Commercial Multiple Peril (Non-Liability Portion)	1,516,297	1,497,628		762,765	2,321,391	550,356	(335,490)	73,735	53,073	42,401	234,323	32,302
5.2	Commercial Multiple Peril (Liability Portion)	791,566	951,326		368,565	334,929	424,595	1,282,885	27,213	160,329	455,421	124,763	18,828
6.	Mortgage Guaranty												
8.	Ocean Marine												
9.1	Inland Marine	207,493	232,699		89,112	35,000	8,398	(16,678)	1,140	3,122	3,689	29,499	4,067
9.2	Pet Insurance Plans												
10.	Financial Guaranty												
11.1	Medical Professional Liability - Occurrence												
11.2	Medical Professional Liability - Claims-Made												
12.	Earthquake	241	244		65			34			9	37	5
13.1	Comprehensive (hospital and medical) ind (b)												
13.2	Comprehensive (hospital and medical) group (b)												
14.	Credit A&H (Group and Individual)												
15.1	Vision Only (b).....												
15.2	Dental Only (b)												
15.3	Disability Income (b)												
15.4	Medicare Supplement (b)												
15.5	Medicaid Title XIX (b)												
15.6	Medicare Title XVIII (b).....												
15.7	Long-Term Care (b)												
15.8	Federal Employees Health Benefits Plan (b)												
15.9	Other Health (b)												
16.	Workers' Compensation	851,218	871,212		309,821	621,103	546,968	659,533	55,105	85,157	68,033	106,529	17,028
17.1	Other Liability - Occurrence	2,798,799	2,843,040		1,387,456	496,269	4,467,340	7,033,900	33,946	353,481	702,520	485,101	52,441
17.2	Other Liability - Claims-Made	56,835	64,354		25,931		41,997	109,836		12,351	23,372	8,711	1,103
17.3	Excess Workers' Compensation												
18.1	Products Liability - Occurrence	(3,073)	9,571		(650)		6,246	47,539	14,906	1,837	(134,023)	(214)	207
18.2	Products Liability - Claims-Made												
19.1	Private Passenger Auto No-Fault (Personal Injury Protection)												
19.2	Other Private Passenger Auto Liability							1			1		
19.3	Commercial Auto No-Fault (Personal Injury Protection)	480	441		254		458	2,992		125	382	56	7
19.4	Other Commercial Auto Liability	12,295,815	13,714,548		5,829,382	8,654,493	17,892,781	29,934,682	233,067	1,282,919	3,295,959	1,429,411	236,653
21.1	Private Passenger Auto Physical Damage												
21.2	Commercial Auto Physical Damage	3,783,139	4,312,322		1,786,406	1,880,698	2,410,410	694,337	78,278	83,347	89,498	440,622	73,372
22.	Aircraft (all perils)												
23.	Fidelity	1,304	1,488		508		53	(5,083)		20	145	200	25
24.	Surety							(17)			29		
26.	Burglary and Theft	9,340	10,540		4,085	100,000	100,379	16,925		141	676	1,455	181
27.	Boiler and Machinery	42,823	47,695		19,825		1,687	6,091		627	3,352	6,759	822
28.	Credit												
29.	International												
30.	Warranty												
31.	Reins nonproportional assumed property	XXX	XXX	XXX	XXX	XXX	XXX	XXX	XXX	XXX	XXX	XXX	XXX
32.	Reins nonproportional assumed liability	XXX	XXX	XXX	XXX	XXX	XXX	XXX	XXX	XXX	XXX	XXX	XXX
33.	Reins nonproportional assumed financial lines	XXX	XXX	XXX	XXX	XXX	XXX	XXX	XXX	XXX	XXX	XXX	XXX
34.	Aggregate Write-Ins for Other Lines of Business												
35.	Total (a)	24,250,215	26,398,199		11,603,502	15,059,376	27,155,073	35,756,399	528,227	2,071,305	4,601,136	3,165,326	491,628
DETAILS OF WRITE-INS													
3401.												
3402.												
3403.												
3498.	Summary of remaining write-ins for Line 34 from overflow page												
3499.	Totals (Lines 3401 through 3403 plus 3498)(Line 34 above)												

(a) Finance and service charges not included in Lines 1 to 35 \$ 5,851
(b) For health business on indicated lines report: Number of persons insured under PPO managed care products and number of persons insured under indemnity only products



ANNUAL STATEMENT FOR THE YEAR 2024 OF THE STATE AUTOMOBILE MUTUAL INSURANCE COMPANY

EXHIBIT OF PREMIUMS AND LOSSES (Statutory Page 14)

NAIC Group Code 0111			BUSINESS IN THE STATE OF Arkansas			DURING THE YEAR 2024				NAIC Company Code 25135				
Line of Business			Gross Premiums, Including Policy and Membership Fees, Less Return Premiums and Premiums on Policies not Taken		3 Dividends Paid or Credited to Policyholders on Direct Business	4 Direct Unearned Premium Reserves	5 Direct Losses Paid (deducting salvage)	6 Direct Losses Incurred	7 Direct Losses Unpaid	8 Direct Defense and Cost Containment Expense Paid	9 Direct Defense and Cost Containment Expense Incurred	10 Direct Defense and Cost Containment Expense Unpaid	11 Commissions and Brokerage Expenses	12 Taxes, Licenses and Fees
			1 Direct Premiums Written	2 Direct Premiums Earned										
1.	Fire	2,590,126	2,345,683		1,411,056	114,763	157,382	376,410	2,785	39,102	119,910	379,461	79,375	
2.1	Allied Lines	2,587,359	2,378,324		1,366,481	17,666,578	8,111,529	1,979,510	73,031	79,217	62,295	376,224	79,907	
2.2	Multiple Peril Crop													
2.3	Federal Flood													
2.4	Private Crop													
2.5	Private Flood													
3.	Farmowners Multiple Peril	7,388,120	6,915,388		3,919,817	9,279,454	9,713,136	2,925,580	138,690	137,647	156,295	1,130,950	234,858	
4.	Homeowners Multiple Peril	151,640	221,496		45,872	65,382	98,940	111,149	1,645	2,219	8,717	23,893	6,492	
5.1	Commercial Multiple Peril (Non-Liability Portion)	5,180,765	5,491,708		2,768,470	3,929,277	3,600,229	537,083	204,071	243,614	223,685	813,475	171,601	
5.2	Commercial Multiple Peril (Liability Portion)	1,391,878	1,581,462		676,104	102,750	717,070	2,451,659	45,862	269,617	720,886	220,482	48,154	
6.	Mortgage Guaranty													
8.	Ocean Marine													
9.1	Inland Marine	532,538	491,654		249,247	113,695	78,911	(16,905)	1,547	9,559	9,342	78,996	17,288	
9.2	Pet Insurance Plans													
10.	Financial Guaranty													
11.1	Medical Professional Liability - Occurrence													
11.2	Medical Professional Liability - Claims-Made													
12.	Earthquake	109,718	107,479		60,081			958			274	16,137	3,442	
13.1	Comprehensive (hospital and medical) ind (b)													
13.2	Comprehensive (hospital and medical) group (b)													
14.	Credit A&H (Group and Individual)													
15.1	Vision Only (b).....													
15.2	Dental Only (b)													
15.3	Disability Income (b)													
15.4	Medicare Supplement (b)													
15.5	Medicaid Title XIX (b)													
15.6	Medicare Title XVIII (b).....													
15.7	Long-Term Care (b)													
15.8	Federal Employees Health Benefits Plan (b)													
15.9	Other Health (b)													
16.	Workers' Compensation	176,022	317,695		33,335	98,430	175,486	1,198,310	18,646	30,371	179,631	20,376	6,551	
17.1	Other Liability - Occurrence	4,695,599	4,299,558		2,248,818	490,638	5,929,652	8,615,871	9,248	549,355	1,140,265	811,171	147,827	
17.2	Other Liability - Claims-Made	131,031	128,588		63,305		83,911	198,446		24,679	36,953	19,557	4,265	
17.3	Excess Workers' Compensation													
18.1	Products Liability - Occurrence	28,036	23,514		10,960	2,637	15,345	(53,962)		4,513	15,215	3,642	1,172	
18.2	Products Liability - Claims-Made													
19.1	Private Passenger Auto No-Fault (Personal Injury Protection)													
19.2	Other Private Passenger Auto Liability	828,861	1,378,880		134,139	942,358	1,256,916	4,144,480	92,460	61,416	296,678	105,620	38,102	
19.3	Commercial Auto No-Fault (Personal Injury Protection)	22,198	24,328		10,242	6,714	23,156	83,821	147	5,274	12,813	2,905	787	
19.4	Other Commercial Auto Liability	5,907,247	6,322,509		2,832,163	2,037,648	9,081,238	14,995,010	106,996	579,010	1,440,914	755,493	198,319	
21.1	Private Passenger Auto Physical Damage	783,722	1,295,787		132,327	581,737	598,490	177,613	14,479	18,594	77,954	99,680	36,029	
21.2	Commercial Auto Physical Damage	3,539,666	3,772,543		1,712,412	1,700,627	1,800,293	(89,936)	46,270	72,837	167,340	460,078	119,183	
22.	Aircraft (all perils)													
23.	Fidelity	5,687	7,740		2,890		251	1,329		93	975	909	246	
24.	Surety		78		12			1,465		1	1,728			
26.	Burglary and Theft	13,692	14,373		6,923		547	1,781		203	1,061	2,075	461	
27.	Boiler and Machinery	78,945	82,143		38,825	84,333	87,461	10,173	1,088	2,250	5,613	11,845	2,579	
28.	Credit													
29.	International													
30.	Warranty													
31.	Reins nonproportional assumed property	XXX	XXX	XXX	XXX	XXX	XXX	XXX	XXX	XXX	XXX	XXX	XXX	
32.	Reins nonproportional assumed liability	XXX	XXX	XXX	XXX	XXX	XXX	XXX	XXX	XXX	XXX	XXX	XXX	
33.	Reins nonproportional assumed financial lines	XXX	XXX	XXX	XXX	XXX	XXX	XXX	XXX	XXX	XXX	XXX	XXX	
34.	Aggregate Write-Ins for Other Lines of Business													
35.	Total (a)	36,142,850	37,200,930		17,723,479	37,217,021	41,529,945	37,649,845	756,965	2,129,571	4,678,544	5,332,969	1,196,639	
DETAILS OF WRITE-INS														
3401.														
3402.														
3403.														
3498.	Summary of remaining write-ins for Line 34 from overflow page													
3499.	Totals (Lines 3401 through 3403 plus 3498)(Line 34 above)													

(a) Finance and service charges not included in Lines 1 to 35 \$ 40,202
(b) For health business on indicated lines report: Number of persons insured under PPO managed care products and number of persons insured under indemnity only products



ANNUAL STATEMENT FOR THE YEAR 2024 OF THE STATE AUTOMOBILE MUTUAL INSURANCE COMPANY

EXHIBIT OF PREMIUMS AND LOSSES (Statutory Page 14)

NAIC Group Code 0111 BUSINESS IN THE STATE OF California DURING THE YEAR 2024 NAIC Company Code 25135

Line of Business	Gross Premiums, Including Policy and Membership Fees, Less Return Premiums and Premiums on Policies not Taken		3	4	5	6	7	8	9	10	11	12
	1	2										
	Direct Premiums Written	Direct Premiums Earned	Dividends Paid or Credited to Policyholders on Direct Business	Direct Unearned Premium Reserves	Direct Losses Paid (deducting salvage)	Direct Losses Incurred	Direct Losses Unpaid	Direct Defense and Cost Containment Expense Paid	Direct Defense and Cost Containment Expense Incurred	Direct Defense and Cost Containment Expense Unpaid	Commissions and Brokerage Expenses	Taxes, Licenses and Fees
1. Fire												
2.1 Allied Lines												
2.2 Multiple Peril Crop												
2.3 Federal Flood												
2.4 Private Crop												
2.5 Private Flood												
3. Farmowners Multiple Peril												
4. Homeowners Multiple Peril												
5.1 Commercial Multiple Peril (Non-Liability Portion)												
5.2 Commercial Multiple Peril (Liability Portion)												
6. Mortgage Guaranty												
8. Ocean Marine												
9.1 Inland Marine												
9.2 Pet Insurance Plans												
10. Financial Guaranty												
11.1 Medical Professional Liability - Occurrence												
11.2 Medical Professional Liability - Claims-Made												
12. Earthquake												
13.1 Comprehensive (hospital and medical) ind (b)												
13.2 Comprehensive (hospital and medical) group (b)												
14. Credit A&H (Group and Individual)												
15.1 Vision Only (b).....												
15.2 Dental Only (b)												
15.3 Disability Income (b)												
15.4 Medicare Supplement (b)												
15.5 Medicaid Title XIX (b)												
15.6 Medicare Title XVIII (b).....												
15.7 Long-Term Care (b)												
15.8 Federal Employees Health Benefits Plan (b)												
15.9 Other Health (b)												
16. Workers' Compensation												
17.1 Other Liability - Occurrence												
17.2 Other Liability - Claims-Made												
17.3 Excess Workers' Compensation												
18.1 Products Liability - Occurrence												
18.2 Products Liability - Claims-Made												
19.1 Private Passenger Auto No-Fault (Personal Injury Protection)												
19.2 Other Private Passenger Auto Liability												
19.3 Commercial Auto No-Fault (Personal Injury Protection)												
19.4 Other Commercial Auto Liability												
21.1 Private Passenger Auto Physical Damage												
21.2 Commercial Auto Physical Damage												
22. Aircraft (all perils)												
23. Fidelity												
24. Surety												
26. Burglary and Theft												
27. Boiler and Machinery												
28. Credit												
29. International												
30. Warranty												
31. Reins nonproportional assumed property	XXX	XXX	XXX	XXX	XXX	XXX	XXX	XXX	XXX	XXX	XXX	XXX
32. Reins nonproportional assumed liability	XXX	XXX	XXX	XXX	XXX	XXX	XXX	XXX	XXX	XXX	XXX	XXX
33. Reins nonproportional assumed financial lines	XXX	XXX	XXX	XXX	XXX	XXX	XXX	XXX	XXX	XXX	XXX	XXX
34. Aggregate Write-Ins for Other Lines of Business												
35. Total (a)												
DETAILS OF WRITE-INS												
3401.												
3402.												
3403.												
3498. Summary of remaining write-ins for Line 34 from overflow page												
3499. Totals (Lines 3401 through 3403 plus 3498)(Line 34 above)												

(a) Finance and service charges not included in Lines 1 to 35 \$
(b) For health business on indicated lines report: Number of persons insured under PPO managed care products and number of persons insured under indemnity only products



ANNUAL STATEMENT FOR THE YEAR 2024 OF THE STATE AUTOMOBILE MUTUAL INSURANCE COMPANY

EXHIBIT OF PREMIUMS AND LOSSES (Statutory Page 14)

NAIC Group Code 0111 BUSINESS IN THE STATE OF Colorado DURING THE YEAR 2024 NAIC Company Code 25135

Line of Business		Gross Premiums, Including Policy and Membership Fees, Less Return Premiums and Premiums on Policies not Taken		3 Dividends Paid or Credited to Policyholders on Direct Business	4 Direct Unearned Premium Reserves	5 Direct Losses Paid (deducting salvage)	6 Direct Losses Incurred	7 Direct Losses Unpaid	8 Direct Defense and Cost Containment Expense Paid	9 Direct Defense and Cost Containment Expense Incurred	10 Direct Defense and Cost Containment Expense Unpaid	11 Commissions and Brokerage Expenses	12 Taxes, Licenses and Fees
		1 Direct Premiums Written	2 Direct Premiums Earned										
1.	Fire	244,914	258,357		112,822		9,644	55,242		3,585	23,061	36,662	5,438
2.1	Allied Lines	557,886	625,412		263,434	1,074,016	1,573,965	830,534	19,184	21,061	16,287	81,652	12,685
2.2	Multiple Peril Crop												
2.3	Federal Flood												
2.4	Private Crop												
2.5	Private Flood												
3.	Farmowners Multiple Peril	3,496,606	2,840,243		1,848,630	1,652,974	1,914,174	634,361	63,791	86,980	39,839	540,796	64,185
4.	Homeowners Multiple Peril												
5.1	Commercial Multiple Peril (Non-Liability Portion)	1,544,138	1,595,240		760,824	563,079	2,206,438	3,556,869	93,851	73,678	30,735	251,423	33,665
5.2	Commercial Multiple Peril (Liability Portion)	867,221	922,176		422,212	22,461	431,310	1,541,741	15,249	160,157	578,310	140,256	19,287
6.	Mortgage Guaranty												
8.	Ocean Marine												
9.1	Inland Marine	205,230	210,627		86,444		7,791	13,574	10	2,897	4,177	31,806	4,324
9.2	Pet Insurance Plans												
10.	Financial Guaranty												
11.1	Medical Professional Liability - Occurrence												
11.2	Medical Professional Liability - Claims-Made												
12.	Earthquake	1,472	1,410		398			6			2	242	31
13.1	Comprehensive (hospital and medical) ind (b)												
13.2	Comprehensive (hospital and medical) group (b)												
14.	Credit A&H (Group and Individual)												
15.1	Vision Only (b).....												
15.2	Dental Only (b)												
15.3	Disability Income (b)												
15.4	Medicare Supplement (b)												
15.5	Medicaid Title XIX (b)												
15.6	Medicare Title XVIII (b).....												
15.7	Long-Term Care (b)												
15.8	Federal Employees Health Benefits Plan (b)												
15.9	Other Health (b)												
16.	Workers' Compensation	54,792	116,224		16,310	164,642	67,903	123,218	8,785	11,037	38,820	10,747	2,963
17.1	Other Liability - Occurrence	1,167,040	1,124,100		480,697	266,851	(222,143)	(1,654,073)	41,783	140,544	414,165	197,607	24,183
17.2	Other Liability - Claims-Made	32,845	35,030		15,726		20,787	57,678		6,499	12,334	5,062	725
17.3	Excess Workers' Compensation												
18.1	Products Liability - Occurrence	30,817	30,052		11,314		19,612	74,003		5,768	25,054	4,915	656
18.2	Products Liability - Claims-Made												
19.1	Private Passenger Auto No-Fault (Personal Injury Protection)												
19.2	Other Private Passenger Auto Liability							99,921			3,575		
19.3	Commercial Auto No-Fault (Personal Injury Protection)	300	324		79		323	1,126		87	170	38	8
19.4	Other Commercial Auto Liability	9,293,878	9,894,655		4,348,312	3,440,392	14,193,064	22,288,209	66,363	909,251	2,255,016	1,111,682	208,841
21.1	Private Passenger Auto Physical Damage												
21.2	Commercial Auto Physical Damage	4,291,994	4,628,391		1,993,616	2,526,926	2,996,547	1,199,061	72,140	102,047	161,767	524,222	96,086
22.	Aircraft (all perils)												
23.	Fidelity	755	2,100		433		57	497		21	381	143	41
24.	Surety							(376)			816		
26.	Burglary and Theft	3,164	3,577		1,556		9,952	10,280		49	267		71
27.	Boiler and Machinery	27,612	31,037		12,269	171,325	172,407	5,164		402	3,216	4,209	614
28.	Credit												
29.	International												
30.	Warranty												
31.	Reins nonproportional assumed property	XXX	XXX	XXX	XXX	XXX	XXX	XXX	XXX	XXX	XXX	XXX	XXX
32.	Reins nonproportional assumed liability	XXX	XXX	XXX	XXX	XXX	XXX	XXX	XXX	XXX	XXX	XXX	XXX
33.	Reins nonproportional assumed financial lines	XXX	XXX	XXX	XXX	XXX	XXX	XXX	XXX	XXX	XXX	XXX	XXX
34.	Aggregate Write-Ins for Other Lines of Business												
35.	Total (a)	21,820,664	22,318,955		10,375,076	9,882,666	23,401,831	28,837,035	381,156	1,524,063	3,607,992	2,941,945	473,804
DETAILS OF WRITE-INS													
3401.												
3402.												
3403.												
3498.	Summary of remaining write-ins for Line 34 from overflow page												
3499.	Totals (Lines 3401 through 3403 plus 3498)(Line 34 above)												

(a) Finance and service charges not included in Lines 1 to 35 \$ 23,588
(b) For health business on indicated lines report: Number of persons insured under PPO managed care products and number of persons insured under indemnity only products



ANNUAL STATEMENT FOR THE YEAR 2024 OF THE STATE AUTOMOBILE MUTUAL INSURANCE COMPANY

EXHIBIT OF PREMIUMS AND LOSSES (Statutory Page 14)

NAIC Group Code 0111 BUSINESS IN THE STATE OF Connecticut DURING THE YEAR 2024 NAIC Company Code 25135

Line of Business		Gross Premiums, Including Policy and Membership Fees, Less Return Premiums and Premiums on Policies not Taken		3	4	5	6	7	8	9	10	11	12
		1	2										
		Direct Premiums Written	Direct Premiums Earned	Dividends Paid or Credited to Policyholders on Direct Business	Direct Unearned Premium Reserves	Direct Losses Paid (deducting salvage)	Direct Losses Incurred	Direct Losses Unpaid	Direct Defense and Cost Containment Expense Paid	Direct Defense and Cost Containment Expense Incurred	Direct Defense and Cost Containment Expense Unpaid	Commissions and Brokerage Expenses	Taxes, Licenses and Fees
1.	Fire	1,135,456	1,213,841		594,287	1,524,169	1,341,343	373,324	16,386	24,198	75,907	154,916	22,913
2.1	Allied Lines	2,189,754	2,190,139		1,151,620	1,021,515	1,091,193	365,644	16,194	47,833	59,944	281,530	39,122
2.2	Multiple Peril Crop												
2.3	Federal Flood												
2.4	Private Crop												
2.5	Private Flood												
3.	Farmowners Multiple Peril	1,673,395	1,509,300		854,646	810,382	870,052	319,963	31,194	28,147	20,749	264,357	28,452
4.	Homeowners Multiple Peril	5,830,210	5,864,604		3,175,827	3,970,901	4,489,197	2,597,655	116,519	91,468	45,374	629,244	102,646
5.1	Commercial Multiple Peril (Non-Liability Portion)	5,033,586	5,286,977		2,599,197	3,069,090	858,611	1,385,518	106,049	105,122	279,964	793,753	92,005
5.2	Commercial Multiple Peril (Liability Portion)	3,756,734	4,173,774		1,845,826	2,007,752	1,908,494	4,191,758	237,019	709,499	1,473,022	598,920	74,831
6.	Mortgage Guaranty												
8.	Ocean Marine												
9.1	Inland Marine	80,693	88,021		41,093	3,722	6,945	28,517	50	1,248	2,210	12,079	1,413
9.2	Pet Insurance Plans												
10.	Financial Guaranty												
11.1	Medical Professional Liability - Occurrence												
11.2	Medical Professional Liability - Claims-Made												
12.	Earthquake	8,927	10,807		6,140			107			27	1,293	144
13.1	Comprehensive (hospital and medical) ind (b)												
13.2	Comprehensive (hospital and medical) group (b)												
14.	Credit A&H (Group and Individual)												
15.1	Vision Only (b).....												
15.2	Dental Only (b)												
15.3	Disability Income (b)												
15.4	Medicare Supplement (b)												
15.5	Medicaid Title XIX (b)												
15.6	Medicare Title XVIII (b).....												
15.7	Long-Term Care (b)												
15.8	Federal Employees Health Benefits Plan (b)												
15.9	Other Health (b)												
16.	Workers' Compensation	441,399	498,010		209,256	51,247	278,204	1,239,529	8,177	48,491	261,621	55,955	8,115
17.1	Other Liability - Occurrence	2,329,468	2,355,203		1,269,530	1,433,747	3,137,946	5,719,609	143,887	241,435	710,806	378,545	42,386
17.2	Other Liability - Claims-Made	21,052	24,115		10,853		15,351	40,759		4,586	8,691	3,287	422
17.3	Excess Workers' Compensation												
18.1	Products Liability - Occurrence	60,181	64,143		25,981		41,860	27,102	99	12,311	29,513	9,399	1,031
18.2	Products Liability - Claims-Made												
19.1	Private Passenger Auto No-Fault (Personal Injury Protection)					37,390	1,962	(37,986)	1,555		(1,554)		
19.2	Other Private Passenger Auto Liability	3,183,637	3,629,895		1,426,983	5,006,339	3,199,285	3,828,626	175,233	160,842	357,617	347,200	54,866
19.3	Commercial Auto No-Fault (Personal Injury Protection)		691				696	15,986		195	1,403	2	1
19.4	Other Commercial Auto Liability	3,371,825	3,668,068		1,713,920	2,398,327	5,584,127	10,385,436	150,972	336,047	873,835	411,249	61,749
21.1	Private Passenger Auto Physical Damage	2,579,082	2,820,459		1,138,377	1,455,455	1,474,485	217,565	48,265	62,918	(43,867)	280,959	47,167
21.2	Commercial Auto Physical Damage	1,010,781	1,086,501		505,423	459,551	451,987	125,760	16,889	20,228	35,914	125,199	19,446
22.	Aircraft (all perils)												
23.	Fidelity	2,214	3,397		629		99	641		37	425	379	60
24.	Surety							(6,797)			(1,771)		
26.	Burglary and Theft	2,889	2,938		1,392		111	18,065		41	229	440	50
27.	Boiler and Machinery	51,830	57,493		24,034	32,495	34,571	11,352		772	6,120	8,014	940
28.	Credit												
29.	International												
30.	Warranty												
31.	Reins nonproportional assumed property	XXX	XXX	XXX	XXX	XXX	XXX	XXX	XXX	XXX	XXX	XXX	XXX
32.	Reins nonproportional assumed liability	XXX	XXX	XXX	XXX	XXX	XXX	XXX	XXX	XXX	XXX	XXX	XXX
33.	Reins nonproportional assumed financial lines	XXX	XXX	XXX	XXX	XXX	XXX	XXX	XXX	XXX	XXX	XXX	XXX
34.	Aggregate Write-Ins for Other Lines of Business												
35.	Total (a)	32,763,113	34,548,376		16,595,014	23,282,082	24,786,519	30,848,133	1,068,488	1,895,418	4,196,179	4,356,720	597,759
DETAILS OF WRITE-INS													
3401.												
3402.												
3403.												
3498.	Summary of remaining write-ins for Line 34 from overflow page												
3499.	Totals (Lines 3401 through 3403 plus 3498)(Line 34 above)												

(a) Finance and service charges not included in Lines 1 to 35 \$ 25,270
(b) For health business on indicated lines report: Number of persons insured under PPO managed care products and number of persons insured under indemnity only products



ANNUAL STATEMENT FOR THE YEAR 2024 OF THE STATE AUTOMOBILE MUTUAL INSURANCE COMPANY

EXHIBIT OF PREMIUMS AND LOSSES (Statutory Page 14)

NAIC Group Code 0111 BUSINESS IN THE STATE OF Delaware DURING THE YEAR 2024 NAIC Company Code 25135

Line of Business		Gross Premiums, Including Policy and Membership Fees, Less Return Premiums and Premiums on Policies not Taken		3 Dividends Paid or Credited to Policyholders on Direct Business	4 Direct Unearned Premium Reserves	5 Direct Losses Paid (deducting salvage)	6 Direct Losses Incurred	7 Direct Losses Unpaid	8 Direct Defense and Cost Containment Expense Paid	9 Direct Defense and Cost Containment Expense Incurred	10 Direct Defense and Cost Containment Expense Unpaid	11 Commissions and Brokerage Expenses	12 Taxes, Licenses and Fees
		1 Direct Premiums Written	2 Direct Premiums Earned										
1.	Fire	28,135	23,628		20,748	2,147	52,640	75,840	1,125	349	2,934	4,560	860
2.1	Allied Lines	45,242	47,528		37,326		1,815	9,668		675	2,070	7,618	760
2.2	Multiple Peril Crop												
2.3	Federal Flood												
2.4	Private Crop												
2.5	Private Flood												
3.	Farmowners Multiple Peril												
4.	Homeowners Multiple Peril												
5.1	Commercial Multiple Peril (Non-Liability Portion)												
5.2	Commercial Multiple Peril (Liability Portion)												
6.	Mortgage Guaranty												
8.	Ocean Marine												
9.1	Inland Marine	1,736	1,524		1,023		66	133	1,045	25	(1,004)	221	62
9.2	Pet Insurance Plans												
10.	Financial Guaranty												
11.1	Medical Professional Liability - Occurrence												
11.2	Medical Professional Liability - Claims-Made												
12.	Earthquake							2			1		
13.1	Comprehensive (hospital and medical) ind (b)												
13.2	Comprehensive (hospital and medical) group (b)												
14.	Credit A&H (Group and Individual)												
15.1	Vision Only (b).....												
15.2	Dental Only (b)												
15.3	Disability Income (b)												
15.4	Medicare Supplement (b)												
15.5	Medicaid Title XIX (b)												
15.6	Medicare Title XVIII (b).....												
15.7	Long-Term Care (b)												
15.8	Federal Employees Health Benefits Plan (b)												
15.9	Other Health (b)												
16.	Workers' Compensation	33,591	43,334		9,664	59,835	28,566	109,964	39,378	4,316	(24,700)	7,139	9,168
17.1	Other Liability - Occurrence	127,899	104,543		77,151		227,058	445,261		15,997	28,363	20,030	3,475
17.2	Other Liability - Claims-Made	3	3		2		2	5		1	1		
17.3	Excess Workers' Compensation												
18.1	Products Liability - Occurrence	9,311	7,498		4,547		4,893	13,044		1,439	3,813	1,279	381
18.2	Products Liability - Claims-Made												
19.1	Private Passenger Auto No-Fault (Personal Injury Protection)												
19.2	Other Private Passenger Auto Liability												
19.3	Commercial Auto No-Fault (Personal Injury Protection)	1,222	1,565		658	15,000	1,599	(2,714)	2,507	442	(1,136)	196	40
19.4	Other Commercial Auto Liability	26,188	37,189		14,484	32,220	(120,914)	(414,447)	200	3,501	(26,635)	4,062	809
21.1	Private Passenger Auto Physical Damage												
21.2	Commercial Auto Physical Damage	10,563	13,172		5,534	(5,710)	278	(25,325)	14	186	359	1,641	347
22.	Aircraft (all perils)												
23.	Fidelity	382	378		48		15	52		5	36	66	1
24.	Surety							(2)			4		
26.	Burglary and Theft										1		
27.	Boiler and Machinery	2,405	2,334		1,938		91	496		34	265	407	25
28.	Credit												
29.	International												
30.	Warranty												
31.	Reins nonproportional assumed property	XXX	XXX	XXX	XXX	XXX	XXX	XXX	XXX	XXX	XXX	XXX	XXX
32.	Reins nonproportional assumed liability	XXX	XXX	XXX	XXX	XXX	XXX	XXX	XXX	XXX	XXX	XXX	XXX
33.	Reins nonproportional assumed financial lines	XXX	XXX	XXX	XXX	XXX	XXX	XXX	XXX	XXX	XXX	XXX	XXX
34.	Aggregate Write-Ins for Other Lines of Business												
35.	Total (a)	286,677	282,696		173,123	103,492	196,109	211,977	44,269	26,970	(15,628)	47,219	15,930
DETAILS OF WRITE-INS													
3401.												
3402.												
3403.												
3498.	Summary of remaining write-ins for Line 34 from overflow page												
3499.	Totals (Lines 3401 through 3403 plus 3498)(Line 34 above)												

(a) Finance and service charges not included in Lines 1 to 35 \$ 403
(b) For health business on indicated lines report: Number of persons insured under PPO managed care products and number of persons insured under indemnity only products



ANNUAL STATEMENT FOR THE YEAR 2024 OF THE STATE AUTOMOBILE MUTUAL INSURANCE COMPANY

EXHIBIT OF PREMIUMS AND LOSSES (Statutory Page 14)

NAIC Group Code 0111 BUSINESS IN THE STATE OF District of Columbia DURING THE YEAR 2024 NAIC Company Code 25135

Line of Business		Gross Premiums, Including Policy and Membership Fees, Less Return Premiums and Premiums on Policies not Taken		3	4	5	6	7	8	9	10	11	12
		1	2										
		Direct Premiums Written	Direct Premiums Earned	Dividends Paid or Credited to Policyholders on Direct Business	Direct Unearned Premium Reserves	Direct Losses Paid (deducting salvage)	Direct Losses Incurred	Direct Losses Unpaid	Direct Defense and Cost Containment Expense Paid	Direct Defense and Cost Containment Expense Incurred	Direct Defense and Cost Containment Expense Unpaid	Commissions and Brokerage Expenses	Taxes, Licenses and Fees
1.	Fire	41,191	42,684		31,009		1,517	13,492		564	5,636	6,694	1,827
2.1	Allied Lines	25,193	50,171		17,324		1,385	16,128		515	3,175	4,311	1,402
2.2	Multiple Peril Crop												
2.3	Federal Flood												
2.4	Private Crop												
2.5	Private Flood												
3.	Farmowners Multiple Peril												
4.	Homeowners Multiple Peril												
5.1	Commercial Multiple Peril (Non-Liability Portion)												
5.2	Commercial Multiple Peril (Liability Portion)												
6.	Mortgage Guaranty												
8.	Ocean Marine												
9.1	Inland Marine	219	298		49		6	120		2	31	48	86
9.2	Pet Insurance Plans												
10.	Financial Guaranty												
11.1	Medical Professional Liability - Occurrence												
11.2	Medical Professional Liability - Claims-Made												
12.	Earthquake		26					41			18		
13.1	Comprehensive (hospital and medical) ind (b)												
13.2	Comprehensive (hospital and medical) group (b)												
14.	Credit A&H (Group and Individual)												
15.1	Vision Only (b).....												
15.2	Dental Only (b)												
15.3	Disability Income (b)												
15.4	Medicare Supplement (b)												
15.5	Medicaid Title XIX (b)												
15.6	Medicare Title XVIII (b).....												
15.7	Long-Term Care (b)												
15.8	Federal Employees Health Benefits Plan (b)												
15.9	Other Health (b)												
16.	Workers' Compensation	53,695	89,237		12,695	8,260	52,123	151,152	1,439	8,850	28,926	8,022	1,054
17.1	Other Liability - Occurrence	47,118	45,850		23,963		149,933	457,164		4,606	58,835	7,548	1,980
17.2	Other Liability - Claims-Made	3	3		1		2	(284)		1	(59)		
17.3	Excess Workers' Compensation												
18.1	Products Liability - Occurrence	(695)	(588)		(248)		(384)	13,630		(113)	3,549	(72)	80
18.2	Products Liability - Claims-Made												
19.1	Private Passenger Auto No-Fault (Personal Injury Protection)												
19.2	Other Private Passenger Auto Liability												
19.3	Commercial Auto No-Fault (Personal Injury Protection)												
19.4	Other Commercial Auto Liability						109	289			68		
21.1	Private Passenger Auto Physical Damage												
21.2	Commercial Auto Physical Damage							(6)			2		
22.	Aircraft (all perils)												
23.	Fidelity	29	75					51			48	12	49
24.	Surety							275,106			28,740		
26.	Burglary and Theft	36	92					53			36	15	60
27.	Boiler and Machinery	1,783	1,777		1,036		68	390		25	220	292	134
28.	Credit												
29.	International												
30.	Warranty												
31.	Reins nonproportional assumed property	XXX	XXX	XXX	XXX	XXX	XXX	XXX	XXX	XXX	XXX	XXX	XXX
32.	Reins nonproportional assumed liability	XXX	XXX	XXX	XXX	XXX	XXX	XXX	XXX	XXX	XXX	XXX	XXX
33.	Reins nonproportional assumed financial lines	XXX	XXX	XXX	XXX	XXX	XXX	XXX	XXX	XXX	XXX	XXX	XXX
34.	Aggregate Write-Ins for Other Lines of Business												
35.	Total (a)	168,572	229,625		85,829	8,260	204,759	927,326	1,439	14,450	129,225	26,870	6,671
DETAILS OF WRITE-INS													
3401.												
3402.												
3403.												
3498.	Summary of remaining write-ins for Line 34 from overflow page												
3499.	Totals (Lines 3401 through 3403 plus 3498)(Line 34 above)												

(a) Finance and service charges not included in Lines 1 to 35 \$ 222
(b) For health business on indicated lines report: Number of persons insured under PPO managed care products and number of persons insured under indemnity only products



ANNUAL STATEMENT FOR THE YEAR 2024 OF THE STATE AUTOMOBILE MUTUAL INSURANCE COMPANY

EXHIBIT OF PREMIUMS AND LOSSES (Statutory Page 14)

NAIC Group Code 0111 BUSINESS IN THE STATE OF Florida DURING THE YEAR 2024 NAIC Company Code 25135

Line of Business		Gross Premiums, Including Policy and Membership Fees, Less Return Premiums and Premiums on Policies not Taken		3 Dividends Paid or Credited to Policyholders on Direct Business	4 Direct Unearned Premium Reserves	5 Direct Losses Paid (deducting salvage)	6 Direct Losses Incurred	7 Direct Losses Unpaid	8 Direct Defense and Cost Containment Expense Paid	9 Direct Defense and Cost Containment Expense Incurred	10 Direct Defense and Cost Containment Expense Unpaid	11 Commissions and Brokerage Expenses	12 Taxes, Licenses and Fees
		1 Direct Premiums Written	2 Direct Premiums Earned										
1.	Fire	1,090	2,069		283		27	1,529		10	1,209	179	261
2.1	Allied Lines	8,762	9,634		814		58	2,367		21	566	1,568	599
2.2	Multiple Peril Crop												
2.3	Federal Flood												
2.4	Private Crop												
2.5	Private Flood												
3.	Farmowners Multiple Peril												
4.	Homeowners Multiple Peril												
5.1	Commercial Multiple Peril (Non-Liability Portion)												
5.2	Commercial Multiple Peril (Liability Portion)												
6.	Mortgage Guaranty												
8.	Ocean Marine												
9.1	Inland Marine	2,209	624		1,845		31	66		11	19	367	419
9.2	Pet Insurance Plans												
10.	Financial Guaranty												
11.1	Medical Professional Liability - Occurrence												
11.2	Medical Professional Liability - Claims-Made												
12.	Earthquake							1					
13.1	Comprehensive (hospital and medical) ind (b)												
13.2	Comprehensive (hospital and medical) group (b)												
14.	Credit A&H (Group and Individual)												
15.1	Vision Only (b).....												
15.2	Dental Only (b)												
15.3	Disability Income (b)												
15.4	Medicare Supplement (b)												
15.5	Medicaid Title XIX (b)												
15.6	Medicare Title XVIII (b).....												
15.7	Long-Term Care (b)												
15.8	Federal Employees Health Benefits Plan (b)												
15.9	Other Health (b)												
16.	Workers' Compensation							124			73		
17.1	Other Liability - Occurrence	454,991	351,849		300,224	1,585,761	393,298	(397,342)	53,574	63,906	87,957	74,077	21,043
17.2	Other Liability - Claims-Made	2	5		2		3	37		1	7		
17.3	Excess Workers' Compensation												
18.1	Products Liability - Occurrence	30,029	31,116		14,737		20,306	57,290		5,972	15,388	5,449	3,557
18.2	Products Liability - Claims-Made												
19.1	Private Passenger Auto No-Fault (Personal Injury Protection)												
19.2	Other Private Passenger Auto Liability							1,846			47		1
19.3	Commercial Auto No-Fault (Personal Injury Protection)							28,919			(3,698)	46	9
19.4	Other Commercial Auto Liability	287	506		240		11,208	28,919		48			
21.1	Private Passenger Auto Physical Damage					(648)		2,012	156		(249)		
21.2	Commercial Auto Physical Damage												
22.	Aircraft (all perils)												
23.	Fidelity		79					66			43		
24.	Surety							146,976			35,888		
26.	Burglary and Theft		9					4			5		
27.	Boiler and Machinery	7	6		3			15			9	1	2
28.	Credit												
29.	International												
30.	Warranty												
31.	Reins nonproportional assumed property	XXX	XXX	XXX	XXX	XXX	XXX	XXX	XXX	XXX	XXX	XXX	XXX
32.	Reins nonproportional assumed liability	XXX	XXX	XXX	XXX	XXX	XXX	XXX	XXX	XXX	XXX	XXX	XXX
33.	Reins nonproportional assumed financial lines	XXX	XXX	XXX	XXX	XXX	XXX	XXX	XXX	XXX	XXX	XXX	XXX
34.	Aggregate Write-Ins for Other Lines of Business												
35.	Total (a)	497,377	395,897		318,148	1,585,113	424,931	(156,090)	53,730	69,969	137,264	81,687	25,890
DETAILS OF WRITE-INS													
3401.												
3402.												
3403.												
3498.	Summary of remaining write-ins for Line 34 from overflow page												
3499.	Totals (Lines 3401 through 3403 plus 3498)(Line 34 above)												

(a) Finance and service charges not included in Lines 1 to 35 \$611
(b) For health business on indicated lines report: Number of persons insured under PPO managed care products and number of persons insured under indemnity only products



ANNUAL STATEMENT FOR THE YEAR 2024 OF THE STATE AUTOMOBILE MUTUAL INSURANCE COMPANY

EXHIBIT OF PREMIUMS AND LOSSES (Statutory Page 14)

NAIC Group Code 0111		BUSINESS IN THE STATE OF Georgia		DURING THE YEAR 2024								NAIC Company Code 25135	
Line of Business		Gross Premiums, Including Policy and Membership Fees, Less Return Premiums and Premiums on Policies not Taken		3	4	5	6	7	8	9	10	11	12
		1	2										
		Direct Premiums Written	Direct Premiums Earned	Dividends Paid or Credited to Policyholders on Direct Business	Direct Unearned Premium Reserves	Direct Losses Paid (deducting salvage)	Direct Losses Incurred	Direct Losses Unpaid	Direct Defense and Cost Containment Expense Paid	Direct Defense and Cost Containment Expense Incurred	Direct Defense and Cost Containment Expense Unpaid	Commissions and Brokerage Expenses	Taxes, Licenses and Fees
1.	Fire	1,605,231	1,925,961		798,376	5,433,678	7,783,398	3,032,286	214,184	232,399	134,238	235,290	83,289
2.1	Allied Lines	1,179,033	1,541,708		579,531	948,437	1,346,235	1,682,664	89,299	95,251	(60,515)	177,772	59,074
2.2	Multiple Peril Crop												
2.3	Federal Flood												
2.4	Private Crop												
2.5	Private Flood												
3.	Farmowners Multiple Peril	6,378,172	6,207,344		3,214,839	7,768,397	12,687,053	5,919,466	92,700	126,407	163,064	995,515	295,924
4.	Homeowners Multiple Peril												
5.1	Commercial Multiple Peril (Non-Liability Portion)	1,838,358	2,422,341		810,437	1,897,200	2,211,960	1,461,450	92,896	91,634	94,123	292,839	107,600
5.2	Commercial Multiple Peril (Liability Portion)	1,016,494	1,250,548		464,404	783,068	624,740	1,053,390	64,743	225,274	480,821	160,527	56,673
6.	Mortgage Guaranty												
8.	Ocean Marine												
9.1	Inland Marine	338,803	437,165		157,564	65,579	28,912	(39,032)	2,452	7,843	6,579	52,190	18,792
9.2	Pet Insurance Plans												
10.	Financial Guaranty												
11.1	Medical Professional Liability - Occurrence												
11.2	Medical Professional Liability - Claims-Made												
12.	Earthquake	494	2,811		59			288			97	94	66
13.1	Comprehensive (hospital and medical) ind (b)												
13.2	Comprehensive (hospital and medical) group (b)												
14.	Credit A&H (Group and Individual)												
15.1	Vision Only (b).....												
15.2	Dental Only (b)												
15.3	Disability Income (b)												
15.4	Medicare Supplement (b)												
15.5	Medicaid Title XIX (b)												
15.6	Medicare Title XVIII (b).....												
15.7	Long-Term Care (b)												
15.8	Federal Employees Health Benefits Plan (b)												
15.9	Other Health (b)												
16.	Workers' Compensation	373,043	346,949		62,029	257,323	208,418	656,657	18,904	34,241	165,150	52,290	37,758
17.1	Other Liability - Occurrence	3,708,840	5,014,579		1,521,403	6,481,292	5,379,482	4,738,808	318,492	634,922	1,214,028	629,537	205,740
17.2	Other Liability - Claims-Made	80,731	101,188		35,034	253,653	67,680	(87,701)		22,885	35,159	12,106	3,811
17.3	Excess Workers' Compensation												
18.1	Products Liability - Occurrence	144,095	202,928		74,982	26,650	132,431	300,109	35	38,948	150,363	22,579	8,409
18.2	Products Liability - Claims-Made												
19.1	Private Passenger Auto No-Fault (Personal Injury Protection)												
19.2	Other Private Passenger Auto Liability					(467)		(89,299)	105		(12,544)		
19.3	Commercial Auto No-Fault (Personal Injury Protection)	160	130		74		131	3,813	37		379	19	10
19.4	Other Commercial Auto Liability	11,163,382	13,292,667		4,850,618	10,380,484	13,835,939	15,558,802	255,322	1,227,818	2,642,283	1,391,374	618,356
21.1	Private Passenger Auto Physical Damage							(848)			757		
21.2	Commercial Auto Physical Damage	3,227,608	3,989,359		1,414,850	2,008,700	2,018,806	131,572	54,909	72,820	141,727	404,611	180,870
22.	Aircraft (all perils)												
23.	Fidelity	8,300	11,482		3,763		356	2,836		132	1,913	1,602	511
24.	Surety							(536)			(4,795)		
26.	Burglary and Theft	8,433	11,110		3,909	14,375	14,718	1,588		128	961	1,283	448
27.	Boiler and Machinery	54,165	73,593		25,367	366,403	(131,096)	(147,170)	365	(5,756)	8,161	8,328	3,035
28.	Credit												
29.	International												
30.	Warranty												
31.	Reins nonproportional assumed property	XXX	XXX	XXX	XXX	XXX	XXX	XXX	XXX	XXX	XXX	XXX	XXX
32.	Reins nonproportional assumed liability	XXX	XXX	XXX	XXX	XXX	XXX	XXX	XXX	XXX	XXX	XXX	XXX
33.	Reins nonproportional assumed financial lines	XXX	XXX	XXX	XXX	XXX	XXX	XXX	XXX	XXX	XXX	XXX	XXX
34.	Aggregate Write-Ins for Other Lines of Business												
35.	Total (a)	31,125,342	36,831,843		14,017,239	36,684,772	46,209,163	34,179,143	1,204,406	2,804,983	5,161,949	4,437,956	1,680,363
DETAILS OF WRITE-INS													
3401.												
3402.												
3403.												
3498.	Summary of remaining write-ins for Line 34 from overflow page												
3499.	Totals (Lines 3401 through 3403 plus 3498)(Line 34 above)												

(a) Finance and service charges not included in Lines 1 to 35 \$ 30,029
(b) For health business on indicated lines report: Number of persons insured under PPO managed care products and number of persons insured under indemnity only products



ANNUAL STATEMENT FOR THE YEAR 2024 OF THE STATE AUTOMOBILE MUTUAL INSURANCE COMPANY

EXHIBIT OF PREMIUMS AND LOSSES (Statutory Page 14)

NAIC Group Code 0111 BUSINESS IN THE STATE OF Hawaii DURING THE YEAR 2024 NAIC Company Code 25135

Line of Business	Gross Premiums, Including Policy and Membership Fees, Less Return Premiums and Premiums on Policies not Taken		3	4	5	6	7	8	9	10	11	12
	1	2										
	Direct Premiums Written	Direct Premiums Earned	Dividends Paid or Credited to Policyholders on Direct Business	Direct Unearned Premium Reserves	Direct Losses Paid (deducting salvage)	Direct Losses Incurred	Direct Losses Unpaid	Direct Defense and Cost Containment Expense Paid	Direct Defense and Cost Containment Expense Incurred	Direct Defense and Cost Containment Expense Unpaid	Commissions and Brokerage Expenses	Taxes, Licenses and Fees
1. Fire												
2.1 Allied Lines												
2.2 Multiple Peril Crop												
2.3 Federal Flood												
2.4. Private Crop												
2.5 Private Flood												
3. Farmowners Multiple Peril												
4. Homeowners Multiple Peril												
5.1 Commercial Multiple Peril (Non-Liability Portion)												
5.2 Commercial Multiple Peril (Liability Portion)												
6. Mortgage Guaranty												
8. Ocean Marine												
9.1 Inland Marine												
9.2 Pet Insurance Plans												
10. Financial Guaranty												
11.1 Medical Professional Liability - Occurrence												
11.2 Medical Professional Liability - Claims-Made												
12. Earthquake												
13.1 Comprehensive (hospital and medical) ind (b)												
13.2 Comprehensive (hospital and medical) group (b)												
14. Credit A&H (Group and Individual)												
15.1 Vision Only (b).....												
15.2 Dental Only (b)												
15.3 Disability Income (b)												
15.4 Medicare Supplement (b)												
15.5 Medicaid Title XIX (b)												
15.6 Medicare Title XVIII (b).....												
15.7 Long-Term Care (b)												
15.8 Federal Employees Health Benefits Plan (b)												
15.9 Other Health (b)												
16. Workers' Compensation												
17.1 Other Liability - Occurrence												
17.2 Other Liability - Claims-Made												
17.3 Excess Workers' Compensation												
18.1 Products Liability - Occurrence												
18.2 Products Liability - Claims-Made												
19.1 Private Passenger Auto No-Fault (Personal Injury Protection)												
19.2 Other Private Passenger Auto Liability												15
19.3 Commercial Auto No-Fault (Personal Injury Protection)												
19.4 Other Commercial Auto Liability												
21.1 Private Passenger Auto Physical Damage												
21.2 Commercial Auto Physical Damage												
22. Aircraft (all perils)												
23. Fidelity												
24. Surety												
26. Burglary and Theft												
27. Boiler and Machinery												
28. Credit												
29. International												
30. Warranty												
31. Reins nonproportional assumed property	XXX	XXX	XXX	XXX	XXX	XXX	XXX	XXX	XXX	XXX	XXX	XXX
32. Reins nonproportional assumed liability	XXX	XXX	XXX	XXX	XXX	XXX	XXX	XXX	XXX	XXX	XXX	XXX
33. Reins nonproportional assumed financial lines	XXX	XXX	XXX	XXX	XXX	XXX	XXX	XXX	XXX	XXX	XXX	XXX
34. Aggregate Write-Ins for Other Lines of Business												
35. Total (a)												15
DETAILS OF WRITE-INS												
3401.												
3402.												
3403.												
3498. Summary of remaining write-ins for Line 34 from overflow page												
3499. Totals (Lines 3401 through 3403 plus 3498)(Line 34 above)												

(a) Finance and service charges not included in Lines 1 to 35 \$ and number of persons insured under indemnity only products

(b) For health business on indicated lines report: Number of persons insured under PPO managed care products and number of persons insured under indemnity only products



ANNUAL STATEMENT FOR THE YEAR 2024 OF THE STATE AUTOMOBILE MUTUAL INSURANCE COMPANY

EXHIBIT OF PREMIUMS AND LOSSES (Statutory Page 14)

NAIC Group Code 0111 BUSINESS IN THE STATE OF Idaho DURING THE YEAR 2024 NAIC Company Code 25135

Line of Business	Gross Premiums, Including Policy and Membership Fees, Less Return Premiums and Premiums on Policies not Taken		3	4	5	6	7	8	9	10	11	12
	1	2										
	Direct Premiums Written	Direct Premiums Earned	Dividends Paid or Credited to Policyholders on Direct Business	Direct Unearned Premium Reserves	Direct Losses Paid (deducting salvage)	Direct Losses Incurred	Direct Losses Unpaid	Direct Defense and Cost Containment Expense Paid	Direct Defense and Cost Containment Expense Incurred	Direct Defense and Cost Containment Expense Unpaid	Commissions and Brokerage Expenses	Taxes, Licenses and Fees
1. Fire												
2.1 Allied Lines												
2.2 Multiple Peril Crop												
2.3 Federal Flood												
2.4. Private Crop												
2.5 Private Flood												
3. Farmowners Multiple Peril												
4. Homeowners Multiple Peril												
5.1 Commercial Multiple Peril (Non-Liability Portion)												
5.2 Commercial Multiple Peril (Liability Portion)												
6. Mortgage Guaranty												
8. Ocean Marine												
9.1 Inland Marine												
9.2 Pet Insurance Plans												
10. Financial Guaranty												
11.1 Medical Professional Liability - Occurrence												
11.2 Medical Professional Liability - Claims-Made												
12. Earthquake												
13.1 Comprehensive (hospital and medical) ind (b)												
13.2 Comprehensive (hospital and medical) group (b)												
14. Credit A&H (Group and Individual)												
15.1 Vision Only (b).....												
15.2 Dental Only (b)												
15.3 Disability Income (b)												
15.4 Medicare Supplement (b)												
15.5 Medicaid Title XIX (b)												
15.6 Medicare Title XVIII (b).....												
15.7 Long-Term Care (b)												
15.8 Federal Employees Health Benefits Plan (b)												
15.9 Other Health (b)												
16. Workers' Compensation	165,338	106,768		74,299		57,584	80,046	15	10,323	14,252	21,052	3,045
17.1 Other Liability - Occurrence						(34)	(76)			(16)		
17.2 Other Liability - Claims-Made												
17.3 Excess Workers' Compensation												
18.1 Products Liability - Occurrence												
18.2 Products Liability - Claims-Made												
19.1 Private Passenger Auto No-Fault (Personal Injury Protection)												
19.2 Other Private Passenger Auto Liability												4,646
19.3 Commercial Auto No-Fault (Personal Injury Protection)												
19.4 Other Commercial Auto Liability						21	56			10		
21.1 Private Passenger Auto Physical Damage												
21.2 Commercial Auto Physical Damage												
22. Aircraft (all perils)												
23. Fidelity												
24. Surety												
26. Burglary and Theft												
27. Boiler and Machinery												
28. Credit												
29. International												
30. Warranty												
31. Reins nonproportional assumed property	XXX	XXX	XXX	XXX	XXX	XXX	XXX	XXX	XXX	XXX	XXX	XXX
32. Reins nonproportional assumed liability	XXX	XXX	XXX	XXX	XXX	XXX	XXX	XXX	XXX	XXX	XXX	XXX
33. Reins nonproportional assumed financial lines	XXX	XXX	XXX	XXX	XXX	XXX	XXX	XXX	XXX	XXX	XXX	XXX
34. Aggregate Write-Ins for Other Lines of Business												
35. Total (a)	165,338	106,768		74,299		57,571	80,026	15	10,323	14,246	21,052	7,690
DETAILS OF WRITE-INS												
3401.												
3402.												
3403.												
3498. Summary of remaining write-ins for Line 34 from overflow page												
3499. Totals (Lines 3401 through 3403 plus 3498)(Line 34 above)												

(a) Finance and service charges not included in Lines 1 to 35 \$6
(b) For health business on indicated lines report: Number of persons insured under PPO managed care products and number of persons insured under indemnity only products



ANNUAL STATEMENT FOR THE YEAR 2024 OF THE STATE AUTOMOBILE MUTUAL INSURANCE COMPANY

EXHIBIT OF PREMIUMS AND LOSSES (Statutory Page 14)

NAIC Group Code 0111		BUSINESS IN THE STATE OF Illinois		DURING THE YEAR 2024								NAIC Company Code 25135	
Line of Business		Gross Premiums, Including Policy and Membership Fees, Less Return Premiums and Premiums on Policies not Taken		3 Dividends Paid or Credited to Policyholders on Direct Business	4 Direct Unearned Premium Reserves	5 Direct Losses Paid (deducting salvage)	6 Direct Losses Incurred	7 Direct Losses Unpaid	8 Direct Defense and Cost Containment Expense Paid	9 Direct Defense and Cost Containment Expense Incurred	10 Direct Defense and Cost Containment Expense Unpaid	11 Commissions and Brokerage Expenses	12 Taxes, Licenses and Fees
		1 Direct Premiums Written	2 Direct Premiums Earned										
1.	Fire	2,705,605	2,401,994		1,323,476	412,815	295,123	530,059	2,703	38,029	125,865	191,180	66,718
2.1	Allied Lines	2,560,986	2,228,304		1,218,925	263,573	246,442	(148,692)	10,649	44,775	58,264	238,669	45,334
2.2	Multiple Peril Crop												
2.3	Federal Flood												
2.4	Private Crop												
2.5	Private Flood												
3.	Farmowners Multiple Peril	3,282,642	3,635,998		1,597,621	2,882,399	2,046,825	3,534,588	120,714	120,232	78,898	515,090	91,262
4.	Homeowners Multiple Peril	46,589	82,901		18,459	56,959	13,000	(58,904)	1,090	966	2,007	7,363	1,683
5.1	Commercial Multiple Peril (Non-Liability Portion)	2,506,504	2,970,672		1,240,054	3,342,238	3,126,662	(554,956)	109,281	124,608	90,300	395,186	60,567
5.2	Commercial Multiple Peril (Liability Portion)	1,361,350	1,642,189		630,645	1,640,307	754,840	3,339,743	115,123	280,212	1,352,879	216,536	34,852
6.	Mortgage Guaranty												
8.	Ocean Marine												
9.1	Inland Marine	221,951	276,853		78,976	43,900	42,036	7,249	1,282	5,842	6,781	33,210	6,845
9.2	Pet Insurance Plans												
10.	Financial Guaranty												
11.1	Medical Professional Liability - Occurrence												
11.2	Medical Professional Liability - Claims-Made												
12.	Earthquake	54,317	61,233		24,368			1,678			451	8,214	1,669
13.1	Comprehensive (hospital and medical) ind (b)												
13.2	Comprehensive (hospital and medical) group (b)												
14.	Credit A&H (Group and Individual)												
15.1	Vision Only (b).....												
15.2	Dental Only (b)												
15.3	Disability Income (b)												
15.4	Medicare Supplement (b)												
15.5	Medicaid Title XIX (b)												
15.6	Medicare Title XVIII (b).....												
15.7	Long-Term Care (b)												
15.8	Federal Employees Health Benefits Plan (b)												
15.9	Other Health (b)												
16.	Workers' Compensation	832,415	925,938		140,876	1,173,921	945,864	6,765,323	44,461	93,553	484,170	86,776	8,845
17.1	Other Liability - Occurrence	4,106,919	4,209,134		1,597,174	909,541	5,294,594	8,524,652	351,683	521,403	918,169	647,313	77,586
17.2	Other Liability - Claims-Made	78,378	74,323		31,890	51,231	48,503	69,388	2,900	14,265	23,036	11,074	1,414
17.3	Excess Workers' Compensation												
18.1	Products Liability - Occurrence	467	451		(153)		295	17,201	78,484	87	(79,337)	99	19
18.2	Products Liability - Claims-Made												
19.1	Private Passenger Auto No-Fault (Personal Injury Protection)												
19.2	Other Private Passenger Auto Liability	11,198	15,945		377	1,732	13,280	78,737		702	16,820	1,526	349
19.3	Commercial Auto No-Fault (Personal Injury Protection)	5,687	7,520		1,921		7,577	24,457		2,125	3,890	683	175
19.4	Other Commercial Auto Liability	5,736,017	6,707,250		2,517,092	3,833,008	9,759,796	15,283,498	164,573	618,468	1,684,586	680,829	121,049
21.1	Private Passenger Auto Physical Damage	14,888	21,045		700	5,671	9,262	(645)	19	231	(1,622)	2,049	536
21.2	Commercial Auto Physical Damage	2,287,894	2,626,381		1,047,926	765,036	1,101,928	759,238	61,360	50,645	49,552	275,769	52,110
22.	Aircraft (all perils)												
23.	Fidelity	5,201	5,201		2,548		199	684		74	428	621	73
24.	Surety							(744)			1,518		
26.	Burglary and Theft	11,820	11,966		5,523	10,000	464	11,599		173	954	1,426	193
27.	Boiler and Machinery	114,380	110,881		50,789		42,602	28,680		2,570	9,983	12,916	1,658
28.	Credit												
29.	International												
30.	Warranty												
31.	Reins nonproportional assumed property	XXX	XXX	XXX	XXX	XXX	XXX	XXX	XXX	XXX	XXX	XXX	XXX
32.	Reins nonproportional assumed liability	XXX	XXX	XXX	XXX	XXX	XXX	XXX	XXX	XXX	XXX	XXX	XXX
33.	Reins nonproportional assumed financial lines	XXX	XXX	XXX	XXX	XXX	XXX	XXX	XXX	XXX	XXX	XXX	XXX
34.	Aggregate Write-Ins for Other Lines of Business												
35.	Total (a)	25,945,208	28,016,179		11,529,187	15,392,331	23,749,292	38,212,833	1,064,322	1,918,960	4,827,592	3,326,529	572,936
DETAILS OF WRITE-INS													
3401.												
3402.												
3403.												
3498.	Summary of remaining write-ins for Line 34 from overflow page												
3499.	Totals (Lines 3401 through 3403 plus 3498)(Line 34 above)												

(a) Finance and service charges not included in Lines 1 to 35 \$ 18,585
(b) For health business on indicated lines report: Number of persons insured under PPO managed care products and number of persons insured under indemnity only products



ANNUAL STATEMENT FOR THE YEAR 2024 OF THE STATE AUTOMOBILE MUTUAL INSURANCE COMPANY

EXHIBIT OF PREMIUMS AND LOSSES (Statutory Page 14)

NAIC Group Code 0111 BUSINESS IN THE STATE OF Indiana DURING THE YEAR 2024 NAIC Company Code 25135

Line of Business		Gross Premiums, Including Policy and Membership Fees, Less Return Premiums and Premiums on Policies not Taken		3 Dividends Paid or Credited to Policyholders on Direct Business	4 Direct Unearned Premium Reserves	5 Direct Losses Paid (deducting salvage)	6 Direct Losses Incurred	7 Direct Losses Unpaid	8 Direct Defense and Cost Containment Expense Paid	9 Direct Defense and Cost Containment Expense Incurred	10 Direct Defense and Cost Containment Expense Unpaid	11 Commissions and Brokerage Expenses	12 Taxes, Licenses and Fees
		1 Direct Premiums Written	2 Direct Premiums Earned										
1.	Fire	6,058,291	4,581,327		3,217,432	2,346,652	3,233,006	2,251,569	49,394	125,408	235,553	833,832	100,866
2.1	Allied Lines	3,988,302	3,204,690		1,981,906	5,298,888	2,916,735	(1,961,021)	109,073	147,989	83,228	552,868	49,502
2.2	Multiple Peril Crop												
2.3	Federal Flood												
2.4	Private Crop												
2.5	Private Flood												
3.	Farmowners Multiple Peril	5,719,833	5,180,799		2,882,657	3,248,923	5,362,616	3,879,650	86,036	140,188	213,423	882,831	103,623
4.	Homeowners Multiple Peril	944,498	1,489,803		332,661	1,127,473	1,151,229	(88,175)	29,240	32,534	57,368	161,566	23,259
5.1	Commercial Multiple Peril (Non-Liability Portion)	889,488	1,105,295		510,611	2,030,980	1,419,073	(269,162)	60,916	33,090	(24,783)	140,739	17,091
5.2	Commercial Multiple Peril (Liability Portion)	599,033	712,055		292,960	559,104	344,976	4,024,566	181,720	124,653	1,578,932	95,395	11,413
6.	Mortgage Guaranty												
8.	Ocean Marine												
9.1	Inland Marine	346,952	509,178		183,703	70,546	85,505	41,296	589	6,809	9,074	55,228	6,735
9.2	Pet Insurance Plans												
10.	Financial Guaranty												
11.1	Medical Professional Liability - Occurrence												
11.2	Medical Professional Liability - Claims-Made												
12.	Earthquake	160,838	161,209		75,709			4,140			1,250	24,771	2,555
13.1	Comprehensive (hospital and medical) ind (b)												
13.2	Comprehensive (hospital and medical) group (b)												
14.	Credit A&H (Group and Individual)												
15.1	Vision Only (b).....												
15.2	Dental Only (b)												
15.3	Disability Income (b)												
15.4	Medicare Supplement (b)												
15.5	Medicaid Title XIX (b)												
15.6	Medicare Title XVIII (b).....												
15.7	Long-Term Care (b)												
15.8	Federal Employees Health Benefits Plan (b)												
15.9	Other Health (b)												
16.	Workers' Compensation	799,879	1,027,336		268,365	272,102	586,112	1,985,586	15,751	99,692	408,861	96,694	11,387
17.1	Other Liability - Occurrence	4,435,585	4,273,703		1,820,625	11,888,782	(4,352,929)	(13,188,712)	215,339	536,611	1,372,993	678,025	56,093
17.2	Other Liability - Claims-Made	69,288	62,682		37,376	142,527	40,907	(42,597)		12,031	21,622	9,983	900
17.3	Excess Workers' Compensation												
18.1	Products Liability - Occurrence	27,594	24,841		9,589		16,211	44,132		4,768	13,462	3,217	566
18.2	Products Liability - Claims-Made												
19.1	Private Passenger Auto No-Fault (Personal Injury Protection)												
19.2	Other Private Passenger Auto Liability	468,085	654,496		13,329	681,984	778,400	1,945,789	131,285	30,416	(1,401)	68,301	10,113
19.3	Commercial Auto No-Fault (Personal Injury Protection)	6,449	9,727		1,940		9,800	31,367		2,748	5,945	894	90
19.4	Other Commercial Auto Liability	2,615,882	3,099,360		1,210,419	3,229,826	3,856,571	5,941,965	67,538	261,501	780,936	353,140	42,322
21.1	Private Passenger Auto Physical Damage	619,686	853,624		19,713	238,444	222,315	34,880	2,781	11,250	48,652	90,669	13,222
21.2	Commercial Auto Physical Damage	1,531,722	1,762,236		707,988	724,520	944,490	488,051	35,673	33,192	42,776	213,193	25,468
22.	Aircraft (all perils)												
23.	Fidelity	9,908	9,289		3,824	14,408	23,908	10,716		137	565	1,491	133
24.	Surety												
26.	Burglary and Theft	28,846	25,445		13,813	10,000	1,114	1,863		414	1,694	4,041	411
27.	Boiler and Machinery	170,013	161,015		77,341		6,674	23,905		2,481	13,603	24,957	2,391
28.	Credit												
29.	International												
30.	Warranty												
31.	Reins nonproportional assumed property	XXX	XXX	XXX	XXX	XXX	XXX	XXX	XXX	XXX	XXX	XXX	XXX
32.	Reins nonproportional assumed liability	XXX	XXX	XXX	XXX	XXX	XXX	XXX	XXX	XXX	XXX	XXX	XXX
33.	Reins nonproportional assumed financial lines	XXX	XXX	XXX	XXX	XXX	XXX	XXX	XXX	XXX	XXX	XXX	XXX
34.	Aggregate Write-Ins for Other Lines of Business												
35.	Total (a)	29,490,172	28,908,090		13,661,961	31,885,159	16,646,713	5,159,876	985,335	1,605,912	4,864,358	4,291,835	478,138
DETAILS OF WRITE-INS													
3401.												
3402.												
3403.												
3498.	Summary of remaining write-ins for Line 34 from overflow page												
3499.	Totals (Lines 3401 through 3403 plus 3498)(Line 34 above)												

(a) Finance and service charges not included in Lines 1 to 35 \$ 30,500
(b) For health business on indicated lines report: Number of persons insured under PPO managed care products and number of persons insured under indemnity only products



ANNUAL STATEMENT FOR THE YEAR 2024 OF THE STATE AUTOMOBILE MUTUAL INSURANCE COMPANY

EXHIBIT OF PREMIUMS AND LOSSES (Statutory Page 14)

NAIC Group Code 0111 BUSINESS IN THE STATE OF Iowa DURING THE YEAR 2024 NAIC Company Code 25135

Line of Business		Gross Premiums, Including Policy and Membership Fees, Less Return Premiums and Premiums on Policies not Taken		3	4	5	6	7	8	9	10	11	12
		1	2										
		Direct Premiums Written	Direct Premiums Earned	Dividends Paid or Credited to Policyholders on Direct Business	Direct Unearned Premium Reserves	Direct Losses Paid (deducting salvage)	Direct Losses Incurred	Direct Losses Unpaid	Direct Defense and Cost Containment Expense Paid	Direct Defense and Cost Containment Expense Incurred	Direct Defense and Cost Containment Expense Unpaid	Commissions and Brokerage Expenses	Taxes, Licenses and Fees
1.	Fire	534,367	460,999		212,576		20,244	85,254		7,526	24,396	78,120	6,628
2.1	Allied Lines	790,151	675,958		320,998	16,543	51,010	(65,801)	9,530	17,927	16,977	112,248	9,814
2.2	Multiple Peril Crop												
2.3	Federal Flood												
2.4	Private Crop												
2.5	Private Flood												
3.	Farmowners Multiple Peril	8,992,244	7,251,953		4,889,662	2,782,428	4,037,844	2,389,469	84,438	145,945	142,357	1,443,209	158,305
4.	Homeowners Multiple Peril	3,662	17,198		2,329		2,315	9,047		49	1,092	595	247
5.1	Commercial Multiple Peril (Non-Liability Portion)	78,538	99,877		33,019	141,636	69,517	626,193	169,913	8,693	(163,014)	12,391	1,239
5.2	Commercial Multiple Peril (Liability Portion)	55,834	65,593		26,854	3,773	28,198	220,136	380	10,811	101,319	8,822	873
6.	Mortgage Guaranty												
8.	Ocean Marine												
9.1	Inland Marine	85,847	78,568		37,682	32,250	35,440	5,345	456	1,642	1,713	12,021	1,172
9.2	Pet Insurance Plans												
10.	Financial Guaranty												
11.1	Medical Professional Liability - Occurrence												
11.2	Medical Professional Liability - Claims-Made												
12.	Earthquake	11,534	11,267		3,742			147			38	1,848	123
13.1	Comprehensive (hospital and medical) ind (b)												
13.2	Comprehensive (hospital and medical) group (b)												
14.	Credit A&H (Group and Individual)												
15.1	Vision Only (b).....												
15.2	Dental Only (b)												
15.3	Disability Income (b)												
15.4	Medicare Supplement (b)												
15.5	Medicaid Title XIX (b)												
15.6	Medicare Title XVIII (b).....												
15.7	Long-Term Care (b)												
15.8	Federal Employees Health Benefits Plan (b)												
15.9	Other Health (b)												
16.	Workers' Compensation	71,795	94,725		14,989	29,163	118,142	1,130,968	210	10,104	48,129	8,663	3,438
17.1	Other Liability - Occurrence	926,646	908,104		369,544	93,599	1,341,068	2,227,507	8,118	88,115	239,342	150,168	13,760
17.2	Other Liability - Claims-Made	13,019	12,855		5,234		8,389	14,124		2,467	4,870	1,855	204
17.3	Excess Workers' Compensation							369			164		
18.1	Products Liability - Occurrence												
18.2	Products Liability - Claims-Made												
19.1	Private Passenger Auto No-Fault (Personal Injury Protection)							(40)			14		
19.2	Other Private Passenger Auto Liability												
19.3	Commercial Auto No-Fault (Personal Injury Protection)	113	899		52		902	4,627		250	583	26	16
19.4	Other Commercial Auto Liability	1,014,095	1,183,749		468,284	241,744	1,832,061	2,922,946	4,041	92,819	225,978	149,276	19,412
21.1	Private Passenger Auto Physical Damage							(92)			26		
21.2	Commercial Auto Physical Damage	924,108	955,746		429,063	502,180	545,664	(313,929)	21,857	19,679	23,268	139,519	16,903
22.	Aircraft (all perils)												
23.	Fidelity	1,084	1,141		471		42	179		16	148	157	17
24.	Surety							(51)			104		
26.	Burglary and Theft	3,791	3,656		1,516		147	455		55	260	548	68
27.	Boiler and Machinery	39,529	39,818		14,959	83,985	85,523	6,271		572	3,535	6,003	495
28.	Credit												
29.	International												
30.	Warranty												
31.	Reins nonproportional assumed property	XXX	XXX	XXX	XXX	XXX	XXX	XXX	XXX	XXX	XXX	XXX	XXX
32.	Reins nonproportional assumed liability	XXX	XXX	XXX	XXX	XXX	XXX	XXX	XXX	XXX	XXX	XXX	XXX
33.	Reins nonproportional assumed financial lines	XXX	XXX	XXX	XXX	XXX	XXX	XXX	XXX	XXX	XXX	XXX	XXX
34.	Aggregate Write-Ins for Other Lines of Business												
35.	Total (a)	13,546,357	11,862,106		6,830,974	3,927,301	8,176,506	9,263,124	298,943	406,670	671,299	2,125,469	232,712
DETAILS OF WRITE-INS													
3401.												
3402.												
3403.												
3498.	Summary of remaining write-ins for Line 34 from overflow page												
3499.	Totals (Lines 3401 through 3403 plus 3498)(Line 34 above)												

(a) Finance and service charges not included in Lines 1 to 35 \$ 26,993
(b) For health business on indicated lines report: Number of persons insured under PPO managed care products and number of persons insured under indemnity only products



ANNUAL STATEMENT FOR THE YEAR 2024 OF THE STATE AUTOMOBILE MUTUAL INSURANCE COMPANY

EXHIBIT OF PREMIUMS AND LOSSES (Statutory Page 14)

NAIC Group Code 0111		BUSINESS IN THE STATE OF Kansas		DURING THE YEAR 2024								NAIC Company Code 25135	
Line of Business		Gross Premiums, Including Policy and Membership Fees, Less Return Premiums and Premiums on Policies not Taken		3	4	5	6	7	8	9	10	11	12
		1	2										
		Direct Premiums Written	Direct Premiums Earned	Dividends Paid or Credited to Policyholders on Direct Business	Direct Unearned Premium Reserves	Direct Losses Paid (deducting salvage)	Direct Losses Incurred	Direct Losses Unpaid	Direct Defense and Cost Containment Expense Paid	Direct Defense and Cost Containment Expense Incurred	Direct Defense and Cost Containment Expense Unpaid	Commissions and Brokerage Expenses	Taxes, Licenses and Fees
1.	Fire	883,700	897,651		433,661	373,983	(13,071)	171,034	17,065	16,126	26,472	134,468	25,910
2.1	Allied Lines	1,090,103	1,152,407		484,090	832,579	822,006	403,423	61,482	90,994	18,650	162,989	17,575
2.2	Multiple Peril Crop												
2.3	Federal Flood												
2.4	Private Crop												
2.5	Private Flood												
3.	Farmowners Multiple Peril	7,449,387	7,646,882		3,649,475	2,992,038	3,604,026	1,493,681	132,300	168,111	162,327	1,173,533	145,217
4.	Homeowners Multiple Peril	7,908,312	13,342,062		2,785,413	12,219,319	12,389,867	5,561,826	351,411	298,518	202,857	925,563	191,784
5.1	Commercial Multiple Peril (Non-Liability Portion)	1,983,479	2,519,666		1,024,487	2,390,990	1,544,159	(287,950)	126,886	84,850	1,892	308,199	37,813
5.2	Commercial Multiple Peril (Liability Portion)	690,693	861,211		332,898	141,842	427,067	1,247,158	18,037	154,781	369,488	108,960	14,347
6.	Mortgage Guaranty												
8.	Ocean Marine												
9.1	Inland Marine	195,095	201,353		60,708		7,567	(8,441)		2,813	4,016	28,586	3,755
9.2	Pet Insurance Plans												
10.	Financial Guaranty												
11.1	Medical Professional Liability - Occurrence												
11.2	Medical Professional Liability - Claims-Made												
12.	Earthquake	36,565	47,987		13,479			1,099			303	5,014	633
13.1	Comprehensive (hospital and medical) ind (b)												
13.2	Comprehensive (hospital and medical) group (b)												
14.	Credit A&H (Group and Individual)												
15.1	Vision Only (b).....												
15.2	Dental Only (b)												
15.3	Disability Income (b)												
15.4	Medicare Supplement (b)												
15.5	Medicaid Title XIX (b)												
15.6	Medicare Title XVIII (b).....												
15.7	Long-Term Care (b)												
15.8	Federal Employees Health Benefits Plan (b)												
15.9	Other Health (b)												
16.	Workers' Compensation	272,557	319,034		95,717	2,371,604	99,972	(1,757,969)	9,943	33,060	99,314	31,256	6,118
17.1	Other Liability - Occurrence	926,730	1,042,957		409,032	377,452	1,442,891	2,439,127	3,478	106,025	246,942	156,965	17,055
17.2	Other Liability - Claims-Made	18,319	18,966		7,349		12,378	26,618		3,640	5,921	2,782	315
17.3	Excess Workers' Compensation												
18.1	Products Liability - Occurrence	100	333		11		217	701		64	199	25	8
18.2	Products Liability - Claims-Made												
19.1	Private Passenger Auto No-Fault (Personal Injury Protection)	31,395	55,749		10,217	(7,278)	28,248	117,001	170	5,807	45,613	3,249	1,059
19.2	Other Private Passenger Auto Liability	257,359	440,207		84,247	211,215	389,164	1,070,728	115	19,533	86,146	26,595	6,171
19.3	Commercial Auto No-Fault (Personal Injury Protection)	63,608	66,697		30,136	7,899	57,555	165,970	1,153	8,474	11,722	9,398	1,060
19.4	Other Commercial Auto Liability	2,754,585	2,829,688		1,341,264	1,974,570	4,371,584	7,014,590	32,736	228,245	574,606	374,849	44,183
21.1	Private Passenger Auto Physical Damage	356,921	622,169		107,804	127,634	227,786	13,033	13,446	11,932	28,160	37,353	9,266
21.2	Commercial Auto Physical Damage	2,288,494	2,372,295		1,059,347	1,175,871	1,190,004	(30,157)	29,375	56,671	86,489	331,054	39,563
22.	Aircraft (all perils)												
23.	Fidelity	642	988		198		32	147		12	89	97	12
24.	Surety							(40)			76		
26.	Burglary and Theft	3,449	4,058		1,474	24,789	148	(24,323)		55	266	524	60
27.	Boiler and Machinery	76,690	83,369		33,629	67,594	70,687	14,859	1,184	2,334	8,581	11,704	1,324
28.	Credit												
29.	International												
30.	Warranty												
31.	Reins nonproportional assumed property	XXX	XXX	XXX	XXX	XXX	XXX	XXX	XXX	XXX	XXX	XXX	XXX
32.	Reins nonproportional assumed liability	XXX	XXX	XXX	XXX	XXX	XXX	XXX	XXX	XXX	XXX	XXX	XXX
33.	Reins nonproportional assumed financial lines	XXX	XXX	XXX	XXX	XXX	XXX	XXX	XXX	XXX	XXX	XXX	XXX
34.	Aggregate Write-Ins for Other Lines of Business												
35.	Total (a)	27,288,183	34,525,709		11,964,636	25,282,101	26,672,287	17,632,115	798,781	1,292,045	1,980,129	3,833,163	563,225
DETAILS OF WRITE-INS													
3401.												
3402.												
3403.												
3498.	Summary of remaining write-ins for Line 34 from overflow page												
3499.	Totals (Lines 3401 through 3403 plus 3498)(Line 34 above)												

(a) Finance and service charges not included in Lines 1 to 35 \$ 36,515

(b) For health business on indicated lines report: Number of persons insured under PPO managed care products and number of persons insured under indemnity only products



ANNUAL STATEMENT FOR THE YEAR 2024 OF THE STATE AUTOMOBILE MUTUAL INSURANCE COMPANY

EXHIBIT OF PREMIUMS AND LOSSES (Statutory Page 14)

NAIC Group Code 0111		BUSINESS IN THE STATE OF Kentucky		DURING THE YEAR 2024								NAIC Company Code 25135	
Line of Business		Gross Premiums, Including Policy and Membership Fees, Less Return Premiums and Premiums on Policies not Taken		3	4	5	6	7	8	9	10	11	12
		1	2										
		Direct Premiums Written	Direct Premiums Earned	Dividends Paid or Credited to Policyholders on Direct Business	Direct Unearned Premium Reserves	Direct Losses Paid (deducting salvage)	Direct Losses Incurred	Direct Losses Unpaid	Direct Defense and Cost Containment Expense Paid	Direct Defense and Cost Containment Expense Incurred	Direct Defense and Cost Containment Expense Unpaid	Commissions and Brokerage Expenses	Taxes, Licenses and Fees
1.	Fire	1,886,686	1,618,485		974,713	1,685,200	2,333,504	426,801	41,781	47,364	120,389	284,292	78,931
2.1	Allied Lines	1,822,554	1,654,030		900,211	848,374	710,298	269,647	58,312	89,926	70,108	273,659	64,717
2.2	Multiple Peril Crop												
2.3	Federal Flood												
2.4	Private Crop												
2.5	Private Flood												
3.	Farmowners Multiple Peril	4,788,437	4,728,435		2,390,221	3,381,567	2,880,124	1,504,831	78,715	105,340	149,389	745,246	189,818
4.	Homeowners Multiple Peril	998,701	1,643,663		344,131	1,032,521	903,178	737,398	23,529	29,003	60,261	157,039	71,752
5.1	Commercial Multiple Peril (Non-Liability Portion)	1,544,185	1,782,474		783,348	563,652	261,386	149,737	165,825	56,556	(39,466)	241,040	79,550
5.2	Commercial Multiple Peril (Liability Portion)	570,123	677,977		274,820	221,938	322,799	1,360,565	104,677	118,860	365,451	90,051	30,467
6.	Mortgage Guaranty												
8.	Ocean Marine												
9.1	Inland Marine	210,988	272,204		60,807		6,569	13,307		2,442	4,374	30,681	8,523
9.2	Pet Insurance Plans												
10.	Financial Guaranty												
11.1	Medical Professional Liability - Occurrence												
11.2	Medical Professional Liability - Claims-Made												
12.	Earthquake	216,781	243,601		104,311			6,105			1,820	33,000	10,121
13.1	Comprehensive (hospital and medical) ind (b)												
13.2	Comprehensive (hospital and medical) group (b)												
14.	Credit A&H (Group and Individual)												
15.1	Vision Only (b).....												
15.2	Dental Only (b)												
15.3	Disability Income (b)												
15.4	Medicare Supplement (b)												
15.5	Medicaid Title XIX (b)												
15.6	Medicare Title XVIII (b).....												
15.7	Long-Term Care (b)												
15.8	Federal Employees Health Benefits Plan (b)												
15.9	Other Health (b)	182	182		98			2,549				23	1
16.	Workers' Compensation	124,554	162,944		39,233	108,093	266,413	4,505,221	12,720	18,206	124,154	15,327	19,079
17.1	Other Liability - Occurrence	2,018,757	1,775,614		979,874	246,050	(1,499,532)	(1,745,024)	209,426	216,335	389,398	352,464	76,042
17.2	Other Liability - Claims-Made	42,493	39,001		23,315	87,500	29,107	(20,602)	4,445	15,200	2,223	6,290	1,550
17.3	Excess Workers' Compensation												
18.1	Products Liability - Occurrence	93,320	93,507		16,672		61,022	136,081	1,404	17,947	41,412	14,136	2,333
18.2	Products Liability - Claims-Made												
19.1	Private Passenger Auto No-Fault (Personal Injury Protection)	54,171	76,927		1,881	11,458	51,020	244,079	9,073	8,015	62,771	7,993	3,679
19.2	Other Private Passenger Auto Liability	437,516	620,328		15,430	256,709	539,648	1,822,025	8,225	27,458	192,727	64,615	29,761
19.3	Commercial Auto No-Fault (Personal Injury Protection)	152,772	155,758		70,112	53,139	120,763	533,902	8,628	33,053	51,372	20,527	6,165
19.4	Other Commercial Auto Liability	3,421,473	3,703,676		1,617,072	3,186,462	5,172,582	7,449,483	90,768	322,696	935,104	448,775	147,584
21.1	Private Passenger Auto Physical Damage	290,415	405,316		10,462	256,515	250,646	(32,003)	5,898	7,068	20,254	43,348	19,822
21.2	Commercial Auto Physical Damage	1,553,978	1,757,026		721,453	713,633	810,219	237,170	32,602	36,488	69,803	205,719	71,614
22.	Aircraft (all perils)												
23.	Fidelity	4,531	11,491		3,511		261	2,532		97	1,979	909	368
24.	Surety		259					18,222			14,826		
26.	Burglary and Theft	9,678	9,573		4,622	8,606	8,991	1,336	365	508	792	1,492	411
27.	Boiler and Machinery	78,556	76,968		36,644	46,706	21,876	(14,888)		1,141	7,348	11,972	3,157
28.	Credit												
29.	International												
30.	Warranty												
31.	Reins nonproportional assumed property	XXX	XXX	XXX	XXX	XXX	XXX	XXX	XXX	XXX	XXX	XXX	XXX
32.	Reins nonproportional assumed liability	XXX	XXX	XXX	XXX	XXX	XXX	XXX	XXX	XXX	XXX	XXX	XXX
33.	Reins nonproportional assumed financial lines	XXX	XXX	XXX	XXX	XXX	XXX	XXX	XXX	XXX	XXX	XXX	XXX
34.	Aggregate Write-Ins for Other Lines of Business												
35.	Total (a)	20,320,851	21,509,439		9,372,941	12,708,123	13,250,874	17,608,474	856,393	1,153,703	2,646,489	3,048,598	915,444
DETAILS OF WRITE-INS													
3401.												
3402.												
3403.												
3498.	Summary of remaining write-ins for Line 34 from overflow page												
3499.	Totals (Lines 3401 through 3403 plus 3498)(Line 34 above)												

(a) Finance and service charges not included in Lines 1 to 35 \$ 19,186
(b) For health business on indicated lines report: Number of persons insured under PPO managed care products and number of persons insured under indemnity only products



ANNUAL STATEMENT FOR THE YEAR 2024 OF THE STATE AUTOMOBILE MUTUAL INSURANCE COMPANY

EXHIBIT OF PREMIUMS AND LOSSES (Statutory Page 14)

NAIC Group Code 0111 BUSINESS IN THE STATE OF Louisiana DURING THE YEAR 2024 NAIC Company Code 25135

Line of Business	Gross Premiums, Including Policy and Membership Fees, Less Return Premiums and Premiums on Policies not Taken		3	4	5	6	7	8	9	10	11	12
	1	2										
	Direct Premiums Written	Direct Premiums Earned	Dividends Paid or Credited to Policyholders on Direct Business	Direct Unearned Premium Reserves	Direct Losses Paid (deducting salvage)	Direct Losses Incurred	Direct Losses Unpaid	Direct Defense and Cost Containment Expense Paid	Direct Defense and Cost Containment Expense Incurred	Direct Defense and Cost Containment Expense Unpaid	Commissions and Brokerage Expenses	Taxes, Licenses and Fees
1. Fire												
2.1 Allied Lines												
2.2 Multiple Peril Crop												
2.3 Federal Flood												
2.4. Private Crop												
2.5 Private Flood												
3. Farmowners Multiple Peril												
4. Homeowners Multiple Peril												
5.1 Commercial Multiple Peril (Non-Liability Portion)												
5.2 Commercial Multiple Peril (Liability Portion)												
6. Mortgage Guaranty												
8. Ocean Marine												
9.1 Inland Marine												
9.2 Pet Insurance Plans												
10. Financial Guaranty												
11.1 Medical Professional Liability - Occurrence												
11.2 Medical Professional Liability - Claims-Made												
12. Earthquake												
13.1 Comprehensive (hospital and medical) ind (b)												
13.2 Comprehensive (hospital and medical) group (b)												
14. Credit A&H (Group and Individual)												
15.1 Vision Only (b).....												
15.2 Dental Only (b)												
15.3 Disability Income (b)												
15.4 Medicare Supplement (b)												
15.5 Medicaid Title XIX (b)												
15.6 Medicare Title XVIII (b).....												
15.7 Long-Term Care (b)												
15.8 Federal Employees Health Benefits Plan (b)												
15.9 Other Health (b)												
16. Workers' Compensation												
17.1 Other Liability - Occurrence												
17.2 Other Liability - Claims-Made												
17.3 Excess Workers' Compensation												
18.1 Products Liability - Occurrence												
18.2 Products Liability - Claims-Made												
19.1 Private Passenger Auto No-Fault (Personal Injury Protection)												
19.2 Other Private Passenger Auto Liability												1,191
19.3 Commercial Auto No-Fault (Personal Injury Protection)												
19.4 Other Commercial Auto Liability												
21.1 Private Passenger Auto Physical Damage												
21.2 Commercial Auto Physical Damage												
22. Aircraft (all perils)												
23. Fidelity												
24. Surety							(38)			114		
26. Burglary and Theft												
27. Boiler and Machinery												
28. Credit												
29. International												
30. Warranty												
31. Reins nonproportional assumed property	XXX	XXX	XXX	XXX	XXX	XXX	XXX	XXX	XXX	XXX	XXX	XXX
32. Reins nonproportional assumed liability	XXX	XXX	XXX	XXX	XXX	XXX	XXX	XXX	XXX	XXX	XXX	XXX
33. Reins nonproportional assumed financial lines	XXX	XXX	XXX	XXX	XXX	XXX	XXX	XXX	XXX	XXX	XXX	XXX
34. Aggregate Write-Ins for Other Lines of Business												
35. Total (a)							(38)			114		1,191
DETAILS OF WRITE-INS												
3401.												
3402.												
3403.												
3498. Summary of remaining write-ins for Line 34 from overflow page												
3499. Totals (Lines 3401 through 3403 plus 3498)(Line 34 above)												

(a) Finance and service charges not included in Lines 1 to 35 \$
(b) For health business on indicated lines report: Number of persons insured under PPO managed care products and number of persons insured under indemnity only products



ANNUAL STATEMENT FOR THE YEAR 2024 OF THE STATE AUTOMOBILE MUTUAL INSURANCE COMPANY

EXHIBIT OF PREMIUMS AND LOSSES (Statutory Page 14)

NAIC Group Code 0111 BUSINESS IN THE STATE OF Maine DURING THE YEAR 2024 NAIC Company Code 25135

Line of Business	Gross Premiums, Including Policy and Membership Fees, Less Return Premiums and Premiums on Policies not Taken		3	4	5	6	7	8	9	10	11	12
	1	2										
	Direct Premiums Written	Direct Premiums Earned	Dividends Paid or Credited to Policyholders on Direct Business	Direct Unearned Premium Reserves	Direct Losses Paid (deducting salvage)	Direct Losses Incurred	Direct Losses Unpaid	Direct Defense and Cost Containment Expense Paid	Direct Defense and Cost Containment Expense Incurred	Direct Defense and Cost Containment Expense Unpaid	Commissions and Brokerage Expenses	Taxes, Licenses and Fees
1. Fire												
2.1 Allied Lines												
2.2 Multiple Peril Crop												
2.3 Federal Flood												
2.4. Private Crop												
2.5 Private Flood												
3. Farmowners Multiple Peril												
4. Homeowners Multiple Peril												
5.1 Commercial Multiple Peril (Non-Liability Portion)												
5.2 Commercial Multiple Peril (Liability Portion)												
6. Mortgage Guaranty												
8. Ocean Marine												
9.1 Inland Marine												
9.2 Pet Insurance Plans												
10. Financial Guaranty												
11.1 Medical Professional Liability - Occurrence												
11.2 Medical Professional Liability - Claims-Made												
12. Earthquake												
13.1 Comprehensive (hospital and medical) ind (b)												
13.2 Comprehensive (hospital and medical) group (b)												
14. Credit A&H (Group and Individual)												
15.1 Vision Only (b).....												
15.2 Dental Only (b)												
15.3 Disability Income (b)												
15.4 Medicare Supplement (b)												
15.5 Medicaid Title XIX (b)												
15.6 Medicare Title XVIII (b).....												
15.7 Long-Term Care (b)												
15.8 Federal Employees Health Benefits Plan (b)												
15.9 Other Health (b)												
16. Workers' Compensation												
17.1 Other Liability - Occurrence												
17.2 Other Liability - Claims-Made												
17.3 Excess Workers' Compensation												
18.1 Products Liability - Occurrence												
18.2 Products Liability - Claims-Made												
19.1 Private Passenger Auto No-Fault (Personal Injury Protection)												
19.2 Other Private Passenger Auto Liability												350
19.3 Commercial Auto No-Fault (Personal Injury Protection)												
19.4 Other Commercial Auto Liability												
21.1 Private Passenger Auto Physical Damage												
21.2 Commercial Auto Physical Damage												
22. Aircraft (all perils)												
23. Fidelity												
24. Surety												
26. Burglary and Theft												
27. Boiler and Machinery												
28. Credit												
29. International												
30. Warranty												
31. Reins nonproportional assumed property	XXX	XXX	XXX	XXX	XXX	XXX	XXX	XXX	XXX	XXX	XXX	XXX
32. Reins nonproportional assumed liability	XXX	XXX	XXX	XXX	XXX	XXX	XXX	XXX	XXX	XXX	XXX	XXX
33. Reins nonproportional assumed financial lines	XXX	XXX	XXX	XXX	XXX	XXX	XXX	XXX	XXX	XXX	XXX	XXX
34. Aggregate Write-Ins for Other Lines of Business												
35. Total (a)												350
DETAILS OF WRITE-INS												
3401.												
3402.												
3403.												
3498. Summary of remaining write-ins for Line 34 from overflow page												
3499. Totals (Lines 3401 through 3403 plus 3498)(Line 34 above)												

(a) Finance and service charges not included in Lines 1 to 35 \$ and number of persons insured under indemnity only products

(b) For health business on indicated lines report: Number of persons insured under PPO managed care products and number of persons insured under indemnity only products



ANNUAL STATEMENT FOR THE YEAR 2024 OF THE STATE AUTOMOBILE MUTUAL INSURANCE COMPANY

EXHIBIT OF PREMIUMS AND LOSSES (Statutory Page 14)

NAIC Group Code 0111 BUSINESS IN THE STATE OF Maryland DURING THE YEAR 2024 NAIC Company Code 25135

Line of Business		Gross Premiums, Including Policy and Membership Fees, Less Return Premiums and Premiums on Policies not Taken		3	4	5	6	7	8	9	10	11	12
		1	2										
		Direct Premiums Written	Direct Premiums Earned	Dividends Paid or Credited to Policyholders on Direct Business	Direct Unearned Premium Reserves	Direct Losses Paid (deducting salvage)	Direct Losses Incurred	Direct Losses Unpaid	Direct Defense and Cost Containment Expense Paid	Direct Defense and Cost Containment Expense Incurred	Direct Defense and Cost Containment Expense Unpaid	Commissions and Brokerage Expenses	Taxes, Licenses and Fees
1.	Fire	1,536,427	1,680,717		698,633	368,242	111,477	(721,834)	12,546	24,137	77,191	228,948	30,885
2.1	Allied Lines	1,725,091	1,888,614		814,699	121,657	241,287	(11,466)	4,253	29,542	83,637	258,414	35,107
2.2	Multiple Peril Crop												
2.3	Federal Flood												
2.4	Private Crop												
2.5	Private Flood												
3.	Farmowners Multiple Peril	2,745,612	2,668,912		1,382,529	2,727,434	3,742,128	1,844,075	80,816	80,639	59,379	424,265	55,188
4.	Homeowners Multiple Peril												
5.1	Commercial Multiple Peril (Non-Liability Portion)	1,628,124	1,792,297		782,269	286,300	172,005	757,654	54,885	26,713	36,413	256,070	35,360
5.2	Commercial Multiple Peril (Liability Portion)	1,047,990	1,158,970		511,139	1,738,879	516,962	2,201,811	144,682	193,368	631,560	163,652	22,165
6.	Mortgage Guaranty												
8.	Ocean Marine												
9.1	Inland Marine	344,587	433,895		120,227	22,780	85,378	64,291	1,240	8,057	12,586	54,607	8,563
9.2	Pet Insurance Plans												
10.	Financial Guaranty												
11.1	Medical Professional Liability - Occurrence												
11.2	Medical Professional Liability - Claims-Made												
12.	Earthquake	5,762	11,756		3,052			772			247	958	182
13.1	Comprehensive (hospital and medical) ind (b)												
13.2	Comprehensive (hospital and medical) group (b)												
14.	Credit A&H (Group and Individual)												
15.1	Vision Only (b).....												
15.2	Dental Only (b)												
15.3	Disability Income (b)												
15.4	Medicare Supplement (b)												
15.5	Medicaid Title XIX (b)												
15.6	Medicare Title XVIII (b).....												
15.7	Long-Term Care (b)												
15.8	Federal Employees Health Benefits Plan (b)												
15.9	Other Health (b)												
16.	Workers' Compensation	559,032	655,569		175,583	346,143	402,094	2,251,217	30,166	64,109	310,720	70,864	25,660
17.1	Other Liability - Occurrence	4,186,270	4,297,136		1,856,645	3,584,147	8,368,575	16,341,062	100,448	547,946	2,251,839	723,582	83,163
17.2	Other Liability - Claims-Made	51,292	61,219		24,230	11,364	36,844	110,498		11,413	25,196	7,697	1,088
17.3	Excess Workers' Compensation												
18.1	Products Liability - Occurrence	304,558	313,074		119,602	303,160	204,312	382,459	3,323	60,088	184,888	46,492	6,772
18.2	Products Liability - Claims-Made												
19.1	Private Passenger Auto No-Fault (Personal Injury Protection)	58,911	84,835		18,362	22,674	43,944	241,724	1,247	8,837	81,188	8,734	1,678
19.2	Other Private Passenger Auto Liability	1,199,473	1,725,107		376,503	1,221,672	1,416,318	(4,720,175)	46,770	75,765	85,921	174,925	34,205
19.3	Commercial Auto No-Fault (Personal Injury Protection)	84,313	99,430		38,828	49,604	85,026	358,179	5,252	25,780	28,012	10,282	1,853
19.4	Other Commercial Auto Liability	4,142,214	4,872,319		1,908,783	3,868,131	8,630,514	16,017,563	101,932	445,609	1,509,894	502,188	92,172
21.1	Private Passenger Auto Physical Damage	838,266	1,158,687		266,384	487,324	484,164	86,662	10,857	21,846	50,037	123,910	23,124
21.2	Commercial Auto Physical Damage	1,433,306	1,708,540		672,307	1,034,842	1,161,192	242,343	21,564	29,199	79,677	177,108	32,240
22.	Aircraft (all perils)												
23.	Fidelity	30,966	38,467		18,690		1,318	7,554		490	5,963	4,642	693
24.	Surety							399			724		
26.	Burglary and Theft	9,773	11,383		4,322	18,159	14,740	(2,026)		146	1,122	1,480	213
27.	Boiler and Machinery	87,378	112,036		41,452	34,859	38,445	33,919		1,333	13,933	12,945	1,825
28.	Credit												
29.	International												
30.	Warranty												
31.	Reins nonproportional assumed property	XXX	XXX	XXX	XXX	XXX	XXX	XXX	XXX	XXX	XXX	XXX	XXX
32.	Reins nonproportional assumed liability	XXX	XXX	XXX	XXX	XXX	XXX	XXX	XXX	XXX	XXX	XXX	XXX
33.	Reins nonproportional assumed financial lines	XXX	XXX	XXX	XXX	XXX	XXX	XXX	XXX	XXX	XXX	XXX	XXX
34.	Aggregate Write-Ins for Other Lines of Business												
35.	Total (a)	22,019,365	24,772,963		9,834,239	16,247,371	25,756,723	35,486,681	619,981	1,655,017	5,530,127	3,251,763	492,137
DETAILS OF WRITE-INS													
3401.												
3402.												
3403.												
3498.	Summary of remaining write-ins for Line 34 from overflow page												
3499.	Totals (Lines 3401 through 3403 plus 3498)(Line 34 above)												

(a) Finance and service charges not included in Lines 1 to 35 \$ 35,933
(b) For health business on indicated lines report: Number of persons insured under PPO managed care products and number of persons insured under indemnity only products



ANNUAL STATEMENT FOR THE YEAR 2024 OF THE STATE AUTOMOBILE MUTUAL INSURANCE COMPANY

EXHIBIT OF PREMIUMS AND LOSSES (Statutory Page 14)

NAIC Group Code 0111 BUSINESS IN THE STATE OF Massachusetts DURING THE YEAR 2024 NAIC Company Code 25135

Line of Business		Gross Premiums, Including Policy and Membership Fees, Less Return Premiums and Premiums on Policies not Taken		3	4	5	6	7	8	9	10	11	12
		1	2										
		Direct Premiums Written	Direct Premiums Earned	Dividends Paid or Credited to Policyholders on Direct Business	Direct Unearned Premium Reserves	Direct Losses Paid (deducting salvage)	Direct Losses Incurred	Direct Losses Unpaid	Direct Defense and Cost Containment Expense Paid	Direct Defense and Cost Containment Expense Incurred	Direct Defense and Cost Containment Expense Unpaid	Commissions and Brokerage Expenses	Taxes, Licenses and Fees
1.	Fire	527,312	512,714		286,590	1,059,903	1,569,406	1,614,779	64,234	67,612	(2,881)	80,920	15,796
2.1	Allied Lines	584,741	628,644		287,799	9,280	(99,442)	163,108	4,800	(10,101)	16,920	87,607	19,085
2.2	Multiple Peril Crop												
2.3	Federal Flood												
2.4	Private Crop												
2.5	Private Flood												
3.	Farmowners Multiple Peril	2,206,274	2,197,156		1,106,827	714,796	1,062,734	812,312	17,412	26,157	44,706	342,139	83,915
4.	Homeowners Multiple Peril	(10,534)	31,184			41,366	20,668	2,311	4,401	2,093	496	5,686	2,220
5.1	Commercial Multiple Peril (Non-Liability Portion)	264,483	295,831		157,644	164,060	(43,201)	(26,288)	4,613	4,056	(55,221)	41,133	9,362
5.2	Commercial Multiple Peril (Liability Portion)	237,117	244,365		124,940	251,102	97,049	128,160	11,044	38,155	85,318	37,411	8,807
6.	Mortgage Guaranty												
8.	Ocean Marine												
9.1	Inland Marine	60,065	67,686		29,065	68,963	71,448	5,876	553	1,480	1,747	9,146	2,801
9.2	Pet Insurance Plans												
10.	Financial Guaranty												
11.1	Medical Professional Liability - Occurrence												
11.2	Medical Professional Liability - Claims-Made												
12.	Earthquake	18,900	13,800		11,593			299			92	2,917	384
13.1	Comprehensive (hospital and medical) ind (b)												
13.2	Comprehensive (hospital and medical) group (b)												
14.	Credit A&H (Group and Individual)												
15.1	Vision Only (b).....												
15.2	Dental Only (b)												
15.3	Disability Income (b)												
15.4	Medicare Supplement (b)												
15.5	Medicaid Title XIX (b)												
15.6	Medicare Title XVIII (b).....												
15.7	Long-Term Care (b)												
15.8	Federal Employees Health Benefits Plan (b)												
15.9	Other Health (b)												
16.	Workers' Compensation	326,474	927,276		29,613	854,235	526,524	1,317,567	82,211	89,084	245,499	46,205	40,205
17.1	Other Liability - Occurrence	1,624,859	1,740,370		715,769	133,388	3,344,694	5,888,067	16,027	238,090	647,777	257,522	58,228
17.2	Other Liability - Claims-Made	19,450	22,074		7,671		14,406	37,047		4,237	7,850	2,887	827
17.3	Excess Workers' Compensation												
18.1	Products Liability - Occurrence	95,513	85,314		53,341	3,425	55,676	131,365		16,374	35,026	13,652	2,831
18.2	Products Liability - Claims-Made												
19.1	Private Passenger Auto No-Fault (Personal Injury Protection)												
19.2	Other Private Passenger Auto Liability												
19.3	Commercial Auto No-Fault (Personal Injury Protection)	4,160	5,277		1,971	2,750	4,449	17,639	77	1,491	3,903	664	162
19.4	Other Commercial Auto Liability	534,559	654,745		242,702	519,127	1,674,044	3,545,171	11,586	61,368	234,191	85,133	19,662
21.1	Private Passenger Auto Physical Damage												
21.2	Commercial Auto Physical Damage	224,638	281,104		97,486	319,905	394,797	130,297	13,385	7,631	(6,477)	35,928	9,061
22.	Aircraft (all perils)												
23.	Fidelity	3,544	4,228		874		135	878		50	497	571	188
24.	Surety							(3)			9		
26.	Burglary and Theft	3,615	4,402		1,119		136	652		51	393	592	151
27.	Boiler and Machinery	40,904	45,857		19,860	2,432	4,053	8,343		603	4,571	6,260	1,502
28.	Credit												
29.	International												
30.	Warranty												
31.	Reins nonproportional assumed property	XXX	XXX	XXX	XXX	XXX	XXX	XXX	XXX	XXX	XXX	XXX	XXX
32.	Reins nonproportional assumed liability	XXX	XXX	XXX	XXX	XXX	XXX	XXX	XXX	XXX	XXX	XXX	XXX
33.	Reins nonproportional assumed financial lines	XXX	XXX	XXX	XXX	XXX	XXX	XXX	XXX	XXX	XXX	XXX	XXX
34.	Aggregate Write-Ins for Other Lines of Business												
35.	Total (a)	6,766,074	7,762,027		3,174,864	4,144,732	8,697,576	13,777,580	230,343	548,431	1,264,416	1,056,373	275,144
DETAILS OF WRITE-INS													
3401.												
3402.												
3403.												
3498.	Summary of remaining write-ins for Line 34 from overflow page												
3499.	Totals (Lines 3401 through 3403 plus 3498)(Line 34 above)												

(a) Finance and service charges not included in Lines 1 to 35 \$ 8,976
(b) For health business on indicated lines report: Number of persons insured under PPO managed care products and number of persons insured under indemnity only products



ANNUAL STATEMENT FOR THE YEAR 2024 OF THE STATE AUTOMOBILE MUTUAL INSURANCE COMPANY

EXHIBIT OF PREMIUMS AND LOSSES (Statutory Page 14)

NAIC Group Code 0111 BUSINESS IN THE STATE OF Michigan DURING THE YEAR 2024 NAIC Company Code 25135

Line of Business		Gross Premiums, Including Policy and Membership Fees, Less Return Premiums and Premiums on Policies not Taken		3 Dividends Paid or Credited to Policyholders on Direct Business	4 Direct Unearned Premium Reserves	5 Direct Losses Paid (deducting salvage)	6 Direct Losses Incurred	7 Direct Losses Unpaid	8 Direct Defense and Cost Containment Expense Paid	9 Direct Defense and Cost Containment Expense Incurred	10 Direct Defense and Cost Containment Expense Unpaid	11 Commissions and Brokerage Expenses	12 Taxes, Licenses and Fees
		1 Direct Premiums Written	2 Direct Premiums Earned										
1.	Fire	1,882,240	1,697,864		898,601	1,555,049	58,070	(68,974)	57,018	30,812	81,695	273,678	14,332
2.1	Allied Lines	1,402,710	1,326,403		643,441	261,399	112,774	441,706	30,194	26,365	25,724	205,429	9,604
2.2	Multiple Peril Crop												
2.3	Federal Flood												
2.4	Private Crop												
2.5	Private Flood												
3.	Farmowners Multiple Peril	778,028	686,064		397,508	183,865	314,331	(62,328)	6,601	11,965	13,835	118,307	8,349
4.	Homeowners Multiple Peril	(59,343)	821,632			1,090,260	728,609	(194,663)	74,784	8,336	(77,598)	(5,766)	(795)
5.1	Commercial Multiple Peril (Non-Liability Portion)	1,950,874	2,053,035		1,015,782	6,151,108	7,295,078	3,939,005	176,582	148,239	(66,423)	312,010	17,775
5.2	Commercial Multiple Peril (Liability Portion)	940,553	1,110,772		470,546	191,197	519,651	916,165	96,264	192,673	508,474	151,533	9,364
6.	Mortgage Guaranty												
8.	Ocean Marine												
9.1	Inland Marine	103,135	116,589		41,399	29,542	33,270	9,759		1,498	3,007	16,014	653
9.2	Pet Insurance Plans												
10.	Financial Guaranty												
11.1	Medical Professional Liability - Occurrence												
11.2	Medical Professional Liability - Claims-Made												
12.	Earthquake	705	1,231		331			80			24	90	7
13.1	Comprehensive (hospital and medical) ind (b)												
13.2	Comprehensive (hospital and medical) group (b)												
14.	Credit A&H (Group and Individual)												
15.1	Vision Only (b).....												
15.2	Dental Only (b)												
15.3	Disability Income (b)												
15.4	Medicare Supplement (b)												
15.5	Medicaid Title XIX (b)												
15.6	Medicare Title XVIII (b).....												
15.7	Long-Term Care (b)												
15.8	Federal Employees Health Benefits Plan (b)												
15.9	Other Health (b)												
16.	Workers' Compensation	427,000	516,892		95,367	346,233	331,878	1,453,370	25,135	51,874	275,715	52,714	9,200
17.1	Other Liability - Occurrence	1,774,684	2,361,482		795,510	473,360	4,904,785	9,133,737	227,839	314,812	969,347	298,024	12,912
17.2	Other Liability - Claims-Made	42,054	39,153		21,357		26,650	69,550		9,829	14,764	6,207	257
17.3	Excess Workers' Compensation												
18.1	Products Liability - Occurrence	106,174	107,819		53,242		70,363	497,133	1,275	20,694	43,833	14,377	526
18.2	Products Liability - Claims-Made												
19.1	Private Passenger Auto No-Fault (Personal Injury Protection)					2,704,247	7,566,203	39,060,283	34,630	240	716,675		
19.2	Other Private Passenger Auto Liability							36,706			(18,490)		
19.3	Commercial Auto No-Fault (Personal Injury Protection)	845,289	947,610		365,134	1,105,285	(110,362)	4,379,617	245,608	262,921	(568,522)	98,237	12,638
19.4	Other Commercial Auto Liability	4,000,262	4,365,238		1,741,665	4,432,581	7,688,416	12,588,426	206,230	409,915	846,696	462,949	87,134
21.1	Private Passenger Auto Physical Damage						(28)	(1,416)			7,555		
21.2	Commercial Auto Physical Damage	3,088,983	3,349,681		1,304,497	2,102,412	2,033,933	(140,692)	68,172	68,004	179,947	357,774	26,798
22.	Aircraft (all perils)												
23.	Fidelity	2,893	7,379		2,121		25,256	26,760		96	1,607	460	11
24.	Surety		734					12,445			10,079		
26.	Burglary and Theft	8,430	7,864		4,269			942		120	551	1,266	51
27.	Boiler and Machinery	71,514	71,273		35,435	14,442	17,217	13,722		1,032	4,458	10,587	524
28.	Credit												
29.	International												
30.	Warranty												
31.	Reins nonproportional assumed property	XXX	XXX	XXX	XXX	XXX	XXX	XXX	XXX	XXX	XXX	XXX	XXX
32.	Reins nonproportional assumed liability	XXX	XXX	XXX	XXX	XXX	XXX	XXX	XXX	XXX	XXX	XXX	XXX
33.	Reins nonproportional assumed financial lines	XXX	XXX	XXX	XXX	XXX	XXX	XXX	XXX	XXX	XXX	XXX	XXX
34.	Aggregate Write-Ins for Other Lines of Business												
35.	Total (a)	17,366,185	19,588,715		7,886,205	20,640,980	31,616,417	72,111,333	1,250,332	1,559,425	2,972,953	2,373,890	209,341
DETAILS OF WRITE-INS													
3401.												
3402.												
3403.												
3498.	Summary of remaining write-ins for Line 34 from overflow page												
3499.	Totals (Lines 3401 through 3403 plus 3498)(Line 34 above)												

(a) Finance and service charges not included in Lines 1 to 35 \$ 9,029
(b) For health business on indicated lines report: Number of persons insured under PPO managed care products and number of persons insured under indemnity only products



ANNUAL STATEMENT FOR THE YEAR 2024 OF THE STATE AUTOMOBILE MUTUAL INSURANCE COMPANY

EXHIBIT OF PREMIUMS AND LOSSES (Statutory Page 14)

NAIC Group Code 0111			BUSINESS IN THE STATE OF Minnesota			DURING THE YEAR 2024			NAIC Company Code 25135					
Line of Business			Gross Premiums, Including Policy and Membership Fees, Less Return Premiums and Premiums on Policies not Taken		3 Dividends Paid or Credited to Policyholders on Direct Business	4 Direct Unearned Premium Reserves	5 Direct Losses Paid (deducting salvage)	6 Direct Losses Incurred	7 Direct Losses Unpaid	8 Direct Defense and Cost Containment Expense Paid	9 Direct Defense and Cost Containment Expense Incurred	10 Direct Defense and Cost Containment Expense Unpaid	11 Commissions and Brokerage Expenses	12 Taxes, Licenses and Fees
			1 Direct Premiums Written	2 Direct Premiums Earned										
1.	Fire	5,629,740	3,911,988		3,625,991	262,345	956,291	1,408,477	7,036	103,546	255,679	839,292	96,663	
2.1	Allied Lines	7,424,432	5,316,538		4,729,663	7,776,828	4,634,008	3,683,831	208,353	271,120	192,944	1,110,177	108,799	
2.2	Multiple Peril Crop													
2.3	Federal Flood													
2.4	Private Crop													
2.5	Private Flood													
3.	Farmowners Multiple Peril	11,537,007	10,339,981		5,477,958	4,340,657	2,581,741	2,156,124	88,102	140,214	273,448	1,817,124	266,706	
4.	Homeowners Multiple Peril	68,709	139,060		25,458	43,647	39,143	911	525	944	7,341	10,784	967	
5.1	Commercial Multiple Peril (Non-Liability Portion)	2,003,669	2,185,649		1,010,747	1,233,020	1,332,372	484,404	115,340	106,072	85,960	315,352	47,189	
5.2	Commercial Multiple Peril (Liability Portion)	1,036,437	1,196,321		497,621	63,187	616,960	1,990,549	43,494	220,447	624,005	163,775	24,422	
6.	Mortgage Guaranty													
8.	Ocean Marine													
9.1	Inland Marine	103,389	119,185		39,963	93,539	97,620	9,272	10,653	12,047	2,735	15,662	2,499	
9.2	Pet Insurance Plans													
10.	Financial Guaranty													
11.1	Medical Professional Liability - Occurrence													
11.2	Medical Professional Liability - Claims-Made													
12.	Earthquake	1,451	1,486		493			31			9	256	43	
13.1	Comprehensive (hospital and medical) ind (b)													
13.2	Comprehensive (hospital and medical) group (b)													
14.	Credit A&H (Group and Individual)													
15.1	Vision Only (b).....													
15.2	Dental Only (b)													
15.3	Disability Income (b)													
15.4	Medicare Supplement (b)													
15.5	Medicaid Title XIX (b)													
15.6	Medicare Title XVIII (b).....													
15.7	Long-Term Care (b)													
15.8	Federal Employees Health Benefits Plan (b)													
15.9	Other Health (b)													
16.	Workers' Compensation	367,371	389,839		120,600	455,357	367,959	2,761,579	24,452	39,006	250,374	45,708	25,621	
17.1	Other Liability - Occurrence	2,901,367	2,516,701		1,421,345	829,269	4,399,238	7,008,425	15,004	298,457	796,686	475,690	68,085	
17.2	Other Liability - Claims-Made	59,573	56,920		30,105		37,120	95,883		10,922	20,309	8,954	1,441	
17.3	Excess Workers' Compensation													
18.1	Products Liability - Occurrence	10,003	10,051		4,179		6,560	87,475		1,929	(2,865)	1,614	244	
18.2	Products Liability - Claims-Made													
19.1	Private Passenger Auto No-Fault (Personal Injury Protection)	2,508	3,270		113		1,656	11,931		341	3,835	380	1,161	
19.2	Other Private Passenger Auto Liability	8,232	10,983		369	160	19,272	47,432		552	3,379	1,233	432	
19.3	Commercial Auto No-Fault (Personal Injury Protection)	248,681	266,026		116,939	101,809	226,341	215,857	5,724	39,291	86,319	36,655	5,568	
19.4	Other Commercial Auto Liability	2,588,124	2,674,019		1,266,489	1,108,239	4,420,126	7,665,298	7,453	212,987	676,771	352,103	54,182	
21.1	Private Passenger Auto Physical Damage	22,528	28,587		1,024	21,183	20,198	1,495	186	584	984	3,326	1,133	
21.2	Commercial Auto Physical Damage	2,239,313	2,196,032		1,083,458	1,551,250	1,579,194	(40,591)	26,911	49,022	79,594	316,451	48,711	
22.	Aircraft (all perils)													
23.	Fidelity	5,376	4,423		2,926		171	660		64	435	807	149	
24.	Surety							(52)			112			
26.	Burglary and Theft	32,953	26,065		20,235		1,170	3,647		435	2,101	4,932	447	
27.	Boiler and Machinery	268,195	249,413		140,707	71,086	51,616	(23,315)	255	3,741	21,805	41,447	5,358	
28.	Credit													
29.	International													
30.	Warranty													
31.	Reins nonproportional assumed property	XXX	XXX	XXX	XXX	XXX	XXX	XXX	XXX	XXX	XXX	XXX	XXX	
32.	Reins nonproportional assumed liability	XXX	XXX	XXX	XXX	XXX	XXX	XXX	XXX	XXX	XXX	XXX	XXX	
33.	Reins nonproportional assumed financial lines	XXX	XXX	XXX	XXX	XXX	XXX	XXX	XXX	XXX	XXX	XXX	XXX	
34.	Aggregate Write-Ins for Other Lines of Business													
35.	Total (a)	36,559,058	31,642,537		19,616,383	17,951,576	21,388,756	27,569,323	553,488	1,511,721	3,381,960	5,561,722	759,821	
DETAILS OF WRITE-INS														
3401.													
3402.													
3403.													
3498.	Summary of remaining write-ins for Line 34 from overflow page													
3499.	Totals (Lines 3401 through 3403 plus 3498)(Line 34 above)													

(a) Finance and service charges not included in Lines 1 to 35 \$ 29,306
(b) For health business on indicated lines report: Number of persons insured under PPO managed care products and number of persons insured under indemnity only products



ANNUAL STATEMENT FOR THE YEAR 2024 OF THE STATE AUTOMOBILE MUTUAL INSURANCE COMPANY

EXHIBIT OF PREMIUMS AND LOSSES (Statutory Page 14)

NAIC Group Code 0111			BUSINESS IN THE STATE OF Mississippi			DURING THE YEAR 2024			NAIC Company Code 25135			
Line of Business	Gross Premiums, Including Policy and Membership Fees, Less Return Premiums and Premiums on Policies not Taken		3 Dividends Paid or Credited to Policyholders on Direct Business	4 Direct Unearned Premium Reserves	5 Direct Losses Paid (deducting salvage)	6 Direct Losses Incurred	7 Direct Losses Unpaid	8 Direct Defense and Cost Containment Expense Paid	9 Direct Defense and Cost Containment Expense Incurred	10 Direct Defense and Cost Containment Expense Unpaid	11 Commissions and Brokerage Expenses	12 Taxes, Licenses and Fees
	1 Direct Premiums Written	2 Direct Premiums Earned										
Fire	1,821,232	1,557,226		1,012,705	38,338	102,085	261,522	11,118	27,917	82,395	271,491	70,129
Allied Lines	1,902,226	1,820,248		1,029,994	903,636	843,781	389,948	16,147	41,164	41,589	285,815	68,649
Multiple Peril Crop												
Federal Flood												
Private Crop												
Private Flood												
Farmowners Multiple Peril	6,808,831	6,573,492		3,176,162	2,763,071	3,347,827	2,335,124	119,781	117,660	144,840	1,088,905	270,127
Homeowners Multiple Peril	53,242	82,234		20,221	29,322	36,031	44,355	946	811	3,479	8,191	2,704
Commercial Multiple Peril (Non-Liability Portion)	2,704,919	3,036,795		1,368,674	2,494,746	1,214,141	1,126,439	165,731	120,889	75,524	424,061	126,686
Commercial Multiple Peril (Liability Portion)	1,212,048	1,367,447		606,584	23,515	631,941	2,173,551	60,191	235,551	488,017	189,789	57,180
Mortgage Guaranty												
Ocean Marine												
Inland Marine	351,276	382,913		169,076	659,740	711,155	49,928	1,194	7,181	8,123	55,377	14,243
Pet Insurance Plans												
Financial Guaranty												
Medical Professional Liability - Occurrence												
Medical Professional Liability - Claims-Made												
Earthquake	90,508	91,333		52,713			1,062			301	14,152	3,701
Comprehensive (hospital and medical) ind (b)												
Comprehensive (hospital and medical) group (b)												
Credit A&H (Group and Individual)												
Vision Only (b)												
Dental Only (b)												
Disability Income (b)												
Medicare Supplement (b)												
Medicaid Title XIX (b)												
Medicare Title XVIII (b)												
Long-Term Care (b)												
Federal Employees Health Benefits Plan (b)												
Other Health (b)												
Workers' Compensation	176,073	221,606		62,126	53,373	120,400	460,567	7,172	21,648	47,890	23,624	1,879
Other Liability - Occurrence	3,392,429	3,476,470		1,632,869	207,840	3,472,875	6,397,818	78,249	431,443	990,304	573,726	121,539
Other Liability - Claims-Made	86,168	90,016		40,228		53,081	120,431		15,356	25,963	13,366	3,090
Excess Workers' Compensation												
Products Liability - Occurrence	4,821	11,017		4,149		7,190	30,417		2,115	2,629	776	464
Products Liability - Claims-Made												
Private Passenger Auto No-Fault (Personal Injury Protection)												
Other Private Passenger Auto Liability							(3)				1	
Commercial Auto No-Fault (Personal Injury Protection)							4,106			275		
Other Commercial Auto Liability	7,232,729	7,616,232		3,442,600	2,072,537	9,048,964	15,273,355	155,210	665,075	1,432,609	963,753	257,817
Private Passenger Auto Physical Damage							(7)			2		
Commercial Auto Physical Damage	2,766,314	2,998,996		1,300,105	1,235,929	1,416,006	508,934	61,394	61,867	63,474	386,300	116,572
Aircraft (all perils)												
Fidelity	4,861	4,729		2,483		184	592		68	417	1,038	194
Surety							1,502			1,422		
Burglary and Theft	11,139	11,162		5,861	5,541	5,964	1,371		157	791	1,664	385
Boiler and Machinery	93,242	95,636		47,399	843	67,650	101,852		2,649	9,996	14,127	3,702
Credit												
International												
Warranty												
Reins nonproportional assumed property	XXX	XXX	XXX	XXX	XXX	XXX	XXX	XXX	XXX	XXX	XXX	XXX
Reins nonproportional assumed liability	XXX	XXX	XXX	XXX	XXX	XXX	XXX	XXX	XXX	XXX	XXX	XXX
Reins nonproportional assumed financial lines	XXX	XXX	XXX	XXX	XXX	XXX	XXX	XXX	XXX	XXX	XXX	XXX
Aggregate Write-Ins for Other Lines of Business												
Total (a)	28,712,058	29,437,552		13,973,949	10,488,431	21,079,275	29,282,864	677,133	1,751,551	3,420,041	4,316,155	1,119,062
DETAILS OF WRITE-INS												
Summary of remaining write-ins for Line 34 from overflow page												
Totals (Lines 3401 through 3403 plus 3498)(Line 34 above)												

(a) Finance and service charges not included in Lines 1 to 35 \$ 27,064
(b) For health business on indicated lines report: Number of persons insured under PPO managed care products and number of persons insured under indemnity only products



ANNUAL STATEMENT FOR THE YEAR 2024 OF THE STATE AUTOMOBILE MUTUAL INSURANCE COMPANY

EXHIBIT OF PREMIUMS AND LOSSES (Statutory Page 14)

NAIC Group Code 0111 BUSINESS IN THE STATE OF Missouri DURING THE YEAR 2024 NAIC Company Code 25135

Line of Business		Gross Premiums, Including Policy and Membership Fees, Less Return Premiums and Premiums on Policies not Taken		3 Dividends Paid or Credited to Policyholders on Direct Business	4 Direct Unearned Premium Reserves	5 Direct Losses Paid (deducting salvage)	6 Direct Losses Incurred	7 Direct Losses Unpaid	8 Direct Defense and Cost Containment Expense Paid	9 Direct Defense and Cost Containment Expense Incurred	10 Direct Defense and Cost Containment Expense Unpaid	11 Commissions and Brokerage Expenses	12 Taxes, Licenses and Fees
		1 Direct Premiums Written	2 Direct Premiums Earned										
1.	Fire	3,684,888	4,342,389		1,760,327	1,237,528	1,486,986	765,331	53,939	89,915	186,960	508,399	76,884
2.1	Allied Lines	5,432,539	6,898,425		2,504,823	12,072,958	18,665,028	8,002,375	216,536	305,323	206,534	735,238	120,609
2.2	Multiple Peril Crop												
2.3	Federal Flood												
2.4	Private Crop												
2.5	Private Flood												
3.	Farmowners Multiple Peril	10,350,610	9,453,826		5,041,377	5,441,127	5,692,416	2,250,619	121,864	175,384	126,283	1,653,764	153,989
4.	Homeowners Multiple Peril	10,916,027	18,630,038		3,915,109	20,962,497	23,276,792	9,649,467	641,699	494,380	273,227	1,261,426	311,615
5.1	Commercial Multiple Peril (Non-Liability Portion)	6,715,222	6,548,598		3,420,955	4,842,236	5,169,228	2,132,831	403,630	427,261	55,655	1,047,289	110,525
5.2	Commercial Multiple Peril (Liability Portion)	2,911,862	3,064,968		1,422,681	439,020	1,428,209	2,470,977	65,061	530,110	1,156,937	456,998	49,289
6.	Mortgage Guaranty												
8.	Ocean Marine	(8)	842					55			16	4	25
9.1	Inland Marine	313,977	372,241		109,303	168,556	181,236	24,624	646	5,380	7,897	46,774	5,179
9.2	Pet Insurance Plans												
10.	Financial Guaranty												
11.1	Medical Professional Liability - Occurrence												
11.2	Medical Professional Liability - Claims-Made												
12.	Earthquake	519,442	769,504		230,776			16,902			4,797	71,574	12,492
13.1	Comprehensive (hospital and medical) ind (b)												
13.2	Comprehensive (hospital and medical) group (b)												
14.	Credit A&H (Group and Individual)												
15.1	Vision Only (b).....												
15.2	Dental Only (b)												
15.3	Disability Income (b)												
15.4	Medicare Supplement (b)												
15.5	Medicaid Title XIX (b)												
15.6	Medicare Title XVIII (b).....												
15.7	Long-Term Care (b)												
15.8	Federal Employees Health Benefits Plan (b)												
15.9	Other Health (b)												
16.	Workers' Compensation	81,717	113,275		52,256	21,482	68,705	418,368	6,456	11,029	76,607	7,781	3,406
17.1	Other Liability - Occurrence	2,577,342	2,930,986		1,079,711	1,280,150	3,623,163	4,855,205	37,378	293,675	797,811	438,415	44,635
17.2	Other Liability - Claims-Made	44,877	49,258		17,331		32,146	75,224		9,454	16,247	6,875	806
17.3	Excess Workers' Compensation												
18.1	Products Liability - Occurrence	50,522	52,911		4,831		34,530	73,366		10,155	20,054	8,273	489
18.2	Products Liability - Claims-Made												
19.1	Private Passenger Auto No-Fault (Personal Injury Protection)												
19.2	Other Private Passenger Auto Liability	1,786,295	3,439,773		449,258	5,205,156	2,612,004	2,052,041	146,193	149,559	563,612	222,267	56,632
19.3	Commercial Auto No-Fault (Personal Injury Protection)	447	594		282		598	4,377		168	503	53	10
19.4	Other Commercial Auto Liability	6,642,717	7,247,832		3,178,114	4,835,426	9,702,346	14,610,377	109,441	645,522	1,436,141	844,188	120,438
21.1	Private Passenger Auto Physical Damage	1,521,807	2,989,798		368,208	1,792,769	1,958,013	90,815	70,878	56,325	64,806	189,452	50,191
21.2	Commercial Auto Physical Damage	3,273,275	3,536,212		1,516,421	2,483,956	2,763,441	583,396	60,458	88,972	140,282	429,091	56,969
22.	Aircraft (all perils)												
23.	Fidelity	2,995	2,585		1,462		111	220		41	402	443	45
24.	Surety							(21)			198		
26.	Burglary and Theft	16,872	17,685		8,618			2,218		245	1,293	2,491	332
27.	Boiler and Machinery	104,955	109,986		50,318	3,291	7,431	16,947		1,539	9,684	15,959	1,746
28.	Credit												
29.	International												
30.	Warranty												
31.	Reins nonproportional assumed property	XXX	XXX	XXX	XXX	XXX	XXX	XXX	XXX	XXX	XXX	XXX	XXX
32.	Reins nonproportional assumed liability	XXX	XXX	XXX	XXX	XXX	XXX	XXX	XXX	XXX	XXX	XXX	XXX
33.	Reins nonproportional assumed financial lines	XXX	XXX	XXX	XXX	XXX	XXX	XXX	XXX	XXX	XXX	XXX	XXX
34.	Aggregate Write-Ins for Other Lines of Business												
35.	Total (a)	56,948,380	70,571,726		25,132,161	60,796,152	76,703,043	48,095,714	1,934,179	3,294,437	5,145,946	7,946,754	1,176,284
DETAILS OF WRITE-INS													
3401.												
3402.												
3403.												
3498.	Summary of remaining write-ins for Line 34 from overflow page												
3499.	Totals (Lines 3401 through 3403 plus 3498)(Line 34 above)												

(a) Finance and service charges not included in Lines 1 to 35 \$ 40,440
(b) For health business on indicated lines report: Number of persons insured under PPO managed care products and number of persons insured under indemnity only products



ANNUAL STATEMENT FOR THE YEAR 2024 OF THE STATE AUTOMOBILE MUTUAL INSURANCE COMPANY

EXHIBIT OF PREMIUMS AND LOSSES (Statutory Page 14)

NAIC Group Code 0111 BUSINESS IN THE STATE OF Montana DURING THE YEAR 2024 NAIC Company Code 25135

Line of Business	Gross Premiums, Including Policy and Membership Fees, Less Return Premiums and Premiums on Policies not Taken		3	4	5	6	7	8	9	10	11	12
	1	2										
	Direct Premiums Written	Direct Premiums Earned	Dividends Paid or Credited to Policyholders on Direct Business	Direct Unearned Premium Reserves	Direct Losses Paid (deducting salvage)	Direct Losses Incurred	Direct Losses Unpaid	Direct Defense and Cost Containment Expense Paid	Direct Defense and Cost Containment Expense Incurred	Direct Defense and Cost Containment Expense Unpaid	Commissions and Brokerage Expenses	Taxes, Licenses and Fees
1. Fire												
2.1 Allied Lines												
2.2 Multiple Peril Crop												
2.3 Federal Flood												
2.4. Private Crop												
2.5 Private Flood												
3. Farmowners Multiple Peril												
4. Homeowners Multiple Peril												
5.1 Commercial Multiple Peril (Non-Liability Portion)												
5.2 Commercial Multiple Peril (Liability Portion)												
6. Mortgage Guaranty												
8. Ocean Marine												
9.1 Inland Marine												
9.2 Pet Insurance Plans												
10. Financial Guaranty												
11.1 Medical Professional Liability - Occurrence												
11.2 Medical Professional Liability - Claims-Made												
12. Earthquake												
13.1 Comprehensive (hospital and medical) ind (b)												
13.2 Comprehensive (hospital and medical) group (b)												
14. Credit A&H (Group and Individual)												
15.1 Vision Only (b).....												
15.2 Dental Only (b)												
15.3 Disability Income (b)												
15.4 Medicare Supplement (b)												
15.5 Medicaid Title XIX (b)												
15.6 Medicare Title XVIII (b).....												
15.7 Long-Term Care (b)												
15.8 Federal Employees Health Benefits Plan (b)												
15.9 Other Health (b)												
16. Workers' Compensation												
17.1 Other Liability - Occurrence												
17.2 Other Liability - Claims-Made												
17.3 Excess Workers' Compensation												
18.1 Products Liability - Occurrence												
18.2 Products Liability - Claims-Made												
19.1 Private Passenger Auto No-Fault (Personal Injury Protection)												
19.2 Other Private Passenger Auto Liability												1,930
19.3 Commercial Auto No-Fault (Personal Injury Protection)												
19.4 Other Commercial Auto Liability												
21.1 Private Passenger Auto Physical Damage												
21.2 Commercial Auto Physical Damage												
22. Aircraft (all perils)												
23. Fidelity												
24. Surety												
26. Burglary and Theft												
27. Boiler and Machinery												
28. Credit												
29. International												
30. Warranty												
31. Reins nonproportional assumed property	XXX	XXX	XXX	XXX	XXX	XXX	XXX	XXX	XXX	XXX	XXX	XXX
32. Reins nonproportional assumed liability	XXX	XXX	XXX	XXX	XXX	XXX	XXX	XXX	XXX	XXX	XXX	XXX
33. Reins nonproportional assumed financial lines	XXX	XXX	XXX	XXX	XXX	XXX	XXX	XXX	XXX	XXX	XXX	XXX
34. Aggregate Write-Ins for Other Lines of Business												
35. Total (a)												1,930
DETAILS OF WRITE-INS												
3401.												
3402.												
3403.												
3498. Summary of remaining write-ins for Line 34 from overflow page												
3499. Totals (Lines 3401 through 3403 plus 3498)(Line 34 above)												

(a) Finance and service charges not included in Lines 1 to 35 \$ and number of persons insured under indemnity only products

(b) For health business on indicated lines report: Number of persons insured under PPO managed care products and number of persons insured under indemnity only products



ANNUAL STATEMENT FOR THE YEAR 2024 OF THE STATE AUTOMOBILE MUTUAL INSURANCE COMPANY

EXHIBIT OF PREMIUMS AND LOSSES (Statutory Page 14)

NAIC Group Code 0111 BUSINESS IN THE STATE OF Nebraska DURING THE YEAR 2024 NAIC Company Code 25135

Line of Business	Gross Premiums, Including Policy and Membership Fees, Less Return Premiums and Premiums on Policies not Taken		3	4	5	6	7	8	9	10	11	12
	1	2										
	Direct Premiums Written	Direct Premiums Earned	Dividends Paid or Credited to Policyholders on Direct Business	Direct Unearned Premium Reserves	Direct Losses Paid (deducting salvage)	Direct Losses Incurred	Direct Losses Unpaid	Direct Defense and Cost Containment Expense Paid	Direct Defense and Cost Containment Expense Incurred	Direct Defense and Cost Containment Expense Unpaid	Commissions and Brokerage Expenses	Taxes, Licenses and Fees
1. Fire												
2.1 Allied Lines												
2.2 Multiple Peril Crop												
2.3 Federal Flood												
2.4. Private Crop												
2.5 Private Flood												
3. Farmowners Multiple Peril												
4. Homeowners Multiple Peril												
5.1 Commercial Multiple Peril (Non-Liability Portion)												
5.2 Commercial Multiple Peril (Liability Portion)												
6. Mortgage Guaranty												
8. Ocean Marine												
9.1 Inland Marine												
9.2 Pet Insurance Plans												
10. Financial Guaranty												
11.1 Medical Professional Liability - Occurrence												
11.2 Medical Professional Liability - Claims-Made												
12. Earthquake												
13.1 Comprehensive (hospital and medical) ind (b)												
13.2 Comprehensive (hospital and medical) group (b)												
14. Credit A&H (Group and Individual)												
15.1 Vision Only (b).....												
15.2 Dental Only (b)												
15.3 Disability Income (b)												
15.4 Medicare Supplement (b)												
15.5 Medicaid Title XIX (b)												
15.6 Medicare Title XVIII (b).....												
15.7 Long-Term Care (b)												
15.8 Federal Employees Health Benefits Plan (b)												
15.9 Other Health (b)												
16. Workers' Compensation												
17.1 Other Liability - Occurrence												
17.2 Other Liability - Claims-Made												
17.3 Excess Workers' Compensation												
18.1 Products Liability - Occurrence												
18.2 Products Liability - Claims-Made												
19.1 Private Passenger Auto No-Fault (Personal Injury Protection)												
19.2 Other Private Passenger Auto Liability												615
19.3 Commercial Auto No-Fault (Personal Injury Protection)												
19.4 Other Commercial Auto Liability												
21.1 Private Passenger Auto Physical Damage												
21.2 Commercial Auto Physical Damage												
22. Aircraft (all perils)												
23. Fidelity												
24. Surety										2		
26. Burglary and Theft												
27. Boiler and Machinery												
28. Credit												
29. International												
30. Warranty												
31. Reins nonproportional assumed property	XXX	XXX	XXX	XXX	XXX	XXX	XXX	XXX	XXX	XXX	XXX	XXX
32. Reins nonproportional assumed liability	XXX	XXX	XXX	XXX	XXX	XXX	XXX	XXX	XXX	XXX	XXX	XXX
33. Reins nonproportional assumed financial lines	XXX	XXX	XXX	XXX	XXX	XXX	XXX	XXX	XXX	XXX	XXX	XXX
34. Aggregate Write-Ins for Other Lines of Business												
35. Total (a)										2		615
DETAILS OF WRITE-INS												
3401.												
3402.												
3403.												
3498. Summary of remaining write-ins for Line 34 from overflow page												
3499. Totals (Lines 3401 through 3403 plus 3498)(Line 34 above)												

(a) Finance and service charges not included in Lines 1 to 35 \$
(b) For health business on indicated lines report: Number of persons insured under PPO managed care products and number of persons insured under indemnity only products



ANNUAL STATEMENT FOR THE YEAR 2024 OF THE STATE AUTOMOBILE MUTUAL INSURANCE COMPANY

EXHIBIT OF PREMIUMS AND LOSSES (Statutory Page 14)

NAIC Group Code 0111 BUSINESS IN THE STATE OF Nevada DURING THE YEAR 2024 NAIC Company Code 25135

Line of Business	Gross Premiums, Including Policy and Membership Fees, Less Return Premiums and Premiums on Policies not Taken		3	4	5	6	7	8	9	10	11	12
	1	2										
	Direct Premiums Written	Direct Premiums Earned	Dividends Paid or Credited to Policyholders on Direct Business	Direct Unearned Premium Reserves	Direct Losses Paid (deducting salvage)	Direct Losses Incurred	Direct Losses Unpaid	Direct Defense and Cost Containment Expense Paid	Direct Defense and Cost Containment Expense Incurred	Direct Defense and Cost Containment Expense Unpaid	Commissions and Brokerage Expenses	Taxes, Licenses and Fees
1. Fire												
2.1 Allied Lines												
2.2 Multiple Peril Crop												
2.3 Federal Flood												
2.4. Private Crop												
2.5 Private Flood												
3. Farmowners Multiple Peril												
4. Homeowners Multiple Peril												
5.1 Commercial Multiple Peril (Non-Liability Portion)												
5.2 Commercial Multiple Peril (Liability Portion)												
6. Mortgage Guaranty												
8. Ocean Marine												
9.1 Inland Marine												
9.2 Pet Insurance Plans												
10. Financial Guaranty												
11.1 Medical Professional Liability - Occurrence												
11.2 Medical Professional Liability - Claims-Made												
12. Earthquake												
13.1 Comprehensive (hospital and medical) ind (b)												
13.2 Comprehensive (hospital and medical) group (b)												
14. Credit A&H (Group and Individual)												
15.1 Vision Only (b).....												
15.2 Dental Only (b)												
15.3 Disability Income (b)												
15.4 Medicare Supplement (b)												
15.5 Medicaid Title XIX (b)												
15.6 Medicare Title XVIII (b).....												
15.7 Long-Term Care (b)												
15.8 Federal Employees Health Benefits Plan (b)												
15.9 Other Health (b)												
16. Workers' Compensation	1,032	1,971	538,670	1,148		1,051	18,530		189	5,767	146	7,693
17.1 Other Liability - Occurrence												
17.2 Other Liability - Claims-Made												
17.3 Excess Workers' Compensation												
18.1 Products Liability - Occurrence												
18.2 Products Liability - Claims-Made												
19.1 Private Passenger Auto No-Fault (Personal Injury Protection)												
19.2 Other Private Passenger Auto Liability												(158)
19.3 Commercial Auto No-Fault (Personal Injury Protection)												
19.4 Other Commercial Auto Liability												
21.1 Private Passenger Auto Physical Damage												
21.2 Commercial Auto Physical Damage												
22. Aircraft (all perils)												
23. Fidelity												
24. Surety												
26. Burglary and Theft												
27. Boiler and Machinery												
28. Credit												
29. International												
30. Warranty												
31. Reins nonproportional assumed property	XXX	XXX	XXX	XXX	XXX	XXX	XXX	XXX	XXX	XXX	XXX	XXX
32. Reins nonproportional assumed liability	XXX	XXX	XXX	XXX	XXX	XXX	XXX	XXX	XXX	XXX	XXX	XXX
33. Reins nonproportional assumed financial lines	XXX	XXX	XXX	XXX	XXX	XXX	XXX	XXX	XXX	XXX	XXX	XXX
34. Aggregate Write-Ins for Other Lines of Business												
35. Total (a)	1,032	1,971	538,670	1,148		1,051	18,530		189	5,767	146	7,535
DETAILS OF WRITE-INS												
3401.												
3402.												
3403.												
3498. Summary of remaining write-ins for Line 34 from overflow page												
3499. Totals (Lines 3401 through 3403 plus 3498)(Line 34 above)												

(a) Finance and service charges not included in Lines 1 to 35 \$
(b) For health business on indicated lines report: Number of persons insured under PPO managed care products and number of persons insured under indemnity only products



ANNUAL STATEMENT FOR THE YEAR 2024 OF THE STATE AUTOMOBILE MUTUAL INSURANCE COMPANY

EXHIBIT OF PREMIUMS AND LOSSES (Statutory Page 14)

NAIC Group Code 0111 BUSINESS IN THE STATE OF New Hampshire DURING THE YEAR 2024 NAIC Company Code 25135

Line of Business	Gross Premiums, Including Policy and Membership Fees, Less Return Premiums and Premiums on Policies not Taken		3	4	5	6	7	8	9	10	11	12
	1	2										
	Direct Premiums Written	Direct Premiums Earned	Dividends Paid or Credited to Policyholders on Direct Business	Direct Unearned Premium Reserves	Direct Losses Paid (deducting salvage)	Direct Losses Incurred	Direct Losses Unpaid	Direct Defense and Cost Containment Expense Paid	Direct Defense and Cost Containment Expense Incurred	Direct Defense and Cost Containment Expense Unpaid	Commissions and Brokerage Expenses	Taxes, Licenses and Fees
1. Fire												
2.1 Allied Lines												
2.2 Multiple Peril Crop												
2.3 Federal Flood												
2.4. Private Crop												
2.5 Private Flood												
3. Farmowners Multiple Peril												
4. Homeowners Multiple Peril												
5.1 Commercial Multiple Peril (Non-Liability Portion)												
5.2 Commercial Multiple Peril (Liability Portion)												
6. Mortgage Guaranty												
8. Ocean Marine												
9.1 Inland Marine												
9.2 Pet Insurance Plans												
10. Financial Guaranty												
11.1 Medical Professional Liability - Occurrence												
11.2 Medical Professional Liability - Claims-Made												
12. Earthquake												
13.1 Comprehensive (hospital and medical) ind (b)												
13.2 Comprehensive (hospital and medical) group (b)												
14. Credit A&H (Group and Individual)												
15.1 Vision Only (b).....												
15.2 Dental Only (b)												
15.3 Disability Income (b)												
15.4 Medicare Supplement (b)												
15.5 Medicaid Title XIX (b)												
15.6 Medicare Title XVIII (b).....												
15.7 Long-Term Care (b)												
15.8 Federal Employees Health Benefits Plan (b)												
15.9 Other Health (b)												
16. Workers' Compensation												
17.1 Other Liability - Occurrence												
17.2 Other Liability - Claims-Made												
17.3 Excess Workers' Compensation												
18.1 Products Liability - Occurrence												
18.2 Products Liability - Claims-Made												
19.1 Private Passenger Auto No-Fault (Personal Injury Protection)												
19.2 Other Private Passenger Auto Liability												1,253
19.3 Commercial Auto No-Fault (Personal Injury Protection)												
19.4 Other Commercial Auto Liability												
21.1 Private Passenger Auto Physical Damage												
21.2 Commercial Auto Physical Damage												
22. Aircraft (all perils)												
23. Fidelity												
24. Surety												
26. Burglary and Theft												
27. Boiler and Machinery												
28. Credit												
29. International												
30. Warranty												
31. Reins nonproportional assumed property	XXX	XXX	XXX	XXX	XXX	XXX	XXX	XXX	XXX	XXX	XXX	XXX
32. Reins nonproportional assumed liability	XXX	XXX	XXX	XXX	XXX	XXX	XXX	XXX	XXX	XXX	XXX	XXX
33. Reins nonproportional assumed financial lines	XXX	XXX	XXX	XXX	XXX	XXX	XXX	XXX	XXX	XXX	XXX	XXX
34. Aggregate Write-Ins for Other Lines of Business												
35. Total (a)												1,253
DETAILS OF WRITE-INS												
3401.												
3402.												
3403.												
3498. Summary of remaining write-ins for Line 34 from overflow page												
3499. Totals (Lines 3401 through 3403 plus 3498)(Line 34 above)												

(a) Finance and service charges not included in Lines 1 to 35 \$
(b) For health business on indicated lines report: Number of persons insured under PPO managed care products and number of persons insured under indemnity only products



ANNUAL STATEMENT FOR THE YEAR 2024 OF THE STATE AUTOMOBILE MUTUAL INSURANCE COMPANY

EXHIBIT OF PREMIUMS AND LOSSES (Statutory Page 14)

NAIC Group Code 0111 BUSINESS IN THE STATE OF New Jersey DURING THE YEAR 2024 NAIC Company Code 25135

Line of Business	Gross Premiums, Including Policy and Membership Fees, Less Return Premiums and Premiums on Policies not Taken		3	4	5	6	7	8	9	10	11	12
	1	2										
	Direct Premiums Written	Direct Premiums Earned	Dividends Paid or Credited to Policyholders on Direct Business	Direct Unearned Premium Reserves	Direct Losses Paid (deducting salvage)	Direct Losses Incurred	Direct Losses Unpaid	Direct Defense and Cost Containment Expense Paid	Direct Defense and Cost Containment Expense Incurred	Direct Defense and Cost Containment Expense Unpaid	Commissions and Brokerage Expenses	Taxes, Licenses and Fees
1. Fire												
2.1 Allied Lines												
2.2 Multiple Peril Crop												
2.3 Federal Flood												
2.4. Private Crop												
2.5 Private Flood												
3. Farmowners Multiple Peril												
4. Homeowners Multiple Peril												
5.1 Commercial Multiple Peril (Non-Liability Portion)												
5.2 Commercial Multiple Peril (Liability Portion)												
6. Mortgage Guaranty												
8. Ocean Marine												
9.1 Inland Marine												
9.2 Pet Insurance Plans												
10. Financial Guaranty												
11.1 Medical Professional Liability - Occurrence												
11.2 Medical Professional Liability - Claims-Made												
12. Earthquake												
13.1 Comprehensive (hospital and medical) ind (b)												
13.2 Comprehensive (hospital and medical) group (b)												
14. Credit A&H (Group and Individual)												
15.1 Vision Only (b).....												
15.2 Dental Only (b)												
15.3 Disability Income (b)												
15.4 Medicare Supplement (b)												
15.5 Medicaid Title XIX (b)												
15.6 Medicare Title XVIII (b).....												
15.7 Long-Term Care (b)												
15.8 Federal Employees Health Benefits Plan (b)												
15.9 Other Health (b)												
16. Workers' Compensation												
17.1 Other Liability - Occurrence												
17.2 Other Liability - Claims-Made												
17.3 Excess Workers' Compensation												
18.1 Products Liability - Occurrence												
18.2 Products Liability - Claims-Made												
19.1 Private Passenger Auto No-Fault (Personal Injury Protection)												
19.2 Other Private Passenger Auto Liability												30,721
19.3 Commercial Auto No-Fault (Personal Injury Protection)												
19.4 Other Commercial Auto Liability												
21.1 Private Passenger Auto Physical Damage												
21.2 Commercial Auto Physical Damage												
22. Aircraft (all perils)												
23. Fidelity												
24. Surety							(6)			18		
26. Burglary and Theft												
27. Boiler and Machinery												
28. Credit												
29. International												
30. Warranty												
31. Reins nonproportional assumed property	XXX	XXX	XXX	XXX	XXX	XXX	XXX	XXX	XXX	XXX	XXX	XXX
32. Reins nonproportional assumed liability	XXX	XXX	XXX	XXX	XXX	XXX	XXX	XXX	XXX	XXX	XXX	XXX
33. Reins nonproportional assumed financial lines	XXX	XXX	XXX	XXX	XXX	XXX	XXX	XXX	XXX	XXX	XXX	XXX
34. Aggregate Write-Ins for Other Lines of Business												
35. Total (a)							(6)			18		30,721
DETAILS OF WRITE-INS												
3401.												
3402.												
3403.												
3498. Summary of remaining write-ins for Line 34 from overflow page												
3499. Totals (Lines 3401 through 3403 plus 3498)(Line 34 above)												

(a) Finance and service charges not included in Lines 1 to 35 \$
(b) For health business on indicated lines report: Number of persons insured under PPO managed care products and number of persons insured under indemnity only products



ANNUAL STATEMENT FOR THE YEAR 2024 OF THE STATE AUTOMOBILE MUTUAL INSURANCE COMPANY

EXHIBIT OF PREMIUMS AND LOSSES (Statutory Page 14)

NAIC Group Code 0111 BUSINESS IN THE STATE OF New Mexico DURING THE YEAR 2024 NAIC Company Code 25135

Line of Business	Gross Premiums, Including Policy and Membership Fees, Less Return Premiums and Premiums on Policies not Taken		3	4	5	6	7	8	9	10	11	12
	1	2										
	Direct Premiums Written	Direct Premiums Earned	Dividends Paid or Credited to Policyholders on Direct Business	Direct Unearned Premium Reserves	Direct Losses Paid (deducting salvage)	Direct Losses Incurred	Direct Losses Unpaid	Direct Defense and Cost Containment Expense Paid	Direct Defense and Cost Containment Expense Incurred	Direct Defense and Cost Containment Expense Unpaid	Commissions and Brokerage Expenses	Taxes, Licenses and Fees
1. Fire												
2.1 Allied Lines												
2.2 Multiple Peril Crop												
2.3 Federal Flood												
2.4. Private Crop												
2.5 Private Flood												
3. Farmowners Multiple Peril												
4. Homeowners Multiple Peril												
5.1 Commercial Multiple Peril (Non-Liability Portion)												
5.2 Commercial Multiple Peril (Liability Portion)												
6. Mortgage Guaranty												
8. Ocean Marine												
9.1 Inland Marine												
9.2 Pet Insurance Plans												
10. Financial Guaranty												
11.1 Medical Professional Liability - Occurrence												
11.2 Medical Professional Liability - Claims-Made												
12. Earthquake												
13.1 Comprehensive (hospital and medical) ind (b)												
13.2 Comprehensive (hospital and medical) group (b)												
14. Credit A&H (Group and Individual)												
15.1 Vision Only (b).....												
15.2 Dental Only (b)												
15.3 Disability Income (b)												
15.4 Medicare Supplement (b)												
15.5 Medicaid Title XIX (b)												
15.6 Medicare Title XVIII (b).....												
15.7 Long-Term Care (b)												
15.8 Federal Employees Health Benefits Plan (b)												
15.9 Other Health (b)												
16. Workers' Compensation												
17.1 Other Liability - Occurrence												
17.2 Other Liability - Claims-Made												
17.3 Excess Workers' Compensation												
18.1 Products Liability - Occurrence												
18.2 Products Liability - Claims-Made												
19.1 Private Passenger Auto No-Fault (Personal Injury Protection)												
19.2 Other Private Passenger Auto Liability												2,845
19.3 Commercial Auto No-Fault (Personal Injury Protection)												
19.4 Other Commercial Auto Liability												
21.1 Private Passenger Auto Physical Damage												
21.2 Commercial Auto Physical Damage												
22. Aircraft (all perils)												
23. Fidelity												
24. Surety												
26. Burglary and Theft												
27. Boiler and Machinery												
28. Credit												
29. International												
30. Warranty												
31. Reins nonproportional assumed property	XXX	XXX	XXX	XXX	XXX	XXX	XXX	XXX	XXX	XXX	XXX	XXX
32. Reins nonproportional assumed liability	XXX	XXX	XXX	XXX	XXX	XXX	XXX	XXX	XXX	XXX	XXX	XXX
33. Reins nonproportional assumed financial lines	XXX	XXX	XXX	XXX	XXX	XXX	XXX	XXX	XXX	XXX	XXX	XXX
34. Aggregate Write-Ins for Other Lines of Business												
35. Total (a)												2,845
DETAILS OF WRITE-INS												
3401.												
3402.												
3403.												
3498. Summary of remaining write-ins for Line 34 from overflow page												
3499. Totals (Lines 3401 through 3403 plus 3498)(Line 34 above)												

(a) Finance and service charges not included in Lines 1 to 35 \$ and number of persons insured under indemnity only products

(b) For health business on indicated lines report: Number of persons insured under PPO managed care products and number of persons insured under indemnity only products



ANNUAL STATEMENT FOR THE YEAR 2024 OF THE STATE AUTOMOBILE MUTUAL INSURANCE COMPANY

EXHIBIT OF PREMIUMS AND LOSSES (Statutory Page 14)

NAIC Group Code 0111 BUSINESS IN THE STATE OF New York DURING THE YEAR 2024 NAIC Company Code 25135

Line of Business	Gross Premiums, Including Policy and Membership Fees, Less Return Premiums and Premiums on Policies not Taken		3	4	5	6	7	8	9	10	11	12
	1	2										
	Direct Premiums Written	Direct Premiums Earned	Dividends Paid or Credited to Policyholders on Direct Business	Direct Unearned Premium Reserves	Direct Losses Paid (deducting salvage)	Direct Losses Incurred	Direct Losses Unpaid	Direct Defense and Cost Containment Expense Paid	Direct Defense and Cost Containment Expense Incurred	Direct Defense and Cost Containment Expense Unpaid	Commissions and Brokerage Expenses	Taxes, Licenses and Fees
1. Fire												
2.1 Allied Lines												
2.2 Multiple Peril Crop												
2.3 Federal Flood												
2.4. Private Crop												
2.5 Private Flood												
3. Farmowners Multiple Peril												
4. Homeowners Multiple Peril												
5.1 Commercial Multiple Peril (Non-Liability Portion)												
5.2 Commercial Multiple Peril (Liability Portion)												
6. Mortgage Guaranty												
8. Ocean Marine												
9.1 Inland Marine												
9.2 Pet Insurance Plans												
10. Financial Guaranty												
11.1 Medical Professional Liability - Occurrence												
11.2 Medical Professional Liability - Claims-Made												
12. Earthquake												
13.1 Comprehensive (hospital and medical) ind (b)												
13.2 Comprehensive (hospital and medical) group (b)												
14. Credit A&H (Group and Individual)												
15.1 Vision Only (b).....												
15.2 Dental Only (b)												
15.3 Disability Income (b)												
15.4 Medicare Supplement (b)												
15.5 Medicaid Title XIX (b)												
15.6 Medicare Title XVIII (b).....												
15.7 Long-Term Care (b)												
15.8 Federal Employees Health Benefits Plan (b)												
15.9 Other Health (b)												
16. Workers' Compensation												
17.1 Other Liability - Occurrence												
17.2 Other Liability - Claims-Made												
17.3 Excess Workers' Compensation												
18.1 Products Liability - Occurrence												
18.2 Products Liability - Claims-Made												
19.1 Private Passenger Auto No-Fault (Personal Injury Protection)												
19.2 Other Private Passenger Auto Liability												2,000
19.3 Commercial Auto No-Fault (Personal Injury Protection)												
19.4 Other Commercial Auto Liability												
21.1 Private Passenger Auto Physical Damage												
21.2 Commercial Auto Physical Damage												
22. Aircraft (all perils)												
23. Fidelity												
24. Surety												
26. Burglary and Theft												
27. Boiler and Machinery												
28. Credit												
29. International												
30. Warranty												
31. Reins nonproportional assumed property	XXX	XXX	XXX	XXX	XXX	XXX	XXX	XXX	XXX	XXX	XXX	XXX
32. Reins nonproportional assumed liability	XXX	XXX	XXX	XXX	XXX	XXX	XXX	XXX	XXX	XXX	XXX	XXX
33. Reins nonproportional assumed financial lines	XXX	XXX	XXX	XXX	XXX	XXX	XXX	XXX	XXX	XXX	XXX	XXX
34. Aggregate Write-Ins for Other Lines of Business												
35. Total (a)												2,000
DETAILS OF WRITE-INS												
3401.												
3402.												
3403.												
3498. Summary of remaining write-ins for Line 34 from overflow page												
3499. Totals (Lines 3401 through 3403 plus 3498)(Line 34 above)												

(a) Finance and service charges not included in Lines 1 to 35 \$
(b) For health business on indicated lines report: Number of persons insured under PPO managed care products and number of persons insured under indemnity only products



ANNUAL STATEMENT FOR THE YEAR 2024 OF THE STATE AUTOMOBILE MUTUAL INSURANCE COMPANY

EXHIBIT OF PREMIUMS AND LOSSES (Statutory Page 14)

NAIC Group Code 0111		BUSINESS IN THE STATE OF North Carolina				DURING THE YEAR 2024				NAIC Company Code 25135			
Line of Business	Gross Premiums, Including Policy and Membership Fees, Less Return Premiums and Premiums on Policies not Taken		3 Dividends Paid or Credited to Policyholders on Direct Business	4 Direct Unearned Premium Reserves	5 Direct Losses Paid (deducting salvage)	6 Direct Losses Incurred	7 Direct Losses Unpaid	8 Direct Defense and Cost Containment Expense Paid	9 Direct Defense and Cost Containment Expense Incurred	10 Direct Defense and Cost Containment Expense Unpaid	11 Commissions and Brokerage Expenses	12 Taxes, Licenses and Fees	
	1 Direct Premiums Written	2 Direct Premiums Earned											
Fire	3,011,698	2,940,829		1,016,113	1,546,401	223,150	(73,606)	39,535	51,859	185,270	470,773	96,479	
Allied Lines	2,766,782	2,683,595		1,089,413	943,328	4,070,826	3,583,480	41,760	71,497	27,334	422,720	75,495	
Multiple Peril Crop													
Federal Flood													
Private Crop													
Private Flood													
Farmowners Multiple Peril	1,496,809	1,427,546		690,344	(279,055)	649,734	1,169,527	171,559	17,210	(134,526)	238,338	43,439	
Homeowners Multiple Peril	4,271,323	6,666,986		1,436,572	5,678,378	6,390,932	3,051,148	194,618	199,248	209,333	668,241	177,651	
Commercial Multiple Peril (Non-Liability Portion)	2,088,830	2,373,921		991,224	1,697,186	1,736,752	1,665,671	111,636	60,632	44,317	329,100	58,052	
Commercial Multiple Peril (Liability Portion)	788,757	896,862		382,412	55,767	417,192	719,472	62,481	154,991	417,331	123,410	21,728	
Mortgage Guaranty													
Ocean Marine													
Inland Marine	335,761	417,670		141,625	105,955	154,667	57,459		5,086	9,431	52,733	11,703	
Pet Insurance Plans													
Financial Guaranty													
Medical Professional Liability - Occurrence													
Medical Professional Liability - Claims-Made													
Earthquake	8,344	11,720		3,852			340			97	1,288	264	
Comprehensive (hospital and medical) ind (b)													
Comprehensive (hospital and medical) group (b)													
Credit A&H (Group and Individual)													
Vision Only (b)													
Dental Only (b)													
Disability Income (b)													
Medicare Supplement (b)													
Medicaid Title XIX (b)													
Medicare Title XVIII (b)													
Long-Term Care (b)													
Federal Employees Health Benefits Plan (b)													
Other Health (b)													
Workers' Compensation	439,949	643,145		172,634	1,218,279	870,264	1,762,793	66,831	74,408	295,913	40,855	16,194	
Other Liability - Occurrence	3,095,389	3,165,564		1,062,270	1,351,804	4,863,347	7,583,814	268,258	403,300	769,211	522,772	71,426	
Other Liability - Claims-Made	68,031	72,433		30,031		47,270	128,891		13,902	27,164	10,447	1,598	
Excess Workers' Compensation													
Products Liability - Occurrence	45,472	45,333		22,829		29,584	48,152		8,701	25,501	6,694	887	
Products Liability - Claims-Made													
Private Passenger Auto No-Fault (Personal Injury Protection)													
Other Private Passenger Auto Liability													
Commercial Auto No-Fault (Personal Injury Protection)	717	723		338	(356)	2,043		205		435	90	18	
Other Commercial Auto Liability	4,387,086	4,754,766		2,061,544	3,198,399	6,700,605	10,273,719	49,047	442,577	1,218,438	552,465	98,886	
Private Passenger Auto Physical Damage													
Commercial Auto Physical Damage	1,742,477	1,837,308		870,339	1,074,085	1,279,924	263,816	21,790	34,056	77,904	217,576	39,395	
Aircraft (all perils)													
Fidelity	5,039	5,079		3,273	6,758	204	(5,758)		76	695	802	100	
Surety		33					3,602			3,251			
Burglary and Theft	18,548	18,304		7,789	59,826	10,544	11,766		267	1,434	2,815	424	
Boiler and Machinery	112,392	120,377		38,826	5,100	9,517	15,932		1,642	8,751	17,502	3,416	
Credit													
International													
Warranty													
Reins nonproportional assumed property	XXX	XXX	XXX	XXX	XXX	XXX	XXX	XXX	XXX	XXX	XXX	XXX	
Reins nonproportional assumed liability	XXX	XXX	XXX	XXX	XXX	XXX	XXX	XXX	XXX	XXX	XXX	XXX	
Reins nonproportional assumed financial lines	XXX	XXX	XXX	XXX	XXX	XXX	XXX	XXX	XXX	XXX	XXX	XXX	
Aggregate Write-Ins for Other Lines of Business													
Total (a)	24,683,404	28,082,194		10,021,428	16,662,211	27,383,075	30,333,342	1,027,515	1,539,657	3,187,284	3,678,621	717,155	
DETAILS OF WRITE-INS													
Summary of remaining write-ins for Line 34 from overflow page													
Totals (Lines 3401 through 3403 plus 3498)(Line 34 above)													

(a) Finance and service charges not included in Lines 1 to 35 \$ 20,347
(b) For health business on indicated lines report: Number of persons insured under PPO managed care products and number of persons insured under indemnity only products



ANNUAL STATEMENT FOR THE YEAR 2024 OF THE STATE AUTOMOBILE MUTUAL INSURANCE COMPANY

EXHIBIT OF PREMIUMS AND LOSSES (Statutory Page 14)

NAIC Group Code 0111 BUSINESS IN THE STATE OF North Dakota DURING THE YEAR 2024 NAIC Company Code 25135

Line of Business		Gross Premiums, Including Policy and Membership Fees, Less Return Premiums and Premiums on Policies not Taken		3 Dividends Paid or Credited to Policyholders on Direct Business	4 Direct Unearned Premium Reserves	5 Direct Losses Paid (deducting salvage)	6 Direct Losses Incurred	7 Direct Losses Unpaid	8 Direct Defense and Cost Containment Expense Paid	9 Direct Defense and Cost Containment Expense Incurred	10 Direct Defense and Cost Containment Expense Unpaid	11 Commissions and Brokerage Expenses	12 Taxes, Licenses and Fees
		1 Direct Premiums Written	2 Direct Premiums Earned										
1.	Fire	761,223	793,708		333,711	311,816	566,542	367,748	76,159	27,075	(28,485)	109,006	12,165
2.1	Allied Lines	1,304,468	1,481,957		546,306	455,512	401,854	(746,623)	24,020	41,451	10,393	178,699	22,331
2.2	Multiple Peril Crop												
2.3	Federal Flood												
2.4	Private Crop												
2.5	Private Flood												
3.	Farmowners Multiple Peril	8,431,945	8,558,699		4,169,260	3,416,724	3,812,799	1,455,920	123,771	169,261	280,729	1,341,674	161,481
4.	Homeowners Multiple Peril	2,709,476	4,292,300		1,060,070	2,685,997	2,634,369	157,109	131,169	81,318	53,943	300,663	48,179
5.1	Commercial Multiple Peril (Non-Liability Portion)	1,191,091	1,188,589		637,382	2,647,682	3,353,425	842,546	45,463	48,448	32,430	187,831	21,619
5.2	Commercial Multiple Peril (Liability Portion)	421,303	442,827		215,657	52,935	193,925	603,542	3,268	73,864	187,408	67,034	8,412
6.	Mortgage Guaranty												
8.	Ocean Marine												
9.1	Inland Marine	71,541	129,011		29,634	9,744	12,573	(40,646)		1,052	2,649	10,090	841
9.2	Pet Insurance Plans												
10.	Financial Guaranty												
11.1	Medical Professional Liability - Occurrence												
11.2	Medical Professional Liability - Claims-Made												
12.	Earthquake	1,087	1,123		647			40			10	114	12
13.1	Comprehensive (hospital and medical) ind (b)												
13.2	Comprehensive (hospital and medical) group (b)												
14.	Credit A&H (Group and Individual)												
15.1	Vision Only (b).....												
15.2	Dental Only (b).....												
15.3	Disability Income (b)												
15.4	Medicare Supplement (b)												
15.5	Medicaid Title XIX (b)												
15.6	Medicare Title XVIII (b).....												
15.7	Long-Term Care (b)												
15.8	Federal Employees Health Benefits Plan (b)												
15.9	Other Health (b)												
16.	Workers' Compensation												
17.1	Other Liability - Occurrence	941,810	971,333		460,371	35,112	1,684,884	2,738,882	14,384	56,777	312,614	164,526	15,519
17.2	Other Liability - Claims-Made	13,428	14,878		8,110	21,080	9,709	5,624		2,856	5,630	1,942	85
17.3	Excess Workers' Compensation												
18.1	Products Liability - Occurrence	952	1,546		374		1,009	4,689		297	3,790	160	9
18.2	Products Liability - Claims-Made												
19.1	Private Passenger Auto No-Fault (Personal Injury Protection)												
19.2	Other Private Passenger Auto Liability												
19.3	Commercial Auto No-Fault (Personal Injury Protection)	114,153	109,322		56,760	7,476	90,001	327,080	98	8,053	11,847	17,874	1,917
19.4	Other Commercial Auto Liability	1,108,066	1,139,696		531,371	213,475	1,800,875	2,782,927	1,820	75,814	210,146	167,647	20,064
21.1	Private Passenger Auto Physical Damage												
21.2	Commercial Auto Physical Damage	1,596,205	1,565,315		741,375	710,021	753,683	121,127	10,646	34,023	66,171	249,394	28,240
22.	Aircraft (all perils)												
23.	Fidelity	280	477		94		11	61		4		41	5
24.	Surety							(17)					
26.	Burglary and Theft	5,482	6,155		2,458	10,000	10,218	(1,118)		81	502	813	86
27.	Boiler and Machinery	120,908	135,435		57,620		4,854	(6,015)		1,804	14,046	18,800	2,239
28.	Credit												
29.	International												
30.	Warranty												
31.	Reins nonproportional assumed property	XXX	XXX	XXX	XXX	XXX	XXX	XXX	XXX	XXX	XXX	XXX	XXX
32.	Reins nonproportional assumed liability	XXX	XXX	XXX	XXX	XXX	XXX	XXX	XXX	XXX	XXX	XXX	XXX
33.	Reins nonproportional assumed financial lines	XXX	XXX	XXX	XXX	XXX	XXX	XXX	XXX	XXX	XXX	XXX	XXX
34.	Aggregate Write-Ins for Other Lines of Business												
35.	Total (a)	18,793,418	20,832,371		8,851,200	10,577,574	15,330,731	8,612,876	430,798	622,178	1,163,909	2,816,308	343,203
DETAILS OF WRITE-INS													
3401.												
3402.												
3403.												
3498.	Summary of remaining write-ins for Line 34 from overflow page												
3499.	Totals (Lines 3401 through 3403 plus 3498)(Line 34 above)												

(a) Finance and service charges not included in Lines 1 to 35 \$ 16,141
(b) For health business on indicated lines report: Number of persons insured under PPO managed care products and number of persons insured under indemnity only products



ANNUAL STATEMENT FOR THE YEAR 2024 OF THE STATE AUTOMOBILE MUTUAL INSURANCE COMPANY

EXHIBIT OF PREMIUMS AND LOSSES (Statutory Page 14)

NAIC Group Code 0111 BUSINESS IN THE STATE OF Ohio DURING THE YEAR 2024 NAIC Company Code 25135

Line of Business		Gross Premiums, Including Policy and Membership Fees, Less Return Premiums and Premiums on Policies not Taken		3 Dividends Paid or Credited to Policyholders on Direct Business	4 Direct Unearned Premium Reserves	5 Direct Losses Paid (deducting salvage)	6 Direct Losses Incurred	7 Direct Losses Unpaid	8 Direct Defense and Cost Containment Expense Paid	9 Direct Defense and Cost Containment Expense Incurred	10 Direct Defense and Cost Containment Expense Unpaid	11 Commissions and Brokerage Expenses	12 Taxes, Licenses and Fees
		1 Direct Premiums Written	2 Direct Premiums Earned										
1.	Fire	8,106,987	8,693,833		3,870,709	3,945,916	2,968,627	3,747,913	230,205	143,844	639,072	1,201,772	211,467
2.1	Allied Lines	8,082,199	8,758,514		3,946,690	5,055,149	4,638,447	5,260,113	213,704	233,818	(280,938)	1,203,398	159,152
2.2	Multiple Peril Crop												
2.3	Federal Flood												
2.4	Private Crop												
2.5	Private Flood												
3.	Farmowners Multiple Peril	3,502,210	3,235,504		1,959,579	1,204,423	1,280,909	711,847	33,427	50,516	96,468	522,606	68,456
4.	Homeowners Multiple Peril	3,615,342	5,765,106		1,280,391	4,198,416	5,567,516	4,330,759	178,024	192,949	195,720	609,028	104,706
5.1	Commercial Multiple Peril (Non-Liability Portion)	5,267,836	5,671,514		2,628,610	4,296,230	3,960,290	2,465,496	233,671	186,432	87,923	831,069	109,815
5.2	Commercial Multiple Peril (Liability Portion)	2,455,615	2,749,454		1,172,710	499,689	1,246,174	5,286,918	66,247	467,276	1,866,709	389,486	53,098
6.	Mortgage Guaranty												
8.	Ocean Marine							(1)					
9.1	Inland Marine	904,512	1,710,667		629,873	151,352	204,030	46,861	2,804	19,595	4,812	148,712	27,738
9.2	Pet Insurance Plans												
10.	Financial Guaranty												
11.1	Medical Professional Liability - Occurrence												
11.2	Medical Professional Liability - Claims-Made												
12.	Earthquake	120,470	151,084		51,458			5,423			1,654	19,818	2,767
13.1	Comprehensive (hospital and medical) ind (b)												
13.2	Comprehensive (hospital and medical) group (b)												
14.	Credit A&H (Group and Individual)												
15.1	Vision Only (b).....												
15.2	Dental Only (b)												
15.3	Disability Income (b)												
15.4	Medicare Supplement (b)												
15.5	Medicaid Title XIX (b)												
15.6	Medicare Title XVIII (b).....												
15.7	Long-Term Care (b)												
15.8	Federal Employees Health Benefits Plan (b)												
15.9	Other Health (b)	517	145		372							27	3
16.	Workers' Compensation												
17.1	Other Liability - Occurrence	7,545,062	8,345,167		3,400,131	8,083,067	22,750,178	44,986,205	541,093	978,833	5,412,313	1,302,455	146,363
17.2	Other Liability - Claims-Made	200,433	229,123		100,152		138,777	465,764	8,694	42,812	67,877	30,436	3,787
17.3	Excess Workers' Compensation												
18.1	Products Liability - Occurrence	1,239,644	1,390,614		499,726	1,216,313	907,515	1,824,598	71,839	266,901	337,590	190,016	24,557
18.2	Products Liability - Claims-Made												
19.1	Private Passenger Auto No-Fault (Personal Injury Protection)												
19.2	Other Private Passenger Auto Liability	1,820,975	2,634,689		83,260	3,086,047	2,003,478	5,304,864	515,501	114,595	(1,324,864)	257,525	48,806
19.3	Commercial Auto No-Fault (Personal Injury Protection)	2,049	4,202		1,117		4,233	32,302		1,187	2,189	164	62
19.4	Other Commercial Auto Liability	4,557,235	5,429,668		2,181,421	4,957,636	7,911,145	14,261,358	168,451	496,182	1,914,479	627,146	93,237
21.1	Private Passenger Auto Physical Damage	1,643,888	2,375,086		77,174	995,434	1,074,252	44,464	34,815	32,873	86,847	234,579	46,167
21.2	Commercial Auto Physical Damage	2,320,397	2,851,015		1,074,533	755,116	941,107	101,768	21,700	42,563	154,916	342,013	48,348
22.	Aircraft (all perils)												
23.	Fidelity	92,606	126,596		48,097		4,128	21,883		1,535	18,737	15,043	2,055
24.	Surety		2,045		15			49,029			36,580		
26.	Burglary and Theft	28,976	34,907		14,257	20,000	1,168	(6,995)		434	3,133	4,478	603
27.	Boiler and Machinery	507,046	555,316		252,458	367,726	138,830	(65,221)	4,600	3,938	46,575	76,147	9,582
28.	Credit												
29.	International												
30.	Warranty												
31.	Reins nonproportional assumed property	XXX	XXX	XXX	XXX	XXX	XXX	XXX	XXX	XXX	XXX	XXX	XXX
32.	Reins nonproportional assumed liability	XXX	XXX	XXX	XXX	XXX	XXX	XXX	XXX	XXX	XXX	XXX	XXX
33.	Reins nonproportional assumed financial lines	XXX	XXX	XXX	XXX	XXX	XXX	XXX	XXX	XXX	XXX	XXX	XXX
34.	Aggregate Write-Ins for Other Lines of Business												
35.	Total (a)	52,013,999	60,714,249		23,272,733	38,832,514	55,740,804	88,875,328	2,324,775	3,276,283	9,367,792	8,005,918	1,160,778
DETAILS OF WRITE-INS													
3401.												
3402.												
3403.												
3498.	Summary of remaining write-ins for Line 34 from overflow page												
3499.	Totals (Lines 3401 through 3403 plus 3498)(Line 34 above)												

(a) Finance and service charges not included in Lines 1 to 35 \$ 86,818
(b) For health business on indicated lines report: Number of persons insured under PPO managed care products and number of persons insured under indemnity only products



ANNUAL STATEMENT FOR THE YEAR 2024 OF THE STATE AUTOMOBILE MUTUAL INSURANCE COMPANY

EXHIBIT OF PREMIUMS AND LOSSES (Statutory Page 14)

NAIC Group Code 0111 BUSINESS IN THE STATE OF Oklahoma DURING THE YEAR 2024 NAIC Company Code 25135

Line of Business		Gross Premiums, Including Policy and Membership Fees, Less Return Premiums and Premiums on Policies not Taken		3	4	5	6	7	8	9	10	11	12
		1	2										
		Direct Premiums Written	Direct Premiums Earned	Dividends Paid or Credited to Policyholders on Direct Business	Direct Unearned Premium Reserves	Direct Losses Paid (deducting salvage)	Direct Losses Incurred	Direct Losses Unpaid	Direct Defense and Cost Containment Expense Paid	Direct Defense and Cost Containment Expense Incurred	Direct Defense and Cost Containment Expense Unpaid	Commissions and Brokerage Expenses	Taxes, Licenses and Fees
1.	Fire	427,832	537,229		142,772		(105,330)	208,652	1,998	8,557	30,832	68,785	12,753
2.1	Allied Lines	969,570	1,189,828		333,276	346,842	255,005	363,640	28,146	41,674	18,547	154,741	25,261
2.2	Multiple Peril Crop												
2.3	Federal Flood												
2.4	Private Crop												
2.5	Private Flood												
3.	Farmowners Multiple Peril	7,015,538	5,644,078		3,677,103	5,567,057	6,510,428	3,412,217	95,736	136,800	113,823	1,073,710	136,947
4.	Homeowners Multiple Peril												
5.1	Commercial Multiple Peril (Non-Liability Portion)	816,598	987,981		380,267	804,132	825,804	550,943	26,476	38,197	55,877	128,212	22,080
5.2	Commercial Multiple Peril (Liability Portion)	269,650	330,986		121,001	113,317	182,434	520,379	27,736	63,499	156,347	42,138	7,157
6.	Mortgage Guaranty												
8.	Ocean Marine												
9.1	Inland Marine	120,211	174,949		55,605	31,545	18,417	(49,907)		2,241	3,414	18,859	3,852
9.2	Pet Insurance Plans												
10.	Financial Guaranty												
11.1	Medical Professional Liability - Occurrence												
11.2	Medical Professional Liability - Claims-Made												
12.	Earthquake	475	533		176			122			30	76	12
13.1	Comprehensive (hospital and medical) ind (b)												
13.2	Comprehensive (hospital and medical) group (b)												
14.	Credit A&H (Group and Individual)												
15.1	Vision Only (b).....												
15.2	Dental Only (b)												
15.3	Disability Income (b)												
15.4	Medicare Supplement (b)												
15.5	Medicaid Title XIX (b)												
15.6	Medicare Title XVIII (b).....												
15.7	Long-Term Care (b)												
15.8	Federal Employees Health Benefits Plan (b)												
15.9	Other Health (b)												
16.	Workers' Compensation	69,379	82,286		17,895	33,383	50,065	92,148	7,450	8,121	20,653	10,312	12,444
17.1	Other Liability - Occurrence	1,552,910	1,999,088		518,389	616,653	2,196,481	4,104,252	50,293	263,553	472,264	279,178	42,875
17.2	Other Liability - Claims-Made	32,404	55,659		12,385		36,323	78,522		10,683	17,371	5,314	1,236
17.3	Excess Workers' Compensation												
18.1	Products Liability - Occurrence	951	723		573		472	2,988		139	1,637	126	12
18.2	Products Liability - Claims-Made												
19.1	Private Passenger Auto No-Fault (Personal Injury Protection)												
19.2	Other Private Passenger Auto Liability												
19.3	Commercial Auto No-Fault (Personal Injury Protection)	6,427	6,058		683		6,095	(641)		1,701	1,977	937	130
19.4	Other Commercial Auto Liability	4,557,609	4,942,854		1,735,907	1,824,451	7,212,936	12,547,494	207,374	449,951	658,999	590,529	110,257
21.1	Private Passenger Auto Physical Damage												
21.2	Commercial Auto Physical Damage	1,976,518	2,095,156		831,324	1,457,901	1,618,823	180,524	35,024	58,439	92,976	254,775	46,026
22.	Aircraft (all perils)												
23.	Fidelity	661	843		279		29	209		11	122	94	15
24.	Surety							138,006			114,849		
26.	Burglary and Theft	3,634	4,903		1,531	10,000	10,159	625		59	368	570	103
27.	Boiler and Machinery	38,030	47,526		8,386		1,389	6,351		517	3,430	6,219	1,106
28.	Credit												
29.	International												
30.	Warranty												
31.	Reins nonproportional assumed property	XXX	XXX	XXX	XXX	XXX	XXX	XXX	XXX	XXX	XXX	XXX	XXX
32.	Reins nonproportional assumed liability	XXX	XXX	XXX	XXX	XXX	XXX	XXX	XXX	XXX	XXX	XXX	XXX
33.	Reins nonproportional assumed financial lines	XXX	XXX	XXX	XXX	XXX	XXX	XXX	XXX	XXX	XXX	XXX	XXX
34.	Aggregate Write-Ins for Other Lines of Business												
35.	Total (a)	17,858,397	18,100,680		7,837,552	10,805,281	18,819,530	22,156,524	480,233	1,084,142	1,763,516	2,634,575	422,267
DETAILS OF WRITE-INS													
3401.												
3402.												
3403.												
3498.	Summary of remaining write-ins for Line 34 from overflow page												
3499.	Totals (Lines 3401 through 3403 plus 3498)(Line 34 above)												

(a) Finance and service charges not included in Lines 1 to 35 \$ 22,133
(b) For health business on indicated lines report: Number of persons insured under PPO managed care products and number of persons insured under indemnity only products



ANNUAL STATEMENT FOR THE YEAR 2024 OF THE STATE AUTOMOBILE MUTUAL INSURANCE COMPANY

EXHIBIT OF PREMIUMS AND LOSSES (Statutory Page 14)

NAIC Group Code 0111 BUSINESS IN THE STATE OF Oregon DURING THE YEAR 2024 NAIC Company Code 25135

Line of Business	Gross Premiums, Including Policy and Membership Fees, Less Return Premiums and Premiums on Policies not Taken		3	4	5	6	7	8	9	10	11	12
	1	2										
	Direct Premiums Written	Direct Premiums Earned	Dividends Paid or Credited to Policyholders on Direct Business	Direct Unearned Premium Reserves	Direct Losses Paid (deducting salvage)	Direct Losses Incurred	Direct Losses Unpaid	Direct Defense and Cost Containment Expense Paid	Direct Defense and Cost Containment Expense Incurred	Direct Defense and Cost Containment Expense Unpaid	Commissions and Brokerage Expenses	Taxes, Licenses and Fees
1. Fire												
2.1 Allied Lines												
2.2 Multiple Peril Crop												
2.3 Federal Flood												
2.4. Private Crop												
2.5 Private Flood												
3. Farmowners Multiple Peril												
4. Homeowners Multiple Peril												
5.1 Commercial Multiple Peril (Non-Liability Portion)												
5.2 Commercial Multiple Peril (Liability Portion)												
6. Mortgage Guaranty												
8. Ocean Marine												
9.1 Inland Marine												
9.2 Pet Insurance Plans												
10. Financial Guaranty												
11.1 Medical Professional Liability - Occurrence												
11.2 Medical Professional Liability - Claims-Made												
12. Earthquake												
13.1 Comprehensive (hospital and medical) ind (b)												
13.2 Comprehensive (hospital and medical) group (b)												
14. Credit A&H (Group and Individual)												
15.1 Vision Only (b).....												
15.2 Dental Only (b)												
15.3 Disability Income (b)												
15.4 Medicare Supplement (b)												
15.5 Medicaid Title XIX (b)												
15.6 Medicare Title XVIII (b).....												
15.7 Long-Term Care (b)												
15.8 Federal Employees Health Benefits Plan (b)												
15.9 Other Health (b)												
16. Workers' Compensation												
17.1 Other Liability - Occurrence												
17.2 Other Liability - Claims-Made												
17.3 Excess Workers' Compensation												
18.1 Products Liability - Occurrence												
18.2 Products Liability - Claims-Made												
19.1 Private Passenger Auto No-Fault (Personal Injury Protection)												
19.2 Other Private Passenger Auto Liability												1,500
19.3 Commercial Auto No-Fault (Personal Injury Protection)												
19.4 Other Commercial Auto Liability												
21.1 Private Passenger Auto Physical Damage												
21.2 Commercial Auto Physical Damage												
22. Aircraft (all perils)												
23. Fidelity												
24. Surety												
26. Burglary and Theft												
27. Boiler and Machinery												
28. Credit												
29. International												
30. Warranty												
31. Reins nonproportional assumed property	XXX	XXX	XXX	XXX	XXX	XXX	XXX	XXX	XXX	XXX	XXX	XXX
32. Reins nonproportional assumed liability	XXX	XXX	XXX	XXX	XXX	XXX	XXX	XXX	XXX	XXX	XXX	XXX
33. Reins nonproportional assumed financial lines	XXX	XXX	XXX	XXX	XXX	XXX	XXX	XXX	XXX	XXX	XXX	XXX
34. Aggregate Write-Ins for Other Lines of Business												
35. Total (a)												1,500
DETAILS OF WRITE-INS												
3401.												
3402.												
3403.												
3498. Summary of remaining write-ins for Line 34 from overflow page												
3499. Totals (Lines 3401 through 3403 plus 3498)(Line 34 above)												

(a) Finance and service charges not included in Lines 1 to 35 \$
(b) For health business on indicated lines report: Number of persons insured under PPO managed care products and number of persons insured under indemnity only products



ANNUAL STATEMENT FOR THE YEAR 2024 OF THE STATE AUTOMOBILE MUTUAL INSURANCE COMPANY

EXHIBIT OF PREMIUMS AND LOSSES (Statutory Page 14)

NAIC Group Code 0111		BUSINESS IN THE STATE OF Pennsylvania				DURING THE YEAR 2024				NAIC Company Code 25135			
Line of Business		Gross Premiums, Including Policy and Membership Fees, Less Return Premiums and Premiums on Policies not Taken		3 Dividends Paid or Credited to Policyholders on Direct Business	4 Direct Unearned Premium Reserves	5 Direct Losses Paid (deducting salvage)	6 Direct Losses Incurred	7 Direct Losses Unpaid	8 Direct Defense and Cost Containment Expense Paid	9 Direct Defense and Cost Containment Expense Incurred	10 Direct Defense and Cost Containment Expense Unpaid	11 Commissions and Brokerage Expenses	12 Taxes, Licenses and Fees
		1 Direct Premiums Written	2 Direct Premiums Earned										
1.	Fire	3,285,319	3,706,711		1,575,835	1,805,254	2,139,058	1,305,919	23,237	72,044	478,926	507,679	82,016
2.1	Allied Lines	3,010,979	3,303,130		1,367,165	1,860,575	1,456,572	338,654	140,112	107,415	101,986	461,942	72,135
2.2	Multiple Peril Crop												
2.3	Federal Flood												
2.4	Private Crop												
2.5	Private Flood												
3.	Farmowners Multiple Peril	4,556,724	4,238,015		2,373,966	999,389	1,245,765	701,529	45,007	68,535	95,201	706,796	95,033
4.	Homeowners Multiple Peril	46,062	56,009		18,554	106,779	116,292	27,861	1,097	1,323	2,770	6,717	1,169
5.1	Commercial Multiple Peril (Non-Liability Portion)	2,476,587	2,713,483		1,237,356	1,235,008	556,770	4,112,881	160,701	103,834	73,851	395,149	57,611
5.2	Commercial Multiple Peril (Liability Portion)	1,938,266	2,190,869		972,851	910,115	1,005,830	946,351	144,953	375,471	785,454	310,688	45,124
6.	Mortgage Guaranty												
8.	Ocean Marine												
9.1	Inland Marine	342,180	452,949		130,471	31,025	186,039	121,714	535	10,554	11,162	54,484	9,892
9.2	Pet Insurance Plans												
10.	Financial Guaranty												
11.1	Medical Professional Liability - Occurrence												
11.2	Medical Professional Liability - Claims-Made												
12.	Earthquake	22,099	22,669		15,032			1,166			340	3,365	543
13.1	Comprehensive (hospital and medical) ind (b)												
13.2	Comprehensive (hospital and medical) group (b)												
14.	Credit A&H (Group and Individual)												
15.1	Vision Only (b).....												
15.2	Dental Only (b)												
15.3	Disability Income (b)												
15.4	Medicare Supplement (b)												
15.5	Medicaid Title XIX (b)												
15.6	Medicare Title XVIII (b).....												
15.7	Long-Term Care (b)												
15.8	Federal Employees Health Benefits Plan (b)												
15.9	Other Health (b)	287	95		192							17	1
16.	Workers' Compensation	929,270	1,069,661		355,061	626,328	863,188	5,739,197	26,857	106,983	588,517	110,549	29,478
17.1	Other Liability - Occurrence	6,980,691	6,993,065		3,174,562	1,900,614	15,477,136	30,376,889	535,482	944,410	2,926,991	1,180,994	154,152
17.2	Other Liability - Claims-Made	109,263	115,796		47,930		75,467	197,068		22,214	42,898	16,753	2,693
17.3	Excess Workers' Compensation												
18.1	Products Liability - Occurrence	246,873	278,725		115,400		181,896	59,177	18,946	53,496	117,996	37,944	6,389
18.2	Products Liability - Claims-Made												
19.1	Private Passenger Auto No-Fault (Personal Injury Protection)	3,935	5,503		248	10,176	33,305	99,646	77	575	6,089	544	131
19.2	Other Private Passenger Auto Liability	20,718	27,823		1,462		28,097	77,848		1,258	3,589	2,893	644
19.3	Commercial Auto No-Fault (Personal Injury Protection)	259,989	260,460		88,442	115,832	159,277	874,435	7,997	61,177	96,773	32,967	6,441
19.4	Other Commercial Auto Liability	6,493,760	6,654,029		2,863,950	3,944,024	8,882,583	13,585,995	181,336	604,631	1,373,729	795,789	151,049
21.1	Private Passenger Auto Physical Damage	23,679	28,194		2,655	(1,305)	3,695	13,506	985	657	1,127	3,262	626
21.2	Commercial Auto Physical Damage	2,695,237	2,858,165		1,266,744	1,173,617	1,483,833	481,158	56,531	54,341	77,477	335,113	62,735
22.	Aircraft (all perils)												
23.	Fidelity	18,147	23,764		9,619	(100)	802	56,030	25	298	3,193	2,912	441
24.	Surety							(490)			909		
26.	Burglary and Theft	18,661	19,676		9,200		738	2,621		274	1,574	2,834	436
27.	Boiler and Machinery	194,439	206,460		87,522	194,760	927,644	659,264		20,351	38,001	30,058	4,651
28.	Credit												
29.	International												
30.	Warranty												
31.	Reins nonproportional assumed property	XXX	XXX	XXX	XXX	XXX	XXX	XXX	XXX	XXX	XXX	XXX	XXX
32.	Reins nonproportional assumed liability	XXX	XXX	XXX	XXX	XXX	XXX	XXX	XXX	XXX	XXX	XXX	XXX
33.	Reins nonproportional assumed financial lines	XXX	XXX	XXX	XXX	XXX	XXX	XXX	XXX	XXX	XXX	XXX	XXX
34.	Aggregate Write-Ins for Other Lines of Business												
35.	Total (a)	33,673,165	35,225,251		15,714,217	14,912,091	34,823,987	59,778,419	1,343,878	2,609,841	6,828,553	4,999,449	783,389
DETAILS OF WRITE-INS													
3401.												
3402.												
3403.												
3498.	Summary of remaining write-ins for Line 34 from overflow page												
3499.	Totals (Lines 3401 through 3403 plus 3498)(Line 34 above)												

(a) Finance and service charges not included in Lines 1 to 35 \$ 42,637
(b) For health business on indicated lines report: Number of persons insured under PPO managed care products and number of persons insured under indemnity only products



ANNUAL STATEMENT FOR THE YEAR 2024 OF THE STATE AUTOMOBILE MUTUAL INSURANCE COMPANY

EXHIBIT OF PREMIUMS AND LOSSES (Statutory Page 14)

NAIC Group Code 0111 BUSINESS IN THE STATE OF Rhode Island DURING THE YEAR 2024 NAIC Company Code 25135

Line of Business	Gross Premiums, Including Policy and Membership Fees, Less Return Premiums and Premiums on Policies not Taken		3	4	5	6	7	8	9	10	11	12
	1	2										
	Direct Premiums Written	Direct Premiums Earned	Dividends Paid or Credited to Policyholders on Direct Business	Direct Unearned Premium Reserves	Direct Losses Paid (deducting salvage)	Direct Losses Incurred	Direct Losses Unpaid	Direct Defense and Cost Containment Expense Paid	Direct Defense and Cost Containment Expense Incurred	Direct Defense and Cost Containment Expense Unpaid	Commissions and Brokerage Expenses	Taxes, Licenses and Fees
1. Fire												
2.1 Allied Lines												
2.2 Multiple Peril Crop												
2.3 Federal Flood												
2.4. Private Crop												
2.5 Private Flood												
3. Farmowners Multiple Peril												
4. Homeowners Multiple Peril												
5.1 Commercial Multiple Peril (Non-Liability Portion)												
5.2 Commercial Multiple Peril (Liability Portion)												
6. Mortgage Guaranty												
8. Ocean Marine												
9.1 Inland Marine												
9.2 Pet Insurance Plans												
10. Financial Guaranty												
11.1 Medical Professional Liability - Occurrence												
11.2 Medical Professional Liability - Claims-Made												
12. Earthquake												
13.1 Comprehensive (hospital and medical) ind (b)												
13.2 Comprehensive (hospital and medical) group (b)												
14. Credit A&H (Group and Individual)												
15.1 Vision Only (b).....												
15.2 Dental Only (b)												
15.3 Disability Income (b)												
15.4 Medicare Supplement (b)												
15.5 Medicaid Title XIX (b)												
15.6 Medicare Title XVIII (b).....												
15.7 Long-Term Care (b)												
15.8 Federal Employees Health Benefits Plan (b)												
15.9 Other Health (b)												
16. Workers' Compensation												100
17.1 Other Liability - Occurrence												
17.2 Other Liability - Claims-Made												
17.3 Excess Workers' Compensation												
18.1 Products Liability - Occurrence												
18.2 Products Liability - Claims-Made												
19.1 Private Passenger Auto No-Fault (Personal Injury Protection)												
19.2 Other Private Passenger Auto Liability												875
19.3 Commercial Auto No-Fault (Personal Injury Protection)												
19.4 Other Commercial Auto Liability												
21.1 Private Passenger Auto Physical Damage												
21.2 Commercial Auto Physical Damage												
22. Aircraft (all perils)												
23. Fidelity												
24. Surety												
26. Burglary and Theft												
27. Boiler and Machinery												
28. Credit												
29. International												
30. Warranty												
31. Reins nonproportional assumed property	XXX	XXX	XXX	XXX	XXX	XXX	XXX	XXX	XXX	XXX	XXX	XXX
32. Reins nonproportional assumed liability	XXX	XXX	XXX	XXX	XXX	XXX	XXX	XXX	XXX	XXX	XXX	XXX
33. Reins nonproportional assumed financial lines	XXX	XXX	XXX	XXX	XXX	XXX	XXX	XXX	XXX	XXX	XXX	XXX
34. Aggregate Write-Ins for Other Lines of Business												
35. Total (a)												975
DETAILS OF WRITE-INS												
3401.												
3402.												
3403.												
3498. Summary of remaining write-ins for Line 34 from overflow page												
3499. Totals (Lines 3401 through 3403 plus 3498)(Line 34 above)												

(a) Finance and service charges not included in Lines 1 to 35 \$
(b) For health business on indicated lines report: Number of persons insured under PPO managed care products and number of persons insured under indemnity only products



ANNUAL STATEMENT FOR THE YEAR 2024 OF THE STATE AUTOMOBILE MUTUAL INSURANCE COMPANY

EXHIBIT OF PREMIUMS AND LOSSES (Statutory Page 14)

NAIC Group Code 0111 BUSINESS IN THE STATE OF South Carolina DURING THE YEAR 2024 NAIC Company Code 25135

Line of Business		Gross Premiums, Including Policy and Membership Fees, Less Return Premiums and Premiums on Policies not Taken		3	4	5	6	7	8	9	10	11	12
		1	2										
		Direct Premiums Written	Direct Premiums Earned	Dividends Paid or Credited to Policyholders on Direct Business	Direct Unearned Premium Reserves	Direct Losses Paid (deducting salvage)	Direct Losses Incurred	Direct Losses Unpaid	Direct Defense and Cost Containment Expense Paid	Direct Defense and Cost Containment Expense Incurred	Direct Defense and Cost Containment Expense Unpaid	Commissions and Brokerage Expenses	Taxes, Licenses and Fees
1.	Fire	972,900	945,100		432,165	3,413,092	9,019,075	5,755,575	11,841	35,383	63,821	135,050	55,548
2.1	Allied Lines	916,238	877,085		441,976	1,643,690	4,838,766	2,614,370	17,466	25,678	(13,639)	125,669	37,590
2.2	Multiple Peril Crop												
2.3	Federal Flood												
2.4	Private Crop												
2.5	Private Flood												
3.	Farmowners Multiple Peril	1,106,096	1,092,992		561,850	324,470	506,658	337,947	16,095	23,696	26,008	169,215	53,706
4.	Homeowners Multiple Peril	1,950,278	3,330,332		694,964	3,759,169	4,415,563	1,935,548	153,555	79,491	51,545	305,329	151,386
5.1	Commercial Multiple Peril (Non-Liability Portion)	1,283,177	1,425,270		636,482	592,101	870,184	674,572	20,109	34,108	58,026	202,996	62,688
5.2	Commercial Multiple Peril (Liability Portion)	1,039,311	1,115,316		506,465	1,794,309	490,314	(1,257,237)	71,242	185,052	362,230	164,841	49,649
6.	Mortgage Guaranty												
8.	Ocean Marine												
9.1	Inland Marine	275,571	515,002		133,958	111,914	161,301	(1,367)	1,514	8,314	10,468	38,897	13,855
9.2	Pet Insurance Plans												
10.	Financial Guaranty												
11.1	Medical Professional Liability - Occurrence												
11.2	Medical Professional Liability - Claims-Made												
12.	Earthquake	32,696	34,742		12,976			402			120	4,586	1,438
13.1	Comprehensive (hospital and medical) ind (b)												
13.2	Comprehensive (hospital and medical) group (b)												
14.	Credit A&H (Group and Individual)												
15.1	Vision Only (b).....												
15.2	Dental Only (b)												
15.3	Disability Income (b)												
15.4	Medicare Supplement (b)												
15.5	Medicaid Title XIX (b)												
15.6	Medicare Title XVIII (b).....												
15.7	Long-Term Care (b)												
15.8	Federal Employees Health Benefits Plan (b)												
15.9	Other Health (b)												
16.	Workers' Compensation	286,425	360,602		112,073	91,815	200,090	820,186	22,151	34,924	168,252	31,724	14,638
17.1	Other Liability - Occurrence	3,823,462	4,021,198		1,561,693	702,108	5,017,625	7,943,007	121,853	546,602	1,068,753	667,406	174,770
17.2	Other Liability - Claims-Made	60,615	68,312		24,076		44,581	103,364		13,111	24,017	8,691	2,919
17.3	Excess Workers' Compensation												
18.1	Products Liability - Occurrence	18,495	26,391		3,050		17,223	110,044		5,065	25,953	2,791	1,209
18.2	Products Liability - Claims-Made												
19.1	Private Passenger Auto No-Fault (Personal Injury Protection)												
19.2	Other Private Passenger Auto Liability	755,865	1,108,577		137,586	789,497	1,117,653	3,186,985	18,891	50,109	348,563	95,082	46,924
19.3	Commercial Auto No-Fault (Personal Injury Protection)	83	78		35		79	1,178		22	101	9	4
19.4	Other Commercial Auto Liability	6,806,797	7,242,264		3,282,433	3,738,109	10,405,434	16,672,350	116,125	672,996	1,643,490	841,645	294,329
21.1	Private Passenger Auto Physical Damage	552,135	788,791		102,696	275,875	361,937	139,937	10,337	12,894	50,294	69,614	35,393
21.2	Commercial Auto Physical Damage	2,153,398	2,350,952		1,056,332	1,214,933	1,429,949	357,205	79,575	44,881	39,715	268,176	97,539
22.	Aircraft (all perils)												
23.	Fidelity	2,068	2,388		877		84	327		31	194	285	107
24.	Surety		439				15	202		5	1,318		
26.	Burglary and Theft	7,823	8,003		3,537			1,086		115	632	1,105	355
27.	Boiler and Machinery	48,169	46,912		22,155	66,111	68,007	(33,650)		705	3,664	6,509	1,931
28.	Credit												
29.	International												
30.	Warranty												
31.	Reins nonproportional assumed property	XXX	XXX	XXX	XXX	XXX	XXX	XXX	XXX	XXX	XXX	XXX	XXX
32.	Reins nonproportional assumed liability	XXX	XXX	XXX	XXX	XXX	XXX	XXX	XXX	XXX	XXX	XXX	XXX
33.	Reins nonproportional assumed financial lines	XXX	XXX	XXX	XXX	XXX	XXX	XXX	XXX	XXX	XXX	XXX	XXX
34.	Aggregate Write-Ins for Other Lines of Business												
35.	Total (a)	22,091,602	25,360,746		9,727,379	18,517,193	38,964,849	39,362,031	660,754	1,773,182	3,933,525	3,139,620	1,095,977
DETAILS OF WRITE-INS													
3401.												
3402.												
3403.												
3498.	Summary of remaining write-ins for Line 34 from overflow page												
3499.	Totals (Lines 3401 through 3403 plus 3498)(Line 34 above)												

(a) Finance and service charges not included in Lines 1 to 35 \$ 28,094
(b) For health business on indicated lines report: Number of persons insured under PPO managed care products and number of persons insured under indemnity only products



ANNUAL STATEMENT FOR THE YEAR 2024 OF THE STATE AUTOMOBILE MUTUAL INSURANCE COMPANY

EXHIBIT OF PREMIUMS AND LOSSES (Statutory Page 14)

NAIC Group Code 0111 BUSINESS IN THE STATE OF South Dakota DURING THE YEAR 2024 NAIC Company Code 25135

Line of Business		Gross Premiums, Including Policy and Membership Fees, Less Return Premiums and Premiums on Policies not Taken		3	4	5	6	7	8	9	10	11	12
		1	2										
		Direct Premiums Written	Direct Premiums Earned	Dividends Paid or Credited to Policyholders on Direct Business	Direct Unearned Premium Reserves	Direct Losses Paid (deducting salvage)	Direct Losses Incurred	Direct Losses Unpaid	Direct Defense and Cost Containment Expense Paid	Direct Defense and Cost Containment Expense Incurred	Direct Defense and Cost Containment Expense Unpaid	Commissions and Brokerage Expenses	Taxes, Licenses and Fees
1.	Fire	281,999	276,889		224,890		11,209	38,691		4,167	11,304	46,719	5,879
2.1	Allied Lines	245,670	283,000		200,084	312,175	309,096	(24,201)	6,800	10,875	6,955	41,704	5,348
2.2	Multiple Peril Crop												
2.3	Federal Flood												
2.4	Private Crop												
2.5	Private Flood												
3.	Farmowners Multiple Peril	8,933,076	9,274,340		4,479,563	3,831,041	2,679,514	1,075,256	75,105	167,053	323,353	1,406,405	196,062
4.	Homeowners Multiple Peril												
5.1	Commercial Multiple Peril (Non-Liability Portion)	543,469	641,616		272,223	224,148	155,580	486,566	21,031	26,028	33,605	85,961	11,221
5.2	Commercial Multiple Peril (Liability Portion)	283,309	341,088		138,435	5,100	159,174	411,031	2,314	59,180	160,918	44,948	5,620
6.	Mortgage Guaranty												
8.	Ocean Marine												
9.1	Inland Marine	62,267	64,302		3,501		583	1,907		217	607	10,346	1,418
9.2	Pet Insurance Plans												
10.	Financial Guaranty												
11.1	Medical Professional Liability - Occurrence												
11.2	Medical Professional Liability - Claims-Made												
12.	Earthquake							5			1		
13.1	Comprehensive (hospital and medical) ind (b)												
13.2	Comprehensive (hospital and medical) group (b)												
14.	Credit A&H (Group and Individual)												
15.1	Vision Only (b).....												
15.2	Dental Only (b)												
15.3	Disability Income (b)												
15.4	Medicare Supplement (b)												
15.5	Medicaid Title XIX (b)												
15.6	Medicare Title XVIII (b).....												
15.7	Long-Term Care (b)												
15.8	Federal Employees Health Benefits Plan (b)												
15.9	Other Health (b)												
16.	Workers' Compensation	153,366	220,559		48,634	97,680	122,775	704,441	6,820	21,323	180,678	19,013	3,943
17.1	Other Liability - Occurrence	826,801	849,117		372,798	266,225	260,259	(416,191)	2,694	70,257	263,977	136,340	16,486
17.2	Other Liability - Claims-Made	4,799	5,945		2,671		3,880	9,872		1,141	2,085	736	99
17.3	Excess Workers' Compensation												
18.1	Products Liability - Occurrence	6,450	6,263		1,519		4,087	10,669		1,202	2,816	1,017	140
18.2	Products Liability - Claims-Made												
19.1	Private Passenger Auto No-Fault (Personal Injury Protection)												
19.2	Other Private Passenger Auto Liability												
19.3	Commercial Auto No-Fault (Personal Injury Protection)	1,068	983		980		990	5,799		278	696	120	12
19.4	Other Commercial Auto Liability	1,166,651	1,156,459		608,882	510,879	894,987	496,063	37,972	72,570	8,136	176,533	22,441
21.1	Private Passenger Auto Physical Damage												
21.2	Commercial Auto Physical Damage	1,429,533	1,371,450		728,985	718,670	646,193	(87,435)	23,692	40,232	61,487	218,980	29,233
22.	Aircraft (all perils)												
23.	Fidelity	20	40		7		1	9			6	3	
24.	Surety							(49)			127		
26.	Burglary and Theft	1,119	1,320		773		48	160		18	92	187	22
27.	Boiler and Machinery	71,942	82,696		36,850		3,005	16,678		1,117	9,814	11,623	1,647
28.	Credit												
29.	International												
30.	Warranty												
31.	Reins nonproportional assumed property	XXX	XXX	XXX	XXX	XXX	XXX	XXX	XXX	XXX	XXX	XXX	XXX
32.	Reins nonproportional assumed liability	XXX	XXX	XXX	XXX	XXX	XXX	XXX	XXX	XXX	XXX	XXX	XXX
33.	Reins nonproportional assumed financial lines	XXX	XXX	XXX	XXX	XXX	XXX	XXX	XXX	XXX	XXX	XXX	XXX
34.	Aggregate Write-Ins for Other Lines of Business												
35.	Total (a)	14,011,539	14,576,067		7,120,795	5,965,918	5,251,381	2,729,271	176,428	475,658	1,066,657	2,200,635	299,570
DETAILS OF WRITE-INS													
3401.												
3402.												
3403.												
3498.	Summary of remaining write-ins for Line 34 from overflow page												
3499.	Totals (Lines 3401 through 3403 plus 3498)(Line 34 above)												

(a) Finance and service charges not included in Lines 1 to 35 \$20,001
(b) For health business on indicated lines report: Number of persons insured under PPO managed care products and number of persons insured under indemnity only products



ANNUAL STATEMENT FOR THE YEAR 2024 OF THE STATE AUTOMOBILE MUTUAL INSURANCE COMPANY

EXHIBIT OF PREMIUMS AND LOSSES (Statutory Page 14)

NAIC Group Code 0111		BUSINESS IN THE STATE OF Tennessee				DURING THE YEAR 2024				NAIC Company Code 25135			
Line of Business		Gross Premiums, Including Policy and Membership Fees, Less Return Premiums and Premiums on Policies not Taken		3 Dividends Paid or Credited to Policyholders on Direct Business	4 Direct Unearned Premium Reserves	5 Direct Losses Paid (deducting salvage)	6 Direct Losses Incurred	7 Direct Losses Unpaid	8 Direct Defense and Cost Containment Expense Paid	9 Direct Defense and Cost Containment Expense Incurred	10 Direct Defense and Cost Containment Expense Unpaid	11 Commissions and Brokerage Expenses	12 Taxes, Licenses and Fees
		1 Direct Premiums Written	2 Direct Premiums Earned										
1.	Fire	4,329,661	4,390,019		1,984,444	645,850	659,343	1,223,738	58,001	72,171	298,291	649,630	147,024
2.1	Allied Lines	5,643,611	5,145,866		2,768,202	11,302,462	9,536,169	4,393,416	122,367	188,890	190,598	839,129	133,343
2.2	Multiple Peril Crop												
2.3	Federal Flood												
2.4	Private Crop												
2.5	Private Flood												
3.	Farmowners Multiple Peril	3,527,783	3,516,879		1,790,120	1,881,860	604,041	1,120,903	50,587	50,505	72,720	559,486	108,564
4.	Homeowners Multiple Peril	16,336	24,979		5,291	19,079	21,398	15,436	735	824	1,285	2,592	761
5.1	Commercial Multiple Peril (Non-Liability Portion)	2,094,276	2,181,402		1,086,595	1,620,149	1,443,874	434,959	147,263	112,211	62,748	335,202	65,926
5.2	Commercial Multiple Peril (Liability Portion)	849,227	950,857		408,227	27,338	466,889	1,842,095	12,412	164,254	588,012	137,228	28,018
6.	Mortgage Guaranty												
8.	Ocean Marine												
9.1	Inland Marine	1,335,772	1,942,934		452,673	467,883	517,593	64,467	8,210	29,705	38,927	215,740	46,605
9.2	Pet Insurance Plans												
10.	Financial Guaranty												
11.1	Medical Professional Liability - Occurrence												
11.2	Medical Professional Liability - Claims-Made												
12.	Earthquake	446,333	428,624		167,565			7,978			2,248	68,915	10,940
13.1	Comprehensive (hospital and medical) ind (b)												
13.2	Comprehensive (hospital and medical) group (b)												
14.	Credit A&H (Group and Individual)												
15.1	Vision Only (b).....												
15.2	Dental Only (b)												
15.3	Disability Income (b)												
15.4	Medicare Supplement (b)												
15.5	Medicaid Title XIX (b)												
15.6	Medicare Title XVIII (b).....												
15.7	Long-Term Care (b)												
15.8	Federal Employees Health Benefits Plan (b)												
15.9	Other Health (b)	248	114		135							5	3
16.	Workers' Compensation	649,558	742,603		232,876	254,930	596,315	3,917,795	26,230	74,004	476,770	81,974	29,732
17.1	Other Liability - Occurrence	7,605,686	6,920,199		3,356,713	3,134,854	13,816,256	25,347,462	355,767	821,913	2,576,937	1,299,259	177,297
17.2	Other Liability - Claims-Made	110,784	107,319		51,953	114,108	34,310	8,674		13,722	25,786	16,841	2,802
17.3	Excess Workers' Compensation												
18.1	Products Liability - Occurrence	832,800	819,124		363,369		534,561	532,322	19,436	157,215	492,276	126,307	22,328
18.2	Products Liability - Claims-Made												
19.1	Private Passenger Auto No-Fault (Personal Injury Protection)												
19.2	Other Private Passenger Auto Liability	4,715	10,287		28		8,557	64,691		453	5,700	714	272
19.3	Commercial Auto No-Fault (Personal Injury Protection)	1,196	1,213		297		1,222	(2,712)		343	762	151	31
19.4	Other Commercial Auto Liability	5,411,805	5,234,197		2,263,955	1,759,084	9,529,885	16,860,117	68,321	475,762	1,408,364	700,881	126,664
21.1	Private Passenger Auto Physical Damage	4,368	9,087			7,257	19,497	11,483	328	179	768	688	245
21.2	Commercial Auto Physical Damage	2,169,864	2,035,680		1,015,474	1,548,873	1,636,402	175,213	17,481	35,982	75,577	289,222	54,391
22.	Aircraft (all perils)												
23.	Fidelity	31,783	35,855		14,718		1,289	6,548		479	4,646	4,849	805
24.	Surety		160					4,428			4,767		
26.	Burglary and Theft	20,812	21,406		9,151	(9,091)	10,822	49,740	10,337	305	1,622	3,195	521
27.	Boiler and Machinery	235,866	226,732		118,716	4,509	13,250	40,411		3,250	21,396	35,450	5,901
28.	Credit												
29.	International												
30.	Warranty												
31.	Reins nonproportional assumed property	XXX	XXX	XXX	XXX	XXX	XXX	XXX	XXX	XXX	XXX	XXX	XXX
32.	Reins nonproportional assumed liability	XXX	XXX	XXX	XXX	XXX	XXX	XXX	XXX	XXX	XXX	XXX	XXX
33.	Reins nonproportional assumed financial lines	XXX	XXX	XXX	XXX	XXX	XXX	XXX	XXX	XXX	XXX	XXX	XXX
34.	Aggregate Write-Ins for Other Lines of Business												
35.	Total (a)	35,322,484	34,745,536		16,090,502	22,779,145	39,451,673	56,119,164	897,475	2,202,167	6,350,200	5,367,458	962,172
DETAILS OF WRITE-INS													
3401.												
3402.												
3403.												
3498.	Summary of remaining write-ins for Line 34 from overflow page												
3499.	Totals (Lines 3401 through 3403 plus 3498)(Line 34 above)												

(a) Finance and service charges not included in Lines 1 to 35 \$ 31,554
(b) For health business on indicated lines report: Number of persons insured under PPO managed care products and number of persons insured under indemnity only products



ANNUAL STATEMENT FOR THE YEAR 2024 OF THE STATE AUTOMOBILE MUTUAL INSURANCE COMPANY

EXHIBIT OF PREMIUMS AND LOSSES (Statutory Page 14)

NAIC Group Code 0111 BUSINESS IN THE STATE OF Texas DURING THE YEAR 2024 NAIC Company Code 25135

Line of Business		Gross Premiums, Including Policy and Membership Fees, Less Return Premiums and Premiums on Policies not Taken		3	4	5	6	7	8	9	10	11	12
		1	2										
		Direct Premiums Written	Direct Premiums Earned	Dividends Paid or Credited to Policyholders on Direct Business	Direct Unearned Premium Reserves	Direct Losses Paid (deducting salvage)	Direct Losses Incurred	Direct Losses Unpaid	Direct Defense and Cost Containment Expense Paid	Direct Defense and Cost Containment Expense Incurred	Direct Defense and Cost Containment Expense Unpaid	Commissions and Brokerage Expenses	Taxes, Licenses and Fees
1.	Fire	2,349,900	2,495,798		1,206,118	(83,697)	180,460	195,927	50,200	35,106	234,298	351,671	38,647
2.1	Allied Lines	5,717,112	5,802,670		2,696,582	12,004,009	11,250,166	1,476,148	122,406	207,845	219,584	848,964	94,852
2.2	Multiple Peril Crop												
2.3	Federal Flood												
2.4	Private Crop												
2.5	Private Flood												
3.	Farmowners Multiple Peril	25,335,528	24,926,982		13,611,144	14,074,249	19,751,294	12,096,670	745,374	729,239	282,246	3,882,918	376,342
4.	Homeowners Multiple Peril												
5.1	Commercial Multiple Peril (Non-Liability Portion)	21,215,905	23,237,468		10,479,971	15,640,126	16,530,676	8,522,892	704,212	749,387	634,770	3,321,611	350,715
5.2	Commercial Multiple Peril (Liability Portion)	9,733,374	11,352,250		4,746,417	7,935,736	5,123,049	8,988,538	729,075	1,914,937	5,009,183	1,528,297	163,714
6.	Mortgage Guaranty												
8.	Ocean Marine												
9.1	Inland Marine	1,052,377	1,225,600		453,370	1,167,104	475,067	201,349	12,295	16,210	18,481	158,233	17,797
9.2	Pet Insurance Plans												
10.	Financial Guaranty												
11.1	Medical Professional Liability - Occurrence												
11.2	Medical Professional Liability - Claims-Made												
12.	Earthquake	13,150	18,519		5,812			677			178	1,884	210
13.1	Comprehensive (hospital and medical) ind (b)												
13.2	Comprehensive (hospital and medical) group (b)												
14.	Credit A&H (Group and Individual)												
15.1	Vision Only (b).....												
15.2	Dental Only (b)												
15.3	Disability Income (b)												
15.4	Medicare Supplement (b)												
15.5	Medicaid Title XIX (b)												
15.6	Medicare Title XVIII (b).....												
15.7	Long-Term Care (b)												
15.8	Federal Employees Health Benefits Plan (b)												
15.9	Other Health (b)												
16.	Workers' Compensation	425,810	647,521		314,981	328,858	382,291	1,154,245	29,522	63,250	204,408	39,316	9,181
17.1	Other Liability - Occurrence	18,949,466	18,745,304		8,698,097	16,525,623	16,271,406	9,978,030	1,214,058	2,283,348	4,707,252	3,313,259	304,283
17.2	Other Liability - Claims-Made	245,126	291,059		108,703		149,612	477,315		49,225	95,860	37,101	4,244
17.3	Excess Workers' Compensation												
18.1	Products Liability - Occurrence	4,350	4,368		(3,676)	160,500	2,851	915,041	61,313	838	195,050	669	108
18.2	Products Liability - Claims-Made												
19.1	Private Passenger Auto No-Fault (Personal Injury Protection)												
19.2	Other Private Passenger Auto Liability						(2)						
19.3	Commercial Auto No-Fault (Personal Injury Protection)	529,642	555,250		250,585	352,715	507,597	634,624	43,761	146,702	186,793	62,836	8,542
19.4	Other Commercial Auto Liability	83,158,970	91,349,612		38,369,212	82,765,216	104,406,043	125,641,715	3,577,529	8,501,412	16,693,598	9,874,586	1,385,068
21.1	Private Passenger Auto Physical Damage												
21.2	Commercial Auto Physical Damage	26,401,197	30,654,043		11,915,853	15,856,482	16,853,261	3,327,109	693,304	613,168	879,286	3,201,095	451,567
22.	Aircraft (all perils)												
23.	Fidelity	12,808	12,766		5,275		501	(74,504)		186	(16,982)	1,975	202
24.	Surety							8,021	59		(19,790)		
26.	Burglary and Theft	28,144	30,886		12,651	18,009	20,967	(56,526)	425	2,424	4,197		473
27.	Boiler and Machinery	147,457	177,742		64,574	267,533	216,669	(38,938)		2,227	21,316	22,031	2,582
28.	Credit												
29.	International												
30.	Warranty												
31.	Reins nonproportional assumed property	XXX	XXX	XXX	XXX	XXX	XXX	XXX	XXX	XXX	XXX	XXX	XXX
32.	Reins nonproportional assumed liability	XXX	XXX	XXX	XXX	XXX	XXX	XXX	XXX	XXX	XXX	XXX	XXX
33.	Reins nonproportional assumed financial lines	XXX	XXX	XXX	XXX	XXX	XXX	XXX	XXX	XXX	XXX	XXX	XXX
34.	Aggregate Write-Ins for Other Lines of Business												
35.	Total (a)	195,320,316	211,527,838		92,935,669	167,012,463	192,121,908	173,448,333	7,983,108	15,313,505	29,347,955	26,650,643	3,208,526
DETAILS OF WRITE-INS													
3401.												
3402.												
3403.												
3498.	Summary of remaining write-ins for Line 34 from overflow page												
3499.	Totals (Lines 3401 through 3403 plus 3498)(Line 34 above)												

(a) Finance and service charges not included in Lines 1 to 35 \$ 146,032
(b) For health business on indicated lines report: Number of persons insured under PPO managed care products and number of persons insured under indemnity only products



ANNUAL STATEMENT FOR THE YEAR 2024 OF THE STATE AUTOMOBILE MUTUAL INSURANCE COMPANY

EXHIBIT OF PREMIUMS AND LOSSES (Statutory Page 14)

NAIC Group Code 0111

BUSINESS IN THE STATE OF Utah

DURING THE YEAR 2024

NAIC Company Code 25135

Line of Business		Gross Premiums, Including Policy and Membership Fees, Less Return Premiums and Premiums on Policies not Taken		3	4	5	6	7	8	9	10	11	12
		1 Direct Premiums Written	2 Direct Premiums Earned										
1.	Fire	181,946	163,586		113,454		7,377	(1,977,470)		2,742	(20,142)	27,753	3,377
2.1	Allied Lines	123,262	145,213		74,727	40,000	45,707	79,803		2,121	2,326	19,147	3,140
2.2	Multiple Peril Crop												
2.3	Federal Flood												
2.4	Private Crop												
2.5	Private Flood												
3.	Farmowners Multiple Peril	555,647	521,980		236,230	96,299	198,589	69,910	8,341	30,337	31,371	90,749	11,633
4.	Homeowners Multiple Peril												
5.1	Commercial Multiple Peril (Non-Liability Portion)	586,259	611,828		284,522	407,634	338,515	137,857	17,940	15,580	7,882	92,577	12,399
5.2	Commercial Multiple Peril (Liability Portion)	640,927	689,441		303,884	194,020	309,774	781,978	5,511	116,792	348,920	102,021	13,733
6.	Mortgage Guaranty												
8.	Ocean Marine												
9.1	Inland Marine	137,333	195,652		60,882	71,109	52,809	(35,747)	447	2,382	3,429	21,927	3,406
9.2	Pet Insurance Plans												
10.	Financial Guaranty												
11.1	Medical Professional Liability - Occurrence												
11.2	Medical Professional Liability - Claims-Made												
12.	Earthquake	12,940	4,997		8,615			11			3	1,722	73
13.1	Comprehensive (hospital and medical) ind (b)												
13.2	Comprehensive (hospital and medical) group (b)												
14.	Credit A&H (Group and Individual)												
15.1	Vision Only (b).....												
15.2	Dental Only (b)												
15.3	Disability Income (b)												
15.4	Medicare Supplement (b)												
15.5	Medicaid Title XIX (b)												
15.6	Medicare Title XVIII (b).....												
15.7	Long-Term Care (b)												
15.8	Federal Employees Health Benefits Plan (b)												
15.9	Other Health (b)												
16.	Workers' Compensation	99,684	145,773		41,721	19,887	82,774	316,735	2,262	14,215	54,319	14,393	1,589
17.1	Other Liability - Occurrence	1,022,665	1,347,304		444,621	192,564	1,689,811	3,183,314	17,525	179,183	395,784	186,497	28,698
17.2	Other Liability - Claims-Made	19,393	22,527		4,558		14,701	35,145		4,324	7,363	3,111	474
17.3	Excess Workers' Compensation												
18.1	Products Liability - Occurrence	200	208		(48)		136	3,495		40	754	33	4
18.2	Products Liability - Claims-Made												
19.1	Private Passenger Auto No-Fault (Personal Injury Protection)												
19.2	Other Private Passenger Auto Liability							89					
19.3	Commercial Auto No-Fault (Personal Injury Protection)	30,464	39,053		13,077	41,843	28,515	1,103	3,368	9,742	11,846	3,955	729
19.4	Other Commercial Auto Liability	2,743,259	3,517,502		1,250,021	4,493,253	3,907,433	5,380,141	87,169	323,283	862,341	342,698	66,263
21.1	Private Passenger Auto Physical Damage												
21.2	Commercial Auto Physical Damage	1,104,160	1,340,310		499,162	346,181	523,147	411,395	26,401	22,134	28,143	136,987	25,057
22.	Aircraft (all perils)												
23.	Fidelity	360	214		253		14	1,993		5	17	54	3
24.	Surety							3			37		
26.	Burglary and Theft	2,118	2,408		1,084		86	302		32	175	327	46
27.	Boiler and Machinery	12,252	16,909		5,974		580	(22,916)		215	1,433	1,917	340
28.	Credit												
29.	International												
30.	Warranty												
31.	Reins nonproportional assumed property	XXX	XXX	XXX	XXX	XXX	XXX	XXX	XXX	XXX	XXX	XXX	XXX
32.	Reins nonproportional assumed liability	XXX	XXX	XXX	XXX	XXX	XXX	XXX	XXX	XXX	XXX	XXX	XXX
33.	Reins nonproportional assumed financial lines	XXX	XXX	XXX	XXX	XXX	XXX	XXX	XXX	XXX	XXX	XXX	XXX
34.	Aggregate Write-Ins for Other Lines of Business												
35.	Total (a)	7,272,869	8,764,905		3,342,737	5,902,790	7,199,968	8,367,141	168,964	723,127	1,736,001	1,045,868	170,963
DETAILS OF WRITE-INS													
3401.												
3402.												
3403.												
3498.	Summary of remaining write-ins for Line 34 from overflow page												
3499.	Totals (Lines 3401 through 3403 plus 3498)(Line 34 above)												

(a) Finance and service charges not included in Lines 1 to 35 \$ 7,624

(b) For health business on indicated lines report: Number of persons insured under PPO managed care products and number of persons insured under indemnity only products



ANNUAL STATEMENT FOR THE YEAR 2024 OF THE STATE AUTOMOBILE MUTUAL INSURANCE COMPANY

EXHIBIT OF PREMIUMS AND LOSSES (Statutory Page 14)

NAIC Group Code 0111 BUSINESS IN THE STATE OF Vermont DURING THE YEAR 2024 NAIC Company Code 25135

Line of Business	Gross Premiums, Including Policy and Membership Fees, Less Return Premiums and Premiums on Policies not Taken		3	4	5	6	7	8	9	10	11	12
	1	2										
	Direct Premiums Written	Direct Premiums Earned	Dividends Paid or Credited to Policyholders on Direct Business	Direct Unearned Premium Reserves	Direct Losses Paid (deducting salvage)	Direct Losses Incurred	Direct Losses Unpaid	Direct Defense and Cost Containment Expense Paid	Direct Defense and Cost Containment Expense Incurred	Direct Defense and Cost Containment Expense Unpaid	Commissions and Brokerage Expenses	Taxes, Licenses and Fees
1. Fire												
2.1 Allied Lines												
2.2 Multiple Peril Crop												
2.3 Federal Flood												
2.4. Private Crop												
2.5 Private Flood												
3. Farmowners Multiple Peril												
4. Homeowners Multiple Peril												
5.1 Commercial Multiple Peril (Non-Liability Portion)												
5.2 Commercial Multiple Peril (Liability Portion)												
6. Mortgage Guaranty												
8. Ocean Marine												
9.1 Inland Marine												
9.2 Pet Insurance Plans												
10. Financial Guaranty												
11.1 Medical Professional Liability - Occurrence												
11.2 Medical Professional Liability - Claims-Made												
12. Earthquake												
13.1 Comprehensive (hospital and medical) ind (b)												
13.2 Comprehensive (hospital and medical) group (b)												
14. Credit A&H (Group and Individual)												
15.1 Vision Only (b).....												
15.2 Dental Only (b)												
15.3 Disability Income (b)												
15.4 Medicare Supplement (b)												
15.5 Medicaid Title XIX (b)												
15.6 Medicare Title XVIII (b).....												
15.7 Long-Term Care (b)												
15.8 Federal Employees Health Benefits Plan (b)												
15.9 Other Health (b)												
16. Workers' Compensation												
17.1 Other Liability - Occurrence												
17.2 Other Liability - Claims-Made												
17.3 Excess Workers' Compensation												
18.1 Products Liability - Occurrence												
18.2 Products Liability - Claims-Made												
19.1 Private Passenger Auto No-Fault (Personal Injury Protection)												
19.2 Other Private Passenger Auto Liability												650
19.3 Commercial Auto No-Fault (Personal Injury Protection)												
19.4 Other Commercial Auto Liability												
21.1 Private Passenger Auto Physical Damage												
21.2 Commercial Auto Physical Damage												
22. Aircraft (all perils)												
23. Fidelity												
24. Surety												
26. Burglary and Theft												
27. Boiler and Machinery												
28. Credit												
29. International												
30. Warranty												
31. Reins nonproportional assumed property	XXX	XXX	XXX	XXX	XXX	XXX	XXX	XXX	XXX	XXX	XXX	XXX
32. Reins nonproportional assumed liability	XXX	XXX	XXX	XXX	XXX	XXX	XXX	XXX	XXX	XXX	XXX	XXX
33. Reins nonproportional assumed financial lines	XXX	XXX	XXX	XXX	XXX	XXX	XXX	XXX	XXX	XXX	XXX	XXX
34. Aggregate Write-Ins for Other Lines of Business												
35. Total (a)												650
DETAILS OF WRITE-INS												
3401.												
3402.												
3403.												
3498. Summary of remaining write-ins for Line 34 from overflow page												
3499. Totals (Lines 3401 through 3403 plus 3498)(Line 34 above)												

(a) Finance and service charges not included in Lines 1 to 35 \$
(b) For health business on indicated lines report: Number of persons insured under PPO managed care products and number of persons insured under indemnity only products



ANNUAL STATEMENT FOR THE YEAR 2024 OF THE STATE AUTOMOBILE MUTUAL INSURANCE COMPANY

EXHIBIT OF PREMIUMS AND LOSSES (Statutory Page 14)

NAIC Group Code 0111 BUSINESS IN THE STATE OF Virginia DURING THE YEAR 2024 NAIC Company Code 25135

Line of Business		Gross Premiums, Including Policy and Membership Fees, Less Return Premiums and Premiums on Policies not Taken		3	4	5	6	7	8	9	10	11	12
		1	2										
		Direct Premiums Written	Direct Premiums Earned	Dividends Paid or Credited to Policyholders on Direct Business	Direct Unearned Premium Reserves	Direct Losses Paid (deducting salvage)	Direct Losses Incurred	Direct Losses Unpaid	Direct Defense and Cost Containment Expense Paid	Direct Defense and Cost Containment Expense Incurred	Direct Defense and Cost Containment Expense Unpaid	Commissions and Brokerage Expenses	Taxes, Licenses and Fees
1.	Fire	1,747,106	1,942,492		933,414	1,114,517	220,411	495,094	58,523	34,448	9,937	260,452	65,099
2.1	Allied Lines	1,528,725	1,875,679		778,282	317,769	585,655	543,894	28,555	32,136	(869)	226,185	51,158
2.2	Multiple Peril Crop												
2.3	Federal Flood												
2.4	Private Crop												
2.5	Private Flood												
3.	Farmowners Multiple Peril	277,685	307,155		132,826	211,856	217,627	97,682	2,856	4,891	18,642	43,975	8,247
4.	Homeowners Multiple Peril												
5.1	Commercial Multiple Peril (Non-Liability Portion)	1,081,942	1,178,515		520,153	223,357	285,186	1,037,682	31,326	22,442	(128,347)	171,432	41,505
5.2	Commercial Multiple Peril (Liability Portion)	615,278	680,280		281,680	96,971	314,355	959,185	31,942	117,233	317,822	98,320	24,085
6.	Mortgage Guaranty												
8.	Ocean Marine												
9.1	Inland Marine	205,120	221,530		72,895		7,897	13,721		2,936	4,461	31,963	9,118
9.2	Pet Insurance Plans												
10.	Financial Guaranty												
11.1	Medical Professional Liability - Occurrence												
11.2	Medical Professional Liability - Claims-Made												
12.	Earthquake	7,552	10,726		4,216			495			185	1,051	283
13.1	Comprehensive (hospital and medical) ind (b)												
13.2	Comprehensive (hospital and medical) group (b)												
14.	Credit A&H (Group and Individual)												
15.1	Vision Only (b).....												
15.2	Dental Only (b)												
15.3	Disability Income (b)												
15.4	Medicare Supplement (b)												
15.5	Medicaid Title XIX (b)												
15.6	Medicare Title XVIII (b).....												
15.7	Long-Term Care (b)												
15.8	Federal Employees Health Benefits Plan (b)												
15.9	Other Health (b)												
16.	Workers' Compensation	678,873	740,133		241,428	327,580	450,189	1,452,543	16,212	73,579	259,958	84,613	31,716
17.1	Other Liability - Occurrence	1,934,304	2,262,539		866,108	1,174,588	2,284,239	3,755,942	50,729	295,062	643,889	337,981	52,785
17.2	Other Liability - Claims-Made	42,101	49,802		19,156		32,501	75,896		9,559	16,385	6,407	1,159
17.3	Excess Workers' Compensation												
18.1	Products Liability - Occurrence	22,766	19,136		10,389		12,488	39,782		3,673	12,451	3,032	560
18.2	Products Liability - Claims-Made												
19.1	Private Passenger Auto No-Fault (Personal Injury Protection)												
19.2	Other Private Passenger Auto Liability												
19.3	Commercial Auto No-Fault (Personal Injury Protection)	1,152	3,178		609		2,631	10,428		224	583	114	68
19.4	Other Commercial Auto Liability	2,607,965	3,124,479		1,398,598	1,963,926	3,596,354	4,088,120	33,472	291,975	691,481	294,738	68,476
21.1	Private Passenger Auto Physical Damage							(1,000)					
21.2	Commercial Auto Physical Damage	1,080,093	1,404,999		598,774	826,365	929,235	131,231	25,214	21,614	44,847	124,406	29,669
22.	Aircraft (all perils)												
23.	Fidelity	2,363	3,184		1,088		100	3,175		37	147	347	64
24.	Surety							156			359		
26.	Burglary and Theft	11,925	14,831		5,899		494	1,776		184	1,045	1,803	345
27.	Boiler and Machinery	55,700	86,484		27,307	177,985	225,208	58,062		6,948	13,578	8,376	1,621
28.	Credit												
29.	International												
30.	Warranty												
31.	Reins nonproportional assumed property	XXX	XXX	XXX	XXX	XXX	XXX	XXX	XXX	XXX	XXX	XXX	XXX
32.	Reins nonproportional assumed liability	XXX	XXX	XXX	XXX	XXX	XXX	XXX	XXX	XXX	XXX	XXX	XXX
33.	Reins nonproportional assumed financial lines	XXX	XXX	XXX	XXX	XXX	XXX	XXX	XXX	XXX	XXX	XXX	XXX
34.	Aggregate Write-Ins for Other Lines of Business												
35.	Total (a)	11,900,650	13,925,142		5,892,822	6,434,914	9,164,570	12,763,864	278,829	916,941	1,906,554	1,695,195	385,958
DETAILS OF WRITE-INS													
3401.												
3402.												
3403.												
3498.	Summary of remaining write-ins for Line 34 from overflow page												
3499.	Totals (Lines 3401 through 3403 plus 3498)(Line 34 above)												

(a) Finance and service charges not included in Lines 1 to 35 \$ 5,940
(b) For health business on indicated lines report: Number of persons insured under PPO managed care products and number of persons insured under indemnity only products



ANNUAL STATEMENT FOR THE YEAR 2024 OF THE STATE AUTOMOBILE MUTUAL INSURANCE COMPANY

EXHIBIT OF PREMIUMS AND LOSSES (Statutory Page 14)

NAIC Group Code 0111 BUSINESS IN THE STATE OF Washington DURING THE YEAR 2024 NAIC Company Code 25135

Line of Business	Gross Premiums, Including Policy and Membership Fees, Less Return Premiums and Premiums on Policies not Taken		3	4	5	6	7	8	9	10	11	12
	1	2										
	Direct Premiums Written	Direct Premiums Earned	Dividends Paid or Credited to Policyholders on Direct Business	Direct Unearned Premium Reserves	Direct Losses Paid (deducting salvage)	Direct Losses Incurred	Direct Losses Unpaid	Direct Defense and Cost Containment Expense Paid	Direct Defense and Cost Containment Expense Incurred	Direct Defense and Cost Containment Expense Unpaid	Commissions and Brokerage Expenses	Taxes, Licenses and Fees
1. Fire												
2.1 Allied Lines												
2.2 Multiple Peril Crop												
2.3 Federal Flood												
2.4. Private Crop												
2.5 Private Flood												
3. Farmowners Multiple Peril												
4. Homeowners Multiple Peril												
5.1 Commercial Multiple Peril (Non-Liability Portion)												
5.2 Commercial Multiple Peril (Liability Portion)												
6. Mortgage Guaranty												
8. Ocean Marine												
9.1 Inland Marine												
9.2 Pet Insurance Plans												
10. Financial Guaranty												
11.1 Medical Professional Liability - Occurrence												
11.2 Medical Professional Liability - Claims-Made												
12. Earthquake												
13.1 Comprehensive (hospital and medical) ind (b)												
13.2 Comprehensive (hospital and medical) group (b)												
14. Credit A&H (Group and Individual)												
15.1 Vision Only (b).....												
15.2 Dental Only (b)												
15.3 Disability Income (b)												
15.4 Medicare Supplement (b)												
15.5 Medicaid Title XIX (b)												
15.6 Medicare Title XVIII (b).....												
15.7 Long-Term Care (b)												
15.8 Federal Employees Health Benefits Plan (b)												
15.9 Other Health (b)												
16. Workers' Compensation												
17.1 Other Liability - Occurrence												
17.2 Other Liability - Claims-Made												
17.3 Excess Workers' Compensation												
18.1 Products Liability - Occurrence												
18.2 Products Liability - Claims-Made												
19.1 Private Passenger Auto No-Fault (Personal Injury Protection)												
19.2 Other Private Passenger Auto Liability												1,700
19.3 Commercial Auto No-Fault (Personal Injury Protection)												
19.4 Other Commercial Auto Liability												
21.1 Private Passenger Auto Physical Damage												
21.2 Commercial Auto Physical Damage												
22. Aircraft (all perils)												
23. Fidelity												
24. Surety												
26. Burglary and Theft												
27. Boiler and Machinery												
28. Credit												
29. International												
30. Warranty												
31. Reins nonproportional assumed property	XXX	XXX	XXX	XXX	XXX	XXX	XXX	XXX	XXX	XXX	XXX	XXX
32. Reins nonproportional assumed liability	XXX	XXX	XXX	XXX	XXX	XXX	XXX	XXX	XXX	XXX	XXX	XXX
33. Reins nonproportional assumed financial lines	XXX	XXX	XXX	XXX	XXX	XXX	XXX	XXX	XXX	XXX	XXX	XXX
34. Aggregate Write-Ins for Other Lines of Business												
35. Total (a)												1,700
DETAILS OF WRITE-INS												
3401.												
3402.												
3403.												
3498. Summary of remaining write-ins for Line 34 from overflow page												
3499. Totals (Lines 3401 through 3403 plus 3498)(Line 34 above)												

(a) Finance and service charges not included in Lines 1 to 35 \$
(b) For health business on indicated lines report: Number of persons insured under PPO managed care products and number of persons insured under indemnity only products



ANNUAL STATEMENT FOR THE YEAR 2024 OF THE STATE AUTOMOBILE MUTUAL INSURANCE COMPANY

EXHIBIT OF PREMIUMS AND LOSSES (Statutory Page 14)

NAIC Group Code 0111 BUSINESS IN THE STATE OF West Virginia DURING THE YEAR 2024 NAIC Company Code 25135

Line of Business		Gross Premiums, Including Policy and Membership Fees, Less Return Premiums and Premiums on Policies not Taken		3	4	5	6	7	8	9	10	11	12
		1	2										
		Direct Premiums Written	Direct Premiums Earned	Dividends Paid or Credited to Policyholders on Direct Business	Direct Unearned Premium Reserves	Direct Losses Paid (deducting salvage)	Direct Losses Incurred	Direct Losses Unpaid	Direct Defense and Cost Containment Expense Paid	Direct Defense and Cost Containment Expense Incurred	Direct Defense and Cost Containment Expense Unpaid	Commissions and Brokerage Expenses	Taxes, Licenses and Fees
1.	Fire	695,822	802,246		410,486	574,569	19,660	653,193	21,590	9,991	31,419	80,928	35,896
2.1	Allied Lines	669,504	777,697		391,389	283,342	289,906	192,256	16,448	24,871	26,526	78,754	31,634
2.2	Multiple Peril Crop												
2.3	Federal Flood												
2.4	Private Crop												
2.5	Private Flood												
3.	Farmowners Multiple Peril	1,034,368	1,058,309		495,570	589,106	219,178	(914,205)	5,895	11,954	(182,552)	165,860	35,085
4.	Homeowners Multiple Peril												
5.1	Commercial Multiple Peril (Non-Liability Portion)	889,298	1,058,261		454,077	216,103	165,042	662,857	21,328	25,713	41,561	140,035	48,597
5.2	Commercial Multiple Peril (Liability Portion)	542,352	676,584		263,477	40,000	305,516	1,335,223	(15,788)	115,086	410,749	86,513	30,646
6.	Mortgage Guaranty												
8.	Ocean Marine												
9.1	Inland Marine	138,411	153,565		53,711	11,891	7,372	6,711		2,038	3,328	19,824	4,403
9.2	Pet Insurance Plans												
10.	Financial Guaranty												
11.1	Medical Professional Liability - Occurrence												
11.2	Medical Professional Liability - Claims-Made												
12.	Earthquake	21,260	21,152		11,895			1,001			246	2,529	873
13.1	Comprehensive (hospital and medical) ind (b)												
13.2	Comprehensive (hospital and medical) group (b)												
14.	Credit A&H (Group and Individual)												
15.1	Vision Only (b).....												
15.2	Dental Only (b)												
15.3	Disability Income (b)												
15.4	Medicare Supplement (b)												
15.5	Medicaid Title XIX (b)												
15.6	Medicare Title XVIII (b).....												
15.7	Long-Term Care (b)												
15.8	Federal Employees Health Benefits Plan (b)												
15.9	Other Health (b)												
16.	Workers' Compensation	87,921	112,223		45,704	77,734	80,324	414,366	4,424	11,506	74,764	11,103	(1,386)
17.1	Other Liability - Occurrence	2,068,484	2,016,789		1,424,119	129,657	2,889,832	5,811,566	31,243	262,531	800,748	237,240	87,700
17.2	Other Liability - Claims-Made	25,091			9,863		16,358	43,618		4,814	9,241	3,167	1,113
17.3	Excess Workers' Compensation												
18.1	Products Liability - Occurrence	37,495	32,734		19,914		21,362	57,692		6,283	17,182	4,047	2,338
18.2	Products Liability - Claims-Made												
19.1	Private Passenger Auto No-Fault (Personal Injury Protection)												
19.2	Other Private Passenger Auto Liability							15,000			(21,556)		
19.3	Commercial Auto No-Fault (Personal Injury Protection)	(341)	154		37		155	2,083		43	249	(24)	23
19.4	Other Commercial Auto Liability	2,335,722	2,476,541		1,066,233	2,909,116	3,300,834	4,264,451	86,900	225,768	513,030	298,846	116,928
21.1	Private Passenger Auto Physical Damage												
21.2	Commercial Auto Physical Damage	1,035,556	1,098,270		474,810	460,853	547,660	68,623	22,102	19,882	10,246	133,112	50,976
22.	Aircraft (all perils)												
23.	Fidelity	2,364	3,025		989	(3,500)	106	4,008		39	420	385	71
24.	Surety		125		5,095		2	5,095		1	4,191		
26.	Burglary and Theft	5,028	5,594		2,390		201	784		75	478	734	268
27.	Boiler and Machinery	48,231	50,512		15,921		1,918	7,436		713	4,300	7,252	2,267
28.	Credit												
29.	International												
30.	Warranty												
31.	Reins nonproportional assumed property	XXX	XXX	XXX	XXX	XXX	XXX	XXX	XXX	XXX	XXX	XXX	XXX
32.	Reins nonproportional assumed liability	XXX	XXX	XXX	XXX	XXX	XXX	XXX	XXX	XXX	XXX	XXX	XXX
33.	Reins nonproportional assumed financial lines	XXX	XXX	XXX	XXX	XXX	XXX	XXX	XXX	XXX	XXX	XXX	XXX
34.	Aggregate Write-Ins for Other Lines of Business												
35.	Total (a)	9,631,497	10,368,872		5,140,608	5,288,871	7,865,426	12,631,758	194,142	721,308	1,744,570	1,270,305	447,392
DETAILS OF WRITE-INS													
3401.												
3402.												
3403.												
3498.	Summary of remaining write-ins for Line 34 from overflow page												
3499.	Totals (Lines 3401 through 3403 plus 3498)(Line 34 above)												

(a) Finance and service charges not included in Lines 1 to 35 \$ 12,839
(b) For health business on indicated lines report: Number of persons insured under PPO managed care products and number of persons insured under indemnity only products



ANNUAL STATEMENT FOR THE YEAR 2024 OF THE STATE AUTOMOBILE MUTUAL INSURANCE COMPANY

EXHIBIT OF PREMIUMS AND LOSSES (Statutory Page 14)

NAIC Group Code 0111 BUSINESS IN THE STATE OF Wisconsin DURING THE YEAR 2024 NAIC Company Code 25135

Line of Business		Gross Premiums, Including Policy and Membership Fees, Less Return Premiums and Premiums on Policies not Taken		3	4	5	6	7	8	9	10	11	12
		1	2										
		Direct Premiums Written	Direct Premiums Earned	Dividends Paid or Credited to Policyholders on Direct Business	Direct Unearned Premium Reserves	Direct Losses Paid (deducting salvage)	Direct Losses Incurred	Direct Losses Unpaid	Direct Defense and Cost Containment Expense Paid	Direct Defense and Cost Containment Expense Incurred	Direct Defense and Cost Containment Expense Unpaid	Commissions and Brokerage Expenses	Taxes, Licenses and Fees
1.	Fire	1,376,636	1,245,184		771,318	(38,000)	51,554	213,165	9,583	19,217	43,238	211,996	23,920
2.1	Allied Lines	1,815,288	1,658,954		984,931	612,951	399,380	235,751	13,840	(57,290)	44,575	278,975	27,724
2.2	Multiple Peril Crop												
2.3	Federal Flood												
2.4	Private Crop												
2.5	Private Flood												
3.	Farmowners Multiple Peril	1,891,357	1,761,977		978,476	1,343,911	1,490,152	(974,413)	66,039	36,648	(11,181)	303,797	42,336
4.	Homeowners Multiple Peril	22,559	29,047		8,210	50,957	7,153	2,819	80	3,087	3,624	3,624	445
5.1	Commercial Multiple Peril (Non-Liability Portion)	1,186,036	1,327,954		634,165	1,724,654	568,255	120,979	119,485	90,061	68,888	190,395	25,089
5.2	Commercial Multiple Peril (Liability Portion)	702,805	798,564		364,038	236,500	375,859	1,131,436	18,213	139,154	449,816	113,238	14,823
6.	Mortgage Guaranty												
8.	Ocean Marine												
9.1	Inland Marine	45,184	53,986		8,664	11,350	13,435	3,074		775	1,024	7,474	543
9.2	Pet Insurance Plans												
10.	Financial Guaranty												
11.1	Medical Professional Liability - Occurrence												
11.2	Medical Professional Liability - Claims-Made												
12.	Earthquake	4,228	4,145		3,146			28			8	684	118
13.1	Comprehensive (hospital and medical) ind (b)												
13.2	Comprehensive (hospital and medical) group (b)												
14.	Credit A&H (Group and Individual)												
15.1	Vision Only (b).....												
15.2	Dental Only (b)												
15.3	Disability Income (b)												
15.4	Medicare Supplement (b)												
15.5	Medicaid Title XIX (b)												
15.6	Medicare Title XVIII (b).....												
15.7	Long-Term Care (b)												
15.8	Federal Employees Health Benefits Plan (b)												
15.9	Other Health (b)												
16.	Workers' Compensation	355,892	395,350	245,658	86,370	230,490	260,324	741,752	11,366	38,700	231,026	36,395	11,014
17.1	Other Liability - Occurrence	1,357,791	1,239,299		645,368	150,925	2,103,752	3,501,767	28,477	155,396	364,788	232,931	19,116
17.2	Other Liability - Claims-Made	44,823	42,823		18,063		27,946	64,687		8,219	14,144	6,847	636
17.3	Excess Workers' Compensation												
18.1	Products Liability - Occurrence	1,000	1,270		205		829	2,935		244	1,128	156	8
18.2	Products Liability - Claims-Made												
19.1	Private Passenger Auto No-Fault (Personal Injury Protection)												
19.2	Other Private Passenger Auto Liability	4,594	7,362		1,650	250,000	(9,012)	(244,881)		219	879	669	95
19.3	Commercial Auto No-Fault (Personal Injury Protection)	198	269		36		265	5,793		69	454	27	3
19.4	Other Commercial Auto Liability	797,416	884,438		334,194	359,238	1,672,665	2,805,836	313	75,367	244,711	108,387	15,544
21.1	Private Passenger Auto Physical Damage	3,622	6,793		411	808	100	2,572	93	84	(1,519)	563	83
21.2	Commercial Auto Physical Damage	505,361	546,471		210,195	145,519	190,283	133,963	3,665	9,186	19,280	69,586	9,722
22.	Aircraft (all perils)												
23.	Fidelity	3,387	3,489		1,167		134	408		50	233	537	49
24.	Surety							(117)			277		
26.	Burglary and Theft	14,245	13,856		6,526		551	1,614		205	911	2,185	274
27.	Boiler and Machinery	117,754	107,492		59,958	59,476	63,783	13,994		1,601	7,684	18,429	1,962
28.	Credit												
29.	International												
30.	Warranty												
31.	Reins nonproportional assumed property	XXX	XXX	XXX	XXX	XXX	XXX	XXX	XXX	XXX	XXX	XXX	XXX
32.	Reins nonproportional assumed liability	XXX	XXX	XXX	XXX	XXX	XXX	XXX	XXX	XXX	XXX	XXX	XXX
33.	Reins nonproportional assumed financial lines	XXX	XXX	XXX	XXX	XXX	XXX	XXX	XXX	XXX	XXX	XXX	XXX
34.	Aggregate Write-Ins for Other Lines of Business												
35.	Total (a)	10,249,455	10,128,703	245,658	5,117,091	5,138,779	7,217,408	7,763,162	271,074	517,985	1,483,451	1,586,895	193,505
DETAILS OF WRITE-INS													
3401.												
3402.												
3403.												
3498.	Summary of remaining write-ins for Line 34 from overflow page												
3499.	Totals (Lines 3401 through 3403 plus 3498)(Line 34 above)												

(a) Finance and service charges not included in Lines 1 to 35 \$ 10,064
(b) For health business on indicated lines report: Number of persons insured under PPO managed care products and number of persons insured under indemnity only products



ANNUAL STATEMENT FOR THE YEAR 2024 OF THE STATE AUTOMOBILE MUTUAL INSURANCE COMPANY

EXHIBIT OF PREMIUMS AND LOSSES (Statutory Page 14)

NAIC Group Code 0111 BUSINESS IN THE STATE OF Wyoming DURING THE YEAR 2024 NAIC Company Code 25135

Line of Business	Gross Premiums, Including Policy and Membership Fees, Less Return Premiums and Premiums on Policies not Taken		3	4	5	6	7	8	9	10	11	12
	1	2										
	Direct Premiums Written	Direct Premiums Earned	Dividends Paid or Credited to Policyholders on Direct Business	Direct Unearned Premium Reserves	Direct Losses Paid (deducting salvage)	Direct Losses Incurred	Direct Losses Unpaid	Direct Defense and Cost Containment Expense Paid	Direct Defense and Cost Containment Expense Incurred	Direct Defense and Cost Containment Expense Unpaid	Commissions and Brokerage Expenses	Taxes, Licenses and Fees
1. Fire												
2.1 Allied Lines												
2.2 Multiple Peril Crop												
2.3 Federal Flood												
2.4. Private Crop												
2.5 Private Flood												
3. Farmowners Multiple Peril												
4. Homeowners Multiple Peril												
5.1 Commercial Multiple Peril (Non-Liability Portion)												
5.2 Commercial Multiple Peril (Liability Portion)												
6. Mortgage Guaranty												
8. Ocean Marine												
9.1 Inland Marine												
9.2 Pet Insurance Plans												
10. Financial Guaranty												
11.1 Medical Professional Liability - Occurrence												
11.2 Medical Professional Liability - Claims-Made												
12. Earthquake												
13.1 Comprehensive (hospital and medical) ind (b)												
13.2 Comprehensive (hospital and medical) group (b)												
14. Credit A&H (Group and Individual)												
15.1 Vision Only (b).....												
15.2 Dental Only (b)												
15.3 Disability Income (b)												
15.4 Medicare Supplement (b)												
15.5 Medicaid Title XIX (b)												
15.6 Medicare Title XVIII (b).....												
15.7 Long-Term Care (b)												
15.8 Federal Employees Health Benefits Plan (b)												
15.9 Other Health (b)												
16. Workers' Compensation												
17.1 Other Liability - Occurrence												
17.2 Other Liability - Claims-Made												
17.3 Excess Workers' Compensation												
18.1 Products Liability - Occurrence												
18.2 Products Liability - Claims-Made												
19.1 Private Passenger Auto No-Fault (Personal Injury Protection)												
19.2 Other Private Passenger Auto Liability												3,715
19.3 Commercial Auto No-Fault (Personal Injury Protection)												
19.4 Other Commercial Auto Liability												
21.1 Private Passenger Auto Physical Damage												
21.2 Commercial Auto Physical Damage												
22. Aircraft (all perils)												
23. Fidelity												
24. Surety												
26. Burglary and Theft												
27. Boiler and Machinery												
28. Credit												
29. International												
30. Warranty												
31. Reins nonproportional assumed property	XXX	XXX	XXX	XXX	XXX	XXX	XXX	XXX	XXX	XXX	XXX	XXX
32. Reins nonproportional assumed liability	XXX	XXX	XXX	XXX	XXX	XXX	XXX	XXX	XXX	XXX	XXX	XXX
33. Reins nonproportional assumed financial lines	XXX	XXX	XXX	XXX	XXX	XXX	XXX	XXX	XXX	XXX	XXX	XXX
34. Aggregate Write-Ins for Other Lines of Business												
35. Total (a)												3,715
DETAILS OF WRITE-INS												
3401.												
3402.												
3403.												
3498. Summary of remaining write-ins for Line 34 from overflow page												
3499. Totals (Lines 3401 through 3403 plus 3498)(Line 34 above)												

(a) Finance and service charges not included in Lines 1 to 35 \$ and number of persons insured under indemnity only products

(b) For health business on indicated lines report: Number of persons insured under PPO managed care products and number of persons insured under indemnity only products



ANNUAL STATEMENT FOR THE YEAR 2024 OF THE STATE AUTOMOBILE MUTUAL INSURANCE COMPANY

EXHIBIT OF PREMIUMS AND LOSSES (Statutory Page 14)

NAIC Group Code 0111 BUSINESS IN THE STATE OF American Samoa DURING THE YEAR 2024 NAIC Company Code 25135

Line of Business	Gross Premiums, Including Policy and Membership Fees, Less Return Premiums and Premiums on Policies not Taken		3	4	5	6	7	8	9	10	11	12
	1	2										
	Direct Premiums Written	Direct Premiums Earned	Dividends Paid or Credited to Policyholders on Direct Business	Direct Unearned Premium Reserves	Direct Losses Paid (deducting salvage)	Direct Losses Incurred	Direct Losses Unpaid	Direct Defense and Cost Containment Expense Paid	Direct Defense and Cost Containment Expense Incurred	Direct Defense and Cost Containment Expense Unpaid	Commissions and Brokerage Expenses	Taxes, Licenses and Fees
1. Fire												
2.1 Allied Lines												
2.2 Multiple Peril Crop												
2.3 Federal Flood												
2.4 Private Crop												
2.5 Private Flood												
3. Farmowners Multiple Peril												
4. Homeowners Multiple Peril												
5.1 Commercial Multiple Peril (Non-Liability Portion)												
5.2 Commercial Multiple Peril (Liability Portion)												
6. Mortgage Guaranty												
8. Ocean Marine												
9.1 Inland Marine												
9.2 Pet Insurance Plans												
10. Financial Guaranty												
11.1 Medical Professional Liability - Occurrence												
11.2 Medical Professional Liability - Claims-Made												
12. Earthquake												
13.1 Comprehensive (hospital and medical) ind (b)												
13.2 Comprehensive (hospital and medical) group (b)												
14. Credit A&H (Group and Individual)												
15.1 Vision Only (b).....												
15.2 Dental Only (b)												
15.3 Disability Income (b)												
15.4 Medicare Supplement (b)												
15.5 Medicaid Title XIX (b)												
15.6 Medicare Title XVIII (b).....												
15.7 Long-Term Care (b)												
15.8 Federal Employees Health Benefits Plan (b)												
15.9 Other Health (b)												
16. Workers' Compensation												
17.1 Other Liability - Occurrence												
17.2 Other Liability - Claims-Made												
17.3 Excess Workers' Compensation												
18.1 Products Liability - Occurrence												
18.2 Products Liability - Claims-Made												
19.1 Private Passenger Auto No-Fault (Personal Injury Protection)												
19.2 Other Private Passenger Auto Liability												
19.3 Commercial Auto No-Fault (Personal Injury Protection)												
19.4 Other Commercial Auto Liability												
21.1 Private Passenger Auto Physical Damage												
21.2 Commercial Auto Physical Damage												
22. Aircraft (all perils)												
23. Fidelity												
24. Surety												
26. Burglary and Theft												
27. Boiler and Machinery												
28. Credit												
29. International												
30. Warranty												
31. Reins nonproportional assumed property	XXX	XXX	XXX	XXX	XXX	XXX	XXX	XXX	XXX	XXX	XXX	XXX
32. Reins nonproportional assumed liability	XXX	XXX	XXX	XXX	XXX	XXX	XXX	XXX	XXX	XXX	XXX	XXX
33. Reins nonproportional assumed financial lines	XXX	XXX	XXX	XXX	XXX	XXX	XXX	XXX	XXX	XXX	XXX	XXX
34. Aggregate Write-Ins for Other Lines of Business												
35. Total (a)												
DETAILS OF WRITE-INS												
3401.												
3402.												
3403.												
3498. Summary of remaining write-ins for Line 34 from overflow page												
3499. Totals (Lines 3401 through 3403 plus 3498)(Line 34 above)												

(a) Finance and service charges not included in Lines 1 to 35 \$
(b) For health business on indicated lines report: Number of persons insured under PPO managed care products and number of persons insured under indemnity only products



ANNUAL STATEMENT FOR THE YEAR 2024 OF THE STATE AUTOMOBILE MUTUAL INSURANCE COMPANY

EXHIBIT OF PREMIUMS AND LOSSES (Statutory Page 14)

NAIC Group Code 0111 BUSINESS IN THE STATE OF Guam DURING THE YEAR 2024 NAIC Company Code 25135

Line of Business	Gross Premiums, Including Policy and Membership Fees, Less Return Premiums and Premiums on Policies not Taken		3	4	5	6	7	8	9	10	11	12
	1	2										
	Direct Premiums Written	Direct Premiums Earned	Dividends Paid or Credited to Policyholders on Direct Business	Direct Unearned Premium Reserves	Direct Losses Paid (deducting salvage)	Direct Losses Incurred	Direct Losses Unpaid	Direct Defense and Cost Containment Expense Paid	Direct Defense and Cost Containment Expense Incurred	Direct Defense and Cost Containment Expense Unpaid	Commissions and Brokerage Expenses	Taxes, Licenses and Fees
1. Fire												
2.1 Allied Lines												
2.2 Multiple Peril Crop												
2.3 Federal Flood												
2.4 Private Crop												
2.5 Private Flood												
3. Farmowners Multiple Peril												
4. Homeowners Multiple Peril												
5.1 Commercial Multiple Peril (Non-Liability Portion)												
5.2 Commercial Multiple Peril (Liability Portion)												
6. Mortgage Guaranty												
8. Ocean Marine												
9.1 Inland Marine												
9.2 Pet Insurance Plans												
10. Financial Guaranty												
11.1 Medical Professional Liability - Occurrence												
11.2 Medical Professional Liability - Claims-Made												
12. Earthquake												
13.1 Comprehensive (hospital and medical) ind (b)												
13.2 Comprehensive (hospital and medical) group (b)												
14. Credit A&H (Group and Individual)												
15.1 Vision Only (b).....												
15.2 Dental Only (b)												
15.3 Disability Income (b)												
15.4 Medicare Supplement (b)												
15.5 Medicaid Title XIX (b)												
15.6 Medicare Title XVIII (b).....												
15.7 Long-Term Care (b)												
15.8 Federal Employees Health Benefits Plan (b)												
15.9 Other Health (b)												
16. Workers' Compensation												
17.1 Other Liability - Occurrence												
17.2 Other Liability - Claims-Made												
17.3 Excess Workers' Compensation												
18.1 Products Liability - Occurrence												
18.2 Products Liability - Claims-Made												
19.1 Private Passenger Auto No-Fault (Personal Injury Protection)												
19.2 Other Private Passenger Auto Liability												
19.3 Commercial Auto No-Fault (Personal Injury Protection)												
19.4 Other Commercial Auto Liability												
21.1 Private Passenger Auto Physical Damage												
21.2 Commercial Auto Physical Damage												
22. Aircraft (all perils)												
23. Fidelity												
24. Surety												
26. Burglary and Theft												
27. Boiler and Machinery												
28. Credit												
29. International												
30. Warranty												
31. Reins nonproportional assumed property	XXX	XXX	XXX	XXX	XXX	XXX	XXX	XXX	XXX	XXX	XXX	XXX
32. Reins nonproportional assumed liability	XXX	XXX	XXX	XXX	XXX	XXX	XXX	XXX	XXX	XXX	XXX	XXX
33. Reins nonproportional assumed financial lines	XXX	XXX	XXX	XXX	XXX	XXX	XXX	XXX	XXX	XXX	XXX	XXX
34. Aggregate Write-Ins for Other Lines of Business												
35. Total (a)												
DETAILS OF WRITE-INS												
3401.												
3402.												
3403.												
3498. Summary of remaining write-ins for Line 34 from overflow page												
3499. Totals (Lines 3401 through 3403 plus 3498)(Line 34 above)												

(a) Finance and service charges not included in Lines 1 to 35 \$
(b) For health business on indicated lines report: Number of persons insured under PPO managed care products and number of persons insured under indemnity only products



ANNUAL STATEMENT FOR THE YEAR 2024 OF THE STATE AUTOMOBILE MUTUAL INSURANCE COMPANY

EXHIBIT OF PREMIUMS AND LOSSES (Statutory Page 14)

NAIC Group Code 0111 BUSINESS IN THE STATE OF Puerto Rico DURING THE YEAR 2024 NAIC Company Code 25135

Line of Business	Gross Premiums, Including Policy and Membership Fees, Less Return Premiums and Premiums on Policies not Taken		3	4	5	6	7	8	9	10	11	12
	1	2										
	Direct Premiums Written	Direct Premiums Earned	Dividends Paid or Credited to Policyholders on Direct Business	Direct Unearned Premium Reserves	Direct Losses Paid (deducting salvage)	Direct Losses Incurred	Direct Losses Unpaid	Direct Defense and Cost Containment Expense Paid	Direct Defense and Cost Containment Expense Incurred	Direct Defense and Cost Containment Expense Unpaid	Commissions and Brokerage Expenses	Taxes, Licenses and Fees
1. Fire												
2.1 Allied Lines												
2.2 Multiple Peril Crop												
2.3 Federal Flood												
2.4 Private Crop												
2.5 Private Flood												
3. Farmowners Multiple Peril												
4. Homeowners Multiple Peril												
5.1 Commercial Multiple Peril (Non-Liability Portion)												
5.2 Commercial Multiple Peril (Liability Portion)												
6. Mortgage Guaranty												
8. Ocean Marine												
9.1 Inland Marine												
9.2 Pet Insurance Plans												
10. Financial Guaranty												
11.1 Medical Professional Liability - Occurrence												
11.2 Medical Professional Liability - Claims-Made												
12. Earthquake												
13.1 Comprehensive (hospital and medical) ind (b)												
13.2 Comprehensive (hospital and medical) group (b)												
14. Credit A&H (Group and Individual)												
15.1 Vision Only (b).....												
15.2 Dental Only (b)												
15.3 Disability Income (b)												
15.4 Medicare Supplement (b)												
15.5 Medicaid Title XIX (b)												
15.6 Medicare Title XVIII (b).....												
15.7 Long-Term Care (b)												
15.8 Federal Employees Health Benefits Plan (b)												
15.9 Other Health (b)												
16. Workers' Compensation												
17.1 Other Liability - Occurrence												
17.2 Other Liability - Claims-Made												
17.3 Excess Workers' Compensation												
18.1 Products Liability - Occurrence												
18.2 Products Liability - Claims-Made												
19.1 Private Passenger Auto No-Fault (Personal Injury Protection)												
19.2 Other Private Passenger Auto Liability												
19.3 Commercial Auto No-Fault (Personal Injury Protection)												
19.4 Other Commercial Auto Liability												
21.1 Private Passenger Auto Physical Damage												
21.2 Commercial Auto Physical Damage												
22. Aircraft (all perils)												
23. Fidelity												
24. Surety												
26. Burglary and Theft												
27. Boiler and Machinery												
28. Credit												
29. International												
30. Warranty												
31. Reins nonproportional assumed property	XXX	XXX	XXX	XXX	XXX	XXX	XXX	XXX	XXX	XXX	XXX	XXX
32. Reins nonproportional assumed liability	XXX	XXX	XXX	XXX	XXX	XXX	XXX	XXX	XXX	XXX	XXX	XXX
33. Reins nonproportional assumed financial lines	XXX	XXX	XXX	XXX	XXX	XXX	XXX	XXX	XXX	XXX	XXX	XXX
34. Aggregate Write-Ins for Other Lines of Business												
35. Total (a)												
DETAILS OF WRITE-INS												
3401.												
3402.												
3403.												
3498. Summary of remaining write-ins for Line 34 from overflow page												
3499. Totals (Lines 3401 through 3403 plus 3498)(Line 34 above)												

(a) Finance and service charges not included in Lines 1 to 35 \$
(b) For health business on indicated lines report: Number of persons insured under PPO managed care products and number of persons insured under indemnity only products



ANNUAL STATEMENT FOR THE YEAR 2024 OF THE STATE AUTOMOBILE MUTUAL INSURANCE COMPANY

EXHIBIT OF PREMIUMS AND LOSSES (Statutory Page 14)

NAIC Group Code 0111 BUSINESS IN THE STATE OF U.S. Virgin Islands DURING THE YEAR 2024 NAIC Company Code 25135

Line of Business	Gross Premiums, Including Policy and Membership Fees, Less Return Premiums and Premiums on Policies not Taken		3	4	5	6	7	8	9	10	11	12
	1	2										
	Direct Premiums Written	Direct Premiums Earned	Dividends Paid or Credited to Policyholders on Direct Business	Direct Unearned Premium Reserves	Direct Losses Paid (deducting salvage)	Direct Losses Incurred	Direct Losses Unpaid	Direct Defense and Cost Containment Expense Paid	Direct Defense and Cost Containment Expense Incurred	Direct Defense and Cost Containment Expense Unpaid	Commissions and Brokerage Expenses	Taxes, Licenses and Fees
1. Fire												
2.1 Allied Lines												
2.2 Multiple Peril Crop												
2.3 Federal Flood												
2.4 Private Crop												
2.5 Private Flood												
3. Farmowners Multiple Peril												
4. Homeowners Multiple Peril												
5.1 Commercial Multiple Peril (Non-Liability Portion)												
5.2 Commercial Multiple Peril (Liability Portion)												
6. Mortgage Guaranty												
8. Ocean Marine												
9.1 Inland Marine												
9.2 Pet Insurance Plans												
10. Financial Guaranty												
11.1 Medical Professional Liability - Occurrence												
11.2 Medical Professional Liability - Claims-Made												
12. Earthquake												
13.1 Comprehensive (hospital and medical) ind (b)												
13.2 Comprehensive (hospital and medical) group (b)												
14. Credit A&H (Group and Individual)												
15.1 Vision Only (b).....												
15.2 Dental Only (b)												
15.3 Disability Income (b)												
15.4 Medicare Supplement (b)												
15.5 Medicaid Title XIX (b)												
15.6 Medicare Title XVIII (b).....												
15.7 Long-Term Care (b)												
15.8 Federal Employees Health Benefits Plan (b)												
15.9 Other Health (b)												
16. Workers' Compensation												
17.1 Other Liability - Occurrence												
17.2 Other Liability - Claims-Made												
17.3 Excess Workers' Compensation												
18.1 Products Liability - Occurrence												
18.2 Products Liability - Claims-Made												
19.1 Private Passenger Auto No-Fault (Personal Injury Protection)												
19.2 Other Private Passenger Auto Liability												
19.3 Commercial Auto No-Fault (Personal Injury Protection)												
19.4 Other Commercial Auto Liability												
21.1 Private Passenger Auto Physical Damage												
21.2 Commercial Auto Physical Damage												
22. Aircraft (all perils)												
23. Fidelity												
24. Surety												
26. Burglary and Theft												
27. Boiler and Machinery												
28. Credit												
29. International												
30. Warranty												
31. Reins nonproportional assumed property	XXX	XXX	XXX	XXX	XXX	XXX	XXX	XXX	XXX	XXX	XXX	XXX
32. Reins nonproportional assumed liability	XXX	XXX	XXX	XXX	XXX	XXX	XXX	XXX	XXX	XXX	XXX	XXX
33. Reins nonproportional assumed financial lines	XXX	XXX	XXX	XXX	XXX	XXX	XXX	XXX	XXX	XXX	XXX	XXX
34. Aggregate Write-Ins for Other Lines of Business												
35. Total (a)												
DETAILS OF WRITE-INS												
3401.												
3402.												
3403.												
3498. Summary of remaining write-ins for Line 34 from overflow page												
3499. Totals (Lines 3401 through 3403 plus 3498)(Line 34 above)												

(a) Finance and service charges not included in Lines 1 to 35 \$
(b) For health business on indicated lines report: Number of persons insured under PPO managed care products and number of persons insured under indemnity only products



ANNUAL STATEMENT FOR THE YEAR 2024 OF THE STATE AUTOMOBILE MUTUAL INSURANCE COMPANY

EXHIBIT OF PREMIUMS AND LOSSES (Statutory Page 14)

NAIC Group Code 0111 BUSINESS IN THE STATE OF Northern Mariana Islands DURING THE YEAR 2024 NAIC Company Code 25135

Line of Business		Gross Premiums, Including Policy and Membership Fees, Less Return Premiums and Premiums on Policies not Taken		3	4	5	6	7	8	9	10	11	12
		1	2										
		Direct Premiums Written	Direct Premiums Earned	Dividends Paid or Credited to Policyholders on Direct Business	Direct Unearned Premium Reserves	Direct Losses Paid (deducting salvage)	Direct Losses Incurred	Direct Losses Unpaid	Direct Defense and Cost Containment Expense Paid	Direct Defense and Cost Containment Expense Incurred	Direct Defense and Cost Containment Expense Unpaid	Commissions and Brokerage Expenses	Taxes, Licenses and Fees
1.	Fire												
2.1	Allied Lines												
2.2	Multiple Peril Crop												
2.3	Federal Flood												
2.4	Private Crop												
2.5	Private Flood												
3.	Farmowners Multiple Peril												
4.	Homeowners Multiple Peril												
5.1	Commercial Multiple Peril (Non-Liability Portion)												
5.2	Commercial Multiple Peril (Liability Portion)												
6.	Mortgage Guaranty												
8.	Ocean Marine												
9.1	Inland Marine												
9.2	Pet Insurance Plans												
10.	Financial Guaranty												
11.1	Medical Professional Liability - Occurrence												
11.2	Medical Professional Liability - Claims-Made												
12.	Earthquake												
13.1	Comprehensive (hospital and medical) ind (b)												
13.2	Comprehensive (hospital and medical) group (b)												
14.	Credit A&H (Group and Individual)												
15.1	Vision Only (b).....												
15.2	Dental Only (b)												
15.3	Disability Income (b)												
15.4	Medicare Supplement (b)												
15.5	Medicaid Title XIX (b)												
15.6	Medicare Title XVIII (b).....												
15.7	Long-Term Care (b)												
15.8	Federal Employees Health Benefits Plan (b)												
15.9	Other Health (b)												
16.	Workers' Compensation												
17.1	Other Liability - Occurrence												
17.2	Other Liability - Claims-Made												
17.3	Excess Workers' Compensation												
18.1	Products Liability - Occurrence												
18.2	Products Liability - Claims-Made												
19.1	Private Passenger Auto No-Fault (Personal Injury Protection)												
19.2	Other Private Passenger Auto Liability												
19.3	Commercial Auto No-Fault (Personal Injury Protection)												
19.4	Other Commercial Auto Liability												
21.1	Private Passenger Auto Physical Damage												
21.2	Commercial Auto Physical Damage												
22.	Aircraft (all perils)												
23.	Fidelity												
24.	Surety												
26.	Burglary and Theft												
27.	Boiler and Machinery												
28.	Credit												
29.	International												
30.	Warranty												
31.	Reins nonproportional assumed property	XXX	XXX	XXX	XXX	XXX	XXX	XXX	XXX	XXX	XXX	XXX	XXX
32.	Reins nonproportional assumed liability	XXX	XXX	XXX	XXX	XXX	XXX	XXX	XXX	XXX	XXX	XXX	XXX
33.	Reins nonproportional assumed financial lines	XXX	XXX	XXX	XXX	XXX	XXX	XXX	XXX	XXX	XXX	XXX	XXX
34.	Aggregate Write-Ins for Other Lines of Business												
35.	Total (a)												
DETAILS OF WRITE-INS													
3401.												
3402.												
3403.												
3498.	Summary of remaining write-ins for Line 34 from overflow page												
3499.	Totals (Lines 3401 through 3403 plus 3498)(Line 34 above)												

(a) Finance and service charges not included in Lines 1 to 35 \$
(b) For health business on indicated lines report: Number of persons insured under PPO managed care products and number of persons insured under indemnity only products



ANNUAL STATEMENT FOR THE YEAR 2024 OF THE STATE AUTOMOBILE MUTUAL INSURANCE COMPANY

EXHIBIT OF PREMIUMS AND LOSSES (Statutory Page 14)

NAIC Group Code 0111 BUSINESS IN THE STATE OF Canada DURING THE YEAR 2024 NAIC Company Code 25135

Line of Business	Gross Premiums, Including Policy and Membership Fees, Less Return Premiums and Premiums on Policies not Taken		3	4	5	6	7	8	9	10	11	12
	1	2										
	Direct Premiums Written	Direct Premiums Earned	Dividends Paid or Credited to Policyholders on Direct Business	Direct Unearned Premium Reserves	Direct Losses Paid (deducting salvage)	Direct Losses Incurred	Direct Losses Unpaid	Direct Defense and Cost Containment Expense Paid	Direct Defense and Cost Containment Expense Incurred	Direct Defense and Cost Containment Expense Unpaid	Commissions and Brokerage Expenses	Taxes, Licenses and Fees
1. Fire												
2.1 Allied Lines												
2.2 Multiple Peril Crop												
2.3 Federal Flood												
2.4 Private Crop												
2.5 Private Flood												
3. Farmowners Multiple Peril												
4. Homeowners Multiple Peril												
5.1 Commercial Multiple Peril (Non-Liability Portion)												
5.2 Commercial Multiple Peril (Liability Portion)												
6. Mortgage Guaranty												
8. Ocean Marine												
9.1 Inland Marine												
9.2 Pet Insurance Plans												
10. Financial Guaranty												
11.1 Medical Professional Liability - Occurrence												
11.2 Medical Professional Liability - Claims-Made												
12. Earthquake												
13.1 Comprehensive (hospital and medical) ind (b)												
13.2 Comprehensive (hospital and medical) group (b)												
14. Credit A&H (Group and Individual)												
15.1 Vision Only (b).....												
15.2 Dental Only (b)												
15.3 Disability Income (b)												
15.4 Medicare Supplement (b)												
15.5 Medicaid Title XIX (b)												
15.6 Medicare Title XVIII (b).....												
15.7 Long-Term Care (b)												
15.8 Federal Employees Health Benefits Plan (b)												
15.9 Other Health (b)												
16. Workers' Compensation												
17.1 Other Liability - Occurrence												
17.2 Other Liability - Claims-Made												
17.3 Excess Workers' Compensation												
18.1 Products Liability - Occurrence												
18.2 Products Liability - Claims-Made												
19.1 Private Passenger Auto No-Fault (Personal Injury Protection)												
19.2 Other Private Passenger Auto Liability												
19.3 Commercial Auto No-Fault (Personal Injury Protection)												
19.4 Other Commercial Auto Liability												
21.1 Private Passenger Auto Physical Damage												
21.2 Commercial Auto Physical Damage												
22. Aircraft (all perils)												
23. Fidelity												
24. Surety												
26. Burglary and Theft												
27. Boiler and Machinery												
28. Credit												
29. International												
30. Warranty												
31. Reins nonproportional assumed property	XXX	XXX	XXX	XXX	XXX	XXX	XXX	XXX	XXX	XXX	XXX	XXX
32. Reins nonproportional assumed liability	XXX	XXX	XXX	XXX	XXX	XXX	XXX	XXX	XXX	XXX	XXX	XXX
33. Reins nonproportional assumed financial lines	XXX	XXX	XXX	XXX	XXX	XXX	XXX	XXX	XXX	XXX	XXX	XXX
34. Aggregate Write-Ins for Other Lines of Business												
35. Total (a)												
DETAILS OF WRITE-INS												
3401.												
3402.												
3403.												
3498. Summary of remaining write-ins for Line 34 from overflow page												
3499. Totals (Lines 3401 through 3403 plus 3498)(Line 34 above)												

(a) Finance and service charges not included in Lines 1 to 35 \$
(b) For health business on indicated lines report: Number of persons insured under PPO managed care products and number of persons insured under indemnity only products



ANNUAL STATEMENT FOR THE YEAR 2024 OF THE STATE AUTOMOBILE MUTUAL INSURANCE COMPANY

EXHIBIT OF PREMIUMS AND LOSSES (Statutory Page 14)

NAIC Group Code 0111 BUSINESS IN THE STATE OF Other Aliens DURING THE YEAR 2024 NAIC Company Code 25135

Line of Business	Gross Premiums, Including Policy and Membership Fees, Less Return Premiums and Premiums on Policies not Taken		3	4	5	6	7	8	9	10	11	12
	1	2										
	Direct Premiums Written	Direct Premiums Earned	Dividends Paid or Credited to Policyholders on Direct Business	Direct Unearned Premium Reserves	Direct Losses Paid (deducting salvage)	Direct Losses Incurred	Direct Losses Unpaid	Direct Defense and Cost Containment Expense Paid	Direct Defense and Cost Containment Expense Incurred	Direct Defense and Cost Containment Expense Unpaid	Commissions and Brokerage Expenses	Taxes, Licenses and Fees
1. Fire												
2.1 Allied Lines												
2.2 Multiple Peril Crop												
2.3 Federal Flood												
2.4 Private Crop												
2.5 Private Flood												
3. Farmowners Multiple Peril												
4. Homeowners Multiple Peril												
5.1 Commercial Multiple Peril (Non-Liability Portion)												
5.2 Commercial Multiple Peril (Liability Portion)												
6. Mortgage Guaranty												
8. Ocean Marine												
9.1 Inland Marine												
9.2 Pet Insurance Plans												
10. Financial Guaranty												
11.1 Medical Professional Liability - Occurrence												
11.2 Medical Professional Liability - Claims-Made												
12. Earthquake												
13.1 Comprehensive (hospital and medical) ind (b)												
13.2 Comprehensive (hospital and medical) group (b)												
14. Credit A&H (Group and Individual)												
15.1 Vision Only (b).....												
15.2 Dental Only (b)												
15.3 Disability Income (b)												
15.4 Medicare Supplement (b)												
15.5 Medicaid Title XIX (b)												
15.6 Medicare Title XVIII (b).....												
15.7 Long-Term Care (b)												
15.8 Federal Employees Health Benefits Plan (b)												
15.9 Other Health (b)												
16. Workers' Compensation												
17.1 Other Liability - Occurrence												
17.2 Other Liability - Claims-Made												
17.3 Excess Workers' Compensation												
18.1 Products Liability - Occurrence												
18.2 Products Liability - Claims-Made												
19.1 Private Passenger Auto No-Fault (Personal Injury Protection)												
19.2 Other Private Passenger Auto Liability												
19.3 Commercial Auto No-Fault (Personal Injury Protection)												
19.4 Other Commercial Auto Liability												
21.1 Private Passenger Auto Physical Damage												
21.2 Commercial Auto Physical Damage												
22. Aircraft (all perils)												
23. Fidelity												
24. Surety												
26. Burglary and Theft												
27. Boiler and Machinery												
28. Credit												
29. International												
30. Warranty												
31. Reins nonproportional assumed property	XXX	XXX	XXX	XXX	XXX	XXX	XXX	XXX	XXX	XXX	XXX	XXX
32. Reins nonproportional assumed liability	XXX	XXX	XXX	XXX	XXX	XXX	XXX	XXX	XXX	XXX	XXX	XXX
33. Reins nonproportional assumed financial lines	XXX	XXX	XXX	XXX	XXX	XXX	XXX	XXX	XXX	XXX	XXX	XXX
34. Aggregate Write-Ins for Other Lines of Business												
35. Total (a)												
DETAILS OF WRITE-INS												
3401.												
3402.												
3403.												
3498. Summary of remaining write-ins for Line 34 from overflow page												
3499. Totals (Lines 3401 through 3403 plus 3498)(Line 34 above)												

(a) Finance and service charges not included in Lines 1 to 35 \$
(b) For health business on indicated lines report: Number of persons insured under PPO managed care products and number of persons insured under indemnity only products

19.0T



ANNUAL STATEMENT FOR THE YEAR 2024 OF THE STATE AUTOMOBILE MUTUAL INSURANCE COMPANY

EXHIBIT OF PREMIUMS AND LOSSES (Statutory Page 14)

NAIC Group Code 0111		BUSINESS IN THE STATE OF Grand Total		DURING THE YEAR 2024								NAIC Company Code 25135	
Line of Business		Gross Premiums, Including Policy and Membership Fees, Less Return Premiums and Premiums on Policies not Taken		3 Dividends Paid or Credited to Policyholders on Direct Business	4 Direct Unearned Premium Reserves	5 Direct Losses Paid (deducting salvage)	6 Direct Losses Incurred	7 Direct Losses Unpaid	8 Direct Defense and Cost Containment Expense Paid	9 Direct Defense and Cost Containment Expense Incurred	10 Direct Defense and Cost Containment Expense Unpaid	11 Commissions and Brokerage Expenses	12 Taxes, Licenses and Fees
		1 Direct Premiums Written	2 Direct Premiums Earned										
1.	Fire	63,066,763	61,043,366		31,754,840	34,610,203	42,938,155	24,630,313	1,167,395	1,466,381	3,902,540	9,077,370	1,678,879
2.1	Allied Lines	71,037,216	70,480,749		35,245,871	85,156,584	80,542,656	31,928,612	1,728,807	2,294,347	1,111,559	10,272,587	1,579,514
2.2	Multiple Peril Crop												
2.3	Federal Flood												
2.4	Private Crop												
2.5	Private Flood												
3.	Farmowners Multiple Peril	160,184,083	152,328,137		81,852,426	88,615,013	102,626,652	53,732,384	2,903,082	3,272,960	2,872,361	24,997,261	3,884,530
4.	Homeowners Multiple Peril	39,483,089	62,530,634		15,169,532	57,138,422	62,302,192	27,893,057	1,904,987	1,516,554	1,102,304	5,081,778	1,198,869
5.1	Commercial Multiple Peril (Non-Liability Portion)	81,557,819	88,796,705		40,989,561	67,538,775	62,296,809	37,186,860	3,885,320	3,328,459	1,858,167	12,828,684	2,020,845
5.2	Commercial Multiple Peril (Liability Portion)	39,861,773	45,361,215		19,359,454	20,530,496	20,910,464	54,517,462	2,425,649	7,769,218	22,541,106	6,307,019	997,469
6.	Mortgage Guaranty												
8.	Ocean Marine	(8)	842					54			16	4	25
9.1	Inland Marine	9,197,074	12,080,318		3,966,045	3,956,863	3,458,064	375,360	48,662	187,813	210,228	1,425,093	281,031
9.2	Pet Insurance Plans												
10.	Financial Guaranty												
11.1	Medical Professional Liability - Occurrence												
11.2	Medical Professional Liability - Claims-Made												
12.	Earthquake	1,937,056	2,255,927		876,828			51,567			14,916	288,000	53,518
13.1	Comprehensive (hospital and medical) ind (b)												
13.2	Comprehensive (hospital and medical) group (b)												
14.	Credit A&H (Group and Individual)												
15.1	Vision Only (b).....												
15.2	Dental Only (b)												
15.3	Disability Income (b)												
15.4	Medicare Supplement (b)												
15.5	Medicaid Title XIX (b)												
15.6	Medicare Title XVIII (b).....												
15.7	Long-Term Care (b)												
15.8	Federal Employees Health Benefits Plan (b)												
15.9	Other Health (b)	1,234	536		797			2,549				72	8
16.	Workers' Compensation	10,471,366	13,003,028	784,328	3,510,789	10,636,580	9,351,513	43,982,919	630,007	1,296,003	5,718,265	1,259,692	411,629
17.1	Other Liability - Occurrence	107,288,628	109,856,416		48,333,492	66,041,680	149,227,177	235,421,672	5,184,415	13,564,756	36,194,804	18,119,148	2,680,576
17.2	Other Liability - Claims-Made	1,936,144	2,106,222		879,472	681,463	1,282,595	2,764,108	16,039	400,510	681,949	292,707	50,642
17.3	Excess Workers' Compensation												
18.1	Products Liability - Occurrence	3,485,236	3,737,005		1,447,599	1,712,685	2,438,771	5,587,373	271,060	717,246	1,634,516	528,475	90,263
18.2	Products Liability - Claims-Made												
19.1	Private Passenger Auto No-Fault (Personal Injury Protection)	150,920	226,284		30,821	2,778,667	7,726,338	39,736,678	46,752	23,815	914,617	20,900	7,708
19.2	Other Private Passenger Auto Liability	11,070,561	16,138,231		2,800,090	18,719,567	13,503,191	18,442,631	1,145,879	710,342	710,074	1,403,034	396,966
19.3	Commercial Auto No-Fault (Personal Injury Protection)	2,383,531	2,568,876		1,052,223	1,860,066	1,230,639	7,745,545	324,320	612,466	(46,581)	299,962	46,629
19.4	Other Commercial Auto Liability	215,400,013	236,663,730		99,501,523	170,688,430	306,518,619	447,009,773	6,458,439	21,622,963	49,628,694	26,542,455	5,213,936
21.1	Private Passenger Auto Physical Damage	9,472,024	13,730,705		2,283,070	6,387,310	6,830,309	800,071	215,651	242,901	410,511	1,205,771	292,588
21.2	Commercial Auto Physical Damage	86,380,744	96,193,763		39,901,570	48,913,407	53,767,727	10,061,970	1,763,998	1,940,200	3,137,813	11,021,914	2,086,916
22.	Aircraft (all perils)												
23.	Fidelity	267,311	339,946		134,645	42,566	60,040	66,449	3,013	4,274	25,505	42,643	6,976
24.	Surety		3,873		50			655,225	59	7	238,639		
26.	Burglary and Theft	358,468	373,349		172,909	310,214	236,427	63,565	10,702	5,602	29,005	53,521	8,554
27.	Boiler and Machinery	3,199,432	3,401,602		1,500,223	2,175,627	2,181,355	775,917	7,492	61,627	335,096	481,796	74,743
28.	Credit												
29.	International												
30.	Warranty												
31.	Reins nonproportional assumed property	XXX	XXX	XXX	XXX	XXX	XXX	XXX	XXX	XXX	XXX	XXX	XXX
32.	Reins nonproportional assumed liability	XXX	XXX	XXX	XXX	XXX	XXX	XXX	XXX	XXX	XXX	XXX	XXX
33.	Reins nonproportional assumed financial lines	XXX	XXX	XXX	XXX	XXX	XXX	XXX	XXX	XXX	XXX	XXX	XXX
34.	Aggregate Write-Ins for Other Lines of Business												
35.	Total (a)	918,190,477	993,221,459	784,328	430,763,830	688,494,618	929,429,712	1,043,432,114	30,141,728	61,038,444	133,226,104	131,549,886	23,062,813
DETAILS OF WRITE-INS													
3401.												
3402.												
3403.												
3498.	Summary of remaining write-ins for Line 34 from overflow page												
3499.	Totals (Lines 3401 through 3403 plus 3498)(Line 34 above)												

(a) Finance and service charges not included in Lines 1 to 35 \$912,601
(b) For health business on indicated lines report: Number of persons insured under PPO managed care products and number of persons insured under indemnity only products

ANNUAL STATEMENT FOR THE YEAR 2024 OF THE STATE AUTOMOBILE MUTUAL INSURANCE COMPANY

SCHEDULE F - PART 1

Assumed Reinsurance as of December 31, Current Year (\$000 Omitted)

1 ID Number	2 NAIC Com- pany Code	3 Name of Reinsured	4 Domiciliary Jurisdiction	5 Assumed Premium	Reinsurance On		8 Cols. 6 + 7	9 Contingent Commissions Payable	10 Assumed Premiums Receivable	11 Unearned Premium	12 Funds Held By or Deposited With Reinsured Companies	13 Letters of Credit Posted	14 Amount of Assets Pledged or Compensating Balances to Secure Letters of Credit	15 Amount of Assets Pledged or Collateral Held in Trust
					6 Paid Losses and Loss Adjustment Expenses	7 Known Case Losses and LAE								
41-1719183	.45934	American Compensation Insurance Company	MN.....	243393636
06-1149847	.28053	Rockhill Insurance Company	AZ.....(413)3,7033,1626,865(424)
58-1140651	.30945	Plaza Insurance Company	IA.....	
0399999	Affiliates - U.S. Non-Pool - Other		(413)3,9463,5547,501(424)
0499999	Total - U.S. Non-Pool		(413)3,9463,5547,501(424)
0799999	Total - Other (Non-U.S.)													
0899999	Total - Affiliates		(413)3,9463,5547,501(424)
52-0266645	.20532	Clarendon Natl Ins Co	TX.....	(105)90(15)
13-2673100	.22039	General Reins Corp	DE.....	2222
20-8249009	.12936	Houston Specialty Ins Co	TX.....	24305329
75-2816775	.22608	National Specialty Ins Co	TX.....	6871,0011,688
75-1980552	.12831	State Nat'l Ins Co Inc	TX.....	44381524(4)
20-3145738	.12537	United Specialty Ins Co	DE.....	10(41)(32)
0999999	Total Other U.S. Unaffiliated Insurers			1,0581,4582,516(4)
AA-9991300	.00000	ALABAMA INS UNDERWRITING ASSN	AL.....90
AA-9991100	.00000	ALABAMA COMMERCIAL AUTO INS PROCEDURE	AL.....11
AA-9991102	.00000	ARIZONA COMMERCIAL AUTO INS PROCEDURE	AZ.....(3)(2)75
AA-9991103	.00000	ARKANSAS COMMERCIAL AUTO INS PROCEDURE	AR.....2111
AA-9991107	.00000	COLORADO COMMERCIAL AUTO INS PROCEDURE	CO.....3841317819
AA-9991108	.00000	CONNECTICUT COMMERCIAL AUTO INS PROCEDURE	CT.....265512
AA-9991202	.00000	CONNECTICUT FAIR PLAN	CT.....12
AA-9991167	.00000	DC COMMERCIAL AUTO INS PROCEDURE (DC CAIP)	DC.....
AA-9991110	.00000	DELAWARE COMMERCIAL AUTO INS PROCEDURE	DE.....1
AA-9991112	.00000	GEORGIA COMMERCIAL AUTO INS PROCEDURE	GA.....1111
AA-9991205	.00000	GEORGIA FAIR PLAN	GA.....
AA-9991115	.00000	ILLINOIS COMMERCIAL AUTO INS PROCEDURE	IL.....189(55)220165110
AA-9991206	.00000	ILLINOIS FAIR PLAN	IL.....1
AA-9991117	.00000	INDIANA COMMERCIAL AUTO INS PROCEDURE	IN.....24(7)6760614
AA-9991414	.00000	INDIANA WORKERS COMP	IN.....48258258401
AA-9991118	.00000	IOWA COMMERCIAL AUTO INS PROCEDURE	IA.....14(6)1041110
AA-9991119	.00000	KANSAS COMMERCIAL AUTO INS PROCEDURE	KS.....37(5)383316
AA-9991120	.00000	KENTUCKY COMMERCIAL AUTO INS PROCEDURE	KY.....723
AA-9991212	.00000	MARYLAND FAIR PLAN	MD.....2
AA-9991421	.00000	MASSACHUSETTS WORKERS COMP	MA.....2(4)5450
AA-9991422	.00000	MICHIGAN WORKERS COMP	MI.....2926426410
AA-9991125	.00000	MINNESOTA COMMERCIAL AUTO INS PROCEDURE	MN.....2178812
AA-9991127	.00000	MISSISSIPPI COMMERCIAL AUTO INS PROCEDURE	MS.....
AA-9990014	.00000	MISSOURI COMMERCIAL AUTOMOBILE INS PROCEDURE	MO.....11(9)20114
AA-9991217	.00000	MISSOURI FAIR PLAN	MO.....36
AA-9992118	.00000	NATIONAL WORKERS COMP REINS POOL	NY.....217(121)5,7295,60895
AA-9991221	.00000	NORTH CAROLINA FAIR PLAN	NC.....658
AA-9991139	.00000	NORTH CAROLINA REINS FACILITY	NC.....3919821141,096144
AA-9991140	.00000	NORTH DAKOTA COMMERCIAL AUTO INS PROCEDURE	ND.....
AA-9991141	.00000	OHIO COMMERCIAL AUTO INS PROCEDURE	OH.....313(135)707572171
AA-9991222	.00000	OHIO FAIR PLAN	OH.....90
AA-9991142	.00000	OKLAHOMA COMMERCIAL AUTO INS PROCEDURE	OK.....322
AA-9991144	.00000	PENNSYLVANIA COMMERCIAL AUTO INS PROCEDURE	PA.....18(23)15(8)9
AA-9991224	.00000	PENNSYLVANIA FAIR PLAN	PA.....8
AA-9991147	.00000	SOUTH CAROLINA COMMERCIAL AUTO INS PROCEDURE	SC.....1
57-0629683	.34134	South Carolina Wind & Hail Underwrit	SC.....38
AA-9991149	.00000	SOUTH DAKOTA COMMERCIAL AUTO INS PROCEDURE	SD.....111
AA-9991150	.00000	TENNESSEE COMMERCIAL AUTO INS PROCEDURE	TN.....14(3)521210
AA-9991151	.00000	UTAH COMMERCIAL AUTO INS PROCEDURE	UT.....31122
AA-9991153	.00000	VIRGINIA COMMERCIAL AUTO INS PROCEDURE	VA.....188869

ANNUAL STATEMENT FOR THE YEAR 2024 OF THE STATE AUTOMOBILE MUTUAL INSURANCE COMPANY

SCHEDULE F - PART 1

1	2	3	4	5	Reinsurance On		8	9	10	11	12	13	14	15
					6	7								
ID Number	NAIC Com- pany Code	Name of Reinsured	Domiciliary Jurisdiction	Assumed Premium	Paid Losses and Loss Adjustment Expenses	Known Case Losses and LAE	Cols. 6 + 7	Contingent Commissions Payable	Assumed Premiums Receivable	Unearned Premium	Funds Held By or Deposited With Reinsured Companies	Letters of Credit Posted	Amount of Assets Pledged or Compensating Balances to Secure Letters of Credit	Amount of Assets Pledged or Collateral Held in Trust
AA-9991226	.00000	VIRGINIA FAIR PLAN	VA.....8
AA-9991156	.00000	WEST VIRGINIA COMMERCIAL AUTO INS PROCEDURE	WV.....35 (7) 44 36 17
AA-9991228	.00000	WEST VIRGINIA FAIR PLAN	WV.....1
AA-9991229	.00000	WISCONSIN FAIR PLAN	WI.....2
AA-9991157	.00000	WISCONSIN SPECIAL RISK PROGRAM	WI..... (1) 1 1 1
48-0921045	.39845	Westport Ins Corp	MO..... (99) 451 351
1099999. Total Pools, Associations or Other Similar Facilities - Mandatory Pools				2,406	770	7,782	8,552		463	673				
1299999. Total - Pools and Associations				2,406	770	7,782	8,552		463	673				
9999999 Totals				1,993	5,773	12,795	18,568		35	673				

ANNUAL STATEMENT FOR THE YEAR 2024 OF THE STATE AUTOMOBILE MUTUAL INSURANCE COMPANY

SCHEDULE F - PART 2

Premium Portfolio Reinsurance Effected or (Canceled) during Current Year

1 ID Number	2 NAIC Com- pany Code	3 Name of Company	4 Date of Contract	5 Original Premium	6 Reinsurance Premium
NONE					

ANNUAL STATEMENT FOR THE YEAR 2024 OF THE STATE AUTOMOBILE MUTUAL INSURANCE COMPANY

SCHEDULE F - PART 3

Ceded Reinsurance as of December 31, Current Year (\$000 Omitted)

1	2	3	4	5	6	Reinsurance Recoverable On									16	Reinsurance Payable		19	20
						7	8	9	10	11	12	13	14	15		17	18		
ID Number	NAIC Com- pany Code	Name of Reinsurer	Domiciliary Jurisdiction	Special Code	Reinsurance Premiums Ceded	Paid Losses	Paid LAE	Known Case Loss Reserves	Known Case LAE Reserves	IBNR Loss Reserves	IBNR LAE Reserves	Unearned Premiums	Contingent Commis- sions	Columns 7 through 14 Totals	Amount in Dispute included in Column 15	Ceded Balances Payable	Other Amounts Due to Reinsurers	Net Amount Recoverable From Reinsurers Cols. 15 - [17 + 18]	Funds Held by Company Under Reinsurance Treaties
04-1543470	23043	LIBERTY MUT INS CO	MA		902,498	65,053		540,455	8,950	526,314	176,227	432,326		1,749,325		55,962		1,693,363	
0199999. Total Authorized - Affiliates - U.S. Intercompany Pooling					902,498	65,053		540,455	8,950	526,314	176,227	432,326		1,749,325		55,962		1,693,363	
04-1543470	23043	LIBERTY MUT INS CO	MA		13,249	4,004		62	2	480	32			4,580		33,345		(28,765)	
0399999. Total Authorized - Affiliates - U.S. Non-Pool - Other					13,249	4,004		62	2	480	32			4,580		33,345		(28,765)	
0499999. Total Authorized - Affiliates - U.S. Non-Pool					13,249	4,004		62	2	480	32			4,580		33,345		(28,765)	
0799999. Total Authorized - Affiliates - Other (Non-U.S.)																			
0899999. Total Authorized - Affiliates					915,747	69,057		540,517	8,952	526,794	176,259	432,326		1,753,905		89,307		1,664,598	
06-1182357	22730	ALLIED WORLD INS CO	NH		39														
13-2918573	42439	TOA RE INS CO OF AMER	DE		(5)														
13-3031176	38636	PARTNER REINS CO OF THE US	NY		79														
13-4924125	10227	MUNICH REINS AMER INC	DE		50														
13-5616275	19453	TRANSATLANTIC REINS CO	NY		(36)														
23-1641984	10219	QBE REINS CORP	PA		29														
35-2293075	11551	ENDURANCE ASSUR CORP	DE		44														
51-0434766	20370	AXIS REINS CO	NY		56														
75-1444207	30058	SCOR REINS CO	NY		(13)														
36-2661954	10103	AMERICAN AGRICULTURAL INS CO	IN		(2)														
42-0234980	21415	EMPLOYERS MUT CAS CO	IA		15														
22-2005057	26921	EVEREST REINS CO	DE		(18)														
13-2673100	22039	GENERAL REINS CORP	DE		28														
06-0384680	11452	HARTFORD STEAM BOIL INSPEC & INS CO	CT		3,531														
47-0698507	23680	ODYSSEY REINS CO	CT		(10)														
42-0429710	12718	DEVELOPERS SURETY & IND CO	CA																
0999999. Total Authorized - Other U.S. Unaffiliated Insurers					3,787														
AA-9991500	00000	ILLINOIS MINE SUBSIDENCE FUND	IL		16														
AA-9991159	00000	MICHIGAN CATASTROPHIC CLAIMS ASSN	MI		294														
41-1357750	10181	WORKERS COMPENSATION REINS ASSN	MN		61														
AA-9991501	00000	INDIANA MINE SUBSIDENCE FUND	IN		15														
AA-9991502	00000	KENTUCKY MINE SUBSIDENCE FUND	KY		5														
AA-9991503	00000	OHIO MINE SUBSIDENCE FUND	OH																
AA-9991506	00000	WEST VIRGINIA MINE SUBSIDENCE FUND	WV		16														
1099999. Total Authorized - Pools - Mandatory Pools					407														
AA-1126006	00000	Lloyd's Syndicate Number 4472	GBR		(7)														
AA-1128987	00000	Lloyd's Syndicate Number 2987	GBR		(7)														
AA-3194139	00000	Axis Specialty Ltd	BMU		(10)														
AA-1127183	00000	LLOYD'S SYNDICATE NUMBER 1183	GBR		(4)														
AA-1120171	00000	Lloyd's Syndicate Number 1856	GBR		(7)														
AA-1120084	00000	Lloyd's Syndicate Number 1955	GBR		(2)														
AA-1128010	00000	LLOYD'S SYNDICATE NUMBER 2010	GBR		46														
AA-1128623	00000	Lloyd's Syndicate Number 2623	GBR		13														
AA-1128791	00000	LLOYD'S SYNDICATE NUMBER 2791	GBR																
AA-1126033	00000	LLOYD'S SYNDICATE NUMBER 33	GBR		39														
AA-1126382	00000	LLOYD'S SYNDICATE NUMBER 382	GBR		43														
AA-1126005	00000	Lloyd's Syndicate Number 4000	GBR																
AA-1120181	00000	Lloyd's Syndicate Number 5886	GBR		(4)														
AA-1126623	00000	LLOYD'S SYNDICATE NUMBER 623	GBR		3														
AA-1840000	00000	Mapfre Re Compania de Reaseguros SA	ESP		31														
AA-3190870	00000	Validus Reins Ltd	BMU		84														
AA-3194168	00000	Aspen Bermuda Ltd	BMU		(7)														

ANNUAL STATEMENT FOR THE YEAR 2024 OF THE STATE AUTOMOBILE MUTUAL INSURANCE COMPANY

SCHEDULE F - PART 3

Ceded Reinsurance as of December 31, Current Year (\$000 Omitted)

1	2	3	4	5	6	Reinsurance Recoverable On									16	Reinsurance Payable		19	20
						7	8	9	10	11	12	13	14	15		17	18		
ID Number	NAIC Com- pany Code	Name of Reinsurer	Domiciliary Jurisdiction	Special Code	Reinsurance Premiums Ceded	Paid Losses	Paid LAE	Known Case Loss Reserves	Known Case LAE Reserves	IBNR Loss Reserves	IBNR LAE Reserves	Unearned Premiums	Contingent Commis- sions	Columns 7 through 14 Totals	Amount in Dispute included in Column 15	Ceded Balances Payable	Other Amounts Due to Reinsurers	Net Amount Recoverable From Reinsurers Cols. 15 - [17 + 18]	Funds Held by Company Under Reinsurance Treaties
AA-1120067 ..	.00000 ..	Lloyd's Syndicate Number 4242	GBR.....
AA-1128003 ..	.00000 ..	LLOYD'S SYNDICATE NUMBER 2003	GBR.....	43
AA-1120182 ..	.00000 ..	Lloyd's Syndicate Number 2689	GBR.....
AA-1128001 ..	.00000 ..	LLOYD'S SYNDICATE NUMBER 2001	GBR.....	10
1299999. Total Authorized - Other Non-U.S. Insurers					264
1499999. Total Authorized Excluding Protected Cells (Sum of 0899999, 0999999, 1099999, 1199999 and 1299999)					920,205	69,057	540,517	8,952	526,794	176,259	432,326	1,753,905	89,307	1,664,598
1899999. Total Unauthorized - Affiliates - U.S. Non-Pool				
2199999. Total Unauthorized - Affiliates - Other (Non-U.S.)				
2299999. Total Unauthorized - Affiliates				
AA-3190829 ..	.00000 ..	Markel Bermuda Ltd	BMU.....	(10)
AA-3194128 ..	.00000 ..	Allied World Assurance Co Ltd	BMU.....	(13)
AA-3190932 ..	.00000 ..	Argo Re	BMU.....	30
AA-3190060 ..	.00000 ..	Hannover Re (Bermuda) Ltd	BMU.....	(18)
AA-1460019 ..	.00000 ..	MS Amlin AG	CHE.....	10
AA-1340004 ..	.00000 ..	R V Versicherung AG	DEU.....	(33)
AA-5324100 ..	.00000 ..	Taiping Reins Co Ltd	HKG.....	(2)
AA-3191315 ..	.00000 ..	XL Bermuda Ltd	BMU.....	(18)
AA-1460006 ..	.00000 ..	Validus Reins (Switzerland) Ltd	CHE.....	(45)
AA-3194161 ..	.00000 ..	Catlin Ins Co Ltd	BMU.....	21
AA-9240012 ..	.00000 ..	China Property and Casualty Re Co Ltd	CHN.....	(1)
2699999. Total Unauthorized - Other Non-U.S. Insurers					(79)
2899999. Total Unauthorized Excluding Protected Cells (Sum of 2299999, 2399999, 2499999, 2599999 and 2699999)					(79)
3299999. Total Certified - Affiliates - U.S. Non-Pool				
3599999. Total Certified - Affiliates - Other (Non-U.S.)				
3699999. Total Certified - Affiliates				
CR-1340125 ..	.00000 ..	Hannover Rueck SE	DEU.....	61
4099999. Total Certified - Other Non-U.S. Insurers					61
4299999. Total Certified Excluding Protected Cells (Sum of 3699999, 3799999, 3899999, 3999999 and 4099999)					61
4699999. Total Reciprocal Jurisdiction - Affiliates - U.S. Non-Pool				
4999999. Total Reciprocal Jurisdiction - Affiliates - Other (Non-U.S.)				
5099999. Total Reciprocal Jurisdiction - Affiliates				
5699999. Total Reciprocal Jurisdiction Excluding Protected Cells (Sum of 5099999, 5199999, 5299999, 5399999 and 5499999)				
5799999. Total Authorized, Unauthorized, Reciprocal Jurisdiction and Certified Excluding Protected Cells (Sum of 1499999, 2899999, 4299999 and 5699999)					920,187	69,057	540,517	8,952	526,794	176,259	432,326	1,753,905	89,307	1,664,598
5899999. Total Protected Cells (Sum of 1399999, 2799999, 4199999 and 5599999)				
9999999 Totals					920,187	69,057	540,517	8,952	526,794	176,259	432,326	1,753,905	89,307	1,664,598

ANNUAL STATEMENT FOR THE YEAR 2024 OF THE STATE AUTOMOBILE MUTUAL INSURANCE COMPANY

SCHEDULE F - PART 3 (Continued)

Ceded Reinsurance as of December 31, Current Year (\$000 Omitted)
(Credit Risk)

ID Number From Col. 1	Name of Reinsurer From Col. 3	Collateral				25	26	27	Ceded Reinsurance Credit Risk								
		21	22	23	24				28	29	30	31	32	33	34	35	36
		Multiple Beneficiary Trusts	Letters of Credit	Issuing or Confirming Bank Reference Number	Single Beneficiary Trusts & Other Allowable Collateral	Total Funds Held, Payables & Collateral	Net Recoverable Net of Funds Held & Collateral	Applicable Sch. F Penalty (Col. 78)	Total Amount Recoverable from Reinsurers Less Penalty (Cols. 15-27)	Stressed Recoverable (Col. 28 * 120%)	Reinsurance Payable & Funds Held (Cols. 17+18+20; but not in excess of Col. 29)	Stressed Net Recoverable (Cols. 29-30)	Total Collateral (Cols. 21+22 + 24, not in Excess of Col. 31)	Stressed Net Recoverable Net of Collateral Offsets (Cols. 31-32)	Reinsurer Designation Equivalent	Credit Risk on Collateralized Recoverables (Col. 32 * Factor Applicable to Reinsurer Designation Equivalent in Col. 34)	Credit Risk on Un- collateralized Recoverables (Col. 33 * Factor Applicable to Reinsurer Designation Equivalent in Col. 34)
04-1543470 ..	LIBERTY MUT INS CO					55,962	1,693,363		XXX	XXX	XXX	XXX	XXX	XXX	XXX	XXX	XXX
0199999. Total Authorized - Affiliates - U.S. Intercompany Pooling				XXX		55,962	1,693,363		XXX	XXX	XXX	XXX	XXX	XXX	XXX	XXX	XXX
04-1543470 ..	LIBERTY MUT INS CO					4,580			XXX	XXX	XXX	XXX	XXX	XXX	XXX	XXX	XXX
0399999. Total Authorized - Affiliates - U.S. Non-Pool - Other				XXX		4,580			XXX	XXX	XXX	XXX	XXX	XXX	XXX	XXX	XXX
0499999. Total Authorized - Affiliates - U.S. Non-Pool				XXX		4,580			XXX	XXX	XXX	XXX	XXX	XXX	XXX	XXX	XXX
0799999. Total Authorized - Affiliates - Other (Non-U.S.)				XXX											XXX		
0899999. Total Authorized - Affiliates				XXX		60,542	1,693,363								XXX		
06-1182357 ..	ALLIED WORLD INS CO														3.....		
13-2918573 ..	TOA RE INS CO OF AMER														3.....		
13-3031176 ..	PARTNER REINS CO OF THE US														2.....		
13-4924125 ..	MUNICH REINS AMER INC														2.....		
13-5616275 ..	TRANSATLANTIC REINS CO														1.....		
23-1641984 ..	QBE REINS CORP														3.....		
35-2293075 ..	ENDURANCE ASSUR CORP														2.....		
51-0434766 ..	AXIS REINS CO														3.....		
75-1444207 ..	SCOR REINS CO														3.....		
36-2661954 ..	AMERICAN AGRICULTURAL INS CO														3.....		
42-0234980 ..	EMPLOYERS MUT CAS CO														3.....		
22-2005057 ..	EVEREST REINS CO														2.....		
13-2673100 ..	GENERAL REINS CORP														1.....		
06-0384680 ..	HARTFORD STEAM BOIL INSPEC & INS CO														1.....		
47-0698507 ..	ODYSSEY REINS CO														2.....		
42-0429710 ..	DEVELOPERS SURETY & IND CO														4.....		
0999999. Total Authorized - Other U.S. Unaffiliated Insurers				XXX											XXX		
AA-9991500 ..	ILLINOIS MINE SUBSIDENCE FUND								XXX	XXX	XXX	XXX	XXX	XXX	XXX	XXX	XXX
AA-9991159 ..	MICHIGAN CATASTROPHIC CLAIMS ASSN								XXX	XXX	XXX	XXX	XXX	XXX	XXX	XXX	XXX
41-1357750 ..	WORKERS COMPENSATION REINS ASSN								XXX	XXX	XXX	XXX	XXX	XXX	XXX	XXX	XXX
AA-9991501 ..	INDIANA MINE SUBSIDENCE FUND								XXX	XXX	XXX	XXX	XXX	XXX	XXX	XXX	XXX
AA-9991502 ..	KENTUCKY MINE SUBSIDENCE FUND								XXX	XXX	XXX	XXX	XXX	XXX	XXX	XXX	XXX
AA-9991503 ..	OHIO MINE SUBSIDENCE FUND								XXX	XXX	XXX	XXX	XXX	XXX	XXX	XXX	XXX
AA-9991506 ..	WEST VIRGINIA MINE SUBSIDENCE FUND								XXX	XXX	XXX	XXX	XXX	XXX	XXX	XXX	XXX
1099999. Total Authorized - Pools - Mandatory Pools				XXX					XXX	XXX	XXX	XXX	XXX	XXX	XXX	XXX	XXX
AA-1126006 ..	Lloyd's Syndicate Number 4472														3.....		
AA-1128987 ..	Lloyd's Syndicate Number 2987														3.....		
AA-3194139 ..	Axis Specialty Ltd														3.....		
AA-1127183 ..	LLOYD'S SYNDICATE NUMBER 1183														3.....		
AA-1120171 ..	Lloyd's Syndicate Number 1856														3.....		
AA-1120084 ..	Lloyd's Syndicate Number 1955														3.....		
AA-1128010 ..	LLOYD'S SYNDICATE NUMBER 2010														3.....		
AA-1128623 ..	Lloyd's Syndicate Number 2623														3.....		
AA-1128791 ..	LLOYD'S SYNDICATE NUMBER 2791														3.....		
AA-1126033 ..	LLOYD'S SYNDICATE NUMBER 33														3.....		

ANNUAL STATEMENT FOR THE YEAR 2024 OF THE STATE AUTOMOBILE MUTUAL INSURANCE COMPANY

SCHEDULE F - PART 3 (Continued)

Ceded Reinsurance as of December 31, Current Year (\$000 Omitted)
(Credit Risk)

ID Number From Col. 1	Name of Reinsurer From Col. 3	Collateral				25	26	27	Ceded Reinsurance Credit Risk								
		21	22	23	24				28	29	30	31	32	33	34	35	36
		Multiple Beneficiary Trusts	Letters of Credit	Issuing or Confirming Bank Reference Number	Single Beneficiary Trusts & Other Allowable Collateral	Total Funds Held, Payables & Collateral	Net Recoverable Net of Funds Held & Collateral	Applicable Sch. F Penalty (Col. 78)	Total Amount Recoverable from Reinsurers Less Penalty (Cols. 15-27)	Stressed Recoverable (Col. 28 * 120%)	Reinsurance Payable & Funds Held (Cols. 17+18+20; but not in excess of Col. 29)	Stressed Net Recoverable (Cols. 29-30)	Total Collateral (Cols. 21+22 + 24, not in Excess of Col. 31)	Stressed Net Recoverable Net of Collateral Offsets (Cols. 31-32)	Reinsurer Designation Equivalent	Credit Risk on Collateralized Recoverables (Col. 32 * Factor Applicable to Reinsurer Designation Equivalent in Col. 34)	Credit Risk on Un- collateralized Recoverables (Col. 33 * Factor Applicable to Reinsurer Designation Equivalent in Col. 34)
AA-1126382 ..	LLOYD'S SYNDICATE NUMBER 382														3.....		
AA-1126005 ..	Lloyd's Syndicate Number 4000														3.....		
AA-1120181 ..	Lloyd's Syndicate Number 5886														3.....		
AA-1126623 ..	LLOYD'S SYNDICATE NUMBER 623														3.....		
AA-1840000 ..	Mapfre Re Compania de Reaseguros SA														3.....		
AA-3190870 ..	Validus Reins Ltd														3.....		
AA-3194168 ..	Aspen Bermuda Ltd														3.....		
AA-1120067 ..	Lloyd's Syndicate Number 4242														3.....		
AA-1128003 ..	LLOYD'S SYNDICATE NUMBER 2003														3.....		
AA-1120182 ..	Lloyd's Syndicate Number 2689														3.....		
AA-1128001 ..	LLOYD'S SYNDICATE NUMBER 2001														3.....		
1299999. Total Authorized - Other Non-U.S. Insurers				XXX											XXX		
1499999. Total Authorized Excluding Protected Cells (Sum of 0899999, 0999999, 1099999, 1199999 and 1299999)				XXX		60,542	1,693,363								XXX		
1899999. Total Unauthorized - Affiliates - U.S. Non-Pool				XXX					XXX	XXX	XXX	XXX	XXX	XXX	XXX	XXX	XXX
2199999. Total Unauthorized - Affiliates - Other (Non-U.S.)				XXX											XXX		
2299999. Total Unauthorized - Affiliates				XXX											XXX		
AA-3190829 ..	Markel Bermuda Ltd														3.....		
AA-3194128 ..	Allied World Assurance Co Ltd														3.....		
AA-3190932 ..	Argo Re														4.....		
AA-3190060 ..	Hannover Re (Bermuda) Ltd														2.....		
AA-1460019 ..	MS Amlin AG														3.....		
AA-1340004 ..	R V Versicherung AG														6.....		
AA-5324100 ..	Taiping Reins Co Ltd														3.....		
AA-3191315 ..	XL Bermuda Ltd														2.....		
AA-1460006 ..	Validus Reins (Switzerland) Ltd														3.....		
AA-3194161 ..	Catlin Ins Co Ltd														2.....		
AA-9240012 ..	China Property and Casualty Re Co Ltd														3.....		
2699999. Total Unauthorized - Other Non-U.S. Insurers				XXX											XXX		
2899999. Total Unauthorized Excluding Protected Cells (Sum of 2299999, 2399999, 2499999, 2599999 and 2699999)				XXX											XXX		
3299999. Total Certified - Affiliates - U.S. Non-Pool				XXX					XXX	XXX	XXX	XXX	XXX	XXX	XXX	XXX	XXX
3599999. Total Certified - Affiliates - Other (Non-U.S.)				XXX											XXX		
3699999. Total Certified - Affiliates				XXX											XXX		
CR-1340125 ..	Hannover Rueck SE														2.....		
4099999. Total Certified - Other Non-U.S. Insurers				XXX											XXX		
4299999. Total Certified Excluding Protected Cells (Sum of 3699999, 3799999, 3899999, 3999999 and 4099999)				XXX											XXX		
4699999. Total Reciprocal Jurisdiction - Affiliates - U.S. Non-Pool				XXX					XXX	XXX	XXX	XXX	XXX	XXX	XXX	XXX	XXX
4999999. Total Reciprocal Jurisdiction - Affiliates - Other (Non- U.S.)				XXX											XXX		

ANNUAL STATEMENT FOR THE YEAR 2024 OF THE STATE AUTOMOBILE MUTUAL INSURANCE COMPANY

SCHEDULE F - PART 3 (Continued)

Ceded Reinsurance as of December 31, Current Year (\$000 Omitted)
(Credit Risk)

ID Number From Col. 1	Name of Reinsurer From Col. 3	Collateral				25	26	27	Ceded Reinsurance Credit Risk								
		21	22	23	24				28	29	30	31	32	33	34	35	36
		Multiple Beneficiary Trusts	Letters of Credit	Issuing or Confirming Bank Reference Number	Single Beneficiary Trusts & Other Allowable Collateral	Total Funds Held, Payables & Collateral	Net Recoverable Net of Funds Held & Collateral	Applicable Sch. F Penalty (Col. 78)	Total Amount Recoverable from Reinsurers Less Penalty (Cols. 15-27)	Stressed Recoverable (Col. 28 * 120%)	Reinsurance Payable & Funds Held (Cols. 17+18+20; but not in excess of Col. 29)	Stressed Net Recoverable (Cols. 29-30)	Total Collateral (Cols. 21+22 + 24, not in Excess of Col. 31)	Stressed Net Recoverable Net of Collateral Offsets (Cols. 31-32)	Reinsurer Designation Equivalent	Credit Risk on Collateralized Recoverables (Col. 32 * Factor Applicable to Reinsurer Designation Equivalent in Col. 34)	Credit Risk on Un- collateralized Recoverables (Col. 33 * Factor Applicable to Reinsurer Designation Equivalent in Col. 34)
5099999. Total Reciprocal Jurisdiction - Affiliates				XXX											XXX		
5699999. Total Reciprocal Jurisdiction Excluding Protected Cells (Sum of 5099999, 5199999, 5299999, 5399999 and 5499999)				XXX											XXX		
5799999. Total Authorized, Unauthorized, Reciprocal Jurisdiction and Certified Excluding Protected Cells (Sum of 1499999, 2899999, 4299999 and 5699999)				XXX		60,542	1,693,363								XXX		
5899999. Total Protected Cells (Sum of 1399999, 2799999, 4199999 and 5599999)				XXX					XXX	XXX	XXX	XXX	XXX	XXX	XXX	XXX	XXX
9999999 Totals				XXX		60,542	1,693,363								XXX		

ANNUAL STATEMENT FOR THE YEAR 2024 OF THE STATE AUTOMOBILE MUTUAL INSURANCE COMPANY

SCHEDULE F - PART 3 (Continued)

Ceded Reinsurance as of December 31, Current Year (\$000 Omitted)

(Aging of Ceded Reinsurance)

ID Number From Col. 1	Name of Reinsurer From Col. 3	Reinsurance Recoverable on Paid Losses and Paid Loss Adjustment Expenses							44 Total Recoverable on Paid Losses & LAE Amounts in Dispute Included in Col. 43	45 Recoverable on Paid Losses & LAE Over 90 Days Past Due Amounts in Dispute Included in Cols. 40 & 41	46 Total Recoverable on Paid Losses & LAE Amounts Not in Dispute (Cols 43-44)	47 Recoverable on Paid Losses & LAE Over 90 Days Past Due Amounts Not in Dispute (Cols. 40 + 41 - 45)	48 Amounts Received Prior 90 Days	49 Percentage Overdue Col. 42/Col. 43	50 Percentage of Amounts More Than 90 Days Overdue Not in Dispute (Col. 47/[Cols. 46+48])	51 Percentage More Than 120 Days Overdue (Col. 41/ Col. 43)	52 Is the Amount in Col. 50 Less Than 20%? (Yes or No)	53 Amounts in Col. 47 for Reinsurers with Values Less Than 20% in Col. 50	
		37 Current	Overdue					43 Total Due Cols. 37+42 (In total should equal Cols. 7+8)											
			38 1 - 29 Days	39 30 - 90 Days	40 91 - 120 Days	41 Over 120 Days	42 Total Overdue Cols. 38+39 +40+41												
04-1543470 ..	LIBERTY MUT INS CO	65,053						65,053			65,053							YES	
0199999.	Total Authorized - Affiliates - U.S. Intercompany Pooling	65,053						65,053			65,053							XXX	
04-1543470 ..	LIBERTY MUT INS CO	4,004						4,004			4,004							YES	
0399999.	Total Authorized - Affiliates - U.S. Non-Pool - Other	4,004						4,004			4,004							XXX	
0499999.	Total Authorized - Affiliates - U.S. Non-Pool	4,004						4,004			4,004							XXX	
0799999.	Total Authorized - Affiliates - Other (Non-U.S.)																	XXX	
0899999.	Total Authorized - Affiliates	69,057						69,057			69,057							XXX	
06-1182357 ..	ALLIED WORLD INS CO																	YES	
13-2918573 ..	TOA RE INS CO OF AMER																	YES	
13-3031176 ..	PARTNER REINS CO OF THE US																	YES	
13-4924125 ..	MUNICH REINS AMER INC																	YES	
13-5616275 ..	TRANSATLANTIC REINS CO																	YES	
23-1641984 ..	QBE REINS CORP																	YES	
35-2293075 ..	ENDURANCE ASSUR CORP																	YES	
51-0434766 ..	AXIS REINS CO																	YES	
75-1444207 ..	SCOR REINS CO																	YES	
36-2661954 ..	AMERICAN AGRICULTURAL INS CO																	YES	
42-0234980 ..	EMPLOYERS MUT CAS CO																	YES	
22-2005057 ..	EVEREST REINS CO																	YES	
13-2673100 ..	GENERAL REINS CORP																	YES	
06-0384680 ..	HARTFORD STEAM BOIL INSPEC & INS CO																	YES	
47-0698507 ..	ODYSSEY REINS CO																	YES	
42-0429710 ..	DEVELOPERS SURETY & IND CO																	YES	
0999999.	Total Authorized - Other U.S. Unaffiliated Insurers																	XXX	
AA-9991500 ..	ILLINOIS MINE SUBSIDENCE FUND																	YES	
AA-9991159 ..	MICHIGAN CATASTROPHIC CLAIMS ASSN																	YES	
41-1357750 ..	WORKERS COMPENSATION REINS ASSN																	YES	
AA-9991501 ..	INDIANA MINE SUBSIDENCE FUND																	YES	
AA-9991502 ..	KENTUCKY MINE SUBSIDENCE FUND																	YES	
AA-9991503 ..	OHIO MINE SUBSIDENCE FUND																	YES	
AA-9991506 ..	WEST VIRGINIA MINE SUBSIDENCE FUND																	YES	
1099999.	Total Authorized - Pools - Mandatory Pools																	XXX	
AA-1126006 ..	Lloyd's Syndicate Number 4472																	YES	
AA-1128987 ..	Lloyd's Syndicate Number 2987																	YES	
AA-3194139 ..	Axis Specialty Ltd																	YES	
AA-1127183 ..	LLOYD'S SYNDICATE NUMBER 1183																	YES	
AA-1120171 ..	Lloyd's Syndicate Number 1856																	YES	
AA-1120084 ..	Lloyd's Syndicate Number 1955																	YES	
AA-1128010 ..	LLOYD'S SYNDICATE NUMBER 2010																	YES	
AA-1128623 ..	Lloyd's Syndicate Number 2623																	YES	
AA-1128791 ..	LLOYD'S SYNDICATE NUMBER 2791																	YES	

ANNUAL STATEMENT FOR THE YEAR 2024 OF THE STATE AUTOMOBILE MUTUAL INSURANCE COMPANY

SCHEDULE F - PART 3 (Continued)

Ceded Reinsurance as of December 31, Current Year (\$000 Omitted)

(Aging of Ceded Reinsurance)

ID Number From Col. 1	Name of Reinsurer From Col. 3	Reinsurance Recoverable on Paid Losses and Paid Loss Adjustment Expenses							44 Total Recoverable on Paid Losses & LAE Amounts in Dispute Included in Col. 43	45 Recoverable on Paid Losses & LAE Over 90 Days Past Due Amounts in Dispute Included in Cols. 40 & 41	46 Total Recoverable on Paid Losses & LAE Amounts Not in Dispute (Cols 43-44)	47 Recoverable on Paid Losses & LAE Over 90 Days Past Due Amounts Not in Dispute (Cols. 40 + 41 - 45)	48 Amounts Received Prior 90 Days	49 Percentage Overdue Col. 42/Col. 43	50 Percentage of Amounts More Than 90 Days Overdue Not in Dispute (Col. 47/[Cols. 46+48])	51 Percentage More Than 120 Days Overdue (Col. 41/ Col. 43)	52 Is the Amount in Col. 50 Less Than 20%? (Yes or No)	53 Amounts in Col. 47 for Reinsurers with Values Less Than 20% in Col. 50	
		37 Current	Overdue					43 Total Due Cols. 37+42 (In total should equal Cols. 7+8)											
			38 1 - 29 Days	39 30 - 90 Days	40 91 - 120 Days	41 Over 120 Days	42 Total Overdue Cols. 38+39 +40+41												
AA-1126033 ..	LLOYD'S SYNDICATE NUMBER 33																	YES.....	
AA-1126382 ..	LLOYD'S SYNDICATE NUMBER 382																	YES.....	
AA-1126005 ..	Lloyd's Syndicate Number 4000																	YES.....	
AA-1120181 ..	Lloyd's Syndicate Number 5886																	YES.....	
AA-1126623 ..	LLOYD'S SYNDICATE NUMBER 623																	YES.....	
AA-1840000 ..	Mapfre Re Compania de Reaseguros SA																	YES.....	
AA-3190870 ..	Validus Reins Ltd																	YES.....	
AA-3194168 ..	Aspen Bermuda Ltd																	YES.....	
AA-1120067 ..	Lloyd's Syndicate Number 4242																	YES.....	
AA-1128003 ..	LLOYD'S SYNDICATE NUMBER 2003																	YES.....	
AA-1120182 ..	Lloyd's Syndicate Number 2689																	YES.....	
AA-1128001 ..	LLOYD'S SYNDICATE NUMBER 2001																	YES.....	
1299999. Total Authorized - Other Non-U.S. Insurers																		XXX	
1499999. Total Authorized Excluding Protected Cells (Sum of 0899999, 0999999, 1099999, 1199999 and 1299999)		69,057						69,057			69,057							XXX	
1899999. Total Unauthorized - Affiliates - U.S. Non-Pool																		XXX	
2199999. Total Unauthorized - Affiliates - Other (Non-U.S.)																		XXX	
2299999. Total Unauthorized - Affiliates																		XXX	
AA-3190829 ..	Markel Bermuda Ltd																	YES.....	
AA-3194128 ..	Allied World Assurance Co Ltd																	YES.....	
AA-3190932 ..	Argo Re																	YES.....	
AA-3190060 ..	Hannover Re (Bermuda) Ltd																	YES.....	
AA-1460019 ..	MS Amlin AG																	YES.....	
AA-1340004 ..	R V Versicherung AG																	YES.....	
AA-5324100 ..	Taiping Reins Co Ltd																	YES.....	
AA-3191315 ..	XL Bermuda Ltd																	YES.....	
AA-1460006 ..	Validus Reins (Switzerland) Ltd																	YES.....	
AA-3194161 ..	Catlin Ins Co Ltd																	YES.....	
AA-9240012 ..	China Property and Casualty Re Co Ltd																	YES.....	
2699999. Total Unauthorized - Other Non-U.S. Insurers																		XXX	
2899999. Total Unauthorized Excluding Protected Cells (Sum of 2299999, 2399999, 2499999, 2599999 and 2699999)																		XXX	
3299999. Total Certified - Affiliates - U.S. Non-Pool																		XXX	
3599999. Total Certified - Affiliates - Other (Non-U.S.)																		XXX	
3699999. Total Certified - Affiliates																		XXX	
CR-1340125 ..	Hannover Rueck SE																	YES.....	
4099999. Total Certified - Other Non-U.S. Insurers																		XXX	
4299999. Total Certified Excluding Protected Cells (Sum of 3699999, 3799999, 3899999, 3999999 and 4099999)																		XXX	

ANNUAL STATEMENT FOR THE YEAR 2024 OF THE STATE AUTOMOBILE MUTUAL INSURANCE COMPANY

SCHEDULE F - PART 3 (Continued)

Ceded Reinsurance as of December 31, Current Year (\$000 Omitted)
(Aging of Ceded Reinsurance)

ID Number From Col. 1	Name of Reinsurer From Col. 3	Reinsurance Recoverable on Paid Losses and Paid Loss Adjustment Expenses							44	45	46	47	48	49	50	51	52	53
		37	Overdue					43										
			38	39	40	41	42											
		Current	1 - 29 Days	30 - 90 Days	91 - 120 Days	Over 120 Days	Total Overdue Cols. 38+39 +40+41	Total Due Cols. 37+42 (In total should equal Cols. 7+8)	Total Recoverable on Paid Losses & LAE Amounts in Dispute Included in Col. 43	Recoverable on Paid Losses & LAE Over 90 Days Past Due Amounts in Dispute Included in Cols. 40 & 41	Total Recoverable on Paid Losses & LAE Amounts Not in Dispute (Cols 43-44)	Recoverable on Paid Losses & LAE Over 90 Days Past Due Amounts Not in Dispute (Cols. 40 + 41 - 45)	Amounts Received Prior 90 Days	Percentage Overdue Col. 42/Col. 43	Percentage of Amounts More Than 90 Days Overdue Not in Dispute (Col. 47/[Cols. 46+48])	Percentage More Than 120 Days Overdue (Col. 41/ Col. 43)	Is the Amount in Col. 50 Less Than 20%? (Yes or No)	Amounts in Col. 47 for Reinsurers with Values Less Than 20% in Col. 50
4699999. Total Reciprocal Jurisdiction - Affiliates - U.S. Non-Pool																	XXX	
4999999. Total Reciprocal Jurisdiction - Affiliates - Other (Non-U.S.)																	XXX	
5099999. Total Reciprocal Jurisdiction - Affiliates																	XXX	
5699999. Total Reciprocal Jurisdiction Excluding Protected Cells (Sum of 5099999, 5199999, 5299999, 5399999 and 5499999)																	XXX	
5799999. Total Authorized, Unauthorized, Reciprocal Jurisdiction and Certified Excluding Protected Cells (Sum of 1499999, 2899999, 4299999 and 5699999)		69,057						69,057			69,057						XXX	
5899999. Total Protected Cells (Sum of 1399999, 2799999, 4199999 and 5599999)																	XXX	
9999999 Totals		69,057						69,057			69,057						XXX	

ANNUAL STATEMENT FOR THE YEAR 2024 OF THE STATE AUTOMOBILE MUTUAL INSURANCE COMPANY

SCHEDULE F - PART 3 (Continued)

Ceded Reinsurance as of December 31, Current Year (\$000 Omitted)

(Provision for Reinsurance for Certified Reinsurers)

ID Number From Col. 1	Name of Reinsurer From Col. 3	Provision for Certified Reinsurance													Complete if Col. 52 = "No"; Otherwise Enter 0			69 Provision for Overdue Reinsurance Ceded to Certified Reinsurers (Greater of [Col. 62 + Col. 65] or Col.68; not to Exceed Col. 63)
		54	55	56	57	58	59	60	61	62	63	64	65	66	67	68		
		Certified Reinsurer Rating (1 through 6)	Effective Date of Certified Reinsurer Rating	Percent Collateral Required for Full Credit (0% through 100%)	Catastrophe Recoverables Qualifying for Collateral Deferral	Net Recoverables Subject to Collateral Requirements for Full Credit (Col. 19 - Col. 57)	Dollar Amount of Collateral Required (Col. 56 * Col. 58)	Percent of Collateral Provided for Net Recoverables Subject to Collateral Requirements ([Col. 20 + Col. 21 + Col. 22 + Col. 24] / Col. 58)	Percent Credit Allowed on Net Recoverables Subject to Collateral Requirements (Col. 60 / Col. 56, not to exceed 100%)	20% of Recoverable on Paid Losses & LAE Over 90 Days Past Due Amounts in Dispute (Col. 45 * 20%)	Amount of Credit Allowed for Net Recoverables (Col. 57 + [Col. 58 * Col. 61])	Provision for Reinsurance with Certified Reinsurers Due to Collateral Deficiency (Col. 19 - Col. 63)	20% of Recoverable on Paid Losses & LAE Over 90 Days Past Due Amounts Not in Dispute (Col. 47 * 20%)	Total Collateral Provided (Col. 20 + Col. 21 + Col. 22 + Col. 24, not to Exceed Col. 63)	Net Unsecured Recoverable for Which Credit is Allowed (Col. 63 - Col. 66)	20% of Amount in Col. 67		
04-1543470	LIBERTY MUT INS CO	XXX	XXX	XXX	XXX	XXX	XXX	XXX	XXX	XXX	XXX	XXX	XXX	XXX	XXX	XXX	XXX	
0199999	Total Authorized - Affiliates - U.S. Intercompany Pooling			XXX	XXX	XXX	XXX	XXX	XXX	XXX	XXX	XXX	XXX	XXX	XXX	XXX	XXX	
04-1543470	LIBERTY MUT INS CO	XXX	XXX	XXX	XXX	XXX	XXX	XXX	XXX	XXX	XXX	XXX	XXX	XXX	XXX	XXX	XXX	
0399999	Total Authorized - Affiliates - U.S. Non-Pool - Other			XXX	XXX	XXX	XXX	XXX	XXX	XXX	XXX	XXX	XXX	XXX	XXX	XXX	XXX	
0499999	Total Authorized - Affiliates - U.S. Non-Pool			XXX	XXX	XXX	XXX	XXX	XXX	XXX	XXX	XXX	XXX	XXX	XXX	XXX	XXX	
0799999	Total Authorized - Affiliates - Other (Non-U.S.)			XXX	XXX	XXX	XXX	XXX	XXX	XXX	XXX	XXX	XXX	XXX	XXX	XXX	XXX	
0899999	Total Authorized - Affiliates			XXX	XXX	XXX	XXX	XXX	XXX	XXX	XXX	XXX	XXX	XXX	XXX	XXX	XXX	
06-1182357	ALLIED WORLD INS CO	XXX	XXX	XXX	XXX	XXX	XXX	XXX	XXX	XXX	XXX	XXX	XXX	XXX	XXX	XXX	XXX	
13-2918573	TOA RE INS CO OF AMER	XXX	XXX	XXX	XXX	XXX	XXX	XXX	XXX	XXX	XXX	XXX	XXX	XXX	XXX	XXX	XXX	
13-3031176	PARTNER REINS CO OF THE US	XXX	XXX	XXX	XXX	XXX	XXX	XXX	XXX	XXX	XXX	XXX	XXX	XXX	XXX	XXX	XXX	
13-4924125	MUNICH REINS AMER INC	XXX	XXX	XXX	XXX	XXX	XXX	XXX	XXX	XXX	XXX	XXX	XXX	XXX	XXX	XXX	XXX	
13-5616275	TRANSATLANTIC REINS CO	XXX	XXX	XXX	XXX	XXX	XXX	XXX	XXX	XXX	XXX	XXX	XXX	XXX	XXX	XXX	XXX	
23-1641984	QBE REINS CORP	XXX	XXX	XXX	XXX	XXX	XXX	XXX	XXX	XXX	XXX	XXX	XXX	XXX	XXX	XXX	XXX	
35-2293075	ENDURANCE ASSUR CORP	XXX	XXX	XXX	XXX	XXX	XXX	XXX	XXX	XXX	XXX	XXX	XXX	XXX	XXX	XXX	XXX	
51-0434766	AXIS REINS CO	XXX	XXX	XXX	XXX	XXX	XXX	XXX	XXX	XXX	XXX	XXX	XXX	XXX	XXX	XXX	XXX	
75-1444207	SCOR REINS CO	XXX	XXX	XXX	XXX	XXX	XXX	XXX	XXX	XXX	XXX	XXX	XXX	XXX	XXX	XXX	XXX	
36-2661954	AMERICAN AGRICULTURAL INS CO	XXX	XXX	XXX	XXX	XXX	XXX	XXX	XXX	XXX	XXX	XXX	XXX	XXX	XXX	XXX	XXX	
42-0234980	EMPLOYERS MUT CAS CO	XXX	XXX	XXX	XXX	XXX	XXX	XXX	XXX	XXX	XXX	XXX	XXX	XXX	XXX	XXX	XXX	
22-2005057	EVEREST REINS CO	XXX	XXX	XXX	XXX	XXX	XXX	XXX	XXX	XXX	XXX	XXX	XXX	XXX	XXX	XXX	XXX	
13-2673100	GENERAL REINS CORP	XXX	XXX	XXX	XXX	XXX	XXX	XXX	XXX	XXX	XXX	XXX	XXX	XXX	XXX	XXX	XXX	
06-0384680	HARTFORD STEAM BOIL INSPEC & INS CO	XXX	XXX	XXX	XXX	XXX	XXX	XXX	XXX	XXX	XXX	XXX	XXX	XXX	XXX	XXX	XXX	
47-0698507	ODYSSEY REINS CO	XXX	XXX	XXX	XXX	XXX	XXX	XXX	XXX	XXX	XXX	XXX	XXX	XXX	XXX	XXX	XXX	
42-0429710	DEVELOPERS SURETY & IND CO	XXX	XXX	XXX	XXX	XXX	XXX	XXX	XXX	XXX	XXX	XXX	XXX	XXX	XXX	XXX	XXX	
0999999	Total Authorized - Other U.S. Unaffiliated Insurers			XXX	XXX	XXX	XXX	XXX	XXX	XXX	XXX	XXX	XXX	XXX	XXX	XXX	XXX	
AA-9991500	ILLINOIS MINE SUBSIDENCE FUND	XXX	XXX	XXX	XXX	XXX	XXX	XXX	XXX	XXX	XXX	XXX	XXX	XXX	XXX	XXX	XXX	
AA-9991159	MICHIGAN CATASTROPHIC CLAIMS ASSN	XXX	XXX	XXX	XXX	XXX	XXX	XXX	XXX	XXX	XXX	XXX	XXX	XXX	XXX	XXX	XXX	
41-1357750	WORKERS COMPENSATION REINS ASSN	XXX	XXX	XXX	XXX	XXX	XXX	XXX	XXX	XXX	XXX	XXX	XXX	XXX	XXX	XXX	XXX	
AA-9991501	INDIANA MINE SUBSIDENCE FUND	XXX	XXX	XXX	XXX	XXX	XXX	XXX	XXX	XXX	XXX	XXX	XXX	XXX	XXX	XXX	XXX	
AA-9991502	KENTUCKY MINE SUBSIDENCE FUND	XXX	XXX	XXX	XXX	XXX	XXX	XXX	XXX	XXX	XXX	XXX	XXX	XXX	XXX	XXX	XXX	
AA-9991503	OHIO MINE SUBSIDENCE FUND	XXX	XXX	XXX	XXX	XXX	XXX	XXX	XXX	XXX	XXX	XXX	XXX	XXX	XXX	XXX	XXX	
AA-9991506	WEST VIRGINIA MINE SUBSIDENCE FUND	XXX	XXX	XXX	XXX	XXX	XXX	XXX	XXX	XXX	XXX	XXX	XXX	XXX	XXX	XXX	XXX	
1099999	Total Authorized - Pools - Mandatory Pools			XXX	XXX	XXX	XXX	XXX	XXX	XXX	XXX	XXX	XXX	XXX	XXX	XXX	XXX	
AA-1126006	Lloyd's Syndicate Number 4472	XXX	XXX	XXX	XXX	XXX	XXX	XXX	XXX	XXX	XXX	XXX	XXX	XXX	XXX	XXX	XXX	
AA-1128987	Lloyd's Syndicate Number 2987	XXX	XXX	XXX	XXX	XXX	XXX	XXX	XXX	XXX	XXX	XXX	XXX	XXX	XXX	XXX	XXX	
AA-3194139	Axis Specialty Ltd	XXX	XXX	XXX	XXX	XXX	XXX	XXX	XXX	XXX	XXX	XXX	XXX	XXX	XXX	XXX	XXX	
AA-1127183	LLOYD'S SYNDICATE NUMBER 1183	XXX	XXX	XXX	XXX	XXX	XXX	XXX	XXX	XXX	XXX	XXX	XXX	XXX	XXX	XXX	XXX	
AA-1120171	Lloyd's Syndicate Number 1856	XXX	XXX	XXX	XXX	XXX	XXX	XXX	XXX	XXX	XXX	XXX	XXX	XXX	XXX	XXX	XXX	
AA-1120084	Lloyd's Syndicate Number 1955	XXX	XXX	XXX	XXX	XXX	XXX	XXX	XXX	XXX	XXX	XXX	XXX	XXX	XXX	XXX	XXX	
AA-1128010	LLOYD'S SYNDICATE NUMBER 2010	XXX	XXX	XXX	XXX	XXX	XXX	XXX	XXX	XXX	XXX	XXX	XXX	XXX	XXX	XXX	XXX	
AA-1128623	Lloyd's Syndicate Number 2623	XXX	XXX	XXX	XXX	XXX	XXX	XXX	XXX	XXX	XXX	XXX	XXX	XXX	XXX	XXX	XXX	
AA-1128791	LLOYD'S SYNDICATE NUMBER 2791	XXX	XXX	XXX	XXX	XXX	XXX	XXX	XXX	XXX	XXX	XXX	XXX	XXX	XXX	XXX	XXX	

ANNUAL STATEMENT FOR THE YEAR 2024 OF THE STATE AUTOMOBILE MUTUAL INSURANCE COMPANY

SCHEDULE F - PART 3 (Continued)

Ceded Reinsurance as of December 31, Current Year (\$000 Omitted)
(Provision for Reinsurance for Certified Reinsurers)

ID Number From Col. 1	Name of Reinsurer From Col. 3	Provision for Certified Reinsurance													Complete if Col. 52 = "No"; Otherwise Enter 0			69 Provision for Overdue Reinsurance Ceded to Certified Reinsurers (Greater of [Col. 62 + Col. 65] or Col.68; not to Exceed Col. 63)
		54	55	56	57	58	59	60	61	62	63	64	65	66	67	68		
		Certified Reinsurer Rating (1 through 6)	Effective Date of Certified Reinsurer Rating	Percent Collateral Required for Full Credit (0% through 100%)	Catastrophe Recoverables Qualifying for Collateral Deferral	Net Recoverables Subject to Collateral Requirements for Full Credit (Col. 19 - Col. 57)	Dollar Amount of Collateral Required (Col. 56 * Col. 58)	Percent of Collateral Provided for Net Recoverables Subject to Collateral Requirements ([Col. 20 + Col. 21 + Col. 22 + Col. 24] / Col. 58)	Percent Credit Allowed on Net Recoverables Subject to Collateral Requirements (Col. 60 / Col. 56, not to exceed 100%)	20% of Recoverable on Paid Losses & LAE Over 90 Days Past Due Amounts in Dispute (Col. 45 * 20%)	Amount of Credit Allowed for Net Recoverables (Col. 57 + [Col. 58 * Col. 61])	Provision for Reinsurance with Certified Reinsurers Due to Collateral Deficiency (Col. 19 - Col. 63)	20% of Recoverable on Paid Losses & LAE Over 90 Days Past Due Amounts Not in Dispute (Col. 47 * 20%)	Total Collateral Provided (Col. 20 + Col. 21 + Col. 22 + Col. 24, not to Exceed Col. 63)	Net Unsecured Recoverable for Which Credit is Allowed (Col. 63 - Col. 66)	20% of Amount in Col. 67		
AA-1126033 ..	LLOYD'S SYNDICATE NUMBER 33	XXX	XXX	XXX	XXX	XXX	XXX	XXX	XXX	XXX	XXX	XXX	XXX	XXX	XXX	XXX	XXX	XXX
AA-1126382 ..	LLOYD'S SYNDICATE NUMBER 382	XXX	XXX	XXX	XXX	XXX	XXX	XXX	XXX	XXX	XXX	XXX	XXX	XXX	XXX	XXX	XXX	XXX
AA-1126005 ..	Lloyd's Syndicate Number 4000	XXX	XXX	XXX	XXX	XXX	XXX	XXX	XXX	XXX	XXX	XXX	XXX	XXX	XXX	XXX	XXX	XXX
AA-1120181 ..	Lloyd's Syndicate Number 5886	XXX	XXX	XXX	XXX	XXX	XXX	XXX	XXX	XXX	XXX	XXX	XXX	XXX	XXX	XXX	XXX	XXX
AA-1126623 ..	LLOYD'S SYNDICATE NUMBER 623	XXX	XXX	XXX	XXX	XXX	XXX	XXX	XXX	XXX	XXX	XXX	XXX	XXX	XXX	XXX	XXX	XXX
AA-1840000 ..	Mapfre Re Compania de Reaseguros SA	XXX	XXX	XXX	XXX	XXX	XXX	XXX	XXX	XXX	XXX	XXX	XXX	XXX	XXX	XXX	XXX	XXX
AA-3190870 ..	Validus Reins Ltd	XXX	XXX	XXX	XXX	XXX	XXX	XXX	XXX	XXX	XXX	XXX	XXX	XXX	XXX	XXX	XXX	XXX
AA-3194168 ..	Aspen Bermuda Ltd	XXX	XXX	XXX	XXX	XXX	XXX	XXX	XXX	XXX	XXX	XXX	XXX	XXX	XXX	XXX	XXX	XXX
AA-1120067 ..	Lloyd's Syndicate Number 4242	XXX	XXX	XXX	XXX	XXX	XXX	XXX	XXX	XXX	XXX	XXX	XXX	XXX	XXX	XXX	XXX	XXX
AA-1128003 ..	LLOYD'S SYNDICATE NUMBER 2003	XXX	XXX	XXX	XXX	XXX	XXX	XXX	XXX	XXX	XXX	XXX	XXX	XXX	XXX	XXX	XXX	XXX
AA-1120182 ..	Lloyd's Syndicate Number 2689	XXX	XXX	XXX	XXX	XXX	XXX	XXX	XXX	XXX	XXX	XXX	XXX	XXX	XXX	XXX	XXX	XXX
AA-1128001 ..	LLOYD'S SYNDICATE NUMBER 2001	XXX	XXX	XXX	XXX	XXX	XXX	XXX	XXX	XXX	XXX	XXX	XXX	XXX	XXX	XXX	XXX	XXX
12999999. Total Authorized - Other Non-U.S. Insurers				XXX	XXX	XXX	XXX	XXX	XXX	XXX	XXX	XXX	XXX	XXX	XXX	XXX	XXX	XXX
14999999. Total Authorized Excluding Protected Cells (Sum of 08999999, 09999999, 10999999, 11999999 and 12999999)				XXX	XXX	XXX	XXX	XXX	XXX	XXX	XXX	XXX	XXX	XXX	XXX	XXX	XXX	XXX
18999999. Total Unauthorized - Affiliates - U.S. Non-Pool				XXX	XXX	XXX	XXX	XXX	XXX	XXX	XXX	XXX	XXX	XXX	XXX	XXX	XXX	XXX
21999999. Total Unauthorized - Affiliates - Other (Non-U.S.)				XXX	XXX	XXX	XXX	XXX	XXX	XXX	XXX	XXX	XXX	XXX	XXX	XXX	XXX	XXX
22999999. Total Unauthorized - Affiliates				XXX	XXX	XXX	XXX	XXX	XXX	XXX	XXX	XXX	XXX	XXX	XXX	XXX	XXX	XXX
AA-3190829 ..	Markel Bermuda Ltd	XXX	XXX	XXX	XXX	XXX	XXX	XXX	XXX	XXX	XXX	XXX	XXX	XXX	XXX	XXX	XXX	XXX
AA-3194128 ..	Allied World Assurance Co Ltd	XXX	XXX	XXX	XXX	XXX	XXX	XXX	XXX	XXX	XXX	XXX	XXX	XXX	XXX	XXX	XXX	XXX
AA-3190932 ..	Argo Re	XXX	XXX	XXX	XXX	XXX	XXX	XXX	XXX	XXX	XXX	XXX	XXX	XXX	XXX	XXX	XXX	XXX
AA-3190060 ..	Hannover Re (Bermuda) Ltd	XXX	XXX	XXX	XXX	XXX	XXX	XXX	XXX	XXX	XXX	XXX	XXX	XXX	XXX	XXX	XXX	XXX
AA-1460019 ..	MS Amlin AG	XXX	XXX	XXX	XXX	XXX	XXX	XXX	XXX	XXX	XXX	XXX	XXX	XXX	XXX	XXX	XXX	XXX
AA-1340004 ..	R V Versicherung AG	XXX	XXX	XXX	XXX	XXX	XXX	XXX	XXX	XXX	XXX	XXX	XXX	XXX	XXX	XXX	XXX	XXX
AA-5324100 ..	Taiping Reins Co Ltd	XXX	XXX	XXX	XXX	XXX	XXX	XXX	XXX	XXX	XXX	XXX	XXX	XXX	XXX	XXX	XXX	XXX
AA-3191315 ..	XL Bermuda Ltd	XXX	XXX	XXX	XXX	XXX	XXX	XXX	XXX	XXX	XXX	XXX	XXX	XXX	XXX	XXX	XXX	XXX
AA-1460006 ..	Validus Reins (Switzerland) Ltd	XXX	XXX	XXX	XXX	XXX	XXX	XXX	XXX	XXX	XXX	XXX	XXX	XXX	XXX	XXX	XXX	XXX
AA-3194161 ..	Catlin Ins Co Ltd	XXX	XXX	XXX	XXX	XXX	XXX	XXX	XXX	XXX	XXX	XXX	XXX	XXX	XXX	XXX	XXX	XXX
AA-9240012 ..	China Property and Casualty Re Co Ltd	XXX	XXX	XXX	XXX	XXX	XXX	XXX	XXX	XXX	XXX	XXX	XXX	XXX	XXX	XXX	XXX	XXX
26999999. Total Unauthorized - Other Non-U.S. Insurers				XXX	XXX	XXX	XXX	XXX	XXX	XXX	XXX	XXX	XXX	XXX	XXX	XXX	XXX	XXX
28999999. Total Unauthorized Excluding Protected Cells (Sum of 22999999, 23999999, 24999999, 25999999 and 26999999)				XXX	XXX	XXX	XXX	XXX	XXX	XXX	XXX	XXX	XXX	XXX	XXX	XXX	XXX	XXX
32999999. Total Certified - Affiliates - U.S. Non-Pool				XXX				XXX	XXX									
35999999. Total Certified - Affiliates - Other (Non-U.S.)				XXX				XXX	XXX									
36999999. Total Certified - Affiliates				XXX				XXX	XXX									
CR-1340125 ..	Hannover Rueck SE	2	07/01/2015	10.0														
40999999. Total Certified - Other Non-U.S. Insurers				XXX				XXX	XXX									
42999999. Total Certified Excluding Protected Cells (Sum of 36999999, 37999999, 38999999, 39999999 and 40999999)				XXX				XXX	XXX									
46999999. Total Reciprocal Jurisdiction - Affiliates - U.S. Non-Pool				XXX	XXX	XXX	XXX	XXX	XXX	XXX	XXX	XXX	XXX	XXX	XXX	XXX	XXX	XXX
49999999. Total Reciprocal Jurisdiction - Affiliates - Other (Non-U.S.)				XXX	XXX	XXX	XXX	XXX	XXX	XXX	XXX	XXX	XXX	XXX	XXX	XXX	XXX	XXX

ANNUAL STATEMENT FOR THE YEAR 2024 OF THE STATE AUTOMOBILE MUTUAL INSURANCE COMPANY

SCHEDULE F - PART 3 (Continued)

Ceded Reinsurance as of December 31, Current Year (\$000 Omitted)
(Provision for Reinsurance for Certified Reinsurers)

ID Number From Col. 1	Name of Reinsurer From Col. 3	Provision for Certified Reinsurance															
		54 Certified Reinsurer Rating (1 through 6)	55 Effective Date of Certified Reinsurer Rating	56 Percent Collateral Required for Full Credit (0% through 100%)	57 Catastrophe Recoverables Qualifying for Collateral Deferral	58 Net Recoverables Subject to Collateral Requirements for Full Credit (Col. 19 - Col. 57)	59 Dollar Amount of Collateral Required (Col. 56 * Col. 58)	60 Percent of Collateral Provided for Net Recoverables Subject to Collateral Requirements ([Col. 20 + Col. 21 + Col. 22 + Col. 24] / Col. 58)	61 Percent Credit Allowed on Net Recoverables Subject to Collateral Requirements (Col. 60 / Col. 56, not to exceed 100%)	62 20% of Recoverable on Paid Losses & LAE Over 90 Days Past Due Amounts in Dispute (Col. 45 * 20%)	63 Amount of Credit Allowed for Net Recoverables (Col. 57 + [Col. 58 * Col. 61])	64 Provision for Reinsurance with Certified Reinsurers Due to Collateral Deficiency (Col. 19 - Col. 63)	65 20% of Recoverable on Paid Losses & LAE Over 90 Days Past Due Amounts Not in Dispute (Col. 47 * 20%)	Complete if Col. 52 = "No"; Otherwise Enter 0			69 Provision for Overdue Reinsurance Ceded to Certified Reinsurers (Greater of [Col. 62 + Col. 65] or Col.68; not to Exceed Col. 63)
														66 Total Collateral Provided (Col. 20 + Col. 21 + Col. 22 + Col. 24, not to Exceed Col. 63)	67 Net Unsecured Recoverable for Which Credit is Allowed (Col. 63 - Col. 66)	68 20% of Amount in Col. 67	
5099999. Total Reciprocal Jurisdiction - Affiliates				XXX	XXX	XXX	XXX	XXX	XXX	XXX	XXX	XXX	XXX	XXX	XXX	XXX	
5699999. Total Reciprocal Jurisdiction Excluding Protected Cells (Sum of 5099999, 5199999, 5299999, 5399999 and 5499999)				XXX	XXX	XXX	XXX	XXX	XXX	XXX	XXX	XXX	XXX	XXX	XXX	XXX	
5799999. Total Authorized, Unauthorized, Reciprocal Jurisdiction and Certified Excluding Protected Cells (Sum of 1499999, 2899999, 4299999 and 5699999)				XXX				XXX	XXX								
5899999. Total Protected Cells (Sum of 1399999, 2799999, 4199999 and 5599999)				XXX				XXX	XXX								
9999999 Totals				XXX				XXX	XXX								

ANNUAL STATEMENT FOR THE YEAR 2024 OF THE STATE AUTOMOBILE MUTUAL INSURANCE COMPANY

SCHEDULE F - PART 3 (Continued)

Ceded Reinsurance as of December 31, Current Year (\$000 Omitted)
(Total Provision for Reinsurance)

ID Number From Col. 1	Name of Reinsurer From Col. 3	70 20% of Recoverable on Paid Losses & LAE Over 90 Days past Due Amounts Not in Dispute (Col. 47 * 20%)	Provision for Unauthorized Reinsurance		Provision for Overdue Authorized and Reciprocal Jurisdiction Reinsurance		Total Provision for Reinsurance			
			71	72	73	74	75	76	77	78
			Provision for Reinsurance with Unauthorized Reinsurers Due to Collateral Deficiency (Col. 26)	Provision for Overdue Reinsurance from Unauthorized Reinsurers and Amounts in Dispute (Col. 70 + 20% of the Amount in Col. 16)	Complete if Col. 52 = "Yes"; Otherwise Enter 0 20% of Recoverable on Paid Losses & LAE Over 90 Days Past Due Amounts Not in Dispute + 20% of Amounts in Dispute ([Col. 47 * 20%] + [Col. 45 * 20%])	Complete if Col. 52 = "No"; Otherwise Enter 0 Greater of 20% of Net Recoverable Net of Funds Held & Collateral, or 20% of Recoverable on Paid Losses & LAE Over 90 Days Past Due (Greater of Col. 26 * 20% or Cols. [40 + 41] * 20%)	Provision for Amounts Ceded to Authorized and Reciprocal Jurisdiction Reinsurers (Cols. 73 + 74)	Provision for Amounts Ceded to Unauthorized Reinsurers (Cols. 71 + 72 Not in Excess of Col. 15)	Provision for Amounts Ceded to Certified Reinsurers (Cols. 64 + 69)	Total Provision for Reinsurance (Cols. 75 + 76 + 77)
04-1543470 ..	LIBERTY MUT INS CO		XXX.....	XXX.....				XXX.....	XXX.....	
0199999 ..	Total Authorized - Affiliates - U.S. Intercompany Pooling		XXX.....	XXX.....				XXX.....	XXX.....	
04-1543470 ..	LIBERTY MUT INS CO		XXX.....	XXX.....				XXX.....	XXX.....	
0399999 ..	Total Authorized - Affiliates - U.S. Non-Pool - Other		XXX.....	XXX.....				XXX.....	XXX.....	
0499999 ..	Total Authorized - Affiliates - U.S. Non-Pool		XXX.....	XXX.....				XXX.....	XXX.....	
0799999 ..	Total Authorized - Affiliates - Other (Non-U.S.)		XXX.....	XXX.....				XXX.....	XXX.....	
0899999 ..	Total Authorized - Affiliates		XXX.....	XXX.....				XXX.....	XXX.....	
06-1182357 ..	ALLIED WORLD INS CO		XXX.....	XXX.....				XXX.....	XXX.....	
13-2918573 ..	TOA RE INS CO OF AMER		XXX.....	XXX.....				XXX.....	XXX.....	
13-3031176 ..	PARTNER REINS CO OF THE US		XXX.....	XXX.....				XXX.....	XXX.....	
13-4924125 ..	MUNICH REINS AMER INC		XXX.....	XXX.....				XXX.....	XXX.....	
13-5616275 ..	TRANSATLANTIC REINS CO		XXX.....	XXX.....				XXX.....	XXX.....	
23-1641984 ..	QBE REINS CORP		XXX.....	XXX.....				XXX.....	XXX.....	
35-2293075 ..	ENDURANCE ASSUR CORP		XXX.....	XXX.....				XXX.....	XXX.....	
51-0434766 ..	AXIS REINS CO		XXX.....	XXX.....				XXX.....	XXX.....	
75-1444207 ..	SCOR REINS CO		XXX.....	XXX.....				XXX.....	XXX.....	
36-2661954 ..	AMERICAN AGRICULTURAL INS CO		XXX.....	XXX.....				XXX.....	XXX.....	
42-0234980 ..	EMPLOYERS MUT CAS CO		XXX.....	XXX.....				XXX.....	XXX.....	
22-2005057 ..	EVEREST REINS CO		XXX.....	XXX.....				XXX.....	XXX.....	
13-2673100 ..	GENERAL REINS CORP		XXX.....	XXX.....				XXX.....	XXX.....	
06-0384680 ..	HARTFORD STEAM BOIL INSPEC & INS CO		XXX.....	XXX.....				XXX.....	XXX.....	
47-0698507 ..	ODYSSEY REINS CO		XXX.....	XXX.....				XXX.....	XXX.....	
42-0429710 ..	DEVELOPERS SURETY & IND CO		XXX.....	XXX.....				XXX.....	XXX.....	
0999999 ..	Total Authorized - Other U.S. Unaffiliated Insurers		XXX.....	XXX.....				XXX.....	XXX.....	
AA-9991500 ..	ILLINOIS MINE SUBSIDENCE FUND		XXX.....	XXX.....				XXX.....	XXX.....	
AA-9991159 ..	MICHIGAN CATASTROPHIC CLAIMS ASSN		XXX.....	XXX.....				XXX.....	XXX.....	
41-1357750 ..	WORKERS COMPENSATION REINS ASSN		XXX.....	XXX.....				XXX.....	XXX.....	
AA-9991501 ..	INDIANA MINE SUBSIDENCE FUND		XXX.....	XXX.....				XXX.....	XXX.....	
AA-9991502 ..	KENTUCKY MINE SUBSIDENCE FUND		XXX.....	XXX.....				XXX.....	XXX.....	
AA-9991503 ..	OHIO MINE SUBSIDENCE FUND		XXX.....	XXX.....				XXX.....	XXX.....	
AA-9991506 ..	WEST VIRGINIA MINE SUBSIDENCE FUND		XXX.....	XXX.....				XXX.....	XXX.....	
1099999 ..	Total Authorized - Pools - Mandatory Pools		XXX.....	XXX.....				XXX.....	XXX.....	
AA-1126006 ..	Lloyd's Syndicate Number 4472		XXX.....	XXX.....				XXX.....	XXX.....	
AA-1128987 ..	Lloyd's Syndicate Number 2987		XXX.....	XXX.....				XXX.....	XXX.....	
AA-3194139 ..	Axis Specialty Ltd		XXX.....	XXX.....				XXX.....	XXX.....	
AA-1127183 ..	LLOYD'S SYNDICATE NUMBER 1183		XXX.....	XXX.....				XXX.....	XXX.....	
AA-1120171 ..	Lloyd's Syndicate Number 1856		XXX.....	XXX.....				XXX.....	XXX.....	
AA-1120084 ..	Lloyd's Syndicate Number 1955		XXX.....	XXX.....				XXX.....	XXX.....	
AA-1128010 ..	LLOYD'S SYNDICATE NUMBER 2010		XXX.....	XXX.....				XXX.....	XXX.....	
AA-1128623 ..	Lloyd's Syndicate Number 2623		XXX.....	XXX.....				XXX.....	XXX.....	

ANNUAL STATEMENT FOR THE YEAR 2024 OF THE STATE AUTOMOBILE MUTUAL INSURANCE COMPANY

SCHEDULE F - PART 3 (Continued)

Ceded Reinsurance as of December 31, Current Year (\$000 Omitted)
(Total Provision for Reinsurance)

ID Number From Col. 1	Name of Reinsurer From Col. 3	70 20% of Recoverable on Paid Losses & LAE Over 90 Days past Due Amounts Not in Dispute (Col. 47 * 20%)	Provision for Unauthorized Reinsurance		Provision for Overdue Authorized and Reciprocal Jurisdiction Reinsurance		Total Provision for Reinsurance			
			71	72	73 Complete if Col. 52 = "Yes"; Otherwise Enter 0	74 Complete if Col. 52 = "No"; Otherwise Enter 0	75	76	77	78
			Provision for Reinsurance with Unauthorized Reinsurers Due to Collateral Deficiency (Col. 26)	Provision for Overdue Reinsurance from Unauthorized Reinsurers and Amounts in Dispute (Col. 70 + 20% of the Amount in Col. 16)	20% of Recoverable on Paid Losses & LAE Over 90 Days Past Due Amounts Not in Dispute + 20% of Amounts in Dispute ([Col. 47 * 20%] + [Col. 45 * 20%])	Greater of 20% of Net Recoverable Net of Funds Held & Collateral, or 20% of Recoverable on Paid Losses & LAE Over 90 Days Past Due (Greater of Col. 26 * 20% or Cols. [40 + 41] * 20%)	Provision for Amounts Ceded to Authorized and Reciprocal Jurisdiction Reinsurers (Cols. 73 + 74)	Provision for Amounts Ceded to Unauthorized Reinsurers (Cols. 71 + 72 Not in Excess of Col. 15)	Provision for Amounts Ceded to Certified Reinsurers (Cols. 64 + 69)	Total Provision for Reinsurance (Cols. 75 + 76 + 77)
AA-1128791 ..	LLOYD'S SYNDICATE NUMBER 2791		XXX.....	XXX.....	XXX.....	XXX.....
AA-1126033 ..	LLOYD'S SYNDICATE NUMBER 33		XXX.....	XXX.....	XXX.....	XXX.....
AA-1126382 ..	LLOYD'S SYNDICATE NUMBER 382		XXX.....	XXX.....	XXX.....	XXX.....
AA-1126005 ..	Lloyd's Syndicate Number 4000		XXX.....	XXX.....	XXX.....	XXX.....
AA-1120181 ..	Lloyd's Syndicate Number 5886		XXX.....	XXX.....	XXX.....	XXX.....
AA-1126623 ..	LLOYD'S SYNDICATE NUMBER 623		XXX.....	XXX.....	XXX.....	XXX.....
AA-1840000 ..	Mapfre Re Compania de Reaseguros SA		XXX.....	XXX.....	XXX.....	XXX.....
AA-3190870 ..	Validus Reins Ltd		XXX.....	XXX.....	XXX.....	XXX.....
AA-3194168 ..	Aspen Bermuda Ltd		XXX.....	XXX.....	XXX.....	XXX.....
AA-1120067 ..	Lloyd's Syndicate Number 4242		XXX.....	XXX.....	XXX.....	XXX.....
AA-1128003 ..	LLOYD'S SYNDICATE NUMBER 2003		XXX.....	XXX.....	XXX.....	XXX.....
AA-1120182 ..	Lloyd's Syndicate Number 2689		XXX.....	XXX.....	XXX.....	XXX.....
AA-1128001 ..	LLOYD'S SYNDICATE NUMBER 2001		XXX.....	XXX.....	XXX.....	XXX.....
1299999. Total Authorized - Other Non-U.S. Insurers			XXX	XXX				XXX	XXX	
1499999. Total Authorized Excluding Protected Cells (Sum of 0899999, 0999999, 1099999, 1199999 and 1299999)			XXX	XXX				XXX	XXX	
1899999. Total Unauthorized - Affiliates - U.S. Non-Pool					XXX	XXX	XXX		XXX	
2199999. Total Unauthorized - Affiliates - Other (Non-U.S.)					XXX	XXX	XXX		XXX	
2299999. Total Unauthorized - Affiliates					XXX	XXX	XXX		XXX	
AA-3190829 ..	Markel Bermuda Ltd				XXX.....	XXX.....	XXX.....		XXX.....	
AA-3194128 ..	Allied World Assurance Co Ltd				XXX.....	XXX.....	XXX.....		XXX.....	
AA-3190932 ..	Argo Re				XXX.....	XXX.....	XXX.....		XXX.....	
AA-3190060 ..	Hannover Re (Bermuda) Ltd				XXX.....	XXX.....	XXX.....		XXX.....	
AA-1460019 ..	MS Amlin AG				XXX.....	XXX.....	XXX.....		XXX.....	
AA-1340004 ..	R V Versicherung AG				XXX.....	XXX.....	XXX.....		XXX.....	
AA-5324100 ..	Taiping Reins Co Ltd				XXX.....	XXX.....	XXX.....		XXX.....	
AA-3191315 ..	XL Bermuda Ltd				XXX.....	XXX.....	XXX.....		XXX.....	
AA-1460006 ..	Validus Reins (Switzerland) Ltd				XXX.....	XXX.....	XXX.....		XXX.....	
AA-3194161 ..	Catlin Ins Co Ltd				XXX.....	XXX.....	XXX.....		XXX.....	
AA-9240012 ..	China Property and Casualty Re Co Ltd				XXX.....	XXX.....	XXX.....		XXX.....	
2699999. Total Unauthorized - Other Non-U.S. Insurers					XXX	XXX	XXX		XXX	
2899999. Total Unauthorized Excluding Protected Cells (Sum of 2299999, 2399999, 2499999, 2599999 and 2699999)					XXX	XXX	XXX		XXX	
3299999. Total Certified - Affiliates - U.S. Non-Pool		XXX	XXX	XXX	XXX	XXX	XXX	XXX		
3599999. Total Certified - Affiliates - Other (Non-U.S.)		XXX	XXX	XXX	XXX	XXX	XXX	XXX		
3699999. Total Certified - Affiliates		XXX	XXX	XXX	XXX	XXX	XXX	XXX		
CR-1340125 ..	Hannover Rueck SE	XXX	XXX	XXX	XXX	XXX	XXX	XXX		
4099999. Total Certified - Other Non-U.S. Insurers		XXX	XXX	XXX	XXX	XXX	XXX	XXX		
4299999. Total Certified Excluding Protected Cells (Sum of 3699999, 3799999, 3899999, 3999999 and 4099999)		XXX	XXX	XXX	XXX	XXX	XXX	XXX		

ANNUAL STATEMENT FOR THE YEAR 2024 OF THE STATE AUTOMOBILE MUTUAL INSURANCE COMPANY

SCHEDULE F - PART 3 (Continued)

Ceded Reinsurance as of December 31, Current Year (\$000 Omitted)
(Total Provision for Reinsurance)

ID Number From Col. 1	Name of Reinsurer From Col. 3	70 20% of Recoverable on Paid Losses & LAE Over 90 Days past Due Amounts Not in Dispute (Col. 47 * 20%)	Provision for Unauthorized Reinsurance		Provision for Overdue Authorized and Reciprocal Jurisdiction Reinsurance		Total Provision for Reinsurance			
			71	72	73 Complete if Col. 52 = "Yes"; Otherwise Enter 0 20% of Recoverable on Paid Losses & LAE Over 90 Days Past Due Amounts Not in Dispute + 20% of Amounts in Dispute ([Col. 47 * 20%] + [Col. 45 * 20%])	74 Complete if Col. 52 = "No"; Otherwise Enter 0 Greater of 20% of Net Recoverable Net of Funds Held & Collateral, or 20% of Recoverable on Paid Losses & LAE Over 90 Days Past Due (Greater of Col. 26 * 20% or Cols. [40 + 41] * 20%)	75 Provision for Amounts Ceded to Authorized and Reciprocal Jurisdiction Reinsurers (Cols. 73 + 74)	76 Provision for Amounts Ceded to Unauthorized Reinsurers (Cols. 71 + 72 Not in Excess of Col. 15)	77 Provision for Amounts Ceded to Certified Reinsurers (Cols. 64 + 69)	78 Total Provision for Reinsurance (Cols. 75 + 76 + 77)
4699999. Total Reciprocal Jurisdiction - Affiliates - U.S. Non-Pool			XXX	XXX				XXX	XXX	
4999999. Total Reciprocal Jurisdiction - Affiliates - Other (Non-U.S.)			XXX	XXX				XXX	XXX	
5099999. Total Reciprocal Jurisdiction - Affiliates			XXX	XXX				XXX	XXX	
5699999. Total Reciprocal Jurisdiction Excluding Protected Cells (Sum of 5099999, 5199999, 5299999, 5399999 and 5499999)			XXX	XXX				XXX	XXX	
5799999. Total Authorized, Unauthorized, Reciprocal Jurisdiction and Certified Excluding Protected Cells (Sum of 1499999, 2899999, 4299999 and 5699999)										
5899999. Total Protected Cells (Sum of 1399999, 2799999, 4199999 and 5599999)										
9999999 Totals										

ANNUAL STATEMENT FOR THE YEAR 2024 OF THE STATE AUTOMOBILE MUTUAL INSURANCE COMPANY

SCHEDULE F - PART 4

Issuing or Confirming Banks for Letters of Credit from Schedule F, Part 3 (\$000 Omitted)

1 Issuing or Confirming Bank Reference Number Used in Col. 23 of Sch F Part 3	2 Letters of Credit Code	3 American Bankers Association (ABA) Routing Number	4 Issuing or Confirming Bank Name	5 Letters of Credit Amount
			NONE	
Total				

ANNUAL STATEMENT FOR THE YEAR 2024 OF THE STATE AUTOMOBILE MUTUAL INSURANCE COMPANY

SCHEDULE F - PART 5

Interrogatories for Schedule F, Part 3 (000 Omitted)

A. Report the five largest provisional commission rates included in the cedant's reinsurance treaties. The commission rate to be reported is by contract with ceded premium in excess of \$50,000:

	1	2	3
	Name of Reinsurer	Commission Rate	Ceded Premium
1.			
2.			
3.			
4.			
5.			

B. Report the five largest reinsurance recoverables reported in Schedule F, Part 3, Column 15, due from any one reinsurer (based on the total recoverables, Schedule F, Part 3,Line 9999999, Column 15), the amount of ceded premium, and indicate whether the recoverables are due from an affiliated insurer.

	1	2	3	4
	Name of Reinsurer	Total Recoverables	Ceded Premiums	Affiliated
6.	LIBERTY MUTUAL INSURANCE COMPANY	1,753,740	915,747	Yes [X] No []
7.				Yes [] No []
8.				Yes [] No []
9.				Yes [] No []
10.				Yes [] No []

NOTE: Disclosure of the five largest provisional commission rates should exclude mandatory pools and joint underwriting associations.

SCHEDULE F - PART 6

Restatement of Balance Sheet to Identify Net Credit for Reinsurance

	1 As Reported (Net of Ceded)	2 Restatement Adjustments	3 Restated (Gross of Ceded)
ASSETS (Page 2, Col. 3)			
1. Cash and invested assets (Line 12)	557,429,516		557,429,516
2. Premiums and considerations (Line 15)	34,744		34,744
3. Reinsurance recoverable on loss and loss adjustment expense payments (Line 16.1)	69,056,761	(68,891,822)	164,939
4. Funds held by or deposited with reinsured companies (Line 16.2)			
5. Other assets	67,854,448		67,854,448
6. Net amount recoverable from reinsurers		1,664,433,861	1,664,433,861
7. Protected cell assets (Line 27)			
8. Totals (Line 28)	694,375,469	1,595,542,039	2,289,917,508
LIABILITIES (Page 3)			
9. Losses and loss adjustment expenses (Lines 1 through 3)	5,772,578	1,252,522,110	1,258,294,688
10. Taxes, expenses, and other obligations (Lines 4 through 8)			
11. Unearned premiums (Line 9)		432,326,077	432,326,077
12. Advance premiums (Line 10)			
13. Dividends declared and unpaid (Line 11.1 and 11.2)			
14. Ceded reinsurance premiums payable (net of ceding commissions (Line 12)	89,306,148	(89,306,148)	
15. Funds held by company under reinsurance treaties (Line 13)			
16. Amounts withheld or retained by company for account of others (Line 14)	34,579		34,579
17. Provision for reinsurance (Line 16)			
18. Other liabilities	25,907,477		25,907,477
19. Total liabilities excluding protected cell business (Line 26)	121,020,782	1,595,542,038	1,716,562,820
20. Protected cell liabilities (Line 27)			
21. Surplus as regards policyholders (Line 37)	573,354,687	XXX	573,354,687
22. Totals (Line 38)	694,375,469	1,595,542,038	2,289,917,507

NOTE: Is the restatement of this exhibit the result of grossing up balances ceded to affiliates under 100 percent reinsurance or pooling arrangements?

Yes [X] No []

If yes, give full explanation: Please refer to Financial Statement Note 26.

SCHEDULE H - ACCIDENT AND HEALTH EXHIBIT

PART 1 - ANALYSIS OF UNDERWRITING OPERATIONS

	Total		Comprehensive (Hospital and Medical) Individual		Comprehensive (Hospital and Medical) Group		Medicare Supplement		Vision Only		Dental Only		Federal Employees Health Benefits Plan	
	1 Amount	2 %	3 Amount	4 %	5 Amount	6 %	7 Amount	8 %	9 Amount	10 %	11 Amount	12 %	13 Amount	14 %
1. Premiums written		XXX		XXX		XXX		XXX		XXX		XXX		XXX
2. Premiums earned		XXX		XXX		XXX		XXX		XXX		XXX		XXX
3. Incurred claims														
4. Cost containment expenses														
5. Incurred claims and cost containment expenses (Lines 3 and 4)														
6. Increase in contract reserves														
7. Commissions (a)														
8. Other general insurance expenses														
9. Taxes, licenses and fees														
10. Total other expenses incurred														
11. Aggregate write-ins for deductions														
12. Gain from underwriting before dividends or refunds .														
13. Dividends or refunds														
14. Gain from underwriting after dividends or refunds														
DETAILS OF WRITE-INS														
1101.														
1102.														
1103.														
1198. Summary of remaining write-ins for Line 11 from overflow page														
1199. Totals (Lines 1101 through 1103 plus 1198)(Line 11 above)														

	Medicare Title XVIII		Medicaid Title XIX		Credit A&H		Disability Income		Long-Term Care		Other Health	
	15 Amount	16 %	17 Amount	18 %	19 Amount	20 %	21 Amount	22 %	23 Amount	24 %	25 Amount	26 %
1. Premiums written		XXX		XXX		XXX		XXX		XXX		XXX
2. Premiums earned		XXX		XXX		XXX		XXX		XXX		XXX
3. Incurred claims												
4. Cost containment expenses												
5. Incurred claims and cost containment expenses (Lines 3 and 4)												
6. Increase in contract reserves												
7. Commissions (a)												
8. Other general insurance expenses												
9. Taxes, licenses and fees												
10. Total other expenses incurred												
11. Aggregate write-ins for deductions												
12. Gain from underwriting before dividends or refunds .												
13. Dividends or refunds												
14. Gain from underwriting after dividends or refunds												
DETAILS OF WRITE-INS												
1101.												
1102.												
1103.												
1198. Summary of remaining write-ins for Line 11 from overflow page												
1199. Totals (Lines 1101 through 1103 plus 1198)(Line 11 above)												

(a) Includes \$ reported as "Contract, membership and other fees retained by agents."

ANNUAL STATEMENT FOR THE YEAR 2024 OF THE STATE AUTOMOBILE MUTUAL INSURANCE COMPANY

SCHEDULE H - ACCIDENT AND HEALTH EXHIBIT (Continued)

PART 2. - RESERVES AND LIABILITIES

	1	2	3	4	5	6	7	8	9	10	11	12	13
	Total	Comprehensive (Hospital and Medical) Individual	Comprehensive (Hospital and Medical) Group	Medicare Supplement	Vision Only	Dental Only	Federal Employees Health Benefits Plan	Medicare Title XVIII	Medicaid Title XIX	Credit A&H	Disability Income	Long-Term Care	Other Health
A. Premium Reserves:													
1. Unearned premiums													
2. Advance premiums													
3. Reserve for rate credits													
4. Total premium reserves, current year													
5. Total premium reserves, prior year													
6. Increase in total premium reserves													
B. Contract Reserves:													
1. Additional reserves (a)													
2. Reserve for future contingent benefits													
3. Total contract reserves, current year													
4. Total contract reserves, prior year													
5. Increase in contract reserves													
C. Claim Reserves and Liabilities:													
1. Total current year													
2. Total prior year													
3. Increase													

PART 3. - TEST OF PRIOR YEAR'S CLAIM RESERVES AND LIABILITIES

	1	2	3	4	5	6	7	8	9	10	11	12	13
	Total	Comprehensive (Hospital and Medical) Individual	Comprehensive (Hospital and Medical) Group	Medicare Supplement	Vision Only	Dental Only	Federal Employees Health Benefits Plan	Medicare Title XVIII	Medicaid Title XIX	Credit A&H	Disability Income	Long-Term Care	Other Health
1. Claims paid during the year:													
1.1 On claims incurred prior to current year													
1.2 On claims incurred during current year													
2. Claim reserves and liabilities, December 31, current year:													
2.1 On claims incurred prior to current year													
2.2 On claims incurred during current year													
3. Test:													
3.1 Lines 1.1 and 2.1													
3.2 Claim reserves and liabilities, December 31, prior year													
3.3 Line 3.1 minus Line 3.2													

PART 4. - REINSURANCE

	1	2	3	4	5	6	7	8	9	10	11	12	13
	Total	Comprehensive (Hospital and Medical) Individual	Comprehensive (Hospital and Medical) Group	Medicare Supplement	Vision Only	Dental Only	Federal Employees Health Benefits Plan	Medicare Title XVIII	Medicaid Title XIX	Credit A&H	Disability Income	Long-Term Care	Other Health
A. Reinsurance Assumed:													
1. Premiums written													
2. Premiums earned													
3. Incurred claims													
4. Commissions													
B. Reinsurance Ceded:													
1. Premiums written	1,234												1,234
2. Premiums earned	535												535
3. Incurred claims													
4. Commissions	72												72

(a) Includes \$ premium deficiency reserve.

ANNUAL STATEMENT FOR THE YEAR 2024 OF THE STATE AUTOMOBILE MUTUAL INSURANCE COMPANY

SCHEDULE H - PART 5 - HEALTH CLAIMS

	1	2	3	4	5	6	7	8	9	10	11	12	13
	Comprehensive (Hospital and Medical) Individual	Comprehensive (Hospital and Medical) Group	Medicare Supplement	Vision Only	Dental Only	Federal Employees Health Benefits Plan	Medicare Title XVIII	Medicaid Title XIX	Credit A&H	Disability Income	Long-Term Care	Other Health	Total
A. Direct:													
1. Incurred claims													
2. Beginning claim reserves and liabilities												2,549	2,549
3. Ending claim reserves and liabilities												2,549	2,549
4. Claims paid													
B. Assumed Reinsurance:													
1. Incurred claims													
2. Beginning claim reserves and liabilities													
3. Ending claim reserves and liabilities													
4. Claims paid													
C. Ceded Reinsurance:													
1. Incurred claims													
2. Beginning claim reserves and liabilities												2,549	2,549
3. Ending claim reserves and liabilities												2,549	2,549
4. Claims paid													
D. Net:													
1. Incurred claims													
2. Beginning claim reserves and liabilities													
3. Ending claim reserves and liabilities													
4. Claims paid													
E. Net Incurred Claims and Cost Containment Expenses:													
1. Incurred claims and cost containment expenses													
2. Beginning reserves and liabilities													
3. Ending reserves and liabilities													
4. Paid claims and cost containment expenses													

Schedule P - Part 1A - Homeowners/Farmowners
N O N E

Schedule P - Part 1B - Private Passenger Auto Liability/Medical
N O N E

Schedule P - Part 1C - Commercial Auto/Truck Liability/Medical
N O N E

Schedule P - Part 1D - Workers' Compensation (Excluding Excess Workers' Compensation)
N O N E

Schedule P - Part 1E - Commercial Multiple Peril
N O N E

Schedule P - Part 1F - Section 1 - Medical Professional Liability - Occurrence
N O N E

Schedule P - Part 1F - Section 2 - Medical Professional Liability - Claims-Made
N O N E

Schedule P - Part 1G - Special Liability (Ocean Marine, Aircraft (all perils), Boiler and Machinery)
N O N E

Schedule P - Part 1H - Section 1 - Other Liability - Occurrence
N O N E

Schedule P - Part 1H - Section 2 - Other Liability - Claims-Made
N O N E

Schedule P - Part 1I - Special Property (Fire, Allied Lines...)
N O N E

Schedule P - Part 1J - Auto Physical Damage
N O N E

Schedule P - Part 1K - Fidelity/Surety
N O N E

Schedule P - Part 1L - Other (Including Credit, Accident and Health)
N O N E

Schedule P - Part 1M - International

N O N E

Schedule P - Part 1N - Reinsurance - Nonproportional Assumed Property

N O N E

Schedule P - Part 1O - Reinsurance - Nonproportional Assumed Liability

N O N E

Schedule P - Part 1P - Reinsurance - Nonproportional Assumed Financial Lines

N O N E

Schedule P - Part 1R - Section 1 - Products Liability - Occurrence

N O N E

Schedule P - Part 1R - Section 2 - Products Liability - Claims-Made

N O N E

Schedule P - Part 1S - Financial Guaranty/Mortgage Guaranty

N O N E

Schedule P - Part 1T - Warranty

N O N E

Schedule P - Part 1U - Pet Insurance Plans

N O N E

Schedule P - Part 2A - Homeowners/Farmowners

N O N E

Schedule P - Part 2B - Private Passenger Auto Liability/Medical

N O N E

Schedule P - Part 2C - Commercial Auto/Truck Liability/Medical

N O N E

Schedule P - Part 2D - Workers' Compensation (Excluding Excess Workers' Compensation)

N O N E

Schedule P - Part 2E - Commercial Multiple Peril

N O N E

Schedule P - Part 2F - Section 1 - Medical Professional Liability - Occurrence

N O N E

Schedule P - Part 2F - Section 2 - Medical Professional Liability - Claims-Made

N O N E

Schedule P - Part 2G - Special Liability (Ocean Marine, Aircraft (all perils), Boiler and Machinery)

N O N E

Schedule P - Part 2H - Section 1 - Other Liability - Occurrence

N O N E

Schedule P - Part 2H - Section 2- Other Liability - Claims-Made

N O N E

Schedule P - Part 2I - Special Property

N O N E

Schedule P - Part 2J - Auto Physical Damage

N O N E

Schedule P - Part 2K - Fidelity/Surety

N O N E

Schedule P - Part 2L - Other (Including Credit, Accident and Health)

N O N E

Schedule P - Part 2M - International

N O N E

Schedule P - Part 2N - Reinsurance - Nonproportional Assumed Property

N O N E

Schedule P - Part 2O - Reinsurance - Nonproportional Assumed Liability

N O N E

Schedule P - Part 2P - Reinsurance - Nonproportional Assumed Financial Lines

N O N E

Schedule P - Part 2R - Section 1 - Products Liability - Occurrence

N O N E

Schedule P - Part 2R - Section 2 - Products Liability - Claims-Made

N O N E

Schedule P - Part 2S - Financial Guaranty/Mortgage Guaranty

N O N E

Schedule P - Part 2T - Warranty

N O N E

Schedule P - Part 2U - Pet Insurance Plans

N O N E

Schedule P - Part 3A - Homeowners/Farmowners

N O N E

Schedule P - Part 3B - Private Passenger Auto Liability/Medical

N O N E

Schedule P - Part 3C - Commercial Auto/Truck Liability/Medical

N O N E

Schedule P - Part 3D - Workers' Compensation (Excluding Excess Workers' Compensation)

N O N E

Schedule P - Part 3E - Commercial Multiple Peril

N O N E

Schedule P - Part 3F - Section 1 - Medical Professional Liability - Occurrence

N O N E

Schedule P - Part 3F - Section 2 - Medical Professional Liability - Claims-Made

N O N E

Schedule P - Part 3G - Special Liability

N O N E

Schedule P - Part 3H - Section 1 - Other Liability - Occurrence

N O N E

Schedule P - Part 3H - Section 2 - Other Liability - Claims-Made

N O N E

Schedule P - Part 3I - Special Property

N O N E

Schedule P - Part 3J - Auto Physical Damage

N O N E

Schedule P - Part 3K - Fidelity/Surety

N O N E

Schedule P - Part 3L - Other (Including Credit, Accident and Health)

N O N E

Schedule P - Part 3M - International

N O N E

Schedule P - Part 3N - Reinsurance - Nonproportional Assumed Property

N O N E

Schedule P - Part 3O - Reinsurance - Nonproportional Assumed Liability

N O N E

Schedule P - Part 3P - Reinsurance - Nonproportional Assumed Financial Lines

N O N E

Schedule P - Part 3R - Section 1 - Product Liability - Occurrence

N O N E

Schedule P - Part 3R - Section 2 - Product Liability - Claims-Made

N O N E

Schedule P - Part 3S - Financial Guaranty/Mortgage Guaranty

N O N E

Schedule P - Part 3T - Warranty

N O N E

Schedule P - Part 3U - Pet Insurance Plans

N O N E

Schedule P - Part 4A - Homeowners/Farmowners

N O N E

Schedule P - Part 4B - Private Passenger Auto Liability/Medical

N O N E

Schedule P - Part 4C - Commercial Auto/Truck Liability/Medical

N O N E

Schedule P - Part 4D - Workers' Compensation (Excluding Excess Workers' Compensation)

N O N E

Schedule P - Part 4E - Commercial Multiple Peril

N O N E

Schedule P - Part 4F - Section 1 - Medical Professional Liability - Occurrence

N O N E

Schedule P - Part 4F - Section 2 - Medical Professional Liability - Claims-Made

N O N E

Schedule P - Part 4G - Special Liability

N O N E

Schedule P - Part 4H - Section 1 - Other Liability - Occurrence

N O N E

Schedule P - Part 4H - Section 2 - Other Liability - Claims-Made

N O N E

Schedule P - Part 4I - Special Property

N O N E

Schedule P - Part 4J - Auto Physical Damage

N O N E

Schedule P - Part 4K - Fidelity/Surety

N O N E

Schedule P - Part 4L - Other (Including Credit, Accident and Health)

N O N E

Schedule P - Part 4M - International

N O N E

Schedule P - Part 4N - Reinsurance - Nonproportional Assumed Property

N O N E

Schedule P - Part 4O - Reinsurance - Nonproportional Assumed Liability

N O N E

Schedule P - Part 4P - Reinsurance - Nonproportional Assumed Financial Lines

N O N E

Schedule P - Part 4R - Section 1 - Products Liability - Occurrence

N O N E

Schedule P - Part 4R - Section 2 - Products Liability - Claims-Made

N O N E

Schedule P - Part 4S - Financial Guaranty/Mortgage Guaranty

N O N E

Schedule P - Part 4T - Warranty

N O N E

Schedule P - Part 4U - Pet Insurance Plans

N O N E

Schedule P - Part 5A - Homeowners/Farmowners - Section 1

N O N E

Schedule P - Part 5A - Homeowners/Farmowners - Section 2

N O N E

Schedule P - Part 5A - Homeowners/Farmowners - Section 3

N O N E

Schedule P - Part 5B - Private Passenger Auto Liability/Medical - Section 1

N O N E

Schedule P - Part 5B - Private Passenger Auto Liability/Medical - Section 2

N O N E

Schedule P - Part 5B - Private Passenger Auto Liability/Medical - Section 3

N O N E

Schedule P - Part 5C - Commercial Auto/Truck Liability/Medical - Section 1

N O N E

Schedule P - Part 5C - Commercial Auto/Truck Liability/Medical - Section 2

N O N E

Schedule P - Part 5C - Commercial Auto/Truck Liability/Medical - Section 3

N O N E

Schedule P-Part 5D-Workers' Compensation (Excluding Excess Workers' Compensation)-Section 1

N O N E

Schedule P-Part 5D-Workers' Compensation (Excluding Excess Workers' Compensation)-Section 2

N O N E

Schedule P-Part 5D-Workers' Compensation (Excluding Excess Workers' Compensation)-Section 3

N O N E

Schedule P - Part 5E - Commercial Multiple Peril - Section 1

N O N E

Schedule P - Part 5E - Commercial Multiple Peril - Section 2

N O N E

Schedule P - Part 5E - Commercial Multiple Peril - Section 3

N O N E

Schedule P - Part 5F - Medical Professional Liability - Occurrence - Section 1A

N O N E

Schedule P - Part 5F - Medical Professional Liability - Occurrence - Section 2A

N O N E

Schedule P - Part 5F - Medical Professional Liability - Occurrence - Section 3A

N O N E

Schedule P - Part 5F - Medical Professional Liability - Claims-Made - Section 1B

N O N E

Schedule P - Part 5F - Medical Professional Liability - Claims-Made - Section 2B

N O N E

Schedule P - Part 5F - Medical Professional Liability - Claims-Made - Section 3B

N O N E

Schedule P - Part 5H - Other Liability - Occurrence - Section 1A

N O N E

Schedule P - Part 5H - Other Liability - Occurrence - Section 2A

N O N E

Schedule P - Part 5H - Other Liability - Occurrence - Section 3A

N O N E

Schedule P - Part 5H - Other Liability - Claims-Made - Section 1B

N O N E

Schedule P - Part 5H - Other Liability - Claims-Made - Section 2B

N O N E

Schedule P - Part 5H - Other Liability - Claims-Made - Section 3B

N O N E

Schedule P - Part 5R - Products Liability - Occurrence - Section 1A

N O N E

Schedule P - Part 5R - Products Liability - Occurrence - Section 2A

N O N E

Schedule P - Part 5R - Products Liability - Occurrence - Section 3A

N O N E

Schedule P - Part 5R - Products Liability - Claims-Made - Section 1B

N O N E

Schedule P - Part 5R - Products Liability - Claims-Made - Section 2B

N O N E

Schedule P - Part 5R - Products Liability - Claims-Made - Section 3B

N O N E

Schedule P - Part 5T - Warranty - Section 1

N O N E

Schedule P - Part 5T - Warranty - Section 2

N O N E

Schedule P - Part 5T - Warranty - Section 3

N O N E

Schedule P - Part 6C - Commercial Auto/Truck Liability/Medical - Section 1

N O N E

Schedule P - Part 6C - Commercial Auto/Truck Liability/Medical - Section 2

N O N E

Schedule P-Part 6D-Workers' Compensation (Excluding Excess Workers' Compensation)-Section 1

N O N E

Schedule P-Part 6D-Workers' Compensation (Excluding Excess Workers' Compensation)-Section 2

N O N E

Schedule P - Part 6E - Commercial Multiple Peril - Section 1

N O N E

Schedule P - Part 6E - Commercial Multiple Peril - Section 2

N O N E

Schedule P - Part 6H - Other Liability - Occurrence - Section 1A

N O N E

Schedule P - Part 6H - Other Liability - Occurrence - Section 2A

N O N E

Schedule P - Part 6H - Other Liability - Claims-Made - Section 1B

N O N E

Schedule P - Part 6H - Other Liability - Claims-Made - Section 2B

N O N E

Schedule P - Part 6M - International - Section 1

N O N E

Schedule P - Part 6M - International - Section 2

N O N E

Schedule P - Part 6N- Reinsurance A - Nonproportional Assumed Property - Section 1
N O N E

Schedule P - Part 6N- Reinsurance A - Nonproportional Assumed Property - Section 2
N O N E

Schedule P - Part 6O - Reinsurance B - Nonproportional Liability - Section 1
N O N E

Schedule P - Part 6O - Reinsurance B - Nonproportional Assumed Liability - Section 2
N O N E

Schedule P - Part 6R - Products Liability - Occurrence - Section 1A
N O N E

Schedule P - Part 6R - Products Liability - Occurrence - Section 2A
N O N E

Schedule P - Part 6R - Products Liability - Claims-Made - Section 1B
N O N E

Schedule P - Part 6R - Products Liability - Claims-Made - Section 2B
N O N E

Schedule P - Part 7A - Section 1 - Primary Loss Sensitive Contracts
N O N E

Schedule P - Part 7A - Section 2 - Primary Loss Sensitive Contracts
N O N E

Schedule P - Part 7A - Section 3 - Primary Loss Sensitive Contracts
N O N E

Schedule P - Part 7A - Section 4 - Primary Loss Sensitive Contracts
N O N E

Schedule P - Part 7A - Section 5 - Primary Loss Sensitive Contracts
N O N E

Schedule P - Part 7B - Section 1 - Reinsurance Loss Sensitive Contracts
N O N E

Schedule P - Part 7B - Section 2 - Reinsurance Loss Sensitive Contracts
N O N E

Schedule P - Part 7B - Section 3 - Reinsurance Loss Sensitive Contracts
N O N E

Schedule P - Part 7B - Section 4 - Reinsurance Loss Sensitive Contracts
N O N E

Schedule P - Part 7B - Section 5 - Reinsurance Loss Sensitive Contracts
N O N E

Schedule P - Part 7B - Section 6 - Reinsurance Loss Sensitive Contracts
N O N E

Schedule P - Part 7B - Section 7 - Reinsurance Loss Sensitive Contracts
N O N E

ANNUAL STATEMENT FOR THE YEAR 2024 OF THE STATE AUTOMOBILE MUTUAL INSURANCE COMPANY

SCHEDULE P INTERROGATORIES

1. The following questions relate to yet-to-be-issued Extended Reporting Endorsements (EREs) arising from Death, Disability, or Retirement (DDR) provisions in Medical Professional Liability Claims Made insurance policies. EREs provided for reasons other than DDR are not to be included.
- 1.1 Does the company issue Medical Professional Liability Claims Made insurance policies that provide tail (also known as an extended reporting endorsement, or “ERE”) benefits in the event of Death, Disability, or Retirement (DDR) at a reduced charge or at no additional cost? Yes [] No [X]
If the answer to question 1.1 is “no”, leave the following questions blank. If the answer to question 1.1 is “yes”, please answer the following questions:
- 1.2 What is the total amount of the reserve for that provision (DDR Reserve), as reported, explicitly or not, elsewhere in this statement (in dollars)?\$
- 1.3 Does the company report any DDR reserve as Unearned Premium Reserve per SSAP #65? Yes [] No []
- 1.4 Does the company report any DDR reserve as loss or loss adjustment expense reserve? Yes [] No []
- 1.5 If the company reports DDR reserve as Unearned Premium Reserve, does that amount match the figure on the Underwriting and Investment Exhibit, Part 1A - Recapitulation of all Premiums (Page 7) Column 2, Lines 11.1 plus 11.2? Yes [] No [] N/A [X]
- 1.6 If the company reports DDR reserve as loss or loss adjustment expense reserve, please complete the following table corresponding to where these reserves are reported in Schedule P:

Years in Which Premiums Were Earned and Losses Were Incurred		DDR Reserve Included in Schedule P, Part 1F, Medical Professional Liability Column 24: Total Net Losses and Expenses Unpaid	
		1 Section 1: Occurrence	2 Section 2: Claims-Made
1.601	Prior		
1.602	2015		
1.603	2016		
1.604	2017		
1.605	2018		
1.606	2019		
1.607	2020		
1.608	2021		
1.609	2022		
1.610	2023		
1.611	2024		
1.612	Totals		

2. The definition of allocated loss adjustment expenses (ALAE) and, therefore, unallocated loss adjustment expenses (ULAE) was changed effective January 1, 1998. This change in definition applies to both paid and unpaid expenses. Are these expenses (now reported as “Defense and Cost Containment” and “Adjusting and Other”) reported in compliance with these definitions in this statement? Yes [] No [X]
3. The Adjusting and Other expense payments and reserves should be allocated to the years in which the losses were incurred based on the number of claims reported, closed and outstanding in those years. When allocating Adjusting and Other expense between companies in a group or a pool, the Adjusting and Other expense should be allocated in the same percentage used for the loss amounts and the claim counts. For reinsurers, Adjusting and Other expense assumed should be reported according to the reinsurance contract. For Adjusting and Other expense incurred by reinsurers, or in those situations where suitable claim count information is not available, Adjusting and Other expense should be allocated by a reasonable method determined by the company and described in Interrogatory 7, below. Are they so reported in this Statement? Yes [] No [X]
4. Do any lines in Schedule P include reserves that are reported gross of any discount to present value of future payments, and that are reported net of such discounts on Page 10? Yes [] No [X]

If yes, proper disclosure must be made in the Notes to Financial Statements, as specified in the Instructions. Also, the discounts must be reported in Schedule P - Part 1, Columns 32 and 33. Schedule P must be completed gross of non-tabular discounting. Work papers relating to discount calculations must be available for examination upon request.
Discounting is allowed only if expressly permitted by the state insurance department to which this Annual Statement is being filed.
5. What were the net premiums in force at the end of the year for:
(in thousands of dollars)

5.1 Fidelity
5.2 Surety
6. Claim count information is reported per claim or per claimant (Indicate which)per claimant.....
If not the same in all years, explain in Interrogatory 7.
- 7.1 The information provided in Schedule P will be used by many persons to estimate the adequacy of the current loss and expense reserves, among other things. Are there any especially significant events, coverage, retention or accounting changes that have occurred that must be considered when making such analyses? Yes [] No [X]
- 7.2 (An extended statement may be attached.)
.....

SCHEDULE T - PART 2
INTERSTATE COMPACT - EXHIBIT OF PREMIUMS WRITTEN

Allocated by States and Territories

			Direct Business Only			
			1	2	3	4
States, Etc.			Life (Group and Individual)	Annuities (Group and Individual)	Disability Income (Group and Individual)	Long-Term Care (Group and Individual)
			5			6
			Deposit-Type Contracts			Totals
1.	Alabama	AL				
2.	Alaska	AK				
3.	Arizona	AZ				
4.	Arkansas	AR				
5.	California	CA				
6.	Colorado	CO				
7.	Connecticut	CT				
8.	Delaware	DE				
9.	District of Columbia	DC				
10.	Florida	FL				
11.	Georgia	GA				
12.	Hawaii	HI				
13.	Idaho	ID				
14.	Illinois	IL				
15.	Indiana	IN				
16.	Iowa	IA				
17.	Kansas	KS				
18.	Kentucky	KY				
19.	Louisiana	LA				
20.	Maine	ME				
21.	Maryland	MD				
22.	Massachusetts	MA				
23.	Michigan	MI				
24.	Minnesota	MN				
25.	Mississippi	MS				
26.	Missouri	MO				
27.	Montana	MT				
28.	Nebraska	NE				
29.	Nevada	NV				
30.	New Hampshire	NH				
31.	New Jersey	NJ				
32.	New Mexico	NM				
33.	New York	NY				
34.	North Carolina	NC				
35.	North Dakota	ND				
36.	Ohio	OH				
37.	Oklahoma	OK				
38.	Oregon	OR				
39.	Pennsylvania	PA				
40.	Rhode Island	RI				
41.	South Carolina	SC				
42.	South Dakota	SD				
43.	Tennessee	TN				
44.	Texas	TX				
45.	Utah	UT				
46.	Vermont	VT				
47.	Virginia	VA				
48.	Washington	WA				
49.	West Virginia	WV				
50.	Wisconsin	WI				
51.	Wyoming	WY				
52.	American Samoa	AS				
53.	Guam	GU				
54.	Puerto Rico	PR				
55.	U.S. Virgin Islands	VI				
56.	Northern Mariana Islands	MP				
57.	Canada	CAN				
58.	Aggregate Other Alien	OT				
59.	Total					

NONE

ANNUAL STATEMENT FOR THE YEAR 2024 OF THE STATE AUTOMOBILE MUTUAL INSURANCE COMPANY

SCHEDULE Y

PART 1A - DETAIL OF INSURANCE HOLDING COMPANY SYSTEM

1	2	3	4	5	6	7	8	9	10	11	12	13	14	15	16
Group Code	Group Name	NAIC Company Code	ID Number	Federal RSSD	CIK	Name of Securities Exchange if Publicly Traded (U.S. or International)	Names of Parent, Subsidiaries Or Affiliates	Domi-ciliary Location	Relation-ship to Reporting Entity	Directly Controlled by (Name of Entity/Person)	Type of Control (Ownership, Board, Management, Attorney-in-Fact, Influence, Other)	If Control is Ownership Provide Percen-tage	Ultimate Controlling Entity(ies)/Person(s)	Is an SCA Filing Re-quired? (Yes/No)	*
		00000	82-0780389				150-180 Baytech Drive CA Owner LLC	DE	NIA	DGLM Portfolio LLC	Ownership, Board, Management	100.000	Liberty Mutual Holding Company Inc.	NO	
		00000	82-0728126				1620 L Street DC Owner LLC	DE	NIA	DGLM Portfolio LLC	Ownership, Board, Management	100.000	Liberty Mutual Holding Company Inc.	NO	
		00000	82-0833008				2004 SW Jefferson Street OR Owner LLC	DE	NIA	Partnership	Ownership, Board, Management	100.000	Liberty Mutual Holding Company Inc.	NO	
		00000	82-0792679				255 Caspian Drive CA Owner LLC	DE	NIA	DGLM Portfolio LLC	Ownership, Board, Management	100.000	Liberty Mutual Holding Company Inc.	NO	
		00000	82-0754405				2600 North First Street CA Owner LLC	DE	NIA	DGLM Portfolio LLC	Ownership, Board, Management	100.000	Liberty Mutual Holding Company Inc.	NO	
		00000	31-1579525				518 Property Management and Leasing, LLC	OH	NIA	State Auto Property & Casualty Insurance Company	Ownership, Board, and Management	15.000	Liberty Mutual Holding Company Inc.	NO	
		00000	31-1579525				518 Property Management and Leasing, LLC	OH	NIA	Stateco Financial Services, Inc.	Ownership, Board, and Management	85.000	Liberty Mutual Holding Company Inc.	NO	
		00000	93-1200659				600 Holladay Limited Partnership	OR	NIA	Liberty Northwest Insurance Corporation	Ownership	51.000	Liberty Mutual Holding Company Inc.	NO	
		00000	82-0739725				75 East Trimble CA Owner LLC	DE	NIA	DGLM Portfolio LLC	Ownership, Board, Management	100.000	Liberty Mutual Holding Company Inc.	NO	
		00000					9Yards Opportunities C L.P.	DE	NIA	Liberty Mutual Investment Holdings LLC	Ownership	97.600	Liberty Mutual Holding Company Inc.	NO	
		00000	86-1284407				9Yards Opportunities D LP	DE	NIA	Liberty Mutual Investment Holdings LLC	Ownership	100.000	Liberty Mutual Holding Company Inc.	NO	
		00000	86-1284407				9Yards Opportunities E LP	DE	NIA	Liberty Mutual Investment Holdings LLC	Ownership	100.000	Liberty Mutual Holding Company Inc.	NO	
		00000	86-2021706				9Yards Opportunities F LP	DE	NIA	Liberty Mutual Investment Holdings LLC	Ownership	100.000	Liberty Mutual Holding Company Inc.	NO	
		00000					AgentTech Chongqing Company Limited	CHN	NIA	Summit Asia Investments Holdings Pte.Ltd.	Ownership	100.000	Liberty Mutual Holding Company Inc.	NO	
.0111	Liberty Mutual Insurance Company and its Affiliated Insurers	12696	58-0953149				America First Insurance Company	NH	IA	Peerless Insurance Company	Ownership, Board and Management	100.000	Liberty Mutual Holding Company Inc.	NO	
.0111	Liberty Mutual Insurance Company and its Affiliated Insurers	11526	74-3038540				America First Lloyd's Insurance Company	TX	IA	Gulf States AIF, Inc.	Management and Attorney-in-Fact	0.000	Liberty Mutual Holding Company Inc.	NO	
.0111	Liberty Mutual Insurance Company and its Affiliated Insurers	45934	41-1719183				American Compensation Insurance Company	IN		RTW, Inc.	Ownership, Board and Management	100.000	Liberty Mutual Holding Company Inc.	NO	
.0111	Liberty Mutual Insurance Company and its Affiliated Insurers	19690	35-1044900				American Economy Insurance Company	IN	IA	Safeco Corporation	Ownership, Board and Management	100.000	Liberty Mutual Holding Company Inc.	NO	
.0111	Liberty Mutual Insurance Company and its Affiliated Insurers	24066	59-0141790				American Fire and Casualty Company	NH	IA	The Ohio Casualty Insurance Company	Ownership, Board and Management	100.000	Liberty Mutual Holding Company Inc.	NO	
.0111	Liberty Mutual Insurance Company and its Affiliated Insurers	19704	35-0145400				American States Insurance Company	IN	IA	Safeco Corporation	Ownership, Board and Management	100.000	Liberty Mutual Holding Company Inc.	NO	
.0111	Liberty Mutual Insurance Company and its Affiliated Insurers	19712	75-6005586				American States Insurance Company of Texas	TX	IA	American Economy Insurance Company	Ownership, Board and Management	100.000	Liberty Mutual Holding Company Inc.	NO	
.0111	Liberty Mutual Insurance Company and its Affiliated Insurers	31933	75-6220479				American States Lloyds Insurance Company	TX	IA	General America Corporation of Texas	Management and Attorney-in-Fact	0.000	Liberty Mutual Holding Company Inc.	NO	
.0111	Liberty Mutual Insurance Company and its Affiliated Insurers	37214	35-1466792				American States Preferred Insurance Company	IN	IA	Safeco Corporation	Ownership, Board and Management	100.000	Liberty Mutual Holding Company Inc.	NO	
		00000	98-0405213				Arlington Insurance Company Ltd.	BMU	IA	Liberty Mutual Holdings (Bermuda) Ltd	Ownership, Board and Management	100.000	Liberty Mutual Holding Company Inc.	NO	
		00000	31-1631361				Avomark Insurance Agency, LLC	OH	IA	The Ohio Casualty Insurance Company	Ownership, Board and Management	100.000	Liberty Mutual Holding Company Inc.	NO	
		00000					Bain Capital Credit Managed Account (L), LP	DE	NIA	Liberty Mutual Insurance Company	Ownership	40.000	Liberty Mutual Holding Company Inc.	NO	
		00000					Bain Capital Credit Managed Account (L), LP	DE	NIA	Peerless Insurance Company	Ownership	20.000	Liberty Mutual Holding Company Inc.	NO	
		00000					Bain Capital Credit Managed Account (L), LP	DE	NIA	Safeco Insurance Company of America	Ownership	10.000	Liberty Mutual Holding Company Inc.	NO	
		00000					Bain Capital Credit Managed Account (L), LP	DE	NIA	Employers Insurance Company of Wausau	Ownership	10.000	Liberty Mutual Holding Company Inc.	NO	
		00000					Bain Capital Credit Managed Account (L), LP	DE	NIA	Liberty Mutual Fire Insurance Company	Ownership	10.000	Liberty Mutual Holding Company Inc.	NO	
		00000					Bain Capital Credit Managed Account (L), LP	DE	NIA	The Ohio Casualty Insurance Company	Ownership	10.000	Liberty Mutual Holding Company Inc.	NO	
		00000	98-0475108				BARCO Assignments Ltd.	BRB	NIA	Liberty Mutual Group Inc.	Ownership	100.000	Liberty Mutual Holding Company Inc.	NO	
		00000	74-2946138				Berkeley Management Corporation	TX	NIA	Liberty Mutual Insurance Company	Ownership, Board and Management	100.000	Liberty Mutual Holding Company Inc.	NO	
		00000	27-0547748				Berkeley/Columbus II LLC	DE	NIA	Berkeley/Columbus III LLC	Ownership, Board and Management	100.000	Liberty Mutual Holding Company Inc.	NO	
		00000	27-0547665				Berkeley/Columbus III LLC	DE	NIA	Liberty Mutual Insurance Company	Ownership, Board and Management	100.000	Liberty Mutual Holding Company Inc.	NO	
		00000	27-0547878				Berkeley/Columbus Real Estate LLC	DE	NIA	Berkeley/Columbus II LLC	Ownership, Board and Management	100.000	Liberty Mutual Holding Company Inc.	NO	
		00000	27-0926872				Berkeley/St. James II LLC	DE	NIA	Liberty Mutual Group Inc.	Ownership, Board and Management	100.000	Liberty Mutual Holding Company Inc.	NO	
		00000	27-0926993				Berkeley/St. James Real Estate LLC	DE	NIA	Berkeley/St. James II LLC	Ownership, Board and Management	100.000	Liberty Mutual Holding Company Inc.	NO	
.0111	Liberty Mutual Insurance Company and its Affiliated Insurers	12311	41-1988144				Bloomington Compensation Insurance Company	IN		American Compensation Insurance Company	Ownership, Board and Management	100.000	Liberty Mutual Holding Company Inc.	NO	

ANNUAL STATEMENT FOR THE YEAR 2024 OF THE STATE AUTOMOBILE MUTUAL INSURANCE COMPANY

SCHEDULE Y

PART 1A - DETAIL OF INSURANCE HOLDING COMPANY SYSTEM

1	2	3	4	5	6	7	8	9	10	11	12	13	14	15	16
Group Code	Group Name	NAIC Company Code	ID Number	Federal RSSD	CIK	Name of Securities Exchange if Publicly Traded (U.S. or International)	Names of Parent, Subsidiaries Or Affiliates	Domi-ciliary Location	Relation-ship to Reporting Entity	Directly Controlled by (Name of Entity/Person)	Type of Control (Ownership, Board, Management, Attorney-in-Fact, Influence, Other)	If Control is Ownership Provide Percen-tage	Ultimate Controlling Entity(ies)/Person(s)	Is an SCA Filing Re-quired? (Yes/No)	*
.0111	Liberty Mutual Insurance Company and its Affiliated Insurers	00000	52-2282902				Brooke Drilling, LLC	..DE.....	..NIA.....	Liberty Energy Holdings, LLC	Ownership, Board and Management	100.000	Liberty Mutual Holding Company Inc.	...NO.....	
		00000	99-2162744				Center Street Impact Opportunity Fund LLC	..DE.....	..NIA.....	Liberty Structured Holdings LLC	Ownership, Management	99.900	Liberty Mutual Holding Company Inc.	...NO.....	
		00000	99-2162744				Center Street Impact Opportunity Fund LLC	..DE.....	..NIA.....	Liberty Mutual Insurance Company	Ownership, Management	0.100	Liberty Mutual Holding Company Inc.	...NO.....	
.0111	Liberty Mutual Insurance Company and its Affiliated Insurers	41785	84-0856682				Colorado Casualty Insurance Company	..NH.....	..IA.....	Peerless Insurance Company	Ownership, Board and Management	100.000	Liberty Mutual Holding Company Inc.	...NO.....	
		00000	87-3584108				Comparion Insurance Agency, LLC	..DE.....	..IA.....	Liberty Corporate Services LLC	Ownership, Board and Management	100.000	Liberty Mutual Holding Company Inc.	...NO.....	
		22640	35-6018566				Consolidated Insurance Company	..IN.....	..IA.....	Indiana Insurance Company	Ownership, Board and Management	100.000	Liberty Mutual Holding Company Inc.	...NO.....	
		00000					Contumil S.A.	..URY.....	..NIA.....	LMAT Natural Resources International S.L.	Ownership.....	99.990	Liberty Mutual Holding Company Inc.	...NO.....	
		00000					Contumil S.A.	..URY.....	..NIA.....	LMAT Arbol Holdings LLC	Ownership.....	0.010	Liberty Mutual Holding Company Inc.	...NO.....	
		00000	87-3132837				Copper Giants LLC	..DE.....	..NIA.....	Liberty Corporate Services LLC	Ownership.....	100.000	Liberty Mutual Holding Company Inc.	...NO.....	
		00000	82-0818970				DCLM Portfolio LLC	..DE.....	..NIA.....	Partnership	Ownership, Board and Management	100.000	Liberty Mutual Holding Company Inc.	...NO.....	
		00000	88-1284114				Definition Opportunity IB LP	..DE.....	..NIA.....	Liberty Mutual Investment Holdings LLC	Ownership.....	99.010	Liberty Mutual Holding Company Inc.	...NO.....	
		00000	87-3765986				Delivery Network Company Risk Purchasing Group NFP, Inc.	..IL.....	..NIA.....	Not Applicable	Board and Management	0.000	Liberty Mutual Holding Company Inc.	...NO.....	
		00000	02-0424648				Diversified Settlements, Inc.	..NH.....	..NIA.....	Liberty Mutual Agency Corporation	Ownership, Board and Management	100.000	Liberty Mutual Holding Company Inc.	...NO.....	
		00000	75-6015185				Eagle Development Corporation	..TX.....		State Auto Holdings, Inc.	Ownership, Board and Management	100.000	Liberty Mutual Holding Company Inc.	...NO.....	
		00000	86-2633787				Elda River AV1 LLC	..DE.....	..NIA.....	Liberty Mutual Opportunistic Investments LLC	Ownership.....	100.000	Liberty Mutual Holding Company Inc.	...NO.....	
		00000	91-2077896				Emerald City Insurance Agency, Inc.	..WA.....	..IA.....	Safeco Insurance Company of America	Ownership, Board and Management	100.000	Liberty Mutual Holding Company Inc.	...NO.....	
		00000					Emerald Topco LP	..DE.....	..NIA.....	Liberty Mutual Insurance Company	Ownership.....	40.000	Liberty Mutual Holding Company Inc.	...NO.....	
		00000					Emerald Topco LP	..DE.....	..NIA.....	Peerless Insurance Company	Ownership.....	20.000	Liberty Mutual Holding Company Inc.	...NO.....	
		00000					Emerald Topco LP	..DE.....	..NIA.....	Employers Insurance Company of Wausau	Ownership.....	10.000	Liberty Mutual Holding Company Inc.	...NO.....	
		00000					Emerald Topco LP	..DE.....	..NIA.....	Liberty Mutual Fire Insurance Company	Ownership.....	10.000	Liberty Mutual Holding Company Inc.	...NO.....	
		00000					Emerald Topco LP	..DE.....	..NIA.....	The Ohio Casualty Insurance Company	Ownership.....	10.000	Liberty Mutual Holding Company Inc.	...NO.....	
.0111	Liberty Mutual Insurance Company and its Affiliated Insurers	00000					Emerald Topco LP	..DE.....	..NIA.....	Safeco Insurance Company of America	Ownership.....	10.000	Liberty Mutual Holding Company Inc.	...NO.....	
		21458	39-0264050				Employers Insurance Company of Wausau	..WI.....	..IA.....	Liberty Mutual Group Inc.	Ownership, Board and Management	100.000	Liberty Mutual Holding Company Inc.	...NO.....	
		11045	15-0302550				Excelsior Insurance Company	..NH.....	..IA.....	Peerless Insurance Company	Ownership, Board and Management	100.000	Liberty Mutual Holding Company Inc.	...NO.....	
	Liberty Mutual Insurance Company and its Affiliated Insurers	00000	41-2043790				Excess Risk Reinsurance, Inc.	..MS.....	..IA.....	Ironshore Insurance Services LLC	Ownership.....	100.000	Liberty Mutual Holding Company Inc.	...NO.....	
		00000	91-0935373				F.B. Beattie & Co., Inc.	..WA.....	..IA.....	General America Corporation	Ownership, Board and Management	100.000	Liberty Mutual Holding Company Inc.	...NO.....	
		00000	57-0468570				Facilitators, Inc.	..SC.....		State Automobile Mutual Insurance Company	Ownership, Board and Management	100.000	Liberty Mutual Holding Company Inc.	...NO.....	
.0111	Liberty Mutual Insurance Company and its Affiliated Insurers	24724	91-0742144				First National Insurance Company of America	..NH.....	..IA.....	Safeco Insurance Company of Illinois	Ownership, Board and Management	100.000	Liberty Mutual Holding Company Inc.	...NO.....	
		00000	61-1265363				First State Agency, Inc.	..KY.....	..NIA.....	Liberty-USA Corporation	Ownership, Board and Management	100.000	Liberty Mutual Holding Company Inc.	...NO.....	
		00000								LMAT Natural Resources International, S.L.	Ownership.....	48.000	Liberty Mutual Holding Company Inc.	...NO.....	
		00000					Floresta Brasil Holdings Ltda.	..BRA.....	..NIA.....		Ownership.....	1.000	Liberty Mutual Holding Company Inc.	...NO.....	
		00000	82-4360376				Floresta Brasil Holdings Ltda.	..BRA.....	..NIA.....	LMAT Arbol Holdings LLC	Ownership.....	100.000	Liberty Mutual Holding Company Inc.	...NO.....	
		00000	91-0833287				Four Palms Vineyards LLC	..DE.....	..NIA.....	PAGUS Holdings LLC	Ownership.....	100.000	Liberty Mutual Holding Company Inc.	...NO.....	
		00000	91-1216820				General America Corporation	..WA.....	..NIA.....	Safeco Corporation	Ownership, Board and Management	100.000	Liberty Mutual Holding Company Inc.	...NO.....	
		00000					General America Corporation of Texas	..TX.....	..NIA.....	General America Corporation	Ownership, Board and Management	100.000	Liberty Mutual Holding Company Inc.	...NO.....	
.0111	Liberty Mutual Insurance Company and its Affiliated Insurers	24732	91-0231910				General Insurance Company of America	..NH.....	..IA.....	Safeco Corporation	Ownership, Board and Management	100.000	Liberty Mutual Holding Company Inc.	...NO.....	
		10836	33-0763205				Golden Eagle Insurance Corporation	..NH.....	..IA.....	Peerless Insurance Company	Ownership, Board and Management	100.000	Liberty Mutual Holding Company Inc.	...NO.....	
		00000	35-2182093				Gulf States AIF, Inc.	..TX.....	..NIA.....	Liberty Mutual Agency Corporation	Ownership, Board and Management	100.000	Liberty Mutual Holding Company Inc.	...NO.....	
.0111	Liberty Mutual Insurance Company and its Affiliated Insurers	36919	39-1321384				Hawkeye-Security Insurance Company	..WI.....	..IA.....	Peerless Insurance Company	Ownership, Board and Management	100.000	Liberty Mutual Holding Company Inc.	...NO.....	
		00000	04-2433707				Helmsman Insurance Agency LLC	..MA.....	..IA.....	Liberty Corporate Services LLC	Ownership, Board and Management	100.000	Liberty Mutual Holding Company Inc.	...NO.....	

ANNUAL STATEMENT FOR THE YEAR 2024 OF THE STATE AUTOMOBILE MUTUAL INSURANCE COMPANY

SCHEDULE Y

PART 1A - DETAIL OF INSURANCE HOLDING COMPANY SYSTEM

1	2	3	4	5	6	7	8	9	10	11	12	13	14	15	16
Group Code	Group Name	NAIC Company Code	ID Number	Federal RSSD	CIK	Name of Securities Exchange if Publicly Traded (U.S. or International)	Names of Parent, Subsidiaries Or Affiliates	Domi-ciliary Location	Relation-ship to Reporting Entity	Directly Controlled by (Name of Entity/Person)	Type of Control (Ownership, Board, Management, Attorney-in-Fact, Influence, Other)	If Control is Owner-ship Provide Percen-tage	Ultimate Controlling Entity(ies)/Person(s)	Is an SCA Filing Re-quired? (Yes/No)	*
		00000					Helmsman Management Services Canada Inc.	CAN	NIA	Helmsman Management Services LLC	Ownership, Board and Management	100.000	Liberty Mutual Holding Company Inc.	NO	
		00000	04-2791584				Helmsman Management Services LLC	MA	NIA	Liberty Corporate Services LLC	Ownership, Board and Management	100.000	Liberty Mutual Holding Company Inc.	NO	
		00000	93-2055387				Idear Borrower LLC	DE	NIA	Idear Topco LLC	Ownership, Management	100.000	Liberty Mutual Holding Company Inc.	NO	
		00000	93-2040588				Idear Topco LLC	DE	NIA	Liberty Mutual Insurance Company	Ownership, Management	40.000	Liberty Mutual Holding Company Inc.	NO	
		00000	93-2040588				Idear Topco LLC	DE	NIA	Peerless Insurance Company	Ownership, Management	40.000	Liberty Mutual Holding Company Inc.	NO	
		00000	93-2040588				Idear Topco LLC	DE	NIA	Safeco Insurance Company of America	Ownership, Management	10.000	Liberty Mutual Holding Company Inc.	NO	
		00000	93-2040588				Idear Topco LLC	DE	NIA	The Ohio Casualty Insurance Company	Ownership, Management	10.000	Liberty Mutual Holding Company Inc.	NO	
		00000	93-2040588				Idear Underlying Trust	DE	NIA	Idear Borrower LLC	Ownership	100.000	Liberty Mutual Holding Company Inc.	NO	
.0111	Liberty Mutual Insurance Company and its Affiliated Insurers	22659	35-0410010				Indiana Insurance Company	IN	IA	Liberty Mutual Agency Corporation	Ownership, Board and Management	100.000	Liberty Mutual Holding Company Inc.	NO	
.0111	Liberty Mutual Insurance Company and its Affiliated Insurers	26700	36-2690333				Insurance Company of Illinois	IL	IA	Liberty Mutual Insurance Company	Ownership, Board and Management	100.000	Liberty Mutual Holding Company Inc.	NO	
		00000					Ironshore Agency Ltd.	GBR	NIA	Ironshore International Ltd.	Ownership	100.000	Liberty Mutual Holding Company Inc.	NO	
		00000					Ironshore Canada Ltd.	CAN	NIA	Ironshore International Ltd.	Ownership	100.000	Liberty Mutual Holding Company Inc.	NO	
		00000					Ironshore CC (Two) Ltd.	GBR	NIA	Ironshore International Ltd.	Ownership	100.000	Liberty Mutual Holding Company Inc.	NO	
		00000	26-0748152				Ironshore Claims LLC	NY	NIA	Ironshore Insurance Services LLC	Ownership	100.000	Liberty Mutual Holding Company Inc.	NO	
		00000	20-8964631				Ironshore Holdings (US) Inc.	DE	NIA	Liberty Mutual Insurance Company	Ownership	100.000	Liberty Mutual Holding Company Inc.	NO	
		00000	98-0579286				Ironshore Inc.	CYM	NIA	Liberty Mutual Insurance Company	Ownership	100.000	Liberty Mutual Holding Company Inc.	NO	
.0111	Liberty Mutual Insurance Company and its Affiliated Insurers	23647	41-0121640				Ironshore Indemnity Inc.	IL	IA	Ironshore Holdings (US) Inc.	Ownership	100.000	Liberty Mutual Holding Company Inc.	NO	
		00000	26-0542654				Ironshore Insurance Services LLC	NY	IA	Ironshore Holdings (US) Inc.	Ownership	100.000	Liberty Mutual Holding Company Inc.	NO	
		00000					Ironshore International Ltd.	GBR	NIA	Ironshore Inc.	Ownership	100.000	Liberty Mutual Holding Company Inc.	NO	
		00000					Ironshore Investment BL I Ltd.	BMU	NIA	Ironshore Investment Holdings Ltd.	Ownership	100.000	Liberty Mutual Holding Company Inc.	NO	
		00000					Ironshore Investment Holdings Ltd.	BMU	NIA	Ironshore Insurance Ltd.	Ownership	100.000	Liberty Mutual Holding Company Inc.	NO	
		00000					Ironshore Investment RL I Ltd.	BMU	NIA	Ironshore Investment Holdings Ltd.	Ownership	100.000	Liberty Mutual Holding Company Inc.	NO	
		00000	26-3835731				Ironshore Management Inc.	DE	NIA	Ironshore Holdings (US) Inc.	Ownership	100.000	Liberty Mutual Holding Company Inc.	NO	
		00000	26-0412876				Ironshore Services Inc.	DE	NIA	Ironshore Inc.	Ownership	100.000	Liberty Mutual Holding Company Inc.	NO	
.0111	Liberty Mutual Insurance Company and its Affiliated Insurers	25445	94-1264187				Ironshore Specialty Insurance Company	AZ	IA	Ironshore Holdings (US) Inc.	Ownership	100.000	Liberty Mutual Holding Company Inc.	NO	
		00000	46-2678004				Ironshore Surety Holdings Inc.	DE	IA	Ironshore Inc.	Ownership	100.000	Liberty Mutual Holding Company Inc.	NO	
		00000	81-3584727				Kalgan LLC	DE	NIA	Solaria Labs LLC	Ownership, Board and Management	100.000	Liberty Mutual Holding Company Inc.	NO	
		00000	04-3545984				Kellen Holdings, LLC	DE	NIA	Liberty Energy Holdings, LLC	Ownership, Board and Management	100.000	Liberty Mutual Holding Company Inc.	NO	
		00000	77-0682632				Keter Consulting LLC	DE	NIA	Helmsman Management Services LLC	Ownership, Board and Management	100.000	Liberty Mutual Holding Company Inc.	NO	
		00000					Kritaya Tun Company Limited	THA	NIA	Liberty International Asia Pacific Holdings LLC	Influence	48.990	Liberty Mutual Holding Company Inc.	NO	
		00000	98-0158209				LEXCO Limited	BMU	IA	Liberty Mutual Captive Holdings LLC	Ownership, Board and Management	100.000	Liberty Mutual Holding Company Inc.	NO	
		00000					Liberty Brasil Investimentos e Participacoes Ltda.	BRA	NIA	Liberty Mutual Insurance Company	Ownership, Board and Management	99.990	Liberty Mutual Holding Company Inc.	NO	
		00000					Liberty Brasil Investimentos e Participacoes Ltda.	BRA	NIA	Liberty Structured Holdings LLC	Ownership, Board and Management	0.010	Liberty Mutual Holding Company Inc.	NO	
		00000					Liberty Corporate Capital (Two) Ltd.	GBR	NIA	Ironshore International Ltd.	Ownership	100.000	Liberty Mutual Holding Company Inc.	NO	
		00000	98-0166390				Liberty Corporate Capital Limited	GBR	IA	Liberty International Holdings Inc.	Ownership, Board and Management	100.000	Liberty Mutual Holding Company Inc.	NO	
		00000	04-3260640				Liberty Corporate Services LLC	MA	NIA	Liberty Mutual Group Inc.	Ownership, Board and Management	100.000	Liberty Mutual Holding Company Inc.	NO	
.0111	Liberty Mutual Insurance Company and its Affiliated Insurers	19544	75-2447701				Liberty County Mutual Insurance Company	TX	IA	Berkeley Management Corporation	Board and Management	0.000	Liberty Mutual Holding Company Inc.	NO	
		00000					Summit Asia Investments Holdings Pte. Ltd.								
		00000					Liberty Data Analytics Private Limited	IND	NIA	Liberty Mutual Insurance Company	Ownership, Board and Management	100.000	Liberty Mutual Holding Company Inc.	NO	
		00000	52-2282916				Liberty Energy Holdings, LLC	DE	NIA	Liberty Mutual Insurance Company	Ownership, Board and Management	100.000	Liberty Mutual Holding Company Inc.	NO	
		00000					Liberty Fianzas, S.A. de C.V.	MEX	IA	Liberty Surety Mexico, S. de R.L. de C.V.	Ownership, Board and Management	99.990	Liberty Mutual Holding Company Inc.	NO	
		00000					Liberty Fianzas, S.A. de C.V.	MEX	IA	Liberty Mutual Mexico LLC	Ownership, Board and Management	0.010	Liberty Mutual Holding Company Inc.	NO	

ANNUAL STATEMENT FOR THE YEAR 2024 OF THE STATE AUTOMOBILE MUTUAL INSURANCE COMPANY

SCHEDULE Y

PART 1A - DETAIL OF INSURANCE HOLDING COMPANY SYSTEM

1	2	3	4	5	6	7	8	9	10	11	12	13	14	15	16
Group Code	Group Name	NAIC Company Code	ID Number	Federal RSSD	CIK	Name of Securities Exchange if Publicly Traded (U.S. or International)	Names of Parent, Subsidiaries Or Affiliates	Domi-ciliary Loca-tion	Rela-tion-ship to Reporting Entity	Directly Controlled by (Name of Entity/Person)	Type of Control (Ownership, Board, Management, Attorney-in-Fact, Influence, Other)	If Control is Owner-ship Provide Percen-tage	Ultimate Controlling Entity(ies)/Person(s)	Is an SCA Filing Re-quired? (Yes/No)	*
		00000	04-2880152				Liberty Financial Services, Inc.MA.....	..NIA.....	Liberty Corporate Services LLC	Ownership, Board and Management	100.000	Liberty Mutual Holding Company Inc.NO.....	
		00000					Liberty General Insurance BerhadMYS.....	..IA.....	Liberty Global Holdings SDN.BHD.	Ownership.....	100.000	Liberty Mutual Holding Company Inc.NO.....	
		00000					Liberty General Insurance LimitedIND.....	..IA.....	Summit Asia Investments Holdings Pte. Ltd.	Ownership, Management	48.680	Liberty Mutual Holding Company Inc.NO.....	
		00000					Liberty Global Holdings SDN.BHD.MYS.....	..IA.....	Liberty Mutual Insurance Company	Ownership, Board and Management	69.990	Liberty Mutual Holding Company Inc.NO.....	
		00000					Liberty Global Holdings SDN.BHD.MYS.....	..IA.....	Liberty Mutual Group Inc.	Ownership, Board and Management	0.000	Liberty Mutual Holding Company Inc.NO.....	
		00000	52-2304652				Liberty Information Technology LimitedGBR.....	..NIA.....	Liberty Mutual Technology Group Inc.	Ownership, Board and Management	100.000	Liberty Mutual Holding Company Inc.NO.....	
		00000					Liberty Insurance Company LimitedCHN.....	..IA.....	Liberty Mutual Insurance Company	Ownership, Board and Management	100.000	Liberty Mutual Holding Company Inc.NO.....	
	.0111	42404	03-0316876				Liberty Insurance CorporationIL.....	..IA.....	Liberty Mutual Insurance Company	Ownership, Board and Management	100.000	Liberty Mutual Holding Company Inc.NO.....	
		00000	52-2107018				Liberty Insurance Holdings, Inc.DE.....	..NIA.....	Liberty Mutual Insurance Company	Ownership, Board and Management	100.000	Liberty Mutual Holding Company Inc.NO.....	
		00000					Liberty Insurance LimitedVNM.....	..IA.....	Liberty UK and Europe Holdings Limited	Ownership, Board and Management	100.000	Liberty Mutual Holding Company Inc.NO.....	
		00000					Liberty Insurance Pte LtdSGP.....	..IA.....	Summit Asia Investments Holdings Pte. Ltd.	Ownership, Board and Management	100.000	Liberty Mutual Holding Company Inc.NO.....	
	.0111	19917	22-2227331				Liberty Insurance Underwriters Inc.IL.....	..IA.....	Liberty Mutual Insurance Company	Ownership, Board and Management	100.000	Liberty Mutual Holding Company Inc.NO.....	
		00000	51-0365936				Liberty International Asia Pacific Holdings LLCDE.....	..NIA.....	Liberty UK and Europe Holdings Limited	Ownership, Board and Management	100.000	Liberty Mutual Holding Company Inc.NO.....	
		00000	27-1448815				Liberty International Europe LLCDE.....	..NIA.....	Liberty International Holdings Inc.	Ownership, Board and Management	100.000	Liberty Mutual Holding Company Inc.NO.....	
		00000					Liberty International European Holdings, SàrlLUX.....	..NIA.....	Liberty UK and Europe Holdings Limited	Ownership, Board and Management	100.000	Liberty Mutual Holding Company Inc.NO.....	
		00000	04-3209289				Liberty International Holdings Inc.DE.....	..NIA.....	LIHI Holdings LLC	Ownership, Board and Management	100.000	Liberty Mutual Holding Company Inc.NO.....	
		00000					Liberty International Insurance LimitedHKG.....	..IA.....	Liberty Insurance Pte Ltd	Ownership, Board and Management	68.000	Liberty Mutual Holding Company Inc.NO.....	
		00000					Liberty International Insurance LimitedHKG.....	..IA.....	Summit Asia Investments Holdings Pte. Ltd.	Ownership, Board and Management	32.000	Liberty Mutual Holding Company Inc.NO.....	
		00000					Liberty International Netherlands V.O.F.NLD.....	..NIA.....	Liberty International Holdings Inc.	Ownership, Board and Management	86.000	Liberty Mutual Holding Company Inc.NO.....	
		00000					Liberty International Netherlands V.O.F.NLD.....	..NIA.....	Liberty International Europe LLC	Ownership, Board and Management	14.000	Liberty Mutual Holding Company Inc.NO.....	
		00000	83-4359199				Liberty International US European Holdings LLCDE.....	..NIA.....	Liberty International Netherlands V.O.F. .	Ownership, Board and Management	100.000	Liberty Mutual Holding Company Inc.NO.....	
	.0111	00000	04-3025735				Liberty Life Holdings Inc.DE.....	..NIA.....	Liberty Corporate Services LLC	Ownership, Board and Management	100.000	Liberty Mutual Holding Company Inc.NO.....	
		11041	74-2963323				Liberty Lloyds of Texas Insurance CompanyTX.....	..IA.....	Berkeley Management Corporation	Management and Attorney-in-Fact	0.000	Liberty Mutual Holding Company Inc.NO.....	
		00000	93-0962676				Liberty Management Services, Inc.OR.....	..NIA.....	Liberty Northwest Insurance Corporation ...	Ownership, Board and Management	100.000	Liberty Mutual Holding Company Inc.NO.....	
		00000					Liberty Managing Agency LimitedGBR.....	..IA.....	Liberty UK and Europe Holdings Limited	Ownership, Board and Management	100.000	Liberty Mutual Holding Company Inc.NO.....	
		00000	27-0619441				Liberty Metals & Mining Holdings, LLCDE.....	..NIA.....	Liberty Mutual Insurance Company	Ownership, Board and Management	100.000	Liberty Mutual Holding Company Inc.NO.....	
		00000	04-3199794				Liberty Mexico Holdings Inc.MA.....	..NIA.....	Liberty International Holdings Inc.	Ownership, Board and Management	100.000	Liberty Mutual Holding Company Inc.NO.....	
		00000					Liberty Mexico Holdings S.A. de C.V.MEX.....	..NIA.....	Liberty Mexico Holdings Inc.	Ownership, Board and Management	99.990	Liberty Mutual Holding Company Inc.NO.....	
		00000					Liberty Mexico Holdings S.A. de C.V.MEX.....	..NIA.....	Liberty UK and Europe Holdings Limited	Ownership, Board and Management	0.000	Liberty Mutual Holding Company Inc.NO.....	
		00000	51-0290450				Liberty Mutual Agency CorporationDE.....	..NIA.....	Liberty Insurance Holdings, Inc.	Ownership, Board and Management	100.000	Liberty Mutual Holding Company Inc.NO.....	
		00000	46-2913664				Liberty Mutual Auto and Home Services LLCMA.....	..NIA.....	Liberty Corporate Services LLC	Ownership, Board and Management	100.000	Liberty Mutual Holding Company Inc.NO.....	
		00000					Liberty Mutual Brasil Holdings Ltda.BRA.....	..NIA.....	Liberty Mutual Latin Holdings LLC	Ownership, Board, Management	100.000	Liberty Mutual Holding Company Inc.NO.....	
		00000					Liberty Mutual Brasil Holdings Ltda.BRA.....	..NIA.....	Liberty Mutual Services LLC	Ownership, Board, Management	0.000	Liberty Mutual Holding Company Inc.NO.....	
		00000	52-2272555				Liberty Mutual Captive Holdings LLCDE.....	..NIA.....	Liberty Mutual Insurance Company	Ownership, Board and Management	100.000	Liberty Mutual Holding Company Inc.NO.....	
		00000					Liberty Mutual Consulting Brasil Ltda.BRA.....	..NIA.....	Liberty Mutual Insurance Company	Ownership, Board and Management	99.900	Liberty Mutual Holding Company Inc.NO.....	
		00000					Liberty Mutual Consulting Brasil Ltda.BRA.....	..NIA.....	Liberty Insurance Underwriters Inc.	Ownership, Board and Management	0.100	Liberty Mutual Holding Company Inc.NO.....	
		00000					Liberty Mutual Consulting Chile SpACHL.....	..NIA.....	Liberty Mutual Latam LLC	Ownership, Management	100.000	Liberty Mutual Holding Company Inc.NO.....	
		00000					Liberty Mutual Consulting, S. de R.L. de C.V.MEX.....	..IA.....	Liberty Mutual Latin Holdings LLC	Ownership, Board and Management	99.990	Liberty Mutual Holding Company Inc.NO.....	
		00000													
		00000													
		00000													

ANNUAL STATEMENT FOR THE YEAR 2024 OF THE STATE AUTOMOBILE MUTUAL INSURANCE COMPANY

SCHEDULE Y

PART 1A - DETAIL OF INSURANCE HOLDING COMPANY SYSTEM

1	2	3	4	5	6	7	8	9	10	11	12	13	14	15	16
Group Code	Group Name	NAIC Company Code	ID Number	Federal RSSD	CIK	Name of Securities Exchange if Publicly Traded (U.S. or International)	Names of Parent, Subsidiaries Or Affiliates	Domi-ciliary Location	Relation-ship to Reporting Entity	Directly Controlled by (Name of Entity/Person)	Type of Control (Ownership, Board, Management, Attorney-in-Fact, Influence, Other)	If Control is Owner-ship Provide Percen-tage	Ultimate Controlling Entity(ies)/Person(s)	Is an SCA Filing Re-quired? (Yes/No)	*
		00000					Liberty Mutual Consulting, S. de R.L. de C.V.	..MEX.....	..IA.....	Liberty Mutual Services LLC	Ownership, Board and Management	0.010	Liberty Mutual Holding Company Inc.NO.....	
		00000	84-3694564				Liberty Mutual Credit Risk Transfer PCC Inc.	..DC.....	..IA.....	Liberty Mutual Insurance Company	Ownership, Board, Management	100.000	Liberty Mutual Holding Company Inc.NO.....	
		00000	04-3119508				Liberty Mutual Equity LLCMA.....	..NIA.....	Liberty Mutual Insurance Company	Ownership, Board and Management	100.000	Liberty Mutual Holding Company Inc.NO.....	
		00000					Liberty Mutual Finance Europe Designated Activity CompanyIRL.....	..UIP.....	LMHC Massachusetts Holdings Inc.	Ownership, Board and Management	100.000	Liberty Mutual Holding Company Inc.NO.....	
.0111	Liberty Mutual Insurance Company and its Affiliated Insurers	23035	04-1924000				Liberty Mutual Fire Insurance CompanyWI.....	..IA.....	Liberty Mutual Group Inc.	Ownership, Board and Management	100.000	Liberty Mutual Holding Company Inc.NO.....	
		00000	14-1893520				Liberty Mutual Foundation Inc.MA.....	..NIA.....	Liberty Mutual Insurance Company	Board and Management	0.000	Liberty Mutual Holding Company Inc.NO.....	
		00000	45-2105640				Liberty Mutual Group Asset Management Inc.DE.....	..NIA.....	Liberty Mutual Group Inc.	Ownership, Board and Management	100.000	Liberty Mutual Holding Company Inc.NO.....	
		00000	04-3583679				Liberty Mutual Group Inc.MA.....	..UIP.....	LMHC Massachusetts Holdings Inc.	Ownership, Board and Management	100.000	Liberty Mutual Holding Company Inc.NO.....	
		00000	04-3583681				Liberty Mutual Holding Company Inc.MA.....	..UIP.....	N/A	Ultimate Controlling ParentNO.....	
		00000	98-0434939				Liberty Mutual Holdings (Bermuda) LtdBMU.....	..NIA.....	Liberty Mutual Captive Holdings LLC	Ownership, Board and Management	100.000	Liberty Mutual Holding Company Inc.NO.....	
.0111	Liberty Mutual Insurance Company and its Affiliated Insurers	23043	04-1543470				Liberty Mutual Insurance CompanyMA.....	..IA.....	Liberty Mutual Group Inc.	Ownership, Board and Management	100.000	Liberty Mutual Holding Company Inc.NO.....	
		00000					Liberty Mutual Insurance Company – PACMA.....	..NIA.....	Liberty Mutual Insurance Company	Board and Management	0.000	Liberty Mutual Holding Company Inc.NO.....	
		00000					Liberty Mutual Insurance Europe SELUX.....	..IA.....	Liberty Specialty Markets Holdco S.L.U. ...	Ownership, Board and Management	100.000	Liberty Mutual Holding Company Inc.NO.....	
		00000	04-3479271				Liberty Mutual Investment Advisors LLCMA.....	..NIA.....	Liberty Mutual Group Asset Management Inc.	Ownership, Board and Management	100.000	Liberty Mutual Holding Company Inc.NO.....	
		00000	32-0177707				Liberty Mutual Investment Holdings LLCDE.....	..NIA.....	Liberty Mutual Insurance Company	Ownership, Board and Management	40.000	Liberty Mutual Holding Company Inc.NO.....	
		00000	32-0177707				Liberty Mutual Investment Holdings LLCDE.....	..NIA.....	Peerless Insurance Company	Ownership, Board and Management	22.000	Liberty Mutual Holding Company Inc.NO.....	
		00000	32-0177707				Liberty Mutual Investment Holdings LLCDE.....	..NIA.....	Employers Insurance Company of Wausau	Ownership, Board and Management	10.000	Liberty Mutual Holding Company Inc.NO.....	
		00000	32-0177707				Liberty Mutual Investment Holdings LLCDE.....	..NIA.....	Liberty Mutual Fire Insurance Company	Ownership, Board and Management	10.000	Liberty Mutual Holding Company Inc.NO.....	
		00000	32-0177707				Liberty Mutual Investment Holdings LLCDE.....	..NIA.....	The Ohio Casualty Insurance Company	Ownership, Board and Management	10.000	Liberty Mutual Holding Company Inc.NO.....	
		00000	32-0177707				Liberty Mutual Investment Holdings LLCDE.....	..NIA.....	Safeco Insurance Company of America	Ownership, Board and Management	8.000	Liberty Mutual Holding Company Inc.NO.....	
		00000					Liberty Mutual Ireland Investment Holdings LimitedIRL.....	..NIA.....	Liberty UK and Europe Holdings Limited	Ownership, Board and Management	100.000	Liberty Mutual Holding Company Inc.NO.....	
		00000	47-2941258				Liberty Mutual Latam LLCDE.....	..NIA.....	Liberty Mutual Insurance Company	Ownership, Board and Management	100.000	Liberty Mutual Holding Company Inc.NO.....	
		00000	84-2588296				Liberty Mutual Latin Holdings LLCDE.....	..NIA.....	Liberty Mutual Latam LLC	Ownership, Board, Management	100.000	Liberty Mutual Holding Company Inc.NO.....	
		00000	04-3217691				Liberty Mutual Managed Care LLCMA.....	..NIA.....	Liberty Corporate Services LLC	Ownership, Board and Management	100.000	Liberty Mutual Holding Company Inc.NO.....	
		00000	98-0434942				Liberty Mutual Management (Bermuda) LtdBMU.....	..NIA.....	Liberty Mutual Group Inc.	Ownership, Board and Management	100.000	Liberty Mutual Holding Company Inc.NO.....	
		00000	51-0529949				Liberty Mutual Management (South Carolina) LLCSC.....	..NIA.....	Liberty Mutual Captive Holdings LLC	Ownership, Board and Management	100.000	Liberty Mutual Holding Company Inc.NO.....	
		00000	06-1741899				Liberty Mutual Management (Vermont) LLCVT.....	..NIA.....	Liberty Mutual Captive Holdings LLC	Ownership, Board and Management	100.000	Liberty Mutual Holding Company Inc.NO.....	
		00000	04-4223650				Liberty Mutual Mexico LLCDE.....	..NIA.....	Liberty Mutual Insurance Company	Ownership, Board and Management	100.000	Liberty Mutual Holding Company Inc.NO.....	
.0111	Liberty Mutual Insurance Company and its Affiliated Insurers	14486	23-0867770				Liberty Mutual Mid-Atlantic Insurance CompanyMA.....	..IA.....	Liberty Mutual Insurance Company	Board and Management	0.000	Liberty Mutual Holding Company Inc.NO.....	
		00000	46-3043236				Liberty Mutual Opportunistic Investments LLCDE.....	..NIA.....	Liberty Mutual Insurance Company	Ownership, Board and Management	100.000	Liberty Mutual Holding Company Inc.NO.....	
.0111	Liberty Mutual Insurance Company and its Affiliated Insurers	12484	04-1023460				Liberty Mutual Personal Insurance CompanyNH.....	..IA.....	Liberty Mutual Group Inc.	Ownership, Board and Management	100.000	Liberty Mutual Holding Company Inc.NO.....	
		00000	82-0842778				Liberty Mutual Plano LLCDE.....	..NIA.....	St. James/Arlington Real Estate Limited Partnership	Ownership, Board and Management	100.000	Liberty Mutual Holding Company Inc.NO.....	
		00000	27-4064359				Liberty Mutual Retirement Plan Master TrustMA.....	..NIA.....	Liberty Mutual Group Inc.	Board	0.000	Liberty Mutual Holding Company Inc.NO.....	
		00000	04-3548586				Liberty Mutual Scholarship FoundationMA.....	..NIA.....	Liberty Mutual Insurance Company	Board and Management	0.000	Liberty Mutual Holding Company Inc.NO.....	
		00000	84-2593582				Liberty Mutual Services LLCDE.....	..NIA.....	Liberty Mutual Latam LLC	Ownership, Board, Management	100.000	Liberty Mutual Holding Company Inc.NO.....	
		00000	47-4222611				Liberty Mutual Strategic Ventures LLCDE.....	..NIA.....	Liberty Mutual Insurance Company	Ownership, Board and Management	100.000	Liberty Mutual Holding Company Inc.NO.....	
		00000					Liberty Mutual Surety Agencia de Seguros Ltda.COL.....	..IA.....	Liberty Mutual Latin Holdings LLC	Ownership, Board, Management	50.000	Liberty Mutual Holding Company Inc.NO.....	

ANNUAL STATEMENT FOR THE YEAR 2024 OF THE STATE AUTOMOBILE MUTUAL INSURANCE COMPANY

SCHEDULE Y

PART 1A - DETAIL OF INSURANCE HOLDING COMPANY SYSTEM

1	2	3	4	5	6	7	8	9	10	11	12	13	14	15	16
Group Code	Group Name	NAIC Company Code	ID Number	Federal RSSD	CIK	Name of Securities Exchange if Publicly Traded (U.S. or International)	Names of Parent, Subsidiaries Or Affiliates	Domi-ciliary Location	Relation-ship to Reporting Entity	Directly Controlled by (Name of Entity/Person)	Type of Control (Ownership, Board, Management, Attorney-in-Fact, Influence, Other)	If Control is Owner-ship Provide Percen-tage	Ultimate Controlling Entity(ies)/Person(s)	Is an SCA Filing Re-quired? (Yes/No)	*
		00000					Liberty Mutual Surety Agencia de Seguros Ltda.	..COLIA	Liberty Mutual Services LLC	Ownership, Board, Management	..50.000	Liberty Mutual Holding Company Inc.	...NO
		00000	92-2513480				Liberty Mutual Surety Agency LLC	..PAIA	Liberty Corporate Services LLC	Ownership, Board, Management	..100.000	Liberty Mutual Holding Company Inc.	...NO
		00000					Liberty Mutual Surety Brasil Ltda.	..BRAIA	Liberty Mutual Brasil Holdings Ltda.	Ownership, Board, Management	..100.000	Liberty Mutual Holding Company Inc.	...NO
		00000					Liberty Mutual Surety Brasil Ltda.	..BRAIA	Liberty Mutual Latin Holdings LLC	Ownership, Board, Management0.000	Liberty Mutual Holding Company Inc.	...NO
		00000	86-0145347				Liberty Mutual Surety Europe B.V.	..NLDIA	Liberty UK and Europe Holdings Limited	Ownership.....	..100.000	Liberty Mutual Holding Company Inc.	...NO
		00000					Liberty Mutual Surety S.L.U.	..ESPIA	Liberty UK and Europe Holdings Limited	Ownership, Board, Management	..100.000	Liberty Mutual Holding Company Inc.	...NO
		00000	81-4106347				Liberty Mutual Technology Group, Inc.	..DENIA	Liberty Corporate Services LLC	Ownership, Board and Management	..100.000	Liberty Mutual Holding Company Inc.	...NO
.0111	Liberty Mutual Insurance Company and its Affiliated Insurers	41939	93-0824674				Liberty Northwest Insurance Corporation	..ORIA	Peerless Insurance Company	Ownership, Board and Management	..100.000	Liberty Mutual Holding Company Inc.	...NO
		00000	26-3709536				Liberty Parkwood Crossing LLC	..INNIA	Liberty Real Estate Holdings LLC	Ownership, Board and Management	..100.000	Liberty Mutual Holding Company Inc.	...NO
.0111	Liberty Mutual Insurance Company and its Affiliated Insurers	11746	38-1742556				Liberty Personal Insurance Company	..NHIA	Liberty Mutual Insurance Company	Ownership, Board and Management	..100.000	Liberty Mutual Holding Company Inc.	...NO
		00000					Liberty Perú Gestión de Riesgos SAC	..PERNIA	Liberty Mutual Surety S.L.U.	Ownership, Board, Management	..99.900	Liberty Mutual Holding Company Inc.	...NO
		00000					Liberty Perú Gestión de Riesgos SAC	..PERNIA	Liberty UK and Europe Holdings Limited	Ownership, Board, Management0.100	Liberty Mutual Holding Company Inc.	...NO
		00000	98-0336014				Liberty Re (Bermuda) Limited	..BMUIA	Liberty Mutual Insurance Company	Ownership, Board and Management	..100.000	Liberty Mutual Holding Company Inc.	...NO
		00000	11-3826622				Liberty Real Estate Holdings LLC	..DENIA	Liberty Mutual Insurance Company	Ownership, Board and Management	..100.000	Liberty Mutual Holding Company Inc.	...NO
		00000	66-0963226				Liberty Seguros	..PRIA	Liberty Mutual Latam LLC	Ownership, Board and Management	..99.900	Liberty Mutual Holding Company Inc.	...NO
		00000					Liberty Seguros S.A.	..PERIA	Liberty Mutual Latam LLC	Ownership, Board and Management	..99.990	Liberty Mutual Holding Company Inc.	...NO
		00000					Liberty Seguros S.A.	..PERIA	Liberty Surplus Insurance Corporation	Ownership, Board and Management0.010	Liberty Mutual Holding Company Inc.	...NO
		00000	77-0653079				Liberty Spain Holdings LLC	..DENIA	Liberty UK and Europe Holdings Limited	Ownership, Board and Management	..100.000	Liberty Mutual Holding Company Inc.	...NO
		00000					Liberty Specialty Markets Agency Limited	..BMUNIA	Ironshore Inc.	Ownership.....	..100.000	Liberty Mutual Holding Company Inc.	...NO
		00000	98-0579287				Liberty Specialty Markets Bermuda Limited	..BMUNIA	Ironshore Inc.	Ownership.....	..100.000	Liberty Mutual Holding Company Inc.	...NO
		00000					Liberty Specialty Markets Europe S.a.r.l.	..LUXNIA	Liberty UK and Europe Holdings Limited	Ownership, Board and Management	..100.000	Liberty Mutual Holding Company Inc.	...NO
		00000					Liberty Specialty Markets Europe Two Sàrl	..LUXNIA	Liberty UK and Europe Holdings Limited	Ownership.....	..100.000	Liberty Mutual Holding Company Inc.	...NO
		00000					Liberty Specialty Markets Holdco Sàrl	..LUXNIA	Sàrl	Ownership, Board and Management	..100.000	Liberty Mutual Holding Company Inc.	...NO
		00000					Liberty Specialty Markets Hong Kong Limited	..HKGIA	Liberty UK and Europe Holdings Limited	Ownership, Board and Management	..100.000	Liberty Mutual Holding Company Inc.	...NO
		00000					Liberty Specialty Markets Limited	..GBRNIA	Liberty UK and Europe Holdings Limited	Ownership, Board and Management	..100.000	Liberty Mutual Holding Company Inc.	...NO
		00000					Liberty Specialty Markets MENA Limited	..AREIA	Liberty UK and Europe Holdings Limited	Ownership, Board and Management	..100.000	Liberty Mutual Holding Company Inc.	...NO
		00000					Liberty Specialty Markets Singapore Pte. Limited	..SGPIA	Liberty UK and Europe Holdings Limited	Ownership, Board and Management	..100.000	Liberty Mutual Holding Company Inc.	...NO
		00000					Liberty Specialty Services Limited	..GBRNIA	Liberty UK and Europe Holdings Limited	Ownership, Board and Management	..100.000	Liberty Mutual Holding Company Inc.	...NO
		00000	98-0336015				Liberty Sponsored Insurance (Vermont), Inc.	..VTIA	Liberty Mutual Insurance Company	Ownership, Board and Management	..100.000	Liberty Mutual Holding Company Inc.	...NO
		00000	38-3760923				Liberty Structured Holdings LLC	..DENIA	Liberty Mutual Insurance Company	Ownership, Board and Management	..20.000	Liberty Mutual Holding Company Inc.	...NO
		00000	38-3760923				Liberty Structured Holdings LLC	..DENIA	Peerless Insurance Company	Ownership, Board and Management	..45.000	Liberty Mutual Holding Company Inc.	...NO
		00000	38-3760923				Liberty Structured Holdings LLC	..DENIA	The Ohio Casualty Insurance Company	Ownership, Board and Management	..20.000	Liberty Mutual Holding Company Inc.	...NO
		00000	38-3760923				Liberty Structured Holdings LLC	..DENIA	Safeco Insurance Company of America	Ownership, Board and Management	..15.000	Liberty Mutual Holding Company Inc.	...NO
		00000					Liberty Surety México, S. de R.L. de C.V.	..MEXNIA	Liberty Mutual Mexico LLC	Ownership, Board and Management	..99.990	Liberty Mutual Holding Company Inc.	...NO
		00000					Liberty Surety México, S. de R.L. de C.V.	..MEXNIA	Liberty Surplus Insurance Corporation	Ownership, Board and Management0.010	Liberty Mutual Holding Company Inc.	...NO
.0111	Liberty Mutual Insurance Company and its Affiliated Insurers	10725	04-3390891				Liberty Surplus Insurance Corporation	..NHIA	Liberty Mutual Insurance Company	Ownership, Board and Management	..100.000	Liberty Mutual Holding Company Inc.	...NO
		00000	98-0641430				Liberty UK and Europe Holdings Limited	..GBRNIA	Liberty International US European Holdings LLC	Ownership, Board and Management	..100.000	Liberty Mutual Holding Company Inc.	...NO
		00000	77-0670984				Liberty/Hoffman Estates LLC	..DENIA	Liberty Real Estate Holdings LLC	Ownership, Board and Management	..100.000	Liberty Mutual Holding Company Inc.	...NO
		00000	46-0903379				Liberty/Kent LLC	..DENIA	Liberty Real Estate Holdings LLC	Ownership, Board and Management	..100.000	Liberty Mutual Holding Company Inc.	...NO
		00000	65-1314055				Liberty/Milwaukee LLC	..DENIA	Liberty Real Estate Holdings LLC	Ownership, Board and Management	..100.000	Liberty Mutual Holding Company Inc.	...NO
		00000	77-0670983				Liberty/Warrenville LLC	..DENIA	Liberty Real Estate Holdings LLC	Ownership, Board and Management	..100.000	Liberty Mutual Holding Company Inc.	...NO
		00000	22-2195982				Liberty-USA Corporation	..DENIA	Peerless Insurance Company	Ownership, Board and Management	..100.000	Liberty Mutual Holding Company Inc.	...NO
		00000	33-1616890				LIHI Holdings LLC	..DENIA	Liberty Mutual Insurance Company	Ownership, Management	..100.000	Liberty Mutual Holding Company Inc.	...NO

ANNUAL STATEMENT FOR THE YEAR 2024 OF THE STATE AUTOMOBILE MUTUAL INSURANCE COMPANY

SCHEDULE Y

PART 1A - DETAIL OF INSURANCE HOLDING COMPANY SYSTEM

1	2	3	4	5	6	7	8	9	10	11	12	13	14	15	16
Group Code	Group Name	NAIC Company Code	ID Number	Federal RSSD	CIK	Name of Securities Exchange if Publicly Traded (U.S. or International)	Names of Parent, Subsidiaries Or Affiliates	Domi-ciliary Location	Relation-ship to Reporting Entity	Directly Controlled by (Name of Entity/Person)	Type of Control (Ownership, Board, Management, Attorney-in-Fact, Influence, Other)	If Control is Owner-ship Provide Percen-tage	Ultimate Controlling Entity(ies)/Person(s)	Is an SCA Filing Re-quired? (Yes/No)	*
		00000	22-2424043				LIH-RE of America Corporation	DE	NIA	Liberty-USA Corporation	Ownership, Board and Management	100.000	Liberty Mutual Holding Company Inc.	NO	
		00000	75-2621007				LIU Specialty Insurance Agency Inc.	TX	IA	Liberty Corporate Services LLC	Ownership, Board and Management	100.000	Liberty Mutual Holding Company Inc.	NO	
		00000					LLIC S.a. r.l.	LUX	NIA	Liberty UK and Europe Holdings Limited	Ownership, Board and Management	100.000	Liberty Mutual Holding Company Inc.	NO	
.0111	Liberty Mutual Insurance Company and its Affiliated Insurers	36447	22-2227328				LM General Insurance Company	IL	IA	Liberty Mutual Insurance Company	Ownership, Board and Management	100.000	Liberty Mutual Holding Company Inc.	NO	
.0111	Liberty Mutual Insurance Company and its Affiliated Insurers	33600	04-3058504				LM Insurance Corporation	IL	IA	Liberty Mutual Insurance Company	Ownership, Board and Management	100.000	Liberty Mutual Holding Company Inc.	NO	
.0111	Liberty Mutual Insurance Company and its Affiliated Insurers	32352	22-2053189				LM Property and Casualty Insurance Company	IN	IA	Liberty Mutual Insurance Company	Ownership, Board and Management	100.000	Liberty Mutual Holding Company Inc.	NO	
		00000	30-1006170				LMAT Arbol Holdings LLC	DE	NIA	LMAT Natural Resources International S.L.	Ownership, Board and Management	100.000	Liberty Mutual Holding Company Inc.	NO	
		00000	82-1224041				LMAT Holdings LLC	DE	NIA	Liberty Mutual Insurance Company	Ownership	30.000	Liberty Mutual Holding Company Inc.	NO	
		00000	82-1224041				LMAT Holdings LLC	DE	NIA	Peerless Insurance Company	Ownership	30.000	Liberty Mutual Holding Company Inc.	NO	
		00000	82-1224041				LMAT Holdings LLC	DE	NIA	Liberty Mutual Fire Insurance Company	Ownership	10.000	Liberty Mutual Holding Company Inc.	NO	
		00000	82-1224041				LMAT Holdings LLC	DE	NIA	Employers Insurance Company of Wausau	Ownership	10.000	Liberty Mutual Holding Company Inc.	NO	
		00000	82-1224041				LMAT Holdings LLC	DE	NIA	Safeco Insurance Company of America	Ownership	10.000	Liberty Mutual Holding Company Inc.	NO	
		00000	82-1224041				LMAT Holdings LLC	DE	NIA	The Ohio Casualty Insurance Company	Ownership	10.000	Liberty Mutual Holding Company Inc.	NO	
		00000					LMAT Natural Resources International S.L.	ESP	NIA	Liberty Mutual Opportunistic Investments LLC	Ownership, Board and Management	100.000	Liberty Mutual Holding Company Inc.	NO	
		00000					LMAT Uruguay Holdings S.R.L.	URY	NIA	Contumil S.A.	Ownership	85.560	Liberty Mutual Holding Company Inc.	NO	
		00000					LMAT Uruguay Holdings S.R.L.	URY	NIA	LMAT Natural Resources International S.L.	Ownership	14.440	Liberty Mutual Holding Company Inc.	NO	
		00000					LMAT Uruguay Holdings S.R.L.	URY	NIA	LMAT Arbol Holdings LLC	Ownership	0.001	Liberty Mutual Holding Company Inc.	NO	
		00000	84-3770759				LMCRT-FRE-01 IC	DC	IA	Liberty Mutual Credit Risk Transfer PCC Inc.	Ownership, Board, Management	100.000	Liberty Mutual Holding Company Inc.	NO	
		00000	61-1558756				LMG Film Productions, LLC	MA	NIA	Liberty Mutual Insurance Company	Ownership, Board and Management	100.000	Liberty Mutual Holding Company Inc.	NO	
		00000					LMG Insurance Public Company Limited	THA	IA	Tun Kaoklai Co., Ltd.	Ownership, Board and Management	74.990	Liberty Mutual Holding Company Inc.	NO	
		00000					LMG Insurance Public Company Limited	THA	IA	Liberty International Asia Pacific Holdings LLC	Ownership, Board and Management	24.990	Liberty Mutual Holding Company Inc.	NO	
		00000					LMG Singapore Holdings Pte. Ltd.	SGP	NIA	Liberty International US European Holdings LLC	Ownership, Board and Management	100.000	Liberty Mutual Holding Company Inc.	NO	
		00000	04-3583680				LMHC Massachusetts Holdings Inc.	MA	UIP	Liberty Mutual Holding Company Inc.	Ownership, Board and Management	100.000	Liberty Mutual Holding Company Inc.	NO	
		00000	92-0790959				LMID, LLC	DE	NIA	Liberty Mutual Insurance Company	Ownership	100.000	Liberty Mutual Holding Company Inc.	NO	
		00000	81-2184892				LSH Real Estate Holdings LLC	DE	NIA	Liberty Structured Holdings LLC	Ownership, Board and Management	100.000	Liberty Mutual Holding Company Inc.	NO	
		00000	71-0950057				Managed Care Associates, Inc.	MS	IA	Excess Risk Reinsurance Inc.	Ownership	100.000	Liberty Mutual Holding Company Inc.	NO	
.0111	Liberty Mutual Insurance Company and its Affiliated Insurers	23353	35-1135866				Meridian Security Insurance Company	IN		State Auto Holdings, Inc.	Ownership, Board and Management	100.000	Liberty Mutual Holding Company Inc.	NO	
.0111	Liberty Mutual Insurance Company and its Affiliated Insurers	23507	31-0978279				Mid-American Fire & Casualty Company	NH	IA	The Midwestern Indemnity Company	Ownership, Board and Management	100.000	Liberty Mutual Holding Company Inc.	NO	
.0111	Liberty Mutual Insurance Company and its Affiliated Insurers	41653	46-0368854				Milbank Insurance Company	IA		State Auto Financial Corporation	Ownership, Board and Management	100.000	Liberty Mutual Holding Company Inc.	NO	
.0111	Liberty Mutual Insurance Company and its Affiliated Insurers	14613	52-0424870				Montgomery Mutual Insurance Company	MA	IA	Liberty Mutual Insurance Company	Board and Management	0.000	Liberty Mutual Holding Company Inc.	NO	
		00000	88-1727854				MVP1 Pooler, LLC	DE	NIA	Liberty Mutual Insurance Company	Ownership	40.000	Liberty Mutual Holding Company Inc.	NO	
		00000	88-1727854				MVP1 Pooler, LLC	DE	NIA	Peerless Insurance Company	Ownership	20.000	Liberty Mutual Holding Company Inc.	NO	
		00000	88-1727854				MVP1 Pooler, LLC	DE	NIA	Employers Insurance Company of Wausau	Ownership	10.000	Liberty Mutual Holding Company Inc.	NO	
		00000	88-1727854				MVP1 Pooler, LLC	DE	NIA	Liberty Mutual Fire Insurance Company	Ownership	10.000	Liberty Mutual Holding Company Inc.	NO	
		00000	88-1727854				MVP1 Pooler, LLC	DE	NIA	The Ohio Casualty Insurance Company	Ownership	10.000	Liberty Mutual Holding Company Inc.	NO	
		00000	88-1727854				MVP1 Pooler, LLC	DE	NIA	Safeco Insurance Company of America	Ownership	10.000	Liberty Mutual Holding Company Inc.	NO	
.0111	Liberty Mutual Insurance Company and its Affiliated Insurers	27944	35-1287317				National Insurance Association	IN	IA	The National Corporation	Management and Attorney-in-Fact	0.000	Liberty Mutual Holding Company Inc.	NO	
		00000					Nationale Borg Reinsurance N.V.	CUW	IA	Liberty Mutual Insurance Company	Ownership, Board, Management	100.000	Liberty Mutual Holding Company Inc.	NO	
		00000					Nationale Waarborg B.V.	NLD	IA	Liberty UK and Europe Holdings Limited	Ownership, Board, Management	100.000	Liberty Mutual Holding Company Inc.	NO	

ANNUAL STATEMENT FOR THE YEAR 2024 OF THE STATE AUTOMOBILE MUTUAL INSURANCE COMPANY

SCHEDULE Y

PART 1A - DETAIL OF INSURANCE HOLDING COMPANY SYSTEM

1	2	3	4	5	6	7	8	9	10	11	12	13	14	15	16
Group Code	Group Name	NAIC Company Code	ID Number	Federal RSSD	CIK	Name of Securities Exchange if Publicly Traded (U.S. or International)	Names of Parent, Subsidiaries Or Affiliates	Domi-ciliary Location	Relation-ship to Reporting Entity	Directly Controlled by (Name of Entity/Person)	Type of Control (Ownership, Board, Management, Attorney-in-Fact, Influence, Other)	If Control is Owner-ship Provide Percen-tage	Ultimate Controlling Entity(ies)/Person(s)	Is an SCA Filing Re-quired? (Yes/No)	*
.0111	Liberty Mutual Insurance Company and its Affiliated Insurers	00000	41-2098206				Network E&S Insurance Brokers, LLC	..OH.....		State Automobile Mutual Insurance Company	Ownership, Board and Management	100.000	Liberty Mutual Holding Company Inc.	..NO.....	
		23892	93-6029263				North Pacific Insurance Company	..OR.....	..IA.....	Liberty Northwest Insurance Corporation	Ownership, Board and Management	100.000	Liberty Mutual Holding Company Inc.	..NO.....	
		00000	31-1364002				Ocasco Budget, Inc.	..OH.....	..NIA.....	The Ohio Casualty Insurance Company	Ownership, Board and Management	100.000	Liberty Mutual Holding Company Inc.	..NO.....	
		00000	31-1377709				OCI Printing, Inc.	..OH.....	..NIA.....	Ohio Casualty Corporation	Ownership, Board and Management	100.000	Liberty Mutual Holding Company Inc.	..NO.....	
		00000	31-0783294				Ohio Casualty Corporation	..OH.....	..NIA.....	Liberty Mutual Insurance Company	Ownership, Board and Management	78.000	Liberty Mutual Holding Company Inc.	..NO.....	
		00000	31-0783294				Ohio Casualty Corporation	..OH.....	..NIA.....	Employers Insurance Company of Wausau	Ownership, Board and Management	8.000	Liberty Mutual Holding Company Inc.	..NO.....	
		00000	31-0783294				Ohio Casualty Corporation	..OH.....	..NIA.....	Peerless Insurance Company	Ownership, Board and Management	8.000	Liberty Mutual Holding Company Inc.	..NO.....	
		00000	31-0783294				Ohio Casualty Corporation	..OH.....	..NIA.....	Liberty Mutual Fire Insurance Company	Ownership, Board and Management	6.000	Liberty Mutual Holding Company Inc.	..NO.....	
		24082	31-0541777				Ohio Security Insurance Company	..NH.....	..IA.....	The Ohio Casualty Insurance Company	Ownership, Board and Management	100.000	Liberty Mutual Holding Company Inc.	..NO.....	
		00000	92-3955867				OIC Structured Equity LMI Fund L.P.	..DE.....	..NIA.....	Liberty Mutual Opportunistic Investments LLC	Ownership.....	99.000	Liberty Mutual Holding Company Inc.	..NO.....	
.0111	Liberty Mutual Insurance Company and its Affiliated Insurers	00000	99-3311288				Omelette Borrower LLC	..DE.....	..NIA.....	Omelette Topco LLC	Ownership.....	100.000	Liberty Mutual Holding Company Inc.	..NO.....	
		00000	99-3148662				Omelette Topco LLC	..DE.....	..NIA.....	Liberty Mutual Insurance Company	Ownership.....	45.000	Liberty Mutual Holding Company Inc.	..NO.....	
		00000	99-3148662				Omelette Topco LLC	..DE.....	..NIA.....	Peerless Insurance Company	Ownership.....	25.000	Liberty Mutual Holding Company Inc.	..NO.....	
		00000	99-3148662				Omelette Topco LLC	..DE.....	..NIA.....	Employers Insurance Company of Wausau	Ownership.....	10.000	Liberty Mutual Holding Company Inc.	..NO.....	
		00000	99-3148662				Omelette Topco LLC	..DE.....	..NIA.....	Liberty Mutual Fire Insurance Company	Ownership.....	10.000	Liberty Mutual Holding Company Inc.	..NO.....	
		00000	99-3148662				Omelette Topco LLC	..DE.....	..NIA.....	The Ohio Casualty Insurance Company	Ownership.....	10.000	Liberty Mutual Holding Company Inc.	..NO.....	
		00000	99-4936605				Omelette Underlying Trust	..DE.....	..NIA.....	Omelette Borrower LLC	Ownership.....	100.000	Liberty Mutual Holding Company Inc.	..NO.....	
		00000	26-0258241				Open Seas Solutions, Inc.	..WA.....	..NIA.....	Safeco Corporation	Ownership, Board and Management	100.000	Liberty Mutual Holding Company Inc.	..NO.....	
		23922	93-0241650				Oregon Automobile Insurance Company	..OR.....	..IA.....	Liberty Northwest Insurance Corporation	Ownership, Board and Management	100.000	Liberty Mutual Holding Company Inc.	..NO.....	
		00000	82-4306959				PAGUS Holdings LLC	..DE.....	..NIA.....	LMAT Holdings LLC	Ownership, Board and Management	100.000	Liberty Mutual Holding Company Inc.	..NO.....	
.0111	Liberty Mutual Insurance Company and its Affiliated Insurers	14923	06-0487440				Patrons Mutual Insurance Company of Connecticut	..MA.....	..IA.....	State Automobile Mutual Insurance Company	Board, Management	0.000	Liberty Mutual Holding Company Inc.	..NO.....	
		18333	13-2919779				Peerless Indemnity Insurance Company	..IL.....	..IA.....	Liberty-USA Corporation	Ownership, Board and Management	100.000	Liberty Mutual Holding Company Inc.	..NO.....	
		24198	02-0177030				Peerless Insurance Company	..NH.....	..IA.....	Liberty Mutual Agency Corporation	Ownership, Board and Management	100.000	Liberty Mutual Holding Company Inc.	..NO.....	
		30945	58-1140651				Plaza Insurance Company	..IA.....		Rockhill Insurance Company	Ownership, Board and Management	100.000	Liberty Mutual Holding Company Inc.	..NO.....	
		00000	46-2678004				Post-Closing LSG, LLC	..FL.....	..IA.....	Ironshore Surety Holdings Inc.	Ownership.....	20.000	Liberty Mutual Holding Company Inc.	..NO.....	
		00000	01-0712531				PT Independence Energy Holdings LLC	..DE.....	..NIA.....	Liberty Energy Holdings, LLC	Ownership.....	100.000	Liberty Mutual Holding Company Inc.	..NO.....	
		00000	26-0800397				Rianoc Research Corporation	..WA.....	..NIA.....	Open Seas Solutions, Inc.	Ownership, Board and Management	100.000	Liberty Mutual Holding Company Inc.	..NO.....	
		00000	25-1923260				Rockhill Holding Company	..DE.....		State Automobile Mutual Insurance Company	Ownership, Board and Management	100.000	Liberty Mutual Holding Company Inc.	..YES.....	
		28053	06-1149847				Rockhill Insurance Company	..AZ.....		Rockhill Holding Company	Ownership, Board and Management	100.000	Liberty Mutual Holding Company Inc.	..NO.....	
		00000	20-8406742				Rockhill Insurance Services LLC	..CA.....		Rockhill Holding Company	Ownership, Board and Management	100.000	Liberty Mutual Holding Company Inc.	..NO.....	
.0111	Liberty Mutual Insurance Company and its Affiliated Insurers	00000	01-0712531				Rockhill Underwriting Management, LLC	..MO.....		Rockhill Holding Company	Ownership, Board and Management	100.000	Liberty Mutual Holding Company Inc.	..NO.....	
		00000	41-1440870				RTW, Inc	..MN.....		Rockhill Holding Company	Ownership, Board and Management	100.000	Liberty Mutual Holding Company Inc.	..NO.....	
		00000	31-1425223				SA Software Shelf, Inc	..OH.....		State Auto Financial Corporation	Ownership, Board, Management	100.000	Liberty Mutual Holding Company Inc.	..NO.....	
		00000	91-0742146				Safeco Corporation	..WA.....	..NIA.....	Liberty Mutual Agency Corporation	Ownership, Board and Management	100.000	Liberty Mutual Holding Company Inc.	..NO.....	
		00000	75-2865575				Safeco General Agency, Inc.	..TX.....	..IA.....	General Insurance Company of America	Ownership, Board and Management	100.000	Liberty Mutual Holding Company Inc.	..NO.....	
		24740	91-0742148				Safeco Insurance Company of America	..NH.....	..IA.....	Safeco Corporation	Ownership, Board and Management	100.000	Liberty Mutual Holding Company Inc.	..NO.....	
		39012	91-1115311				Safeco Insurance Company of Illinois	..IL.....	..IA.....	Safeco Insurance Company of America	Ownership, Board and Management	100.000	Liberty Mutual Holding Company Inc.	..NO.....	
		11215	23-2640501				Safeco Insurance Company of Indiana	..IN.....	..IA.....	General Insurance Company of America	Ownership, Board and Management	100.000	Liberty Mutual Holding Company Inc.	..NO.....	

ANNUAL STATEMENT FOR THE YEAR 2024 OF THE STATE AUTOMOBILE MUTUAL INSURANCE COMPANY

SCHEDULE Y

PART 1A - DETAIL OF INSURANCE HOLDING COMPANY SYSTEM

1	2	3	4	5	6	7	8	9	10	11	12	13	14	15	16
Group Code	Group Name	NAIC Company Code	ID Number	Federal RSSD	CIK	Name of Securities Exchange if Publicly Traded (U.S. or International)	Names of Parent, Subsidiaries Or Affiliates	Domi-ciliary Location	Relation-ship to Reporting Entity	Directly Controlled by (Name of Entity/Person)	Type of Control (Ownership, Board, Management, Attorney-in-Fact, Influence, Other)	If Control is Owner-ship Provide Percen-tage	Ultimate Controlling Entity(ies)/Person(s)	Is an SCA Filing Re-quired? (Yes/No)	*
. 0111 ...	Liberty Mutual Insurance Company and its Affiliated Insurers 11071	93-1300233	Safeco Insurance Company of OregonOR.....IA.....	Safeco Insurance Company of America	Ownership, Board and Management	100.000 ...	Liberty Mutual Holding Company Inc.NO.....
. 0111 ...	Liberty Mutual Insurance Company and its Affiliated Insurers 11070	91-6258394	Safeco Lloyds Insurance CompanyTX.....IA.....	General America Corporation of Texas	Management and Attorney-in-Fact	0.000 ...	Liberty Mutual Holding Company Inc.NO.....
. 0111 ...	Liberty Mutual Insurance Company and its Affiliated Insurers 24759	91-0885519	Safeco National Insurance CompanyNH.....IA.....	Safeco Insurance Company of America	Ownership, Board and Management	100.000 ...	Liberty Mutual Holding Company Inc.NO.....
..... 00000	91-1273246	Safeco Properties, Inc.WA.....NIA.....	Safeco Corporation	Ownership, Board and Management	100.000 ...	Liberty Mutual Holding Company Inc.NO.....
. 0111 ...	Liberty Mutual Insurance Company and its Affiliated Insurers 11100	91-1231536	Safeco Surplus Lines Insurance CompanyNH.....IA.....	Safeco Insurance Company of America	Ownership, Board and Management	100.000 ...	Liberty Mutual Holding Company Inc.NO.....
. 0111 ...	Liberty Mutual Insurance Company and its Affiliated Insurers 10837	33-0763208	San Diego Insurance CompanyCA.....IA.....	Liberty Mutual Insurance Company	Ownership, Board and Management	100.000 ...	Liberty Mutual Holding Company Inc.NO.....
..... 00000	Santa Marta Floresta Brasil Ltda.BRA.....NIA.....	TECA Santa Marta Holdings, S.L.	Ownership.....	99.900 ...	Liberty Mutual Holding Company Inc.NO.....
..... 00000	Santa Marta Floresta Brasil Ltda.BRA.....NIA.....	TECA SM LLC	Ownership.....	0.010 ...	Liberty Mutual Holding Company Inc.NO.....
..... 00000	Santa Rita Arbol Holdings S.L.ESP.....NIA.....	LMAT Natural Resources International S.L.	Ownership.....	100.000 ...	Liberty Mutual Holding Company Inc.NO.....
..... 00000	Santa Rita Madeira e Floresta Ltda.BRA.....NIA.....	Santa Rita Arbol Holdings, S.L.	Ownership.....	99.900 ...	Liberty Mutual Holding Company Inc.NO.....
..... 00000	Santa Rita Madeira e Floresta Ltda.BRA.....NIA.....	TECA SR LLC	Ownership.....	0.010 ...	Liberty Mutual Holding Company Inc.NO.....
..... 00000	82-4345429	Shandon Valley Vineyards LLCDE.....NIA.....	PAGUS Holdings LLC	Ownership, Board and Management	100.000 ...	Liberty Mutual Holding Company Inc.NO.....
..... 00000	Solaria Labs Singapore Pte. LtdSGP.....NIA.....	Liberty UK and Europe Holdings Limited	Ownership, Board and Management	100.000 ...	Liberty Mutual Holding Company Inc.NO.....
..... 00000	81-2854330	Solaria Labs, LLCDE.....NIA.....	Liberty Mutual Insurance Company	Ownership, Board and Management	100.000 ...	Liberty Mutual Holding Company Inc.NO.....
..... 00000	84-1695835	St. James/Arlington LLCMA.....NIA.....	Employers Insurance Company of Wausau	Ownership, Board and Management	100.000 ...	Liberty Mutual Holding Company Inc.NO.....
..... 00000	01-0854295	St. James/Arlington Management LLCMA.....NIA.....	Liberty Mutual Insurance Company	Ownership, Board and Management	100.000 ...	Liberty Mutual Holding Company Inc.NO.....
..... 00000	84-1695837	St. James/Arlington Real Estate LimitedMA.....NIA.....	St. James/Arlington LLC	Ownership, Board and Management	3.000 ...	Liberty Mutual Holding Company Inc.NO.....
..... 00000	84-1695837	St. James/Arlington Real Estate LimitedMA.....NIA.....	Liberty Mutual Insurance Company	Ownership, Board and Management	92.000 ...	Liberty Mutual Holding Company Inc.NO.....
..... 00000	84-1695837	St. James/Arlington Real Estate LimitedMA.....NIA.....	Liberty Mutual Fire Insurance Company	Ownership, Board and Management	5.000 ...	Liberty Mutual Holding Company Inc.NO.....
..... 00000	31-1324304	State Auto Financial CorporationOH.....	State Automobile Mutual Insurance Company	Ownership, Board and Management	100.000 ...	Liberty Mutual Holding Company Inc.YES.....
..... 00000	State Auto FoundationOH.....NIA.....	Liberty Mutual Insurance Company	Board, Management	0.000 ...	Liberty Mutual Holding Company Inc.NO.....
..... 00000	20-8756040	State Auto Holdings, Inc.OH.....	State Automobile Mutual Insurance Company	Ownership, Board and Management	100.000 ...	Liberty Mutual Holding Company Inc.YES.....
. 0111 ...	Liberty Mutual Insurance Company and its Affiliated Insurers 11017	31-1651026	State Auto Insurance Company of OhioOH.....	State Auto Financial Corporation	Ownership, Board and Management	100.000 ...	Liberty Mutual Holding Company Inc.NO.....
. 0111 ...	Liberty Mutual Insurance Company and its Affiliated Insurers 31755	39-1211058	State Auto Insurance Company of WisconsinWI.....	State Automobile Mutual Insurance Company	Ownership, Board and Management	100.000 ...	Liberty Mutual Holding Company Inc.NO.....
..... 00000	82-2704976	State Auto Labs Corp.OH.....	State Automobile Mutual Insurance Company	Ownership, Board and Management	100.000 ...	Liberty Mutual Holding Company Inc.YES.....
. 0111 ...	Liberty Mutual Insurance Company and its Affiliated Insurers 25127	57-6010814	State Auto Property & Casualty Insurance CompanyIA.....	State Auto Financial Corporation	Ownership, Board and Management	100.000 ...	Liberty Mutual Holding Company Inc.NO.....
. 0111 ...	Liberty Mutual Insurance Company and its Affiliated Insurers 25135	31-4316080	State Automobile Mutual Insurance CompanyOH.....	Liberty Mutual Group Inc.	Ownership, Board and Management	100.000 ...	Liberty Mutual Holding Company Inc.NO.....
..... 00000	31-0676465	Stateco Financial Services, Inc.OH.....	State Auto Financial Corporation	Ownership, Board and Management	100.000 ...	Liberty Mutual Holding Company Inc.NO.....
..... 00000	Summit Asia Investments Holdings Pte. Ltd.SGP.....NIA.....	Liberty International Asia Pacific Holdings LLC	Ownership, Board and Management	100.000 ...	Liberty Mutual Holding Company Inc.NO.....
..... 00000	04-3545985	Tara Energy Investments, LLCDE.....NIA.....	Liberty Energy Holdings, LLC	Ownership, Board and Management	100.000 ...	Liberty Mutual Holding Company Inc.NO.....
..... 00000	TECA Santa Marta Holdings S.L.ESP.....NIA.....	LMAT Natural Resources International S.L.	Ownership.....	100.000 ...	Liberty Mutual Holding Company Inc.NO.....
..... 00000	82-4167330	TECA SM LLCDE.....NIA.....	Teca Santa Marta Holdings S.L.	Ownership.....	100.000 ...	Liberty Mutual Holding Company Inc.NO.....
..... 00000	82-4159428	TECA SR LLCDE.....NIA.....	Santa Rita Arbol Holdings S.L.	Ownership.....	100.000 ...	Liberty Mutual Holding Company Inc.NO.....
. 0111 ...	Liberty Mutual Insurance Company and its Affiliated Insurers 33588	04-3058503	The First Liberty Insurance CorporationIL.....IA.....	Liberty Mutual Insurance Company	Ownership, Board and Management	100.000 ...	Liberty Mutual Holding Company Inc.NO.....
. 0111 ...	Liberty Mutual Insurance Company and its Affiliated Insurers 23515	31-0978280	The Midwestern Indemnity CompanyNH.....IA.....	Peerless Insurance Company	Ownership, Board and Management	100.000 ...	Liberty Mutual Holding Company Inc.NO.....
..... 00000	35-1283740	The National CorporationIN.....NIA.....	Liberty-USA Corporation	Ownership, Board and Management	100.000 ...	Liberty Mutual Holding Company Inc.NO.....

ANNUAL STATEMENT FOR THE YEAR 2024 OF THE STATE AUTOMOBILE MUTUAL INSURANCE COMPANY

SCHEDULE Y

PART 1A - DETAIL OF INSURANCE HOLDING COMPANY SYSTEM

1	2	3	4	5	6	7	8	9	10	11	12	13	14	15	16
Group Code	Group Name	NAIC Company Code	ID Number	Federal RSSD	CIK	Name of Securities Exchange if Publicly Traded (U.S. or International)	Names of Parent, Subsidiaries Or Affiliates	Domi-ciliary Loca-tion	Relation-ship to Reporting Entity	Directly Controlled by (Name of Entity/Person)	Type of Control (Ownership, Board, Management, Attorney-in-Fact, Influence, Other)	If Control is Owner-ship Provide Percen-tage	Ultimate Controlling Entity(ies)/Person(s)	Is an SCA Filing Re-quired? (Yes/No)	*
. 0111 ...	Liberty Mutual Insurance Company and its Affiliated Insurers 24171	02-0342937	The Netherlands Insurance Company NH..... IA.....	Peerless Insurance Company	Ownership, Board and Management	100.000 ...	Liberty Mutual Holding Company Inc. NO.....
. 0111 ...	Liberty Mutual Insurance Company and its Affiliated Insurers 24074	31-0396250	The Ohio Casualty Insurance Company NH..... IA.....	Ohio Casualty Corporation	Ownership, Board and Management	100.000 ...	Liberty Mutual Holding Company Inc. NO.....
..... 00000	Tun Kaoklai Co., Ltd. THA..... NIA.....	Kritaya Tun Company Limited	Ownership, Board and Management	99.990 ...	Liberty Mutual Holding Company Inc. NO.....
..... 00000	Tun Kaoklai Co., Ltd. THA..... NIA.....	Liberty International Asia Pacific Holdings LLC	Ownership, Board and Management	0.010 ...	Liberty Mutual Holding Company Inc. NO.....
..... 00000	Vitoria Floresta Brasil Ltda. BRA..... NIA.....	LMAT Natural Resources International S.L.	Ownership.....	99.990 ...	Liberty Mutual Holding Company Inc. NO.....
..... 00000	Vitoria Floresta Brasil Ltda. BRA..... NIA.....	LMAT Arbol Holdings LLC	Ownership.....	0.010 ...	Liberty Mutual Holding Company Inc. NO.....
. 0111 ...	Liberty Mutual Insurance Company and its Affiliated Insurers 26069	36-3522250	Wausau Business Insurance Company WI..... IA.....	Liberty Mutual Insurance Company	Ownership, Board and Management	100.000 ...	Liberty Mutual Holding Company Inc. NO.....
. 0111 ...	Liberty Mutual Insurance Company and its Affiliated Insurers 26425	36-2753986	Wausau General Insurance Company WI..... IA.....	Liberty Mutual Insurance Company	Ownership, Board and Management	100.000 ...	Liberty Mutual Holding Company Inc. NO.....
..... 00000	Wausau Insurance Company (U.K.) Limited GBR..... IA.....	Liberty International Netherlands V.O.F. .	Ownership, Board and Management	100.000 ...	Liberty Mutual Holding Company Inc. NO.....
. 0111 ...	Liberty Mutual Insurance Company and its Affiliated Insurers 26042	39-1341459	Wausau Underwriters Insurance Company WI..... IA.....	Liberty Mutual Insurance Company	Ownership, Board and Management	100.000 ...	Liberty Mutual Holding Company Inc. NO.....
. 0111 ...	Liberty Mutual Insurance Company and its Affiliated Insurers 44393	31-0624491	West American Insurance Company IN..... IA.....	The Ohio Casualty Insurance Company	Ownership, Board and Management	100.000 ...	Liberty Mutual Holding Company Inc. NO.....
..... 00000	45-2396108	Wildcat Field Services, LLC TX..... NIA.....	Wildcat Midstream Holdings II LLC	Ownership.....	100.000 ...	Liberty Mutual Holding Company Inc. NO.....
..... 00000	46-1637784	Wildcat Midstream Holdings II LLC TX..... NIA.....	Kellen Holdings, LLC	Ownership.....	95.000 ...	Liberty Mutual Holding Company Inc. NO.....
..... 00000	35-2604562	Workgrid Software, Inc. CA..... NIA.....	Liberty Mutual Technology Group, Inc.	Ownership, Board and Management	100.000 ...	Liberty Mutual Holding Company Inc. NO.....

Asterisk
.....

NONE

ANNUAL STATEMENT FOR THE YEAR 2024 OF THE STATE AUTOMOBILE MUTUAL INSURANCE COMPANY

SCHEDULE Y

PART 2 - SUMMARY OF INSURER’S TRANSACTIONS WITH ANY AFFILIATES

1	2	3	4	5	6	7	8	9	10	11	12	13
NAIC Company Code	ID Number	Names of Insurers and Parent, Subsidiaries or Affiliates	Shareholder Dividends	Capital Contributions	Purchases, Sales or Exchanges of Loans, Securities, Real Estate, Mortgage Loans or Other Investments	Income/ (Disbursements) Incurred in Connection with Guarantees or Undertakings for the Benefit of any Affiliate(s)	Management Agreements and Service Contracts	Income/ (Disbursements) Incurred Under Reinsurance Agreements	*	Any Other Material Activity Not in the Ordinary Course of the Insurer's Business	Totals	Reinsurance Recoverable/ (Payable) on Losses and/or Reserve Credit Taken/(Liability)
12696	58-0953149	AMERICA FIRST INSURANCE COMPANY										28,505,317
11526	74-3038540	AMERICA FIRST LLOYD'S INSURANCE COMPANY										53,768,660
45934	41-1719183	AMERICAN COMPENSATION INSURANCE COMPANY										89,174,176
19690	35-1044900	AMERICAN ECONOMY INSURANCE COMPANY										2,731,832,472
24066	59-0141790	AMERICAN FIRE AND CASUALTY COMPANY										782,361,936
19704	35-0145400	AMERICAN STATES INSURANCE COMPANY										976,495,273
19712	75-6005586	AMERICAN STATES INSURANCE COMPANY OF TEXAS										21,227,464
31933	75-6220479	AMERICAN STATES LLOYDS INSURANCE COMPANY										71,031
37214	35-1466792	AMERICAN STATES PREFERRED INSURANCE COMPANY										129,418,393
00000	98-0405213	ARLINGTON INSURANCE COMPANY LTD										(17,838,000)
00000	AA-0000000	BARCO ASSIGNMENTS LTD		84,496							84,496	
00000	AA-0000000	BERKELEY COLUMBUS REAL ESTATE	(10,000,000)								(10,000,000)	
00000	AA-0000000	BERKELEY/COLUMBUS II LLC										
00000	27-0547665	BERKELEY/COLUMBUS III LLC										
00000	AA-0000000	BERKELEY/ST. JAMES II										
00000	AA-0000000	BERKELEY/ST. JAMES REAL ESTATE	(13,700,000)								(13,700,000)	
12311	41-1988144	BLOOMINGTON COMPENSATION INSURANCE COMPANY										8,315,232
41785	84-0856682	COLORADO CASUALTY INSURANCE COMPANY										50,829,935
00000	AA-0000000	COMPARION INSURANCE AGENCY, LLC	(126,000,000)								(126,000,000)	
22640	35-6018566	CONSOLIDATED INSURANCE COMPANY										154,272,465
21458	39-0264050	EMPLOYERS INSURANCE COMPANY OF WAUSAU	3,495,741	(39,000,000)			(194,670,861)				(230,175,120)	(5,072,408,707)
11045	15-0302550	EXCELSIOR INSURANCE COMPANY										169,614,729
24724	91-0742144	FIRST NATIONAL INSURANCE COMPANY OF AMERICA										890,227,500
24732	91-0231910	GENERAL INSURANCE COMPANY OF AMERICA										929,744,326
10836	33-0763205	GOLDEN EAGLE INSURANCE CORPORATION										36,775,064
36919	39-1321384	HAWKEYE-SECURITY INSURANCE COMPANY										13,671,669
00000	AA-0000000	HELMSMAN INSURANCE AGENCY, LLC	(120,000,000)								(120,000,000)	
00000	AA-0000000	HELMSMAN MANAGEMENT SERVICES, INC	(20,000,000)								(20,000,000)	
00000	AA-0000000	HELMSMAN SERVICES CANADA INC.										
22659	35-0410010	INDIANA INSURANCE COMPANY										92,339,875
26700	36-2690333	INSURANCE COMPANY OF ILLINOIS										103,069,084
00000	AA-0000000	IRONSHORE EUROPE LTD.										956,000
00000	AA-0000000	IRONSHORE INC.	50,000,000	(14,184,169)							35,815,831	
23647	41-0121640	IRONSHORE INDEMNITY INC										914,421,096
00000	AA-0000000	IRONSHORE INSURANCE LTD	6,418,000								6,418,000	
00000	AA-0000000	IRONSHORE INVESTMENTS HOLDINGS LTD.	(1,000,000)								(1,000,000)	
00000	AA-0000000	IRONSHORE INVESTMENTS BL I LTD (BERMUDA)	(5,418,000)								(5,418,000)	
00000	45-5570804	Ironshore Risk Retention Group, Inc.										1,127,320
25445	94-1264187	IRONSHORE SPECIALTY INSURANCE COMPANY										5,359,499,306
00000	AA-3190937	IRON-STARR EXCESS AGENCY, INC										

SCHEDULE Y

PART 2 - SUMMARY OF INSURER’S TRANSACTIONS WITH ANY AFFILIATES

1	2	3	4	5	6	7	8	9	10	11	12	13
NAIC Company Code	ID Number	Names of Insurers and Parent, Subsidiaries or Affiliates	Shareholder Dividends	Capital Contributions	Purchases, Sales or Exchanges of Loans, Securities, Real Estate, Mortgage Loans or Other Investments	Income/ (Disbursements) Incurred in Connection with Guarantees or Undertakings for the Benefit of any Affiliate(s)	Management Agreements and Service Contracts	Income/ (Disbursements) Incurred Under Reinsurance Agreements	*	Any Other Material Activity Not in the Ordinary Course of the Insurer's Business	Totals	Reinsurance Recoverable/ (Payable) on Losses and/or Reserve Credit Taken/(Liability)
00000	AA-0000000	LEXCO LTD										
00000	AA-0000000	LIBERTY BRASIL INVESTIMENTOS E PARTICIPACOES LIMITADA										
00000	AA-0000000	LIBERTY COMPANIA DE SEGUROS GENERALES,										3,471,000
00000	AA-0000000	LIBERTY CORPORATE SERVICES										
19544	75-2447701	LIBERTY COUNTY MUTUAL INSURANCE COMPANY										1,259,337,124
00000	52-2282916	LIBERTY ENERGY HOLDINGS LLC		(112,000,000)							(112,000,000)	
00000	AA-0000000	LIBERTY INFORMATION TECHNOLOGY	(6,275,000)								(6,275,000)	
00000	AA-5480066	LIBERTY INSURANCE BERHAD	(35,452,348)								(35,452,348)	6,964,000
00000	AA-0000000	LIBERTY INSURANCE COMPANY LTD.										(10,000)
42404	03-0316876	LIBERTY INSURANCE CORPORATION		4,829,726							4,829,726	6,696,511,429
00000	52-2107018	LIBERTY INSURANCE HOLDINGS INC.	30,000,000								30,000,000	
00000	AA-0000000	LIBERTY INSURANCE LIMITED										279,000
00000	AA-0000000	LIBERTY INSURANCE LIMITED (IRELAND)										
00000	AA-0000000	LIBERTY INSURANCE OJSC										(173,000)
00000	AA-5760024	LIBERTY INSURANCE PTE LTD										(3,641,000)
00000	AA-05761050	LIBERTY INSURANCE PTE LTD.										4,928,000
19917	22-2227331	LIBERTY INSURANCE UNDERWRITERS INC.										1,943,636,659
00000	AA-0000000	LIBERTY INTERNATIONAL (HK) LIMITED										
00000	04-3209289	LIBERTY INTERNATIONAL HOLDINGS INC.	(2,419,251,354)	(1,207,295,875)							(3,626,547,229)	
00000	AA-1780043	LIBERTY INTERNATIONAL INSURANCE CO LTD										
00000	AA-5320110	LIBERTY INTERNATIONAL INSURANCE LTD										111,170,000
00000	AA-0000000	LIBERTY INTERNATIONAL UNDERWRITER SINGAPORE										19,993,000
65315	04-6076039	LIBERTY LIFE ASSURANCE COMPANY OF BOSTON										
11041	74-2963323	LIBERTY LLOYDS OF TEXAS INSURANCE COMPANY										14,132,913
00000	AA-0000000	LIBERTY MANAGEMENT SERVICES INC										
00000	AA-0000000	LIBERTY METALS AND MINING HOLDINGS LLC		(11,000,000)							(11,000,000)	
00000	AA-3190194	LIBERTY MUTUAL (BERMUDA) LTD.										(1,463,000)
00000	AA-0000000	LIBERTY MUTUAL CAPTIVE HOLDINGS LLC										
00000	AA-0000000	LIBERTY MUTUAL DIRECT INSURANCE COMPANY										22,000
23035	04-1924000	LIBERTY MUTUAL FIRE INSURANCE COMPANY	(11,335,180)	(20,060,707)			(194,670,861)				(226,066,748)	4,791,241,175
00000	04-3583679	LIBERTY MUTUAL GROUP INC.	1,342,198,945	(162,815,728)			2,433,385,757				3,612,768,974	3
00000	AA-0000000	LIBERTY MUTUAL HOLDING COMPANY	9,291,919								9,291,919	
23043	04-1543470	LIBERTY MUTUAL INSURANCE COMPANY	1,901,214,113	432,400,056			(1,216,692,878)				1,116,921,291	(37,145,446,774)
00000	AA-1370048	Liberty Mutual Insurance Europe										1,567,000
00000	AA-1120855	LIBERTY MUTUAL INSURANCE EUROPE LIMITED										722,280,000
00000	AA-0000000	LIBERTY MUTUAL INVESTMENT HOLDINGS LLC	(34,957,802)	390,000,000							355,042,198	
00001	AA-0000000	LIBERTY MUTUAL LATAM LLC.		3,995,000							3,995,000	
00000	AA-0000000	LIBERTY MUTUAL MANAGED CARE, LLC	(119,000,000)								(119,000,000)	
14486	23-0867770	LIBERTY MUTUAL MID-ATLANTIC INSURANCE COMPANY										186,074,384

ANNUAL STATEMENT FOR THE YEAR 2024 OF THE STATE AUTOMOBILE MUTUAL INSURANCE COMPANY

SCHEDULE Y

PART 2 - SUMMARY OF INSURER’S TRANSACTIONS WITH ANY AFFILIATES

1	2	3	4	5	6	7	8	9	10	11	12	13
NAIC Company Code	ID Number	Names of Insurers and Parent, Subsidiaries or Affiliates	Shareholder Dividends	Capital Contributions	Purchases, Sales or Exchanges of Loans, Securities, Real Estate, Mortgage Loans or Other Investments	Income/ (Disbursements) Incurred in Connection with Guarantees or Undertakings for the Benefit of any Affiliate(s)	Management Agreements and Service Contracts	Income/ (Disbursements) Incurred Under Reinsurance Agreements	*	Any Other Material Activity Not in the Ordinary Course of the Insurer's Business	Totals	Reinsurance Recoverable/ (Payable) on Losses and/or Reserve Credit Taken/(Liability)
.....00000	46-3043236	LIBERTY MUTUAL OPPORTUNISTIC INVESTMENTS LLC	(234,182,840)	593,086,154	358,903,314
.....12484	04-1023460	LIBERTY MUTUAL PERSONAL INSURANCE COMPANY	3,654,866,444
.....00000	47-4222611	LIBERTY MUTUAL PERSONAL INSURANCE VENTURES	20,996,795	20,996,795
.....00000	AA-0000000	LIBERTY MUTUAL TECHNOLOGY GROUP, INC.	(116,117,053)	(4,882,947)	(121,000,000)
.....41939	93-0824674	LIBERTY NORTHWEST INSURANCE CORPORATION	522,368,149
.....00000	AA-0000000	LIBERTY PARKWOOD CROSSING	1,033,816	1,033,816
.....11746	38-1742556	LIBERTY PERSONAL INSURANCE COMPANY	111,411,428
.....00000	AA-0000000	LIBERTY PLANO, LLC
.....00000	98-0336014	LIBERTY RE BERMUDA LTD.	(31,000,000)	(31,000,000)
.....00000	AA-0000000	LIBERTY REAL ESTATE HOLDINGS LLC
.....00000	AA-3191401	LIBERTY REINSURANCE (BERMUDA) LTD	(564,000)
.....00000	AA-2134121	LIBERTY SEGUROS ARGENTINA S.A.
.....00000	AA-0000000	LIBERTY SEGUROS COMPANIA DE SEGUROS Y RE
.....00000	AA-0000000	LIBERTY SEGUROS S.A. (BRAZIL)
.....00000	AA-2330026	LIBERTY SEGUROS S.A. (COLOMBIA)
.....00000	AA-0000000	LIBERTY SEGUROS S.A. (ECUADOR)
.....00000	AA-1824100	LIBERTY SEGUROS S.A. (PORTUGAL)
.....00000	AA-1860690	LIBERTY SIGORTA ANONIM SIRKETI
.....00000	38-3760923	LIBERTY STRUCTURED HOLDINGS LLC	700,000,000	700,000,000
.....10725	04-3390891	LIBERTY SURPLUS INSURANCE CORPORATION	3,264,795,549
.....00000	AA-0000000	LIBERTY USA CORP
.....00000	AA-0000000	LIBERTY VIDEOCON GENERAL IN	4,178,000
.....00000	AA-1126005	LLOYDS SYNDICATE # 4472	426,911,000
.....00000	AA-1120161	LLOYDS SYNDICATE 1980
.....00000	AA-1126006	LLOYDS SYNDICATE 4472	85,062,000
.....36447	22-2227328	LM GENERAL INSURANCE COMPANY	15,000,000	15,000,000	3,011,569,964
.....33600	04-3058504	LM INSURANCE CORPORATION	3,928,834,595
.....32352	22-2053189	LM PROPERTY AND CASUALTY INSURANCE COMPANY	1,307,657
.....00000	AA-0000000	LMAT HOLDINGS
.....00000	AA-0000000	LMAT INTERNATIONAL	4,100,000	4,100,000
.....00000	AA-0000000	LMG INSURANCE COMPANY LTD. (THAILAND)
.....00000	AA-0000000	LMG INSURANCE PUBLIC CO LTD	1,047,000
.....00000	AA-0000000	LMHC MASSACHUSETTS HOLDINGS INC.	(632,811)	(632,811)
.....23353	35-1135866	MERIDIAN SECURITY INSURANCE COMPANY	171,918,473
.....23507	31-0978279	MID-AMERICAN FIRE & CASUALTY COMPANY	113,695
.....41653	46-0368854	MILBANK INSURANCE COMPANY	93,337,837
.....14613	52-0424870	MONTGOMERY MUTUAL INSURANCE COMPANY	129,522,299
.....00000	AA-1380115	N.V. NATIONAL BORG-MAATSCHAPPIJ
.....27944	35-1287317	NATIONAL INSURANCE ASSOCIATION	(6,080)
.....23892	93-6029263	NORTH PACIFIC INSURANCE COMPANY	26,277,571
.....00000	AA-0000000	OCI PRINTING

99.3

99.3

99.3

99.3

SCHEDULE Y

PART 2 - SUMMARY OF INSURER’S TRANSACTIONS WITH ANY AFFILIATES

1	2	3	4	5	6	7	8	9	10	11	12	13
NAIC Company Code	ID Number	Names of Insurers and Parent, Subsidiaries or Affiliates	Shareholder Dividends	Capital Contributions	Purchases, Sales or Exchanges of Loans, Securities, Real Estate, Mortgage Loans or Other Investments	Income/ (Disbursements) Incurred in Connection with Guarantees or Undertakings for the Benefit of any Affiliate(s)	Management Agreements and Service Contracts	Income/ (Disbursements) Incurred Under Reinsurance Agreements	*	Any Other Material Activity Not in the Ordinary Course of the Insurer's Business	Totals	Reinsurance Recoverable/ (Payable) on Losses and/or Reserve Credit Taken/(Liability)
.....00000	AA-0000000	Ironshore Corporate Capital 2 Ltd (ICC2)57,09157,091
.....00000	AA-0000000	Ironshore International LTD (IIL)39,000,00039,000,000
.....00000	AA-0000000	Liberty Corporate Capital (Two) Ltd (LCC2)33,048,31233,048,312
.....00000	AA-0000000	Liberty Mutual Brasil Holdings Ltda (LMBH)440,637440,637
.....00000	AA-0000000	Liberty Mutual Surety Brazil S.A10,300,38610,300,386
.....00000	Georgia Tax Credit Fund LM L.P.(19,238,633)(19,238,633)
.....00000	RBC State Credit Fund.(23,054,345)(23,054,345)
.....00000	Raymond James Georgia Fund 37 State Tax(4,536,788)(4,536,788)
.....00000	AA-0000000	Raymond James LM Georgia(2,159,966)(2,159,966)
.....00000	31-1324304	STATE AUTO FINANCIAL CORPORATION
.....00000	20-8756040	STATE AUTO HOLDINGS, INC.
.....11017	31-1651026	STATE AUTO INSURANCE COMPANY OF OHIO10,434,037
.....31755	39-1211058	STATE AUTO INSURANCE COMPANY OF WISCONSIN2,709,622
.....25127	57-6010814	STATE AUTO PROPERTY & CASUALTY INSURANCE COMPANY721,047,053
.....25135	31-4316080	STATE AUTOMOBILE MUTUAL INSURANCE COMPANY1,787,948,390
.....00000	31-0676465	STATECO FINANCIAL SERVICES INC976,923,516
.....33588	04-3058503	THE FIRST LIBERTY INSURANCE CORPORATION2,159,9662,159,96614,691,023
.....23515	31-0978280	THE MIDWESTERN INDEMNITY COMPANY522,613,975
.....24171	02-0342937	THE NETHERLANDS INSURANCE COMPANY(370,175,086)
.....24074	31-0396250	THE OHIO CASUALTY INSURANCE COMPANY3,495,775(179,000,000)(194,670,861)(3,035,562,059)
.....00000	AA-3190330	THE STUART INSURANCE GROUP LTD.170,510,665
.....26069	36-3522250	WAUSAU BUSINESS INSURANCE COMPANY52,955,714
.....26425	36-2753986	WAUSAU GENERAL INSURANCE COMPANY948,294,356
.....26042	39-1341459	WAUSAU UNDERWRITERS INSURANCE COMPANY853,229,778
.....44393	31-0624491	WEST AMERICAN INSURANCE COMPANY4,882,947
.....00000	AA-0000000	WORKGRID SOFTWARE4,882,9474,882,947
9999999	Control Totals								XXX			

ANNUAL STATEMENT FOR THE YEAR 2024 OF THE STATE AUTOMOBILE MUTUAL INSURANCE COMPANY

SCHEDULE Y

PART 3 - ULTIMATE CONTROLLING PARTY AND LISTING OF OTHER U.S. INSURANCE GROUPS OR ENTITIES UNDER THAT ULTIMATE CONTROLLING PARTY'S CONTROL

1	2	3	4	5	6	7	8
Insurers in Holding Company	Owners with Greater Than 10% Ownership	Ownership Percentage Column 2 of Column 1	Granted Disclaimer of Control\ Affiliation of Column 2 Over Column 1 (Yes/No)	Ultimate Controlling Party	U.S. Insurance Groups or Entities Controlled by Column 5	Ownership Percentage (Column 5 of Column 6)	Granted Disclaimer of Control\ Affiliation of Column 5 Over Column 6 (Yes/No)
America First Insurance Company	Peerless Insurance Company	100.000	NO.....	Liberty Mutual Holding Company Inc.	Liberty Mutual Insurance Company and its Affiliated Insurers	100.000	NO.....
America First Lloyd's Insurance Company	Gulf States AIF, Inc., Attorney-in-Fact	0.000	NO.....	Liberty Mutual Holding Company Inc.	Liberty Mutual Insurance Company and its Affiliated Insurers	100.000	NO.....
American Compensation Insurance Company	RTW, Inc.	100.000	NO.....	Liberty Mutual Holding Company Inc.	Liberty Mutual Insurance Company and its Affiliated Insurers	100.000	NO.....
American Economy Insurance Company	Safeco Corporation	100.000	NO.....	Liberty Mutual Holding Company Inc.	Liberty Mutual Insurance Company and its Affiliated Insurers	100.000	NO.....
American Fire and Casualty Company	The Ohio Casualty Insurance Company	100.000	NO.....	Liberty Mutual Holding Company Inc.	Liberty Mutual Insurance Company and its Affiliated Insurers	100.000	NO.....
American States Insurance Company	Safeco Corporation	100.000	NO.....	Liberty Mutual Holding Company Inc.	Liberty Mutual Insurance Company and its Affiliated Insurers	100.000	NO.....
American States Insurance Company of Texas	American Economy Insurance Company	100.000	NO.....	Liberty Mutual Holding Company Inc.	Liberty Mutual Insurance Company and its Affiliated Insurers	100.000	NO.....
American States Lloyds Insurance Company	General America Corporation of Texas, Attorney-in-Fact	0.000	NO.....	Liberty Mutual Holding Company Inc.	Liberty Mutual Insurance Company and its Affiliated Insurers	100.000	NO.....
American States Preferred Insurance Company	Safeco Corporation	100.000	NO.....	Liberty Mutual Holding Company Inc.	Liberty Mutual Insurance Company and its Affiliated Insurers	100.000	NO.....
Bloomington Compensation Insurance Company	American Compensation Insurance Company	100.000	NO.....	Liberty Mutual Holding Company Inc.	Liberty Mutual Insurance Company and its Affiliated Insurers	100.000	NO.....
Colorado Casualty Insurance Company	Peerless Insurance Company	100.000	NO.....	Liberty Mutual Holding Company Inc.	Liberty Mutual Insurance Company and its Affiliated Insurers	100.000	NO.....
Consolidated Insurance Company	Indiana Insurance Company	100.000	NO.....	Liberty Mutual Holding Company Inc.	Liberty Mutual Insurance Company and its Affiliated Insurers	100.000	NO.....
Employers Insurance Company of Wausau	Liberty Mutual Group Inc.	100.000	NO.....	Liberty Mutual Holding Company Inc.	Liberty Mutual Insurance Company and its Affiliated Insurers	100.000	NO.....
Excelsior Insurance Company	Peerless Insurance Company	100.000	NO.....	Liberty Mutual Holding Company Inc.	Liberty Mutual Insurance Company and its Affiliated Insurers	100.000	NO.....
First National Insurance Company of America	Safeco Insurance Company of Illinois	100.000	NO.....	Liberty Mutual Holding Company Inc.	Liberty Mutual Insurance Company and its Affiliated Insurers	100.000	NO.....
General Insurance Company of America	Safeco Corporation	100.000	NO.....	Liberty Mutual Holding Company Inc.	Liberty Mutual Insurance Company and its Affiliated Insurers	100.000	NO.....
Golden Eagle Insurance Corporation	Peerless Insurance Company	100.000	NO.....	Liberty Mutual Holding Company Inc.	Liberty Mutual Insurance Company and its Affiliated Insurers	100.000	NO.....
Hawkeye-Security Insurance Company	Peerless Insurance Company	100.000	NO.....	Liberty Mutual Holding Company Inc.	Liberty Mutual Insurance Company and its Affiliated Insurers	100.000	NO.....
Indiana Insurance Company	Liberty Mutual Agency Corporation	100.000	NO.....	Liberty Mutual Holding Company Inc.	Liberty Mutual Insurance Company and its Affiliated Insurers	100.000	NO.....
Insurance Company of Illinois	Liberty Mutual Insurance Company	100.000	NO.....	Liberty Mutual Holding Company Inc.	Liberty Mutual Insurance Company and its Affiliated Insurers	100.000	NO.....
Ironshore Indemnity Inc.	Ironshore Holdings (US) Inc.	100.000	NO.....	Liberty Mutual Holding Company Inc.	Liberty Mutual Insurance Company and its Affiliated Insurers	100.000	NO.....
Ironshore Specialty Insurance Company	Ironshore Holdings (US) Inc.	100.000	NO.....	Liberty Mutual Holding Company Inc.	Liberty Mutual Insurance Company and its Affiliated Insurers	100.000	NO.....

ANNUAL STATEMENT FOR THE YEAR 2024 OF THE STATE AUTOMOBILE MUTUAL INSURANCE COMPANY

SCHEDULE Y

PART 3 - ULTIMATE CONTROLLING PARTY AND LISTING OF OTHER U.S. INSURANCE GROUPS OR ENTITIES UNDER THAT ULTIMATE CONTROLLING PARTY'S CONTROL

1	2	3	4	5	6	7	8
		Ownership Percentage Column 2 of Column 1	Granted Disclaimer of Control\ Affiliation of Column 2 Over Column 1 (Yes/No)			Ownership Percentage (Column 5 of Column 6)	Granted Disclaimer of Control\ Affiliation of Column 5 Over Column 6 (Yes/No)
Insurers in Holding Company	Owners with Greater Than 10% Ownership			Ultimate Controlling Party	U.S. Insurance Groups or Entities Controlled by Column 5		
Liberty County Mutual Insurance Company	Berkeley Management Corporation, Management Contract	0.000	NO	Liberty Mutual Holding Company Inc.	Liberty Mutual Insurance Company and its Affiliated Insurers	100.000	NO
Liberty Insurance Corporation	Liberty Mutual Insurance Company	100.000	NO	Liberty Mutual Holding Company Inc.	Liberty Mutual Insurance Company and its Affiliated Insurers	100.000	NO
Liberty Insurance Underwriters Inc.	Liberty Mutual Insurance Company	100.000	NO	Liberty Mutual Holding Company Inc.	Liberty Mutual Insurance Company and its Affiliated Insurers	100.000	NO
Liberty Lloyds of Texas Insurance Company	Berkeley Management Corporation, Attorney-in-Fact ..	0.000	NO	Liberty Mutual Holding Company Inc.	Liberty Mutual Insurance Company and its Affiliated Insurers	100.000	NO
Liberty Mutual Fire Insurance Company	Liberty Mutual Group Inc.	100.000	NO	Liberty Mutual Holding Company Inc.	Liberty Mutual Insurance Company and its Affiliated Insurers	100.000	NO
Liberty Mutual Insurance Company	Liberty Mutual Group Inc.	100.000	NO	Liberty Mutual Holding Company Inc.	Liberty Mutual Insurance Company and its Affiliated Insurers	100.000	NO
Liberty Mutual Mid-Atlantic Insurance Company	Liberty Mutual Insurance Company	0.000	NO	Liberty Mutual Holding Company Inc.	Liberty Mutual Insurance Company and its Affiliated Insurers	100.000	NO
Liberty Mutual Personal Insurance Company	Liberty Mutual Group Inc.	100.000	NO	Liberty Mutual Holding Company Inc.	Liberty Mutual Insurance Company and its Affiliated Insurers	100.000	NO
Liberty Northwest Insurance Corporation	Peerless Insurance Company	100.000	NO	Liberty Mutual Holding Company Inc.	Liberty Mutual Insurance Company and its Affiliated Insurers	100.000	NO
Liberty Personal Insurance Company	Liberty Mutual Insurance Company	100.000	NO	Liberty Mutual Holding Company Inc.	Liberty Mutual Insurance Company and its Affiliated Insurers	100.000	NO
Liberty Surplus Insurance Corporation	Liberty Mutual Insurance Company	100.000	NO	Liberty Mutual Holding Company Inc.	Liberty Mutual Insurance Company and its Affiliated Insurers	100.000	NO
LM General Insurance Company	Liberty Mutual Insurance Company	100.000	NO	Liberty Mutual Holding Company Inc.	Liberty Mutual Insurance Company and its Affiliated Insurers	100.000	NO
LM Insurance Corporation	Liberty Mutual Insurance Company	100.000	NO	Liberty Mutual Holding Company Inc.	Liberty Mutual Insurance Company and its Affiliated Insurers	100.000	NO
LM Property and Casualty Insurance Company	Liberty Mutual Insurance Company	100.000	NO	Liberty Mutual Holding Company Inc.	Liberty Mutual Insurance Company and its Affiliated Insurers	100.000	NO
Meridian Security Insurance Company	State Auto Holdings, Inc.	100.000	NO	Liberty Mutual Holding Company Inc.	Liberty Mutual Insurance Company and its Affiliated Insurers	100.000	NO
Mid-American Fire & Casualty Company	The Midwestern Indemnity Company	100.000	NO	Liberty Mutual Holding Company Inc.	Liberty Mutual Insurance Company and its Affiliated Insurers	100.000	NO
Milbank Insurance Company	State Auto Financial Corporation	100.000	NO	Liberty Mutual Holding Company Inc.	Liberty Mutual Insurance Company and its Affiliated Insurers	100.000	NO
Montgomery Mutual Insurance Company	Liberty Mutual Insurance Company	0.000	NO	Liberty Mutual Holding Company Inc.	Liberty Mutual Insurance Company and its Affiliated Insurers	100.000	NO
National Insurance Association	The National Corporation, Attorney-in-Fact	0.000	NO	Liberty Mutual Holding Company Inc.	Liberty Mutual Insurance Company and its Affiliated Insurers	100.000	NO
North Pacific Insurance Company	Liberty Northwest Insurance Corporation	100.000	NO	Liberty Mutual Holding Company Inc.	Liberty Mutual Insurance Company and its Affiliated Insurers	100.000	NO
Ohio Security Insurance Company	The Ohio Casualty Insurance Company	100.000	NO	Liberty Mutual Holding Company Inc.	Liberty Mutual Insurance Company and its Affiliated Insurers	100.000	NO
Oregon Automobile Insurance Company	Liberty Northwest Insurance Corporation	100.000	NO	Liberty Mutual Holding Company Inc.	Liberty Mutual Insurance Company and its Affiliated Insurers	100.000	NO

ANNUAL STATEMENT FOR THE YEAR 2024 OF THE STATE AUTOMOBILE MUTUAL INSURANCE COMPANY

SCHEDULE Y

PART 3 - ULTIMATE CONTROLLING PARTY AND LISTING OF OTHER U.S. INSURANCE GROUPS OR ENTITIES UNDER THAT ULTIMATE CONTROLLING PARTY'S CONTROL

1	2	3	4	5	6	7	8
Insurers in Holding Company	Owners with Greater Than 10% Ownership	Ownership Percentage Column 2 of Column 1	Granted Disclaimer of Control\ Affiliation of Column 2 Over Column 1 (Yes/No)	Ultimate Controlling Party	U.S. Insurance Groups or Entities Controlled by Column 5	Ownership Percentage (Column 5 of Column 6)	Granted Disclaimer of Control\ Affiliation of Column 5 Over Column 6 (Yes/No)
Patrons Mutual Insurance Company of Connecticut	Liberty Mutual Insurance Company0.000NO.....	Liberty Mutual Holding Company Inc.	Liberty Mutual Insurance Company and its Affiliated Insurers100.000NO.....
Peerless Indemnity Insurance Company	Liberty-USA Corporation100.000NO.....	Liberty Mutual Holding Company Inc.	Liberty Mutual Insurance Company and its Affiliated Insurers100.000NO.....
Peerless Insurance Company	Liberty Mutual Agency Corporation100.000NO.....	Liberty Mutual Holding Company Inc.	Liberty Mutual Insurance Company and its Affiliated Insurers100.000NO.....
Plaza Insurance Company	Rockhill Insurance Company100.000NO.....	Liberty Mutual Holding Company Inc.	Liberty Mutual Insurance Company and its Affiliated Insurers100.000NO.....
Rockhill Insurance Company	Rockhill Holding Company100.000NO.....	Liberty Mutual Holding Company Inc.	Liberty Mutual Insurance Company and its Affiliated Insurers100.000NO.....
Safeco Insurance Company of America	Safeco Corporation100.000NO.....	Liberty Mutual Holding Company Inc.	Liberty Mutual Insurance Company and its Affiliated Insurers100.000NO.....
Safeco Insurance Company of Illinios	Safeco Insurance Company of America100.000NO.....	Liberty Mutual Holding Company Inc.	Liberty Mutual Insurance Company and its Affiliated Insurers100.000NO.....
Safeco Insurance Company of Indiana	General Insurance Company of America100.000NO.....	Liberty Mutual Holding Company Inc.	Liberty Mutual Insurance Company and its Affiliated Insurers100.000NO.....
Safeco Insurance Company of Oregon	Safeco Insurance Company of America100.000NO.....	Liberty Mutual Holding Company Inc.	Liberty Mutual Insurance Company and its Affiliated Insurers100.000NO.....
Safeco Lloyds Insurance Company	General America Corporation of Texas, Attorney-in-Fact0.000NO.....	Liberty Mutual Holding Company Inc.	Liberty Mutual Insurance Company and its Affiliated Insurers100.000NO.....
Safeco National Insurance Company	Safeco Insurance Company of America100.000NO.....	Liberty Mutual Holding Company Inc.	Liberty Mutual Insurance Company and its Affiliated Insurers100.000NO.....
Safeco Surplus Lines Insurance Company	Safeco Insurance Company of America100.000NO.....	Liberty Mutual Holding Company Inc.	Liberty Mutual Insurance Company and its Affiliated Insurers100.000NO.....
San Diego Insurance Company	Liberty Mutual Insurance Company100.000NO.....	Liberty Mutual Holding Company Inc.	Liberty Mutual Insurance Company and its Affiliated Insurers100.000NO.....
State Auto Insurance Company of Ohio	State Auto Financial Corporation100.000NO.....	Liberty Mutual Holding Company Inc.	Liberty Mutual Insurance Company and its Affiliated Insurers100.000NO.....
State Auto Insurance Company of Wisconsin	State Automobile Mutual Insurance Company100.000NO.....	Liberty Mutual Holding Company Inc.	Liberty Mutual Insurance Company and its Affiliated Insurers100.000NO.....
State Auto Property & Casualty Insurance Company	State Auto Financial Corporation100.000NO.....	Liberty Mutual Holding Company Inc.	Liberty Mutual Insurance Company and its Affiliated Insurers100.000NO.....
State Automobile Mutual Insurance Company	Liberty Mutual Group Inc.100.000NO.....	Liberty Mutual Holding Company Inc.	Liberty Mutual Insurance Company and its Affiliated Insurers100.000NO.....
The First Liberty Insurance Corporation	Liberty Mutual Insurance Company100.000NO.....	Liberty Mutual Holding Company Inc.	Liberty Mutual Insurance Company and its Affiliated Insurers100.000NO.....
The Midwestern Indemnity Company	Peerless Insurance Company100.000NO.....	Liberty Mutual Holding Company Inc.	Liberty Mutual Insurance Company and its Affiliated Insurers100.000NO.....
The Netherlands Insurance Company	Peerless Insurance Company100.000NO.....	Liberty Mutual Holding Company Inc.	Liberty Mutual Insurance Company and its Affiliated Insurers100.000NO.....
The Ohio Casualty Insurance Company	Ohio Casualty Corporation100.000NO.....	Liberty Mutual Holding Company Inc.	Liberty Mutual Insurance Company and its Affiliated Insurers100.000NO.....
Wausau Business Insurance Company	Liberty Mutual Insurance Company100.000NO.....	Liberty Mutual Holding Company Inc.	Liberty Mutual Insurance Company and its Affiliated Insurers100.000NO.....

SCHEDULE Y

PART 3 - ULTIMATE CONTROLLING PARTY AND LISTING OF OTHER U.S. INSURANCE GROUPS OR ENTITIES UNDER THAT ULTIMATE CONTROLLING PARTY'S CONTROL

1	2	3	4	5	6	7	8
Insurers in Holding Company	Owners with Greater Than 10% Ownership	Ownership Percentage Column 2 of Column 1	Granted Disclaimer of Control\ Affiliation of Column 2 Over Column 1 (Yes/No)	Ultimate Controlling Party	U.S. Insurance Groups or Entities Controlled by Column 5	Ownership Percentage (Column 5 of Column 6)	Granted Disclaimer of Control\ Affiliation of Column 5 Over Column 6 (Yes/No)
Wausau General Insurance Company	Liberty Mutual Insurance Company	100.000	NO.....	Liberty Mutual Holding Company Inc.	Liberty Mutual Insurance Company and its Affiliated Insurers	100.000	NO.....
Wausau Underwriters Insurance Company	Liberty Mutual Insurance Company	100.000	NO.....	Liberty Mutual Holding Company Inc.	Liberty Mutual Insurance Company and its Affiliated Insurers	100.000	NO.....
West American Insurance Company	The Ohio Casualty Insurance Company	100.000	NO.....	Liberty Mutual Holding Company Inc.	Liberty Mutual Insurance Company and its Affiliated Insurers	100.000	NO.....

ANNUAL STATEMENT FOR THE YEAR 2024 OF THE STATE AUTOMOBILE MUTUAL INSURANCE COMPANY

SUPPLEMENTAL EXHIBITS AND SCHEDULES INTERROGATORIES

REQUIRED FILINGS

The following supplemental reports are required to be filed as part of your statement filing unless specifically waived by the domiciliary state. However, in the event that your domiciliary state waives the filing requirement, your response of **WAIVED** to the specific interrogatory will be accepted in lieu of filing a “NONE” report and a bar code will be printed below. If the supplement is required of your company but is not being filed for whatever reason enter **SEE EXPLANATION** and provide an explanation following the interrogatory questions.








		Responses
MARCH FILING		
1.	Will an actuarial opinion be filed by March 1?	YES
2.	Will the Supplemental Compensation Exhibit be filed with the state of domicile by March 1?	YES
3.	Will the confidential Risk-based Capital Report be filed with the NAIC by March 1?.....	YES
4.	Will the confidential Risk-based Capital Report be filed with the state of domicile, if required by March 1?.....	YES
APRIL FILING		
5.	Will the Insurance Expense Exhibit be filed with the state of domicile and the NAIC by April 1?	YES
6.	Will Management’s Discussion and Analysis be filed by April 1?	YES
7.	Will the Supplemental Investment Risk Interrogatories be filed by April 1?	YES
MAY FILING		
8.	Will this company be included in a combined annual statement which is filed with the NAIC by May 1?	YES
JUNE FILING		
9.	Will an audited financial report be filed by June 1?	YES
10.	Will Accountant's Letter of Qualifications be filed with the state of domicile and electronically with the NAIC by June 1?	YES

SUPPLEMENTAL FILINGS

The following supplemental reports are required to be filed as part of your annual statement filing **if your company is engaged in the type of business covered by the supplement. However, in the event that your company does not transact the type of business for which the special report must be filed, your response of NO to the specific interrogatory will be accepted in lieu of filing a “NONE” report and a bar code will be printed below.** If the supplement is required of your company but is not being filed for whatever reason enter **SEE EXPLANATION** and provide an explanation following the interrogatory questions.








MARCH FILING		
11.	Will Schedule SIS (Stockholder Information Supplement) be filed with the state of domicile by March 1?	NO
12.	Will the Financial Guaranty Insurance Exhibit be filed by March 1?.....	NO
13.	Will the Medicare Supplement Insurance Experience Exhibit be filed with the state of domicile and the NAIC by March 1?.....	NO
14.	Will Supplement A to Schedule T (Medical Professional Liability Supplement) be filed by March 1?	NO
15.	Will the Trusteed Surplus Statement be filed with the state of domicile and the NAIC by March 1?	NO
16.	Will the Premiums Attributed to Protected Cells Exhibit be filed by March 1?	NO
17.	Will the Reinsurance Summary Supplemental Filing for General Interrogatory 9 be filed with the state of domicile and the NAIC by March 1? ...	NO
18.	Will the Medicare Part D Coverage Supplement be filed with the state of domicile and the NAIC by March 1?.....	NO
19.	Will the confidential Actuarial Opinion Summary be filed with the state of domicile, if required, by March 15 (or the date otherwise specified)?..	YES
20.	Will the Reinsurance Attestation Supplement be filed with the state of domicile and the NAIC by March 1?	YES
21.	Will the Exceptions to the Reinsurance Attestation Supplement be filed with the state of domicile by March 1?	NO
22.	Will the Bail Bond Supplement be filed with the state of domicile and the NAIC by March 1?	NO
23.	Will the Director and Officer Insurance Coverage Supplement be filed with the state of domicile and the NAIC by March 1?	YES
24.	Will an approval from the reporting entity’s state of domicile for relief related to the five-year rotation requirement for lead audit partner be filed electronically with the NAIC by March 1?	NO
25.	Will an approval from the reporting entity’s state of domicile for relief related to the one-year cooling off period for independent CPA be filed electronically with the NAIC by March 1?	NO
26.	Will an approval from the reporting entity’s state of domicile for relief related to the Requirements for Audit Committees be filed electronically with the NAIC by March 1?.....	NO
27.	Will the Supplemental Schedule for Reinsurance Counterparty Reporting Exception - Asbestos and Pollution Contracts be filed with the state of domicile and the NAIC by March 1?.....	NO
28.	Will the Exhibit of Other Liabilities by Lines of Business be filed with the state of domicile and the NAIC by March 1?.....	YES
29.	Will the Market Conduct Annual Statement (MCAS) Premium Exhibit for Year be filed with appropriate jurisdictions and with the NAIC by March 1?.....	YES
APRIL FILING		
30.	Will the Credit Insurance Experience Exhibit be filed with the state of domicile and the NAIC by April 1?	NO
31.	Will the Long-term Care Experience Reporting Forms be filed with the state of domicile and the NAIC by April 1?	NO
32.	Will the Accident and Health Policy Experience Exhibit be filed by April 1?	NO
33.	Will the Supplemental Health Care Exhibit (Parts 1 and 2) be filed with the state of domicile and the NAIC by April 1?	NO
34.	Will the Cybersecurity Insurance Coverage Supplement be filed with the state of domicile and the NAIC by April 1?	YES
35.	Will the Life, Health & Annuity Guaranty Association Assessable Premium Exhibit - Parts 1 and 2 be filed with the state of domicile and the NAIC by April 1?	NO
36.	Will the Private Flood Insurance Supplement be filed with the state of domicile and the NAIC by April 1?	NO
37.	Will the Mortgage Guaranty Insurance Exhibit be filed with the state of domicile and the NAIC by April 1?	NO
AUGUST FILING		
38.	Will Management’s Report of Internal Control Over Financial Reporting be filed with the state of domicile by August 1?	YES
Explanations:		
11.		
12.		
13.		
14.		
15.		
16.		
17.		
18.		
21.		
22.		
24.		
25.		
26.		
27.		
30.		
31.		
32.		
33.		
35.		
36.		
37.		

Bar Codes:

11.	SIS Stockholder Information Supplement [Document Identifier 420]	
12.	Financial Guaranty Insurance Exhibit [Document Identifier 240]	
13.	Medicare Supplement Insurance Experience Exhibit [Document Identifier 360]	
14.	Supplement A to Schedule T [Document Identifier 455]	
15.	Trusteed Surplus Statement [Document Identifier 490]	
16.	Premiums Attributed to Protected Cells Exhibit [Document Identifier 385]	
17.	Reinsurance Summary Supplemental Filing [Document Identifier 401]	

ANNUAL STATEMENT FOR THE YEAR 2024 OF THE STATE AUTOMOBILE MUTUAL INSURANCE COMPANY

SUPPLEMENTAL EXHIBITS AND SCHEDULES INTERROGATORIES

18.	Medicare Part D Coverage Supplement [Document Identifier 365]	 2513520243650000000
21.	Exceptions to the Reinsurance Attestation Supplement [Document Identifier 400]	 2513520244000000000
22.	Bail Bond Supplement [Document Identifier 500]	 2513520245000000000
24.	Relief from the five-year rotation requirement for lead audit partner [Document Identifier 224]	 2513520242240000000
25.	Relief from the one-year cooling off period for independent CPA [Document Identifier 225]	 2513520242250000000
26.	Relief from the Requirements for Audit Committees [Document Identifier 226]	 2513520242260000000
27.	Reinsurance Counterparty Reporting Exception – Asbestos and Pollution Contracts [Document Identifier 555]	 2513520245550000000
30.	Credit Insurance Experience Exhibit [Document Identifier 230]	 2513520242300000000
31.	Long-Term Care Experience Reporting Forms [Document Identifier 306]	 2513520243060000000
32.	Accident and Health Policy Experience Exhibit [Document Identifier 210]	 2513520242100000000
33.	Supplemental Health Care Exhibit (Parts 1 and 2) [Document Identifier 216]	 2513520242160000000
35.	Life, Health & Annuity Guaranty Association Assessable Premium Exhibit - Parts 1 and 2 [Document Identifier 290]	 2513520242900000000
36.	Private Flood Insurance Supplement [Document Identifier 560]	 2513520245600000000
37.	Will the Mortgage Guaranty Insurance Exhibit [Document Identifier 565]	 2513520245650000000

ANNUAL STATEMENT FOR THE YEAR 2024 OF THE STATE AUTOMOBILE MUTUAL INSURANCE COMPANY

OVERFLOW PAGE FOR WRITE-INS

Additional Write-ins for Assets Line 25

	Current Year			Prior Year
	1	2	3	4
	Assets	Nonadmitted Assets	Net Admitted Assets (Cols. 1 - 2)	Net Admitted Assets
2504.
2505.
2597. Summary of remaining write-ins for Line 25 from overflow page				

Additional Write-ins for Liabilities Line 25

	1	2
	Current Year	Prior Year
2504.
2597. Summary of remaining write-ins for Line 25 from overflow page		



SUPPLEMENT FOR THE YEAR 2024 OF THE STATE AUTOMOBILE MUTUAL INSURANCE COMPANY

DIRECTOR AND OFFICER INSURANCE COVERAGE SUPPLEMENT

For The Year Ended December 31, 2024
(To Be Filed by March 1)

NAIC Group Code0111NAIC Company Code25135

Company NameSTATE AUTOMOBILE MUTUAL INSURANCE COMPANY

If the reporting entity writes any director and officer (D&O) business, please provide the following:

1. Monoline Policies

Direct Premiums		Direct Losses		Direct Defense and Cost Containment		Percentage of In Force Policies	
1 Written	2 Earned	3 Paid	4 Incurred	5 Paid	6 Incurred	7 Claims Made	8 Occurrence
\$742	\$746	\$	\$	\$	\$ % %

2. Commercial Multiple Peril (CMP) Packaged Policies

2.1 Does the reporting entity provide D&O liability coverage as part of a CMP packaged policy? Yes [X] No []

2.2 Can the direct premium earned for D&O liability coverage provided as part of a CMP packaged policy be quantified or estimated? Yes [X] No []

2.3 If the answer to question 2.2 is yes, provide the quantified or estimated direct premium earned amount for D&O liability coverage in CMP packaged policies

2.31 Amount quantified:\$8,951

2.32 Amount estimated using reasonable assumptions:\$

2.4 If the answer to question 2.1 is yes, please provide the following:

Direct Losses		Direct Defense and Cost Containment		Percentage of In Force Policies	
1 Paid	2 Paid + Change in Case Reserves	3 Paid	4 Paid + Change in Case Reserves	5 Claims Made	6 Occurrence
\$8,694	\$	\$	\$ % %



SUPPLEMENT FOR THE YEAR 2024 OF THE STATE AUTOMOBILE MUTUAL INSURANCE COMPANY

EXHIBIT OF OTHER LIABILITIES BY LINES OF BUSINESS

AS REPORTED ON LINE 17 OF THE EXHIBIT OF PREMIUMS AND LOSSES

(To Be Filed by March 1)

NAIC Group Code0111

NAIC Company Code25135

	Direct Business Only			
	Prior Year	Current Year		
	1 Written Premium	2 Written Premium	3 Losses Paid (deducting salvage)	4 Losses Unpaid (Case Base)
1. Completed operations	61,772	48,944		15,694
2. Errors & omissions (E&O)	749,171	630,707	395,366	123,523
3. Directors & officers (D&O)	37,895	44,857		
4. Environmental liability	52,172	47,699		35,000
5. Excess workers' compensation				
6. Commercial excess & umbrella	36,322,652	36,832,297	27,548,699	36,270,011
7. Personal umbrella	615,333	296,120	160,466	389,749
8. Employment liability	2,603,778	2,019,714	414,367	485,731
9. Aggregate write-ins for facilities & premises (CGL)	53,436,009	52,951,576	16,632,309	47,090,125
10. Internet & cyber liability	1,936,884	1,697,521	62,214	2,075
11. Aggregate write-ins for other	18,169,085	14,655,337	21,509,723	29,738,778
12. Total ASL 17 - other liability (sum of lines 1 through 11)	113,984,751	109,224,771	66,723,145	114,150,686
DETAILS OF WRITE-INS				
0901. Liquor Liability	1,043,570	779,003	1,000,000	2,400,000
0902. Personal Injury Liability	31,461,433	32,947,692	11,653,799	33,065,531
0903. Commercial General Liability (CGL)	20,405,901	18,891,755	2,948,933	11,486,296
0998. Summary of remaining write-ins for Line 9 from overflow page	525,105	333,126	1,029,578	138,298
0999. Totals (Lines 0901 through 0903 plus 0998)(Line 9 above)	53,436,009	52,951,576	16,632,309	47,090,125
1101. Other Liability	18,169,085	14,655,337	21,509,723	29,738,778
1102.				
1103.				
1198. Summary of remaining write-ins for Line 11 from overflow page				
1199. Totals (Lines 1101 through 1103 plus 1198)(Line 11 above)	18,169,085	14,655,337	21,509,723	29,738,778

SUPPLEMENT FOR THE YEAR 2024 OF THE STATE AUTOMOBILE MUTUAL INSURANCE COMPANY

OVERFLOW PAGE FOR WRITE-INS

Additional Write-ins for Exhibit of Other Liabilities by Lines of Business Line 9

	Direct Business Only			
	Prior Year	Current Year		
	1	2	3	4
	Written Premium	Written Premium	Losses Paid (deducting salvage)	Losses Unpaid (Case Base)
0904. Comprehensive Personal Liability	525,105	333,126	1,029,578	138,298
0997. Summary of remaining write-ins for Line 9 from overflow page	525,105	333,126	1,029,578	138,298



SUPPLEMENT FOR THE YEAR 2024 OF THE STATE AUTOMOBILE MUTUAL INSURANCE COMPANY

MARKET CONDUCT ANNUAL STATEMENT (MCAS) PREMIUM EXHIBIT FOR YEAR

For The Year Ended December 31, 2024
(To Be Filed by March 1)

FOR THE STATE OF: Alabama

NAIC Group Code 0111

NAIC Company Code 25135

MCAS LINE OF BUSINESS	MCAS Reportable Premium/Considerations (Yes/No)
1. Disability Income	NO
2. Health	NO
3. Homeowners	NO
4. Individual Annuity	NO
5. Individual Life	NO
6. Lender-Placed Home and Auto	NO
7. Long-Term Care	NO
8. Other Health	NO
9. Private Flood	NO
10. Private Passenger Auto	YES
11. Short-Term Limited Duration Health Plans	NO
12. Travel	NO



SUPPLEMENT FOR THE YEAR 2024 OF THE STATE AUTOMOBILE MUTUAL INSURANCE COMPANY

MARKET CONDUCT ANNUAL STATEMENT (MCAS) PREMIUM EXHIBIT FOR YEAR

For The Year Ended December 31, 2024
(To Be Filed by March 1)

FOR THE STATE OF: Arkansas

NAIC Group Code 0111

NAIC Company Code 25135

MCAS LINE OF BUSINESS	MCAS Reportable Premium/Considerations (Yes/No)
1. Disability Income	NO
2. Health	NO
3. Homeowners	YES
4. Individual Annuity	NO
5. Individual Life	NO
6. Lender-Placed Home and Auto	NO
7. Long-Term Care	NO
8. Other Health	NO
9. Private Flood	NO
10. Private Passenger Auto	YES
11. Short-Term Limited Duration Health Plans	NO
12. Travel	NO



SUPPLEMENT FOR THE YEAR 2024 OF THE STATE AUTOMOBILE MUTUAL INSURANCE COMPANY

MARKET CONDUCT ANNUAL STATEMENT (MCAS) PREMIUM EXHIBIT FOR YEAR

For The Year Ended December 31, 2024
(To Be Filed by March 1)

FOR THE STATE OF: Connecticut

NAIC Group Code 0111

NAIC Company Code 25135

MCAS LINE OF BUSINESS	MCAS Reportable Premium/Considerations (Yes/No)
1. Disability Income	NO
2. Health	NO
3. Homeowners	YES
4. Individual Annuity	NO
5. Individual Life	NO
6. Lender-Placed Home and Auto	NO
7. Long-Term Care	NO
8. Other Health	NO
9. Private Flood	NO
10. Private Passenger Auto	YES
11. Short-Term Limited Duration Health Plans	NO
12. Travel	NO



SUPPLEMENT FOR THE YEAR 2024 OF THE STATE AUTOMOBILE MUTUAL INSURANCE COMPANY

MARKET CONDUCT ANNUAL STATEMENT (MCAS) PREMIUM EXHIBIT FOR YEAR

For The Year Ended December 31, 2024
(To Be Filed by March 1)

FOR THE STATE OF: Indiana

NAIC Group Code 0111 NAIC Company Code 25135

MCAS LINE OF BUSINESS	MCAS Reportable Premium/Considerations (Yes/No)
1. Disability Income	NO
2. Health	NO
3. Homeowners	YES
4. Individual Annuity	NO
5. Individual Life	NO
6. Lender-Placed Home and Auto	NO
7. Long-Term Care	NO
8. Other Health	NO
9. Private Flood	NO
10. Private Passenger Auto	YES
11. Short-Term Limited Duration Health Plans	NO
12. Travel	NO



SUPPLEMENT FOR THE YEAR 2024 OF THE STATE AUTOMOBILE MUTUAL INSURANCE COMPANY

MARKET CONDUCT ANNUAL STATEMENT (MCAS) PREMIUM EXHIBIT FOR YEAR

For The Year Ended December 31, 2024
(To Be Filed by March 1)

FOR THE STATE OF: Kansas

NAIC Group Code 0111 NAIC Company Code 25135

MCAS LINE OF BUSINESS	MCAS Reportable Premium/Considerations (Yes/No)
1. Disability Income	NO
2. Health	NO
3. Homeowners	YES
4. Individual Annuity	NO
5. Individual Life	NO
6. Lender-Placed Home and Auto	NO
7. Long-Term Care	NO
8. Other Health	NO
9. Private Flood	NO
10. Private Passenger Auto	YES
11. Short-Term Limited Duration Health Plans	NO
12. Travel	NO



SUPPLEMENT FOR THE YEAR 2024 OF THE STATE AUTOMOBILE MUTUAL INSURANCE COMPANY

MARKET CONDUCT ANNUAL STATEMENT (MCAS) PREMIUM EXHIBIT FOR YEAR

For The Year Ended December 31, 2024
(To Be Filed by March 1)

FOR THE STATE OF: Kentucky

NAIC Group Code 0111

NAIC Company Code 25135

MCAS LINE OF BUSINESS	MCAS Reportable Premium/Considerations (Yes/No)
1. Disability Income	NO
2. Health	NO
3. Homeowners	YES
4. Individual Annuity	NO
5. Individual Life	NO
6. Lender-Placed Home and Auto	NO
7. Long-Term Care	NO
8. Other Health	NO
9. Private Flood	NO
10. Private Passenger Auto	YES
11. Short-Term Limited Duration Health Plans	NO
12. Travel	NO



SUPPLEMENT FOR THE YEAR 2024 OF THE STATE AUTOMOBILE MUTUAL INSURANCE COMPANY

MARKET CONDUCT ANNUAL STATEMENT (MCAS) PREMIUM EXHIBIT FOR YEAR

For The Year Ended December 31, 2024
(To Be Filed by March 1)

FOR THE STATE OF: Maryland

NAIC Group Code 0111

NAIC Company Code 25135

MCAS LINE OF BUSINESS	MCAS Reportable Premium/Considerations (Yes/No)
1. Disability Income	NO
2. Health	NO
3. Homeowners	NO
4. Individual Annuity	NO
5. Individual Life	NO
6. Lender-Placed Home and Auto	NO
7. Long-Term Care	NO
8. Other Health	NO
9. Private Flood	NO
10. Private Passenger Auto	YES
11. Short-Term Limited Duration Health Plans	NO
12. Travel	NO



SUPPLEMENT FOR THE YEAR 2024 OF THE STATE AUTOMOBILE MUTUAL INSURANCE COMPANY

MARKET CONDUCT ANNUAL STATEMENT (MCAS) PREMIUM EXHIBIT FOR YEAR

For The Year Ended December 31, 2024
(To Be Filed by March 1)

FOR THE STATE OF: Minnesota

NAIC Group Code 0111 NAIC Company Code 25135

MCAS LINE OF BUSINESS	MCAS Reportable Premium/Considerations (Yes/No)
1. Disability Income	NO
2. Health	NO
3. Homeowners	YES
4. Individual Annuity	NO
5. Individual Life	NO
6. Lender-Placed Home and Auto	NO
7. Long-Term Care	NO
8. Other Health	NO
9. Private Flood	NO
10. Private Passenger Auto	NO
11. Short-Term Limited Duration Health Plans	NO
12. Travel	NO



SUPPLEMENT FOR THE YEAR 2024 OF THE STATE AUTOMOBILE MUTUAL INSURANCE COMPANY
MARKET CONDUCT ANNUAL STATEMENT (MCAS) PREMIUM EXHIBIT FOR YEAR

For The Year Ended December 31, 2024
(To Be Filed by March 1)

FOR THE STATE OF: **Mississippi**

NAIC Group Code 0111 NAIC Company Code 25135

MCAS LINE OF BUSINESS	MCAS Reportable Premium/Considerations (Yes/No)
1. Disability Income	NO
2. Health	NO
3. Homeowners	YES
4. Individual Annuity	NO
5. Individual Life	NO
6. Lender-Placed Home and Auto	NO
7. Long-Term Care	NO
8. Other Health	NO
9. Private Flood	NO
10. Private Passenger Auto	NO
11. Short-Term Limited Duration Health Plans	NO
12. Travel	NO



SUPPLEMENT FOR THE YEAR 2024 OF THE STATE AUTOMOBILE MUTUAL INSURANCE COMPANY

MARKET CONDUCT ANNUAL STATEMENT (MCAS) PREMIUM EXHIBIT FOR YEAR

For The Year Ended December 31, 2024
(To Be Filed by March 1)

FOR THE STATE OF: Missouri

NAIC Group Code 0111

NAIC Company Code 25135

MCAS LINE OF BUSINESS	MCAS Reportable Premium/Considerations (Yes/No)
1. Disability Income	NO
2. Health	NO
3. Homeowners	YES
4. Individual Annuity	NO
5. Individual Life	NO
6. Lender-Placed Home and Auto	NO
7. Long-Term Care	NO
8. Other Health	NO
9. Private Flood	NO
10. Private Passenger Auto	YES
11. Short-Term Limited Duration Health Plans	NO
12. Travel	NO



SUPPLEMENT FOR THE YEAR 2024 OF THE STATE AUTOMOBILE MUTUAL INSURANCE COMPANY

MARKET CONDUCT ANNUAL STATEMENT (MCAS) PREMIUM EXHIBIT FOR YEAR

For The Year Ended December 31, 2024
(To Be Filed by March 1)

FOR THE STATE OF: North Carolina

NAIC Group Code0111

NAIC Company Code25135

MCAS LINE OF BUSINESS	MCAS Reportable Premium/Considerations (Yes/No)
1. Disability Income	NO
2. Health	NO
3. Homeowners	YES
4. Individual Annuity	NO
5. Individual Life	NO
6. Lender-Placed Home and Auto	NO
7. Long-Term Care	NO
8. Other Health	NO
9. Private Flood	NO
10. Private Passenger Auto	NO
11. Short-Term Limited Duration Health Plans	NO
12. Travel	NO



SUPPLEMENT FOR THE YEAR 2024 OF THE STATE AUTOMOBILE MUTUAL INSURANCE COMPANY
MARKET CONDUCT ANNUAL STATEMENT (MCAS) PREMIUM EXHIBIT FOR YEAR

For The Year Ended December 31, 2024
(To Be Filed by March 1)

FOR THE STATE OF: North Dakota

NAIC Group Code 0111 NAIC Company Code 25135

MCAS LINE OF BUSINESS	MCAS Reportable Premium/Considerations (Yes/No)
1. Disability Income	NO
2. Health	NO
3. Homeowners	YES
4. Individual Annuity	NO
5. Individual Life	NO
6. Lender-Placed Home and Auto	NO
7. Long-Term Care	NO
8. Other Health	NO
9. Private Flood	NO
10. Private Passenger Auto	NO
11. Short-Term Limited Duration Health Plans	NO
12. Travel	NO



SUPPLEMENT FOR THE YEAR 2024 OF THE STATE AUTOMOBILE MUTUAL INSURANCE COMPANY

MARKET CONDUCT ANNUAL STATEMENT (MCAS) PREMIUM EXHIBIT FOR YEAR

For The Year Ended December 31, 2024
(To Be Filed by March 1)

FOR THE STATE OF: **Ohio**

NAIC Group Code 0111

NAIC Company Code 25135

MCAS LINE OF BUSINESS	MCAS Reportable Premium/Considerations (Yes/No)
1. Disability Income	NO
2. Health	NO
3. Homeowners	YES
4. Individual Annuity	NO
5. Individual Life	NO
6. Lender-Placed Home and Auto	NO
7. Long-Term Care	NO
8. Other Health	NO
9. Private Flood	NO
10. Private Passenger Auto	YES
11. Short-Term Limited Duration Health Plans	NO
12. Travel	NO



SUPPLEMENT FOR THE YEAR 2024 OF THE STATE AUTOMOBILE MUTUAL INSURANCE COMPANY

MARKET CONDUCT ANNUAL STATEMENT (MCAS) PREMIUM EXHIBIT FOR YEAR

For The Year Ended December 31, 2024
(To Be Filed by March 1)

FOR THE STATE OF: South Carolina

NAIC Group Code 0111

NAIC Company Code 25135

MCAS LINE OF BUSINESS	MCAS Reportable Premium/Considerations (Yes/No)
1. Disability Income	NO
2. Health	NO
3. Homeowners	YES
4. Individual Annuity	NO
5. Individual Life	NO
6. Lender-Placed Home and Auto	NO
7. Long-Term Care	NO
8. Other Health	NO
9. Private Flood	NO
10. Private Passenger Auto	YES
11. Short-Term Limited Duration Health Plans	NO
12. Travel	NO