



ANNUAL STATEMENT  
FOR THE YEAR ENDED DECEMBER 31, 2024  
OF THE CONDITION AND AFFAIRS OF THE  
SHIELD INDEMNITY INCORPORATED

NAIC Group Code	5020,..... 5020.....	NAIC Company Code	16762.....	Employer's ID Number	83-2537142.....
	(Current) (Prior)				
Organized under the Laws of	OH.....	State of Domicile or Port of Entry	OH.....		
Country of Domicile	US.....				
Incorporated/Organized	11/15/2018.....	Commenced Business	12/01/2018.....		
Statutory Home Office	6185 EMERALD PARKWAY.....	DUBLIN, OH, US 43016-3248			
Main Administrative Office	2850 DIXIE HWY, SUITE 100.....				
	WATERFORD, MI, US 48328.....	616-662-3900.....			
		(Telephone)			
Mail Address	2850 DIXIE HWY, SUITE 100.....	WATERFORD, MI, US 48328.....			
Primary Location of Books and Records	2850 DIXIE HWY, SUITE 100.....				
	WATERFORD, MI, US 48328.....	616-662-3900.....			
		(Telephone)			
Internet Website Address	N/A.....				
Statutory Statement Contact	TRAVIS R HARRISON.....	616-662-3900.....			
		(Telephone)			
	ACCOUNTING@UFCIC.COM.....	616-871-2490.....			
	(E-Mail)	(Fax)			

OFFICERS

RICHARD J KLIMASZEWSKI, PRESIDENT.....	ANTHONY A MODD, EXECUTIVE VICE PRESIDENT & CHIEF LEGAL OFFICER.....
BRIAN M LIETZKE, VICE PRESIDENT & SECRETARY.....	TRAVIS R HARRISON, TREASURER.....

DIRECTORS OR TRUSTEES

THOMAS M PARKER.....	RICHARD J KLIMASZEWSKI.....
CHRISTOPHER J TIMM.....	JOHN R LUCKER.....
ANTHONY A MODD.....	

State of MICHIGAN.....

County of OAKLAND..... SS

The officers of this reporting entity being duly sworn, each depose and say that they are the described officers of said reporting entity, and that on the reporting period stated above, all of the herein described assets were the absolute property of the said reporting entity, free and clear from any liens or claims thereon, except as herein stated, and that this statement, together with related exhibits, schedules and explanations therein contained, annexed or referred to, is a full and true statement of all the assets and liabilities and of the condition and affairs of the said reporting entity as of the reporting period stated above, and of its income and deductions therefrom for the period ended, and have been completed in accordance with the NAIC Annual Statement Instructions and Accounting Practices and Procedures manual except to the extent that: (1) state law may differ; or, (2) that state rules or regulations require differences in reporting not related to accounting practices and procedures, according to the best of their information, knowledge and belief, respectively. Furthermore, the scope of this attestation by the described officers also includes the related corresponding electronic filing with the NAIC, when required, that is an exact copy (except for formatting differences due to electronic filing) of the enclosed statement. The electronic filing may be requested by various regulators in lieu of or in addition to the enclosed statement.

x	x	x
Richard J Klimaszewski President	Brian M Lietzke Secretary	Travis R Harrison Chief Financial Officer

Subscribed and sworn to before me	a. Is this an original filing? Yes
this _____ day of	b. If no:
_____, 2025	1. State the amendment number: _____
	2. Date filed: _____
	3. Number of pages attached: _____

x \_\_\_\_\_



EXHIBIT OF PREMIUMS AND LOSSES

BUSINESS IN THE STATE OF ALABAMA DURING THE YEAR 2024

NAIC Group Code: 5020

NAIC Company Code: 16762

Line of Business		Gross Premiums, Including Policy and Membership Fees, Less Return Premiums and Premiums on Policies not Taken		3	4	5	6	7	8	9	10	11	12
		1 Direct Premiums Written	2 Direct Premiums Earned	Dividends Paid or Credited to Policyholders on Direct Business	Direct Unearned Premium Reserves	Direct Losses Paid (deducting salvage)	Direct Losses Incurred	Direct Losses Unpaid	Direct Defense and Cost Containment Expense Paid	Direct Defense and Cost Containment Expense Incurred	Direct Defense and Cost Containment Expense Unpaid	Commissions and Brokerage Expenses	Taxes, Licenses and Fees
1.	Fire .....	37,815	43,232		20,439		7,744	15,321		412	806	7,671	
2.1	Allied Lines .....	37,815	43,232		20,439		8,323	14,509		444	764	7,671	
2.2	Multiple Peril Crop .....												
2.3	Federal Flood .....												
2.4	Private Crop .....												
2.5	Private Flood .....												
3.	Farmowners Multiple Peril .....												
4.	Homeowners Multiple Peril .....												
5.1	Commercial Multiple Peril (Non-Liability Portion) .....	126,946	126,464		76,449	949	28,243	42,614	1,249	2,700	2,243	26,109	
5.2	Commercial Multiple Peril (Liability Portion) .....	25,389	22,695		15,621		10,507	19,693		2,626	4,923	5,186	
6.	Mortgage Guaranty .....												
8.	Ocean Marine .....												
9.1	Inland marine .....												
9.2	Pet insurance plans .....												
10.	Financial Guaranty .....												
11.1	Medical Professional Liability — Occurrence .....												
11.2	Medical Professional Liability — Claims-Made .....												
12.	Earthquake .....												
13.1	Comprehensive (hospital and medical) ind (b) .....												
13.2	Comprehensive (hospital and medical) group (b) .....												
14.	Credit A&H (Group and Individual) .....												
15.1	Vision Only (b) .....												
15.2	Dental Only (b) .....												
15.3	Disability Income (b) .....												
15.4	Medicare Supplement (b) .....												
15.5	Medicaid Title XIX (b) .....												
15.6	Medicare Title XVIII (b) .....												
15.7	Long-Term Care (b) .....												
15.8	Federal Employees Health Benefits Plan (b) .....												
15.9	Other Health (b) .....												
16.	Workers' Compensation .....												
17.1	Other Liability—Occurrence .....	84,986	70,235		51,252		99,502	146,933	17,651	64,634	56,382	17,640	
17.2	Other Liability—Claims-Made .....												
17.3	Excess Workers' Compensation .....												
18.1	Products Liability — Occurrence .....												
18.2	Products Liability — Claims-Made .....												
19.1	Private Passenger Auto No-Fault (Personal Injury Protection) .....												
19.2	Other Private Passenger Auto Liability .....												
19.3	Commercial Auto No-Fault (Personal Injury Protection) .....												
19.4	Other Commercial Auto Liability .....	116,454	93,898		55,085	4,820	38,507	36,213	549	8,971	9,053	25,620	
21.1	Private Passenger Auto Physical Damage .....												
21.2	Commercial Auto Physical Damage .....	32,323	40,017		24,150		2,862	5,863		151	309	7,111	
22.	Aircraft (all perils) .....												
23.	Fidelity .....												
24.	Surety .....												
26.	Burglary and Theft .....												
27.	Boiler and Machinery .....	2,649	1,340		1,642		437	422				539	
28.	Credit .....												
29.	International .....												
30.	Warranty .....												
31.	Reins nonproportional assumed property .....	XXX	XXX	XXX	XXX	XXX	XXX	XXX	XXX	XXX	XXX	XXX	XXX
32.	Reins nonproportional assumed liability .....	XXX	XXX	XXX	XXX	XXX	XXX	XXX	XXX	XXX	XXX	XXX	XXX
33.	Reins nonproportional assumed financial lines .....	XXX	XXX	XXX	XXX	XXX	XXX	XXX	XXX	XXX	XXX	XXX	XXX
34.	Aggregate Write-Ins for Other Lines of Business .....												
35.	TOTAL (a) .....	464,377	441,113		265,077	5,769	196,125	281,568	19,449	79,938	74,480	97,547	
Details of Write-Ins													
3401.	.....												
3402.	.....												
3403.	.....												
3498.	Summary of remaining write-ins for Line 34 from overflow page .....												
3499.	Totals (Lines 3401 through 3403 plus 3498) (Line 34 above) .....												

(a) Finance and service charges not included in Lines 1 to 35 \$  
(b) For health business on indicated lines report: Number of persons insured under PPO managed care products and number of persons insured under indemnity only products .



EXHIBIT OF PREMIUMS AND LOSSES

BUSINESS IN THE STATE OF ALASKA DURING THE YEAR 2024

NAIC Group Code: 5020

NAIC Company Code: 16762

Line of Business		Gross Premiums, Including Policy and Membership Fees, Less Return Premiums and Premiums on Policies not Taken		3	4	5	6	7	8	9	10	11	12
		1	2	Dividends Paid or Credited to Policyholders on Direct Business	Direct Unearned Premium Reserves	Direct Losses Paid (deducting salvage)	Direct Losses Incurred	Direct Losses Unpaid	Direct Defense and Cost Containment Expense Paid	Direct Defense and Cost Containment Expense Incurred	Direct Defense and Cost Containment Expense Unpaid	Commissions and Brokerage Expenses	Taxes, Licenses and Fees
1.	Fire .....												
2.1	Allied Lines .....												
2.2	Multiple Peril Crop .....												
2.3	Federal Flood .....												
2.4	Private Crop .....												
2.5	Private Flood .....												
3.	Farmowners Multiple Peril .....												
4.	Homeowners Multiple Peril .....												
5.1	Commercial Multiple Peril (Non-Liability Portion) .....												
5.2	Commercial Multiple Peril (Liability Portion) .....												
6.	Mortgage Guaranty .....												
8.	Ocean Marine .....												
9.1	Inland marine .....												
9.2	Pet insurance plans .....												
10.	Financial Guaranty .....												
11.1	Medical Professional Liability — Occurrence .....												
11.2	Medical Professional Liability — Claims-Made .....												
12.	Earthquake .....												
13.1	Comprehensive (hospital and medical) ind (b) .....												
13.2	Comprehensive (hospital and medical) group (b) .....												
14.	Credit A&H (Group and Individual) .....												
15.1	Vision Only (b) .....												
15.2	Dental Only (b) .....												
15.3	Disability Income (b) .....												
15.4	Medicare Supplement (b) .....												
15.5	Medicaid Title XIX (b) .....												
15.6	Medicare Title XVIII (b) .....												
15.7	Long-Term Care (b) .....												
15.8	Federal Employees Health Benefits Plan (b) .....												
15.9	Other Health (b) .....												
16.	Workers' Compensation .....												
17.1	Other Liability—Occurrence .....												
17.2	Other Liability—Claims-Made .....												
17.3	Excess Workers' Compensation .....												
18.1	Products Liability — Occurrence .....												
18.2	Products Liability — Claims-Made .....												
19.1	Private Passenger Auto No-Fault (Personal Injury Protection) .....												
19.2	Other Private Passenger Auto Liability .....												
19.3	Commercial Auto No-Fault (Personal Injury Protection) .....												
19.4	Other Commercial Auto Liability .....												
21.1	Private Passenger Auto Physical Damage .....												
21.2	Commercial Auto Physical Damage .....												
22.	Aircraft (all perils) .....												
23.	Fidelity .....												
24.	Surety .....												
26.	Burglary and Theft .....												
27.	Boiler and Machinery .....												
28.	Credit .....												
29.	International .....												
30.	Warranty .....												
31.	Reins nonproportional assumed property .....	XXX	XXX	XXX	XXX	XXX	XXX	XXX	XXX	XXX	XXX	XXX	XXX
32.	Reins nonproportional assumed liability .....	XXX	XXX	XXX	XXX	XXX	XXX	XXX	XXX	XXX	XXX	XXX	XXX
33.	Reins nonproportional assumed financial lines .....	XXX	XXX	XXX	XXX	XXX	XXX	XXX	XXX	XXX	XXX	XXX	XXX
34.	Aggregate Write-Ins for Other Lines of Business .....												
35.	TOTAL (a) .....												
Details of Write-Ins													
3401.	.....												
3402.	.....												
3403.	.....												
3498.	Summary of remaining write-ins for Line 34 from overflow page .....												
3499.	Totals (Lines 3401 through 3403 plus 3498) (Line 34 above) .....												

NONE

(a) Finance and service charges not included in Lines 1 to 35 \$  
(b) For health business on indicated lines report: Number of persons insured under PPO managed care products and number of persons insured under indemnity only products .



EXHIBIT OF PREMIUMS AND LOSSES

BUSINESS IN THE STATE OF ARIZONA DURING THE YEAR 2024

NAIC Group Code: 5020

NAIC Company Code: 16762

Line of Business		Gross Premiums, Including Policy and Membership Fees, Less Return Premiums and Premiums on Policies not Taken		3	4	5	6	7	8	9	10	11	12
		1 Direct Premiums Written	2 Direct Premiums Earned	Dividends Paid or Credited to Policyholders on Direct Business	Direct Unearned Premium Reserves	Direct Losses Paid (deducting salvage)	Direct Losses Incurred	Direct Losses Unpaid	Direct Defense and Cost Containment Expense Paid	Direct Defense and Cost Containment Expense Incurred	Direct Defense and Cost Containment Expense Unpaid	Commissions and Brokerage Expenses	Taxes, Licenses and Fees
1.	Fire .....	19,906	7,471		12,434		2,341	2,341		123	123	3,483	
2.1	Allied Lines .....	19,906	7,471		12,434		2,341	2,341		123	123	3,483	
2.2	Multiple Peril Crop .....												
2.3	Federal Flood .....												
2.4	Private Crop .....												
2.5	Private Flood .....												
3.	Farmowners Multiple Peril .....												
4.	Homeowners Multiple Peril .....												
5.1	Commercial Multiple Peril (Non-Liability Portion) .....	1,241	359		882		112	112		6	6	273	
5.2	Commercial Multiple Peril (Liability Portion) .....	1,672	508		1,164		229	229		57	57	368	
6.	Mortgage Guaranty .....												
8.	Ocean Marine .....												
9.1	Inland marine .....												
9.2	Pet insurance plans .....												
10.	Financial Guaranty .....												
11.1	Medical Professional Liability — Occurrence .....												
11.2	Medical Professional Liability — Claims-Made .....												
12.	Earthquake .....												
13.1	Comprehensive (hospital and medical) ind (b) .....												
13.2	Comprehensive (hospital and medical) group (b) .....												
14.	Credit A&H (Group and Individual) .....												
15.1	Vision Only (b) .....												
15.2	Dental Only (b) .....												
15.3	Disability Income (b) .....												
15.4	Medicare Supplement (b) .....												
15.5	Medicaid Title XIX (b) .....												
15.6	Medicare Title XVIII (b) .....												
15.7	Long-Term Care (b) .....												
15.8	Federal Employees Health Benefits Plan (b) .....												
15.9	Other Health (b) .....												
16.	Workers' Compensation .....												
17.1	Other Liability—Occurrence .....	2,936	10,877		2,789		5,324	5,682		1,420	1,420	514	
17.2	Other Liability—Claims-Made .....												
17.3	Excess Workers' Compensation .....												
18.1	Products Liability — Occurrence .....												
18.2	Products Liability — Claims-Made .....												
19.1	Private Passenger Auto No-Fault (Personal Injury Protection) .....												
19.2	Other Private Passenger Auto Liability .....												
19.3	Commercial Auto No-Fault (Personal Injury Protection) .....												
19.4	Other Commercial Auto Liability .....												
21.1	Private Passenger Auto Physical Damage .....												
21.2	Commercial Auto Physical Damage .....												
22.	Aircraft (all perils) .....												
23.	Fidelity .....												
24.	Surety .....												
26.	Burglary and Theft .....												
27.	Boiler and Machinery .....	1,262	489		773		161	161				223	
28.	Credit .....												
29.	International .....												
30.	Warranty .....												
31.	Reins nonproportional assumed property .....	XXX	XXX	XXX	XXX	XXX	XXX	XXX	XXX	XXX	XXX	XXX	XXX
32.	Reins nonproportional assumed liability .....	XXX	XXX	XXX	XXX	XXX	XXX	XXX	XXX	XXX	XXX	XXX	XXX
33.	Reins nonproportional assumed financial lines .....	XXX	XXX	XXX	XXX	XXX	XXX	XXX	XXX	XXX	XXX	XXX	XXX
34.	Aggregate Write-Ins for Other Lines of Business .....												
35.	TOTAL (a) .....	46,923	27,175		30,476		10,508	10,866		1,729	1,729	8,344	
Details of Write-Ins													
3401.	.....												
3402.	.....												
3403.	.....												
3498.	Summary of remaining write-ins for Line 34 from overflow page .....												
3499.	Totals (Lines 3401 through 3403 plus 3498) (Line 34 above) .....												

(a) Finance and service charges not included in Lines 1 to 35 \$  
(b) For health business on indicated lines report: Number of persons insured under PPO managed care products and number of persons insured under indemnity only products .



EXHIBIT OF PREMIUMS AND LOSSES

BUSINESS IN THE STATE OF ARKANSAS DURING THE YEAR 2024

NAIC Group Code: 5020

NAIC Company Code: 16762

Line of Business		Gross Premiums, Including Policy and Membership Fees, Less Return Premiums and Premiums on Policies not Taken		3	4	5	6	7	8	9	10	11	12
		1	2	Dividends Paid or Credited to Policyholders on Direct Business	Direct Unearned Premium Reserves	Direct Losses Paid (deducting salvage)	Direct Losses Incurred	Direct Losses Unpaid	Direct Defense and Cost Containment Expense Paid	Direct Defense and Cost Containment Expense Incurred	Direct Defense and Cost Containment Expense Unpaid	Commissions and Brokerage Expenses	Taxes, Licenses and Fees
1.	Fire	16,008	19,841		8,117		5,391	6,347		284	334	3,522	
2.1	Allied Lines	16,008	19,841		8,117		5,391	6,347		284	334	3,522	
2.2	Multiple Peril Crop												
2.3	Federal Flood												
2.4	Private Crop												
2.5	Private Flood												
3.	Farmowners Multiple Peril												
4.	Homeowners Multiple Peril												
5.1	Commercial Multiple Peril (Non-Liability Portion)	73,515	39,015		44,099		7,344	12,692		387	668	16,173	
5.2	Commercial Multiple Peril (Liability Portion)	9,339	3,973		6,008		1,129	2,205		282	551	2,055	
6.	Mortgage Guaranty												
8.	Ocean Marine												
9.1	Inland marine												
9.2	Pet insurance plans												
10.	Financial Guaranty												
11.1	Medical Professional Liability — Occurrence												
11.2	Medical Professional Liability — Claims-Made												
12.	Earthquake												
13.1	Comprehensive (hospital and medical) ind (b)												
13.2	Comprehensive (hospital and medical) group (b)												
14.	Credit A&H (Group and Individual)												
15.1	Vision Only (b)												
15.2	Dental Only (b)												
15.3	Disability Income (b)												
15.4	Medicare Supplement (b)												
15.5	Medicaid Title XIX (b)												
15.6	Medicare Title XVIII (b)												
15.7	Long-Term Care (b)												
15.8	Federal Employees Health Benefits Plan (b)												
15.9	Other Health (b)												
16.	Workers' Compensation												
17.1	Other Liability—Occurrence	137,213	98,235		47,006		44,550	46,373		11,265	11,593	28,577	
17.2	Other Liability—Claims-Made												
17.3	Excess Workers' Compensation												
18.1	Products Liability — Occurrence												
18.2	Products Liability — Claims-Made												
19.1	Private Passenger Auto No-Fault (Personal Injury Protection)												
19.2	Other Private Passenger Auto Liability												
19.3	Commercial Auto No-Fault (Personal Injury Protection)	22	11		11		4	4		1	1	5	
19.4	Other Commercial Auto Liability	37,589	27,424		20,863	11,672	36,389	26,595	2,272	7,312	5,509	8,270	
21.1	Private Passenger Auto Physical Damage												
21.2	Commercial Auto Physical Damage	4,522	10,808		1,594	29,628	29,839	1,596	5,017	5,028	84	995	
22.	Aircraft (all perils)												
23.	Fidelity												
24.	Surety												
26.	Burglary and Theft												
27.	Boiler and Machinery	1,535	591		944		195	195				338	
28.	Credit												
29.	International												
30.	Warranty												
31.	Reins nonproportional assumed property	XXX	XXX	XXX	XXX	XXX	XXX	XXX	XXX	XXX	XXX	XXX	XXX
32.	Reins nonproportional assumed liability	XXX	XXX	XXX	XXX	XXX	XXX	XXX	XXX	XXX	XXX	XXX	XXX
33.	Reins nonproportional assumed financial lines	XXX	XXX	XXX	XXX	XXX	XXX	XXX	XXX	XXX	XXX	XXX	XXX
34.	Aggregate Write-Ins for Other Lines of Business												
35.	TOTAL (a)	295,751	219,739		136,759	41,300	130,232	102,354	7,289	24,843	19,074	63,457	
Details of Write-Ins													
3401.													
3402.													
3403.													
3498.	Summary of remaining write-ins for Line 34 from overflow page												
3499.	Totals (Lines 3401 through 3403 plus 3498) (Line 34 above)												

(a) Finance and service charges not included in Lines 1 to 35 \$  
(b) For health business on indicated lines report: Number of persons insured under PPO managed care products and number of persons insured under indemnity only products .



EXHIBIT OF PREMIUMS AND LOSSES

BUSINESS IN THE STATE OF CALIFORNIA DURING THE YEAR 2024

NAIC Group Code: 5020

NAIC Company Code: 16762

Line of Business		Gross Premiums, Including Policy and Membership Fees, Less Return Premiums and Premiums on Policies not Taken		3	4	5	6	7	8	9	10	11	12
		1	2	Dividends Paid or Credited to Policyholders on Direct Business	Direct Unearned Premium Reserves	Direct Losses Paid (deducting salvage)	Direct Losses Incurred	Direct Losses Unpaid	Direct Defense and Cost Containment Expense Paid	Direct Defense and Cost Containment Expense Incurred	Direct Defense and Cost Containment Expense Unpaid	Commissions and Brokerage Expenses	Taxes, Licenses and Fees
1.	Fire	577,255	243,464		395,945		55,547	79,839		2,923	4,202	112,320	
2.1	Allied Lines	577,255	243,464		395,945	26,540	82,254	79,576	1,577	5,432	5,111	112,320	
2.2	Multiple Peril Crop												
2.3	Federal Flood												
2.4	Private Crop												
2.5	Private Flood												
3.	Farmowners Multiple Peril												
4.	Homeowners Multiple Peril												
5.1	Commercial Multiple Peril (Non-Liability Portion)	7,065,795	2,871,151		4,840,591	135,620	976,812	939,459	4,689	68,265	68,748	1,397,214	
5.2	Commercial Multiple Peril (Liability Portion)	1,520,564	588,694		1,060,137		245,725	310,498	4,717	78,815	88,249	303,782	
6.	Mortgage Guaranty												
8.	Ocean Marine												
9.1	Inland marine												
9.2	Pet insurance plans												
10.	Financial Guaranty												
11.1	Medical Professional Liability — Occurrence												
11.2	Medical Professional Liability — Claims-Made												
12.	Earthquake												
13.1	Comprehensive (hospital and medical) ind (b)												
13.2	Comprehensive (hospital and medical) group (b)												
14.	Credit A&H (Group and Individual)												
15.1	Vision Only (b)												
15.2	Dental Only (b)												
15.3	Disability Income (b)												
15.4	Medicare Supplement (b)												
15.5	Medicaid Title XIX (b)												
15.6	Medicare Title XVIII (b)												
15.7	Long-Term Care (b)												
15.8	Federal Employees Health Benefits Plan (b)												
15.9	Other Health (b)												
16.	Workers' Compensation												
17.1	Other Liability—Occurrence	964,460	514,022		597,773		319,869	376,840	7,060	85,115	89,825	200,891	
17.2	Other Liability—Claims-Made												
17.3	Excess Workers' Compensation												
18.1	Products Liability — Occurrence												
18.2	Products Liability — Claims-Made												
19.1	Private Passenger Auto No-Fault (Personal Injury Protection)												
19.2	Other Private Passenger Auto Liability												
19.3	Commercial Auto No-Fault (Personal Injury Protection)												
19.4	Other Commercial Auto Liability	1,137,988	771,635		683,716	61,193	394,406	390,166	28,460	103,107	88,885	249,558	
21.1	Private Passenger Auto Physical Damage												
21.2	Commercial Auto Physical Damage	394,763	352,338		171,315	192,093	258,573	91,074	38,366	56,932	19,861	86,689	
22.	Aircraft (all perils)												
23.	Fidelity												
24.	Surety												
26.	Burglary and Theft												
27.	Boiler and Machinery	135,106	46,535		92,308		15,261	15,360				26,554	
28.	Credit												
29.	International												
30.	Warranty												
31.	Reins nonproportional assumed property	XXX	XXX	XXX	XXX	XXX	XXX	XXX	XXX	XXX	XXX	XXX	XXX
32.	Reins nonproportional assumed liability	XXX	XXX	XXX	XXX	XXX	XXX	XXX	XXX	XXX	XXX	XXX	XXX
33.	Reins nonproportional assumed financial lines	XXX	XXX	XXX	XXX	XXX	XXX	XXX	XXX	XXX	XXX	XXX	XXX
34.	Aggregate Write-Ins for Other Lines of Business												
35.	TOTAL (a)	12,373,186	5,631,303		8,237,730	415,446	2,348,447	2,282,812	84,869	400,589	364,881	2,489,328	
Details of Write-Ins													
3401.													
3402.													
3403.													
3498.	Summary of remaining write-ins for Line 34 from overflow page												
3499.	Totals (Lines 3401 through 3403 plus 3498) (Line 34 above)												

(a) Finance and service charges not included in Lines 1 to 35 \$  
(b) For health business on indicated lines report: Number of persons insured under PPO managed care products and number of persons insured under indemnity only products .



EXHIBIT OF PREMIUMS AND LOSSES

BUSINESS IN THE STATE OF COLORADO DURING THE YEAR 2024

NAIC Group Code: 5020

NAIC Company Code: 16762

Line of Business		Gross Premiums, Including Policy and Membership Fees, Less Return Premiums and Premiums on Policies not Taken		3	4	5	6	7	8	9	10	11	12
		1 Direct Premiums Written	2 Direct Premiums Earned	Dividends Paid or Credited to Policyholders on Direct Business	Direct Unearned Premium Reserves	Direct Losses Paid (deducting salvage)	Direct Losses Incurred	Direct Losses Unpaid	Direct Defense and Cost Containment Expense Paid	Direct Defense and Cost Containment Expense Incurred	Direct Defense and Cost Containment Expense Unpaid	Commissions and Brokerage Expenses	Taxes, Licenses and Fees
1.	Fire .....	21,797	6,407		15,390		2,007	2,007		106	106	4,063	77
2.1	Allied Lines .....	21,797	6,407		15,390		2,007	2,007		106	106	4,063	77
2.2	Multiple Peril Crop .....												
2.3	Federal Flood .....												
2.4	Private Crop .....												
2.5	Private Flood .....												
3.	Farmowners Multiple Peril .....												
4.	Homeowners Multiple Peril .....												
5.1	Commercial Multiple Peril (Non-Liability Portion) .....	106,116	39,085		67,841		11,346	12,958		597	682	20,761	374
5.2	Commercial Multiple Peril (Liability Portion) .....	8,535	2,858		5,785		1,517	2,016		379	504	1,670	30
6.	Mortgage Guaranty .....												
8.	Ocean Marine .....												
9.1	Inland marine .....												
9.2	Pet insurance plans .....												
10.	Financial Guaranty .....												
11.1	Medical Professional Liability — Occurrence .....												
11.2	Medical Professional Liability — Claims-Made .....												
12.	Earthquake .....												
13.1	Comprehensive (hospital and medical) ind (b) .....												
13.2	Comprehensive (hospital and medical) group (b) .....												
14.	Credit A&H (Group and Individual) .....												
15.1	Vision Only (b) .....												
15.2	Dental Only (b) .....												
15.3	Disability Income (b) .....												
15.4	Medicare Supplement (b) .....												
15.5	Medicaid Title XIX (b) .....												
15.6	Medicare Title XVIII (b) .....												
15.7	Long-Term Care (b) .....												
15.8	Federal Employees Health Benefits Plan (b) .....												
15.9	Other Health (b) .....												
16.	Workers' Compensation .....												
17.1	Other Liability—Occurrence .....	50,266	44,443		22,721		10,009	31,350		2,502	7,837	9,270	177
17.2	Other Liability—Claims-Made .....												
17.3	Excess Workers' Compensation .....												
18.1	Products Liability — Occurrence .....												
18.2	Products Liability — Claims-Made .....												
19.1	Private Passenger Auto No-Fault (Personal Injury Protection) .....												
19.2	Other Private Passenger Auto Liability .....												
19.3	Commercial Auto No-Fault (Personal Injury Protection) .....												
19.4	Other Commercial Auto Liability .....	60,026	24,025		56,224		7,373	10,412		1,843	2,603	13,206	212
21.1	Private Passenger Auto Physical Damage .....	75,875	39,470		38,646		5,258	5,727		276	301	16,692	268
21.2	Commercial Auto Physical Damage .....												
22.	Aircraft (all perils) .....												
23.	Fidelity .....												
24.	Surety .....												
26.	Burglary and Theft .....												
27.	Boiler and Machinery .....	2,924	1,012		1,912		334	334				554	10
28.	Credit .....												
29.	International .....												
30.	Warranty .....												
31.	Reins nonproportional assumed property .....	XXX	XXX	XXX	XXX	XXX	XXX	XXX	XXX	XXX	XXX	XXX	XXX
32.	Reins nonproportional assumed liability .....	XXX	XXX	XXX	XXX	XXX	XXX	XXX	XXX	XXX	XXX	XXX	XXX
33.	Reins nonproportional assumed financial lines .....	XXX	XXX	XXX	XXX	XXX	XXX	XXX	XXX	XXX	XXX	XXX	XXX
34.	Aggregate Write-Ins for Other Lines of Business .....												
35.	TOTAL (a) .....	347,336	163,707		223,909		39,851	66,811		5,809	12,139	70,279	1,225
Details of Write-Ins													
3401.	.....												
3402.	.....												
3403.	.....												
3498.	Summary of remaining write-ins for Line 34 from overflow page .....												
3499.	Totals (Lines 3401 through 3403 plus 3498) (Line 34 above) .....												

(a) Finance and service charges not included in Lines 1 to 35 \$  
(b) For health business on indicated lines report: Number of persons insured under PPO managed care products and number of persons insured under indemnity only products .



EXHIBIT OF PREMIUMS AND LOSSES

BUSINESS IN THE STATE OF CONNECTICUT DURING THE YEAR 2024

NAIC Group Code: 5020

NAIC Company Code: 16762

Line of Business	Gross Premiums, Including Policy and Membership Fees, Less Return Premiums and Premiums on Policies not Taken		3	4	5	6	7	8	9	10	11	12
	1	2	Dividends Paid or Credited to Policyholders on Direct Business	Direct Unearned Premium Reserves	Direct Losses Paid (deducting salvage)	Direct Losses Incurred	Direct Losses Unpaid	Direct Defense and Cost Containment Expense Paid	Direct Defense and Cost Containment Expense Incurred	Direct Defense and Cost Containment Expense Unpaid	Commissions and Brokerage Expenses	Taxes, Licenses and Fees
	Direct Premiums Written	Direct Premiums Earned										
1. Fire												
2.1 Allied Lines												
2.2 Multiple Peril Crop												
2.3 Federal Flood												
2.4 Private Crop												
2.5 Private Flood												
3. Farmowners Multiple Peril												
4. Homeowners Multiple Peril												
5.1 Commercial Multiple Peril (Non-Liability Portion)												
5.2 Commercial Multiple Peril (Liability Portion)												
6. Mortgage Guaranty												
8. Ocean Marine												
9.1 Inland marine												
9.2 Pet insurance plans												
10. Financial Guaranty												
11.1 Medical Professional Liability — Occurrence												
11.2 Medical Professional Liability — Claims-Made												
12. Earthquake												
13.1 Comprehensive (hospital and medical) ind (b)												
13.2 Comprehensive (hospital and medical) group (b)												
14. Credit A&H (Group and Individual)												
15.1 Vision Only (b)												
15.2 Dental Only (b)												
15.3 Disability Income (b)												
15.4 Medicare Supplement (b)												
15.5 Medicaid Title XIX (b)												
15.6 Medicare Title XVIII (b)												
15.7 Long-Term Care (b)												
15.8 Federal Employees Health Benefits Plan (b)												
15.9 Other Health (b)												
16. Workers' Compensation												
17.1 Other Liability—Occurrence												
17.2 Other Liability—Claims-Made												
17.3 Excess Workers' Compensation												
18.1 Products Liability — Occurrence												
18.2 Products Liability — Claims-Made												
19.1 Private Passenger Auto No-Fault (Personal Injury Protection)												
19.2 Other Private Passenger Auto Liability												
19.3 Commercial Auto No-Fault (Personal Injury Protection)												
19.4 Other Commercial Auto Liability												
21.1 Private Passenger Auto Physical Damage												
21.2 Commercial Auto Physical Damage												
22. Aircraft (all perils)												
23. Fidelity												
24. Surety												
26. Burglary and Theft												
27. Boiler and Machinery												
28. Credit												
29. International												
30. Warranty												
31. Reins nonproportional assumed property	XXX	XXX	XXX	XXX	XXX	XXX	XXX	XXX	XXX	XXX	XXX	XXX
32. Reins nonproportional assumed liability	XXX	XXX	XXX	XXX	XXX	XXX	XXX	XXX	XXX	XXX	XXX	XXX
33. Reins nonproportional assumed financial lines	XXX	XXX	XXX	XXX	XXX	XXX	XXX	XXX	XXX	XXX	XXX	XXX
34. Aggregate Write-Ins for Other Lines of Business												
35. TOTAL (a)												
Details of Write-Ins												
3401.												
3402.												
3403.												
3498. Summary of remaining write-ins for Line 34 from overflow page												
3499. Totals (Lines 3401 through 3403 plus 3498) (Line 34 above)												

NONE

(a) Finance and service charges not included in Lines 1 to 35 \$  
(b) For health business on indicated lines report: Number of persons insured under PPO managed care products and number of persons insured under indemnity only products .





EXHIBIT OF PREMIUMS AND LOSSES

BUSINESS IN THE STATE OF DELAWARE DURING THE YEAR 2024

NAIC Group Code: 5020

NAIC Company Code: 16762

Line of Business	Gross Premiums, Including Policy and Membership Fees, Less Return Premiums and Premiums on Policies not Taken		3	4	5	6	7	8	9	10	11	12
	1 Direct Premiums Written	2 Direct Premiums Earned	Dividends Paid or Credited to Policyholders on Direct Business	Direct Unearned Premium Reserves	Direct Losses Paid (deducting salvage)	Direct Losses Incurred	Direct Losses Unpaid	Direct Defense and Cost Containment Expense Paid	Direct Defense and Cost Containment Expense Incurred	Direct Defense and Cost Containment Expense Unpaid	Commissions and Brokerage Expenses	Taxes, Licenses and Fees
1. Fire												
2.1 Allied Lines												
2.2 Multiple Peril Crop												
2.3 Federal Flood												
2.4 Private Crop												
2.5 Private Flood												
3. Farmowners Multiple Peril												
4. Homeowners Multiple Peril												
5.1 Commercial Multiple Peril (Non-Liability Portion)												
5.2 Commercial Multiple Peril (Liability Portion)												
6. Mortgage Guaranty												
8. Ocean Marine												
9.1 Inland marine												
9.2 Pet insurance plans												
10. Financial Guaranty												
11.1 Medical Professional Liability — Occurrence												
11.2 Medical Professional Liability — Claims-Made												
12. Earthquake												
13.1 Comprehensive (hospital and medical) ind (b)												
13.2 Comprehensive (hospital and medical) group (b)												
14. Credit A&H (Group and Individual)												
15.1 Vision Only (b)												
15.2 Dental Only (b)												
15.3 Disability Income (b)												
15.4 Medicare Supplement (b)												
15.5 Medicaid Title XIX (b)												
15.6 Medicare Title XVIII (b)												
15.7 Long-Term Care (b)												
15.8 Federal Employees Health Benefits Plan (b)												
15.9 Other Health (b)												
16. Workers' Compensation												
17.1 Other Liability—Occurrence	73,021	54,762		18,259		24,648	24,648		6,162	6,162	16,065	
17.2 Other Liability—Claims-Made												
17.3 Excess Workers' Compensation												
18.1 Products Liability — Occurrence												
18.2 Products Liability — Claims-Made												
19.1 Private Passenger Auto No-Fault (Personal Injury Protection)												
19.2 Other Private Passenger Auto Liability												
19.3 Commercial Auto No-Fault (Personal Injury Protection)												
19.4 Other Commercial Auto Liability												
21.1 Private Passenger Auto Physical Damage												
21.2 Commercial Auto Physical Damage												
22. Aircraft (all perils)												
23. Fidelity												
24. Surety												
26. Burglary and Theft												
27. Boiler and Machinery												
28. Credit												
29. International												
30. Warranty												
31. Reins nonproportional assumed property	XXX	XXX	XXX	XXX	XXX	XXX	XXX	XXX	XXX	XXX	XXX	XXX
32. Reins nonproportional assumed liability	XXX	XXX	XXX	XXX	XXX	XXX	XXX	XXX	XXX	XXX	XXX	XXX
33. Reins nonproportional assumed financial lines	XXX	XXX	XXX	XXX	XXX	XXX	XXX	XXX	XXX	XXX	XXX	XXX
34. Aggregate Write-Ins for Other Lines of Business												
35. TOTAL (a)	73,021	54,762		18,259		24,648	24,648		6,162	6,162	16,065	
Details of Write-Ins												
3401.												
3402.												
3403.												
3498. Summary of remaining write-ins for Line 34 from overflow page												
3499. Totals (Lines 3401 through 3403 plus 3498) (Line 34 above)												

(a) Finance and service charges not included in Lines 1 to 35 \$  
(b) For health business on indicated lines report: Number of persons insured under PPO managed care products and number of persons insured under indemnity only products .



EXHIBIT OF PREMIUMS AND LOSSES

BUSINESS IN THE STATE OF DISTRICT OF COLUMBIA DURING THE YEAR 2024

NAIC Group Code: 5020

NAIC Company Code: 16762

Line of Business		Gross Premiums, Including Policy and Membership Fees, Less Return Premiums and Premiums on Policies not Taken		3	4	5	6	7	8	9	10	11	12
		1	2	Dividends Paid or Credited to Policyholders on Direct Business	Direct Unearned Premium Reserves	Direct Losses Paid (deducting salvage)	Direct Losses Incurred	Direct Losses Unpaid	Direct Defense and Cost Containment Expense Paid	Direct Defense and Cost Containment Expense Incurred	Direct Defense and Cost Containment Expense Unpaid	Commissions and Brokerage Expenses	Taxes, Licenses and Fees
1.	Fire .....												
2.1	Allied Lines .....												
2.2	Multiple Peril Crop .....												
2.3	Federal Flood .....												
2.4	Private Crop .....												
2.5	Private Flood .....												
3.	Farmowners Multiple Peril .....												
4.	Homeowners Multiple Peril .....												
5.1	Commercial Multiple Peril (Non-Liability Portion) .....												
5.2	Commercial Multiple Peril (Liability Portion) .....												
6.	Mortgage Guaranty .....												
8.	Ocean Marine .....												
9.1	Inland marine .....												
9.2	Pet insurance plans .....												
10.	Financial Guaranty .....												
11.1	Medical Professional Liability — Occurrence .....												
11.2	Medical Professional Liability — Claims-Made .....												
12.	Earthquake .....												
13.1	Comprehensive (hospital and medical) ind (b) .....												
13.2	Comprehensive (hospital and medical) group (b) .....												
14.	Credit A&H (Group and Individual) .....												
15.1	Vision Only (b) .....												
15.2	Dental Only (b) .....												
15.3	Disability Income (b) .....												
15.4	Medicare Supplement (b) .....												
15.5	Medicaid Title XIX (b) .....												
15.6	Medicare Title XVIII (b) .....												
15.7	Long-Term Care (b) .....												
15.8	Federal Employees Health Benefits Plan (b) .....												
15.9	Other Health (b) .....												
16.	Workers' Compensation .....												
17.1	Other Liability—Occurrence .....		467				(44)	429		(11)	107		
17.2	Other Liability—Claims-Made .....												
17.3	Excess Workers' Compensation .....												
18.1	Products Liability — Occurrence .....												
18.2	Products Liability — Claims-Made .....												
19.1	Private Passenger Auto No-Fault (Personal Injury Protection) .....												
19.2	Other Private Passenger Auto Liability .....												
19.3	Commercial Auto No-Fault (Personal Injury Protection) .....												
19.4	Other Commercial Auto Liability .....												
21.1	Private Passenger Auto Physical Damage .....												
21.2	Commercial Auto Physical Damage .....												
22.	Aircraft (all perils) .....												
23.	Fidelity .....												
24.	Surety .....												
26.	Burglary and Theft .....												
27.	Boiler and Machinery .....												
28.	Credit .....												
29.	International .....												
30.	Warranty .....												
31.	Reins nonproportional assumed property .....	XXX	XXX	XXX	XXX	XXX	XXX	XXX	XXX	XXX	XXX	XXX	XXX
32.	Reins nonproportional assumed liability .....	XXX	XXX	XXX	XXX	XXX	XXX	XXX	XXX	XXX	XXX	XXX	XXX
33.	Reins nonproportional assumed financial lines .....	XXX	XXX	XXX	XXX	XXX	XXX	XXX	XXX	XXX	XXX	XXX	XXX
34.	Aggregate Write-Ins for Other Lines of Business .....												
35.	TOTAL (a) .....		467				(44)	429		(11)	107		
Details of Write-Ins													
3401.	.....												
3402.	.....												
3403.	.....												
3498.	Summary of remaining write-ins for Line 34 from overflow page .....												
3499.	Totals (Lines 3401 through 3403 plus 3498) (Line 34 above) .....												

(a) Finance and service charges not included in Lines 1 to 35 \$  
(b) For health business on indicated lines report: Number of persons insured under PPO managed care products and number of persons insured under indemnity only products .



EXHIBIT OF PREMIUMS AND LOSSES

BUSINESS IN THE STATE OF FLORIDA DURING THE YEAR 2024

NAIC Group Code: 5020

NAIC Company Code: 16762

Line of Business		Gross Premiums, Including Policy and Membership Fees, Less Return Premiums and Premiums on Policies not Taken		3	4	5	6	7	8	9	10	11	12
		1 Direct Premiums Written	2 Direct Premiums Earned	Dividends Paid or Credited to Policyholders on Direct Business	Direct Unearned Premium Reserves	Direct Losses Paid (deducting salvage)	Direct Losses Incurred	Direct Losses Unpaid	Direct Defense and Cost Containment Expense Paid	Direct Defense and Cost Containment Expense Incurred	Direct Defense and Cost Containment Expense Unpaid	Commissions and Brokerage Expenses	Taxes, Licenses and Fees
1.	Fire .....	262,242	180,809		112,855		51,533	57,840		2,710	3,044	51,234	89
2.1	Allied Lines .....	262,477	181,045		112,855		51,607	57,911		2,722	3,048	51,286	89
2.2	Multiple Peril Crop .....												
2.3	Federal Flood .....												
2.4	Private Crop .....												
2.5	Private Flood .....												
3.	Farmowners Multiple Peril .....												
4.	Homeowners Multiple Peril .....												
5.1	Commercial Multiple Peril (Non-Liability Portion) .....	294,070	191,732		172,782		52,754	57,705		2,764	3,037	57,668	99
5.2	Commercial Multiple Peril (Liability Portion) .....	135,901	120,910		81,485		52,348	70,949	1,719	13,715	16,643	27,788	46
6.	Mortgage Guaranty .....												
8.	Ocean Marine .....												
9.1	Inland marine .....												
9.2	Pet insurance plans .....												
10.	Financial Guaranty .....												
11.1	Medical Professional Liability — Occurrence .....												
11.2	Medical Professional Liability — Claims-Made .....												
12.	Earthquake .....												
13.1	Comprehensive (hospital and medical) ind (b) .....												
13.2	Comprehensive (hospital and medical) group (b) .....												
14.	Credit A&H (Group and Individual) .....												
15.1	Vision Only (b) .....												
15.2	Dental Only (b) .....												
15.3	Disability Income (b) .....												
15.4	Medicare Supplement (b) .....												
15.5	Medicaid Title XIX (b) .....												
15.6	Medicare Title XVIII (b) .....												
15.7	Long-Term Care (b) .....												
15.8	Federal Employees Health Benefits Plan (b) .....												
15.9	Other Health (b) .....												
16.	Workers' Compensation .....												
17.1	Other Liability—Occurrence .....	11,471,141	9,595,470		5,109,840	430,440	4,697,399	5,153,644	71,813	1,177,235	1,312,419	2,190,391	3,872
17.2	Other Liability—Claims-Made .....												
17.3	Excess Workers' Compensation .....												
18.1	Products Liability — Occurrence .....												
18.2	Products Liability — Claims-Made .....												
19.1	Private Passenger Auto No-Fault (Personal Injury Protection) .....												
19.2	Other Private Passenger Auto Liability .....												
19.3	Commercial Auto No-Fault (Personal Injury Protection) .....	55,432	35,268		31,391	21,036	37,891	20,316	7,550	13,771	6,201	12,037	19
19.4	Other Commercial Auto Liability .....	4,334,917	2,691,415		2,305,313	111,617	1,159,477	1,200,806	25,569	309,486	323,039	936,397	1,463
21.1	Private Passenger Auto Physical Damage .....												
21.2	Commercial Auto Physical Damage .....	940,790	741,030		446,337	102,507	201,930	172,544	14,012	44,979	34,347	204,150	318
22.	Aircraft (all perils) .....												
23.	Fidelity .....												
24.	Surety .....												
26.	Burglary and Theft .....												
27.	Boiler and Machinery .....	18,182	12,065		8,982		3,899	3,988				3,588	6
28.	Credit .....												
29.	International .....												
30.	Warranty .....												
31.	Reins nonproportional assumed property .....	XXX	XXX	XXX	XXX	XXX	XXX	XXX	XXX	XXX	XXX	XXX	XXX
32.	Reins nonproportional assumed liability .....	XXX	XXX	XXX	XXX	XXX	XXX	XXX	XXX	XXX	XXX	XXX	XXX
33.	Reins nonproportional assumed financial lines .....	XXX	XXX	XXX	XXX	XXX	XXX	XXX	XXX	XXX	XXX	XXX	XXX
34.	Aggregate Write-Ins for Other Lines of Business .....												
35.	TOTAL (a) .....	17,775,152	13,749,744		8,381,840	665,600	6,308,838	6,795,703	120,663	1,567,382	1,701,778	3,534,539	6,001
Details of Write-Ins													
3401.	.....												
3402.	.....												
3403.	.....												
3498.	Summary of remaining write-ins for Line 34 from overflow page .....												
3499.	Totals (Lines 3401 through 3403 plus 3498) (Line 34 above) .....												

(a) Finance and service charges not included in Lines 1 to 35 \$  
(b) For health business on indicated lines report: Number of persons insured under PPO managed care products and number of persons insured under indemnity only products .



EXHIBIT OF PREMIUMS AND LOSSES

BUSINESS IN THE STATE OF GEORGIA DURING THE YEAR 2024

NAIC Group Code: 5020

NAIC Company Code: 16762

Line of Business		Gross Premiums, Including Policy and Membership Fees, Less Return Premiums and Premiums on Policies not Taken		3	4	5	6	7	8	9	10	11	12
		1 Direct Premiums Written	2 Direct Premiums Earned	Dividends Paid or Credited to Policyholders on Direct Business	Direct Unearned Premium Reserves	Direct Losses Paid (deducting salvage)	Direct Losses Incurred	Direct Losses Unpaid	Direct Defense and Cost Containment Expense Paid	Direct Defense and Cost Containment Expense Incurred	Direct Defense and Cost Containment Expense Unpaid	Commissions and Brokerage Expenses	Taxes, Licenses and Fees
1.	Fire .....	94,976	79,730		50,330		11,600	27,689		610	1,457	18,720	
2.1	Allied Lines .....	94,976	79,730		50,330		22,466	37,061	1,200	3,606	3,174	18,720	
2.2	Multiple Peril Crop .....												
2.3	Federal Flood .....												
2.4	Private Crop .....												
2.5	Private Flood .....												
3.	Farmowners Multiple Peril .....												
4.	Homeowners Multiple Peril .....												
5.1	Commercial Multiple Peril (Non-Liability Portion) .....	301,410	280,366		128,741	153,353	224,571	191,385	28,449	58,222	32,014	58,452	
5.2	Commercial Multiple Peril (Liability Portion) .....	79,471	72,037		35,600		43,472	55,762		9,619	12,691	15,246	
6.	Mortgage Guaranty .....												
8.	Ocean Marine .....												
9.1	Inland marine .....												
9.2	Pet insurance plans .....												
10.	Financial Guaranty .....												
11.1	Medical Professional Liability — Occurrence .....												
11.2	Medical Professional Liability — Claims-Made .....												
12.	Earthquake .....												
13.1	Comprehensive (hospital and medical) ind (b) .....												
13.2	Comprehensive (hospital and medical) group (b) .....												
14.	Credit A&H (Group and Individual) .....												
15.1	Vision Only (b) .....												
15.2	Dental Only (b) .....												
15.3	Disability Income (b) .....												
15.4	Medicare Supplement (b) .....												
15.5	Medicaid Title XIX (b) .....												
15.6	Medicare Title XVIII (b) .....												
15.7	Long-Term Care (b) .....												
15.8	Federal Employees Health Benefits Plan (b) .....												
15.9	Other Health (b) .....												
16.	Workers' Compensation .....												
17.1	Other Liability—Occurrence .....	741,056	925,515		297,580	5,000	428,279	574,044	10,614	114,824	137,357	153,639	
17.2	Other Liability—Claims-Made .....												
17.3	Excess Workers' Compensation .....												
18.1	Products Liability — Occurrence .....												
18.2	Products Liability — Claims-Made .....												
19.1	Private Passenger Auto No-Fault (Personal Injury Protection) .....												
19.2	Other Private Passenger Auto Liability .....												
19.3	Commercial Auto No-Fault (Personal Injury Protection) .....												
19.4	Other Commercial Auto Liability .....												
21.1	Private Passenger Auto Physical Damage .....												
21.2	Commercial Auto Physical Damage .....												
22.	Aircraft (all perils) .....												
23.	Fidelity .....												
24.	Surety .....												
26.	Burglary and Theft .....												
27.	Boiler and Machinery .....	10,099	5,593		4,774		1,836	1,846				1,944	
28.	Credit .....												
29.	International .....												
30.	Warranty .....												
31.	Reins nonproportional assumed property .....	XXX	XXX	XXX	XXX	XXX	XXX	XXX	XXX	XXX	XXX	XXX	XXX
32.	Reins nonproportional assumed liability .....	XXX	XXX	XXX	XXX	XXX	XXX	XXX	XXX	XXX	XXX	XXX	XXX
33.	Reins nonproportional assumed financial lines .....	XXX	XXX	XXX	XXX	XXX	XXX	XXX	XXX	XXX	XXX	XXX	XXX
34.	Aggregate Write-Ins for Other Lines of Business .....												
35.	TOTAL (a) .....	1,321,988	1,442,971		567,355	158,353	732,224	887,787	40,263	186,881	186,693	266,721	
Details of Write-Ins													
3401.	.....												
3402.	.....												
3403.	.....												
3498.	Summary of remaining write-ins for Line 34 from overflow page .....												
3499.	Totals (Lines 3401 through 3403 plus 3498) (Line 34 above) .....												

(a) Finance and service charges not included in Lines 1 to 35 \$  
(b) For health business on indicated lines report: Number of persons insured under PPO managed care products and number of persons insured under indemnity only products .



EXHIBIT OF PREMIUMS AND LOSSES

BUSINESS IN THE STATE OF HAWAII DURING THE YEAR 2024

NAIC Group Code: 5020

NAIC Company Code: 16762

Line of Business		Gross Premiums, Including Policy and Membership Fees, Less Return Premiums and Premiums on Policies not Taken		3	4	5	6	7	8	9	10	11	12
		1	2	Dividends Paid or Credited to Policyholders on Direct Business	Direct Unearned Premium Reserves	Direct Losses Paid (deducting salvage)	Direct Losses Incurred	Direct Losses Unpaid	Direct Defense and Cost Containment Expense Paid	Direct Defense and Cost Containment Expense Incurred	Direct Defense and Cost Containment Expense Unpaid	Commissions and Brokerage Expenses	Taxes, Licenses and Fees
1.	Fire												
2.1	Allied Lines												
2.2	Multiple Peril Crop												
2.3	Federal Flood												
2.4	Private Crop												
2.5	Private Flood												
3.	Farmowners Multiple Peril												
4.	Homeowners Multiple Peril												
5.1	Commercial Multiple Peril (Non-Liability Portion)												
5.2	Commercial Multiple Peril (Liability Portion)												
6.	Mortgage Guaranty												
8.	Ocean Marine												
9.1	Inland marine												
9.2	Pet insurance plans												
10.	Financial Guaranty												
11.1	Medical Professional Liability — Occurrence												
11.2	Medical Professional Liability — Claims-Made												
12.	Earthquake												
13.1	Comprehensive (hospital and medical) ind (b)												
13.2	Comprehensive (hospital and medical) group (b)												
14.	Credit A&H (Group and Individual)												
15.1	Vision Only (b)												
15.2	Dental Only (b)												
15.3	Disability Income (b)												
15.4	Medicare Supplement (b)												
15.5	Medicaid Title XIX (b)												
15.6	Medicare Title XVIII (b)												
15.7	Long-Term Care (b)												
15.8	Federal Employees Health Benefits Plan (b)												
15.9	Other Health (b)												
16.	Workers' Compensation												
17.1	Other Liability—Occurrence												
17.2	Other Liability—Claims-Made												
17.3	Excess Workers' Compensation												
18.1	Products Liability — Occurrence												
18.2	Products Liability — Claims-Made												
19.1	Private Passenger Auto No-Fault (Personal Injury Protection)												
19.2	Other Private Passenger Auto Liability												
19.3	Commercial Auto No-Fault (Personal Injury Protection)												
19.4	Other Commercial Auto Liability												
21.1	Private Passenger Auto Physical Damage												
21.2	Commercial Auto Physical Damage												
22.	Aircraft (all perils)												
23.	Fidelity												
24.	Surety												
26.	Burglary and Theft												
27.	Boiler and Machinery												
28.	Credit												
29.	International												
30.	Warranty												
31.	Reins nonproportional assumed property	XXX	XXX	XXX	XXX	XXX	XXX	XXX	XXX	XXX	XXX	XXX	XXX
32.	Reins nonproportional assumed liability	XXX	XXX	XXX	XXX	XXX	XXX	XXX	XXX	XXX	XXX	XXX	XXX
33.	Reins nonproportional assumed financial lines	XXX	XXX	XXX	XXX	XXX	XXX	XXX	XXX	XXX	XXX	XXX	XXX
34.	Aggregate Write-Ins for Other Lines of Business												
35.	TOTAL (a)												
Details of Write-Ins													
3401.													
3402.													
3403.													
3498.	Summary of remaining write-ins for Line 34 from overflow page												
3499.	Totals (Lines 3401 through 3403 plus 3498) (Line 34 above)												

(a) Finance and service charges not included in Lines 1 to 35 \$  
(b) For health business on indicated lines report: Number of persons insured under PPO managed care products and number of persons insured under indemnity only products .



EXHIBIT OF PREMIUMS AND LOSSES

BUSINESS IN THE STATE OF IDAHO DURING THE YEAR 2024

NAIC Group Code: 5020

NAIC Company Code: 16762

Line of Business		Gross Premiums, Including Policy and Membership Fees, Less Return Premiums and Premiums on Policies not Taken		3	4	5	6	7	8	9	10	11	12
		1	2	Dividends Paid or Credited to Policyholders on Direct Business	Direct Unearned Premium Reserves	Direct Losses Paid (deducting salvage)	Direct Losses Incurred	Direct Losses Unpaid	Direct Defense and Cost Containment Expense Paid	Direct Defense and Cost Containment Expense Incurred	Direct Defense and Cost Containment Expense Unpaid	Commissions and Brokerage Expenses	Taxes, Licenses and Fees
1.	Fire .....												
2.1	Allied Lines .....												
2.2	Multiple Peril Crop .....												
2.3	Federal Flood .....												
2.4	Private Crop .....												
2.5	Private Flood .....												
3.	Farmowners Multiple Peril .....												
4.	Homeowners Multiple Peril .....												
5.1	Commercial Multiple Peril (Non-Liability Portion) .....												
5.2	Commercial Multiple Peril (Liability Portion) .....												
6.	Mortgage Guaranty .....												
8.	Ocean Marine .....												
9.1	Inland marine .....												
9.2	Pet insurance plans .....												
10.	Financial Guaranty .....												
11.1	Medical Professional Liability — Occurrence .....												
11.2	Medical Professional Liability — Claims-Made .....												
12.	Earthquake .....												
13.1	Comprehensive (hospital and medical) ind (b) .....												
13.2	Comprehensive (hospital and medical) group (b) .....												
14.	Credit A&H (Group and Individual) .....												
15.1	Vision Only (b) .....												
15.2	Dental Only (b) .....												
15.3	Disability Income (b) .....												
15.4	Medicare Supplement (b) .....												
15.5	Medicaid Title XIX (b) .....												
15.6	Medicare Title XVIII (b) .....												
15.7	Long-Term Care (b) .....												
15.8	Federal Employees Health Benefits Plan (b) .....												
15.9	Other Health (b) .....												
16.	Workers' Compensation .....												
17.1	Other Liability—Occurrence .....	1,471	242		1,229		120	120		30	30	257	500
17.2	Other Liability—Claims-Made .....												
17.3	Excess Workers' Compensation .....												
18.1	Products Liability — Occurrence .....												
18.2	Products Liability — Claims-Made .....												
19.1	Private Passenger Auto No-Fault (Personal Injury Protection) .....												
19.2	Other Private Passenger Auto Liability .....												
19.3	Commercial Auto No-Fault (Personal Injury Protection) .....												
19.4	Other Commercial Auto Liability .....												
21.1	Private Passenger Auto Physical Damage .....												
21.2	Commercial Auto Physical Damage .....												
22.	Aircraft (all perils) .....												
23.	Fidelity .....												
24.	Surety .....												
26.	Burglary and Theft .....												
27.	Boiler and Machinery .....												
28.	Credit .....												
29.	International .....												
30.	Warranty .....												
31.	Reins nonproportional assumed property .....	XXX	XXX	XXX	XXX	XXX	XXX	XXX	XXX	XXX	XXX	XXX	XXX
32.	Reins nonproportional assumed liability .....	XXX	XXX	XXX	XXX	XXX	XXX	XXX	XXX	XXX	XXX	XXX	XXX
33.	Reins nonproportional assumed financial lines .....	XXX	XXX	XXX	XXX	XXX	XXX	XXX	XXX	XXX	XXX	XXX	XXX
34.	Aggregate Write-Ins for Other Lines of Business .....												
35.	TOTAL (a) .....	1,471	242		1,229		120	120		30	30	257	500
Details of Write-Ins													
3401.	.....												
3402.	.....												
3403.	.....												
3498.	Summary of remaining write-ins for Line 34 from overflow page .....												
3499.	Totals (Lines 3401 through 3403 plus 3498) (Line 34 above) .....												

(a) Finance and service charges not included in Lines 1 to 35 \$  
(b) For health business on indicated lines report: Number of persons insured under PPO managed care products and number of persons insured under indemnity only products .



EXHIBIT OF PREMIUMS AND LOSSES

BUSINESS IN THE STATE OF ILLINOIS DURING THE YEAR 2024

NAIC Group Code: 5020

NAIC Company Code: 16762

Line of Business		Gross Premiums, Including Policy and Membership Fees, Less Return Premiums and Premiums on Policies not Taken		3	4	5	6	7	8	9	10	11	12
		1	2	Dividends Paid or Credited to Policyholders on Direct Business	Direct Unearned Premium Reserves	Direct Losses Paid (deducting salvage)	Direct Losses Incurred	Direct Losses Unpaid	Direct Defense and Cost Containment Expense Paid	Direct Defense and Cost Containment Expense Incurred	Direct Defense and Cost Containment Expense Unpaid	Commissions and Brokerage Expenses	Taxes, Licenses and Fees
1.	Fire .....	62,373	33,782		31,399		8,316	10,778		437	567	12,303	
2.1	Allied Lines .....	62,373	33,782		31,399		8,357	10,760		440	566	12,303	
2.2	Multiple Peril Crop .....												
2.3	Federal Flood .....												
2.4	Private Crop .....												
2.5	Private Flood .....												
3.	Farmowners Multiple Peril .....												
4.	Homeowners Multiple Peril .....												
5.1	Commercial Multiple Peril (Non-Liability Portion) .....	808,147	524,172		469,880	553,544	(41,266)	242,671	35,542	49,500	17,575	170,292	
5.2	Commercial Multiple Peril (Liability Portion) .....	163,468	117,298		80,943		63,882	95,222	17,528	44,749	35,056	33,956	
6.	Mortgage Guaranty .....												
8.	Ocean Marine .....												
9.1	Inland marine .....												
9.2	Pet insurance plans .....												
10.	Financial Guaranty .....												
11.1	Medical Professional Liability — Occurrence .....												
11.2	Medical Professional Liability — Claims-Made .....												
12.	Earthquake .....												
13.1	Comprehensive (hospital and medical) ind (b) .....												
13.2	Comprehensive (hospital and medical) group (b) .....												
14.	Credit A&H (Group and Individual) .....												
15.1	Vision Only (b) .....												
15.2	Dental Only (b) .....												
15.3	Disability Income (b) .....												
15.4	Medicare Supplement (b) .....												
15.5	Medicaid Title XIX (b) .....												
15.6	Medicare Title XVIII (b) .....												
15.7	Long-Term Care (b) .....												
15.8	Federal Employees Health Benefits Plan (b) .....												
15.9	Other Health (b) .....												
16.	Workers' Compensation .....												
17.1	Other Liability—Occurrence .....	132,888	123,855		56,050	18,839	43,240	84,821	12,059	25,453	21,115	27,405	
17.2	Other Liability—Claims-Made .....												
17.3	Excess Workers' Compensation .....												
18.1	Products Liability — Occurrence .....												
18.2	Products Liability — Claims-Made .....												
19.1	Private Passenger Auto No-Fault (Personal Injury Protection) .....												
19.2	Other Private Passenger Auto Liability .....												
19.3	Commercial Auto No-Fault (Personal Injury Protection) .....												
19.4	Other Commercial Auto Liability .....	7,077	2,598		4,479	31,695	32,663	969	2,093	2,335	242	1,557	
21.1	Private Passenger Auto Physical Damage .....												
21.2	Commercial Auto Physical Damage .....	3,523	1,293		2,229		187	187		10	10	775	
22.	Aircraft (all perils) .....												
23.	Fidelity .....												
24.	Surety .....												
26.	Burglary and Theft .....												
27.	Boiler and Machinery .....	6,541	3,534		3,088		1,165	1,166				1,270	
28.	Credit .....												
29.	International .....												
30.	Warranty .....												
31.	Reins nonproportional assumed property .....	XXX	XXX	XXX	XXX	XXX	XXX	XXX	XXX	XXX	XXX	XXX	XXX
32.	Reins nonproportional assumed liability .....	XXX	XXX	XXX	XXX	XXX	XXX	XXX	XXX	XXX	XXX	XXX	XXX
33.	Reins nonproportional assumed financial lines .....	XXX	XXX	XXX	XXX	XXX	XXX	XXX	XXX	XXX	XXX	XXX	XXX
34.	Aggregate Write-Ins for Other Lines of Business .....												
35.	TOTAL (a) .....	1,246,390	840,314		679,467	604,078	116,544	446,574	67,222	122,924	75,131	259,861	
Details of Write-Ins													
3401.	.....												
3402.	.....												
3403.	.....												
3498.	Summary of remaining write-ins for Line 34 from overflow page .....												
3499.	Totals (Lines 3401 through 3403 plus 3498) (Line 34 above) .....												

(a) Finance and service charges not included in Lines 1 to 35 \$  
(b) For health business on indicated lines report: Number of persons insured under PPO managed care products and number of persons insured under indemnity only products .



EXHIBIT OF PREMIUMS AND LOSSES

BUSINESS IN THE STATE OF INDIANA DURING THE YEAR 2024

NAIC Group Code: 5020

NAIC Company Code: 16762

Line of Business		Gross Premiums, Including Policy and Membership Fees, Less Return Premiums and Premiums on Policies not Taken		3	4	5	6	7	8	9	10	11	12
		1 Direct Premiums Written	2 Direct Premiums Earned	Dividends Paid or Credited to Policyholders on Direct Business	Direct Unearned Premium Reserves	Direct Losses Paid (deducting salvage)	Direct Losses Incurred	Direct Losses Unpaid	Direct Defense and Cost Containment Expense Paid	Direct Defense and Cost Containment Expense Incurred	Direct Defense and Cost Containment Expense Unpaid	Commissions and Brokerage Expenses	Taxes, Licenses and Fees
1.	Fire .....	10,309	3,191		7,117		1,000	1,000		53	53	1,804	
2.1	Allied Lines .....	10,309	3,191		7,117		1,000	1,000		53	53	1,804	
2.2	Multiple Peril Crop .....												
2.3	Federal Flood .....												
2.4	Private Crop .....												
2.5	Private Flood .....												
3.	Farmowners Multiple Peril .....												
4.	Homeowners Multiple Peril .....												
5.1	Commercial Multiple Peril (Non-Liability Portion) .....	140,244	58,099		86,434		18,087	18,221		952	959	30,002	
5.2	Commercial Multiple Peril (Liability Portion) .....	33,092	13,571		21,272		6,046	6,162		1,512	1,541	7,197	
6.	Mortgage Guaranty .....												
8.	Ocean Marine .....												
9.1	Inland marine .....												
9.2	Pet insurance plans .....												
10.	Financial Guaranty .....												
11.1	Medical Professional Liability — Occurrence .....												
11.2	Medical Professional Liability — Claims-Made .....												
12.	Earthquake .....												
13.1	Comprehensive (hospital and medical) ind (b) .....												
13.2	Comprehensive (hospital and medical) group (b) .....												
14.	Credit A&H (Group and Individual) .....												
15.1	Vision Only (b) .....												
15.2	Dental Only (b) .....												
15.3	Disability Income (b) .....												
15.4	Medicare Supplement (b) .....												
15.5	Medicaid Title XIX (b) .....												
15.6	Medicare Title XVIII (b) .....												
15.7	Long-Term Care (b) .....												
15.8	Federal Employees Health Benefits Plan (b) .....												
15.9	Other Health (b) .....												
16.	Workers' Compensation .....												
17.1	Other Liability—Occurrence .....	69,575	27,933		42,534		12,553	12,930		3,233	3,233	15,292	
17.2	Other Liability—Claims-Made .....												
17.3	Excess Workers' Compensation .....												
18.1	Products Liability — Occurrence .....												
18.2	Products Liability — Claims-Made .....												
19.1	Private Passenger Auto No-Fault (Personal Injury Protection) .....												
19.2	Other Private Passenger Auto Liability .....												
19.3	Commercial Auto No-Fault (Personal Injury Protection) .....												
19.4	Other Commercial Auto Liability .....												
21.1	Private Passenger Auto Physical Damage .....												
21.2	Commercial Auto Physical Damage .....												
22.	Aircraft (all perils) .....												
23.	Fidelity .....												
24.	Surety .....												
26.	Burglary and Theft .....												
27.	Boiler and Machinery .....	1,631	625		1,095		203	206				314	
28.	Credit .....												
29.	International .....												
30.	Warranty .....												
31.	Reins nonproportional assumed property .....	XXX	XXX	XXX	XXX	XXX	XXX	XXX	XXX	XXX	XXX	XXX	XXX
32.	Reins nonproportional assumed liability .....	XXX	XXX	XXX	XXX	XXX	XXX	XXX	XXX	XXX	XXX	XXX	XXX
33.	Reins nonproportional assumed financial lines .....	XXX	XXX	XXX	XXX	XXX	XXX	XXX	XXX	XXX	XXX	XXX	XXX
34.	Aggregate Write-Ins for Other Lines of Business .....												
35.	TOTAL (a) .....	265,160	106,610		165,569		38,889	39,519		5,803	5,839	56,413	
Details of Write-Ins													
3401.	.....												
3402.	.....												
3403.	.....												
3498.	Summary of remaining write-ins for Line 34 from overflow page .....												
3499.	Totals (Lines 3401 through 3403 plus 3498) (Line 34 above) .....												

(a) Finance and service charges not included in Lines 1 to 35 \$  
(b) For health business on indicated lines report: Number of persons insured under PPO managed care products and number of persons insured under indemnity only products .





EXHIBIT OF PREMIUMS AND LOSSES

BUSINESS IN THE STATE OF IOWA DURING THE YEAR 2024

NAIC Group Code: 5020

NAIC Company Code: 16762

Line of Business	Gross Premiums, Including Policy and Membership Fees, Less Return Premiums and Premiums on Policies not Taken		3	4	5	6	7	8	9	10	11	12
	1 Direct Premiums Written	2 Direct Premiums Earned	Dividends Paid or Credited to Policyholders on Direct Business	Direct Unearned Premium Reserves	Direct Losses Paid (deducting salvage)	Direct Losses Incurred	Direct Losses Unpaid	Direct Defense and Cost Containment Expense Paid	Direct Defense and Cost Containment Expense Incurred	Direct Defense and Cost Containment Expense Unpaid	Commissions and Brokerage Expenses	Taxes, Licenses and Fees
1. Fire												
2.1 Allied Lines												
2.2 Multiple Peril Crop												
2.3 Federal Flood												
2.4 Private Crop												
2.5 Private Flood												
3. Farmowners Multiple Peril												
4. Homeowners Multiple Peril												
5.1 Commercial Multiple Peril (Non-Liability Portion)												
5.2 Commercial Multiple Peril (Liability Portion)												
6. Mortgage Guaranty												
8. Ocean Marine												
9.1 Inland marine												
9.2 Pet insurance plans												
10. Financial Guaranty												
11.1 Medical Professional Liability — Occurrence												
11.2 Medical Professional Liability — Claims-Made												
12. Earthquake												
13.1 Comprehensive (hospital and medical) ind (b)												
13.2 Comprehensive (hospital and medical) group (b)												
14. Credit A&H (Group and Individual)												
15.1 Vision Only (b)												
15.2 Dental Only (b)												
15.3 Disability Income (b)												
15.4 Medicare Supplement (b)												
15.5 Medicaid Title XIX (b)												
15.6 Medicare Title XVIII (b)												
15.7 Long-Term Care (b)												
15.8 Federal Employees Health Benefits Plan (b)												
15.9 Other Health (b)												
16. Workers' Compensation												
17.1 Other Liability—Occurrence												
17.2 Other Liability—Claims-Made												
17.3 Excess Workers' Compensation												
18.1 Products Liability — Occurrence												
18.2 Products Liability — Claims-Made												
19.1 Private Passenger Auto No-Fault (Personal Injury Protection)												
19.2 Other Private Passenger Auto Liability												
19.3 Commercial Auto No-Fault (Personal Injury Protection)												
19.4 Other Commercial Auto Liability												
21.1 Private Passenger Auto Physical Damage												
21.2 Commercial Auto Physical Damage												
22. Aircraft (all perils)												
23. Fidelity												
24. Surety												
26. Burglary and Theft												
27. Boiler and Machinery												
28. Credit												
29. International												
30. Warranty												
31. Reins nonproportional assumed property	XXX	XXX	XXX	XXX	XXX	XXX	XXX	XXX	XXX	XXX	XXX	XXX
32. Reins nonproportional assumed liability	XXX	XXX	XXX	XXX	XXX	XXX	XXX	XXX	XXX	XXX	XXX	XXX
33. Reins nonproportional assumed financial lines	XXX	XXX	XXX	XXX	XXX	XXX	XXX	XXX	XXX	XXX	XXX	XXX
34. Aggregate Write-Ins for Other Lines of Business												
35. TOTAL (a)												
Details of Write-Ins												
3401.												
3402.												
3403.												
3498. Summary of remaining write-ins for Line 34 from overflow page												
3499. Totals (Lines 3401 through 3403 plus 3498) (Line 34 above)												

(a) Finance and service charges not included in Lines 1 to 35 \$  
(b) For health business on indicated lines report: Number of persons insured under PPO managed care products and number of persons insured under indemnity only products .



EXHIBIT OF PREMIUMS AND LOSSES

BUSINESS IN THE STATE OF KANSAS DURING THE YEAR 2024

NAIC Group Code: 5020

NAIC Company Code: 16762

Line of Business		Gross Premiums, Including Policy and Membership Fees, Less Return Premiums and Premiums on Policies not Taken		3	4	5	6	7	8	9	10	11	12
		1 Direct Premiums Written	2 Direct Premiums Earned	Dividends Paid or Credited to Policyholders on Direct Business	Direct Unearned Premium Reserves	Direct Losses Paid (deducting salvage)	Direct Losses Incurred	Direct Losses Unpaid	Direct Defense and Cost Containment Expense Paid	Direct Defense and Cost Containment Expense Incurred	Direct Defense and Cost Containment Expense Unpaid	Commissions and Brokerage Expenses	Taxes, Licenses and Fees
1.	Fire .....	1,476	615		861		193	193		10	10	325	11
2.1	Allied Lines .....	1,476	615		861		193	193		10	10	325	11
2.2	Multiple Peril Crop .....												
2.3	Federal Flood .....												
2.4	Private Crop .....												
2.5	Private Flood .....												
3.	Farmowners Multiple Peril .....												
4.	Homeowners Multiple Peril .....												
5.1	Commercial Multiple Peril (Non-Liability Portion) .....	12,312	4,067		8,245		1,274	1,274		67	67	2,709	91
5.2	Commercial Multiple Peril (Liability Portion) .....	1,559	651		908		293	293		73	73	343	12
6.	Mortgage Guaranty .....												
8.	Ocean Marine .....												
9.1	Inland marine .....												
9.2	Pet insurance plans .....												
10.	Financial Guaranty .....												
11.1	Medical Professional Liability — Occurrence .....												
11.2	Medical Professional Liability — Claims-Made .....												
12.	Earthquake .....												
13.1	Comprehensive (hospital and medical) ind (b) .....												
13.2	Comprehensive (hospital and medical) group (b) .....												
14.	Credit A&H (Group and Individual) .....												
15.1	Vision Only (b) .....												
15.2	Dental Only (b) .....												
15.3	Disability Income (b) .....												
15.4	Medicare Supplement (b) .....												
15.5	Medicaid Title XIX (b) .....												
15.6	Medicare Title XVIII (b) .....												
15.7	Long-Term Care (b) .....												
15.8	Federal Employees Health Benefits Plan (b) .....												
15.9	Other Health (b) .....												
16.	Workers' Compensation .....												
17.1	Other Liability—Occurrence .....	10,444	2,856		8,492		1,282	1,651		413	413	2,230	77
17.2	Other Liability—Claims-Made .....												
17.3	Excess Workers' Compensation .....												
18.1	Products Liability — Occurrence .....												
18.2	Products Liability — Claims-Made .....												
19.1	Private Passenger Auto No-Fault (Personal Injury Protection) .....												
19.2	Other Private Passenger Auto Liability .....												
19.3	Commercial Auto No-Fault (Personal Injury Protection) .....												
19.4	Other Commercial Auto Liability .....												
21.1	Private Passenger Auto Physical Damage .....												
21.2	Commercial Auto Physical Damage .....												
22.	Aircraft (all perils) .....												
23.	Fidelity .....												
24.	Surety .....												
26.	Burglary and Theft .....												
27.	Boiler and Machinery .....	174	62		112		20	20				38	1
28.	Credit .....												
29.	International .....												
30.	Warranty .....												
31.	Reins nonproportional assumed property .....	XXX	XXX	XXX	XXX	XXX	XXX	XXX	XXX	XXX	XXX	XXX	XXX
32.	Reins nonproportional assumed liability .....	XXX	XXX	XXX	XXX	XXX	XXX	XXX	XXX	XXX	XXX	XXX	XXX
33.	Reins nonproportional assumed financial lines .....	XXX	XXX	XXX	XXX	XXX	XXX	XXX	XXX	XXX	XXX	XXX	XXX
34.	Aggregate Write-Ins for Other Lines of Business .....												
35.	TOTAL (a) .....	27,441	8,866		19,479		3,255	3,624		573	573	5,970	203
Details of Write-Ins													
3401.	.....												
3402.	.....												
3403.	.....												
3498.	Summary of remaining write-ins for Line 34 from overflow page .....												
3499.	Totals (Lines 3401 through 3403 plus 3498) (Line 34 above) .....												

(a) Finance and service charges not included in Lines 1 to 35 \$  
(b) For health business on indicated lines report: Number of persons insured under PPO managed care products and number of persons insured under indemnity only products .



EXHIBIT OF PREMIUMS AND LOSSES

BUSINESS IN THE STATE OF KENTUCKY DURING THE YEAR 2024

NAIC Group Code: 5020

NAIC Company Code: 16762

Line of Business	Gross Premiums, Including Policy and Membership Fees, Less Return Premiums and Premiums on Policies not Taken		3	4	5	6	7	8	9	10	11	12
	1	2	Dividends Paid or Credited to Policyholders on Direct Business	Direct Unearned Premium Reserves	Direct Losses Paid (deducting salvage)	Direct Losses Incurred	Direct Losses Unpaid	Direct Defense and Cost Containment Expense Paid	Direct Defense and Cost Containment Expense Incurred	Direct Defense and Cost Containment Expense Unpaid	Commissions and Brokerage Expenses	Taxes, Licenses and Fees
	Direct Premiums Written	Direct Premiums Earned										
1. Fire												
2.1 Allied Lines												
2.2 Multiple Peril Crop												
2.3 Federal Flood												
2.4 Private Crop												
2.5 Private Flood												
3. Farmowners Multiple Peril												
4. Homeowners Multiple Peril												
5.1 Commercial Multiple Peril (Non-Liability Portion)												
5.2 Commercial Multiple Peril (Liability Portion)												
6. Mortgage Guaranty												
8. Ocean Marine												
9.1 Inland marine												
9.2 Pet insurance plans												
10. Financial Guaranty												
11.1 Medical Professional Liability — Occurrence												
11.2 Medical Professional Liability — Claims-Made												
12. Earthquake												
13.1 Comprehensive (hospital and medical) ind (b)												
13.2 Comprehensive (hospital and medical) group (b)												
14. Credit A&H (Group and Individual)												
15.1 Vision Only (b)												
15.2 Dental Only (b)												
15.3 Disability Income (b)												
15.4 Medicare Supplement (b)												
15.5 Medicaid Title XIX (b)												
15.6 Medicare Title XVIII (b)												
15.7 Long-Term Care (b)												
15.8 Federal Employees Health Benefits Plan (b)												
15.9 Other Health (b)												
16. Workers' Compensation												
17.1 Other Liability—Occurrence	2,479	2,479				1,230	1,230		307	307	434	100
17.2 Other Liability—Claims-Made												
17.3 Excess Workers' Compensation												
18.1 Products Liability — Occurrence												
18.2 Products Liability — Claims-Made												
19.1 Private Passenger Auto No-Fault (Personal Injury Protection)												
19.2 Other Private Passenger Auto Liability												
19.3 Commercial Auto No-Fault (Personal Injury Protection)												
19.4 Other Commercial Auto Liability												
21.1 Private Passenger Auto Physical Damage												
21.2 Commercial Auto Physical Damage												
22. Aircraft (all perils)												
23. Fidelity												
24. Surety												
26. Burglary and Theft												
27. Boiler and Machinery												
28. Credit												
29. International												
30. Warranty												
31. Reins nonproportional assumed property	XXX	XXX	XXX	XXX	XXX	XXX	XXX	XXX	XXX	XXX	XXX	XXX
32. Reins nonproportional assumed liability	XXX	XXX	XXX	XXX	XXX	XXX	XXX	XXX	XXX	XXX	XXX	XXX
33. Reins nonproportional assumed financial lines	XXX	XXX	XXX	XXX	XXX	XXX	XXX	XXX	XXX	XXX	XXX	XXX
34. Aggregate Write-Ins for Other Lines of Business												
35. TOTAL (a)	2,479	2,479				1,230	1,230		307	307	434	100
Details of Write-Ins												
3401.												
3402.												
3403.												
3498. Summary of remaining write-ins for Line 34 from overflow page												
3499. Totals (Lines 3401 through 3403 plus 3498) (Line 34 above)												

(a) Finance and service charges not included in Lines 1 to 35 \$  
(b) For health business on indicated lines report: Number of persons insured under PPO managed care products and number of persons insured under indemnity only products .



EXHIBIT OF PREMIUMS AND LOSSES

BUSINESS IN THE STATE OF LOUISIANA DURING THE YEAR 2024

NAIC Group Code: 5020

NAIC Company Code: 16762

Line of Business		Gross Premiums, Including Policy and Membership Fees, Less Return Premiums and Premiums on Policies not Taken		3	4	5	6	7	8	9	10	11	12
		1	2	Dividends Paid or Credited to Policyholders on Direct Business	Direct Unearned Premium Reserves	Direct Losses Paid (deducting salvage)	Direct Losses Incurred	Direct Losses Unpaid	Direct Defense and Cost Containment Expense Paid	Direct Defense and Cost Containment Expense Incurred	Direct Defense and Cost Containment Expense Unpaid	Commissions and Brokerage Expenses	Taxes, Licenses and Fees
1.	Fire .....	1,192,103	1,262,972		549,370	83,173	260,778	437,571	4,407	15,801	23,030	240,115	228
2.1	Allied Lines .....	1,192,103	1,262,972		549,370	147,831	375,256	424,656	9,421	25,370	26,331	240,115	228
2.2	Multiple Peril Crop .....												
2.3	Federal Flood .....												
2.4	Private Crop .....												
2.5	Private Flood .....												
3.	Farmowners Multiple Peril .....												
4.	Homeowners Multiple Peril .....												
5.1	Commercial Multiple Peril (Non-Liability Portion) .....	1,849,543	2,225,210		831,793	1,014,294	1,294,995	808,217	41,544	57,885	43,711	380,455	354
5.2	Commercial Multiple Peril (Liability Portion) .....	414,222	517,500		187,797		155,381	405,682	10,156	51,210	101,129	86,250	79
6.	Mortgage Guaranty .....												
8.	Ocean Marine .....												
9.1	Inland marine .....												
9.2	Pet insurance plans .....												
10.	Financial Guaranty .....												
11.1	Medical Professional Liability — Occurrence .....												
11.2	Medical Professional Liability — Claims-Made .....												
12.	Earthquake .....												
13.1	Comprehensive (hospital and medical) ind (b) .....												
13.2	Comprehensive (hospital and medical) group (b) .....												
14.	Credit A&H (Group and Individual) .....												
15.1	Vision Only (b) .....												
15.2	Dental Only (b) .....												
15.3	Disability Income (b) .....												
15.4	Medicare Supplement (b) .....												
15.5	Medicaid Title XIX (b) .....												
15.6	Medicare Title XVIII (b) .....												
15.7	Long-Term Care (b) .....												
15.8	Federal Employees Health Benefits Plan (b) .....												
15.9	Other Health (b) .....												
16.	Workers' Compensation .....												
17.1	Other Liability—Occurrence .....	209,935	235,262		94,532		66,642	153,478		19,596	38,370	44,429	40
17.2	Other Liability—Claims-Made .....												
17.3	Excess Workers' Compensation .....												
18.1	Products Liability — Occurrence .....												
18.2	Products Liability — Claims-Made .....												
19.1	Private Passenger Auto No-Fault (Personal Injury Protection) .....												
19.2	Other Private Passenger Auto Liability .....												
19.3	Commercial Auto No-Fault (Personal Injury Protection) .....												
19.4	Other Commercial Auto Liability .....	577,711	504,181		241,628	62,574	242,423	219,394	629	44,967	54,224	121,809	111
21.1	Private Passenger Auto Physical Damage .....												
21.2	Commercial Auto Physical Damage .....	(4,216)	78,996		4,763	12,998	21,086	18,681		2,558	3,115	(1,318)	(1)
22.	Aircraft (all perils) .....												
23.	Fidelity .....												
24.	Surety .....												
26.	Burglary and Theft .....												
27.	Boiler and Machinery .....	52,507	34,769		22,282		11,422	11,501				10,703	10
28.	Credit .....												
29.	International .....												
30.	Warranty .....												
31.	Reins nonproportional assumed property .....	XXX	XXX	XXX	XXX	XXX	XXX	XXX	XXX	XXX	XXX	XXX	XXX
32.	Reins nonproportional assumed liability .....	XXX	XXX	XXX	XXX	XXX	XXX	XXX	XXX	XXX	XXX	XXX	XXX
33.	Reins nonproportional assumed financial lines .....	XXX	XXX	XXX	XXX	XXX	XXX	XXX	XXX	XXX	XXX	XXX	XXX
34.	Aggregate Write-Ins for Other Lines of Business .....												
35.	TOTAL (a) .....	5,483,908	6,121,862		2,481,535	1,320,870	2,427,983	2,479,180	66,157	217,387	289,910	1,122,558	1,049
Details of Write-Ins													
3401.	.....												
3402.	.....												
3403.	.....												
3498.	Summary of remaining write-ins for Line 34 from overflow page .....												
3499.	Totals (Lines 3401 through 3403 plus 3498) (Line 34 above) .....												

(a) Finance and service charges not included in Lines 1 to 35 \$  
(b) For health business on indicated lines report: Number of persons insured under PPO managed care products and number of persons insured under indemnity only products .



EXHIBIT OF PREMIUMS AND LOSSES

BUSINESS IN THE STATE OF MARYLAND DURING THE YEAR 2024

NAIC Group Code: 5020

NAIC Company Code: 16762

Line of Business	Gross Premiums, Including Policy and Membership Fees, Less Return Premiums and Premiums on Policies not Taken		3	4	5	6	7	8	9	10	11	12
	1 Direct Premiums Written	2 Direct Premiums Earned	Dividends Paid or Credited to Policyholders on Direct Business	Direct Unearned Premium Reserves	Direct Losses Paid (deducting salvage)	Direct Losses Incurred	Direct Losses Unpaid	Direct Defense and Cost Containment Expense Paid	Direct Defense and Cost Containment Expense Incurred	Direct Defense and Cost Containment Expense Unpaid	Commissions and Brokerage Expenses	Taxes, Licenses and Fees
1. Fire												
2.1 Allied Lines												
2.2 Multiple Peril Crop												
2.3 Federal Flood												
2.4 Private Crop												
2.5 Private Flood												
3. Farmowners Multiple Peril												
4. Homeowners Multiple Peril												
5.1 Commercial Multiple Peril (Non-Liability Portion)												
5.2 Commercial Multiple Peril (Liability Portion)												
6. Mortgage Guaranty												
8. Ocean Marine												
9.1 Inland marine												
9.2 Pet insurance plans												
10. Financial Guaranty												
11.1 Medical Professional Liability — Occurrence												
11.2 Medical Professional Liability — Claims-Made												
12. Earthquake												
13.1 Comprehensive (hospital and medical) ind (b)												
13.2 Comprehensive (hospital and medical) group (b)												
14. Credit A&H (Group and Individual)												
15.1 Vision Only (b)												
15.2 Dental Only (b)												
15.3 Disability Income (b)												
15.4 Medicare Supplement (b)												
15.5 Medicaid Title XIX (b)												
15.6 Medicare Title XVIII (b)												
15.7 Long-Term Care (b)												
15.8 Federal Employees Health Benefits Plan (b)												
15.9 Other Health (b)												
16. Workers' Compensation												
17.1 Other Liability—Occurrence	41,993	17,445		24,548		8,197	8,197		2,049	2,049	8,840	2,000
17.2 Other Liability—Claims-Made												
17.3 Excess Workers' Compensation												
18.1 Products Liability — Occurrence												
18.2 Products Liability — Claims-Made												
19.1 Private Passenger Auto No-Fault (Personal Injury Protection)												
19.2 Other Private Passenger Auto Liability												
19.3 Commercial Auto No-Fault (Personal Injury Protection)												
19.4 Other Commercial Auto Liability												
21.1 Private Passenger Auto Physical Damage												
21.2 Commercial Auto Physical Damage												
22. Aircraft (all perils)												
23. Fidelity												
24. Surety												
26. Burglary and Theft												
27. Boiler and Machinery												
28. Credit												
29. International												
30. Warranty												
31. Reins nonproportional assumed property	XXX	XXX	XXX	XXX	XXX	XXX	XXX	XXX	XXX	XXX	XXX	XXX
32. Reins nonproportional assumed liability	XXX	XXX	XXX	XXX	XXX	XXX	XXX	XXX	XXX	XXX	XXX	XXX
33. Reins nonproportional assumed financial lines	XXX	XXX	XXX	XXX	XXX	XXX	XXX	XXX	XXX	XXX	XXX	XXX
34. Aggregate Write-Ins for Other Lines of Business												
35. TOTAL (a)	41,993	17,445		24,548		8,197	8,197		2,049	2,049	8,840	2,000
Details of Write-Ins												
3401.												
3402.												
3403.												
3498. Summary of remaining write-ins for Line 34 from overflow page												
3499. Totals (Lines 3401 through 3403 plus 3498) (Line 34 above)												

(a) Finance and service charges not included in Lines 1 to 35 \$  
(b) For health business on indicated lines report: Number of persons insured under PPO managed care products and number of persons insured under indemnity only products .



EXHIBIT OF PREMIUMS AND LOSSES

BUSINESS IN THE STATE OF MASSACHUSETTS DURING THE YEAR 2024

NAIC Group Code: 5020

NAIC Company Code: 16762

Line of Business	Gross Premiums, Including Policy and Membership Fees, Less Return Premiums and Premiums on Policies not Taken		3	4	5	6	7	8	9	10	11	12
	1 Direct Premiums Written	2 Direct Premiums Earned	Dividends Paid or Credited to Policyholders on Direct Business	Direct Unearned Premium Reserves	Direct Losses Paid (deducting salvage)	Direct Losses Incurred	Direct Losses Unpaid	Direct Defense and Cost Containment Expense Paid	Direct Defense and Cost Containment Expense Incurred	Direct Defense and Cost Containment Expense Unpaid	Commissions and Brokerage Expenses	Taxes, Licenses and Fees
1. Fire												
2.1 Allied Lines												
2.2 Multiple Peril Crop												
2.3 Federal Flood												
2.4 Private Crop												
2.5 Private Flood												
3. Farmowners Multiple Peril												
4. Homeowners Multiple Peril												
5.1 Commercial Multiple Peril (Non-Liability Portion)												
5.2 Commercial Multiple Peril (Liability Portion)												
6. Mortgage Guaranty												
8. Ocean Marine												
9.1 Inland marine												
9.2 Pet insurance plans												
10. Financial Guaranty												
11.1 Medical Professional Liability — Occurrence												
11.2 Medical Professional Liability — Claims-Made												
12. Earthquake												
13.1 Comprehensive (hospital and medical) ind (b)												
13.2 Comprehensive (hospital and medical) group (b)												
14. Credit A&H (Group and Individual)												
15.1 Vision Only (b)												
15.2 Dental Only (b)												
15.3 Disability Income (b)												
15.4 Medicare Supplement (b)												
15.5 Medicaid Title XIX (b)												
15.6 Medicare Title XVIII (b)												
15.7 Long-Term Care (b)												
15.8 Federal Employees Health Benefits Plan (b)												
15.9 Other Health (b)												
16. Workers' Compensation												
17.1 Other Liability—Occurrence												
17.2 Other Liability—Claims-Made												
17.3 Excess Workers' Compensation												
18.1 Products Liability — Occurrence												
18.2 Products Liability — Claims-Made												
19.1 Private Passenger Auto No-Fault (Personal Injury Protection)												
19.2 Other Private Passenger Auto Liability												
19.3 Commercial Auto No-Fault (Personal Injury Protection)												
19.4 Other Commercial Auto Liability												
21.1 Private Passenger Auto Physical Damage												
21.2 Commercial Auto Physical Damage												
22. Aircraft (all perils)												
23. Fidelity												
24. Surety												
26. Burglary and Theft												
27. Boiler and Machinery												
28. Credit												
29. International												
30. Warranty												
31. Reins nonproportional assumed property	XXX	XXX	XXX	XXX	XXX	XXX	XXX	XXX	XXX	XXX	XXX	XXX
32. Reins nonproportional assumed liability	XXX	XXX	XXX	XXX	XXX	XXX	XXX	XXX	XXX	XXX	XXX	XXX
33. Reins nonproportional assumed financial lines	XXX	XXX	XXX	XXX	XXX	XXX	XXX	XXX	XXX	XXX	XXX	XXX
34. Aggregate Write-Ins for Other Lines of Business												
35. TOTAL (a)												
Details of Write-Ins												
3401.												
3402.												
3403.												
3498. Summary of remaining write-ins for Line 34 from overflow page												
3499. Totals (Lines 3401 through 3403 plus 3498) (Line 34 above)												

NONE

(a) Finance and service charges not included in Lines 1 to 35 \$  
(b) For health business on indicated lines report: Number of persons insured under PPO managed care products and number of persons insured under indemnity only products .



EXHIBIT OF PREMIUMS AND LOSSES

BUSINESS IN THE STATE OF MICHIGAN DURING THE YEAR 2024

NAIC Group Code: 5020

NAIC Company Code: 16762

Line of Business		Gross Premiums, Including Policy and Membership Fees, Less Return Premiums and Premiums on Policies not Taken		3	4	5	6	7	8	9	10	11	12
		1 Direct Premiums Written	2 Direct Premiums Earned	Dividends Paid or Credited to Policyholders on Direct Business	Direct Unearned Premium Reserves	Direct Losses Paid (deducting salvage)	Direct Losses Incurred	Direct Losses Unpaid	Direct Defense and Cost Containment Expense Paid	Direct Defense and Cost Containment Expense Incurred	Direct Defense and Cost Containment Expense Unpaid	Commissions and Brokerage Expenses	Taxes, Licenses and Fees
1.	Fire .....	31,203	22,975		18,206		5,970	7,392		314	389	6,490	
2.1	Allied Lines .....	31,203	22,975		18,206		5,970	7,392		314	389	6,490	
2.2	Multiple Peril Crop .....												
2.3	Federal Flood .....												
2.4	Private Crop .....												
2.5	Private Flood .....												
3.	Farmowners Multiple Peril .....												
4.	Homeowners Multiple Peril .....												
5.1	Commercial Multiple Peril (Non-Liability Portion) .....	133,697	113,544		72,282	161,096	189,113	39,669	4,975	6,563	2,202	27,918	
5.2	Commercial Multiple Peril (Liability Portion) .....	45,647	41,375		25,215		16,972	27,474		4,242	6,868	9,194	
6.	Mortgage Guaranty .....												
8.	Ocean Marine .....												
9.1	Inland marine .....												
9.2	Pet insurance plans .....												
10.	Financial Guaranty .....												
11.1	Medical Professional Liability — Occurrence .....												
11.2	Medical Professional Liability — Claims-Made .....												
12.	Earthquake .....												
13.1	Comprehensive (hospital and medical) ind (b) .....												
13.2	Comprehensive (hospital and medical) group (b) .....												
14.	Credit A&H (Group and Individual) .....												
15.1	Vision Only (b) .....												
15.2	Dental Only (b) .....												
15.3	Disability Income (b) .....												
15.4	Medicare Supplement (b) .....												
15.5	Medicaid Title XIX (b) .....												
15.6	Medicare Title XVIII (b) .....												
15.7	Long-Term Care (b) .....												
15.8	Federal Employees Health Benefits Plan (b) .....												
15.9	Other Health (b) .....												
16.	Workers' Compensation .....												
17.1	Other Liability—Occurrence .....	186,810	192,286		53,867		70,492	102,432		17,811	25,608	36,649	
17.2	Other Liability—Claims-Made .....												
17.3	Excess Workers' Compensation .....												
18.1	Products Liability — Occurrence .....												
18.2	Products Liability — Claims-Made .....												
19.1	Private Passenger Auto No-Fault (Personal Injury Protection) .....												
19.2	Other Private Passenger Auto Liability .....												
19.3	Commercial Auto No-Fault (Personal Injury Protection) .....												
19.4	Other Commercial Auto Liability .....												
21.1	Private Passenger Auto Physical Damage .....												
21.2	Commercial Auto Physical Damage .....												
22.	Aircraft (all perils) .....												
23.	Fidelity .....												
24.	Surety .....												
26.	Burglary and Theft .....												
27.	Boiler and Machinery .....	5,119	2,574		2,770		844	849				1,072	
28.	Credit .....												
29.	International .....												
30.	Warranty .....												
31.	Reins nonproportional assumed property .....	XXX	XXX	XXX	XXX	XXX	XXX	XXX	XXX	XXX	XXX	XXX	XXX
32.	Reins nonproportional assumed liability .....	XXX	XXX	XXX	XXX	XXX	XXX	XXX	XXX	XXX	XXX	XXX	XXX
33.	Reins nonproportional assumed financial lines .....	XXX	XXX	XXX	XXX	XXX	XXX	XXX	XXX	XXX	XXX	XXX	XXX
34.	Aggregate Write-Ins for Other Lines of Business .....												
35.	TOTAL (a) .....	433,679	395,729		190,546	161,096	289,361	185,208	4,975	29,244	35,456	87,813	
Details of Write-Ins													
3401.	.....												
3402.	.....												
3403.	.....												
3498.	Summary of remaining write-ins for Line 34 from overflow page .....												
3499.	Totals (Lines 3401 through 3403 plus 3498) (Line 34 above) .....												

(a) Finance and service charges not included in Lines 1 to 35 \$  
(b) For health business on indicated lines report: Number of persons insured under PPO managed care products and number of persons insured under indemnity only products .



EXHIBIT OF PREMIUMS AND LOSSES

BUSINESS IN THE STATE OF MINNESOTA DURING THE YEAR 2024

NAIC Group Code: 5020

NAIC Company Code: 16762

Line of Business	Gross Premiums, Including Policy and Membership Fees, Less Return Premiums and Premiums on Policies not Taken		3	4	5	6	7	8	9	10	11	12
	1 Direct Premiums Written	2 Direct Premiums Earned	Dividends Paid or Credited to Policyholders on Direct Business	Direct Unearned Premium Reserves	Direct Losses Paid (deducting salvage)	Direct Losses Incurred	Direct Losses Unpaid	Direct Defense and Cost Containment Expense Paid	Direct Defense and Cost Containment Expense Incurred	Direct Defense and Cost Containment Expense Unpaid	Commissions and Brokerage Expenses	Taxes, Licenses and Fees
1. Fire												
2.1 Allied Lines												
2.2 Multiple Peril Crop												
2.3 Federal Flood												
2.4 Private Crop												
2.5 Private Flood												
3. Farmowners Multiple Peril												
4. Homeowners Multiple Peril												
5.1 Commercial Multiple Peril (Non-Liability Portion)	41,240	4,843		36,397		1,517	1,517			80	7,217	381
5.2 Commercial Multiple Peril (Liability Portion)	1,690	185		1,505		83	83		80	21	296	16
6. Mortgage Guaranty												
8. Ocean Marine												
9.1 Inland marine												
9.2 Pet insurance plans												
10. Financial Guaranty												
11.1 Medical Professional Liability — Occurrence												
11.2 Medical Professional Liability — Claims-Made												
12. Earthquake												
13.1 Comprehensive (hospital and medical) ind (b)												
13.2 Comprehensive (hospital and medical) group (b)												
14. Credit A&H (Group and Individual)												
15.1 Vision Only (b)												
15.2 Dental Only (b)												
15.3 Disability Income (b)												
15.4 Medicare Supplement (b)												
15.5 Medicaid Title XIX (b)												
15.6 Medicare Title XVIII (b)												
15.7 Long-Term Care (b)												
15.8 Federal Employees Health Benefits Plan (b)												
15.9 Other Health (b)												
16. Workers' Compensation												
17.1 Other Liability—Occurrence												
17.2 Other Liability—Claims-Made												
17.3 Excess Workers' Compensation												
18.1 Products Liability — Occurrence												
18.2 Products Liability — Claims-Made												
19.1 Private Passenger Auto No-Fault (Personal Injury Protection)												
19.2 Other Private Passenger Auto Liability												
19.3 Commercial Auto No-Fault (Personal Injury Protection)												
19.4 Other Commercial Auto Liability												
21.1 Private Passenger Auto Physical Damage												
21.2 Commercial Auto Physical Damage												
22. Aircraft (all perils)												
23. Fidelity												
24. Surety												
26. Burglary and Theft												
27. Boiler and Machinery	350	42		308		14	14				61	3
28. Credit												
29. International												
30. Warranty												
31. Reins nonproportional assumed property	XXX	XXX	XXX	XXX	XXX	XXX	XXX	XXX	XXX	XXX	XXX	XXX
32. Reins nonproportional assumed liability	XXX	XXX	XXX	XXX	XXX	XXX	XXX	XXX	XXX	XXX	XXX	XXX
33. Reins nonproportional assumed financial lines	XXX	XXX	XXX	XXX	XXX	XXX	XXX	XXX	XXX	XXX	XXX	XXX
34. Aggregate Write-Ins for Other Lines of Business												
35. TOTAL (a)	43,280	5,070		38,210		1,614	1,614		101	101	7,574	400
Details of Write-Ins												
3401.												
3402.												
3403.												
3498. Summary of remaining write-ins for Line 34 from overflow page												
3499. Totals (Lines 3401 through 3403 plus 3498) (Line 34 above)												

(a) Finance and service charges not included in Lines 1 to 35 \$  
(b) For health business on indicated lines report: Number of persons insured under PPO managed care products and number of persons insured under indemnity only products .





EXHIBIT OF PREMIUMS AND LOSSES

BUSINESS IN THE STATE OF MISSISSIPPI DURING THE YEAR 2024

NAIC Group Code: 5020

NAIC Company Code: 16762

Line of Business		Gross Premiums, Including Policy and Membership Fees, Less Return Premiums and Premiums on Policies not Taken		3	4	5	6	7	8	9	10	11	12
		1 Direct Premiums Written	2 Direct Premiums Earned	Dividends Paid or Credited to Policyholders on Direct Business	Direct Unearned Premium Reserves	Direct Losses Paid (deducting salvage)	Direct Losses Incurred	Direct Losses Unpaid	Direct Defense and Cost Containment Expense Paid	Direct Defense and Cost Containment Expense Incurred	Direct Defense and Cost Containment Expense Unpaid	Commissions and Brokerage Expenses	Taxes, Licenses and Fees
1.	Fire .....	52,444	47,463		29,064		12,753	15,958		671	840	11,538	68
2.1	Allied Lines .....	52,444	47,463		29,064	29,455	43,481	14,971	1,714	2,452	788	11,538	68
2.2	Multiple Peril Crop .....												
2.3	Federal Flood .....												
2.4	Private Crop .....												
2.5	Private Flood .....												
3.	Farmowners Multiple Peril .....												
4.	Homeowners Multiple Peril .....												
5.1	Commercial Multiple Peril (Non-Liability Portion) .....	84,479	72,375		39,497	7,603	22,108	24,295	638	1,402	1,279	18,517	110
5.2	Commercial Multiple Peril (Liability Portion) .....	18,487	17,562		7,972		6,681	11,584		1,670	2,896	4,045	24
6.	Mortgage Guaranty .....												
8.	Ocean Marine .....												
9.1	Inland marine .....												
9.2	Pet insurance plans .....												
10.	Financial Guaranty .....												
11.1	Medical Professional Liability — Occurrence .....												
11.2	Medical Professional Liability — Claims-Made .....												
12.	Earthquake .....												
13.1	Comprehensive (hospital and medical) ind (b) .....												
13.2	Comprehensive (hospital and medical) group (b) .....												
14.	Credit A&H (Group and Individual) .....												
15.1	Vision Only (b) .....												
15.2	Dental Only (b) .....												
15.3	Disability Income (b) .....												
15.4	Medicare Supplement (b) .....												
15.5	Medicaid Title XIX (b) .....												
15.6	Medicare Title XVIII (b) .....												
15.7	Long-Term Care (b) .....												
15.8	Federal Employees Health Benefits Plan (b) .....												
15.9	Other Health (b) .....												
16.	Workers' Compensation .....												
17.1	Other Liability—Occurrence .....	184,554	83,741		104,411		44,117	46,662		11,029	11,665	37,950	240
17.2	Other Liability—Claims-Made .....												
17.3	Excess Workers' Compensation .....												
18.1	Products Liability — Occurrence .....												
18.2	Products Liability — Claims-Made .....												
19.1	Private Passenger Auto No-Fault (Personal Injury Protection) .....												
19.2	Other Private Passenger Auto Liability .....												
19.3	Commercial Auto No-Fault (Personal Injury Protection) .....												
19.4	Other Commercial Auto Liability .....	130,092	92,488		64,767		33,049	35,792		8,262	8,948	28,620	169
21.1	Private Passenger Auto Physical Damage .....												
21.2	Commercial Auto Physical Damage .....	51,700	44,087		23,110	7,692	12,229	6,427	2,374	2,614	338	11,374	67
22.	Aircraft (all perils) .....												
23.	Fidelity .....												
24.	Surety .....												
26.	Burglary and Theft .....												
27.	Boiler and Machinery .....	1,540	917		701		300	303				339	2
28.	Credit .....												
29.	International .....												
30.	Warranty .....												
31.	Reins nonproportional assumed property .....	XXX	XXX	XXX	XXX	XXX	XXX	XXX	XXX	XXX	XXX	XXX	XXX
32.	Reins nonproportional assumed liability .....	XXX	XXX	XXX	XXX	XXX	XXX	XXX	XXX	XXX	XXX	XXX	XXX
33.	Reins nonproportional assumed financial lines .....	XXX	XXX	XXX	XXX	XXX	XXX	XXX	XXX	XXX	XXX	XXX	XXX
34.	Aggregate Write-Ins for Other Lines of Business .....												
35.	TOTAL (a) .....	575,740	406,096		298,586	44,750	174,718	155,992	4,726	28,100	26,754	123,921	748
Details of Write-Ins													
3401.	.....												
3402.	.....												
3403.	.....												
3498.	Summary of remaining write-ins for Line 34 from overflow page .....												
3499.	Totals (Lines 3401 through 3403 plus 3498) (Line 34 above) .....												

(a) Finance and service charges not included in Lines 1 to 35 \$  
(b) For health business on indicated lines report: Number of persons insured under PPO managed care products and number of persons insured under indemnity only products .



EXHIBIT OF PREMIUMS AND LOSSES

BUSINESS IN THE STATE OF MISSOURI DURING THE YEAR 2024

NAIC Group Code: 5020

NAIC Company Code: 16762

Line of Business		Gross Premiums, Including Policy and Membership Fees, Less Return Premiums and Premiums on Policies not Taken		3	4	5	6	7	8	9	10	11	12
		1 Direct Premiums Written	2 Direct Premiums Earned	Dividends Paid or Credited to Policyholders on Direct Business	Direct Unearned Premium Reserves	Direct Losses Paid (deducting salvage)	Direct Losses Incurred	Direct Losses Unpaid	Direct Defense and Cost Containment Expense Paid	Direct Defense and Cost Containment Expense Incurred	Direct Defense and Cost Containment Expense Unpaid	Commissions and Brokerage Expenses	Taxes, Licenses and Fees
1.	Fire .....	2,513	2,019		494		632	632		33	33	553	
2.1	Allied Lines .....	2,513	2,019		494		632	632		33	33	553	
2.2	Multiple Peril Crop .....												
2.3	Federal Flood .....												
2.4	Private Crop .....												
2.5	Private Flood .....												
3.	Farmowners Multiple Peril .....												
4.	Homeowners Multiple Peril .....												
5.1	Commercial Multiple Peril (Non-Liability Portion) .....	43,971	29,314		27,593		9,119	9,195		480	484	8,213	
5.2	Commercial Multiple Peril (Liability Portion) .....	9,000	3,532		6,743		1,581	1,597		395	399	1,830	
6.	Mortgage Guaranty .....												
8.	Ocean Marine .....												
9.1	Inland marine .....												
9.2	Pet insurance plans .....												
10.	Financial Guaranty .....												
11.1	Medical Professional Liability — Occurrence .....												
11.2	Medical Professional Liability — Claims-Made .....												
12.	Earthquake .....												
13.1	Comprehensive (hospital and medical) ind (b) .....												
13.2	Comprehensive (hospital and medical) group (b) .....												
14.	Credit A&H (Group and Individual) .....												
15.1	Vision Only (b) .....												
15.2	Dental Only (b) .....												
15.3	Disability Income (b) .....												
15.4	Medicare Supplement (b) .....												
15.5	Medicaid Title XIX (b) .....												
15.6	Medicare Title XVIII (b) .....												
15.7	Long-Term Care (b) .....												
15.8	Federal Employees Health Benefits Plan (b) .....												
15.9	Other Health (b) .....												
16.	Workers' Compensation .....												
17.1	Other Liability—Occurrence .....	140,080	131,969		71,688		74,422	78,665	331	18,165	18,085	28,394	
17.2	Other Liability—Claims-Made .....												
17.3	Excess Workers' Compensation .....												
18.1	Products Liability — Occurrence .....												
18.2	Products Liability — Claims-Made .....												
19.1	Private Passenger Auto No-Fault (Personal Injury Protection) .....												
19.2	Other Private Passenger Auto Liability .....												
19.3	Commercial Auto No-Fault (Personal Injury Protection) .....												
19.4	Other Commercial Auto Liability .....												
21.1	Private Passenger Auto Physical Damage .....												
21.2	Commercial Auto Physical Damage .....												
22.	Aircraft (all perils) .....												
23.	Fidelity .....												
24.	Surety .....												
26.	Burglary and Theft .....												
27.	Boiler and Machinery .....	191	233		154		76	77				42	
28.	Credit .....												
29.	International .....												
30.	Warranty .....												
31.	Reins nonproportional assumed property .....	XXX	XXX	XXX	XXX	XXX	XXX	XXX	XXX	XXX	XXX	XXX	XXX
32.	Reins nonproportional assumed liability .....	XXX	XXX	XXX	XXX	XXX	XXX	XXX	XXX	XXX	XXX	XXX	XXX
33.	Reins nonproportional assumed financial lines .....	XXX	XXX	XXX	XXX	XXX	XXX	XXX	XXX	XXX	XXX	XXX	XXX
34.	Aggregate Write-Ins for Other Lines of Business .....												
35.	TOTAL (a) .....	198,268	169,086		107,166		86,462	90,798	331	19,106	19,034	39,585	
Details of Write-Ins													
3401.	.....												
3402.	.....												
3403.	.....												
3498.	Summary of remaining write-ins for Line 34 from overflow page .....												
3499.	Totals (Lines 3401 through 3403 plus 3498) (Line 34 above) .....												

(a) Finance and service charges not included in Lines 1 to 35 \$  
(b) For health business on indicated lines report: Number of persons insured under PPO managed care products and number of persons insured under indemnity only products .



EXHIBIT OF PREMIUMS AND LOSSES

BUSINESS IN THE STATE OF MONTANA DURING THE YEAR 2024

NAIC Group Code: 5020

NAIC Company Code: 16762

Line of Business		Gross Premiums, Including Policy and Membership Fees, Less Return Premiums and Premiums on Policies not Taken		3	4	5	6	7	8	9	10	11	12
		1	2	Dividends Paid or Credited to Policyholders on Direct Business	Direct Unearned Premium Reserves	Direct Losses Paid (deducting salvage)	Direct Losses Incurred	Direct Losses Unpaid	Direct Defense and Cost Containment Expense Paid	Direct Defense and Cost Containment Expense Incurred	Direct Defense and Cost Containment Expense Unpaid	Commissions and Brokerage Expenses	Taxes, Licenses and Fees
1.	Fire .....												
2.1	Allied Lines .....												
2.2	Multiple Peril Crop .....												
2.3	Federal Flood .....												
2.4	Private Crop .....												
2.5	Private Flood .....												
3.	Farmowners Multiple Peril .....												
4.	Homeowners Multiple Peril .....												
5.1	Commercial Multiple Peril (Non-Liability Portion) .....												
5.2	Commercial Multiple Peril (Liability Portion) .....												
6.	Mortgage Guaranty .....												
8.	Ocean Marine .....												
9.1	Inland marine .....												
9.2	Pet insurance plans .....												
10.	Financial Guaranty .....												
11.1	Medical Professional Liability — Occurrence .....												
11.2	Medical Professional Liability — Claims-Made .....												
12.	Earthquake .....												
13.1	Comprehensive (hospital and medical) ind (b) .....												
13.2	Comprehensive (hospital and medical) group (b) .....												
14.	Credit A&H (Group and Individual) .....												
15.1	Vision Only (b) .....												
15.2	Dental Only (b) .....												
15.3	Disability Income (b) .....												
15.4	Medicare Supplement (b) .....												
15.5	Medicaid Title XIX (b) .....												
15.6	Medicare Title XVIII (b) .....												
15.7	Long-Term Care (b) .....												
15.8	Federal Employees Health Benefits Plan (b) .....												
15.9	Other Health (b) .....												
16.	Workers' Compensation .....												
17.1	Other Liability—Occurrence .....												
17.2	Other Liability—Claims-Made .....												
17.3	Excess Workers' Compensation .....												
18.1	Products Liability — Occurrence .....												
18.2	Products Liability — Claims-Made .....												
19.1	Private Passenger Auto No-Fault (Personal Injury Protection) .....												
19.2	Other Private Passenger Auto Liability .....												
19.3	Commercial Auto No-Fault (Personal Injury Protection) .....												
19.4	Other Commercial Auto Liability .....												
21.1	Private Passenger Auto Physical Damage .....												
21.2	Commercial Auto Physical Damage .....												
22.	Aircraft (all perils) .....												
23.	Fidelity .....												
24.	Surety .....												
26.	Burglary and Theft .....												
27.	Boiler and Machinery .....												
28.	Credit .....												
29.	International .....												
30.	Warranty .....												
31.	Reins nonproportional assumed property .....	XXX	XXX	XXX	XXX	XXX	XXX	XXX	XXX	XXX	XXX	XXX	XXX
32.	Reins nonproportional assumed liability .....	XXX	XXX	XXX	XXX	XXX	XXX	XXX	XXX	XXX	XXX	XXX	XXX
33.	Reins nonproportional assumed financial lines .....	XXX	XXX	XXX	XXX	XXX	XXX	XXX	XXX	XXX	XXX	XXX	XXX
34.	Aggregate Write-Ins for Other Lines of Business .....												
35.	TOTAL (a) .....												
Details of Write-Ins													
3401.	.....												
3402.	.....												
3403.	.....												
3498.	Summary of remaining write-ins for Line 34 from overflow page .....												
3499.	Totals (Lines 3401 through 3403 plus 3498) (Line 34 above) .....												

NONE

(a) Finance and service charges not included in Lines 1 to 35 \$  
(b) For health business on indicated lines report: Number of persons insured under PPO managed care products and number of persons insured under indemnity only products .



EXHIBIT OF PREMIUMS AND LOSSES

BUSINESS IN THE STATE OF NEBRASKA DURING THE YEAR 2024

NAIC Group Code: 5020

NAIC Company Code: 16762

Line of Business	Gross Premiums, Including Policy and Membership Fees, Less Return Premiums and Premiums on Policies not Taken		3	4	5	6	7	8	9	10	11	12
	1 Direct Premiums Written	2 Direct Premiums Earned	Dividends Paid or Credited to Policyholders on Direct Business	Direct Unearned Premium Reserves	Direct Losses Paid (deducting salvage)	Direct Losses Incurred	Direct Losses Unpaid	Direct Defense and Cost Containment Expense Paid	Direct Defense and Cost Containment Expense Incurred	Direct Defense and Cost Containment Expense Unpaid	Commissions and Brokerage Expenses	Taxes, Licenses and Fees
1. Fire												
2.1 Allied Lines												
2.2 Multiple Peril Crop												
2.3 Federal Flood												
2.4 Private Crop												
2.5 Private Flood												
3. Farmowners Multiple Peril												
4. Homeowners Multiple Peril												
5.1 Commercial Multiple Peril (Non-Liability Portion)	3,342	2,203		1,139		690	690		36	36	735	
5.2 Commercial Multiple Peril (Liability Portion)	1,388	855		533		385	385		96	96	305	
6. Mortgage Guaranty												
8. Ocean Marine												
9.1 Inland marine												
9.2 Pet insurance plans												
10. Financial Guaranty												
11.1 Medical Professional Liability — Occurrence												
11.2 Medical Professional Liability — Claims-Made												
12. Earthquake												
13.1 Comprehensive (hospital and medical) ind (b)												
13.2 Comprehensive (hospital and medical) group (b)												
14. Credit A&H (Group and Individual)												
15.1 Vision Only (b)												
15.2 Dental Only (b)												
15.3 Disability Income (b)												
15.4 Medicare Supplement (b)												
15.5 Medicaid Title XIX (b)												
15.6 Medicare Title XVIII (b)												
15.7 Long-Term Care (b)												
15.8 Federal Employees Health Benefits Plan (b)												
15.9 Other Health (b)												
16. Workers' Compensation												
17.1 Other Liability—Occurrence						431	980		108	245		
17.2 Other Liability—Claims-Made												
17.3 Excess Workers' Compensation												
18.1 Products Liability — Occurrence												
18.2 Products Liability — Claims-Made												
19.1 Private Passenger Auto No-Fault (Personal Injury Protection)												
19.2 Other Private Passenger Auto Liability												
19.3 Commercial Auto No-Fault (Personal Injury Protection)												
19.4 Other Commercial Auto Liability												
21.1 Private Passenger Auto Physical Damage												
21.2 Commercial Auto Physical Damage												
22. Aircraft (all perils)												
23. Fidelity												
24. Surety												
26. Burglary and Theft												
27. Boiler and Machinery	185	166		19		55	55				41	
28. Credit												
29. International												
30. Warranty												
31. Reins nonproportional assumed property	XXX	XXX	XXX	XXX	XXX	XXX	XXX	XXX	XXX	XXX	XXX	XXX
32. Reins nonproportional assumed liability	XXX	XXX	XXX	XXX	XXX	XXX	XXX	XXX	XXX	XXX	XXX	XXX
33. Reins nonproportional assumed financial lines	XXX	XXX	XXX	XXX	XXX	XXX	XXX	XXX	XXX	XXX	XXX	XXX
34. Aggregate Write-Ins for Other Lines of Business												
35. TOTAL (a)	4,915	3,224		1,691		1,561	2,110		240	377	1,081	
Details of Write-Ins												
3401.												
3402.												
3403.												
3498. Summary of remaining write-ins for Line 34 from overflow page												
3499. Totals (Lines 3401 through 3403 plus 3498) (Line 34 above)												

(a) Finance and service charges not included in Lines 1 to 35 \$  
(b) For health business on indicated lines report: Number of persons insured under PPO managed care products and number of persons insured under indemnity only products .



EXHIBIT OF PREMIUMS AND LOSSES

BUSINESS IN THE STATE OF NEVADA DURING THE YEAR 2024

NAIC Group Code: 5020

NAIC Company Code: 16762

Line of Business		Gross Premiums, Including Policy and Membership Fees, Less Return Premiums and Premiums on Policies not Taken		3	4	5	6	7	8	9	10	11	12
		1 Direct Premiums Written	2 Direct Premiums Earned	Dividends Paid or Credited to Policyholders on Direct Business	Direct Unearned Premium Reserves	Direct Losses Paid (deducting salvage)	Direct Losses Incurred	Direct Losses Unpaid	Direct Defense and Cost Containment Expense Paid	Direct Defense and Cost Containment Expense Incurred	Direct Defense and Cost Containment Expense Unpaid	Commissions and Brokerage Expenses	Taxes, Licenses and Fees
1.	Fire .....	572	572				179	179		9	9	126	
2.1	Allied Lines .....	572	572				179	179		9	9	126	
2.2	Multiple Peril Crop .....												
2.3	Federal Flood .....												
2.4	Private Crop .....												
2.5	Private Flood .....												
3.	Farmowners Multiple Peril .....												
4.	Homeowners Multiple Peril .....												
5.1	Commercial Multiple Peril (Non-Liability Portion) .....	28,567	13,120		15,447		4,111	4,111		216	216	5,846	
5.2	Commercial Multiple Peril (Liability Portion) .....	5,424	1,777		3,647		800	800		200	200	1,143	
6.	Mortgage Guaranty .....												
8.	Ocean Marine .....												
9.1	Inland marine .....												
9.2	Pet insurance plans .....												
10.	Financial Guaranty .....												
11.1	Medical Professional Liability — Occurrence .....												
11.2	Medical Professional Liability — Claims-Made .....												
12.	Earthquake .....												
13.1	Comprehensive (hospital and medical) ind (b) .....												
13.2	Comprehensive (hospital and medical) group (b) .....												
14.	Credit A&H (Group and Individual) .....												
15.1	Vision Only (b) .....												
15.2	Dental Only (b) .....												
15.3	Disability Income (b) .....												
15.4	Medicare Supplement (b) .....												
15.5	Medicaid Title XIX (b) .....												
15.6	Medicare Title XVIII (b) .....												
15.7	Long-Term Care (b) .....												
15.8	Federal Employees Health Benefits Plan (b) .....												
15.9	Other Health (b) .....												
16.	Workers' Compensation .....												
17.1	Other Liability—Occurrence .....	45,965	24,553		26,214		7,357	18,197		1,839	4,549	10,112	
17.2	Other Liability—Claims-Made .....												
17.3	Excess Workers' Compensation .....												
18.1	Products Liability — Occurrence .....												
18.2	Products Liability — Claims-Made .....												
19.1	Private Passenger Auto No-Fault (Personal Injury Protection) .....												
19.2	Other Private Passenger Auto Liability .....												
19.3	Commercial Auto No-Fault (Personal Injury Protection) .....												
19.4	Other Commercial Auto Liability .....												
21.1	Private Passenger Auto Physical Damage .....												
21.2	Commercial Auto Physical Damage .....												
22.	Aircraft (all perils) .....												
23.	Fidelity .....												
24.	Surety .....												
26.	Burglary and Theft .....												
27.	Boiler and Machinery .....	401	82		319		27	27				88	
28.	Credit .....												
29.	International .....												
30.	Warranty .....												
31.	Reins nonproportional assumed property .....	XXX	XXX	XXX	XXX	XXX	XXX	XXX	XXX	XXX	XXX	XXX	XXX
32.	Reins nonproportional assumed liability .....	XXX	XXX	XXX	XXX	XXX	XXX	XXX	XXX	XXX	XXX	XXX	XXX
33.	Reins nonproportional assumed financial lines .....	XXX	XXX	XXX	XXX	XXX	XXX	XXX	XXX	XXX	XXX	XXX	XXX
34.	Aggregate Write-Ins for Other Lines of Business .....												
35.	TOTAL (a) .....	81,501	40,676		45,627		12,653	23,493		2,273	4,983	17,441	
Details of Write-Ins													
3401.	.....												
3402.	.....												
3403.	.....												
3498.	Summary of remaining write-ins for Line 34 from overflow page .....												
3499.	Totals (Lines 3401 through 3403 plus 3498) (Line 34 above) .....												

(a) Finance and service charges not included in Lines 1 to 35 \$  
(b) For health business on indicated lines report: Number of persons insured under PPO managed care products and number of persons insured under indemnity only products .



EXHIBIT OF PREMIUMS AND LOSSES

BUSINESS IN THE STATE OF NEW HAMPSHIRE DURING THE YEAR 2024

NAIC Group Code: 5020

NAIC Company Code: 16762

Line of Business		Gross Premiums, Including Policy and Membership Fees, Less Return Premiums and Premiums on Policies not Taken		3	4	5	6	7	8	9	10	11	12
		1	2	Dividends Paid or Credited to Policyholders on Direct Business	Direct Unearned Premium Reserves	Direct Losses Paid (deducting salvage)	Direct Losses Incurred	Direct Losses Unpaid	Direct Defense and Cost Containment Expense Paid	Direct Defense and Cost Containment Expense Incurred	Direct Defense and Cost Containment Expense Unpaid	Commissions and Brokerage Expenses	Taxes, Licenses and Fees
1.	Fire .....												
2.1	Allied Lines .....												
2.2	Multiple Peril Crop .....												
2.3	Federal Flood .....												
2.4	Private Crop .....												
2.5	Private Flood .....												
3.	Farmowners Multiple Peril .....												
4.	Homeowners Multiple Peril .....												
5.1	Commercial Multiple Peril (Non-Liability Portion) .....												
5.2	Commercial Multiple Peril (Liability Portion) .....												
6.	Mortgage Guaranty .....												
8.	Ocean Marine .....												
9.1	Inland marine .....												
9.2	Pet insurance plans .....												
10.	Financial Guaranty .....												
11.1	Medical Professional Liability — Occurrence .....												
11.2	Medical Professional Liability — Claims-Made .....												
12.	Earthquake .....												
13.1	Comprehensive (hospital and medical) ind (b) .....												
13.2	Comprehensive (hospital and medical) group (b) .....												
14.	Credit A&H (Group and Individual) .....												
15.1	Vision Only (b) .....												
15.2	Dental Only (b) .....												
15.3	Disability Income (b) .....												
15.4	Medicare Supplement (b) .....												
15.5	Medicaid Title XIX (b) .....												
15.6	Medicare Title XVIII (b) .....												
15.7	Long-Term Care (b) .....												
15.8	Federal Employees Health Benefits Plan (b) .....												
15.9	Other Health (b) .....												
16.	Workers' Compensation .....												
17.1	Other Liability—Occurrence .....												
17.2	Other Liability—Claims-Made .....												
17.3	Excess Workers' Compensation .....												
18.1	Products Liability — Occurrence .....												
18.2	Products Liability — Claims-Made .....												
19.1	Private Passenger Auto No-Fault (Personal Injury Protection) .....												
19.2	Other Private Passenger Auto Liability .....												
19.3	Commercial Auto No-Fault (Personal Injury Protection) .....												
19.4	Other Commercial Auto Liability .....												
21.1	Private Passenger Auto Physical Damage .....												
21.2	Commercial Auto Physical Damage .....												
22.	Aircraft (all perils) .....												
23.	Fidelity .....												
24.	Surety .....												
26.	Burglary and Theft .....												
27.	Boiler and Machinery .....												
28.	Credit .....												
29.	International .....												
30.	Warranty .....												
31.	Reins nonproportional assumed property .....	XXX	XXX	XXX	XXX	XXX	XXX	XXX	XXX	XXX	XXX	XXX	XXX
32.	Reins nonproportional assumed liability .....	XXX	XXX	XXX	XXX	XXX	XXX	XXX	XXX	XXX	XXX	XXX	XXX
33.	Reins nonproportional assumed financial lines .....	XXX	XXX	XXX	XXX	XXX	XXX	XXX	XXX	XXX	XXX	XXX	XXX
34.	Aggregate Write-Ins for Other Lines of Business .....												
35.	TOTAL (a) .....												
Details of Write-Ins													
3401.	.....												
3402.	.....												
3403.	.....												
3498.	Summary of remaining write-ins for Line 34 from overflow page .....												
3499.	Totals (Lines 3401 through 3403 plus 3498) (Line 34 above) .....												

NONE

(a) Finance and service charges not included in Lines 1 to 35 \$  
(b) For health business on indicated lines report: Number of persons insured under PPO managed care products and number of persons insured under indemnity only products .



EXHIBIT OF PREMIUMS AND LOSSES

BUSINESS IN THE STATE OF NEW JERSEY DURING THE YEAR 2024

NAIC Group Code: 5020

NAIC Company Code: 16762

Line of Business		Gross Premiums, Including Policy and Membership Fees, Less Return Premiums and Premiums on Policies not Taken		3	4	5	6	7	8	9	10	11	12
		1	2	Dividends Paid or Credited to Policyholders on Direct Business	Direct Unearned Premium Reserves	Direct Losses Paid (deducting salvage)	Direct Losses Incurred	Direct Losses Unpaid	Direct Defense and Cost Containment Expense Paid	Direct Defense and Cost Containment Expense Incurred	Direct Defense and Cost Containment Expense Unpaid	Commissions and Brokerage Expenses	Taxes, Licenses and Fees
1.	Fire .....												
2.1	Allied Lines .....												
2.2	Multiple Peril Crop .....												
2.3	Federal Flood .....												
2.4	Private Crop .....												
2.5	Private Flood .....												
3.	Farmowners Multiple Peril .....												
4.	Homeowners Multiple Peril .....												
5.1	Commercial Multiple Peril (Non-Liability Portion) .....												
5.2	Commercial Multiple Peril (Liability Portion) .....												
6.	Mortgage Guaranty .....												
8.	Ocean Marine .....												
9.1	Inland marine .....												
9.2	Pet insurance plans .....												
10.	Financial Guaranty .....												
11.1	Medical Professional Liability — Occurrence .....												
11.2	Medical Professional Liability — Claims-Made .....												
12.	Earthquake .....												
13.1	Comprehensive (hospital and medical) ind (b) .....												
13.2	Comprehensive (hospital and medical) group (b) .....												
14.	Credit A&H (Group and Individual) .....												
15.1	Vision Only (b) .....												
15.2	Dental Only (b) .....												
15.3	Disability Income (b) .....												
15.4	Medicare Supplement (b) .....												
15.5	Medicaid Title XIX (b) .....												
15.6	Medicare Title XVIII (b) .....												
15.7	Long-Term Care (b) .....												
15.8	Federal Employees Health Benefits Plan (b) .....												
15.9	Other Health (b) .....												
16.	Workers' Compensation .....												
17.1	Other Liability—Occurrence .....												
17.2	Other Liability—Claims-Made .....												
17.3	Excess Workers' Compensation .....												
18.1	Products Liability — Occurrence .....												
18.2	Products Liability — Claims-Made .....												
19.1	Private Passenger Auto No-Fault (Personal Injury Protection) .....												
19.2	Other Private Passenger Auto Liability .....												
19.3	Commercial Auto No-Fault (Personal Injury Protection) .....												
19.4	Other Commercial Auto Liability .....												
21.1	Private Passenger Auto Physical Damage .....												
21.2	Commercial Auto Physical Damage .....												
22.	Aircraft (all perils) .....												
23.	Fidelity .....												
24.	Surety .....												
26.	Burglary and Theft .....												
27.	Boiler and Machinery .....												
28.	Credit .....												
29.	International .....												
30.	Warranty .....												
31.	Reins nonproportional assumed property .....	XXX	XXX	XXX	XXX	XXX	XXX	XXX	XXX	XXX	XXX	XXX	XXX
32.	Reins nonproportional assumed liability .....	XXX	XXX	XXX	XXX	XXX	XXX	XXX	XXX	XXX	XXX	XXX	XXX
33.	Reins nonproportional assumed financial lines .....	XXX	XXX	XXX	XXX	XXX	XXX	XXX	XXX	XXX	XXX	XXX	XXX
34.	Aggregate Write-Ins for Other Lines of Business .....												
35.	TOTAL (a) .....												
Details of Write-Ins													
3401.	.....												
3402.	.....												
3403.	.....												
3498.	Summary of remaining write-ins for Line 34 from overflow page .....												
3499.	Totals (Lines 3401 through 3403 plus 3498) (Line 34 above) .....												

NONE

(a) Finance and service charges not included in Lines 1 to 35 \$  
(b) For health business on indicated lines report: Number of persons insured under PPO managed care products and number of persons insured under indemnity only products .



EXHIBIT OF PREMIUMS AND LOSSES

BUSINESS IN THE STATE OF NEW MEXICO DURING THE YEAR 2024

NAIC Group Code: 5020

NAIC Company Code: 16762

Line of Business		Gross Premiums, Including Policy and Membership Fees, Less Return Premiums and Premiums on Policies not Taken		3	4	5	6	7	8	9	10	11	12
		1	2	Dividends Paid or Credited to Policyholders on Direct Business	Direct Unearned Premium Reserves	Direct Losses Paid (deducting salvage)	Direct Losses Incurred	Direct Losses Unpaid	Direct Defense and Cost Containment Expense Paid	Direct Defense and Cost Containment Expense Incurred	Direct Defense and Cost Containment Expense Unpaid	Commissions and Brokerage Expenses	Taxes, Licenses and Fees
1.	Fire .....												
2.1	Allied Lines .....												
2.2	Multiple Peril Crop .....												
2.3	Federal Flood .....												
2.4	Private Crop .....												
2.5	Private Flood .....												
3.	Farmowners Multiple Peril .....												
4.	Homeowners Multiple Peril .....												
5.1	Commercial Multiple Peril (Non-Liability Portion) .....												
5.2	Commercial Multiple Peril (Liability Portion) .....												
6.	Mortgage Guaranty .....												
8.	Ocean Marine .....												
9.1	Inland marine .....												
9.2	Pet insurance plans .....												
10.	Financial Guaranty .....												
11.1	Medical Professional Liability — Occurrence .....												
11.2	Medical Professional Liability — Claims-Made .....												
12.	Earthquake .....												
13.1	Comprehensive (hospital and medical) ind (b) .....												
13.2	Comprehensive (hospital and medical) group (b) .....												
14.	Credit A&H (Group and Individual) .....												
15.1	Vision Only (b) .....												
15.2	Dental Only (b) .....												
15.3	Disability Income (b) .....												
15.4	Medicare Supplement (b) .....												
15.5	Medicaid Title XIX (b) .....												
15.6	Medicare Title XVIII (b) .....												
15.7	Long-Term Care (b) .....												
15.8	Federal Employees Health Benefits Plan (b) .....												
15.9	Other Health (b) .....												
16.	Workers' Compensation .....												
17.1	Other Liability—Occurrence .....												
17.2	Other Liability—Claims-Made .....												
17.3	Excess Workers' Compensation .....												
18.1	Products Liability — Occurrence .....												
18.2	Products Liability — Claims-Made .....												
19.1	Private Passenger Auto No-Fault (Personal Injury Protection) .....												
19.2	Other Private Passenger Auto Liability .....												
19.3	Commercial Auto No-Fault (Personal Injury Protection) .....												
19.4	Other Commercial Auto Liability .....												
21.1	Private Passenger Auto Physical Damage .....												
21.2	Commercial Auto Physical Damage .....												
22.	Aircraft (all perils) .....												
23.	Fidelity .....												
24.	Surety .....												
26.	Burglary and Theft .....												
27.	Boiler and Machinery .....												
28.	Credit .....												
29.	International .....												
30.	Warranty .....												
31.	Reins nonproportional assumed property .....	XXX	XXX	XXX	XXX	XXX	XXX	XXX	XXX	XXX	XXX	XXX	XXX
32.	Reins nonproportional assumed liability .....	XXX	XXX	XXX	XXX	XXX	XXX	XXX	XXX	XXX	XXX	XXX	XXX
33.	Reins nonproportional assumed financial lines .....	XXX	XXX	XXX	XXX	XXX	XXX	XXX	XXX	XXX	XXX	XXX	XXX
34.	Aggregate Write-Ins for Other Lines of Business .....												
35.	TOTAL (a) .....												
Details of Write-Ins													
3401.	.....												
3402.	.....												
3403.	.....												
3498.	Summary of remaining write-ins for Line 34 from overflow page .....												
3499.	Totals (Lines 3401 through 3403 plus 3498) (Line 34 above) .....												

NONE

(a) Finance and service charges not included in Lines 1 to 35 \$  
(b) For health business on indicated lines report: Number of persons insured under PPO managed care products and number of persons insured under indemnity only products .





EXHIBIT OF PREMIUMS AND LOSSES

BUSINESS IN THE STATE OF NEW YORK DURING THE YEAR 2024

NAIC Group Code: 5020

NAIC Company Code: 16762

Line of Business	Gross Premiums, Including Policy and Membership Fees, Less Return Premiums and Premiums on Policies not Taken		3	4	5	6	7	8	9	10	11	12
	1	2	Dividends Paid or Credited to Policyholders on Direct Business	Direct Unearned Premium Reserves	Direct Losses Paid (deducting salvage)	Direct Losses Incurred	Direct Losses Unpaid	Direct Defense and Cost Containment Expense Paid	Direct Defense and Cost Containment Expense Incurred	Direct Defense and Cost Containment Expense Unpaid	Commissions and Brokerage Expenses	Taxes, Licenses and Fees
	Direct Premiums Written	Direct Premiums Earned										
1. Fire												
2.1 Allied Lines												
2.2 Multiple Peril Crop												
2.3 Federal Flood												
2.4 Private Crop												
2.5 Private Flood												
3. Farmowners Multiple Peril												
4. Homeowners Multiple Peril												
5.1 Commercial Multiple Peril (Non-Liability Portion)												
5.2 Commercial Multiple Peril (Liability Portion)												
6. Mortgage Guaranty												
8. Ocean Marine												
9.1 Inland marine												
9.2 Pet insurance plans												
10. Financial Guaranty												
11.1 Medical Professional Liability — Occurrence												
11.2 Medical Professional Liability — Claims-Made												
12. Earthquake												
13.1 Comprehensive (hospital and medical) ind (b)												
13.2 Comprehensive (hospital and medical) group (b)												
14. Credit A&H (Group and Individual)												
15.1 Vision Only (b)												
15.2 Dental Only (b)												
15.3 Disability Income (b)												
15.4 Medicare Supplement (b)												
15.5 Medicaid Title XIX (b)												
15.6 Medicare Title XVIII (b)												
15.7 Long-Term Care (b)												
15.8 Federal Employees Health Benefits Plan (b)												
15.9 Other Health (b)												
16. Workers' Compensation												
17.1 Other Liability—Occurrence												
17.2 Other Liability—Claims-Made												
17.3 Excess Workers' Compensation												
18.1 Products Liability — Occurrence												
18.2 Products Liability — Claims-Made												
19.1 Private Passenger Auto No-Fault (Personal Injury Protection)												
19.2 Other Private Passenger Auto Liability												
19.3 Commercial Auto No-Fault (Personal Injury Protection)												
19.4 Other Commercial Auto Liability												
21.1 Private Passenger Auto Physical Damage												
21.2 Commercial Auto Physical Damage												
22. Aircraft (all perils)												
23. Fidelity												
24. Surety												
26. Burglary and Theft												
27. Boiler and Machinery												
28. Credit												
29. International												
30. Warranty												
31. Reins nonproportional assumed property	XXX	XXX	XXX	XXX	XXX	XXX	XXX	XXX	XXX	XXX	XXX	XXX
32. Reins nonproportional assumed liability	XXX	XXX	XXX	XXX	XXX	XXX	XXX	XXX	XXX	XXX	XXX	XXX
33. Reins nonproportional assumed financial lines	XXX	XXX	XXX	XXX	XXX	XXX	XXX	XXX	XXX	XXX	XXX	XXX
34. Aggregate Write-Ins for Other Lines of Business												
35. TOTAL (a)												
Details of Write-Ins												
3401.												
3402.												
3403.												
3498. Summary of remaining write-ins for Line 34 from overflow page												
3499. Totals (Lines 3401 through 3403 plus 3498) (Line 34 above)												

NONE

(a) Finance and service charges not included in Lines 1 to 35 \$  
(b) For health business on indicated lines report: Number of persons insured under PPO managed care products and number of persons insured under indemnity only products .



EXHIBIT OF PREMIUMS AND LOSSES

BUSINESS IN THE STATE OF NORTH CAROLINA DURING THE YEAR 2024

NAIC Group Code: 5020

NAIC Company Code: 16762

Line of Business		Gross Premiums, Including Policy and Membership Fees, Less Return Premiums and Premiums on Policies not Taken		3	4	5	6	7	8	9	10	11	12
		1 Direct Premiums Written	2 Direct Premiums Earned	Dividends Paid or Credited to Policyholders on Direct Business	Direct Unearned Premium Reserves	Direct Losses Paid (deducting salvage)	Direct Losses Incurred	Direct Losses Unpaid	Direct Defense and Cost Containment Expense Paid	Direct Defense and Cost Containment Expense Incurred	Direct Defense and Cost Containment Expense Unpaid	Commissions and Brokerage Expenses	Taxes, Licenses and Fees
1.	Fire .....	8,960	7,413		1,546		2,323	2,323		122	122	1,568	51
2.1	Allied Lines .....	8,960	7,413		1,546		2,323	2,323		122	122	1,568	51
2.2	Multiple Peril Crop .....												
2.3	Federal Flood .....												
2.4	Private Crop .....												
2.5	Private Flood .....												
3.	Farmowners Multiple Peril .....												
4.	Homeowners Multiple Peril .....												
5.1	Commercial Multiple Peril (Non-Liability Portion) .....	53,351	29,526		23,825		9,250	9,250		487	487	9,336	304
5.2	Commercial Multiple Peril (Liability Portion) .....	15,262	8,446		6,816		3,802	3,802		950	950	2,671	87
6.	Mortgage Guaranty .....												
8.	Ocean Marine .....												
9.1	Inland marine .....												
9.2	Pet insurance plans .....												
10.	Financial Guaranty .....												
11.1	Medical Professional Liability — Occurrence .....												
11.2	Medical Professional Liability — Claims-Made .....												
12.	Earthquake .....												
13.1	Comprehensive (hospital and medical) ind (b) .....												
13.2	Comprehensive (hospital and medical) group (b) .....												
14.	Credit A&H (Group and Individual) .....												
15.1	Vision Only (b) .....												
15.2	Dental Only (b) .....												
15.3	Disability Income (b) .....												
15.4	Medicare Supplement (b) .....												
15.5	Medicaid Title XIX (b) .....												
15.6	Medicare Title XVIII (b) .....												
15.7	Long-Term Care (b) .....												
15.8	Federal Employees Health Benefits Plan (b) .....												
15.9	Other Health (b) .....												
16.	Workers' Compensation .....												
17.1	Other Liability—Occurrence .....	86,207	37,032		54,475		16,271	22,236		5,559	5,559	17,838	491
17.2	Other Liability—Claims-Made .....												
17.3	Excess Workers' Compensation .....												
18.1	Products Liability — Occurrence .....												
18.2	Products Liability — Claims-Made .....												
19.1	Private Passenger Auto No-Fault (Personal Injury Protection) .....												
19.2	Other Private Passenger Auto Liability .....												
19.3	Commercial Auto No-Fault (Personal Injury Protection) .....												
19.4	Other Commercial Auto Liability .....												
21.1	Private Passenger Auto Physical Damage .....												
21.2	Commercial Auto Physical Damage .....												
22.	Aircraft (all perils) .....												
23.	Fidelity .....												
24.	Surety .....												
26.	Burglary and Theft .....												
27.	Boiler and Machinery .....	2,733	1,513		1,220		499	499				478	16
28.	Credit .....												
29.	International .....												
30.	Warranty .....												
31.	Reins nonproportional assumed property .....	XXX	XXX	XXX	XXX	XXX	XXX	XXX	XXX	XXX	XXX	XXX	XXX
32.	Reins nonproportional assumed liability .....	XXX	XXX	XXX	XXX	XXX	XXX	XXX	XXX	XXX	XXX	XXX	XXX
33.	Reins nonproportional assumed financial lines .....	XXX	XXX	XXX	XXX	XXX	XXX	XXX	XXX	XXX	XXX	XXX	XXX
34.	Aggregate Write-Ins for Other Lines of Business .....												
35.	TOTAL (a) .....	175,473	91,343		89,428		34,468	40,433		7,240	7,240	33,459	1,000
Details of Write-Ins													
3401.	.....												
3402.	.....												
3403.	.....												
3498.	Summary of remaining write-ins for Line 34 from overflow page .....												
3499.	Totals (Lines 3401 through 3403 plus 3498) (Line 34 above) .....												

(a) Finance and service charges not included in Lines 1 to 35 \$  
(b) For health business on indicated lines report: Number of persons insured under PPO managed care products and number of persons insured under indemnity only products .



EXHIBIT OF PREMIUMS AND LOSSES

BUSINESS IN THE STATE OF NORTH DAKOTA DURING THE YEAR 2024

NAIC Group Code: 5020

NAIC Company Code: 16762

Line of Business		Gross Premiums, Including Policy and Membership Fees, Less Return Premiums and Premiums on Policies not Taken		3	4	5	6	7	8	9	10	11	12
		1	2	Dividends Paid or Credited to Policyholders on Direct Business	Direct Unearned Premium Reserves	Direct Losses Paid (deducting salvage)	Direct Losses Incurred	Direct Losses Unpaid	Direct Defense and Cost Containment Expense Paid	Direct Defense and Cost Containment Expense Incurred	Direct Defense and Cost Containment Expense Unpaid	Commissions and Brokerage Expenses	Taxes, Licenses and Fees
1.	Fire .....												
2.1	Allied Lines .....												
2.2	Multiple Peril Crop .....												
2.3	Federal Flood .....												
2.4	Private Crop .....												
2.5	Private Flood .....												
3.	Farmowners Multiple Peril .....												
4.	Homeowners Multiple Peril .....												
5.1	Commercial Multiple Peril (Non-Liability Portion) .....												
5.2	Commercial Multiple Peril (Liability Portion) .....												
6.	Mortgage Guaranty .....												
8.	Ocean Marine .....												
9.1	Inland marine .....												
9.2	Pet insurance plans .....												
10.	Financial Guaranty .....												
11.1	Medical Professional Liability — Occurrence .....												
11.2	Medical Professional Liability — Claims-Made .....												
12.	Earthquake .....												
13.1	Comprehensive (hospital and medical) ind (b) .....												
13.2	Comprehensive (hospital and medical) group (b) .....												
14.	Credit A&H (Group and Individual) .....												
15.1	Vision Only (b) .....												
15.2	Dental Only (b) .....												
15.3	Disability Income (b) .....												
15.4	Medicare Supplement (b) .....												
15.5	Medicaid Title XIX (b) .....												
15.6	Medicare Title XVIII (b) .....												
15.7	Long-Term Care (b) .....												
15.8	Federal Employees Health Benefits Plan (b) .....												
15.9	Other Health (b) .....												
16.	Workers' Compensation .....												
17.1	Other Liability—Occurrence .....												
17.2	Other Liability—Claims-Made .....												
17.3	Excess Workers' Compensation .....												
18.1	Products Liability — Occurrence .....												
18.2	Products Liability — Claims-Made .....												
19.1	Private Passenger Auto No-Fault (Personal Injury Protection) .....												
19.2	Other Private Passenger Auto Liability .....												
19.3	Commercial Auto No-Fault (Personal Injury Protection) .....												
19.4	Other Commercial Auto Liability .....												
21.1	Private Passenger Auto Physical Damage .....												
21.2	Commercial Auto Physical Damage .....												
22.	Aircraft (all perils) .....												
23.	Fidelity .....												
24.	Surety .....												
26.	Burglary and Theft .....												
27.	Boiler and Machinery .....												
28.	Credit .....												
29.	International .....												
30.	Warranty .....												
31.	Reins nonproportional assumed property .....	XXX	XXX	XXX	XXX	XXX	XXX	XXX	XXX	XXX	XXX	XXX	XXX
32.	Reins nonproportional assumed liability .....	XXX	XXX	XXX	XXX	XXX	XXX	XXX	XXX	XXX	XXX	XXX	XXX
33.	Reins nonproportional assumed financial lines .....	XXX	XXX	XXX	XXX	XXX	XXX	XXX	XXX	XXX	XXX	XXX	XXX
34.	Aggregate Write-Ins for Other Lines of Business .....												
35.	TOTAL (a) .....												
Details of Write-Ins													
3401.	.....												
3402.	.....												
3403.	.....												
3498.	Summary of remaining write-ins for Line 34 from overflow page .....												
3499.	Totals (Lines 3401 through 3403 plus 3498) (Line 34 above) .....												

(a) Finance and service charges not included in Lines 1 to 35 \$  
(b) For health business on indicated lines report: Number of persons insured under PPO managed care products and number of persons insured under indemnity only products .



EXHIBIT OF PREMIUMS AND LOSSES

BUSINESS IN THE STATE OF OHIO DURING THE YEAR 2024

NAIC Group Code: 5020

NAIC Company Code: 16762

Line of Business		Gross Premiums, Including Policy and Membership Fees, Less Return Premiums and Premiums on Policies not Taken		3	4	5	6	7	8	9	10	11	12
		1 Direct Premiums Written	2 Direct Premiums Earned	Dividends Paid or Credited to Policyholders on Direct Business	Direct Unearned Premium Reserves	Direct Losses Paid (deducting salvage)	Direct Losses Incurred	Direct Losses Unpaid	Direct Defense and Cost Containment Expense Paid	Direct Defense and Cost Containment Expense Incurred	Direct Defense and Cost Containment Expense Unpaid	Commissions and Brokerage Expenses	Taxes, Licenses and Fees
1.	Fire .....	52,759	49,643		36,745		13,948	16,277		734	857	11,607	110
2.1	Allied Lines .....	52,759	49,643		36,745		14,674	15,775		772	830	11,607	110
2.2	Multiple Peril Crop .....												
2.3	Federal Flood .....												
2.4	Private Crop .....												
2.5	Private Flood .....												
3.	Farmowners Multiple Peril .....												
4.	Homeowners Multiple Peril .....												
5.1	Commercial Multiple Peril (Non-Liability Portion) .....	10,903	13,949		10,261	(1,596)	8,162			(84)	430	2,468	23
5.2	Commercial Multiple Peril (Liability Portion) .....	5,462	10,965		1,662	5,054	11,309			1,263	2,827	1,001	11
6.	Mortgage Guaranty .....												
8.	Ocean Marine .....												
9.1	Inland marine .....												
9.2	Pet insurance plans .....												
10.	Financial Guaranty .....												
11.1	Medical Professional Liability — Occurrence .....												
11.2	Medical Professional Liability — Claims-Made .....												
12.	Earthquake .....												
13.1	Comprehensive (hospital and medical) ind (b) .....												
13.2	Comprehensive (hospital and medical) group (b) .....												
14.	Credit A&H (Group and Individual) .....												
15.1	Vision Only (b) .....												
15.2	Dental Only (b) .....												
15.3	Disability Income (b) .....												
15.4	Medicare Supplement (b) .....												
15.5	Medicaid Title XIX (b) .....												
15.6	Medicare Title XVIII (b) .....												
15.7	Long-Term Care (b) .....												
15.8	Federal Employees Health Benefits Plan (b) .....												
15.9	Other Health (b) .....												
16.	Workers' Compensation .....												
17.1	Other Liability—Occurrence .....	146,458	106,920		58,241	48,828	62,045			15,078	15,511	28,653	304
17.2	Other Liability—Claims-Made .....												
17.3	Excess Workers' Compensation .....												
18.1	Products Liability — Occurrence .....												
18.2	Products Liability — Claims-Made .....												
19.1	Private Passenger Auto No-Fault (Personal Injury Protection) .....												
19.2	Other Private Passenger Auto Liability .....												
19.3	Commercial Auto No-Fault (Personal Injury Protection) .....												
19.4	Other Commercial Auto Liability .....	6,869	413		6,456	154	154			39	39	1,511	14
21.1	Private Passenger Auto Physical Damage .....												
21.2	Commercial Auto Physical Damage .....	3,667	193		3,474	28	28			1	1	807	8
22.	Aircraft (all perils) .....												
23.	Fidelity .....												
24.	Surety .....												
26.	Burglary and Theft .....												
27.	Boiler and Machinery .....	1,388	1,329		1,084	426	440					305	3
28.	Credit .....												
29.	International .....												
30.	Warranty .....												
31.	Reins nonproportional assumed property .....	XXX	XXX	XXX	XXX	XXX	XXX	XXX	XXX	XXX	XXX	XXX	XXX
32.	Reins nonproportional assumed liability .....	XXX	XXX	XXX	XXX	XXX	XXX	XXX	XXX	XXX	XXX	XXX	XXX
33.	Reins nonproportional assumed financial lines .....	XXX	XXX	XXX	XXX	XXX	XXX	XXX	XXX	XXX	XXX	XXX	XXX
34.	Aggregate Write-Ins for Other Lines of Business .....												
35.	TOTAL (a) .....	280,265	233,055		154,668	81,516	114,190			17,803	20,495	57,959	583
Details of Write-Ins													
3401.	.....												
3402.	.....												
3403.	.....												
3498.	Summary of remaining write-ins for Line 34 from overflow page .....												
3499.	Totals (Lines 3401 through 3403 plus 3498) (Line 34 above) .....												

(a) Finance and service charges not included in Lines 1 to 35 \$  
(b) For health business on indicated lines report: Number of persons insured under PPO managed care products and number of persons insured under indemnity only products .



EXHIBIT OF PREMIUMS AND LOSSES

BUSINESS IN THE STATE OF OKLAHOMA DURING THE YEAR 2024

NAIC Group Code: 5020

NAIC Company Code: 16762

Line of Business		Gross Premiums, Including Policy and Membership Fees, Less Return Premiums and Premiums on Policies not Taken		3	4	5	6	7	8	9	10	11	12
		1	2	Dividends Paid or Credited to Policyholders on Direct Business	Direct Unearned Premium Reserves	Direct Losses Paid (deducting salvage)	Direct Losses Incurred	Direct Losses Unpaid	Direct Defense and Cost Containment Expense Paid	Direct Defense and Cost Containment Expense Incurred	Direct Defense and Cost Containment Expense Unpaid	Commissions and Brokerage Expenses	Taxes, Licenses and Fees
1.	Fire .....												
2.1	Allied Lines .....												
2.2	Multiple Peril Crop .....												
2.3	Federal Flood .....												
2.4	Private Crop .....												
2.5	Private Flood .....												
3.	Farmowners Multiple Peril .....												
4.	Homeowners Multiple Peril .....												
5.1	Commercial Multiple Peril (Non-Liability Portion) .....												
5.2	Commercial Multiple Peril (Liability Portion) .....												
6.	Mortgage Guaranty .....												
8.	Ocean Marine .....												
9.1	Inland marine .....												
9.2	Pet insurance plans .....												
10.	Financial Guaranty .....												
11.1	Medical Professional Liability — Occurrence .....												
11.2	Medical Professional Liability — Claims-Made .....												
12.	Earthquake .....												
13.1	Comprehensive (hospital and medical) ind (b) .....												
13.2	Comprehensive (hospital and medical) group (b) .....												
14.	Credit A&H (Group and Individual) .....												
15.1	Vision Only (b) .....												
15.2	Dental Only (b) .....												
15.3	Disability Income (b) .....												
15.4	Medicare Supplement (b) .....												
15.5	Medicaid Title XIX (b) .....												
15.6	Medicare Title XVIII (b) .....												
15.7	Long-Term Care (b) .....												
15.8	Federal Employees Health Benefits Plan (b) .....												
15.9	Other Health (b) .....												
16.	Workers' Compensation .....												
17.1	Other Liability—Occurrence .....												
17.2	Other Liability—Claims-Made .....												
17.3	Excess Workers' Compensation .....												
18.1	Products Liability — Occurrence .....												
18.2	Products Liability — Claims-Made .....												
19.1	Private Passenger Auto No-Fault (Personal Injury Protection) .....												
19.2	Other Private Passenger Auto Liability .....												
19.3	Commercial Auto No-Fault (Personal Injury Protection) .....												
19.4	Other Commercial Auto Liability .....												
21.1	Private Passenger Auto Physical Damage .....												
21.2	Commercial Auto Physical Damage .....												
22.	Aircraft (all perils) .....												
23.	Fidelity .....												
24.	Surety .....												
26.	Burglary and Theft .....												
27.	Boiler and Machinery .....												
28.	Credit .....												
29.	International .....												
30.	Warranty .....												
31.	Reins nonproportional assumed property .....	XXX	XXX	XXX	XXX	XXX	XXX	XXX	XXX	XXX	XXX	XXX	XXX
32.	Reins nonproportional assumed liability .....	XXX	XXX	XXX	XXX	XXX	XXX	XXX	XXX	XXX	XXX	XXX	XXX
33.	Reins nonproportional assumed financial lines .....	XXX	XXX	XXX	XXX	XXX	XXX	XXX	XXX	XXX	XXX	XXX	XXX
34.	Aggregate Write-Ins for Other Lines of Business .....												
35.	TOTAL (a) .....												
Details of Write-Ins													
3401.	.....												
3402.	.....												
3403.	.....												
3498.	Summary of remaining write-ins for Line 34 from overflow page .....												
3499.	Totals (Lines 3401 through 3403 plus 3498) (Line 34 above) .....												

(a) Finance and service charges not included in Lines 1 to 35 \$  
(b) For health business on indicated lines report: Number of persons insured under PPO managed care products and number of persons insured under indemnity only products .



EXHIBIT OF PREMIUMS AND LOSSES

BUSINESS IN THE STATE OF OREGON DURING THE YEAR 2024

NAIC Group Code: 5020

NAIC Company Code: 16762

Line of Business		Gross Premiums, Including Policy and Membership Fees, Less Return Premiums and Premiums on Policies not Taken		3	4	5	6	7	8	9	10	11	12
		1 Direct Premiums Written	2 Direct Premiums Earned	Dividends Paid or Credited to Policyholders on Direct Business	Direct Unearned Premium Reserves	Direct Losses Paid (deducting salvage)	Direct Losses Incurred	Direct Losses Unpaid	Direct Defense and Cost Containment Expense Paid	Direct Defense and Cost Containment Expense Incurred	Direct Defense and Cost Containment Expense Unpaid	Commissions and Brokerage Expenses	Taxes, Licenses and Fees
1.	Fire .....	15,141	8,835		6,305		2,768	2,768		146	146	2,650	
2.1	Allied Lines .....	15,141	8,835		6,305		2,768	2,768		146	146	2,650	
2.2	Multiple Peril Crop .....												
2.3	Federal Flood .....												
2.4	Private Crop .....												
2.5	Private Flood .....												
3.	Farmowners Multiple Peril .....												
4.	Homeowners Multiple Peril .....												
5.1	Commercial Multiple Peril (Non-Liability Portion) .....	15,248	13,775		10,851		3,506	4,443		185	234	2,771	
5.2	Commercial Multiple Peril (Liability Portion) .....	2,864	2,112		1,885	560	1,380	1,062		206	266	549	
6.	Mortgage Guaranty .....												
8.	Ocean Marine .....												
9.1	Inland marine .....												
9.2	Pet insurance plans .....												
10.	Financial Guaranty .....												
11.1	Medical Professional Liability — Occurrence .....												
11.2	Medical Professional Liability — Claims-Made .....												
12.	Earthquake .....												
13.1	Comprehensive (hospital and medical) ind (b) .....												
13.2	Comprehensive (hospital and medical) group (b) .....												
14.	Credit A&H (Group and Individual) .....												
15.1	Vision Only (b) .....												
15.2	Dental Only (b) .....												
15.3	Disability Income (b) .....												
15.4	Medicare Supplement (b) .....												
15.5	Medicaid Title XIX (b) .....												
15.6	Medicare Title XVIII (b) .....												
15.7	Long-Term Care (b) .....												
15.8	Federal Employees Health Benefits Plan (b) .....												
15.9	Other Health (b) .....												
16.	Workers' Compensation .....												
17.1	Other Liability—Occurrence .....	12,967	6,854		6,113		3,232	3,232		808	808	2,564	
17.2	Other Liability—Claims-Made .....												
17.3	Excess Workers' Compensation .....												
18.1	Products Liability — Occurrence .....												
18.2	Products Liability — Claims-Made .....												
19.1	Private Passenger Auto No-Fault (Personal Injury Protection) .....												
19.2	Other Private Passenger Auto Liability .....												
19.3	Commercial Auto No-Fault (Personal Injury Protection) .....												
19.4	Other Commercial Auto Liability .....												
21.1	Private Passenger Auto Physical Damage .....												
21.2	Commercial Auto Physical Damage .....												
22.	Aircraft (all perils) .....												
23.	Fidelity .....												
24.	Surety .....												
26.	Burglary and Theft .....												
27.	Boiler and Machinery .....	881	416		465		137	137				154	
28.	Credit .....												
29.	International .....												
30.	Warranty .....												
31.	Reins nonproportional assumed property .....	XXX	XXX	XXX	XXX	XXX	XXX	XXX	XXX	XXX	XXX	XXX	XXX
32.	Reins nonproportional assumed liability .....	XXX	XXX	XXX	XXX	XXX	XXX	XXX	XXX	XXX	XXX	XXX	XXX
33.	Reins nonproportional assumed financial lines .....	XXX	XXX	XXX	XXX	XXX	XXX	XXX	XXX	XXX	XXX	XXX	XXX
34.	Aggregate Write-Ins for Other Lines of Business .....												
35.	TOTAL (a) .....	62,242	40,827		31,924	560	13,791	14,410		1,491	1,600	11,338	
Details of Write-Ins													
3401.	.....												
3402.	.....												
3403.	.....												
3498.	Summary of remaining write-ins for Line 34 from overflow page .....												
3499.	Totals (Lines 3401 through 3403 plus 3498) (Line 34 above) .....												

(a) Finance and service charges not included in Lines 1 to 35 \$  
(b) For health business on indicated lines report: Number of persons insured under PPO managed care products and number of persons insured under indemnity only products .



EXHIBIT OF PREMIUMS AND LOSSES

BUSINESS IN THE STATE OF PENNSYLVANIA DURING THE YEAR 2024

NAIC Group Code: 5020

NAIC Company Code: 16762

Line of Business		Gross Premiums, Including Policy and Membership Fees, Less Return Premiums and Premiums on Policies not Taken		3	4	5	6	7	8	9	10	11	12
		1	2	Dividends Paid or Credited to Policyholders on Direct Business	Direct Unearned Premium Reserves	Direct Losses Paid (deducting salvage)	Direct Losses Incurred	Direct Losses Unpaid	Direct Defense and Cost Containment Expense Paid	Direct Defense and Cost Containment Expense Incurred	Direct Defense and Cost Containment Expense Unpaid	Commissions and Brokerage Expenses	Taxes, Licenses and Fees
1.	Fire	23,400	15,040		8,360		4,712	4,712		248	248	5,050	
2.1	Allied Lines	23,400	15,040		8,360		4,712	4,712		248	248	5,050	
2.2	Multiple Peril Crop												
2.3	Federal Flood												
2.4	Private Crop												
2.5	Private Flood												
3.	Farmowners Multiple Peril												
4.	Homeowners Multiple Peril												
5.1	Commercial Multiple Peril (Non-Liability Portion)	171,906	87,235		87,851		26,667	27,039		1,403	1,423	36,376	
5.2	Commercial Multiple Peril (Liability Portion)	119,860	61,544		60,030		27,282	27,441		6,820	6,860	23,971	
6.	Mortgage Guaranty												
8.	Ocean Marine												
9.1	Inland marine												
9.2	Pet insurance plans												
10.	Financial Guaranty												
11.1	Medical Professional Liability — Occurrence												
11.2	Medical Professional Liability — Claims-Made												
12.	Earthquake												
13.1	Comprehensive (hospital and medical) ind (b)												
13.2	Comprehensive (hospital and medical) group (b)												
14.	Credit A&H (Group and Individual)												
15.1	Vision Only (b)												
15.2	Dental Only (b)												
15.3	Disability Income (b)												
15.4	Medicare Supplement (b)												
15.5	Medicaid Title XIX (b)												
15.6	Medicare Title XVIII (b)												
15.7	Long-Term Care (b)												
15.8	Federal Employees Health Benefits Plan (b)												
15.9	Other Health (b)												
16.	Workers' Compensation												
17.1	Other Liability—Occurrence	268,006	257,054		107,443		130,573	132,318		33,894	34,330	57,883	
17.2	Other Liability—Claims-Made												
17.3	Excess Workers' Compensation												
18.1	Products Liability — Occurrence												
18.2	Products Liability — Claims-Made												
19.1	Private Passenger Auto No-Fault (Personal Injury Protection)												
19.2	Other Private Passenger Auto Liability												
19.3	Commercial Auto No-Fault (Personal Injury Protection)	1,112	343		769		128	128		32	32	245	
19.4	Other Commercial Auto Liability	107,386	24,242		83,144		14,037	14,037		4,759	4,759	23,625	
21.1	Private Passenger Auto Physical Damage												
21.2	Commercial Auto Physical Damage	43,241	13,045		30,195		1,889	1,889		99	99	9,513	
22.	Aircraft (all perils)												
23.	Fidelity												
24.	Surety												
26.	Burglary and Theft												
27.	Boiler and Machinery	3,428	1,970		1,487		648	649				712	
28.	Credit												
29.	International												
30.	Warranty												
31.	Reins nonproportional assumed property	XXX	XXX	XXX	XXX	XXX	XXX	XXX	XXX	XXX	XXX	XXX	XXX
32.	Reins nonproportional assumed liability	XXX	XXX	XXX	XXX	XXX	XXX	XXX	XXX	XXX	XXX	XXX	XXX
33.	Reins nonproportional assumed financial lines	XXX	XXX	XXX	XXX	XXX	XXX	XXX	XXX	XXX	XXX	XXX	XXX
34.	Aggregate Write-Ins for Other Lines of Business												
35.	TOTAL (a)	761,739	475,513		387,639		210,648	212,925		47,503	47,999	162,425	
Details of Write-Ins													
3401.													
3402.													
3403.													
3498.	Summary of remaining write-ins for Line 34 from overflow page												
3499.	Totals (Lines 3401 through 3403 plus 3498) (Line 34 above)												

(a) Finance and service charges not included in Lines 1 to 35 \$  
(b) For health business on indicated lines report: Number of persons insured under PPO managed care products and number of persons insured under indemnity only products .



EXHIBIT OF PREMIUMS AND LOSSES

BUSINESS IN THE STATE OF RHODE ISLAND DURING THE YEAR 2024

NAIC Group Code: 5020

NAIC Company Code: 16762

Line of Business		Gross Premiums, Including Policy and Membership Fees, Less Return Premiums and Premiums on Policies not Taken		3	4	5	6	7	8	9	10	11	12
		1	2	Dividends Paid or Credited to Policyholders on Direct Business	Direct Unearned Premium Reserves	Direct Losses Paid (deducting salvage)	Direct Losses Incurred	Direct Losses Unpaid	Direct Defense and Cost Containment Expense Paid	Direct Defense and Cost Containment Expense Incurred	Direct Defense and Cost Containment Expense Unpaid	Commissions and Brokerage Expenses	Taxes, Licenses and Fees
1.	Fire .....												
2.1	Allied Lines .....												
2.2	Multiple Peril Crop .....												
2.3	Federal Flood .....												
2.4	Private Crop .....												
2.5	Private Flood .....												
3.	Farmowners Multiple Peril .....												
4.	Homeowners Multiple Peril .....												
5.1	Commercial Multiple Peril (Non-Liability Portion) .....												
5.2	Commercial Multiple Peril (Liability Portion) .....												
6.	Mortgage Guaranty .....												
8.	Ocean Marine .....												
9.1	Inland marine .....												
9.2	Pet insurance plans .....												
10.	Financial Guaranty .....												
11.1	Medical Professional Liability — Occurrence .....												
11.2	Medical Professional Liability — Claims-Made .....												
12.	Earthquake .....												
13.1	Comprehensive (hospital and medical) ind (b) .....												
13.2	Comprehensive (hospital and medical) group (b) .....												
14.	Credit A&H (Group and Individual) .....												
15.1	Vision Only (b) .....												
15.2	Dental Only (b) .....												
15.3	Disability Income (b) .....												
15.4	Medicare Supplement (b) .....												
15.5	Medicaid Title XIX (b) .....												
15.6	Medicare Title XVIII (b) .....												
15.7	Long-Term Care (b) .....												
15.8	Federal Employees Health Benefits Plan (b) .....												
15.9	Other Health (b) .....												
16.	Workers' Compensation .....												
17.1	Other Liability—Occurrence .....												
17.2	Other Liability—Claims-Made .....												
17.3	Excess Workers' Compensation .....												
18.1	Products Liability — Occurrence .....												
18.2	Products Liability — Claims-Made .....												
19.1	Private Passenger Auto No-Fault (Personal Injury Protection) .....												
19.2	Other Private Passenger Auto Liability .....												
19.3	Commercial Auto No-Fault (Personal Injury Protection) .....												
19.4	Other Commercial Auto Liability .....												
21.1	Private Passenger Auto Physical Damage .....												
21.2	Commercial Auto Physical Damage .....												
22.	Aircraft (all perils) .....												
23.	Fidelity .....												
24.	Surety .....												
26.	Burglary and Theft .....												
27.	Boiler and Machinery .....												
28.	Credit .....												
29.	International .....												
30.	Warranty .....												
31.	Reins nonproportional assumed property .....	XXX	XXX	XXX	XXX	XXX	XXX	XXX	XXX	XXX	XXX	XXX	XXX
32.	Reins nonproportional assumed liability .....	XXX	XXX	XXX	XXX	XXX	XXX	XXX	XXX	XXX	XXX	XXX	XXX
33.	Reins nonproportional assumed financial lines .....	XXX	XXX	XXX	XXX	XXX	XXX	XXX	XXX	XXX	XXX	XXX	XXX
34.	Aggregate Write-Ins for Other Lines of Business .....												
35.	TOTAL (a) .....												
Details of Write-Ins													
3401.	.....												
3402.	.....												
3403.	.....												
3498.	Summary of remaining write-ins for Line 34 from overflow page .....												
3499.	Totals (Lines 3401 through 3403 plus 3498) (Line 34 above) .....												

NONE

(a) Finance and service charges not included in Lines 1 to 35 \$  
(b) For health business on indicated lines report: Number of persons insured under PPO managed care products and number of persons insured under indemnity only products .





EXHIBIT OF PREMIUMS AND LOSSES

BUSINESS IN THE STATE OF SOUTH CAROLINA DURING THE YEAR 2024

NAIC Group Code: 5020

NAIC Company Code: 16762

Line of Business		Gross Premiums, Including Policy and Membership Fees, Less Return Premiums and Premiums on Policies not Taken		3	4	5	6	7	8	9	10	11	12
		1 Direct Premiums Written	2 Direct Premiums Earned	Dividends Paid or Credited to Policyholders on Direct Business	Direct Unearned Premium Reserves	Direct Losses Paid (deducting salvage)	Direct Losses Incurred	Direct Losses Unpaid	Direct Defense and Cost Containment Expense Paid	Direct Defense and Cost Containment Expense Incurred	Direct Defense and Cost Containment Expense Unpaid	Commissions and Brokerage Expenses	Taxes, Licenses and Fees
1.	Fire .....	91,561	76,106		56,554		19,230	26,013		1,012	1,369	16,163	
2.1	Allied Lines .....	91,561	76,106		56,554		20,518	24,624	550	1,630	1,296	16,163	
2.2	Multiple Peril Crop .....												
2.3	Federal Flood .....												
2.4	Private Crop .....												
2.5	Private Flood .....												
3.	Farmowners Multiple Peril .....												
4.	Homeowners Multiple Peril .....												
5.1	Commercial Multiple Peril (Non-Liability Portion) .....	68,397	73,863		60,649		20,211	23,626		1,063	1,243	12,455	
5.2	Commercial Multiple Peril (Liability Portion) .....	18,276	24,792		15,064		10,041	13,199		2,510	3,300	3,394	
6.	Mortgage Guaranty .....												
8.	Ocean Marine .....												
9.1	Inland marine .....												
9.2	Pet insurance plans .....												
10.	Financial Guaranty .....												
11.1	Medical Professional Liability — Occurrence .....												
11.2	Medical Professional Liability — Claims-Made .....												
12.	Earthquake .....												
13.1	Comprehensive (hospital and medical) ind (b) .....												
13.2	Comprehensive (hospital and medical) group (b) .....												
14.	Credit A&H (Group and Individual) .....												
15.1	Vision Only (b) .....												
15.2	Dental Only (b) .....												
15.3	Disability Income (b) .....												
15.4	Medicare Supplement (b) .....												
15.5	Medicaid Title XIX (b) .....												
15.6	Medicare Title XVIII (b) .....												
15.7	Long-Term Care (b) .....												
15.8	Federal Employees Health Benefits Plan (b) .....												
15.9	Other Health (b) .....												
16.	Workers' Compensation .....												
17.1	Other Liability—Occurrence .....	63,700	43,578		44,780		14,043	30,369		5,443	7,592	12,603	
17.2	Other Liability—Claims-Made .....												
17.3	Excess Workers' Compensation .....												
18.1	Products Liability — Occurrence .....												
18.2	Products Liability — Claims-Made .....												
19.1	Private Passenger Auto No-Fault (Personal Injury Protection) .....												
19.2	Other Private Passenger Auto Liability .....												
19.3	Commercial Auto No-Fault (Personal Injury Protection) .....												
19.4	Other Commercial Auto Liability .....	158,362	44,129		114,233		16,451	16,451		4,113	4,113	34,840	
21.1	Private Passenger Auto Physical Damage .....												
21.2	Commercial Auto Physical Damage .....	62,342	19,847		42,495		7,874	7,874		2,651	2,651	13,715	
22.	Aircraft (all perils) .....												
23.	Fidelity .....												
24.	Surety .....												
26.	Burglary and Theft .....												
27.	Boiler and Machinery .....	835	792		675		247	263				155	
28.	Credit .....												
29.	International .....												
30.	Warranty .....												
31.	Reins nonproportional assumed property .....	XXX	XXX	XXX	XXX	XXX	XXX	XXX	XXX	XXX	XXX	XXX	XXX
32.	Reins nonproportional assumed liability .....	XXX	XXX	XXX	XXX	XXX	XXX	XXX	XXX	XXX	XXX	XXX	XXX
33.	Reins nonproportional assumed financial lines .....	XXX	XXX	XXX	XXX	XXX	XXX	XXX	XXX	XXX	XXX	XXX	XXX
34.	Aggregate Write-Ins for Other Lines of Business .....												
35.	TOTAL (a) .....	555,034	359,213		391,004		108,615	142,419	550	18,422	21,564	109,488	
Details of Write-Ins													
3401.	.....												
3402.	.....												
3403.	.....												
3498.	Summary of remaining write-ins for Line 34 from overflow page .....												
3499.	Totals (Lines 3401 through 3403 plus 3498) (Line 34 above) .....												

(a) Finance and service charges not included in Lines 1 to 35 \$  
(b) For health business on indicated lines report: Number of persons insured under PPO managed care products and number of persons insured under indemnity only products .



EXHIBIT OF PREMIUMS AND LOSSES

BUSINESS IN THE STATE OF SOUTH DAKOTA DURING THE YEAR 2024

NAIC Group Code: 5020

NAIC Company Code: 16762

Line of Business		Gross Premiums, Including Policy and Membership Fees, Less Return Premiums and Premiums on Policies not Taken		3	4	5	6	7	8	9	10	11	12
		1 Direct Premiums Written	2 Direct Premiums Earned	Dividends Paid or Credited to Policyholders on Direct Business	Direct Unearned Premium Reserves	Direct Losses Paid (deducting salvage)	Direct Losses Incurred	Direct Losses Unpaid	Direct Defense and Cost Containment Expense Paid	Direct Defense and Cost Containment Expense Incurred	Direct Defense and Cost Containment Expense Unpaid	Commissions and Brokerage Expenses	Taxes, Licenses and Fees
1.	Fire .....	1,200	506		694		159	159		8	8	264	
2.1	Allied Lines .....	1,200	506		694		159	159		8	8	264	
2.2	Multiple Peril Crop .....												
2.3	Federal Flood .....												
2.4	Private Crop .....												
2.5	Private Flood .....												
3.	Farmowners Multiple Peril .....												
4.	Homeowners Multiple Peril .....												
5.1	Commercial Multiple Peril (Non-Liability Portion) .....												
5.2	Commercial Multiple Peril (Liability Portion) .....												
6.	Mortgage Guaranty .....												
8.	Ocean Marine .....												
9.1	Inland marine .....												
9.2	Pet insurance plans .....												
10.	Financial Guaranty .....												
11.1	Medical Professional Liability — Occurrence .....												
11.2	Medical Professional Liability — Claims-Made .....												
12.	Earthquake .....												
13.1	Comprehensive (hospital and medical) ind (b) .....												
13.2	Comprehensive (hospital and medical) group (b) .....												
14.	Credit A&H (Group and Individual) .....												
15.1	Vision Only (b) .....												
15.2	Dental Only (b) .....												
15.3	Disability Income (b) .....												
15.4	Medicare Supplement (b) .....												
15.5	Medicaid Title XIX (b) .....												
15.6	Medicare Title XVIII (b) .....												
15.7	Long-Term Care (b) .....												
15.8	Federal Employees Health Benefits Plan (b) .....												
15.9	Other Health (b) .....												
16.	Workers' Compensation .....												
17.1	Other Liability—Occurrence .....	628	485		143		218	218		55	55	138	
17.2	Other Liability—Claims-Made .....												
17.3	Excess Workers' Compensation .....												
18.1	Products Liability — Occurrence .....												
18.2	Products Liability — Claims-Made .....												
19.1	Private Passenger Auto No-Fault (Personal Injury Protection) .....												
19.2	Other Private Passenger Auto Liability .....												
19.3	Commercial Auto No-Fault (Personal Injury Protection) .....												
19.4	Other Commercial Auto Liability .....												
21.1	Private Passenger Auto Physical Damage .....												
21.2	Commercial Auto Physical Damage .....												
22.	Aircraft (all perils) .....												
23.	Fidelity .....												
24.	Surety .....												
26.	Burglary and Theft .....												
27.	Boiler and Machinery .....	34	14		20		4	4				7	
28.	Credit .....												
29.	International .....												
30.	Warranty .....												
31.	Reins nonproportional assumed property .....	XXX	XXX	XXX	XXX	XXX	XXX	XXX	XXX	XXX	XXX	XXX	XXX
32.	Reins nonproportional assumed liability .....	XXX	XXX	XXX	XXX	XXX	XXX	XXX	XXX	XXX	XXX	XXX	XXX
33.	Reins nonproportional assumed financial lines .....	XXX	XXX	XXX	XXX	XXX	XXX	XXX	XXX	XXX	XXX	XXX	XXX
34.	Aggregate Write-Ins for Other Lines of Business .....												
35.	TOTAL (a) .....	3,062	1,511		1,551		540	540		71	71	673	
Details of Write-Ins													
3401.	.....												
3402.	.....												
3403.	.....												
3498.	Summary of remaining write-ins for Line 34 from overflow page .....												
3499.	Totals (Lines 3401 through 3403 plus 3498) (Line 34 above) .....												

(a) Finance and service charges not included in Lines 1 to 35 \$  
(b) For health business on indicated lines report: Number of persons insured under PPO managed care products and number of persons insured under indemnity only products .



EXHIBIT OF PREMIUMS AND LOSSES

BUSINESS IN THE STATE OF TENNESSEE DURING THE YEAR 2024

NAIC Group Code: 5020

NAIC Company Code: 16762

Line of Business		Gross Premiums, Including Policy and Membership Fees, Less Return Premiums and Premiums on Policies not Taken		3	4	5	6	7	8	9	10	11	12
		1 Direct Premiums Written	2 Direct Premiums Earned	Dividends Paid or Credited to Policyholders on Direct Business	Direct Unearned Premium Reserves	Direct Losses Paid (deducting salvage)	Direct Losses Incurred	Direct Losses Unpaid	Direct Defense and Cost Containment Expense Paid	Direct Defense and Cost Containment Expense Incurred	Direct Defense and Cost Containment Expense Unpaid	Commissions and Brokerage Expenses	Taxes, Licenses and Fees
1.	Fire .....	4,711	4,334		737		1,177	1,386		62	73	1,036	
2.1	Allied Lines .....	4,711	4,334		737		1,177	1,386		62	73	1,036	
2.2	Multiple Peril Crop .....												
2.3	Federal Flood .....												
2.4	Private Crop .....												
2.5	Private Flood .....												
3.	Farmowners Multiple Peril .....												
4.	Homeowners Multiple Peril .....												
5.1	Commercial Multiple Peril (Non-Liability Portion) .....	13,514	7,274		10,059		1,979	2,326		104	122	2,973	
5.2	Commercial Multiple Peril (Liability Portion) .....	268	200		474		41	133		10	33	59	
6.	Mortgage Guaranty .....												
8.	Ocean Marine .....												
9.1	Inland marine .....												
9.2	Pet insurance plans .....												
10.	Financial Guaranty .....												
11.1	Medical Professional Liability — Occurrence .....												
11.2	Medical Professional Liability — Claims-Made .....												
12.	Earthquake .....												
13.1	Comprehensive (hospital and medical) ind (b) .....												
13.2	Comprehensive (hospital and medical) group (b) .....												
14.	Credit A&H (Group and Individual) .....												
15.1	Vision Only (b) .....												
15.2	Dental Only (b) .....												
15.3	Disability Income (b) .....												
15.4	Medicare Supplement (b) .....												
15.5	Medicaid Title XIX (b) .....												
15.6	Medicare Title XVIII (b) .....												
15.7	Long-Term Care (b) .....												
15.8	Federal Employees Health Benefits Plan (b) .....												
15.9	Other Health (b) .....												
16.	Workers' Compensation .....												
17.1	Other Liability—Occurrence .....	109,908	75,969		41,023		32,732	37,638		8,516	9,409	22,495	
17.2	Other Liability—Claims-Made .....												
17.3	Excess Workers' Compensation .....												
18.1	Products Liability — Occurrence .....												
18.2	Products Liability — Claims-Made .....												
19.1	Private Passenger Auto No-Fault (Personal Injury Protection) .....												
19.2	Other Private Passenger Auto Liability .....												
19.3	Commercial Auto No-Fault (Personal Injury Protection) .....												
19.4	Other Commercial Auto Liability .....	98,661	15,049		105,345		2,871	8,128		718	2,032	21,705	
21.1	Private Passenger Auto Physical Damage .....												
21.2	Commercial Auto Physical Damage .....	72,649	80,551		18,304	23,498	35,994	15,263	2,119	5,471	3,498	15,983	
22.	Aircraft (all perils) .....												
23.	Fidelity .....												
24.	Surety .....												
26.	Burglary and Theft .....												
27.	Boiler and Machinery .....	703	393		310		129	129				155	
28.	Credit .....												
29.	International .....												
30.	Warranty .....												
31.	Reins nonproportional assumed property .....	XXX	XXX	XXX	XXX	XXX	XXX	XXX	XXX	XXX	XXX	XXX	XXX
32.	Reins nonproportional assumed liability .....	XXX	XXX	XXX	XXX	XXX	XXX	XXX	XXX	XXX	XXX	XXX	XXX
33.	Reins nonproportional assumed financial lines .....	XXX	XXX	XXX	XXX	XXX	XXX	XXX	XXX	XXX	XXX	XXX	XXX
34.	Aggregate Write-Ins for Other Lines of Business .....												
35.	TOTAL (a) .....	305,125	188,104		176,989	23,498	76,100	66,389	2,119	14,943	15,240	65,442	
Details of Write-Ins													
3401.	.....												
3402.	.....												
3403.	.....												
3498.	Summary of remaining write-ins for Line 34 from overflow page .....												
3499.	Totals (Lines 3401 through 3403 plus 3498) (Line 34 above) .....												

(a) Finance and service charges not included in Lines 1 to 35 \$  
(b) For health business on indicated lines report: Number of persons insured under PPO managed care products and number of persons insured under indemnity only products .



EXHIBIT OF PREMIUMS AND LOSSES

BUSINESS IN THE STATE OF TEXAS DURING THE YEAR 2024

NAIC Group Code: 5020

NAIC Company Code: 16762

Line of Business		Gross Premiums, Including Policy and Membership Fees, Less Return Premiums and Premiums on Policies not Taken		3	4	5	6	7	8	9	10	11	12
		1	2	Dividends Paid or Credited to Policyholders on Direct Business	Direct Unearned Premium Reserves	Direct Losses Paid (deducting salvage)	Direct Losses Incurred	Direct Losses Unpaid	Direct Defense and Cost Containment Expense Paid	Direct Defense and Cost Containment Expense Incurred	Direct Defense and Cost Containment Expense Unpaid	Commissions and Brokerage Expenses	Taxes, Licenses and Fees
1.	Fire	513,570	269,230		283,622		82,001	84,721		4,316	4,459	99,487	
2.1	Allied Lines	513,570	269,230		283,622	2,529	84,531	84,721	934	5,250	4,459	99,487	
2.2	Multiple Peril Crop												
2.3	Federal Flood												
2.4	Private Crop												
2.5	Private Flood												
3.	Farmowners Multiple Peril												
4.	Homeowners Multiple Peril												
5.1	Commercial Multiple Peril (Non-Liability Portion)	1,164,138	537,341		709,128	28,629	196,830	174,163	3,719	14,198	10,792	237,886	
5.2	Commercial Multiple Peril (Liability Portion)	172,414	93,695		91,736		54,884	56,567	1,907	12,817	11,331	35,842	
6.	Mortgage Guaranty												
8.	Ocean Marine												
9.1	Inland marine												
9.2	Pet insurance plans												
10.	Financial Guaranty												
11.1	Medical Professional Liability — Occurrence												
11.2	Medical Professional Liability — Claims-Made												
12.	Earthquake												
13.1	Comprehensive (hospital and medical) ind (b)												
13.2	Comprehensive (hospital and medical) group (b)												
14.	Credit A&H (Group and Individual)												
15.1	Vision Only (b)												
15.2	Dental Only (b)												
15.3	Disability Income (b)												
15.4	Medicare Supplement (b)												
15.5	Medicaid Title XIX (b)												
15.6	Medicare Title XVIII (b)												
15.7	Long-Term Care (b)												
15.8	Federal Employees Health Benefits Plan (b)												
15.9	Other Health (b)												
16.	Workers' Compensation												
17.1	Other Liability—Occurrence	1,753,184	1,072,934		942,731	5,000	535,822	591,248	3,224	131,054	140,838	368,393	
17.2	Other Liability—Claims-Made												
17.3	Excess Workers' Compensation												
18.1	Products Liability — Occurrence												
18.2	Products Liability — Claims-Made												
19.1	Private Passenger Auto No-Fault (Personal Injury Protection)												
19.2	Other Private Passenger Auto Liability												
19.3	Commercial Auto No-Fault (Personal Injury Protection)	1,196	621		905		193	268		48	67	263	
19.4	Other Commercial Auto Liability	935,201	477,058		619,736	16,860	203,781	216,610	10,002	63,607	60,402	205,744	
21.1	Private Passenger Auto Physical Damage												
21.2	Commercial Auto Physical Damage	436,097	302,248		225,441	106,621	155,633	68,428	32,893	45,721	13,850	95,941	
22.	Aircraft (all perils)												
23.	Fidelity												
24.	Surety												
26.	Burglary and Theft												
27.	Boiler and Machinery	30,304	15,276		15,470		5,033	5,039				6,050	
28.	Credit												
29.	International												
30.	Warranty												
31.	Reins nonproportional assumed property	XXX	XXX	XXX	XXX	XXX	XXX	XXX	XXX	XXX	XXX	XXX	XXX
32.	Reins nonproportional assumed liability	XXX	XXX	XXX	XXX	XXX	XXX	XXX	XXX	XXX	XXX	XXX	XXX
33.	Reins nonproportional assumed financial lines	XXX	XXX	XXX	XXX	XXX	XXX	XXX	XXX	XXX	XXX	XXX	XXX
34.	Aggregate Write-Ins for Other Lines of Business												
35.	TOTAL (a)	5,519,674	3,037,633		3,172,391	159,639	1,318,708	1,281,765	52,679	277,011	246,198	1,149,093	
Details of Write-Ins													
3401.													
3402.													
3403.													
3498.	Summary of remaining write-ins for Line 34 from overflow page												
3499.	Totals (Lines 3401 through 3403 plus 3498) (Line 34 above)												

(a) Finance and service charges not included in Lines 1 to 35 \$  
(b) For health business on indicated lines report: Number of persons insured under PPO managed care products and number of persons insured under indemnity only products .



EXHIBIT OF PREMIUMS AND LOSSES

BUSINESS IN THE STATE OF UTAH DURING THE YEAR 2024

NAIC Group Code: 5020

NAIC Company Code: 16762

Line of Business		Gross Premiums, Including Policy and Membership Fees, Less Return Premiums and Premiums on Policies not Taken		3	4	5	6	7	8	9	10	11	12
		1	2	Dividends Paid or Credited to Policyholders on Direct Business	Direct Unearned Premium Reserves	Direct Losses Paid (deducting salvage)	Direct Losses Incurred	Direct Losses Unpaid	Direct Defense and Cost Containment Expense Paid	Direct Defense and Cost Containment Expense Incurred	Direct Defense and Cost Containment Expense Unpaid	Commissions and Brokerage Expenses	Taxes, Licenses and Fees
1.	Fire .....												
2.1	Allied Lines .....												
2.2	Multiple Peril Crop .....												
2.3	Federal Flood .....												
2.4	Private Crop .....												
2.5	Private Flood .....												
3.	Farmowners Multiple Peril .....												
4.	Homeowners Multiple Peril .....												
5.1	Commercial Multiple Peril (Non-Liability Portion) .....												
5.2	Commercial Multiple Peril (Liability Portion) .....												
6.	Mortgage Guaranty .....												
8.	Ocean Marine .....												
9.1	Inland marine .....												
9.2	Pet insurance plans .....												
10.	Financial Guaranty .....												
11.1	Medical Professional Liability — Occurrence .....												
11.2	Medical Professional Liability — Claims-Made .....												
12.	Earthquake .....												
13.1	Comprehensive (hospital and medical) ind (b) .....												
13.2	Comprehensive (hospital and medical) group (b) .....												
14.	Credit A&H (Group and Individual) .....												
15.1	Vision Only (b) .....												
15.2	Dental Only (b) .....												
15.3	Disability Income (b) .....												
15.4	Medicare Supplement (b) .....												
15.5	Medicaid Title XIX (b) .....												
15.6	Medicare Title XVIII (b) .....												
15.7	Long-Term Care (b) .....												
15.8	Federal Employees Health Benefits Plan (b) .....												
15.9	Other Health (b) .....												
16.	Workers' Compensation .....												
17.1	Other Liability—Occurrence .....												
17.2	Other Liability—Claims-Made .....												
17.3	Excess Workers' Compensation .....												
18.1	Products Liability — Occurrence .....												
18.2	Products Liability — Claims-Made .....												
19.1	Private Passenger Auto No-Fault (Personal Injury Protection) .....												
19.2	Other Private Passenger Auto Liability .....												
19.3	Commercial Auto No-Fault (Personal Injury Protection) .....												
19.4	Other Commercial Auto Liability .....												
21.1	Private Passenger Auto Physical Damage .....												
21.2	Commercial Auto Physical Damage .....												
22.	Aircraft (all perils) .....												
23.	Fidelity .....												
24.	Surety .....												
26.	Burglary and Theft .....												
27.	Boiler and Machinery .....												
28.	Credit .....												
29.	International .....												
30.	Warranty .....												
31.	Reins nonproportional assumed property .....	XXX	XXX	XXX	XXX	XXX	XXX	XXX	XXX	XXX	XXX	XXX	XXX
32.	Reins nonproportional assumed liability .....	XXX	XXX	XXX	XXX	XXX	XXX	XXX	XXX	XXX	XXX	XXX	XXX
33.	Reins nonproportional assumed financial lines .....	XXX	XXX	XXX	XXX	XXX	XXX	XXX	XXX	XXX	XXX	XXX	XXX
34.	Aggregate Write-Ins for Other Lines of Business .....												
35.	TOTAL (a) .....												
Details of Write-Ins													
3401.	.....												
3402.	.....												
3403.	.....												
3498.	Summary of remaining write-ins for Line 34 from overflow page .....												
3499.	Totals (Lines 3401 through 3403 plus 3498) (Line 34 above) .....												

NONE

(a) Finance and service charges not included in Lines 1 to 35 \$  
(b) For health business on indicated lines report: Number of persons insured under PPO managed care products and number of persons insured under indemnity only products .



EXHIBIT OF PREMIUMS AND LOSSES

BUSINESS IN THE STATE OF VERMONT DURING THE YEAR 2024

NAIC Group Code: 5020

NAIC Company Code: 16762

Line of Business		Gross Premiums, Including Policy and Membership Fees, Less Return Premiums and Premiums on Policies not Taken		3	4	5	6	7	8	9	10	11	12
		1	2	Dividends Paid or Credited to Policyholders on Direct Business	Direct Unearned Premium Reserves	Direct Losses Paid (deducting salvage)	Direct Losses Incurred	Direct Losses Unpaid	Direct Defense and Cost Containment Expense Paid	Direct Defense and Cost Containment Expense Incurred	Direct Defense and Cost Containment Expense Unpaid	Commissions and Brokerage Expenses	Taxes, Licenses and Fees
1.	Fire .....												
2.1	Allied Lines .....												
2.2	Multiple Peril Crop .....												
2.3	Federal Flood .....												
2.4	Private Crop .....												
2.5	Private Flood .....												
3.	Farmowners Multiple Peril .....												
4.	Homeowners Multiple Peril .....												
5.1	Commercial Multiple Peril (Non-Liability Portion) .....												
5.2	Commercial Multiple Peril (Liability Portion) .....												
6.	Mortgage Guaranty .....												
8.	Ocean Marine .....												
9.1	Inland marine .....												
9.2	Pet insurance plans .....												
10.	Financial Guaranty .....												
11.1	Medical Professional Liability — Occurrence .....												
11.2	Medical Professional Liability — Claims-Made .....												
12.	Earthquake .....												
13.1	Comprehensive (hospital and medical) ind (b) .....												
13.2	Comprehensive (hospital and medical) group (b) .....												
14.	Credit A&H (Group and Individual) .....												
15.1	Vision Only (b) .....												
15.2	Dental Only (b) .....												
15.3	Disability Income (b) .....												
15.4	Medicare Supplement (b) .....												
15.5	Medicaid Title XIX (b) .....												
15.6	Medicare Title XVIII (b) .....												
15.7	Long-Term Care (b) .....												
15.8	Federal Employees Health Benefits Plan (b) .....												
15.9	Other Health (b) .....												
16.	Workers' Compensation .....												
17.1	Other Liability—Occurrence .....												
17.2	Other Liability—Claims-Made .....												
17.3	Excess Workers' Compensation .....												
18.1	Products Liability — Occurrence .....												
18.2	Products Liability — Claims-Made .....												
19.1	Private Passenger Auto No-Fault (Personal Injury Protection) .....												
19.2	Other Private Passenger Auto Liability .....												
19.3	Commercial Auto No-Fault (Personal Injury Protection) .....												
19.4	Other Commercial Auto Liability .....												
21.1	Private Passenger Auto Physical Damage .....												
21.2	Commercial Auto Physical Damage .....												
22.	Aircraft (all perils) .....												
23.	Fidelity .....												
24.	Surety .....												
26.	Burglary and Theft .....												
27.	Boiler and Machinery .....												
28.	Credit .....												
29.	International .....												
30.	Warranty .....												
31.	Reins nonproportional assumed property .....	XXX	XXX	XXX	XXX	XXX	XXX	XXX	XXX	XXX	XXX	XXX	XXX
32.	Reins nonproportional assumed liability .....	XXX	XXX	XXX	XXX	XXX	XXX	XXX	XXX	XXX	XXX	XXX	XXX
33.	Reins nonproportional assumed financial lines .....	XXX	XXX	XXX	XXX	XXX	XXX	XXX	XXX	XXX	XXX	XXX	XXX
34.	Aggregate Write-Ins for Other Lines of Business .....												
35.	TOTAL (a) .....												
Details of Write-Ins													
3401.	.....												
3402.	.....												
3403.	.....												
3498.	Summary of remaining write-ins for Line 34 from overflow page .....												
3499.	Totals (Lines 3401 through 3403 plus 3498) (Line 34 above) .....												

NONE

(a) Finance and service charges not included in Lines 1 to 35 \$  
(b) For health business on indicated lines report: Number of persons insured under PPO managed care products and number of persons insured under indemnity only products .



EXHIBIT OF PREMIUMS AND LOSSES

BUSINESS IN THE STATE OF VIRGINIA DURING THE YEAR 2024

NAIC Group Code: 5020

NAIC Company Code: 16762

Line of Business		Gross Premiums, Including Policy and Membership Fees, Less Return Premiums and Premiums on Policies not Taken		3	4	5	6	7	8	9	10	11	12
		1 Direct Premiums Written	2 Direct Premiums Earned	Dividends Paid or Credited to Policyholders on Direct Business	Direct Unearned Premium Reserves	Direct Losses Paid (deducting salvage)	Direct Losses Incurred	Direct Losses Unpaid	Direct Defense and Cost Containment Expense Paid	Direct Defense and Cost Containment Expense Incurred	Direct Defense and Cost Containment Expense Unpaid	Commissions and Brokerage Expenses	Taxes, Licenses and Fees
1.	Fire .....	6,449	2,138		4,311		670	670		35	35	1,129	
2.1	Allied Lines .....	6,449	2,138		4,311		670	670		35	35	1,129	
2.2	Multiple Peril Crop .....												
2.3	Federal Flood .....												
2.4	Private Crop .....												
2.5	Private Flood .....												
3.	Farmowners Multiple Peril .....												
4.	Homeowners Multiple Peril .....												
5.1	Commercial Multiple Peril (Non-Liability Portion) .....												
5.2	Commercial Multiple Peril (Liability Portion) .....												
6.	Mortgage Guaranty .....												
8.	Ocean Marine .....												
9.1	Inland marine .....												
9.2	Pet insurance plans .....												
10.	Financial Guaranty .....												
11.1	Medical Professional Liability — Occurrence .....												
11.2	Medical Professional Liability — Claims-Made .....												
12.	Earthquake .....												
13.1	Comprehensive (hospital and medical) ind (b) .....												
13.2	Comprehensive (hospital and medical) group (b) .....												
14.	Credit A&H (Group and Individual) .....												
15.1	Vision Only (b) .....												
15.2	Dental Only (b) .....												
15.3	Disability Income (b) .....												
15.4	Medicare Supplement (b) .....												
15.5	Medicaid Title XIX (b) .....												
15.6	Medicare Title XVIII (b) .....												
15.7	Long-Term Care (b) .....												
15.8	Federal Employees Health Benefits Plan (b) .....												
15.9	Other Health (b) .....												
16.	Workers' Compensation .....												
17.1	Other Liability—Occurrence .....	69,775	24,846		52,342		10,419	11,842		2,605	2,961	15,351	
17.2	Other Liability—Claims-Made .....												
17.3	Excess Workers' Compensation .....												
18.1	Products Liability — Occurrence .....												
18.2	Products Liability — Claims-Made .....												
19.1	Private Passenger Auto No-Fault (Personal Injury Protection) .....												
19.2	Other Private Passenger Auto Liability .....												
19.3	Commercial Auto No-Fault (Personal Injury Protection) .....												
19.4	Other Commercial Auto Liability .....												
21.1	Private Passenger Auto Physical Damage .....												
21.2	Commercial Auto Physical Damage .....												
22.	Aircraft (all perils) .....												
23.	Fidelity .....												
24.	Surety .....												
26.	Burglary and Theft .....												
27.	Boiler and Machinery .....	653	216		437		72	72				114	
28.	Credit .....												
29.	International .....												
30.	Warranty .....												
31.	Reins nonproportional assumed property .....	XXX	XXX	XXX	XXX	XXX	XXX	XXX	XXX	XXX	XXX	XXX	XXX
32.	Reins nonproportional assumed liability .....	XXX	XXX	XXX	XXX	XXX	XXX	XXX	XXX	XXX	XXX	XXX	XXX
33.	Reins nonproportional assumed financial lines .....	XXX	XXX	XXX	XXX	XXX	XXX	XXX	XXX	XXX	XXX	XXX	XXX
34.	Aggregate Write-Ins for Other Lines of Business .....												
35.	TOTAL (a) .....	83,326	29,338		61,401		11,831	13,254		2,675	3,031	17,723	
Details of Write-Ins													
3401.	.....												
3402.	.....												
3403.	.....												
3498.	Summary of remaining write-ins for Line 34 from overflow page .....												
3499.	Totals (Lines 3401 through 3403 plus 3498) (Line 34 above) .....												

(a) Finance and service charges not included in Lines 1 to 35 \$  
(b) For health business on indicated lines report: Number of persons insured under PPO managed care products and number of persons insured under indemnity only products .



EXHIBIT OF PREMIUMS AND LOSSES

BUSINESS IN THE STATE OF WASHINGTON DURING THE YEAR 2024

NAIC Group Code: 5020

NAIC Company Code: 16762

Line of Business	Gross Premiums, Including Policy and Membership Fees, Less Return Premiums and Premiums on Policies not Taken		3	4	5	6	7	8	9	10	11	12
	1	2	Dividends Paid or Credited to Policyholders on Direct Business	Direct Unearned Premium Reserves	Direct Losses Paid (deducting salvage)	Direct Losses Incurred	Direct Losses Unpaid	Direct Defense and Cost Containment Expense Paid	Direct Defense and Cost Containment Expense Incurred	Direct Defense and Cost Containment Expense Unpaid	Commissions and Brokerage Expenses	Taxes, Licenses and Fees
	Direct Premiums Written	Direct Premiums Earned										
1. Fire												
2.1 Allied Lines												
2.2 Multiple Peril Crop												
2.3 Federal Flood												
2.4 Private Crop												
2.5 Private Flood												
3. Farmowners Multiple Peril												
4. Homeowners Multiple Peril												
5.1 Commercial Multiple Peril (Non-Liability Portion)												
5.2 Commercial Multiple Peril (Liability Portion)												
6. Mortgage Guaranty												
8. Ocean Marine												
9.1 Inland marine												
9.2 Pet insurance plans												
10. Financial Guaranty												
11.1 Medical Professional Liability — Occurrence												
11.2 Medical Professional Liability — Claims-Made												
12. Earthquake												
13.1 Comprehensive (hospital and medical) ind (b)												
13.2 Comprehensive (hospital and medical) group (b)												
14. Credit A&H (Group and Individual)												
15.1 Vision Only (b)												
15.2 Dental Only (b)												
15.3 Disability Income (b)												
15.4 Medicare Supplement (b)												
15.5 Medicaid Title XIX (b)												
15.6 Medicare Title XVIII (b)												
15.7 Long-Term Care (b)												
15.8 Federal Employees Health Benefits Plan (b)												
15.9 Other Health (b)												
16. Workers' Compensation												
17.1 Other Liability—Occurrence												
17.2 Other Liability—Claims-Made												
17.3 Excess Workers' Compensation												
18.1 Products Liability — Occurrence												
18.2 Products Liability — Claims-Made												
19.1 Private Passenger Auto No-Fault (Personal Injury Protection)												
19.2 Other Private Passenger Auto Liability												
19.3 Commercial Auto No-Fault (Personal Injury Protection)												
19.4 Other Commercial Auto Liability												
21.1 Private Passenger Auto Physical Damage												
21.2 Commercial Auto Physical Damage												
22. Aircraft (all perils)												
23. Fidelity												
24. Surety												
26. Burglary and Theft												
27. Boiler and Machinery												
28. Credit												
29. International												
30. Warranty												
31. Reins nonproportional assumed property	XXX	XXX	XXX	XXX	XXX	XXX	XXX	XXX	XXX	XXX	XXX	XXX
32. Reins nonproportional assumed liability	XXX	XXX	XXX	XXX	XXX	XXX	XXX	XXX	XXX	XXX	XXX	XXX
33. Reins nonproportional assumed financial lines	XXX	XXX	XXX	XXX	XXX	XXX	XXX	XXX	XXX	XXX	XXX	XXX
34. Aggregate Write-Ins for Other Lines of Business												
35. TOTAL (a)												
Details of Write-Ins												
3401.												
3402.												
3403.												
3498. Summary of remaining write-ins for Line 34 from overflow page												
3499. Totals (Lines 3401 through 3403 plus 3498) (Line 34 above)												

(a) Finance and service charges not included in Lines 1 to 35 \$  
(b) For health business on indicated lines report: Number of persons insured under PPO managed care products and number of persons insured under indemnity only products .





EXHIBIT OF PREMIUMS AND LOSSES

BUSINESS IN THE STATE OF WEST VIRGINIA DURING THE YEAR 2024

NAIC Group Code: 5020

NAIC Company Code: 16762

Line of Business		Gross Premiums, Including Policy and Membership Fees, Less Return Premiums and Premiums on Policies not Taken		3	4	5	6	7	8	9	10	11	12
		1	2	Dividends Paid or Credited to Policyholders on Direct Business	Direct Unearned Premium Reserves	Direct Losses Paid (deducting salvage)	Direct Losses Incurred	Direct Losses Unpaid	Direct Defense and Cost Containment Expense Paid	Direct Defense and Cost Containment Expense Incurred	Direct Defense and Cost Containment Expense Unpaid	Commissions and Brokerage Expenses	Taxes, Licenses and Fees
1.	Fire .....												
2.1	Allied Lines .....												
2.2	Multiple Peril Crop .....												
2.3	Federal Flood .....												
2.4	Private Crop .....												
2.5	Private Flood .....												
3.	Farmowners Multiple Peril .....												
4.	Homeowners Multiple Peril .....												
5.1	Commercial Multiple Peril (Non-Liability Portion) .....												
5.2	Commercial Multiple Peril (Liability Portion) .....												
6.	Mortgage Guaranty .....												
8.	Ocean Marine .....												
9.1	Inland marine .....												
9.2	Pet insurance plans .....												
10.	Financial Guaranty .....												
11.1	Medical Professional Liability — Occurrence .....												
11.2	Medical Professional Liability — Claims-Made .....												
12.	Earthquake .....												
13.1	Comprehensive (hospital and medical) ind (b) .....												
13.2	Comprehensive (hospital and medical) group (b) .....												
14.	Credit A&H (Group and Individual) .....												
15.1	Vision Only (b) .....												
15.2	Dental Only (b) .....												
15.3	Disability Income (b) .....												
15.4	Medicare Supplement (b) .....												
15.5	Medicaid Title XIX (b) .....												
15.6	Medicare Title XVIII (b) .....												
15.7	Long-Term Care (b) .....												
15.8	Federal Employees Health Benefits Plan (b) .....												
15.9	Other Health (b) .....												
16.	Workers' Compensation .....												
17.1	Other Liability—Occurrence .....												
17.2	Other Liability—Claims-Made .....												
17.3	Excess Workers' Compensation .....												
18.1	Products Liability — Occurrence .....												
18.2	Products Liability — Claims-Made .....												
19.1	Private Passenger Auto No-Fault (Personal Injury Protection) .....												
19.2	Other Private Passenger Auto Liability .....												
19.3	Commercial Auto No-Fault (Personal Injury Protection) .....												
19.4	Other Commercial Auto Liability .....												
21.1	Private Passenger Auto Physical Damage .....												
21.2	Commercial Auto Physical Damage .....												
22.	Aircraft (all perils) .....												
23.	Fidelity .....												
24.	Surety .....												
26.	Burglary and Theft .....												
27.	Boiler and Machinery .....												
28.	Credit .....												
29.	International .....												
30.	Warranty .....												
31.	Reins nonproportional assumed property .....	XXX	XXX	XXX	XXX	XXX	XXX	XXX	XXX	XXX	XXX	XXX	XXX
32.	Reins nonproportional assumed liability .....	XXX	XXX	XXX	XXX	XXX	XXX	XXX	XXX	XXX	XXX	XXX	XXX
33.	Reins nonproportional assumed financial lines .....	XXX	XXX	XXX	XXX	XXX	XXX	XXX	XXX	XXX	XXX	XXX	XXX
34.	Aggregate Write-Ins for Other Lines of Business .....												
35.	TOTAL (a) .....												
Details of Write-Ins													
3401.	.....												
3402.	.....												
3403.	.....												
3498.	Summary of remaining write-ins for Line 34 from overflow page .....												
3499.	Totals (Lines 3401 through 3403 plus 3498) (Line 34 above) .....												

(a) Finance and service charges not included in Lines 1 to 35 \$  
(b) For health business on indicated lines report: Number of persons insured under PPO managed care products and number of persons insured under indemnity only products .



EXHIBIT OF PREMIUMS AND LOSSES

BUSINESS IN THE STATE OF WISCONSIN DURING THE YEAR 2024

NAIC Group Code: 5020

NAIC Company Code: 16762

Line of Business		Gross Premiums, Including Policy and Membership Fees, Less Return Premiums and Premiums on Policies not Taken		3	4	5	6	7	8	9	10	11	12
		1	2	Dividends Paid or Credited to Policyholders on Direct Business	Direct Unearned Premium Reserves	Direct Losses Paid (deducting salvage)	Direct Losses Incurred	Direct Losses Unpaid	Direct Defense and Cost Containment Expense Paid	Direct Defense and Cost Containment Expense Incurred	Direct Defense and Cost Containment Expense Unpaid	Commissions and Brokerage Expenses	Taxes, Licenses and Fees
1.	Fire .....		3,200				620	1,063		33	56		
2.1	Allied Lines .....		3,200				620	1,063		33	56		
2.2	Multiple Peril Crop .....												
2.3	Federal Flood .....												
2.4	Private Crop .....												
2.5	Private Flood .....												
3.	Farmowners Multiple Peril .....												
4.	Homeowners Multiple Peril .....												
5.1	Commercial Multiple Peril (Non-Liability Portion) .....	2,315	2,253		1,839		962	863		50	45	509	49
5.2	Commercial Multiple Peril (Liability Portion) .....	500	490		397		515	468		129	117	110	11
6.	Mortgage Guaranty .....												
8.	Ocean Marine .....												
9.1	Inland marine .....												
9.2	Pet insurance plans .....												
10.	Financial Guaranty .....												
11.1	Medical Professional Liability — Occurrence .....												
11.2	Medical Professional Liability — Claims-Made .....												
12.	Earthquake .....												
13.1	Comprehensive (hospital and medical) ind (b) .....												
13.2	Comprehensive (hospital and medical) group (b) .....												
14.	Credit A&H (Group and Individual) .....												
15.1	Vision Only (b) .....												
15.2	Dental Only (b) .....												
15.3	Disability Income (b) .....												
15.4	Medicare Supplement (b) .....												
15.5	Medicaid Title XIX (b) .....												
15.6	Medicare Title XVIII (b) .....												
15.7	Long-Term Care (b) .....												
15.8	Federal Employees Health Benefits Plan (b) .....												
15.9	Other Health (b) .....												
16.	Workers' Compensation .....												
17.1	Other Liability—Occurrence .....	2,784	2,627		2,662		1,227	1,295		317	324	545	59
17.2	Other Liability—Claims-Made .....												
17.3	Excess Workers' Compensation .....												
18.1	Products Liability — Occurrence .....												
18.2	Products Liability — Claims-Made .....												
19.1	Private Passenger Auto No-Fault (Personal Injury Protection) .....												
19.2	Other Private Passenger Auto Liability .....												
19.3	Commercial Auto No-Fault (Personal Injury Protection) .....												
19.4	Other Commercial Auto Liability .....												
21.1	Private Passenger Auto Physical Damage .....												
21.2	Commercial Auto Physical Damage .....												
22.	Aircraft (all perils) .....												
23.	Fidelity .....												
24.	Surety .....												
26.	Burglary and Theft .....												
27.	Boiler and Machinery .....												
28.	Credit .....												
29.	International .....												
30.	Warranty .....												
31.	Reins nonproportional assumed property .....	XXX	XXX	XXX	XXX	XXX	XXX	XXX	XXX	XXX	XXX	XXX	XXX
32.	Reins nonproportional assumed liability .....	XXX	XXX	XXX	XXX	XXX	XXX	XXX	XXX	XXX	XXX	XXX	XXX
33.	Reins nonproportional assumed financial lines .....	XXX	XXX	XXX	XXX	XXX	XXX	XXX	XXX	XXX	XXX	XXX	XXX
34.	Aggregate Write-Ins for Other Lines of Business .....												
35.	TOTAL (a) .....	5,599	11,770		4,898		3,944	4,752		562	598	1,164	119
Details of Write-Ins													
3401.	.....												
3402.	.....												
3403.	.....												
3498.	Summary of remaining write-ins for Line 34 from overflow page .....												
3499.	Totals (Lines 3401 through 3403 plus 3498) (Line 34 above) .....												

(a) Finance and service charges not included in Lines 1 to 35 \$  
(b) For health business on indicated lines report: Number of persons insured under PPO managed care products and number of persons insured under indemnity only products .



EXHIBIT OF PREMIUMS AND LOSSES

BUSINESS IN THE STATE OF WYOMING DURING THE YEAR 2024

NAIC Group Code: 5020

NAIC Company Code: 16762

Line of Business		Gross Premiums, Including Policy and Membership Fees, Less Return Premiums and Premiums on Policies not Taken		3	4	5	6	7	8	9	10	11	12
		1	2	Dividends Paid or Credited to Policyholders on Direct Business	Direct Unearned Premium Reserves	Direct Losses Paid (deducting salvage)	Direct Losses Incurred	Direct Losses Unpaid	Direct Defense and Cost Containment Expense Paid	Direct Defense and Cost Containment Expense Incurred	Direct Defense and Cost Containment Expense Unpaid	Commissions and Brokerage Expenses	Taxes, Licenses and Fees
1.	Fire .....	1,582	1,331		251	136,668	137,085	417	6,776	6,798	22	348	
2.1	Allied Lines .....	1,582	1,331		251		417	417		22	22	348	
2.2	Multiple Peril Crop .....												
2.3	Federal Flood .....												
2.4	Private Crop .....												
2.5	Private Flood .....												
3.	Farmowners Multiple Peril .....												
4.	Homeowners Multiple Peril .....												
5.1	Commercial Multiple Peril (Non-Liability Portion) .....						(29)			(2)			
5.2	Commercial Multiple Peril (Liability Portion) .....						9	24		2	6		
6.	Mortgage Guaranty .....												
8.	Ocean Marine .....												
9.1	Inland marine .....												
9.2	Pet insurance plans .....												
10.	Financial Guaranty .....												
11.1	Medical Professional Liability — Occurrence .....												
11.2	Medical Professional Liability — Claims-Made .....												
12.	Earthquake .....												
13.1	Comprehensive (hospital and medical) ind (b) .....												
13.2	Comprehensive (hospital and medical) group (b) .....												
14.	Credit A&H (Group and Individual) .....												
15.1	Vision Only (b) .....												
15.2	Dental Only (b) .....												
15.3	Disability Income (b) .....												
15.4	Medicare Supplement (b) .....												
15.5	Medicaid Title XIX (b) .....												
15.6	Medicare Title XVIII (b) .....												
15.7	Long-Term Care (b) .....												
15.8	Federal Employees Health Benefits Plan (b) .....												
15.9	Other Health (b) .....												
16.	Workers' Compensation .....												
17.1	Other Liability—Occurrence .....	28,847	7,059		21,788		3,177	3,177		794	794	6,346	
17.2	Other Liability—Claims-Made .....												
17.3	Excess Workers' Compensation .....												
18.1	Products Liability — Occurrence .....												
18.2	Products Liability — Claims-Made .....												
19.1	Private Passenger Auto No-Fault (Personal Injury Protection) .....												
19.2	Other Private Passenger Auto Liability .....												
19.3	Commercial Auto No-Fault (Personal Injury Protection) .....												
19.4	Other Commercial Auto Liability .....												
21.1	Private Passenger Auto Physical Damage .....												
21.2	Commercial Auto Physical Damage .....												
22.	Aircraft (all perils) .....												
23.	Fidelity .....												
24.	Surety .....												
26.	Burglary and Theft .....												
27.	Boiler and Machinery .....	85	71		14		23	23				19	
28.	Credit .....												
29.	International .....												
30.	Warranty .....												
31.	Reins nonproportional assumed property .....	XXX	XXX	XXX	XXX	XXX	XXX	XXX	XXX	XXX	XXX	XXX	XXX
32.	Reins nonproportional assumed liability .....	XXX	XXX	XXX	XXX	XXX	XXX	XXX	XXX	XXX	XXX	XXX	XXX
33.	Reins nonproportional assumed financial lines .....	XXX	XXX	XXX	XXX	XXX	XXX	XXX	XXX	XXX	XXX	XXX	XXX
34.	Aggregate Write-Ins for Other Lines of Business .....												
35.	TOTAL (a) .....	32,096	9,792		22,304	136,668	140,682	4,058	6,776	7,614	844	7,061	
Details of Write-Ins													
3401.	.....												
3402.	.....												
3403.	.....												
3498.	Summary of remaining write-ins for Line 34 from overflow page .....												
3499.	Totals (Lines 3401 through 3403 plus 3498) (Line 34 above) .....												

(a) Finance and service charges not included in Lines 1 to 35 \$  
(b) For health business on indicated lines report: Number of persons insured under PPO managed care products and number of persons insured under indemnity only products .



EXHIBIT OF PREMIUMS AND LOSSES

GRAND TOTAL DURING THE YEAR 2024

NAIC Group Code: 5020

NAIC Company Code: 16762

Line of Business		Gross Premiums, Including Policy and Membership Fees, Less Return Premiums and Premiums on Policies not Taken		3	4	5	6	7	8	9	10	11	12
		1	2	Dividends Paid or Credited to Policyholders on Direct Business	Direct Unearned Premium Reserves	Direct Losses Paid (deducting salvage)	Direct Losses Incurred	Direct Losses Unpaid	Direct Defense and Cost Containment Expense Paid	Direct Defense and Cost Containment Expense Incurred	Direct Defense and Cost Containment Expense Unpaid	Commissions and Brokerage Expenses	Taxes, Licenses and Fees
1.	Fire .....	3,102,325	2,392,319		1,651,146	219,841	690,677	805,596	11,183	38,010	42,398	613,569	634
2.1	Allied Lines .....	3,102,560	2,392,555		1,651,146	206,355	742,026	798,153	15,396	49,726	48,134	613,621	634
2.2	Multiple Peril Crop .....												
2.3	Federal Flood .....												
2.4	Private Crop .....												
2.5	Private Flood .....												
3.	Farmowners Multiple Peril .....												
4.	Homeowners Multiple Peril .....												
5.1	Commercial Multiple Peril (Non-Liability Portion) .....	12,614,407	7,360,335		7,834,555	2,055,088	3,058,710	2,656,657	120,805	267,526	188,783	2,533,328	1,785
5.2	Commercial Multiple Peril (Liability Portion) .....	2,809,754	1,728,225		1,720,399	560	710,039	1,124,639	36,027	234,368	297,587	568,251	316
6.	Mortgage Guaranty .....												
8.	Ocean Marine .....												
9.1	Inland marine .....												
9.2	Pet insurance plans .....												
10.	Financial Guaranty .....												
11.1	Medical Professional Liability — Occurrence .....												
11.2	Medical Professional Liability — Claims-Made .....												
12.	Earthquake .....												
13.1	Comprehensive (hospital and medical) ind (b) .....												
13.2	Comprehensive (hospital and medical) group (b) .....												
14.	Credit A&H (Group and Individual) .....												
15.1	Vision Only (b) .....												
15.2	Dental Only (b) .....												
15.3	Disability Income (b) .....												
15.4	Medicare Supplement (b) .....												
15.5	Medicaid Title XIX (b) .....												
15.6	Medicare Title XVIII (b) .....												
15.7	Long-Term Care (b) .....												
15.8	Federal Employees Health Benefits Plan (b) .....												
15.9	Other Health (b) .....												
16.	Workers' Compensation .....												
17.1	Other Liability—Occurrence .....	17,093,737	13,792,005		7,962,526	459,279	6,756,161	7,764,924	122,752	1,767,302	1,966,952	3,361,788	7,860
17.2	Other Liability—Claims-Made .....												
17.3	Excess Workers' Compensation .....												
18.1	Products Liability — Occurrence .....												
18.2	Products Liability — Claims-Made .....												
19.1	Private Passenger Auto No-Fault (Personal Injury Protection) .....												
19.2	Other Private Passenger Auto Liability .....												
19.3	Commercial Auto No-Fault (Personal Injury Protection) .....	57,762	36,243		33,076	21,036	38,216	20,716	7,550	13,852	6,301	12,550	19
19.4	Other Commercial Auto Liability .....	7,708,333	4,768,555		4,360,989	300,431	2,181,581	2,175,727	69,574	559,519	563,848	1,672,462	1,969
21.1	Private Passenger Auto Physical Damage .....												
21.2	Commercial Auto Physical Damage .....	2,117,276	1,723,923		1,032,053	475,037	733,382	395,581	94,781	166,491	78,464	462,427	660
22.	Aircraft (all perils) .....												
23.	Fidelity .....												
24.	Surety .....												
26.	Burglary and Theft .....												
27.	Boiler and Machinery .....	281,440	132,619		163,365		43,467	43,779				55,857	51
28.	Credit .....												
29.	International .....												
30.	Warranty .....												
31.	Reins nonproportional assumed property .....	XXX	XXX	XXX	XXX	XXX	XXX	XXX	XXX	XXX	XXX	XXX	XXX
32.	Reins nonproportional assumed liability .....	XXX	XXX	XXX	XXX	XXX	XXX	XXX	XXX	XXX	XXX	XXX	XXX
33.	Reins nonproportional assumed financial lines .....	XXX	XXX	XXX	XXX	XXX	XXX	XXX	XXX	XXX	XXX	XXX	XXX
34.	Aggregate Write-Ins for Other Lines of Business .....												
35.	TOTAL (a) .....	48,887,594	34,326,779		26,409,255	3,737,627	14,954,259	15,785,772	478,068	3,096,794	3,192,467	9,893,853	13,928
Details of Write-Ins													
3401.	.....												
3402.	.....												
3403.	.....												
3498.	Summary of remaining write-ins for Line 34 from overflow page .....												
3499.	Totals (Lines 3401 through 3403 plus 3498) (Line 34 above) .....												

(a) Finance and service charges not included in Lines 1 to 35 \$  
(b) For health business on indicated lines report: Number of persons insured under PPO managed care products and number of persons insured under indemnity only products .

(20) Schedule F - Part 1 (\$000's Omitted)

**NONE**

(21) Schedule F - Part 2

**NONE**

SCHEDULE F - PART 3

Ceded Reinsurance as of December 31, Current Year (\$000 Omitted)

1	2	3	4	5	6	Reinsurance Recoverable On									16	Reinsurance Payable		19	20
						7	8	9	10	11	12	13	14	15		17	18		
ID Number	NAIC Company Code	Name of Reinsurer	Domiciliary Jurisdiction	Special Code	Reinsurance Premiums Ceded	Paid Losses	Paid LAE	Known Case Loss Reserves	Known Case LAE Reserves	IBNR Loss Reserves	IBNR LAE Reserves	Unearned Premiums	Contingent Commissions	Cols. 7 through 14 Totals	Amount in Dispute Included in Column 15	Ceded Balances Payable	Other Amounts Due to Reinsurers	Net Amount Recoverable From Reinsurers Cols. 15- [17+18]	Funds Held by Company Under Reinsurance Treaties
Total Authorized, Affiliates, U.S. Intercompany Pooling																			
35-1372324	32867	UNIVERSAL FIRE & CASUALTY INSURNACE CO	IN		48,888			1,487	477	14,299	2,717	26,409		45,389				45,389	
0199999 – Total Authorized, Affiliates, U.S. Intercompany Pooling					48,888			1,487	477	14,299	2,717	26,409		45,389				45,389	
0499999 – Total Authorized, Affiliates, U.S. Non-Pool, Total																			
0899999 – Total Authorized, Affiliates, Total Authorized - Affiliates					48,888			1,487	477	14,299	2,717	26,409		45,389				45,389	
1499999 – Total Authorized Excluding Protected Cells					48,888			1,487	477	14,299	2,717	26,409		45,389				45,389	
5799999 – Total Authorized, Unauthorized, Reciprocal Jurisdiction and Certified Excluding Protected Cells					48,888			1,487	477	14,299	2,717	26,409		45,389				45,389	
9999999 – Totals					48,888			1,487	477	14,299	2,717	26,409		45,389				45,389	

SCHEDULE F - PART 3 (CONTINUED)  
Ceded Reinsurance as of December 31, Current Year (\$000 Omitted)  
(Credit Risk)

1	2	Collateral				25	26	27	Ceded Reinsurance Credit Risk								
		21	22	23	24				28	29	30	31	32	33	34	35	36
ID Number From Col. 1	Name of Reinsurer From Col. 3	Multiple Beneficiary Trusts	Letters of Credit	Issuing or Confirming Bank Reference Number	Single Beneficiary Trusts & Other Allowable Collateral	Total Funds Held, Payables & Collateral	Net Recoverable Net of Funds Held & Collateral	Applicable Sch. F Penalty (Col. 78)	Total Amount Recoverable From Reinsurers Less Penalty (Cols. 15 – 27)	Stressed Recoverable (Col. 28*120%)	Reinsurance Payable & Funds Held (Cols. 17+18+20; but not in excess of Col. 29)	Stressed Net Recoverable (Cols. 29 – 30)	Total Collateral (Cols. 21 + 22 + 24, not in Excess of Col. 31)	Stressed Net Recoverable Net of Collateral Offsets (Cols. 31 – 32)	Reinsurer Designation Equivalent	Credit Risk on Collateralized Recoverables (Col. 32 * Factor Applicable to Reinsurer Designation Equivalent in Col. 34)	Credit Risk on Un-collateralized Recoverables (Col. 33 * Factor Applicable to Reinsurer Designation Equivalent in Col. 34)
Total Authorized, Affiliates, U.S. Intercompany Pooling																	
35-1372324	UNIVERSAL FIRE & CASUALTY INSURNACE CO						45,389	–	XXX	XXX	XXX	XXX	XXX	XXX	XXX	XXX	XXX
0199999 – Total Authorized, Affiliates, U.S. Intercompany Pooling				XXX			45,389	–	XXX	XXX	XXX	XXX	XXX	XXX	XXX	XXX	XXX
0499999 – Total Authorized, Affiliates, U.S. Non-Pool, Total				XXX					XXX	XXX	XXX	XXX	XXX	XXX	XXX	XXX	XXX
0899999 – Total Authorized, Affiliates, Total Authorized - Affiliates				XXX			45,389	–							XXX		
1499999 – Total Authorized Excluding Protected Cells				XXX			45,389	–							XXX		
5799999 – Total Authorized, Unauthorized, Reciprocal Jurisdiction and Certified Excluding Protected Cells				XXX			45,389	–							XXX		
9999999 – Totals				XXX			45,389	–							XXX		

SCHEDULE F - PART 3 (CONTINUED)

Ceded Reinsurance as of December 31, Current Year (\$000 Omitted)  
(Aging of Ceded Reinsurance)

1	2	Reinsurance Recoverable on Paid Losses and Paid Loss Adjustment Expenses							44	45	46	47	48	49	50	51	52	53
		37	38	39	40	41	42	43										
ID Number From Col. 1	Name of Reinsurer From Col. 3	Current	Overdue 1 - 29 Days	Overdue 30 - 90 Days	Overdue 91 - 120 Days	Overdue Over 120 Days	Overdue Total Overdue Cols. 38 + 39 + 40 + 41	Total Due Cols. 37 + 42 (In total should equal Cols. 7 + 8)	Total Recoverable on Paid Losses & LAE Amounts in Dispute Included in Col. 43	Recoverable on Paid Losses & LAE Over 90 Days Past Due Amounts in Dispute Included in Cols. 40 & 41	Total Recoverable on Paid Losses & LAE Amounts Not in Dispute (Cols 43 – 44)	Recoverable on Paid Losses & LAE Over 90 Days Past Due Amounts Not in Dispute (Cols. 40 + 41 – 45)	Amounts Received Prior 90 Days	Percentage Overdue Col. 42/Col. 43	Percentage of Amounts More Than 90 Days Overdue Not in Dispute (Col. 47/[Cols. 46 + 48])	Percentage More Than 120 Days Overdue (Col. 41/Col. 43)	Is the Amount in Col. 50 Less Than 20%? (Yes or No)	Amounts in Col. 47 for Reinsurers with Values Less Than 20% in Col. 50
Total Authorized, Affiliates, U.S. Intercompany Pooling																		
35-1372324	UNIVERSAL FIRE & CASUALTY INSURNACE CO												–			–	YES	–
0199999 – Total Authorized, Affiliates, U.S. Intercompany Pooling													–		–	–	XXX	–
0499999 – Total Authorized, Affiliates, U.S. Non-Pool, Total														–	–	–	XXX	
1499999 – Total Authorized Excluding Protected Cells													–		–	–	XXX	–
5799999 – Total Authorized, Unauthorized, Reciprocal Jurisdiction and Certified Excluding Protected Cells													–		–	–	XXX	–
9999999 – Totals													–		–	–	XXX	



SCHEDULE F - PART 3 (CONTINUED)

Ceded Reinsurance as of December 31, Current Year (\$000 Omitted)  
(Provision for Reinsurance for Certified Reinsurers)

1	2	Provision for Certified Reinsurance														Complete if Col. 52 = "No"; Otherwise Enter 0			69
		54	55	56	57	58	59	60	61	62	63	64	65	66	67	68			
		Certified Reinsurer Rating (1 through 6)	Effective Date of Certified Reinsurer Rating	Percent Collateral Required for Full Credit (0% through 100%)	Catastrophe Recoverables Qualifying for Collateral Deferral	Net Recoverables Subject to Collateral Requirements for Full Credit (Col. 19 – Col. 57)	Dollar Amount of Collateral Required (Col. 56 * Col. 58)	Percent of Collateral Provided for Net Recoverables Subject to Collateral Requirements [(Col. 20 + Col. 21 + Col. 22 + Col.24] / Col. 58)	Percent Credit Allowed on Net Recoverables Subject to Collateral Requirements (Col. 60 / Col. 56, not to exceed 100%)	20% of Recoverable on Paid Losses & LAE Over 90 Days Past Due Amounts in Dispute (Col. 45 * 20%)	Amount of Credit Allowed for Net Recoverables (Col. 57 +[Col. 58 * Col. 61])	Provision for Reinsurance with Certified Reinsurers Due to Collateral Deficiency (Col. 19 – Col. 63)	20% of Recoverable on Paid Losses & LAE Over 90 Days Past Due Amounts Not in Dispute (Col. 47 * 20%)	Total Collateral Provided (Col. 20 + Col. 21 + Col. 22 + Col.24; not to Exceed Col. 63)	Net Unsecured Recoverable for Which Credit is Allowed (Col. 63-Col. 66)	20% of Amount in Col. 67			
ID Number From Col. 1	Name of Reinsurer From Col. 3																Provision for Overdue Reinsurance Ceded to Certified Reinsurers (Greater of [Col. 62 + Col. 65] or Col.68; not to Exceed Col. 63)		
Total Authorized, Affiliates, U.S. Intercompany Pooling																			
35-1372324	UNIVERSAL FIRE & CASUALTY INSURNACE CO	XXX	XXX	XXX	XXX	XXX	XXX	XXX	XXX	XXX	XXX	XXX	XXX	XXX	XXX	XXX	XXX		
0199999 – Total Authorized, Affiliates, U.S. Intercompany Pooling		XXX	XXX	XXX	XXX	XXX	XXX	XXX	XXX	XXX	XXX	XXX	XXX	XXX	XXX	XXX	XXX		
0499999 – Total Authorized, Affiliates, U.S. Non-Pool, Total		XXX	XXX	XXX	XXX	XXX	XXX	XXX	XXX	XXX	XXX	XXX	XXX	XXX	XXX	XXX	XXX		
1499999 – Total Authorized Excluding Protected Cells		XXX	XXX	XXX	XXX	XXX	XXX	XXX	XXX	XXX	XXX	XXX	XXX	XXX	XXX	XXX	XXX		
5799999 – Total Authorized, Unauthorized, Reciprocal Jurisdiction and Certified Excluding Protected Cells		XXX	XXX	XXX				XXX	XXX										
9999999 – Totals		XXX	XXX	XXX				XXX	XXX										

SCHEDULE F - PART 3 (CONTINUED)

Ceded Reinsurance as of December 31, Current Year (\$000 Omitted)  
(Total Provision for Reinsurance)

1	2	70	Provision for Unauthorized Reinsurance		Provision for Overdue Authorized and Reciprocal Jurisdiction Reinsurance		Total Provision for Reinsurance			
			71	72	73	74	75	76	77	78
		20% of Recoverable on Paid Losses & LAE Over 90 Days Past Due Amounts Not in Dispute (Col. 47 * 20%)	Provision for Reinsurance with Unauthorized Reinsurers Due to Collateral Deficiency (Col. 26)	Provision for Overdue Reinsurance from Unauthorized Reinsurers and Amounts in Dispute (Col. 70 + 20% of the Amount in Col. 16)	Complete if Col. 52 = "Yes"; Otherwise Enter 0  20% of Recoverable on Paid Losses & LAE Over 90 Days Past Due Amounts Not in Dispute + 20% of Amounts in Dispute ([Col. 47 * 20%] + [Col. 45 * 20%])	Complete if Col. 52 = "No"; Otherwise Enter 0  Greater of 20% of Net Recoverable Net of Funds Held & Collateral, or 20% of Recoverable on Paid Losses & LAE Over 90 Days Past Due (Greater of Col 26 * 20% or [Cols. 40 + 41] * 20%)	Provision for Amounts Ceded to Authorized and Reciprocal Jurisdiction Reinsurers (Cols. 73 + 74)	Provision for Amounts Ceded to Unauthorized Reinsurers (Cols. 71 + 72 Not in Excess of Col. 15)	Provision for Amounts Ceded to Certified Reinsurers (Cols. 64 + 69)	Total Provision for Reinsurance (Cols. 75 + 76 + 77)
ID Number From Col. 1	Name of Reinsurer From Col. 3									
Total Authorized, Affiliates, U.S. Intercompany Pooling										
.....35-1372324.....	UNIVERSAL FIRE & CASUALTY INSURNACE CO .....	.....–.....	.....XXX.....	.....XXX.....	.....–.....	.....–.....	.....–.....	.....XXX.....	.....XXX.....	.....–.....
0199999 – Total Authorized, Affiliates, U.S. Intercompany Pooling .....		.....–.....	.....XXX.....	.....XXX.....	.....–.....	.....–.....	.....–.....	.....XXX.....	.....XXX.....	.....–.....
1499999 – Total Authorized Excluding Protected Cells .....		.....–.....	.....XXX.....	.....XXX.....	.....–.....	.....–.....	.....–.....	.....XXX.....	.....XXX.....	.....–.....
5799999 – Total Authorized, Unauthorized, Reciprocal Jurisdiction and Certified Excluding Protected Cells .....		.....–.....	.....	.....	.....–.....	.....–.....	.....–.....	.....	.....	.....–.....
9999999 – Totals .....		.....–.....	.....	.....	.....–.....	.....–.....	.....–.....	.....	.....	.....–.....

(27) Schedule F - Part 4 - Issuing or Confirming Banks for Letters of Credit from Schedule F, Part 3 (\$000's Omitted)

**NONE**

(28) Schedule F - Part 5A (\$000's Omitted)

**NONE**

(28) Schedule F - Part 5B (\$000's Omitted)

**NONE**

SCHEDULE F - PART 6

Restatement of Balance Sheet to Identify Net Credit for Reinsurance

	1	2	3
	As Reported (Net of Ceded)	Restatement Adjustments	Restated (Gross of Ceded)
ASSETS (Page 2, Col. 3)			
1. Cash and invested assets (Line 12)	49,557,846		49,557,846
2. Premiums and considerations (Line 15)			
3. Reinsurance recoverable on loss and loss adjustment expense payments (Line 16.1)			
4. Funds held by or deposited with reinsured companies (Line 16.2)			
5. Other assets	296,179		296,179
6. Net amount recoverable from reinsurers		45,387,497	45,387,497
7. Protected cell assets (Line 27)			
8. Totals (Line 28)	49,854,025	45,387,497	95,241,522
LIABILITIES (Page 3)			
9. Losses and loss adjustment expenses (Lines 1 through 3)	–	18,978,243	18,978,243
10. Taxes, expenses, and other obligations (Lines 4 through 8)	110,093		110,093
11. Unearned premiums (Line 9)		26,409,254	26,409,254
12. Advance premiums (Line 10)			
13. Dividends declared and unpaid (Line 11.1 and 11.2)			
14. Ceded reinsurance premiums payable (net of ceding commissions) (Line 12)			
15. Funds held by company under reinsurance treaties (Line 13)			
16. Amounts withheld or retained by company for account of others (Line 14)			
17. Provision for reinsurance (Line 16)			
18. Other liabilities	489,308		489,308
19. Total liabilities excluding protected cell business (Line 26)	599,401	45,387,497	45,986,898
20. Protected cell liabilities (Line 27)			
21. Surplus as regards policyholders (Line 37)	49,254,624	XXX	49,254,624
22. Totals (Line 38)	49,854,025	45,387,497	95,241,522

NOTE: Is the restatement of this exhibit the result of grossing up balances ceded to affiliates under 100 percent reinsurance or pooling arrangements? YES  
If yes, give full explanation: 100% Pooling

(30) Schedule H - Part 1

**NONE**

(30) Write-Ins for Line 11 - Deductions

**NONE**

(31) Schedule H - Part 2 - Reserves and Liabilities

**NONE**

(31) Schedule H - Part 3 - Test of Prior Year's Claim Reserves and Liabilities

**NONE**

(31) Schedule H - Part 4 - Reinsurance

**NONE**

(32) Schedule H - Part 5

**NONE**

(35) Schedule P - Part 1A - Columns 1 to 12 (\$000's Omitted)

NONE

(35) Schedule P - Part 1A - Columns 13 to 25 (\$000's Omitted)

NONE

(35) Schedule P - Part 1A - Columns 26 to 36 (\$000's Omitted)

NONE

(36) Schedule P - Part 1B - Columns 1 to 12 (\$000's Omitted)

NONE

(36) Schedule P - Part 1B - Columns 13 to 25 (\$000's Omitted)

NONE

(36) Schedule P - Part 1B - Columns 26 to 36 (\$000's Omitted)

NONE

(37) Schedule P - Part 1C - Columns 1 to 12 (\$000's Omitted)

NONE

(37) Schedule P - Part 1C - Columns 13 to 25 (\$000's Omitted)

NONE

(37) Schedule P - Part 1C - Columns 26 to 36 (\$000's Omitted)

NONE

(38) Schedule P - Part 1D - Columns 1 to 12 (\$000's Omitted)

NONE

(38) Schedule P - Part 1D - Columns 13 to 25 (\$000's Omitted)

NONE

(38) Schedule P - Part 1D - Columns 26 to 36 (\$000's Omitted)

NONE

(39) Schedule P - Part 1E - Columns 1 to 12 (\$000's Omitted)

NONE

(39) Schedule P - Part 1E - Columns 13 to 25 (\$000's Omitted)

NONE

(39) Schedule P - Part 1E - Columns 26 to 36 (\$000's Omitted)

NONE

(40) Schedule P - Part 1F - Section 1 - Columns 1 to 12 (\$000's Omitted)

NONE

(40) Schedule P - Part 1F - Section 1 - Columns 13 to 25 (\$000's Omitted)

NONE

(40) Schedule P - Part 1F - Section 1 - Columns 26 to 36 (\$000's Omitted)

NONE

(41) Schedule P - Part 1F - Section 2 - Columns 1 to 12 (\$000's Omitted)

NONE

(41) Schedule P - Part 1F - Section 2 - Columns 13 to 25 (\$000's Omitted)

NONE

(41) Schedule P - Part 1F - Section 2 - Columns 26 to 36 (\$000's Omitted)

NONE

(42) Schedule P - Part 1G - Columns 1 to 12 (\$000's Omitted)

NONE

(42) Schedule P - Part 1G - Columns 13 to 25 (\$000's Omitted)

NONE

(42) Schedule P - Part 1G - Columns 26 to 36 (\$000's Omitted)

NONE

(43) Schedule P - Part 1H - Section 1 - Columns 1 to 12 (\$000's Omitted)

NONE

(43) Schedule P - Part 1H - Section 1 - Columns 13 to 25 (\$000's Omitted)

NONE

(43) Schedule P - Part 1H - Section 1 - Columns 26 to 36 (\$000's Omitted)

NONE

(44) Schedule P - Part 1H - Section 2 - Columns 1 to 12 (\$000's Omitted)

NONE

(44) Schedule P - Part 1H - Section 2 - Columns 13 to 25 (\$000's Omitted)

NONE

(44) Schedule P - Part 1H - Section 2 - Columns 26 to 36 (\$000's Omitted)

NONE

(45) Schedule P - Part 1I - Columns 1 to 12 (\$000's Omitted)

NONE

(45) Schedule P - Part 1I - Columns 13 to 25 (\$000's Omitted)

NONE

(45) Schedule P - Part 1I - Columns 26 to 36 (\$000's Omitted)

NONE

(46) Schedule P - Part 1J - Columns 1 to 12 (\$000's Omitted)

NONE

(46) Schedule P - Part 1J - Columns 13 to 25 (\$000's Omitted)

NONE

(46) Schedule P - Part 1J - Columns 26 to 36 (\$000's Omitted)

NONE

(47) Schedule P - Part 1K - Columns 1 to 12 (\$000's Omitted)

NONE

(47) Schedule P - Part 1K - Columns 13 to 25 (\$000's Omitted)

NONE

(47) Schedule P - Part 1K - Columns 26 to 36 (\$000's Omitted)

NONE

(48) Schedule P - Part 1L - Columns 1 to 12 (\$000's Omitted)

NONE

(48) Schedule P - Part 1L - Columns 13 to 25 (\$000's Omitted)

NONE

(48) Schedule P - Part 1L - Columns 26 to 36 (\$000's Omitted)

NONE

(49) Schedule P - Part 1M - Columns 1 to 12 (\$000's Omitted)

NONE

(49) Schedule P - Part 1M - Columns 13 to 25 (\$000's Omitted)

NONE

(49) Schedule P - Part 1M - Columns 26 to 36 (\$000's Omitted)

NONE

(50) Schedule P - Part 1N - Columns 1 to 12 (\$000's Omitted)

NONE

(50) Schedule P - Part 1N - Columns 13 to 25 (\$000's Omitted)

NONE

(50) Schedule P - Part 1N - Columns 26 to 36 (\$000's Omitted)

NONE

(51) Schedule P - Part 1O - Columns 1 to 12 (\$000's Omitted)

NONE

(51) Schedule P - Part 1O - Columns 13 to 25 (\$000's Omitted)

NONE

(51) Schedule P - Part 1O - Columns 26 to 36 (\$000's Omitted)

NONE

(52) Schedule P - Part 1P - Columns 1 to 12 (\$000's Omitted)

NONE

(52) Schedule P - Part 1P - Columns 13 to 25 (\$000's Omitted)

NONE

(52) Schedule P - Part 1P - Columns 26 to 36 (\$000's Omitted)

NONE



(53) Schedule P - Part 1R - Section 1 - Columns 1 to 12 (\$000's Omitted)  
**NONE**

(53) Schedule P - Part 1R - Section 1 - Columns 13 to 25 (\$000's Omitted)  
**NONE**

(53) Schedule P - Part 1R - Section 1 - Columns 26 to 36 (\$000's Omitted)  
**NONE**

(54) Schedule P - Part 1R - Section 2 - Columns 1 to 12 (\$000's Omitted)  
**NONE**

(54) Schedule P - Part 1R - Section 2 - Columns 13 to 25 (\$000's Omitted)  
**NONE**

(54) Schedule P - Part 1R - Section 2 - Columns 26 to 36 (\$000's Omitted)  
**NONE**

(55) Schedule P - Part 1S - Columns 1 to 12 (\$000's Omitted)  
**NONE**

(55) Schedule P - Part 1S - Columns 13 to 25 (\$000's Omitted)  
**NONE**

(55) Schedule P - Part 1S - Columns 26 to 36 (\$000's Omitted)  
**NONE**

(56) Schedule P - Part 1T - Columns 1 to 12 (\$000's Omitted)  
**NONE**

(56) Schedule P - Part 1T - Columns 13 to 25 (\$000's Omitted)  
**NONE**

(56) Schedule P - Part 1T - Columns 26 to 36 (\$000's Omitted)  
**NONE**

(57) Schedule P - Part 1U - Columns 1 to 12 (\$000's Omitted)  
**NONE**

(57) Schedule P - Part 1U - Columns 13 to 25 (\$000's Omitted)  
**NONE**

(57) Schedule P - Part 1U - Columns 26 to 36 (\$000's Omitted)  
**NONE**

(58) Schedule P - Part 2A - Homeowners/Farmowners (\$000's Omitted)

NONE

(58) Schedule P - Part 2B - Private Passenger Auto Liability/Medical (\$000's Omitted)

NONE

(58) Schedule P - Part 2C - Commercial Auto/Truck Liability/Medical (\$000's Omitted)

NONE

(58) Schedule P - Part 2D - Workers' Compensation (Excluding Excess Workers' Compensation) (\$000's Omitted)

NONE

(58) Schedule P - Part 2E - Commercial Multiple Peril (\$000's Omitted)

NONE

(59) Schedule P - Part 2F - Section 1 - Medical Professional Liability - Occurrence (\$000's Omitted)

NONE

(59) Schedule P - Part 2F - Section 2 - Medical Professional Liability - Claims-Made (\$000's Omitted)

NONE

(59) Schedule P - Part 2G - Special Liability (Ocean Marine, Aircraft (All Perils), Boiler and Machinery) (\$000's Omitted)

NONE

(59) Schedule P - Part 2H - Section 1 - Other Liability - Occurrence (\$000's Omitted)

NONE

(59) Schedule P - Part 2H - Section 2 - Other Liability - Claims-Made (\$000's Omitted)

NONE

(60) Schedule P - Part 2I - Special Property (Fire, Allied Lines, Inland Marine, Earthquake, Burglary & Theft) (\$000's Omitted)

NONE

(60) Schedule P - Part 2J - Auto Physical Damage (\$000's Omitted)

NONE

(60) Schedule P - Part 2K - Fidelity, Surety (\$000's Omitted)

NONE

(60) Schedule P - Part 2L - Other (Including Credit, Accident and Health) (\$000's Omitted)

NONE

(60) Schedule P - Part 2M - International (\$000's Omitted)

NONE

(61) Schedule P - Part 2N - Reinsurance - Non Proportional Assumed Property (\$000's Omitted)

NONE

(61) Schedule P - Part 2O - Reinsurance - Non Proportional Assumed Liability (\$000's Omitted)

NONE

(61) Schedule P - Part 2P - Reinsurance - Non Proportional Assumed Financial Lines (\$000's Omitted)

NONE

(62) Schedule P - Part 2R - Section 1 - Products Liability - Occurrence (\$000's Omitted)

NONE

(62) Schedule P - Part 2R - Section 2 - Products Liability - Claims-Made (\$000's Omitted)

NONE

(62) Schedule P - Part 2S - Financial Guaranty/Mortgage Guaranty (\$000's Omitted)

NONE

(62) Schedule P - Part 2T - Warranty (\$000's Omitted)

NONE

(62) Schedule P - Part 2U - Pet Insurance Plans (\$000's Omitted)

NONE

(63) Schedule P - Part 3A - Homeowners/Farmowners (\$000's Omitted)

NONE

(63) Schedule P - Part 3B - Private Passenger Auto Liability/Medical (\$000's Omitted)

NONE

(63) Schedule P - Part 3C - Commercial Auto/Truck Liability/Medical (\$000's Omitted)

NONE

(63) Schedule P - Part 3D - Workers' Compensation (Excluding Excess Workers' Compensation) (\$000's Omitted)

NONE

(63) Schedule P - Part 3E - Commercial Multiple Peril (\$000's Omitted)

NONE

(64) Schedule P - Part 3F - Section 1 - Medical Professional Liability - Occurrence (\$000's Omitted)

NONE

(64) Schedule P - Part 3F - Section 2 - Medical Professional Liability - Claims-Made (\$000's Omitted)

NONE

(64) Schedule P - Part 3G - Special Liability (Ocean Marine, Aircraft (All Perils), Boiler and Machinery) (\$000's Omitted)

NONE

(64) Schedule P - Part 3H - Section 1 - Other Liability - Occurrence (\$000's Omitted)

NONE

(64) Schedule P - Part 3H - Section 2 - Other Liability - Claims-Made (\$000's Omitted)

NONE

(65) Schedule P - Part 3I - Special Property (Fire, Allied Lines, Inland Marine, Earthquake, Burglary & Theft) (\$000's Omitted)

NONE

(65) Schedule P - Part 3J - Auto Physical Damage (\$000's Omitted)

NONE

(65) Schedule P - Part 3K - Fidelity/Surety (\$000's Omitted)

NONE

(65) Schedule P - Part 3L - Other (Including Credit, Accident and Health) (\$000's Omitted)

NONE

(65) Schedule P - Part 3M - International (\$000's Omitted)

NONE

(66) Schedule P - Part 3N - Reinsurance - Non Proportional Assumed Property (\$000's Omitted)

NONE

(66) Schedule P - Part 3O - Reinsurance - Non Proportional Assumed Liability (\$000's Omitted)

NONE

(66) Schedule P - Part 3P - Reinsurance - Non Proportional Assumed Financial Lines (\$000's Omitted)

NONE

(67) Schedule P - Part 3R - Section 1 - Products Liability - Occurrence (\$000's Omitted)

NONE

(67) Schedule P - Part 3R - Section 2 - Products Liability - Claims-Made (\$000's Omitted)

NONE

(67) Schedule P - Part 3S - Financial Guaranty/Mortgage Guaranty (\$000's Omitted)

NONE

(67) Schedule P - Part 3T - Warranty (\$000's Omitted)

NONE

(67) Schedule P - Part 3U - Pet Insurance Plans (\$000's Omitted)

NONE

(68) Schedule P - Part 4A - Homeowners/Farmowners (\$000's Omitted)

NONE

(68) Schedule P - Part 4B - Private Passenger Auto Liability/Medical (\$000's Omitted)

NONE

(68) Schedule P - Part 4C - Commercial Auto/Truck Liability/Medical (\$000's Omitted)

NONE

(68) Schedule P - Part 4D - Workers' Compensation (Excluding Excess Workers' Compensation) (\$000's Omitted)

NONE

(68) Schedule P - Part 4E - Commercial Multiple Peril (\$000's Omitted)

NONE

(69) Schedule P - Part 4F - Section 1 - Medical Professional Liability - Occurrence (\$000's Omitted)

NONE

(69) Schedule P - Part 4F - Section 2 - Medical Professional Liability - Claims-Made (\$000's Omitted)

NONE

(69) Schedule P - Part 4G - Special Liability (Ocean Marine, Aircraft (All Perils), Boiler and Machinery) (\$000's Omitted)

NONE

(69) Schedule P - Part 4H - Section 1 - Other Liability - Occurrence (\$000's Omitted)

NONE

(69) Schedule P - Part 4H - Section 2 - Other Liability - Claims-Made (\$000's Omitted)

NONE

(70) Schedule P - Part 4I - Special Property (Fire, Allied Lines, Inland Marine, Earthquake, Burglary & Theft) (\$000's Omitted)

NONE

(70) Schedule P - Part 4J - Auto Physical Damage (\$000's Omitted)

NONE

(70) Schedule P - Part 4K - Fidelity/Surety (\$000's Omitted)

NONE

(70) Schedule P - Part 4L - Other (Including Credit, Accident and Health) (\$000's Omitted)

NONE

(70) Schedule P - Part 4M - International (\$000's Omitted)

NONE

(71) Schedule P - Part 4N - Reinsurance - Non Proportional Assumed Property (\$000's Omitted)

NONE

(71) Schedule P - Part 4O - Reinsurance - Non Proportional Assumed Liability (\$000's Omitted)

NONE

(71) Schedule P - Part 4P - Reinsurance - Non Proportional Assumed Financial Lines (\$000's Omitted)

NONE

(72) Schedule P - Part 4R - Section 1 - Products Liability - Occurrence (\$000's Omitted)

NONE

(72) Schedule P - Part 4R - Section 2 - Products Liability - Claims-Made (\$000's Omitted)

NONE

(72) Schedule P - Part 4S - Financial Guaranty/Mortgage Guaranty (\$000's Omitted)

NONE

(72) Schedule P - Part 4T - Warranty (\$000's Omitted)

NONE

(72) Schedule P - Part 4U - Pet Insurance Plans (\$000's Omitted)

NONE

(73) Schedule P - Part 5A - Section 1  
**NONE**

(73) Schedule P - Part 5A - Section 2  
**NONE**

(73) Schedule P - Part 5A - Section 3  
**NONE**

(74) Schedule P - Part 5B - Section 1  
**NONE**

(74) Schedule P - Part 5B - Section 2  
**NONE**

(74) Schedule P - Part 5B - Section 3  
**NONE**

(75) Schedule P - Part 5C - Section 1  
**NONE**

(75) Schedule P - Part 5C - Section 2  
**NONE**

(75) Schedule P - Part 5C - Section 3  
**NONE**

(76) Schedule P - Part 5D - Section 1  
**NONE**

(76) Schedule P - Part 5D - Section 2  
**NONE**

(76) Schedule P - Part 5D - Section 3  
**NONE**

(77) Schedule P - Part 5E - Section 1  
**NONE**

(77) Schedule P - Part 5E - Section 2  
**NONE**

(77) Schedule P - Part 5E - Section 3  
**NONE**

(78) Schedule P - Part 5F - Section 1A  
**NONE**

(78) Schedule P - Part 5F - Section 2A  
**NONE**

(78) Schedule P - Part 5F - Section 3A  
**NONE**

(79) Schedule P - Part 5F - Section 1B  
**NONE**

(79) Schedule P - Part 5F - Section 2B  
**NONE**

(79) Schedule P - Part 5F - Section 3B  
**NONE**

(80) Schedule P - Part 5H - Section 1A  
**NONE**

(80) Schedule P - Part 5H - Section 2A  
**NONE**

(80) Schedule P - Part 5H - Section 3A  
**NONE**

(81) Schedule P - Part 5H - Section 1B  
**NONE**

(81) Schedule P - Part 5H - Section 2B  
**NONE**

(81) Schedule P - Part 5H - Section 3B  
**NONE**

(82) Schedule P - Part 5R - Section 1A  
**NONE**

(82) Schedule P - Part 5R - Section 2A  
**NONE**

(82) Schedule P - Part 5R - Section 3A  
**NONE**

(83) Schedule P - Part 5R - Section 1B  
**NONE**

(83) Schedule P - Part 5R - Section 2B  
**NONE**

(83) Schedule P - Part 5R - Section 3B  
**NONE**

(84) Schedule P - Part 5T - Section 1  
**NONE**

(84) Schedule P - Part 5T - Section 2  
**NONE**

(84) Schedule P - Part 5T - Section 3  
**NONE**

(85) Schedule P - Part 6C - Commercial Auto/Truck Liability/Medical - Section 1 (\$000's Omitted)

NONE

(85) Schedule P - Part 6C - Commercial Auto/Truck Liability/Medical - Section 2 (\$000's Omitted)

NONE

(85) Schedule P - Part 6D - Workers' Compensation (Excluding Excess Workers' Compensation) - Section 1 (\$000's Omitted)

NONE

(85) Schedule P - Part 6D - Workers' Compensation (Excluding Excess Workers' Compensation) - Section 2 (\$000's Omitted)

NONE

(86) Schedule P - Part 6E - Commercial Multiple Peril - Section 1 (\$000's Omitted)

NONE

(86) Schedule P - Part 6E - Commercial Multiple Peril - Section 2 (\$000's Omitted)

NONE

(86) Schedule P - Part 6H - Other Liability - Occurrence - Section 1A (\$000's Omitted)

NONE

(86) Schedule P - Part 6H - Other Liability - Occurrence - Section 2A (\$000's Omitted)

NONE

(87) Schedule P - Part 6H - Other Liability - Claims-Made - Section 1B (\$000's Omitted)

NONE

(87) Schedule P - Part 6H - Other Liability - Claims-Made - Section 2B (\$000's Omitted)

NONE

(87) Schedule P - Part 6M - International - Section 1 (\$000's Omitted)

NONE

(87) Schedule P - Part 6M - International - Section 2 (\$000's Omitted)

NONE

(88) Schedule P - Part 6N - Reinsurance Non Proportional Assumed Property - Section 1 (\$000's Omitted)

NONE

(88) Schedule P - Part 6N - Reinsurance Non Proportional Assumed Property - Section 2 (\$000's Omitted)

NONE

(88) Schedule P - Part 6O - Reinsurance Non Proportional Assumed Liability - Section 1 (\$000's Omitted)

NONE

(88) Schedule P - Part 6O - Reinsurance Non Proportional Assumed Liability - Section 2 (\$000's Omitted)

NONE



(89) Schedule P - Part 6R - Products Liability - Occurrence - Section 1A (\$000's Omitted)

NONE

(89) Schedule P - Part 6R - Products Liability - Occurrence - Section 2A (\$000's Omitted)

NONE

(89) Schedule P - Part 6R - Products Liability - Claims-Made - Section 1B (\$000's Omitted)

NONE

(89) Schedule P - Part 6R - Products Liability - Claims-Made - Section 2B (\$000's Omitted)

NONE

(90) Schedule P - Part 7A - Primary Loss Sensitive Contracts - Section 1 (\$000's Omitted)

NONE

(90) Schedule P - Part 7A - Primary Loss Sensitive Contracts - Section 2 (\$000's Omitted)

NONE

(90) Schedule P - Part 7A - Primary Loss Sensitive Contracts - Section 3 (\$000's Omitted)

NONE

(91) Schedule P - Part 7A - Primary Loss Sensitive Contracts - Section 4 (\$000's Omitted)

NONE

(91) Schedule P - Part 7A - Primary Loss Sensitive Contracts - Section 5 (\$000's Omitted)

NONE

(92) Schedule P - Part 7B - Reinsurance Loss Sensitive Contracts - Section 1 (\$000's Omitted)

NONE

(92) Schedule P - Part 7B - Reinsurance Loss Sensitive Contracts - Section 2 (\$000's Omitted)

NONE

(92) Schedule P - Part 7B - Reinsurance Loss Sensitive Contracts - Section 3 (\$000's Omitted)

NONE

(93) Schedule P - Part 7B - Reinsurance Loss Sensitive Contracts - Section 4 (\$000's Omitted)

NONE

(93) Schedule P - Part 7B - Reinsurance Loss Sensitive Contracts - Section 5 (\$000's Omitted)

NONE

(93) Schedule P - Part 7B - Reinsurance Loss Sensitive Contracts - Section 6 (\$000's Omitted)

NONE

(93) Schedule P - Part 7B - Reinsurance Loss Sensitive Contracts - Section 7 (\$000's Omitted)

NONE

SCHEDULE P INTERROGATORIES

1. The following questions relate to yet-to-be-issued Extended Reporting Endorsements (EREs) arising from Death, Disability, or Retirement (DDR) provisions in Medical Professional Liability Claims Made insurance policies. EREs provided for reasons other than DDR are not to be included.
- 1.1 Does the company issue Medical Professional Liability Claims Made insurance policies that provide tail (also known as an extended reporting endorsement, or "ERE") benefits in the event of Death, Disability, or Retirement (DDR) at a reduced charge or at no additional cost? If the answer to question 1.1 is "no", leave the following questions blank.  
If the answer to question 1.1 is "yes", please answer the following questions:.....NO.....
- 1.2 What is the total amount of the reserve for that provision (DDR Reserve), as reported, explicitly or not, elsewhere in this statement (in dollars)?.....\$.....
- 1.3 Does the company report any DDR reserve as Unearned Premium Reserve per SSAP No. 65?.....
- 1.4 Does the company report any DDR reserve as loss or loss adjustment expense reserve?.....
- 1.5 If the company reports DDR reserve as Unearned Premium Reserve, does that amount match the figure on the Underwriting and Investment Exhibit, Part 1A – Recapitulation of all Premiums (Page 7) Column 2, Lines 11.1 plus 11.2?.....
- 1.6 If the company reports DDR reserve as loss or loss adjustment expense reserve, please complete the following table corresponding to where these reserves are reported in Schedule P:

Years in Which Premiums Were Earned and Losses Were Incurred	DDR Reserve Included in Schedule P, Part 1F, Medical Professional Liability Column 24: Total Net Losses and Expenses Unpaid	
	1 Section 1: Occurrence	2 Section 2: Claims-Made
1.601. Prior.....		
1.602. 2015.....		
1.603. 2016.....		
1.604. 2017.....		
1.605. 2018.....		
1.606. 2019.....		
1.607. 2020.....		
1.608. 2021.....		
1.609. 2022.....		
1.610. 2023.....		
1.611. 2024.....		
1.612. Totals.....		

2. The definition of allocated loss adjustment expenses (ALAE) and, therefore, unallocated loss adjustment expenses (ULAE) was changed effective January 1, 1998. This change in definition applies to both paid and unpaid expenses. Are these expenses (now reported as "Defense and Cost Containment" and "Adjusting and Other") reported in compliance with these definitions in this statement?.....YES.....
3. The Adjusting and Other expense payments and reserves should be allocated to the years in which the losses were incurred based on the number of claims reported, closed and outstanding in those years. When allocating Adjusting and Other expense between companies in a group or a pool, the Adjusting and Other expense should be allocated in the same percentage used for the loss amounts and the claim counts. For reinsurers, Adjusting and Other expense assumed should be reported according to the reinsurance contract. For Adjusting and Other expense incurred by reinsurers, or in those situations where suitable claim count information is not available, Adjusting and Other expense should be allocated by a reasonable method determined by the company and described in Interrogatory 7, below. Are they so reported in this Statement?.....YES.....
4. Do any lines in Schedule P include reserves that are reported gross of any discount to present value of future payments, and that are reported net of such discounts on Page 10?.....NO.....  
  
If yes, proper disclosure must be made in the Notes to Financial Statements, as specified in the Instructions. Also, the discounts must be reported in Schedule P - Part 1, Columns 32 and 33.  
  
Schedule P must be completed gross of non-tabular discounting. Work papers relating to discount calculations must be available for examination upon request.  
  
Discounting is allowed only if expressly permitted by the state insurance department to which this Annual Statement is being filed.
5. What were the net premiums (in thousands of dollars) in force at the end of the year for:  
5.1. Fidelity.....\$.....  
5.2. Surety.....\$.....
6. Claim count information is reported per claim or per claimant (indicate which).....PER CLAIMANT.....  
  
If not the same in all years, explain in Interrogatory 7.
- 7.1. The information provided in Schedule P will be used by many persons to estimate the adequacy of the current loss and expense reserves, among other things. Are there any especially significant events, coverage, retention or accounting changes that have occurred that must be considered when making such analyses?.....NO.....
- 7.2. An extended statement may be attached.....

SCHEDULE T – PART 2  
INTERSTATE COMPACT – EXHIBIT OF PREMIUMS WRITTEN  
Allocated By States And Territories

			Direct Business Only					
			1	2	3	4	5	6
States, Etc.			Life (Group and Individual)	Annuities (Group and Individual)	Disability Income (Group and Individual)	Long-Term Care (Group and Individual)	Deposit-Type Contracts	Totals
1.	Alabama .....	AL	NONE					
2.	Alaska .....	AK						
3.	Arizona .....	AZ						
4.	Arkansas .....	AR						
5.	California .....	CA						
6.	Colorado .....	CO						
7.	Connecticut .....	CT						
8.	Delaware .....	DE						
9.	District of Columbia .....	DC						
10.	Florida .....	FL						
11.	Georgia .....	GA						
12.	Hawaii .....	HI						
13.	Idaho .....	ID						
14.	Illinois .....	IL						
15.	Indiana .....	IN						
16.	Iowa .....	IA						
17.	Kansas .....	KS						
18.	Kentucky .....	KY						
19.	Louisiana .....	LA						
20.	Maine .....	ME						
21.	Maryland .....	MD						
22.	Massachusetts .....	MA						
23.	Michigan .....	MI						
24.	Minnesota .....	MN						
25.	Mississippi .....	MS						
26.	Missouri .....	MO						
27.	Montana .....	MT						
28.	Nebraska .....	NE						
29.	Nevada .....	NV						
30.	New Hampshire .....	NH						
31.	New Jersey .....	NJ						
32.	New Mexico .....	NM						
33.	New York .....	NY						
34.	North Carolina .....	NC						
35.	North Dakota .....	ND						
36.	Ohio .....	OH						
37.	Oklahoma .....	OK						
38.	Oregon .....	OR						
39.	Pennsylvania .....	PA						
40.	Rhode Island .....	RI						
41.	South Carolina .....	SC						
42.	South Dakota .....	SD						
43.	Tennessee .....	TN						
44.	Texas .....	TX						
45.	Utah .....	UT						
46.	Vermont .....	VT						
47.	Virginia .....	VA						
48.	Washington .....	WA						
49.	West Virginia .....	WV						
50.	Wisconsin .....	WI						
51.	Wyoming .....	WY						
52.	American Samoa .....	AS						
53.	Guam .....	GU						
54.	Puerto Rico .....	PR						
55.	U.S. Virgin Islands .....	VI						
56.	Northern Mariana Islands .....	MP						
57.	Canada .....	CAN						
58.	Aggregate Other Alien .....	OT						
59.	Totals .....							

NONE

SCHEDULE Y

PART 1A - DETAIL OF INSURANCE HOLDING COMPANY SYSTEM

1	2	3	4	5	6	7	8	9	10	11	12	13	14	15	16
Group Code	Group Name	NAIC Company Code	ID Number	Federal RSSD	CIK	Name of Securities Exchange if Publicly Traded (U.S. or International)	Names of Parent, Subsidiaries or Affiliates	Domiciliary Location	Relationship to Reporting Entity	Directly Controlled by (Name of Entity/Person)	Type of Control (Ownership, Board, Management, Attorney-in-Fact, Influence, Other)	If Control is Ownership, Provide Percentage	Ultimate Controlling Entity(ies) / Person(s)	Is an SCA Filing Required? (Yes/No)	*
5020		32867	87-2947842				UNIVERSAL SHIELD INSURANCE GROUP	MI	UDP	SHIELD HOLDINGS, LLC	BOARD OF DIRECTORS	81.800	SCHMIDT & SCHMIDT		1
			11-3661896				UNIVERSAL HOLDING CORPORATION	MI	OTH	TOM PARKER	OWNERSHIP	100.000	TOM PARKER		1
			35-1372324				UNIVERSAL FIRE & CASUALTY INSURANCE CO.	IN	RE	UNIVERSAL SHIELD INSURANCE GROUP	BOARD OF DIRECTORS	100.000	SCHMIDT & SCHMIDT		
			20-5142489				KOZY CORPORATION	MI	IA	TOM PARKER	OWNERSHIP	100.000	TOM PARKER		
			47-5334921				VENTURE INSURANCE SERVICES LLC	MI	IA	TOM PARKER	OWNERSHIP	25.000	TOM PARKER		
			88-3645047				DIXIE 2850, LLC	MI	NIA	TOM PARKER	OWNERSHIP	25.000	TOM PARKER		
			83-2634598				SHIELD HOLDINGS, LLC	WI	UDP	SCHMIDT & SCHMIDT	OWNERSHIP	50.000	TIMOTHY J. SCHMIDT, SR.		
			83-2634598				SHIELD HOLDINGS, LLC	WI	UDP	SCHMIDT & SCHMIDT	OWNERSHIP	50.000	TONNIE L. SCHMIDT		
5020		16762	83-2537142				SHIELD INDEMNITY, INC.	OH	RE	UNIVERSAL SHIELD INSURANCE GROUP	BOARD	100.000	SCHMIDT & SCHMIDT		
							SHIELD RISK SERVICES, LLC	WI	NIA	SHIELD HOLDINGS, LLC	BOARD	100.000	SCHMIDT & SCHMIDT		
			20-0364350				DELTA DEFENSE, LLC	WI	NIA	SCHMIDT & SCHMIDT	OWNERSHIP	100.000	SCHMIDT & SCHMIDT		
			27-5373163				DELTA VENTURES LLC	WI	NIA	SCHMIDT & SCHMIDT	OWNERSHIP	100.000	SCHMIDT & SCHMIDT		
			84-4518376				UH PARTNERS LLC	OH	NIA	CHRISTOPHER TIMM	OWNERSHIP	40.000	CHRISTOPHER TIMM		
							DELTA INSURANCE SOLUTIONS LLC	WI	NIA	SCHMIDT & SCHMIDT	OWNERSHIP	100.000	SCHMIDT & SCHMIDT		

Asterisk	Explanation

SCHEDULE Y

PART 2 - SUMMARY OF INSURER'S TRANSACTIONS WITH ANY AFFILIATES

1	2	3	4	5	6	7	8	9	10	11	12	13
NAIC Company Code	ID Number	Names of Insurers and Parent, Subsidiaries or Affiliates	Shareholder Dividends	Capital Contributions	Purchases, Sales or Exchanges of Loans, Securities, Real Estate, Mortgage Loans or Other Investments	Income/ (Disbursements) Incurred in Connection with Guarantees or Undertakings for the Benefit of any Affiliate(s)	Management Agreements and Service Contracts	Income/ (Disbursements) Incurred Under Reinsurance Agreements	*	Any Other Material Activity Not in the Ordinary Course of the Insurer's Business	Totals	Reinsurance Recoverable/ (Payable) on Losses and/or Reserve Credit Taken/ (Liability)
	88-3645047	DIXIE 2850 LLC					63,000				63,000	
	87-2947842	UNIVERSAL SHIELD INSURANCE GROUP		(10,000,000)			480,000				(9,520,000)	
32867	35-1372324	UNIVERSAL FIRE & CASUALTY INSURANCE COMP	1,400,000	10,000,000			(3,997,437)				7,402,563	
16762	83-2537142	SHIELD INDEMNITY, INC.	(1,400,000)								(1,400,000)	
	20-0364350	DELTA DEFENSE, LLC					3,161,533				3,161,533	
	27-5373163	DELTA VENTURES LLC					120,000				120,000	
	87-4206627	DELTA INSURANCE SOLUTIONS LLC					172,904				172,904	
9999999 – Control Totals			–	–			–		.XXX		–	

SCHEDULE Y

PART 3 - ULTIMATE CONTROLLING PARTY AND LISTING OF OTHER U.S. INSURANCE GROUPS OR ENTITIES UNDER THAT ULTIMATE CONTROLLING PARTY'S CONTROL

1	2	3	4	5	6	7	8
Insurers in Holding Company	Owners with Greater than 10% Ownership	Ownership Percentage Column 2 of Column 1	Granted Disclaimer of Control / Affiliation of Column 2 Over Column 1 (Yes/No)	Ultimate Controlling Party	U.S. Insurance Groups or Entities Controlled by Column 5	Ownership Percentage (Column 5 of Column 6)	Granted Disclaimer of Control / Affiliation of Column 5 Over Column 6 (Yes/No)
UNIVERSAL FIRE & CASUALTY INSURANCE COMPANY & SHIELD INDEMNITY INCORPORATED.....	UNIVERSAL SHIELD INSURANCE GROUP.....	100.000 %.....	NO.....	TIMOTHY SCHMIDT SR.& TONNIE SCHMIDT.....	UNIVERSAL SHIELD INSURANCE GROUP.....	78.920 %.....	NO.....

SUPPLEMENTAL EXHIBITS AND SCHEDULES INTERROGATORIES

REQUIRED FILINGS

The following supplemental reports are required to be filed as part of your statement filing unless specifically waived by the domiciliary state. However, in the event that your domiciliary state waives the filing requirement, your response of WAIVED to the specific interrogatory will be accepted in lieu of filing a "NONE" report and a bar code will be printed below. If the supplement is required of your company but is not being filed for whatever reason, enter SEE EXPLANATION and provide an explanation following the interrogatory questions.




	Response
March Filing	
1. Will an actuarial opinion be filed by March 1?	YES
2. Will the Supplemental Compensation Exhibit be filed with the state of domicile by March 1?	YES
3. Will the confidential Risk-based Capital Report be filed with the NAIC by March 1?	YES
4. Will the confidential Risk-based Capital Report be filed with the state of domicile, if required, by March 1?	YES
April Filing	
5. Will the Insurance Expense Exhibit be filed with the state of domicile and the NAIC by April 1?	YES
6. Will Management's Discussion and Analysis be filed by April 1?	YES
7. Will the Supplemental Investment Risks Interrogatories be filed by April 1?	YES
May Filing	
8. Will this company be included in a combined annual statement that is filed with the NAIC by May 1?	YES
June Filing	
9. Will an audited financial report be filed by June 1?	YES
10. Will Accountants Letter of Qualifications be filed with the state of domicile and electronically with the NAIC by June 1?	YES

SUPPLEMENTAL FILINGS

The following supplemental reports are required to be filed as part of your statement filing **if your company is engaged in the type of business covered by the supplement. However, in the event that your company does not transact the type of business for which the special report must be filed, your response of NO to the specific interrogatory will be accepted in lieu of filing a "NONE" report and a bar code will be printed below.** If the supplement is required of your company but is not being filed for whatever reason, enter SEE EXPLANATION and provide an explanation following the interrogatory questions.

	Response
March Filing	
11. Will Schedule SIS (Stockholder Information Supplement) be filed with the state of domicile by March 1?	YES
12. Will the Financial Guaranty Insurance Exhibit be filed by March 1?	NO
13. Will the Medicare Supplement Insurance Experience Exhibit be filed with the state of domicile and the NAIC by March 1?	NO
14. Will Supplement A to Schedule T (Medical Professional Liability Supplement) be filed by March 1?	NO
15. Will the Trusteed Surplus Statement be filed with the state of domicile and the NAIC by March 1?	NO
16. Will the Premiums Attributed to Protected Cells Exhibit be filed by March 1?	NO
17. Will the Reinsurance Summary Supplemental Filing for General Interrogatory 9 be filed with the state of domicile and the NAIC by March 1?	NO
18. Will the Medicare Part D Coverage Supplement be filed with the state of domicile and the NAIC by March 1?	NO
19. Will the confidential Actuarial Opinion Summary be filed with the state of domicile, if required, by March 15 (or the date otherwise specified)?	NO
20. Will the Reinsurance Attestation Supplement be filed with the state of domicile and the NAIC by March 1?	YES
21. Will the Exceptions to the Reinsurance Attestation Supplement be filed with the state of domicile by March 1?	NO
22. Will the Bail Bond Supplement be filed with the state of domicile and the NAIC by March 1?	NO
23. Will the Director and Officer Insurance Coverage Supplement be filed with the state of domicile and the NAIC by March 1?	NO
24. Will an approval from the reporting entity's state of domicile for relief related to the five-year rotation requirement for lead audit partner be filed electronically with the NAIC by March 1?	NO
25. Will an approval from the reporting entity's state of domicile for relief related to the one-year cooling off period for independent CPA be filed electronically with the NAIC by March 1?	NO
26. Will an approval from the reporting entity's state of domicile for relief related to the Requirements for Audit Committees be filed electronically with the NAIC by March 1?	NO
27. Will the Supplemental Schedule for Reinsurance Counterparty Reporting Exception – Asbestos and Pollution contracts be filed with the state of domicile and the NAIC by March 1?	NO
28. Will the Exhibit of Other Liabilities by Lines of Business be filed with the state of domicile and the NAIC by March 1?	YES
29. Will the Market Conduct Annual Statement (MCAS) Premium Exhibit for Year be filed with appropriate jurisdictions and with the NAIC by March 1?	NO
April Filing	
30. Will the Credit Insurance Experience Exhibit be filed with the state of domicile and the NAIC by April 1?	NO
31. Will the Long-term Care Experience Reporting Forms be filed with the state of domicile and the NAIC by April 1?	NO
32. Will the Accident and Health Policy Experience Exhibit be filed by April 1?	NO
33. Will the Supplemental Health Care Exhibit (Parts 1 and 2) be filed with the state of domicile and the NAIC by April 1?	NO
34. Will the Cybersecurity and Identity Theft Insurance Coverage Supplement be filed with the state of domicile and the NAIC by April 1?	NO
35. Will the Life, Health & Annuity Guaranty Association Assessable Premium Exhibit – Parts 1 and 2 be filed with the state of domicile and the NAIC by April 1?	NO
36. Will the Private Flood Insurance Supplement be filed with the state of domicile and the NAIC by April 1?	NO
37. Will the Mortgage Guaranty Insurance Exhibit be filed with the state of domicile and the NAIC by April 1?	NO
August Filing	
38. Will Management's Report of Internal Control Over Financial Reporting be filed with the state of domicile by August 1?	NO

SUPPLEMENTAL EXHIBITS AND SCHEDULES INTERROGATORIES

Explanation		Barcode
1.		
2.		
3.		
4.		
5.		
6.		
7.		
8.		
9.		
10.		
11.		
12.	THE DATA FOR THIS SUPPLEMENT IS NOT REQUIRED TO BE FILED.	 1 6 7 6 2 2 0 2 4 2 4 0 0 0 0 0 0
13.	THE DATA FOR THIS SUPPLEMENT IS NOT REQUIRED TO BE FILED.	 1 6 7 6 2 2 0 2 4 3 6 0 0 0 0 0 0
14.	THE DATA FOR THIS SUPPLEMENT IS NOT REQUIRED TO BE FILED.	 1 6 7 6 2 2 0 2 4 4 5 5 0 0 0 0 0
15.	THE DATA FOR THIS SUPPLEMENT IS NOT REQUIRED TO BE FILED.	 1 6 7 6 2 2 0 2 4 4 9 0 0 0 0 0 0
16.	THE DATA FOR THIS SUPPLEMENT IS NOT REQUIRED TO BE FILED.	 1 6 7 6 2 2 0 2 4 3 8 5 0 0 0 0 0
17.	THE DATA FOR THIS SUPPLEMENT IS NOT REQUIRED TO BE FILED.	 1 6 7 6 2 2 0 2 4 4 0 1 0 0 0 0 0
18.	THE DATA FOR THIS SUPPLEMENT IS NOT REQUIRED TO BE FILED.	 1 6 7 6 2 2 0 2 4 3 6 5 0 0 0 0 0
19.	THE DATA FOR THIS SUPPLEMENT IS NOT REQUIRED TO BE FILED.	 1 6 7 6 2 2 0 2 4 4 4 1 0 0 0 0 0
20.		
21.	THE DATA FOR THIS SUPPLEMENT IS NOT REQUIRED TO BE FILED.	 1 6 7 6 2 2 0 2 4 4 0 0 0 0 0 0 0
22.	THE DATA FOR THIS SUPPLEMENT IS NOT REQUIRED TO BE FILED.	 1 6 7 6 2 2 0 2 4 5 0 0 0 0 0 0 0
23.	THE DATA FOR THIS SUPPLEMENT IS NOT REQUIRED TO BE FILED.	 1 6 7 6 2 2 0 2 4 5 0 5 0 0 0 0 0
24.	THE DATA FOR THIS SUPPLEMENT IS NOT REQUIRED TO BE FILED.	 1 6 7 6 2 2 0 2 4 2 2 4 0 0 0 0 0
25.	THE DATA FOR THIS SUPPLEMENT IS NOT REQUIRED TO BE FILED.	 1 6 7 6 2 2 0 2 4 2 2 5 0 0 0 0 0
26.	THE DATA FOR THIS SUPPLEMENT IS NOT REQUIRED TO BE FILED.	 1 6 7 6 2 2 0 2 4 2 2 6 0 0 0 0 0
27.	THE DATA FOR THIS SUPPLEMENT IS NOT REQUIRED TO BE FILED.	 1 6 7 6 2 2 0 2 4 5 5 5 0 0 0 0 0
28.		
29.		
30.	THE DATA FOR THIS SUPPLEMENT IS NOT REQUIRED TO BE FILED.	 1 6 7 6 2 2 0 2 4 6 0 0 0 0 0 0 0
31.	THE DATA FOR THIS SUPPLEMENT IS NOT REQUIRED TO BE FILED.	 1 6 7 6 2 2 0 2 4 2 3 0 0 0 0 0 0
32.	THE DATA FOR THIS SUPPLEMENT IS NOT REQUIRED TO BE FILED.	 1 6 7 6 2 2 0 2 4 3 0 6 0 0 0 0 0
33.	THE DATA FOR THIS SUPPLEMENT IS NOT REQUIRED TO BE FILED.	 1 6 7 6 2 2 0 2 4 2 1 0 0 0 0 0 0
34.	THE DATA FOR THIS SUPPLEMENT IS NOT REQUIRED TO BE FILED.	 1 6 7 6 2 2 0 2 4 2 1 6 0 0 0 0 0
35.	THE DATA FOR THIS SUPPLEMENT IS NOT REQUIRED TO BE FILED.	 1 6 7 6 2 2 0 2 4 5 5 0 0 0 0 0 0
36.	THE DATA FOR THIS SUPPLEMENT IS NOT REQUIRED TO BE FILED.	 1 6 7 6 2 2 0 2 4 2 9 0 0 0 0 0 0
37.	THE DATA FOR THIS SUPPLEMENT IS NOT REQUIRED TO BE FILED.	 1 6 7 6 2 2 0 2 4 5 6 0 0 0 0 0 0
38.	THE DATA FOR THIS SUPPLEMENT IS NOT REQUIRED TO BE FILED.	 1 6 7 6 2 2 0 2 4 5 6 5 0 0 0 0 0  1 6 7 6 2 2 0 2 4 2 2 3 0 0 0 0 0



**OVERFLOW PAGE FOR WRITE-INS**

**OVERFLOW PAGE FOR WRITE-INS**



EXHIBIT OF OTHER LIABILITIES BY LINES OF BUSINESS

AS REPORTED ON LINE 17 OF THE EXHIBIT OF PREMIUMS AND LOSSES  
To Be Filed by March 1

NAIC Group Code: 5020

NAIC Company Code: 16762

	Direct Business Only			
	Prior Year	Current Year		
	1	2	3	4
	Written Premium	Written Premium	Losses Paid (deducting salvage)	Losses Unpaid (Case Base)
1. Completed operations.....	6,382,236	15,901,787	459,279	787,741
2. Errors & omissions (E&O).....				
3. Directors & officers (D&O).....				
4. Environmental liability.....				
5. Excess workers' compensation.....				
6. Commercial excess & umbrella.....	470,179	1,191,950	—	—
7. Personal umbrella.....				
8. Employment liability.....				
9. Aggregate write-ins for facilities and premises (CGL).....				
10. Internet & cyber liability.....				
11. Aggregate write-ins for other.....				
12. Total ASL 17 - other liability (sum of lines 1 through 11).....	6,852,415	17,093,737	459,279	787,741
Details of Write-Ins				
0901.....				
0902.....				
0903.....				
0998. Summary of remaining write-ins for Line 09 from overflow page.....				
0999. Summary of remaining write-ins for Line 09 from overflow page.....				
1101.....				
1102.....				
1103.....				
1198. Summary of remaining write-ins for Line 11 from overflow page.....				
1199. Summary of remaining write-ins for Line 11 from overflow page.....				

OVERFLOW PAGE FOR WRITE-INS