



ANNUAL STATEMENT
FOR THE YEAR ENDED DECEMBER 31, 2024
OF THE CONDITION AND AFFAIRS OF THE
INTEGRITY PROPERTY AND CASUALTY INSURANCE COMPANY

NAIC Group Code.....0267,..... 0267..... NAIC Company Code..... 12986..... Employer's ID Number..... 41-2236417.....
(Current) (Prior)
Organized under the Laws of..... OH..... State of Domicile or Port of Entry..... OH.....
Country of Domicile..... US.....
Incorporated/Organized..... 04/18/2007..... Commenced Business..... 11/01/2007.....
Statutory Home Office..... 671 South High Street..... Columbus, OH, US 43206-1066.....
Main Administrative Office..... 671 South High Street.....
Columbus, OH, US 43206-1066..... 614-445-2900.....
(Telephone)
Mail Address..... 671 South High Street..... Columbus, OH, US 43206-1066.....
Primary Location of Books and
Records..... 671 South High Street.....
Columbus, OH, US 43206-1066..... 614-445-2900.....
(Telephone)
Internet Website Address..... www.integrityinsurance.com.....
Statutory Statement Contact..... William Charles Thorsberg..... 614-445-2900.....
(Telephone)
thorsbergw@grangeinsurance.com.....
(E-Mail) (Fax)

OFFICERS

JOHN (NMN) AMMENDOLA, PRESIDENT & CEO..... BETH WILLIAMS MURPHY, EVP & SECRETARY.....
CHERYL MCRAE LEBENS#, EVP & CFO.....

DIRECTORS OR TRUSTEES

JOHN (NMN) AMMENDOLA..... KATHIE JANE ANDRADE.....
ANNA HOLLIDAY BENSON#..... JAMES MARTIN BENSON.....
MARK LEWIS BOXER..... PHILIP NELSON DAVIS#.....
MICHAEL DESMOND FRAIZER..... ROBERT ENLOW HOYT.....
CHERYL MCRAE LEBENS#..... MARY MARNETTE PERRY.....
THOMAS SIMRALL STEWART..... CHRISTIANNA (NMN) WOOD.....

State of OH.....
County of Franklin..... SS

The officers of this reporting entity being duly sworn, each depose and say that they are the described officers of said reporting entity, and that on the reporting period stated above, all of the herein described assets were the absolute property of the said reporting entity, free and clear from any liens or claims thereon, except as herein stated, and that this statement, together with related exhibits, schedules and explanations therein contained, annexed or referred to, is a full and true statement of all the assets and liabilities and of the condition and affairs of the said reporting entity as of the reporting period stated above, and of its income and deductions therefrom for the period ended, and have been completed in accordance with the NAIC Annual Statement Instructions and Accounting Practices and Procedures manual except to the extent that: (1) state law may differ; or, (2) that state rules or regulations require differences in reporting not related to accounting practices and procedures, according to the best of their information, knowledge and belief, respectively. Furthermore, the scope of this attestation by the described officers also includes the related corresponding electronic filing with the NAIC, when required, that is an exact copy (except for formatting differences due to electronic filing) of the enclosed statement. The electronic filing may be requested by various regulators in lieu of or in addition to the enclosed statement.

x [Signature] x [Signature] x [Signature]
JOHN (NMN) AMMENDOLA BETH WILLIAMS MURPHY CHERYL MCRAE LEBENS
PRESIDENT & CEO EVP & SECRETARY EVP & CFO

Subscribed and sworn to before me
this 18 day of February, 2025
a. Is this an original filing? Yes
b. If no:
1. State the amendment number: _____
2. Date filed: _____
3. Number of pages attached: _____
x [Signature]



TERESA J BURCHWELL
Notary Public
State of Ohio
My Comm. Expires
April 28, 2027



EXHIBIT OF PREMIUMS AND LOSSES

BUSINESS IN THE STATE OF IOWA DURING THE YEAR 2024

NAIC Group Code: 0267

NAIC Company Code: 12986

Line of Business		Gross Premiums, Including Policy and Membership Fees, Less Return Premiums and Premiums on Policies not Taken		3	4	5	6	7	8	9	10	11	12
		1	2	Dividends Paid or Credited to Policyholders on Direct Business	Direct Unearned Premium Reserves	Direct Losses Paid (deducting salvage)	Direct Losses Incurred	Direct Losses Unpaid	Direct Defense and Cost Containment Expense Paid	Direct Defense and Cost Containment Expense Incurred	Direct Defense and Cost Containment Expense Unpaid	Commissions and Brokerage Expenses	Taxes, Licenses and Fees
1.	Fire	9,902	9,255		6,993		(165)	998		(32)	48	1,800	458
2.1	Allied Lines	22,447	31,643		15,039		(248)	3,578		(90)	172	4,081	358
2.2	Multiple Peril Crop												
2.3	Federal Flood												
2.4	Private Crop												
2.5	Private Flood												
3.	Farmowners Multiple Peril	61,584	16,975		44,609		791	791		239	239	9,963	983
4.	Homeowners Multiple Peril	760,590	764,700		407,855	173,798	(199,692)	37,303	125	1,181	8,571	102,437	12,194
5.1	Commercial Multiple Peril (Non-Liability Portion)	1,878,982	1,623,437		659,950	234,393	279,615	324,399		1,510	12,782	330,210	30,000
5.2	Commercial Multiple Peril (Liability Portion)	1,606,651	1,449,182		580,895	44,021	1,236,219	1,612,168	8,222	429,300	667,367	290,052	25,652
6.	Mortgage Guaranty												
8.	Ocean Marine												
9.1	Inland marine	19,235	18,787		9,796	3,423	3,418	431		(482)	180	2,945	457
9.2	Pet insurance plans												
10.	Financial Guaranty												
11.1	Medical Professional Liability — Occurrence												
11.2	Medical Professional Liability — Claims-Made												
12.	Earthquake	364	1,422		195							59	6
13.1	Comprehensive (hospital and medical) ind (b)												
13.2	Comprehensive (hospital and medical) group (b)												
14.	Credit A&H (Group and Individual)												
15.1	Vision Only (b)												
15.2	Dental Only (b)												
15.3	Disability Income (b)												
15.4	Medicare Supplement (b)												
15.5	Medicaid Title XIX (b)												
15.6	Medicare Title XVIII (b)												
15.7	Long-Term Care (b)												
15.8	Federal Employees Health Benefits Plan (b)												
15.9	Other Health (b)												
16.	Workers' Compensation	616,517	478,161		257,536	26,066	158,360	202,713		29,339	46,090	50,422	9,893
17.1	Other Liability—Occurrence	35,187	36,598		19,662		6,477	24,095		1,192	10,462	6,193	662
17.2	Other Liability—Claims-Made												
17.3	Excess Workers' Compensation												
18.1	Products Liability — Occurrence	366	366				203	203		124	124	67	6
18.2	Products Liability — Claims-Made												
19.1	Private Passenger Auto No-Fault (Personal Injury Protection)												
19.2	Other Private Passenger Auto Liability	1,988,538	2,006,944		761,891	1,312,535	1,676,573	1,555,287	20,056	19,859	54,483	239,666	32,049
19.3	Commercial Auto No-Fault (Personal Injury Protection)												
19.4	Other Commercial Auto Liability	2,562,902	2,324,193		1,053,602	1,970,327	1,236,038	2,023,095	11,684	145,065	306,955	409,689	40,919
21.1	Private Passenger Auto Physical Damage	3,553,744	3,467,415		1,383,235	1,532,036	1,435,335	(42,452)	7,755	9,634	2,936	426,131	56,739
21.2	Commercial Auto Physical Damage	1,680,863	1,543,649		685,331	659,239	678,988	99,351	42	5,147	11,225	269,180	26,937
22.	Aircraft (all perils)												
23.	Fidelity												
24.	Surety												
26.	Burglary and Theft												
27.	Boiler and Machinery												
28.	Credit												
29.	International												
30.	Warranty												
31.	Reins nonproportional assumed property	XXX	XXX	XXX	XXX	XXX	XXX	XXX	XXX	XXX	XXX	XXX	XXX
32.	Reins nonproportional assumed liability	XXX	XXX	XXX	XXX	XXX	XXX	XXX	XXX	XXX	XXX	XXX	XXX
33.	Reins nonproportional assumed financial lines	XXX	XXX	XXX	XXX	XXX	XXX	XXX	XXX	XXX	XXX	XXX	XXX
34.	Aggregate Write-Ins for Other Lines of Business												
35.	TOTAL (a)	14,797,871	13,772,728		5,886,589	5,955,838	6,511,911	5,841,959	47,884	641,987	1,121,634	2,142,893	237,314
Details of Write-Ins													
3401.													
3402.													
3403.													
3498.	Summary of remaining write-ins for Line 34 from overflow page												
3499.	Totals (Lines 3401 through 3403 plus 3498) (Line 34 above)												

(a) Finance and service charges not included in Lines 1 to 35 \$77,174
(b) For health business on indicated lines report: Number of persons insured under PPO managed care products and number of persons insured under indemnity only products .



EXHIBIT OF PREMIUMS AND LOSSES

BUSINESS IN THE STATE OF MINNESOTA DURING THE YEAR 2024

NAIC Group Code: 0267

NAIC Company Code: 12986

Line of Business		Gross Premiums, Including Policy and Membership Fees, Less Return Premiums and Premiums on Policies not Taken		3	4	5	6	7	8	9	10	11	12
		1	2	Dividends Paid or Credited to Policyholders on Direct Business	Direct Unearned Premium Reserves	Direct Losses Paid (deducting salvage)	Direct Losses Incurred	Direct Losses Unpaid	Direct Defense and Cost Containment Expense Paid	Direct Defense and Cost Containment Expense Incurred	Direct Defense and Cost Containment Expense Unpaid	Commissions and Brokerage Expenses	Taxes, Licenses and Fees
1.	Fire		-				(1,825)	(1)		(125)	-		
2.1	Allied Lines		(3)				(2,474)	63		(170)	3		
2.2	Multiple Peril Crop												
2.3	Federal Flood												
2.4	Private Crop												
2.5	Private Flood												
3.	Farmowners Multiple Peril	65,993	18,602		47,391		876	876	-	326	326	10,659	1,451
4.	Homeowners Multiple Peril	1,798,988	1,950,760		956,856	1,457,484	914,414	350,614	23,451	26,524	22,016	257,567	26,653
5.1	Commercial Multiple Peril (Non-Liability Portion)	840,976	769,751		474,450	1,170,446	(66,999)	113,893	21,578	13,713	6,076	151,948	14,166
5.2	Commercial Multiple Peril (Liability Portion)	308,598	270,782		134,802	39,109	521,399	705,327	10,048	41,571	129,288	55,347	6,787
6.	Mortgage Guaranty												
8.	Ocean Marine												
9.1	Inland marine	49,861	51,225		25,764	45,186	44,934	1,155		(1,548)	495	7,705	1,272
9.2	Pet insurance plans												
10.	Financial Guaranty												
11.1	Medical Professional Liability — Occurrence												
11.2	Medical Professional Liability — Claims-Made												
12.	Earthquake	15	15		8							2	-
13.1	Comprehensive (hospital and medical) ind (b)												
13.2	Comprehensive (hospital and medical) group (b)												
14.	Credit A&H (Group and Individual)												
15.1	Vision Only (b)												
15.2	Dental Only (b)												
15.3	Disability Income (b)												
15.4	Medicare Supplement (b)												
15.5	Medicaid Title XIX (b)												
15.6	Medicare Title XVIII (b)												
15.7	Long-Term Care (b)												
15.8	Federal Employees Health Benefits Plan (b)												
15.9	Other Health (b)												
16.	Workers' Compensation												125
17.1	Other Liability—Occurrence	35,557	46,545		17,180	13,298	34,135	42,661		(377)	5,223	5,773	782
17.2	Other Liability—Claims-Made												
17.3	Excess Workers' Compensation												
18.1	Products Liability — Occurrence	3,864	6,718				1,595	3,988		1,024	2,447	701	85
18.2	Products Liability — Claims-Made												
19.1	Private Passenger Auto No-Fault (Personal Injury Protection)	1,468,725	1,414,172		596,654	958,504	1,129,412	278,885	15,200	119,930	125,577	178,394	32,300
19.2	Other Private Passenger Auto Liability	4,796,305	4,426,020		2,012,842	2,248,031	1,420,965	2,682,658	64,157	(529,780)	96,964	583,229	94,765
19.3	Commercial Auto No-Fault (Personal Injury Protection)	281,479	217,401		154,011	22,941	(13,285)	55,795	3,225	9,414	10,597	36,660	6,190
19.4	Other Commercial Auto Liability	2,596,975	2,284,446		1,251,715	991,894	1,727,482	2,973,639	100,307	191,732	325,038	343,300	57,112
21.1	Private Passenger Auto Physical Damage	7,395,850	6,655,182		3,184,737	3,649,878	3,551,747	38,058	6,471	29,318	24,274	896,841	162,648
21.2	Commercial Auto Physical Damage	1,421,675	1,292,319		565,431	475,028	580,652	190,484	215	3,038	8,099	182,896	31,236
22.	Aircraft (all perils)												
23.	Fidelity												
24.	Surety												
26.	Burglary and Theft												
27.	Boiler and Machinery												
28.	Credit												
29.	International												
30.	Warranty												
31.	Reins nonproportional assumed property	XXX	XXX	XXX	XXX	XXX	XXX	XXX	XXX	XXX	XXX	XXX	XXX
32.	Reins nonproportional assumed liability	XXX	XXX	XXX	XXX	XXX	XXX	XXX	XXX	XXX	XXX	XXX	XXX
33.	Reins nonproportional assumed financial lines	XXX	XXX	XXX	XXX	XXX	XXX	XXX	XXX	XXX	XXX	XXX	XXX
34.	Aggregate Write-Ins for Other Lines of Business												
35.	TOTAL (a)	21,064,860	19,403,936		9,421,841	11,071,798	9,843,027	7,438,095	244,650	(95,410)	756,421	2,711,021	435,572
Details of Write-Ins													
3401.													
3402.													
3403.													
3498.	Summary of remaining write-ins for Line 34 from overflow page												
3499.	Totals (Lines 3401 through 3403 plus 3498) (Line 34 above)												

(a) Finance and service charges not included in Lines 1 to 35 \$131,297

(b) For health business on indicated lines report: Number of persons insured under PPO managed care products and number of persons insured under indemnity only products .



EXHIBIT OF PREMIUMS AND LOSSES

BUSINESS IN THE STATE OF MISSISSIPPI DURING THE YEAR 2024

NAIC Group Code: 0267

NAIC Company Code: 12986

Line of Business	Gross Premiums, Including Policy and Membership Fees, Less Return Premiums and Premiums on Policies not Taken		3	4	5	6	7	8	9	10	11	12
	1	2	Dividends Paid or Credited to Policyholders on Direct Business	Direct Unearned Premium Reserves	Direct Losses Paid (deducting salvage)	Direct Losses Incurred	Direct Losses Unpaid	Direct Defense and Cost Containment Expense Paid	Direct Defense and Cost Containment Expense Incurred	Direct Defense and Cost Containment Expense Unpaid	Commissions and Brokerage Expenses	Taxes, Licenses and Fees
	Direct Premiums Written	Direct Premiums Earned										
1. Fire												
2.1 Allied Lines												
2.2 Multiple Peril Crop												
2.3 Federal Flood												
2.4 Private Crop												
2.5 Private Flood												
3. Farmowners Multiple Peril												
4. Homeowners Multiple Peril												
5.1 Commercial Multiple Peril (Non-Liability Portion)												
5.2 Commercial Multiple Peril (Liability Portion)												
6. Mortgage Guaranty												
8. Ocean Marine												
9.1 Inland marine												
9.2 Pet insurance plans												
10. Financial Guaranty												
11.1 Medical Professional Liability — Occurrence												
11.2 Medical Professional Liability — Claims-Made												
12. Earthquake												
13.1 Comprehensive (hospital and medical) ind (b)												
13.2 Comprehensive (hospital and medical) group (b)												
14. Credit A&H (Group and Individual)												
15.1 Vision Only (b)												
15.2 Dental Only (b)												
15.3 Disability Income (b)												
15.4 Medicare Supplement (b)												
15.5 Medicaid Title XIX (b)												
15.6 Medicare Title XVIII (b)												
15.7 Long-Term Care (b)												
15.8 Federal Employees Health Benefits Plan (b)												
15.9 Other Health (b)												
16. Workers' Compensation												
17.1 Other Liability—Occurrence												
17.2 Other Liability—Claims-Made												
17.3 Excess Workers' Compensation												
18.1 Products Liability — Occurrence												
18.2 Products Liability — Claims-Made												
19.1 Private Passenger Auto No-Fault (Personal Injury Protection)												
19.2 Other Private Passenger Auto Liability												
19.3 Commercial Auto No-Fault (Personal Injury Protection)												
19.4 Other Commercial Auto Liability												
21.1 Private Passenger Auto Physical Damage												
21.2 Commercial Auto Physical Damage												
22. Aircraft (all perils)												
23. Fidelity												
24. Surety												
26. Burglary and Theft												
27. Boiler and Machinery												
28. Credit												
29. International												
30. Warranty												
31. Reins nonproportional assumed property	XXX	XXX	XXX	XXX	XXX	XXX	XXX	XXX	XXX	XXX	XXX	XXX
32. Reins nonproportional assumed liability	XXX	XXX	XXX	XXX	XXX	XXX	XXX	XXX	XXX	XXX	XXX	XXX
33. Reins nonproportional assumed financial lines	XXX	XXX	XXX	XXX	XXX	XXX	XXX	XXX	XXX	XXX	XXX	XXX
34. Aggregate Write-Ins for Other Lines of Business												
35. TOTAL (a)												
Details of Write-Ins												
3401.												
3402.												
3403.												
3498. Summary of remaining write-ins for Line 34 from overflow page												
3499. Totals (Lines 3401 through 3403 plus 3498) (Line 34 above)												

NONE

(a) Finance and service charges not included in Lines 1 to 35 \$
(b) For health business on indicated lines report: Number of persons insured under PPO managed care products and number of persons insured under indemnity only products .



EXHIBIT OF PREMIUMS AND LOSSES

BUSINESS IN THE STATE OF MISSOURI DURING THE YEAR 2024

NAIC Group Code: 0267

NAIC Company Code: 12986

Line of Business		Gross Premiums, Including Policy and Membership Fees, Less Return Premiums and Premiums on Policies not Taken		3	4	5	6	7	8	9	10	11	12
		1	2	Dividends Paid or Credited to Policyholders on Direct Business	Direct Unearned Premium Reserves	Direct Losses Paid (deducting salvage)	Direct Losses Incurred	Direct Losses Unpaid	Direct Defense and Cost Containment Expense Paid	Direct Defense and Cost Containment Expense Incurred	Direct Defense and Cost Containment Expense Unpaid	Commissions and Brokerage Expenses	Taxes, Licenses and Fees
1.	Fire												
2.1	Allied Lines												
2.2	Multiple Peril Crop												
2.3	Federal Flood												
2.4	Private Crop												
2.5	Private Flood												
3.	Farmowners Multiple Peril												
4.	Homeowners Multiple Peril												
5.1	Commercial Multiple Peril (Non-Liability Portion)												
5.2	Commercial Multiple Peril (Liability Portion)												
6.	Mortgage Guaranty												
8.	Ocean Marine												
9.1	Inland marine												
9.2	Pet insurance plans												
10.	Financial Guaranty												
11.1	Medical Professional Liability — Occurrence												
11.2	Medical Professional Liability — Claims-Made												
12.	Earthquake												
13.1	Comprehensive (hospital and medical) ind (b)												
13.2	Comprehensive (hospital and medical) group (b)												
14.	Credit A&H (Group and Individual)												
15.1	Vision Only (b)												
15.2	Dental Only (b)												
15.3	Disability Income (b)												
15.4	Medicare Supplement (b)												
15.5	Medicaid Title XIX (b)												
15.6	Medicare Title XVIII (b)												
15.7	Long-Term Care (b)												
15.8	Federal Employees Health Benefits Plan (b)												
15.9	Other Health (b)												
16.	Workers' Compensation												
17.1	Other Liability—Occurrence												
17.2	Other Liability—Claims-Made												
17.3	Excess Workers' Compensation												
18.1	Products Liability — Occurrence												
18.2	Products Liability — Claims-Made												
19.1	Private Passenger Auto No-Fault (Personal Injury Protection)												
19.2	Other Private Passenger Auto Liability												
19.3	Commercial Auto No-Fault (Personal Injury Protection)												
19.4	Other Commercial Auto Liability												
21.1	Private Passenger Auto Physical Damage												
21.2	Commercial Auto Physical Damage												
22.	Aircraft (all perils)												
23.	Fidelity												
24.	Surety												
26.	Burglary and Theft												
27.	Boiler and Machinery												
28.	Credit												
29.	International												
30.	Warranty												
31.	Reins nonproportional assumed property	XXX	XXX	XXX	XXX	XXX	XXX	XXX	XXX	XXX	XXX	XXX	XXX
32.	Reins nonproportional assumed liability	XXX	XXX	XXX	XXX	XXX	XXX	XXX	XXX	XXX	XXX	XXX	XXX
33.	Reins nonproportional assumed financial lines	XXX	XXX	XXX	XXX	XXX	XXX	XXX	XXX	XXX	XXX	XXX	XXX
34.	Aggregate Write-Ins for Other Lines of Business												
35.	TOTAL (a)												
Details of Write-Ins													
3401.												
3402.												
3403.												
3498.	Summary of remaining write-ins for Line 34 from overflow page												
3499.	Totals (Lines 3401 through 3403 plus 3498) (Line 34 above)												

NONE

(a) Finance and service charges not included in Lines 1 to 35 \$
(b) For health business on indicated lines report: Number of persons insured under PPO managed care products and number of persons insured under indemnity only products .



EXHIBIT OF PREMIUMS AND LOSSES

BUSINESS IN THE STATE OF OHIO DURING THE YEAR 2024

NAIC Group Code: 0267

NAIC Company Code: 12986

Line of Business		Gross Premiums, Including Policy and Membership Fees, Less Return Premiums and Premiums on Policies not Taken		3	4	5	6	7	8	9	10	11	12
		1	2	Dividends Paid or Credited to Policyholders on Direct Business	Direct Unearned Premium Reserves	Direct Losses Paid (deducting salvage)	Direct Losses Incurred	Direct Losses Unpaid	Direct Defense and Cost Containment Expense Paid	Direct Defense and Cost Containment Expense Incurred	Direct Defense and Cost Containment Expense Unpaid	Commissions and Brokerage Expenses	Taxes, Licenses and Fees
1.	Fire												
2.1	Allied Lines												
2.2	Multiple Peril Crop												
2.3	Federal Flood												
2.4	Private Crop												
2.5	Private Flood												
3.	Farmowners Multiple Peril												
4.	Homeowners Multiple Peril												
5.1	Commercial Multiple Peril (Non-Liability Portion)												
5.2	Commercial Multiple Peril (Liability Portion)												
6.	Mortgage Guaranty												
8.	Ocean Marine												
9.1	Inland marine												
9.2	Pet insurance plans												
10.	Financial Guaranty												
11.1	Medical Professional Liability — Occurrence												
11.2	Medical Professional Liability — Claims-Made												
12.	Earthquake												
13.1	Comprehensive (hospital and medical) ind (b)												
13.2	Comprehensive (hospital and medical) group (b)												
14.	Credit A&H (Group and Individual)												
15.1	Vision Only (b)												
15.2	Dental Only (b)												
15.3	Disability Income (b)												
15.4	Medicare Supplement (b)												
15.5	Medicaid Title XIX (b)												
15.6	Medicare Title XVIII (b)												
15.7	Long-Term Care (b)												
15.8	Federal Employees Health Benefits Plan (b)												
15.9	Other Health (b)												
16.	Workers' Compensation												
17.1	Other Liability—Occurrence												
17.2	Other Liability—Claims-Made												
17.3	Excess Workers' Compensation												
18.1	Products Liability — Occurrence												
18.2	Products Liability — Claims-Made												
19.1	Private Passenger Auto No-Fault (Personal Injury Protection)												
19.2	Other Private Passenger Auto Liability												
19.3	Commercial Auto No-Fault (Personal Injury Protection)												
19.4	Other Commercial Auto Liability												
21.1	Private Passenger Auto Physical Damage												
21.2	Commercial Auto Physical Damage												
22.	Aircraft (all perils)												
23.	Fidelity												
24.	Surety												
26.	Burglary and Theft												
27.	Boiler and Machinery												
28.	Credit												
29.	International												
30.	Warranty												
31.	Reins nonproportional assumed property	XXX	XXX	XXX	XXX	XXX	XXX	XXX	XXX	XXX	XXX	XXX	XXX
32.	Reins nonproportional assumed liability	XXX	XXX	XXX	XXX	XXX	XXX	XXX	XXX	XXX	XXX	XXX	XXX
33.	Reins nonproportional assumed financial lines	XXX	XXX	XXX	XXX	XXX	XXX	XXX	XXX	XXX	XXX	XXX	XXX
34.	Aggregate Write-Ins for Other Lines of Business												
35.	TOTAL (a)												
Details of Write-Ins													
3401.												
3402.												
3403.												
3498.	Summary of remaining write-ins for Line 34 from overflow page												
3499.	Totals (Lines 3401 through 3403 plus 3498) (Line 34 above)												

NONE

(a) Finance and service charges not included in Lines 1 to 35 \$
(b) For health business on indicated lines report: Number of persons insured under PPO managed care products and number of persons insured under indemnity only products .



EXHIBIT OF PREMIUMS AND LOSSES

BUSINESS IN THE STATE OF WISCONSIN DURING THE YEAR 2024

NAIC Group Code: 0267

NAIC Company Code: 12986

Line of Business		Gross Premiums, Including Policy and Membership Fees, Less Return Premiums and Premiums on Policies not Taken		3	4	5	6	7	8	9	10	11	12
		1 Direct Premiums Written	2 Direct Premiums Earned	Dividends Paid or Credited to Policyholders on Direct Business	Direct Unearned Premium Reserves	Direct Losses Paid (deducting salvage)	Direct Losses Incurred	Direct Losses Unpaid	Direct Defense and Cost Containment Expense Paid	Direct Defense and Cost Containment Expense Incurred	Direct Defense and Cost Containment Expense Unpaid	Commissions and Brokerage Expenses	Taxes, Licenses and Fees
1.	Fire	(169)	5,941				(2,689)	826		(201)	40	(25)	(3)
2.1	Allied Lines	(260)	11,204				(5,029)	1,560		(376)	75	(38)	(4)
2.2	Multiple Peril Crop												
2.3	Federal Flood												
2.4	Private Crop												
2.5	Private Flood												
3.	Farmowners Multiple Peril	73,542	38,652		34,890		1,922	1,922		543	543	12,167	1,187
4.	Homeowners Multiple Peril	3,545,749	3,818,098		1,809,640	2,799,282	2,277,145	867,944	29,662	21,844	43,051	507,434	57,223
5.1	Commercial Multiple Peril (Non-Liability Portion)	707,527	745,126		203,621	288,342	(1,252)	35,843	12,837	6,679	5,625	125,811	11,418
5.2	Commercial Multiple Peril (Liability Portion)	171,975	178,164		66,271	93,105	91,584	171,489	12,105	14,804	83,333	30,652	2,775
6.	Mortgage Guaranty												
8.	Ocean Marine												
9.1	Inland marine	156,093	162,688		73,050	34,507	41,725	18,474	1,010	(4,237)	1,575	24,320	2,519
9.2	Pet insurance plans												
10.	Financial Guaranty												
11.1	Medical Professional Liability — Occurrence												
11.2	Medical Professional Liability — Claims-Made												
12.	Earthquake	306	303		45							40	5
13.1	Comprehensive (hospital and medical) ind (b)												
13.2	Comprehensive (hospital and medical) group (b)												
14.	Credit A&H (Group and Individual)												
15.1	Vision Only (b)												
15.2	Dental Only (b)												
15.3	Disability Income (b)												
15.4	Medicare Supplement (b)												
15.5	Medicaid Title XIX (b)												
15.6	Medicare Title XVIII (b)												
15.7	Long-Term Care (b)												
15.8	Federal Employees Health Benefits Plan (b)												
15.9	Other Health (b)												
16.	Workers' Compensation	1,377	736		641	—	238	238		66	66	118	22
17.1	Other Liability—Occurrence	101,776	110,766		49,623	—	82,468	114,538		701	1,524	16,213	1,643
17.2	Other Liability—Claims-Made												
17.3	Excess Workers' Compensation												
18.1	Products Liability — Occurrence												
18.2	Products Liability — Claims-Made												
19.1	Private Passenger Auto No-Fault (Personal Injury Protection)												
19.2	Other Private Passenger Auto Liability	25,452,435	25,796,264		9,855,522	16,100,531	15,027,958	20,058,905	394,014	(756,830)	1,018,410	3,328,174	410,765
19.3	Commercial Auto No-Fault (Personal Injury Protection)												
19.4	Other Commercial Auto Liability	2,218,248	2,497,970		844,976	2,734,602	1,370,985	2,575,594	69,562	55,640	356,364	307,525	35,799
21.1	Private Passenger Auto Physical Damage	33,124,463	32,875,777		12,933,587	18,193,704	18,052,889	318,136	17,024	34,869	26,758	4,329,183	534,581
21.2	Commercial Auto Physical Damage	1,131,760	1,228,122		423,378	658,420	488,919	50,004	108	1,316	7,849	159,759	18,265
22.	Aircraft (all perils)												
23.	Fidelity												
24.	Surety												
26.	Burglary and Theft												
27.	Boiler and Machinery												
28.	Credit												
29.	International												
30.	Warranty												
31.	Reins nonproportional assumed property	XXX	XXX	XXX	XXX	XXX	XXX	XXX	XXX	XXX	XXX	XXX	XXX
32.	Reins nonproportional assumed liability	XXX	XXX	XXX	XXX	XXX	XXX	XXX	XXX	XXX	XXX	XXX	XXX
33.	Reins nonproportional assumed financial lines	XXX	XXX	XXX	XXX	XXX	XXX	XXX	XXX	XXX	XXX	XXX	XXX
34.	Aggregate Write-Ins for Other Lines of Business												
35.	TOTAL (a)	66,684,821	67,469,810		26,295,244	40,902,493	37,426,863	24,215,475	536,322	(625,181)	1,545,212	8,841,334	1,076,196
Details of Write-Ins													
3401.													
3402.													
3403.													
3498.	Summary of remaining write-ins for Line 34 from overflow page												
3499.	Totals (Lines 3401 through 3403 plus 3498) (Line 34 above)												

(a) Finance and service charges not included in Lines 1 to 35 \$671,149
(b) For health business on indicated lines report: Number of persons insured under PPO managed care products and number of persons insured under indemnity only products .



EXHIBIT OF PREMIUMS AND LOSSES

GRAND TOTAL DURING THE YEAR 2024

NAIC Group Code: 0267

NAIC Company Code: 12986

Line of Business		Gross Premiums, Including Policy and Membership Fees, Less Return Premiums and Premiums on Policies not Taken		3	4	5	6	7	8	9	10	11	12
		1	2	Dividends Paid or Credited to Policyholders on Direct Business	Direct Unearned Premium Reserves	Direct Losses Paid (deducting salvage)	Direct Losses Incurred	Direct Losses Unpaid	Direct Defense and Cost Containment Expense Paid	Direct Defense and Cost Containment Expense Incurred	Direct Defense and Cost Containment Expense Unpaid	Commissions and Brokerage Expenses	Taxes, Licenses and Fees
1.	Fire	9,733	15,196		6,993		(4,678)	1,823		(357)	88	1,775	455
2.1	Allied Lines	22,187	42,844		15,039		(7,751)	5,200		(636)	250	4,043	354
2.2	Multiple Peril Crop												
2.3	Federal Flood												
2.4	Private Crop												
2.5	Private Flood												
3.	Farmowners Multiple Peril	201,119	74,230		126,889		3,589	3,589	—	1,108	1,108	32,790	3,621
4.	Homeowners Multiple Peril	6,105,327	6,533,559		3,174,351	4,430,564	2,991,866	1,255,861	53,238	49,549	73,638	867,438	96,070
5.1	Commercial Multiple Peril (Non-Liability Portion)	3,427,485	3,138,314		1,338,021	1,693,182	211,363	474,135	34,414	21,902	24,483	607,968	55,585
5.2	Commercial Multiple Peril (Liability Portion)	2,087,223	1,898,128		781,968	176,236	1,849,203	2,488,985	30,374	485,675	879,987	376,051	35,214
6.	Mortgage Guaranty												
8.	Ocean Marine												
9.1	Inland marine	225,189	232,701		108,610	83,116	90,077	20,061	1,010	(6,267)	2,249	34,970	4,248
9.2	Pet insurance plans												
10.	Financial Guaranty												
11.1	Medical Professional Liability — Occurrence												
11.2	Medical Professional Liability — Claims-Made												
12.	Earthquake	685	1,740		249							101	11
13.1	Comprehensive (hospital and medical) ind (b)												
13.2	Comprehensive (hospital and medical) group (b)												
14.	Credit A&H (Group and Individual)												
15.1	Vision Only (b)												
15.2	Dental Only (b)												
15.3	Disability Income (b)												
15.4	Medicare Supplement (b)												
15.5	Medicaid Title XIX (b)												
15.6	Medicare Title XVIII (b)												
15.7	Long-Term Care (b)												
15.8	Federal Employees Health Benefits Plan (b)												
15.9	Other Health (b)										—	—	—
16.	Workers' Compensation	617,894	478,897		258,177	26,066	158,599	202,951		29,405	46,156	50,540	10,041
17.1	Other Liability—Occurrence	172,519	193,909		86,464	13,298	123,080	181,295		1,516	17,209	28,178	3,086
17.2	Other Liability—Claims-Made										—	—	—
17.3	Excess Workers' Compensation												
18.1	Products Liability — Occurrence	4,230	7,084				1,798	4,191		1,148	2,571	768	91
18.2	Products Liability — Claims-Made												
19.1	Private Passenger Auto No-Fault (Personal Injury Protection)	1,468,725	1,414,172		596,654	958,504	1,129,412	278,885	15,200	119,930	125,577	178,394	32,300
19.2	Other Private Passenger Auto Liability	32,237,277	32,229,227		12,630,255	19,661,096	18,125,496	24,296,850	478,226	(1,266,751)	1,169,856	4,151,069	537,580
19.3	Commercial Auto No-Fault (Personal Injury Protection)	281,479	217,401		154,011	22,941	(13,285)	55,795	3,225	9,414	10,597	36,660	6,190
19.4	Other Commercial Auto Liability	7,378,125	7,106,609		3,150,293	5,696,822	4,334,504	7,572,328	181,553	392,437	988,356	1,060,514	133,831
21.1	Private Passenger Auto Physical Damage	44,074,057	42,998,374		17,501,560	23,375,618	23,039,970	313,742	31,250	73,820	53,968	5,652,154	753,968
21.2	Commercial Auto Physical Damage	4,234,298	4,064,090		1,674,140	1,792,686	1,748,559	339,838	365	9,501	27,173	611,835	76,438
22.	Aircraft (all perils)												
23.	Fidelity												
24.	Surety												
26.	Burglary and Theft												
27.	Boiler and Machinery												
28.	Credit												
29.	International												
30.	Warranty												
31.	Reins nonproportional assumed property	XXX	XXX	XXX	XXX	XXX	XXX	XXX	XXX	XXX	XXX	XXX	XXX
32.	Reins nonproportional assumed liability	XXX	XXX	XXX	XXX	XXX	XXX	XXX	XXX	XXX	XXX	XXX	XXX
33.	Reins nonproportional assumed financial lines	XXX	XXX	XXX	XXX	XXX	XXX	XXX	XXX	XXX	XXX	XXX	XXX
34.	Aggregate Write-Ins for Other Lines of Business												
35.	TOTAL (a)	102,547,552	100,646,475		41,603,674	57,930,129	53,781,802	37,495,529	828,856	(78,605)	3,423,267	13,695,248	1,749,083
Details of Write-Ins													
3401.													
3402.													
3403.													
3498.	Summary of remaining write-ins for Line 34 from overflow page												
3499.	Totals (Lines 3401 through 3403 plus 3498) (Line 34 above)												

(a) Finance and service charges not included in Lines 1 to 35 \$879,620

(b) For health business on indicated lines report: Number of persons insured under PPO managed care products and number of persons insured under indemnity only products .

(20) Schedule F - Part 1 (\$000's Omitted)

NONE

(21) Schedule F - Part 2

NONE

SCHEDULE F - PART 3

Ceded Reinsurance as of December 31, Current Year (\$000 Omitted)

1	2	3	4	5	6	Reinsurance Recoverable On									16	Reinsurance Payable		19	20
						7	8	9	10	11	12	13	14	15		17	18		
ID Number	NAIC Company Code	Name of Reinsurer	Domiciliary Jurisdiction	Special Code	Reinsurance Premiums Ceded	Paid Losses	Paid LAE	Known Case Loss Reserves	Known Case LAE Reserves	IBNR Loss Reserves	IBNR LAE Reserves	Unearned Premiums	Contingent Commissions	Cols. 7 through 14 Totals	Amount in Dispute Included in Column 15	Ceded Balances Payable	Other Amounts Due to Reinsurers	Net Amount Recoverable From Reinsurers Cols. 15- [17+18]	Funds Held by Company Under Reinsurance Treaties
Total Authorized, Affiliates, U.S. Intercompany Pooling																			
31-4192970	14060	GRANGE INS CO	OH		101,751			20,868		16,617		41,532		79,017				79,017	4,630
0199999 – Total Authorized, Affiliates, U.S. Intercompany Pooling					101,751			20,868		16,617		41,532		79,017				79,017	4,630
0499999 – Total Authorized, Affiliates, U.S. Non-Pool, Total																			
0899999 – Total Authorized, Affiliates, Total Authorized - Affiliates					101,751			20,868		16,617		41,532		79,017				79,017	4,630
Total Authorized, Other U.S. Unaffiliated Insurers																			
06-0384680	11452	HARTFORD STEAM BOIL INSPEC & INS CO	CT		164	–		3		–		53		55		–		55	
51-0434766	20370	AXIS REINS CO	NY		4	–		–		–		–		–		–		–	
47-0574325	32603	BERKLEY INS CO	DE		16	–		–		–		6		6		–		6	
42-0234980	21415	EMPLOYERS MUT CAS CO	IA		2	–		–		–		–		–		–		–	
35-2293075	11551	ENDURANCE ASSUR CORP	DE		4	–		–		–		–		–		–		–	
13-2673100	22039	GENERAL REINS CORP	DE		83	–		4	–	–		13		16		–		16	
52-1952955	10357	RENAISSANCE REINS US INC	MD		89	–		–		–		–		–		–		–	
47-0698507	23680	ODYSSEY REINS CO	CT		44	–		–		–		–		–		–		–	
13-1675535	25364	SWISS REINS AMER CORP	NY		74	–		1		–		–		1		–		1	
42-0644327	13021	UNITED FIRE & CAS CO	IA		37	–		–		–		–		–		–		–	
22-2005057	26921	EVEREST REINS CO	DE		3	–		–		–		–		–		–		–	
87-2252307	22225	TRISURA INS CO	OK		20	–		–		–		–		–		–		–	
13-4924125	10227	MUNICH REINS AMER INC	DE		4	–		–		–		–		–		–		–	
13-3138390	42307	NAVIGATORS INS CO	NY		3	–		–		–		–		–		–		–	
23-1641984	10219	QBE REINS CORP	PA		2	–		–		–		–		–		–		–	
13-5616275	19453	TRANSATLANTIC REINS CO	NY		13	–		–		–		–		–		–		–	
04-1543470	23043	LIBERTY MUT INS CO	MA		1	–		–		–		–		–		–		–	
0999999 – Total Authorized, Other U.S. Unaffiliated Insurers					564	–		8	–	–		72		80		–		80	
Total Authorized, Other Non-U.S. Insurers																			
AA-1120198		Lloyd's Syndicate Number 1618	GBR		2	–		–		–		–		–		–		–	
AA-1128987		Lloyd's Syndicate Number 2987	GBR		5	–		–		–		–		–		–		–	
AA-1126033		Lloyd's Syndicate Number 33	GBR		2	–		–		–		–		–		–		–	
AA-1126623		Lloyd's Syndicate Number 623	GBR		1	–		–		–		–		–		–		–	
AA-1127084		Lloyd's Syndicate Number 1084	GBR		6	–		–		–		–		–		–		–	
AA-1120156		Lloyd's Syndicate Number 1686	GBR		1	–		–		–		–		–		–		–	
AA-1120171		Lloyd's Syndicate Number 1856	GBR		1	–		–		–		–		–		–		–	
AA-1128001		Lloyd's Syndicate Number 2001	GBR		2	–		–		–		–		–		–		–	
AA-1128003		Lloyd's Syndicate Number 2003	GBR		1	–		–		–		–		–		–		–	
AA-1128010		Lloyd's Syndicate Number 2010	GBR		2	–		–		–		–		–		–		–	
AA-1128623		Lloyd's Syndicate Number 2623	GBR		2	–		–		–		–		–		–		–	
AA-1128791		Lloyd's Syndicate Number 2791	GBR		1	–		–		–		–		–		–		–	
AA-1126004		Lloyd's Syndicate Number 4444	GBR		2	–		–		–		–		–		–		–	
AA-1126609		Lloyd's Syndicate Number 609	GBR		1	–		–		–		–		–		–		–	
AA-3194130		Endurance Specialty Ins Ltd	BMU		3	–		–		–		–		–		–		–	
AA-1840000		Mapfre Re Compania de Reaseguros SA	ESP		6	–		–		–		–		–		–		–	
AA-3190686		Partner Reins Co Ltd	BMU		2	–		–		–		–		–		–		–	
AA-3190870		Validus Reins Ltd	BMU		3	–		–		–		–		–		–		–	
AA-1340125		Hannover Rueck SE	DEU		111	–		–		–		–		–		–		–	
1299999 – Total Authorized, Other Non-U.S. Insurers					152	–		1	–	–		–		1		–		1	
1499999 – Total Authorized Excluding Protected Cells					102,467	–		20,877	–	16,617		41,604		79,097		–		79,097	4,630
Total Unauthorized, Other Non-U.S. Insurers																			
AA-1120191		Convex Ins UK Ltd	GBR		11	–		–		–		–		–		–		–	
AA-3191190		Hamilton Re Ltd	BMU		1	–		–		–		–		–		–		–	

SCHEDULE F - PART 3

Ceded Reinsurance as of December 31, Current Year (\$000 Omitted)

1	2	3	4	5	6	Reinsurance Recoverable On									16	Reinsurance Payable		19	20
						7	8	9	10	11	12	13	14	15		17	18		
ID Number	NAIC Company Code	Name of Reinsurer	Domiciliary Jurisdiction	Special Code	Reinsurance Premiums Ceded	Paid Losses	Paid LAE	Known Case Loss Reserves	Known Case LAE Reserves	IBNR Loss Reserves	IBNR LAE Reserves	Unearned Premiums	Contingent Commissions	Cols. 7 through 14 Totals	Amount in Dispute Included in Column 15	Ceded Balances Payable	Other Amounts Due to Reinsurers	Net Amount Recoverable From Reinsurers Cols. 15- [17+18]	Funds Held by Company Under Reinsurance Treaties
AA-1460080		HELVETIA SCHWEIZERISCHE VERSICHERUNGS	CHE		31	-	-	-		-		-		-		-		-	
AA-1340028		DEVK	DEU		1	-	-	-		-		-		-		-		-	
AA-1780116		Chaucer Ins Co Designated Activity Co.	IRL		1	-	-	-		-		-		-		-		-	
AA-5420050		KOREAN REINS CO	KOR		4	-	-	-		-		-		-		-		-	
AA-1440060		LANSFORSAKRINGS BOLAG ENS AB	SWE		1	-	-	-		-		-		-		-		-	
AA-1460019		MS Amlin AG	CHE		1	-	-	-		-		-		-		-		-	
AA-1440076		SiriusPoint Intl Ins Corp (publ)	SWE		1	-	-	-		-		-		-		-		-	
AA-5324100		Taiping Reins Co Ltd	HKG		2	-	-	-		-		-		-		-		-	
AA-3191432		Vantage Risk Ltd	BMU		2	-	-	-		-		-		-		-		-	
2699999 - Total Unauthorized, Other Non-U.S. Insurers					56	-	-	1		-		-		1		-		1	
2899999 - Total Unauthorized Excluding Protected Cells					56	-	-	1		-		-		1		-		1	
Total Reciprocal Jurisdiction, Other Non-U.S. Insurers																			
RJ-3194126		Arch Reins Ltd	BMU		7	-	-	1		-		-		1		-		1	
RJ-3191289		Fidelis Ins Bermuda Ltd	BMU		6	-	-	-		-		-		-		-		-	
RJ-1120175		Fidelis Underwriting Ltd	GBR		8	-	-	-		-		-		-		-		-	
RJ-3190875		Hiscox Ins Co (Bermuda) Ltd	BMU		2	-	-	-		-		-		-		-		-	
5499999 - Total Reciprocal Jurisdiction, Other Non-U.S. Insurers					23	-	-	1		-		-		1		-		1	
5699999 - Total Reciprocal Jurisdiction Excluding Protected Cells					23	-	-	1		-		-		1		-		1	
5799999 - Total Authorized, Unauthorized, Reciprocal Jurisdiction and Certified Excluding Protected Cells					102,546	-	-	20,878	-	16,617		41,604		79,099		-		79,099	4,630
9999999 - Totals					102,546	-	-	20,878	-	16,617		41,604		79,099		-		79,099	4,630

SCHEDULE F - PART 3 (CONTINUED)
Ceded Reinsurance as of December 31, Current Year (\$000 Omitted)
(Credit Risk)

1	2	Collateral				25	26	27	Ceded Reinsurance Credit Risk								
		21	22	23	24				28	29	30	31	32	33	34	35	36
ID Number From Col. 1	Name of Reinsurer From Col. 3	Multiple Beneficiary Trusts	Letters of Credit	Issuing or Confirming Bank Reference Number	Single Beneficiary Trusts & Other Allowable Collateral	Total Funds Held, Payables & Collateral	Net Recoverable Net of Funds Held & Collateral	Applicable Sch. F Penalty (Col. 78)	Total Amount Recoverable From Reinsurers Less Penalty (Cols. 15 – 27)	Stressed Recoverable (Col. 28*120%)	Reinsurance Payable & Funds Held (Cols. 17+18+20; but not in excess of Col. 29)	Stressed Net Recoverable (Cols. 29 – 30)	Total Collateral (Cols. 21 + 22 + 24, not in Excess of Col. 31)	Stressed Net Recoverable Net of Collateral Offsets (Cols. 31 – 32)	Reinsurer Designation Equivalent	Credit Risk on Collateralized Recoverables (Col. 32 * Factor Applicable to Reinsurer Designation Equivalent in Col. 34)	Credit Risk on Un-collateralized Recoverables (Col. 33 * Factor Applicable to Reinsurer Designation Equivalent in Col. 34)
Total Authorized, Affiliates, U.S. Intercompany Pooling																	
31-4192970	GRANGE INS CO					4,630	74,387	–	XXX	XXX	XXX	XXX	XXX	XXX	XXX	XXX	XXX
0199999 – Total Authorized, Affiliates, U.S. Intercompany Pooling				XXX		4,630	74,387	–	XXX	XXX	XXX	XXX	XXX	XXX	XXX	XXX	XXX
0499999 – Total Authorized, Affiliates, U.S. Non-Pool, Total				XXX					XXX	XXX	XXX	XXX	XXX	XXX	XXX	XXX	XXX
0899999 – Total Authorized, Affiliates, Total Authorized - Affiliates				XXX		4,630	74,387	–							XXX		
Total Authorized, Other U.S. Unaffiliated Insurers																	
06-0384680	HARTFORD STEAM BOIL INSPEC & INS CO					–	55	–	55	66	–	66		66	1		1
51-0434766	AXIS REINS CO					–	–	–	–	–	–	–		–	3		–
47-0574325	BERKLEY INS CO					–	6	–	6	8	–	8		8	2		–
42-0234980	EMPLOYERS MUT CAS CO					–	–	–	–	–	–	–		–	4		–
35-2293075	ENDURANCE ASSUR CORP					–	–	–	–	–	–	–		–	2		–
13-2673100	GENERAL REINS CORP					–	16	–	16	20	–	20		20	1		–
52-1952955	RENAISSANCE REINS US INC					–	–	–	–	–	–	–		–	2		–
47-0698507	ODYSSEY REINS CO					–	–	–	–	–	–	–		–	2		–
13-1675535	SWISS REINS AMER CORP					–	1	–	1	1	–	1		1	2		–
42-0644327	UNITED FIRE & CAS CO					–	–	–	–	–	–	–		–	4		–
22-2005057	EVEREST REINS CO					–	–	–	–	–	–	–		–	2		–
87-2252307	TRISURA INS CO					–	–	–	–	–	–	–		–	4		–
13-4924125	MUNICH REINS AMER INC					–	–	–	–	–	–	–		–	2		–
13-3138390	NAVIGATORS INS CO					–	–	–	–	–	–	–		–	3		–
23-1641984	QBE REINS CORP					–	–	–	–	–	–	–		–	2		–
13-5616275	TRANSATLANTIC REINS CO					–	–	–	–	–	–	–		–	2		–
04-1543470	LIBERTY MUT INS CO					–	–	–	–	–	–	–		–	3		–
0999999 – Total Authorized, Other U.S. Unaffiliated Insurers				XXX		–	80	–	80	96	–	96		96	XXX		2
Total Authorized, Other Non-U.S. Insurers																	
AA-1120198	Lloyd's Syndicate Number 1618					–	–	–	–	–	–	–		–	3		–
AA-1128987	Lloyd's Syndicate Number 2987					–	–	–	–	–	–	–		–	3		–
AA-1126033	Lloyd's Syndicate Number 33					–	–	–	–	–	–	–		–	3		–
AA-1126623	Lloyd's Syndicate Number 623					–	–	–	–	–	–	–		–	3		–
AA-1127084	Lloyd's Syndicate Number 1084					–	–	–	–	–	–	–		–	3		–
AA-1120156	Lloyd's Syndicate Number 1686					–	–	–	–	–	–	–		–	3		–
AA-1120171	Lloyd's Syndicate Number 1856					–	–	–	–	–	–	–		–	3		–
AA-1128001	Lloyd's Syndicate Number 2001					–	–	–	–	–	–	–		–	3		–
AA-1128003	Lloyd's Syndicate Number 2003					–	–	–	–	–	–	–		–	3		–
AA-1128010	Lloyd's Syndicate Number 2010					–	–	–	–	–	–	–		–	3		–
AA-1128623	Lloyd's Syndicate Number 2623					–	–	–	–	–	–	–		–	3		–
AA-1128791	Lloyd's Syndicate Number 2791					–	–	–	–	–	–	–		–	3		–
AA-1126004	Lloyd's Syndicate Number 4444					–	–	–	–	–	–	–		–	3		–
AA-1126609	Lloyd's Syndicate Number 609					–	–	–	–	–	–	–		–	3		–
AA-3194130	Endurance Specialty Ins Ltd					–	–	–	–	–	–	–		–	2		–
AA-1840000	Mapfre Re Compania de Reasegueros SA					–	–	–	–	–	–	–		–	2		–
AA-3190686	Partner Reins Co Ltd					–	–	–	–	–	–	–		–	2		–

SCHEDULE F - PART 3 (CONTINUED)
Ceded Reinsurance as of December 31, Current Year (\$000 Omitted)
(Credit Risk)

1	2	Collateral				25	26	27	Ceded Reinsurance Credit Risk								
		21	22	23	24				28	29	30	31	32	33	34	35	36
ID Number From Col. 1	Name of Reinsurer From Col. 3	Multiple Beneficiary Trusts	Letters of Credit	Issuing or Confirming Bank Reference Number	Single Beneficiary Trusts & Other Allowable Collateral	Total Funds Held, Payables & Collateral	Net Recoverable Net of Funds Held & Collateral	Applicable Sch. F Penalty (Col. 78)	Total Amount Recoverable From Reinsurers Less Penalty (Cols. 15 – 27)	Stressed Recoverable (Col. 28*120%)	Reinsurance Payable & Funds Held (Cols. 17+18+20; but not in excess of Col. 29)	Stressed Net Recoverable (Cols. 29 – 30)	Total Collateral (Cols. 21 + 22 + 24, not in Excess of Col. 31)	Stressed Net Recoverable Net of Collateral Offsets (Cols. 31 – 32)	Reinsurer Designation Equivalent	Credit Risk on Collateralized Recoverables (Col. 32 * Factor Applicable to Reinsurer Designation Equivalent in Col. 34)	Credit Risk on Un-collateralized Recoverables (Col. 33 * Factor Applicable to Reinsurer Designation Equivalent in Col. 34)
AA-3190870	Validus Reins Ltd					–	–	–	–	–	–	–	–	–	3		–
AA-1340125	Hannover Rueck SE					–	–	–	–	–	–	–	–	–	3		–
1299999 – Total Authorized, Other Non-U.S. Insurers				XXX		–	1	–	1	1	–	1		1	XXX		–
1499999 – Total Authorized Excluding Protected Cells				XXX		4,630	74,467	–	81	97	–	97		97	XXX		2
Total Unauthorized, Other Non-U.S. Insurers																	
AA-1120191	Convex Ins UK Ltd					–	–	–	–	–	–	–	–	–	3		–
AA-3191190	Hamilton Re Ltd		–	0001		–	–	–	–	–	–	–	–	–	4		–
AA-1460080	HELVETIA SCHWEIZERISCHE					–	–	–	–	–	–	–	–	–	2		–
AA-1340028	DEVK					–	–	–	–	–	–	–	–	–	3		–
AA-1780116	Chaucer Ins Co Designated Activity Co		–	0002		–	–	–	–	–	–	–	–	–	2		–
AA-5420050	KOREAN REINS CO		–	0003		–	–	–	–	–	–	–	–	–	3		–
AA-1440060	LANSFORSAKRINGS BOLAG ENS AB					–	–	–	–	–	–	–	–	–	3		–
AA-1460019	MS Amlin AG		–	0004		–	–	–	–	–	–	–	–	–	3		–
AA-1440076	SiriusPoint Intl Ins Corp (publ)				–	–	–	–	–	–	–	–	–	–	4		–
AA-5324100	Taiping Reins Co Ltd		–	0005		–	–	–	–	–	–	–	–	–	3		–
AA-3191432	Vantage Risk Ltd					–	–	–	–	–	–	–	–	–	4		–
2699999 – Total Unauthorized, Other Non-U.S. Insurers			1	XXX	–	1	–	–	1	1	–	1	1	–	XXX	–	–
2899999 – Total Unauthorized Excluding Protected Cells			1	XXX	–	1	–	–	1	1	–	1	1	–	XXX	–	–
Total Reciprocal Jurisdiction, Other Non-U.S. Insurers																	
RJ-3194126	Arch Reins Ltd					–	1	–	1	1	–	1		1	2		–
RJ-3191289	Fidelis Ins Bermuda Ltd					–	–	–	–	–	–	–	–	–	3		–
RJ-1120175	Fidelis Underwriting Ltd					–	–	–	–	–	–	–	–	–	3		–
RJ-3190875	Hiscox Ins Co (Bermuda) Ltd					–	–	–	–	–	–	–	–	–	2		–
5499999 – Total Reciprocal Jurisdiction, Other Non-U.S. Insurers				XXX		–	1	–	1	1	–	1		1	XXX		–
5699999 – Total Reciprocal Jurisdiction Excluding Protected Cells				XXX		–	1	–	1	1	–	1		1	XXX		–
5799999 – Total Authorized, Unauthorized, Reciprocal Jurisdiction and Certified Excluding Protected Cells			1	XXX	–	4,631	74,468	–	82	99	–	99	1	98	XXX	–	2
9999999 – Totals			1	XXX	–	4,631	74,468	–	82	99	–	99	1	98	XXX	–	2

SCHEDULE F - PART 3 (CONTINUED)

Ceded Reinsurance as of December 31, Current Year (\$000 Omitted)
(Aging of Ceded Reinsurance)

1	2	Reinsurance Recoverable on Paid Losses and Paid Loss Adjustment Expenses							44	45	46	47	48	49	50	51	52	53
		37	38	39	40	41	42	43										
ID Number From Col. 1	Name of Reinsurer From Col. 3	Current	Overdue 1 - 29 Days	Overdue 30 - 90 Days	Overdue 91 - 120 Days	Overdue Over 120 Days	Overdue Total Overdue Cols. 38 + 39 + 40 + 41	Total Due Cols. 37 + 42 (In total should equal Cols. 7 + 8)	Total Recoverable on Paid Losses & LAE Amounts in Dispute Included in Col. 43	Recoverable on Paid Losses & LAE Over 90 Days Past Due Amounts in Dispute Included in Cols. 40 & 41	Total Recoverable on Paid Losses & LAE Amounts Not in Dispute (Cols 43 – 44)	Recoverable on Paid Losses & LAE Over 90 Days Past Due Amounts Not in Dispute (Cols. 40 + 41 – 45)	Amounts Received Prior 90 Days	Percentage Overdue Col. 42/Col. 43	Percentage of Amounts More Than 90 Days Overdue Not in Dispute (Col. 47/[Cols. 46 + 48])	Percentage More Than 120 Days Overdue (Col. 41/Col. 43)	Is the Amount in Col. 50 Less Than 20%? (Yes or No)	Amounts in Col. 47 for Reinsurers with Values Less Than 20% in Col. 50
Total Authorized, Affiliates, U.S. Intercompany Pooling																		
31-4192970	GRANGE INS CO											–				–	YES	–
0199999 – Total Authorized, Affiliates, U.S. Intercompany Pooling												–		–	–	–	XXX	–
0499999 – Total Authorized, Affiliates, U.S. Non-Pool, Total														–	–	–	XXX	
Total Authorized, Other U.S. Unaffiliated Insurers																		
06-0384680	HARTFORD STEAM BOIL INSPEC & INS CO	–						–			–	–				–	YES	–
51-0434766	AXIS REINS CO	–						–			–	–				–	YES	–
47-0574325	BERKLEY INS CO							–			–	–				–	YES	–
42-0234980	EMPLOYERS MUT CAS CO	–						–			–	–				–	YES	–
35-2293075	ENDURANCE ASSUR CORP	–						–			–	–				–	YES	–
13-2673100	GENERAL REINS CORP							–			–	–				–	YES	–
52-1952955	RENAISSANCE REINS US INC	–						–			–	–				–	YES	–
47-0698507	ODYSSEY REINS CO	–						–			–	–				–	YES	–
13-1675535	SWISS REINS AMER CORP	–						–			–	–				–	YES	–
42-0644327	UNITED FIRE & CAS CO							–			–	–				–	YES	–
22-2005057	EVEREST REINS CO	–						–			–	–				–	YES	–
87-2252307	TRISURA INS CO	–						–			–	–				–	YES	–
13-4924125	MUNICH REINS AMER INC	–						–			–	–				–	YES	–
13-3138390	NAVIGATORS INS CO							–			–	–				–	YES	–
23-1641984	QBE REINS CORP	–						–			–	–				–	YES	–
13-5616275	TRANSATLANTIC REINS CO	–						–			–	–				–	YES	–
04-1543470	LIBERTY MUT INS CO	–						–			–	–				–	YES	–
0999999 – Total Authorized, Other U.S. Unaffiliated Insurers		–						–			–	–		–	–	–	XXX	–
Total Authorized, Other Non-U.S. Insurers																		
AA-1120198	Lloyd's Syndicate Number 1618											–				–	YES	–
AA-1128987	Lloyd's Syndicate Number 2987											–				–	YES	–
AA-1126033	Lloyd's Syndicate Number 33											–				–	YES	–
AA-1126623	Lloyd's Syndicate Number 623											–				–	YES	–
AA-1127084	Lloyd's Syndicate Number 1084											–				–	YES	–
AA-1120156	Lloyd's Syndicate Number 1686											–				–	YES	–
AA-1120171	Lloyd's Syndicate Number 1856											–				–	YES	–
AA-1128001	Lloyd's Syndicate Number 2001											–				–	YES	–
AA-1128003	Lloyd's Syndicate Number 2003											–				–	YES	–
AA-1128010	Lloyd's Syndicate Number 2010											–				–	YES	–
AA-1128623	Lloyd's Syndicate Number 2623											–				–	YES	–
AA-1128791	Lloyd's Syndicate Number 2791											–				–	YES	–
AA-1126004	Lloyd's Syndicate Number 4444											–				–	YES	–
AA-1126609	Lloyd's Syndicate Number 609											–				–	YES	–
AA-3194130	Endurance Specialty Ins Ltd											–				–	YES	–
AA-1840000	Mapfre Re Compania de Reaseguros SA											–				–	YES	–
AA-3190686	Partner Reins Co Ltd											–				–	YES	–
AA-3190870	Validus Reins Ltd											–				–	YES	–
AA-1340125	Hannover Rueck SE											–				–	YES	–
1299999 – Total Authorized, Other Non-U.S. Insurers												–		–	–	–	XXX	–

SCHEDULE F - PART 3 (CONTINUED)
Ceded Reinsurance as of December 31, Current Year (\$000 Omitted)
(Aging of Ceded Reinsurance)

1	2	Reinsurance Recoverable on Paid Losses and Paid Loss Adjustment Expenses							44	45	46	47	48	49	50	51	52	53
		37	38	39	40	41	42	43										
ID Number From Col. 1	Name of Reinsurer From Col. 3	Current	Overdue 1 - 29 Days	Overdue 30 - 90 Days	Overdue 91 - 120 Days	Overdue Over 120 Days	Overdue Total Overdue Cols. 38 + 39 + 40 + 41	Total Due Cols. 37 + 42 (In total should equal Cols. 7 + 8)	Total Recoverable on Paid Losses & LAE Amounts in Dispute Included in Col. 43	Recoverable on Paid Losses & LAE Over 90 Days Past Due Amounts in Dispute Included in Cols. 40 & 41	Total Recoverable on Paid Losses & LAE Amounts Not in Dispute (Cols 43 – 44)	Recoverable on Paid Losses & LAE Over 90 Days Past Due Amounts Not in Dispute (Cols. 40 + 41 – 45)	Amounts Received Prior 90 Days	Percentage Overdue Col. 42/Col. 43	Percentage of Amounts More Than 90 Days Overdue Not in Dispute (Col. 47/[Cols. 46 + 48])	Percentage More Than 120 Days Overdue (Col. 41/Col. 43)	Is the Amount in Col. 50 Less Than 20%? (Yes or No)	Amounts in Col. 47 for Reinsurers with Values Less Than 20% in Col. 50
1499999 – Total Authorized Excluding Protected Cells		–						–			–	–		–	–	–	XXX	–
Total Unauthorized, Other Non-U.S. Insurers																		
AA-1120191	Convex Ins UK Ltd											–				–	YES	–
AA-3191190	Hamilton Re Ltd											–				–	YES	–
AA-1460080	HELVETIA SCHWEIZERISCHE VERSICHERUNGS											–				–	YES	–
AA-1340028	DEVK											–				–	YES	–
AA-1780116	Chaucer Ins Co Designated Activity Co											–				–	YES	–
AA-5420050	KOREAN REINS CO											–				–	YES	–
AA-1440060	LANSFORSAKRINGS BOLAG ENS AB											–				–	YES	–
AA-1460019	MS Amlin AG											–				–	YES	–
AA-1440076	SiriusPoint Intl Ins Corp (publ)											–				–	YES	–
AA-5324100	Taiping Reins Co Ltd											–				–	YES	–
AA-3191432	Vantage Risk Ltd											–				–	YES	–
2699999 – Total Unauthorized, Other Non-U.S. Insurers												–		–	–	–	XXX	–
2899999 – Total Unauthorized Excluding Protected Cells												–		–	–	–	XXX	–
Total Reciprocal Jurisdiction, Other Non-U.S. Insurers																		
RJ-3194126	Arch Reins Ltd											–		–	–	–	YES	–
RJ-3191289	Fidelis Ins Bermuda Ltd											–		–	–	–	YES	–
RJ-1120175	Fidelis Underwriting Ltd											–		–	–	–	YES	–
RJ-3190875	Hiscox Ins Co (Bermuda) Ltd											–		–	–	–	YES	–
5499999 – Total Reciprocal Jurisdiction, Other Non-U.S. Insurers												–		–	–	–	XXX	–
5699999 – Total Reciprocal Jurisdiction Excluding Protected Cells												–		–	–	–	XXX	–
5799999 – Total Authorized, Unauthorized, Reciprocal Jurisdiction and Certified Excluding Protected Cells		–						–			–	–		–	–	–	XXX	–
9999999 – Totals		–						–			–	–		–	–	–	XXX	–

SCHEDULE F - PART 3 (CONTINUED)

Ceded Reinsurance as of December 31, Current Year (\$000 Omitted)
(Provision for Reinsurance for Certified Reinsurers)

1	2	Provision for Certified Reinsurance														Complete if Col. 52 = "No"; Otherwise Enter 0		69
		54	55	56	57	58	59	60	61	62	63	64	65	66	67	68		
		ID Number From Col. 1	Name of Reinsurer From Col. 3	Certified Reinsurer Rating (1 through 6)	Effective Date of Certified Reinsurer Rating	Percent Collateral Required for Full Credit (0% through 100%)	Catastrophe Recoverables Qualifying for Collateral Deferral	Net Recoverables Subject to Collateral Requirements for Full Credit (Col. 19 – Col. 57)	Dollar Amount of Collateral Required (Col. 56 * Col. 58)	Percent of Collateral Provided for Net Recoverables Subject to Collateral Requirements ([Col. 20 + Col. 21 + Col.24] / Col. 58)	Percent Credit Allowed on Net Recoverables Subject to Collateral Requirements (Col. 60 / Col. 56, not to exceed 100%)	20% of Recoverable on Paid Losses & LAE Over 90 Days Past Due Amounts in Dispute (Col. 45 * 20%)	Amount of Credit Allowed for Net Recoverables (Col. 57 +[Col. 58 * Col. 61])	Provision for Reinsurance with Certified Reinsurers Due to Collateral Deficiency (Col. 19 – Col. 63)	20% of Recoverable on Paid Losses & LAE Over 90 Days Past Due Amounts Not in Dispute (Col. 47 * 20%)	Total Collateral Provided (Col. 20 + Col. 21 + Col. 22 + Col.24; not to Exceed Col. 63)	Net Unsecured Recoverable for Which Credit is Allowed (Col. 63 -Col. 66)	20% of Amount in Col. 67
Total Authorized, Affiliates, U.S. Intercompany Pooling																		
31-4192970	GRANGE INS CO	XXX	XXX	XXX	XXX	XXX	XXX	XXX	XXX	XXX	XXX	XXX	XXX	XXX	XXX	XXX	XXX	XXX
0199999 – Total Authorized, Affiliates, U.S. Intercompany Pooling		XXX	XXX	XXX	XXX	XXX	XXX	XXX	XXX	XXX	XXX	XXX	XXX	XXX	XXX	XXX	XXX	XXX
0499999 – Total Authorized, Affiliates, U.S. Non-Pool, Total		XXX	XXX	XXX	XXX	XXX	XXX	XXX	XXX	XXX	XXX	XXX	XXX	XXX	XXX	XXX	XXX	XXX
Total Authorized, Other U.S. Unaffiliated Insurers																		
06-0384680	HARTFORD STEAM BOIL INSPEC & INS CO	XXX	XXX	XXX	XXX	XXX	XXX	XXX	XXX	XXX	XXX	XXX	XXX	XXX	XXX	XXX	XXX	XXX
51-0434766	AXIS REINS CO	XXX	XXX	XXX	XXX	XXX	XXX	XXX	XXX	XXX	XXX	XXX	XXX	XXX	XXX	XXX	XXX	XXX
47-0574325	BERKLEY INS CO	XXX	XXX	XXX	XXX	XXX	XXX	XXX	XXX	XXX	XXX	XXX	XXX	XXX	XXX	XXX	XXX	XXX
42-0234980	EMPLOYERS MUT CAS CO	XXX	XXX	XXX	XXX	XXX	XXX	XXX	XXX	XXX	XXX	XXX	XXX	XXX	XXX	XXX	XXX	XXX
35-2293075	ENDURANCE ASSUR CORP	XXX	XXX	XXX	XXX	XXX	XXX	XXX	XXX	XXX	XXX	XXX	XXX	XXX	XXX	XXX	XXX	XXX
13-2673100	GENERAL REINS CORP	XXX	XXX	XXX	XXX	XXX	XXX	XXX	XXX	XXX	XXX	XXX	XXX	XXX	XXX	XXX	XXX	XXX
52-1952955	RENAISSANCE REINS US INC	XXX	XXX	XXX	XXX	XXX	XXX	XXX	XXX	XXX	XXX	XXX	XXX	XXX	XXX	XXX	XXX	XXX
47-0698507	ODYSSEY REINS CO	XXX	XXX	XXX	XXX	XXX	XXX	XXX	XXX	XXX	XXX	XXX	XXX	XXX	XXX	XXX	XXX	XXX
13-1675535	SWISS REINS AMER CORP	XXX	XXX	XXX	XXX	XXX	XXX	XXX	XXX	XXX	XXX	XXX	XXX	XXX	XXX	XXX	XXX	XXX
42-0644327	UNITED FIRE & CAS CO	XXX	XXX	XXX	XXX	XXX	XXX	XXX	XXX	XXX	XXX	XXX	XXX	XXX	XXX	XXX	XXX	XXX
22-2005057	EVEREST REINS CO	XXX	XXX	XXX	XXX	XXX	XXX	XXX	XXX	XXX	XXX	XXX	XXX	XXX	XXX	XXX	XXX	XXX
87-2252307	TRISURA INS CO	XXX	XXX	XXX	XXX	XXX	XXX	XXX	XXX	XXX	XXX	XXX	XXX	XXX	XXX	XXX	XXX	XXX
13-4924125	MUNICH REINS AMER INC	XXX	XXX	XXX	XXX	XXX	XXX	XXX	XXX	XXX	XXX	XXX	XXX	XXX	XXX	XXX	XXX	XXX
13-3138390	NAVIGATORS INS CO	XXX	XXX	XXX	XXX	XXX	XXX	XXX	XXX	XXX	XXX	XXX	XXX	XXX	XXX	XXX	XXX	XXX
23-1641984	QBE REINS CORP	XXX	XXX	XXX	XXX	XXX	XXX	XXX	XXX	XXX	XXX	XXX	XXX	XXX	XXX	XXX	XXX	XXX
13-5616275	TRANSATLANTIC REINS CO	XXX	XXX	XXX	XXX	XXX	XXX	XXX	XXX	XXX	XXX	XXX	XXX	XXX	XXX	XXX	XXX	XXX
04-1543470	LIBERTY MUT INS CO	XXX	XXX	XXX	XXX	XXX	XXX	XXX	XXX	XXX	XXX	XXX	XXX	XXX	XXX	XXX	XXX	XXX
0999999 – Total Authorized, Other U.S. Unaffiliated Insurers		XXX	XXX	XXX	XXX	XXX	XXX	XXX	XXX	XXX	XXX	XXX	XXX	XXX	XXX	XXX	XXX	XXX
Total Authorized, Other Non-U.S. Insurers																		
AA-1120198	Lloyd's Syndicate Number 1618	XXX	XXX	XXX	XXX	XXX	XXX	XXX	XXX	XXX	XXX	XXX	XXX	XXX	XXX	XXX	XXX	XXX
AA-1128987	Lloyd's Syndicate Number 2987	XXX	XXX	XXX	XXX	XXX	XXX	XXX	XXX	XXX	XXX	XXX	XXX	XXX	XXX	XXX	XXX	XXX
AA-1126033	Lloyd's Syndicate Number 33	XXX	XXX	XXX	XXX	XXX	XXX	XXX	XXX	XXX	XXX	XXX	XXX	XXX	XXX	XXX	XXX	XXX
AA-1126623	Lloyd's Syndicate Number 623	XXX	XXX	XXX	XXX	XXX	XXX	XXX	XXX	XXX	XXX	XXX	XXX	XXX	XXX	XXX	XXX	XXX
AA-1127084	Lloyd's Syndicate Number 1084	XXX	XXX	XXX	XXX	XXX	XXX	XXX	XXX	XXX	XXX	XXX	XXX	XXX	XXX	XXX	XXX	XXX
AA-1120156	Lloyd's Syndicate Number 1686	XXX	XXX	XXX	XXX	XXX	XXX	XXX	XXX	XXX	XXX	XXX	XXX	XXX	XXX	XXX	XXX	XXX
AA-1120171	Lloyd's Syndicate Number 1856	XXX	XXX	XXX	XXX	XXX	XXX	XXX	XXX	XXX	XXX	XXX	XXX	XXX	XXX	XXX	XXX	XXX
AA-1128001	Lloyd's Syndicate Number 2001	XXX	XXX	XXX	XXX	XXX	XXX	XXX	XXX	XXX	XXX	XXX	XXX	XXX	XXX	XXX	XXX	XXX
AA-1128003	Lloyd's Syndicate Number 2003	XXX	XXX	XXX	XXX	XXX	XXX	XXX	XXX	XXX	XXX	XXX	XXX	XXX	XXX	XXX	XXX	XXX
AA-1128010	Lloyd's Syndicate Number 2010	XXX	XXX	XXX	XXX	XXX	XXX	XXX	XXX	XXX	XXX	XXX	XXX	XXX	XXX	XXX	XXX	XXX
AA-1128623	Lloyd's Syndicate Number 2623	XXX	XXX	XXX	XXX	XXX	XXX	XXX	XXX	XXX	XXX	XXX	XXX	XXX	XXX	XXX	XXX	XXX
AA-1128791	Lloyd's Syndicate Number 2791	XXX	XXX	XXX	XXX	XXX	XXX	XXX	XXX	XXX	XXX	XXX	XXX	XXX	XXX	XXX	XXX	XXX
AA-1126004	Lloyd's Syndicate Number 4444	XXX	XXX	XXX	XXX	XXX	XXX	XXX	XXX	XXX	XXX	XXX	XXX	XXX	XXX	XXX	XXX	XXX
AA-1126609	Lloyd's Syndicate Number 609	XXX	XXX	XXX	XXX	XXX	XXX	XXX	XXX	XXX	XXX	XXX	XXX	XXX	XXX	XXX	XXX	XXX
AA-3194130	Endurance Specialty Ins Ltd	XXX	XXX	XXX	XXX	XXX	XXX	XXX	XXX	XXX	XXX	XXX	XXX	XXX	XXX	XXX	XXX	XXX
AA-1840000	Mapfre Re Compania de Reaseguros SA	XXX	XXX	XXX	XXX	XXX	XXX	XXX	XXX	XXX	XXX	XXX	XXX	XXX	XXX	XXX	XXX	XXX
AA-3190686	Partner Reins Co Ltd	XXX	XXX	XXX	XXX	XXX	XXX	XXX	XXX	XXX	XXX	XXX	XXX	XXX	XXX	XXX	XXX	XXX
AA-3190870	Validus Reins Ltd	XXX	XXX	XXX	XXX	XXX	XXX	XXX	XXX	XXX	XXX	XXX	XXX	XXX	XXX	XXX	XXX	XXX

SCHEDULE F - PART 3 (CONTINUED)

Ceded Reinsurance as of December 31, Current Year (\$000 Omitted)
(Provision for Reinsurance for Certified Reinsurers)

1	2	Provision for Certified Reinsurance															
		54	55	56	57	58	59	60	61	62	63	64	65	Complete if Col. 52 = "No"; Otherwise Enter 0			69
		Certified Reinsurer Rating (1 through 6)	Effective Date of Certified Reinsurer Rating	Percent Collateral Required for Full Credit (0% through 100%)	Catastrophe Recoverables Qualifying for Collateral Deferral	Net Recoverables Subject to Collateral Requirements for Full Credit (Col. 19 – Col. 57)	Dollar Amount of Collateral Required (Col. 56 * Col. 58)	Percent of Collateral Provided for Net Recoverables Subject to Collateral Requirements ([Col. 20 + Col. 21 + Col. 22 + Col.24] / Col. 58)	Percent Credit Allowed on Net Recoverables Subject to Collateral Requirements (Col. 60 / Col. 56, not to exceed 100%)	20% of Recoverable on Paid Losses & LAE Over 90 Days Past Due Amounts in Dispute (Col. 45 * 20%)	Amount of Credit Allowed for Net Recoverables (Col. 57 +[Col. 58 * Col. 61])	Provision for Reinsurance with Certified Reinsurers Due to Collateral Deficiency (Col. 19 – Col. 63)	20% of Recoverable on Paid Losses & LAE Over 90 Days Past Due Amounts Not in Dispute (Col. 47 * 20%)	Total Collateral Provided (Col. 20 + Col. 21 + Col. 22 + Col.24; not to Exceed Col. 63)	Net Unsecured Recoverable for Which Credit is Allowed (Col. 63 -Col. 66)	20% of Amount in Col. 67	Provision for Overdue Reinsurance Ceded to Certified Reinsurers (Greater of [Col. 62 + Col. 65] or Col.68; not to Exceed Col. 63)
ID Number From Col. 1	Name of Reinsurer From Col. 3																
AA-1340125	Hannover Rueck SE	XXX	XXX	XXX	XXX	XXX	XXX	XXX	XXX	XXX	XXX	XXX	XXX	XXX	XXX	XXX	XXX
1299999 – Total Authorized, Other Non-U.S. Insurers		XXX	XXX	XXX	XXX	XXX	XXX	XXX	XXX	XXX	XXX	XXX	XXX	XXX	XXX	XXX	XXX
1499999 – Total Authorized Excluding Protected Cells		XXX	XXX	XXX	XXX	XXX	XXX	XXX	XXX	XXX	XXX	XXX	XXX	XXX	XXX	XXX	XXX
Total Unauthorized, Other Non-U.S. Insurers																	
AA-1120191	Convex Ins UK Ltd.	XXX	XXX	XXX	XXX	XXX	XXX	XXX	XXX	XXX	XXX	XXX	XXX	XXX	XXX	XXX	XXX
AA-3191190	Hamilton Re Ltd.	XXX	XXX	XXX	XXX	XXX	XXX	XXX	XXX	XXX	XXX	XXX	XXX	XXX	XXX	XXX	XXX
AA-1460080	HELVETIA SCHWEIZERISCHE VERSICHERUNGS	XXX	XXX	XXX	XXX	XXX	XXX	XXX	XXX	XXX	XXX	XXX	XXX	XXX	XXX	XXX	XXX
AA-1340028	DEVK	XXX	XXX	XXX	XXX	XXX	XXX	XXX	XXX	XXX	XXX	XXX	XXX	XXX	XXX	XXX	XXX
AA-1780116	Chaucer Ins Co Designated Activity Co	XXX	XXX	XXX	XXX	XXX	XXX	XXX	XXX	XXX	XXX	XXX	XXX	XXX	XXX	XXX	XXX
AA-5420050	KOREAN REINS CO	XXX	XXX	XXX	XXX	XXX	XXX	XXX	XXX	XXX	XXX	XXX	XXX	XXX	XXX	XXX	XXX
AA-1440060	LANSFORSAKRINGS BOLAG ENS AB	XXX	XXX	XXX	XXX	XXX	XXX	XXX	XXX	XXX	XXX	XXX	XXX	XXX	XXX	XXX	XXX
AA-1460019	MS Amlin AG	XXX	XXX	XXX	XXX	XXX	XXX	XXX	XXX	XXX	XXX	XXX	XXX	XXX	XXX	XXX	XXX
AA-1440076	SiriusPoint Intl Ins Corp (publ)	XXX	XXX	XXX	XXX	XXX	XXX	XXX	XXX	XXX	XXX	XXX	XXX	XXX	XXX	XXX	XXX
AA-5324100	Taiping Reins Co Ltd.	XXX	XXX	XXX	XXX	XXX	XXX	XXX	XXX	XXX	XXX	XXX	XXX	XXX	XXX	XXX	XXX
AA-3191432	Vantage Risk Ltd	XXX	XXX	XXX	XXX	XXX	XXX	XXX	XXX	XXX	XXX	XXX	XXX	XXX	XXX	XXX	XXX
2699999 – Total Unauthorized, Other Non-U.S. Insurers		XXX	XXX	XXX	XXX	XXX	XXX	XXX	XXX	XXX	XXX	XXX	XXX	XXX	XXX	XXX	XXX
2899999 – Total Unauthorized Excluding Protected Cells		XXX	XXX	XXX	XXX	XXX	XXX	XXX	XXX	XXX	XXX	XXX	XXX	XXX	XXX	XXX	XXX
Total Reciprocal Jurisdiction, Other Non-U.S. Insurers																	
RJ-3194126	Arch Reins Ltd	XXX	XXX	XXX	XXX	XXX	XXX	XXX	XXX	XXX	XXX	XXX	XXX	XXX	XXX	XXX	XXX
RJ-3191289	Fidelis Ins Bermuda Ltd.	XXX	XXX	XXX	XXX	XXX	XXX	XXX	XXX	XXX	XXX	XXX	XXX	XXX	XXX	XXX	XXX
RJ-1120175	Fidelis Underwriting Ltd.	XXX	XXX	XXX	XXX	XXX	XXX	XXX	XXX	XXX	XXX	XXX	XXX	XXX	XXX	XXX	XXX
RJ-3190875	Hiscox Ins Co (Bermuda) Ltd	XXX	XXX	XXX	XXX	XXX	XXX	XXX	XXX	XXX	XXX	XXX	XXX	XXX	XXX	XXX	XXX
5499999 – Total Reciprocal Jurisdiction, Other Non-U.S. Insurers		XXX	XXX	XXX	XXX	XXX	XXX	XXX	XXX	XXX	XXX	XXX	XXX	XXX	XXX	XXX	XXX
5699999 – Total Reciprocal Jurisdiction Excluding Protected Cells		XXX	XXX	XXX	XXX	XXX	XXX	XXX	XXX	XXX	XXX	XXX	XXX	XXX	XXX	XXX	XXX
5799999 – Total Authorized, Unauthorized, Reciprocal Jurisdiction and Certified Excluding Protected Cells		XXX	XXX	XXX				XXX	XXX								
9999999 – Totals		XXX	XXX	XXX				XXX	XXX								

SCHEDULE F - PART 3 (CONTINUED)
Ceded Reinsurance as of December 31, Current Year (\$000 Omitted)
(Total Provision for Reinsurance)

1	2	70	Provision for Unauthorized Reinsurance		Provision for Overdue Authorized and Reciprocal Jurisdiction Reinsurance		Total Provision for Reinsurance			
			71	72	73	74	75	76	77	78
			20% of Recoverable on Paid Losses & LAE Over 90 Days Past Due Amounts Not in Dispute (Col. 47 * 20%)	Provision for Reinsurance with Unauthorized Reinsurers Due to Collateral Deficiency (Col. 26)	Provision for Overdue Reinsurance from Unauthorized Reinsurers and Amounts in Dispute (Col. 70 + 20% of the Amount in Col. 16)	Complete if Col. 52 = "Yes"; Otherwise Enter 0 20% of Recoverable on Paid Losses & LAE Over 90 Days Past Due Amounts Not in Dispute ([Col. 47 * 20%] + [Col. 45 * 20%])	Complete if Col. 52 = "No"; Otherwise Enter 0 Greater of 20% of Net Recoverable Net of Funds Held & Collateral, or 20% of Recoverable on Paid Losses & LAE Over 90 Days Past Due (Greater of Col 26 * 20% or [Cols. 40 + 41] * 20%)	Provision for Amounts Ceded to Authorized and Reciprocal Jurisdiction Reinsurers (Cols. 73 + 74)	Provision for Amounts Ceded to Unauthorized Reinsurers (Cols. 71 + 72 Not in Excess of Col. 15)	Provision for Amounts Ceded to Certified Reinsurers (Cols. 64 + 69)
ID Number From Col. 1	Name of Reinsurer From Col. 3									
Total Authorized, Affiliates, U.S. Intercompany Pooling										
31-4192970	GRANGE INS CO	—	XXX	XXX	—	—	—	XXX	XXX	—
0199999 – Total Authorized, Affiliates, U.S. Intercompany Pooling		—	XXX	XXX	—	—	—	XXX	XXX	—
Total Authorized, Other U.S. Unaffiliated Insurers										
06-0384680	HARTFORD STEAM BOIL INSPEC & INS CO	—	XXX	XXX	—	—	—	XXX	XXX	—
51-0434766	AXIS REINS CO	—	XXX	XXX	—	—	—	XXX	XXX	—
47-0574325	BERKLEY INS CO	—	XXX	XXX	—	—	—	XXX	XXX	—
42-0234980	EMPLOYERS MUT CAS CO	—	XXX	XXX	—	—	—	XXX	XXX	—
35-2293075	ENDURANCE ASSUR CORP	—	XXX	XXX	—	—	—	XXX	XXX	—
13-2673100	GENERAL REINS CORP	—	XXX	XXX	—	—	—	XXX	XXX	—
52-1952955	RENAISSANCE REINS US INC	—	XXX	XXX	—	—	—	XXX	XXX	—
47-0698507	ODYSSEY REINS CO	—	XXX	XXX	—	—	—	XXX	XXX	—
13-1675535	SWISS REINS AMER CORP	—	XXX	XXX	—	—	—	XXX	XXX	—
42-0644327	UNITED FIRE & CAS CO	—	XXX	XXX	—	—	—	XXX	XXX	—
22-2005057	EVEREST REINS CO	—	XXX	XXX	—	—	—	XXX	XXX	—
87-2252307	TRISURA INS CO	—	XXX	XXX	—	—	—	XXX	XXX	—
13-4924125	MUNICH REINS AMER INC	—	XXX	XXX	—	—	—	XXX	XXX	—
13-3138390	NAVIGATORS INS CO	—	XXX	XXX	—	—	—	XXX	XXX	—
23-1641984	QBE REINS CORP	—	XXX	XXX	—	—	—	XXX	XXX	—
13-5616275	TRANSATLANTIC REINS CO	—	XXX	XXX	—	—	—	XXX	XXX	—
04-1543470	LIBERTY MUT INS CO	—	XXX	XXX	—	—	—	XXX	XXX	—
0999999 – Total Authorized, Other U.S. Unaffiliated Insurers		—	XXX	XXX	—	—	—	XXX	XXX	—
Total Authorized, Other Non-U.S. Insurers										
AA-1120198	Lloyd's Syndicate Number 1618	—	XXX	XXX	—	—	—	XXX	XXX	—
AA-1128987	Lloyd's Syndicate Number 2987	—	XXX	XXX	—	—	—	XXX	XXX	—
AA-1126033	Lloyd's Syndicate Number 33	—	XXX	XXX	—	—	—	XXX	XXX	—
AA-1126623	Lloyd's Syndicate Number 623	—	XXX	XXX	—	—	—	XXX	XXX	—
AA-1127084	Lloyd's Syndicate Number 1084	—	XXX	XXX	—	—	—	XXX	XXX	—
AA-1120156	Lloyd's Syndicate Number 1686	—	XXX	XXX	—	—	—	XXX	XXX	—
AA-1120171	Lloyd's Syndicate Number 1856	—	XXX	XXX	—	—	—	XXX	XXX	—
AA-1128001	Lloyd's Syndicate Number 2001	—	XXX	XXX	—	—	—	XXX	XXX	—
AA-1128003	Lloyd's Syndicate Number 2003	—	XXX	XXX	—	—	—	XXX	XXX	—
AA-1128010	Lloyd's Syndicate Number 2010	—	XXX	XXX	—	—	—	XXX	XXX	—
AA-1128623	Lloyd's Syndicate Number 2623	—	XXX	XXX	—	—	—	XXX	XXX	—
AA-1128791	Lloyd's Syndicate Number 2791	—	XXX	XXX	—	—	—	XXX	XXX	—
AA-1126004	Lloyd's Syndicate Number 4444	—	XXX	XXX	—	—	—	XXX	XXX	—
AA-1126609	Lloyd's Syndicate Number 609	—	XXX	XXX	—	—	—	XXX	XXX	—
AA-3194130	Endurance Specialty Ins Ltd.	—	XXX	XXX	—	—	—	XXX	XXX	—
AA-1840000	Mapfre Re Compania de Reaseguros SA	—	XXX	XXX	—	—	—	XXX	XXX	—
AA-3190686	Partner Reins Co Ltd.	—	XXX	XXX	—	—	—	XXX	XXX	—
AA-3190870	Validus Reins Ltd	—	XXX	XXX	—	—	—	XXX	XXX	—
AA-1340125	Hannover Rueck SE	—	XXX	XXX	—	—	—	XXX	XXX	—
1299999 – Total Authorized, Other Non-U.S. Insurers		—	XXX	XXX	—	—	—	XXX	XXX	—

SCHEDULE F - PART 3 (CONTINUED)
Ceded Reinsurance as of December 31, Current Year (\$000 Omitted)
(Total Provision for Reinsurance)

1	2	70	Provision for Unauthorized Reinsurance		Provision for Overdue Authorized and Reciprocal Jurisdiction Reinsurance		Total Provision for Reinsurance			
			71	72	73	74	75	76	77	78
ID Number From Col. 1	Name of Reinsurer From Col. 3	20% of Recoverable on Paid Losses & LAE Over 90 Days Past Due Amounts Not in Dispute (Col. 47 * 20%)	Provision for Reinsurance with Unauthorized Reinsurers Due to Collateral Deficiency (Col. 26)	Provision for Overdue Reinsurance from Unauthorized Reinsurers and Amounts in Dispute (Col. 70 + 20% of the Amount in Col. 16)	Complete if Col. 52 = "Yes"; Otherwise Enter 0 20% of Recoverable on Paid Losses & LAE Over 90 Days Past Due Amounts Not in Dispute + 20% of Amounts in Dispute ([Col. 47 * 20%] + [Col. 45 * 20%])	Complete if Col. 52 = "No"; Otherwise Enter 0 Greater of 20% of Net Recoverable Net of Funds Held & Collateral, or 20% of Recoverable on Paid Losses & LAE Over 90 Days Past Due (Greater of Col 26 * 20% or [Cols. 40 + 41] * 20%)	Provision for Amounts Ceded to Authorized and Reciprocal Jurisdiction Reinsurers (Cols. 73 + 74)	Provision for Amounts Ceded to Unauthorized Reinsurers (Cols. 71 + 72 Not in Excess of Col. 15)	Provision for Amounts Ceded to Certified Reinsurers (Cols. 64 + 69)	Total Provision for Reinsurance (Cols. 75 + 76 + 77)
1499999 – Total Authorized Excluding Protected Cells		–	XXX	XXX	–	–	–	XXX	XXX	–
Total Unauthorized, Other Non-U.S. Insurers										
AA-1120191	Convex Ins UK Ltd	–	–	–	XXX	XXX	XXX	–	XXX	–
AA-3191190	Hamilton Re Ltd	–	–	–	XXX	XXX	XXX	–	XXX	–
AA-1460080	HELVETIA SCHWEIZERISCHE VERSICHERUNGS	–	–	–	XXX	XXX	XXX	–	XXX	–
AA-1340028	DEVK	–	–	–	XXX	XXX	XXX	–	XXX	–
AA-1780116	Chaucer Ins Co Designated Activity Co	–	–	–	XXX	XXX	XXX	–	XXX	–
AA-5420050	KOREAN REINS CO	–	–	–	XXX	XXX	XXX	–	XXX	–
AA-1440060	LANSFORSKRINGS BOLAG ENS AB	–	–	–	XXX	XXX	XXX	–	XXX	–
AA-1460019	MS Amlin AG	–	–	–	XXX	XXX	XXX	–	XXX	–
AA-1440076	SiriusPoint Intl Ins Corp (publ)	–	–	–	XXX	XXX	XXX	–	XXX	–
AA-5324100	Taiping Reins Co Ltd	–	–	–	XXX	XXX	XXX	–	XXX	–
AA-3191432	Vantage Risk Ltd	–	–	–	XXX	XXX	XXX	–	XXX	–
2699999 – Total Unauthorized, Other Non-U.S. Insurers		–	–	–	XXX	XXX	XXX	–	XXX	–
Total Reciprocal Jurisdiction, Other Non-U.S. Insurers										
RJ-3194126	Arch Reins Ltd	–	XXX	XXX	–	–	–	XXX	XXX	–
RJ-3191289	Fidelis Ins Bermuda Ltd	–	XXX	XXX	–	–	–	XXX	XXX	–
RJ-1120175	Fidelis Underwriting Ltd	–	XXX	XXX	–	–	–	XXX	XXX	–
RJ-3190875	Hiscox Ins Co (Bermuda) Ltd	–	XXX	XXX	–	–	–	XXX	XXX	–
5499999 – Total Reciprocal Jurisdiction, Other Non-U.S. Insurers		–	XXX	XXX	–	–	–	XXX	XXX	–
5699999 – Total Reciprocal Jurisdiction Excluding Protected Cells		–	XXX	XXX	–	–	–	XXX	XXX	–
5799999 – Total Authorized, Unauthorized, Reciprocal Jurisdiction and Certified Excluding Protected Cells		–	–	–	–	–	–	–	–	–
9999999 – Totals		–	–	–	–	–	–	–	–	–

SCHEDULE F - PART 4

Issuing or Confirming Banks for Letters of Credit from Schedule F, Part 3 (\$000 Omitted)

1	2	3	4	5
Issuing or Confirming Bank Reference Number Used in Col. 23 of Sch F Part 3	Letters of Credit Code	American Bankers Association (ABA) Routing Number	Issuing or Confirming Bank Name	Letters of Credit Amount
0001	1	073000228	Wells Fargo	—
0002	1	183098200	Australia and New Zealand Bank	—
0003	1	026004226	Societe Generale	—
0004	1	026002574	Barclays	—
0005	1	021000089	Citibank Europe	—
9999999 – Totals				1

SCHEDULE F - PART 5
Interrogatories for Schedule F, Part 3 (000 Omitted)

A. Report the five largest provisional commission rates included in the cedant's reinsurance treaties. The commission rate to be reported is by contract with ceded premium in excess of \$50,000:

	1	2	3
	Name of Reinsurer	Commission Rate	Ceded Premium
1.	GRANGE INS CO.....		101,751
2.	HARTFORD STEAM BOIL INSPEC & INS CO.....		164
3.	Hannover Rueck SE.....		111
4.	RENAISSANCE REINS US INC.....		89
5.	GENERAL REINS CORP.....		83

B. Report the five largest reinsurance recoverables reported in Schedule F, Part 3, Column 15, due from any one reinsurer (based on-the total recoverables, Schedule F, Part 3, Line 9999999, Column 15, the amount of ceded premium, and indicate whether the recoverables are due from an affiliated insurer.

	1	2	3	4
	Name of Reinsurer	Total Recoverables	Ceded Premiums	Affiliated
6.	GRANGE INS CO.....	79,017	101,751	YES
7.	HARTFORD STEAM BOIL INSPEC & INS CO.....	55	164	NO
8.	GENERAL REINS CORP.....	16	83	NO
9.	BERKLEY INS CO.....	6	16	NO
10.....	SWISS REINS AMER CORP.....	1	74	NO

NOTE: Disclosure of the five largest provisional commission rates should exclude mandatory pools and joint underwriting associations.

SCHEDULE F - PART 6

Restatement of Balance Sheet to Identify Net Credit for Reinsurance

	1	2	3
	As Reported (Net of Ceded)	Restatement Adjustments	Restated (Gross of Ceded)
ASSETS (Page 2, Col. 3)			
1. Cash and invested assets (Line 12)	16,386,191		16,386,191
2. Premiums and considerations (Line 15)			
3. Reinsurance recoverable on loss and loss adjustment expense payments (Line 16.1)		—	—
4. Funds held by or deposited with reinsured companies (Line 16.2)			
5. Other assets	114,299		114,299
6. Net amount recoverable from reinsurers		(4,629,895)	(4,629,895)
7. Protected cell assets (Line 27)		84,149,306	84,149,306
8. Totals (Line 28)	16,500,490	79,519,411	96,019,901
LIABILITIES (Page 3)			
9. Losses and loss adjustment expenses (Lines 1 through 3)	—	42,545,632	42,545,632
10. Taxes, expenses, and other obligations (Lines 4 through 8)	101,590		101,590
11. Unearned premiums (Line 9)		41,603,674	41,603,674
12. Advance premiums (Line 10)			
13. Dividends declared and unpaid (Line 11.1 and 11.2)			
14. Ceded reinsurance premiums payable (net of ceding commissions) (Line 12)		—	—
15. Funds held by company under reinsurance treaties (Line 13)	4,629,895	(4,629,895)	—
16. Amounts withheld or retained by company for account of others (Line 14)			
17. Provision for reinsurance (Line 16)			
18. Other liabilities	67,392		67,392
19. Total liabilities excluding protected cell business (Line 26)	4,798,877	79,519,411	84,318,288
20. Protected cell liabilities (Line 27)			
21. Surplus as regards policyholders (Line 37)	11,701,613	XXX	11,701,613
22. Totals (Line 38)	16,500,490	79,519,411	96,019,901

NOTE: Is the restatement of this exhibit the result of grossing up balances ceded to affiliates under 100 percent reinsurance or pooling arrangements? YES
If yes, give full explanation: The Company participates in a 100% pooling agreement that includes the Company and Grange Insurance Company and their collective insurance subsidiaries.

(30) Schedule H - Part 1

NONE

(30) Write-Ins for Line 11 - Deductions

NONE

(31) Schedule H - Part 2 - Reserves and Liabilities

NONE

(31) Schedule H - Part 3 - Test of Prior Year's Claim Reserves and Liabilities

NONE

(31) Schedule H - Part 4 - Reinsurance

NONE

(32) Schedule H - Part 5

NONE

(35) Schedule P - Part 1A - Columns 1 to 12 (\$000's Omitted)

NONE

(35) Schedule P - Part 1A - Columns 13 to 25 (\$000's Omitted)

NONE

(35) Schedule P - Part 1A - Columns 26 to 36 (\$000's Omitted)

NONE

(36) Schedule P - Part 1B - Columns 1 to 12 (\$000's Omitted)

NONE

(36) Schedule P - Part 1B - Columns 13 to 25 (\$000's Omitted)

NONE

(36) Schedule P - Part 1B - Columns 26 to 36 (\$000's Omitted)

NONE

(37) Schedule P - Part 1C - Columns 1 to 12 (\$000's Omitted)

NONE

(37) Schedule P - Part 1C - Columns 13 to 25 (\$000's Omitted)

NONE

(37) Schedule P - Part 1C - Columns 26 to 36 (\$000's Omitted)

NONE

(38) Schedule P - Part 1D - Columns 1 to 12 (\$000's Omitted)

NONE

(38) Schedule P - Part 1D - Columns 13 to 25 (\$000's Omitted)

NONE

(38) Schedule P - Part 1D - Columns 26 to 36 (\$000's Omitted)

NONE

(39) Schedule P - Part 1E - Columns 1 to 12 (\$000's Omitted)

NONE

(39) Schedule P - Part 1E - Columns 13 to 25 (\$000's Omitted)

NONE

(39) Schedule P - Part 1E - Columns 26 to 36 (\$000's Omitted)

NONE

(40) Schedule P - Part 1F - Section 1 - Columns 1 to 12 (\$000's Omitted)

NONE

(40) Schedule P - Part 1F - Section 1 - Columns 13 to 25 (\$000's Omitted)

NONE

(40) Schedule P - Part 1F - Section 1 - Columns 26 to 36 (\$000's Omitted)

NONE

(41) Schedule P - Part 1F - Section 2 - Columns 1 to 12 (\$000's Omitted)

NONE

(41) Schedule P - Part 1F - Section 2 - Columns 13 to 25 (\$000's Omitted)

NONE

(41) Schedule P - Part 1F - Section 2 - Columns 26 to 36 (\$000's Omitted)

NONE

(42) Schedule P - Part 1G - Columns 1 to 12 (\$000's Omitted)

NONE

(42) Schedule P - Part 1G - Columns 13 to 25 (\$000's Omitted)

NONE

(42) Schedule P - Part 1G - Columns 26 to 36 (\$000's Omitted)

NONE

(43) Schedule P - Part 1H - Section 1 - Columns 1 to 12 (\$000's Omitted)

NONE

(43) Schedule P - Part 1H - Section 1 - Columns 13 to 25 (\$000's Omitted)

NONE

(43) Schedule P - Part 1H - Section 1 - Columns 26 to 36 (\$000's Omitted)

NONE

(44) Schedule P - Part 1H - Section 2 - Columns 1 to 12 (\$000's Omitted)

NONE

(44) Schedule P - Part 1H - Section 2 - Columns 13 to 25 (\$000's Omitted)

NONE

(44) Schedule P - Part 1H - Section 2 - Columns 26 to 36 (\$000's Omitted)

NONE

(45) Schedule P - Part 1I - Columns 1 to 12 (\$000's Omitted)

NONE

(45) Schedule P - Part 1I - Columns 13 to 25 (\$000's Omitted)

NONE

(45) Schedule P - Part 1I - Columns 26 to 36 (\$000's Omitted)

NONE

(46) Schedule P - Part 1J - Columns 1 to 12 (\$000's Omitted)

NONE

(46) Schedule P - Part 1J - Columns 13 to 25 (\$000's Omitted)

NONE

(46) Schedule P - Part 1J - Columns 26 to 36 (\$000's Omitted)

NONE

(47) Schedule P - Part 1K - Columns 1 to 12 (\$000's Omitted)

NONE

(47) Schedule P - Part 1K - Columns 13 to 25 (\$000's Omitted)

NONE

(47) Schedule P - Part 1K - Columns 26 to 36 (\$000's Omitted)

NONE

(48) Schedule P - Part 1L - Columns 1 to 12 (\$000's Omitted)

NONE

(48) Schedule P - Part 1L - Columns 13 to 25 (\$000's Omitted)

NONE

(48) Schedule P - Part 1L - Columns 26 to 36 (\$000's Omitted)

NONE

(49) Schedule P - Part 1M - Columns 1 to 12 (\$000's Omitted)

NONE

(49) Schedule P - Part 1M - Columns 13 to 25 (\$000's Omitted)

NONE

(49) Schedule P - Part 1M - Columns 26 to 36 (\$000's Omitted)

NONE

(50) Schedule P - Part 1N - Columns 1 to 12 (\$000's Omitted)

NONE

(50) Schedule P - Part 1N - Columns 13 to 25 (\$000's Omitted)

NONE

(50) Schedule P - Part 1N - Columns 26 to 36 (\$000's Omitted)

NONE

(51) Schedule P - Part 1O - Columns 1 to 12 (\$000's Omitted)

NONE

(51) Schedule P - Part 1O - Columns 13 to 25 (\$000's Omitted)

NONE

(51) Schedule P - Part 1O - Columns 26 to 36 (\$000's Omitted)

NONE

(52) Schedule P - Part 1P - Columns 1 to 12 (\$000's Omitted)

NONE

(52) Schedule P - Part 1P - Columns 13 to 25 (\$000's Omitted)

NONE

(52) Schedule P - Part 1P - Columns 26 to 36 (\$000's Omitted)

NONE

(53) Schedule P - Part 1R - Section 1 - Columns 1 to 12 (\$000's Omitted)

NONE

(53) Schedule P - Part 1R - Section 1 - Columns 13 to 25 (\$000's Omitted)

NONE

(53) Schedule P - Part 1R - Section 1 - Columns 26 to 36 (\$000's Omitted)

NONE

(54) Schedule P - Part 1R - Section 2 - Columns 1 to 12 (\$000's Omitted)

NONE

(54) Schedule P - Part 1R - Section 2 - Columns 13 to 25 (\$000's Omitted)

NONE

(54) Schedule P - Part 1R - Section 2 - Columns 26 to 36 (\$000's Omitted)

NONE

(55) Schedule P - Part 1S - Columns 1 to 12 (\$000's Omitted)

NONE

(55) Schedule P - Part 1S - Columns 13 to 25 (\$000's Omitted)

NONE

(55) Schedule P - Part 1S - Columns 26 to 36 (\$000's Omitted)

NONE

(56) Schedule P - Part 1T - Columns 1 to 12 (\$000's Omitted)

NONE

(56) Schedule P - Part 1T - Columns 13 to 25 (\$000's Omitted)

NONE

(56) Schedule P - Part 1T - Columns 26 to 36 (\$000's Omitted)

NONE

(57) Schedule P - Part 1U - Columns 1 to 12 (\$000's Omitted)

NONE

(57) Schedule P - Part 1U - Columns 13 to 25 (\$000's Omitted)

NONE

(57) Schedule P - Part 1U - Columns 26 to 36 (\$000's Omitted)

NONE

(58) Schedule P - Part 2A - Homeowners/Farmowners (\$000's Omitted)

NONE

(58) Schedule P - Part 2B - Private Passenger Auto Liability/Medical (\$000's Omitted)

NONE

(58) Schedule P - Part 2C - Commercial Auto/Truck Liability/Medical (\$000's Omitted)

NONE

(58) Schedule P - Part 2D - Workers' Compensation (Excluding Excess Workers' Compensation) (\$000's Omitted)

NONE

(58) Schedule P - Part 2E - Commercial Multiple Peril (\$000's Omitted)

NONE

(59) Schedule P - Part 2F - Section 1 - Medical Professional Liability - Occurrence (\$000's Omitted)

NONE

(59) Schedule P - Part 2F - Section 2 - Medical Professional Liability - Claims-Made (\$000's Omitted)

NONE

(59) Schedule P - Part 2G - Special Liability (Ocean Marine, Aircraft (All Perils), Boiler and Machinery) (\$000's Omitted)

NONE

(59) Schedule P - Part 2H - Section 1 - Other Liability - Occurrence (\$000's Omitted)

NONE

(59) Schedule P - Part 2H - Section 2 - Other Liability - Claims-Made (\$000's Omitted)

NONE

(60) Schedule P - Part 2I - Special Property (Fire, Allied Lines, Inland Marine, Earthquake, Burglary & Theft) (\$000's Omitted)

NONE

(60) Schedule P - Part 2J - Auto Physical Damage (\$000's Omitted)

NONE

(60) Schedule P - Part 2K - Fidelity, Surety (\$000's Omitted)

NONE

(60) Schedule P - Part 2L - Other (Including Credit, Accident and Health) (\$000's Omitted)

NONE

(60) Schedule P - Part 2M - International (\$000's Omitted)

NONE

(61) Schedule P - Part 2N - Reinsurance - Non Proportional Assumed Property (\$000's Omitted)

NONE

(61) Schedule P - Part 2O - Reinsurance - Non Proportional Assumed Liability (\$000's Omitted)

NONE

(61) Schedule P - Part 2P - Reinsurance - Non Proportional Assumed Financial Lines (\$000's Omitted)

NONE

(62) Schedule P - Part 2R - Section 1 - Products Liability - Occurrence (\$000's Omitted)

NONE

(62) Schedule P - Part 2R - Section 2 - Products Liability - Claims-Made (\$000's Omitted)

NONE

(62) Schedule P - Part 2S - Financial Guaranty/Mortgage Guaranty (\$000's Omitted)

NONE

(62) Schedule P - Part 2T - Warranty (\$000's Omitted)

NONE

(62) Schedule P - Part 2U - Pet Insurance Plans (\$000's Omitted)

NONE

(63) Schedule P - Part 3A - Homeowners/Farmowners (\$000's Omitted)

NONE

(63) Schedule P - Part 3B - Private Passenger Auto Liability/Medical (\$000's Omitted)

NONE

(63) Schedule P - Part 3C - Commercial Auto/Truck Liability/Medical (\$000's Omitted)

NONE

(63) Schedule P - Part 3D - Workers' Compensation (Excluding Excess Workers' Compensation) (\$000's Omitted)

NONE

(63) Schedule P - Part 3E - Commercial Multiple Peril (\$000's Omitted)

NONE

(64) Schedule P - Part 3F - Section 1 - Medical Professional Liability - Occurrence (\$000's Omitted)

NONE

(64) Schedule P - Part 3F - Section 2 - Medical Professional Liability - Claims-Made (\$000's Omitted)

NONE

(64) Schedule P - Part 3G - Special Liability (Ocean Marine, Aircraft (All Perils), Boiler and Machinery) (\$000's Omitted)

NONE

(64) Schedule P - Part 3H - Section 1 - Other Liability - Occurrence (\$000's Omitted)

NONE

(64) Schedule P - Part 3H - Section 2 - Other Liability - Claims-Made (\$000's Omitted)

NONE

(65) Schedule P - Part 3I - Special Property (Fire, Allied Lines, Inland Marine, Earthquake, Burglary & Theft) (\$000's Omitted)

NONE

(65) Schedule P - Part 3J - Auto Physical Damage (\$000's Omitted)

NONE

(65) Schedule P - Part 3K - Fidelity/Surety (\$000's Omitted)

NONE

(65) Schedule P - Part 3L - Other (Including Credit, Accident and Health) (\$000's Omitted)

NONE

(65) Schedule P - Part 3M - International (\$000's Omitted)

NONE

(66) Schedule P - Part 3N - Reinsurance - Non Proportional Assumed Property (\$000's Omitted)

NONE

(66) Schedule P - Part 3O - Reinsurance - Non Proportional Assumed Liability (\$000's Omitted)

NONE

(66) Schedule P - Part 3P - Reinsurance - Non Proportional Assumed Financial Lines (\$000's Omitted)

NONE

(67) Schedule P - Part 3R - Section 1 - Products Liability - Occurrence (\$000's Omitted)

NONE

(67) Schedule P - Part 3R - Section 2 - Products Liability - Claims-Made (\$000's Omitted)

NONE

(67) Schedule P - Part 3S - Financial Guaranty/Mortgage Guaranty (\$000's Omitted)

NONE

(67) Schedule P - Part 3T - Warranty (\$000's Omitted)

NONE

(67) Schedule P - Part 3U - Pet Insurance Plans (\$000's Omitted)

NONE

(68) Schedule P - Part 4A - Homeowners/Farmowners (\$000's Omitted)

NONE

(68) Schedule P - Part 4B - Private Passenger Auto Liability/Medical (\$000's Omitted)

NONE

(68) Schedule P - Part 4C - Commercial Auto/Truck Liability/Medical (\$000's Omitted)

NONE

(68) Schedule P - Part 4D - Workers' Compensation (Excluding Excess Workers' Compensation) (\$000's Omitted)

NONE

(68) Schedule P - Part 4E - Commercial Multiple Peril (\$000's Omitted)

NONE

(69) Schedule P - Part 4F - Section 1 - Medical Professional Liability - Occurrence (\$000's Omitted)

NONE

(69) Schedule P - Part 4F - Section 2 - Medical Professional Liability - Claims-Made (\$000's Omitted)

NONE

(69) Schedule P - Part 4G - Special Liability (Ocean Marine, Aircraft (All Perils), Boiler and Machinery) (\$000's Omitted)

NONE

(69) Schedule P - Part 4H - Section 1 - Other Liability - Occurrence (\$000's Omitted)

NONE

(69) Schedule P - Part 4H - Section 2 - Other Liability - Claims-Made (\$000's Omitted)

NONE

(70) Schedule P - Part 4I - Special Property (Fire, Allied Lines, Inland Marine, Earthquake, Burglary & Theft) (\$000's Omitted)

NONE

(70) Schedule P - Part 4J - Auto Physical Damage (\$000's Omitted)

NONE

(70) Schedule P - Part 4K - Fidelity/Surety (\$000's Omitted)

NONE

(70) Schedule P - Part 4L - Other (Including Credit, Accident and Health) (\$000's Omitted)

NONE

(70) Schedule P - Part 4M - International (\$000's Omitted)

NONE

(71) Schedule P - Part 4N - Reinsurance - Non Proportional Assumed Property (\$000's Omitted)

NONE

(71) Schedule P - Part 4O - Reinsurance - Non Proportional Assumed Liability (\$000's Omitted)

NONE

(71) Schedule P - Part 4P - Reinsurance - Non Proportional Assumed Financial Lines (\$000's Omitted)

NONE

(72) Schedule P - Part 4R - Section 1 - Products Liability - Occurrence (\$000's Omitted)

NONE

(72) Schedule P - Part 4R - Section 2 - Products Liability - Claims-Made (\$000's Omitted)

NONE

(72) Schedule P - Part 4S - Financial Guaranty/Mortgage Guaranty (\$000's Omitted)

NONE

(72) Schedule P - Part 4T - Warranty (\$000's Omitted)

NONE

(72) Schedule P - Part 4U - Pet Insurance Plans (\$000's Omitted)

NONE

(73) Schedule P - Part 5A - Section 1

NONE

(73) Schedule P - Part 5A - Section 2

NONE

(73) Schedule P - Part 5A - Section 3

NONE

(74) Schedule P - Part 5B - Section 1

NONE

(74) Schedule P - Part 5B - Section 2

NONE

(74) Schedule P - Part 5B - Section 3

NONE

(75) Schedule P - Part 5C - Section 1

NONE

(75) Schedule P - Part 5C - Section 2

NONE

(75) Schedule P - Part 5C - Section 3

NONE

(76) Schedule P - Part 5D - Section 1

NONE

(76) Schedule P - Part 5D - Section 2

NONE

(76) Schedule P - Part 5D - Section 3

NONE

(77) Schedule P - Part 5E - Section 1

NONE

(77) Schedule P - Part 5E - Section 2

NONE

(77) Schedule P - Part 5E - Section 3

NONE

(78) Schedule P - Part 5F - Section 1A

NONE

(78) Schedule P - Part 5F - Section 2A

NONE

(78) Schedule P - Part 5F - Section 3A

NONE

(79) Schedule P - Part 5F - Section 1B
NONE

(79) Schedule P - Part 5F - Section 2B
NONE

(79) Schedule P - Part 5F - Section 3B
NONE

(80) Schedule P - Part 5H - Section 1A
NONE

(80) Schedule P - Part 5H - Section 2A
NONE

(80) Schedule P - Part 5H - Section 3A
NONE

(81) Schedule P - Part 5H - Section 1B
NONE

(81) Schedule P - Part 5H - Section 2B
NONE

(81) Schedule P - Part 5H - Section 3B
NONE

(82) Schedule P - Part 5R - Section 1A
NONE

(82) Schedule P - Part 5R - Section 2A
NONE

(82) Schedule P - Part 5R - Section 3A
NONE

(83) Schedule P - Part 5R - Section 1B
NONE

(83) Schedule P - Part 5R - Section 2B
NONE

(83) Schedule P - Part 5R - Section 3B
NONE

(84) Schedule P - Part 5T - Section 1
NONE

(84) Schedule P - Part 5T - Section 2
NONE

(84) Schedule P - Part 5T - Section 3
NONE

(85) Schedule P - Part 6C - Commercial Auto/Truck Liability/Medical - Section 1 (\$000's Omitted)

NONE

(85) Schedule P - Part 6C - Commercial Auto/Truck Liability/Medical - Section 2 (\$000's Omitted)

NONE

(85) Schedule P - Part 6D - Workers' Compensation (Excluding Excess Workers' Compensation) - Section 1 (\$000's Omitted)

NONE

(85) Schedule P - Part 6D - Workers' Compensation (Excluding Excess Workers' Compensation) - Section 2 (\$000's Omitted)

NONE

(86) Schedule P - Part 6E - Commercial Multiple Peril - Section 1 (\$000's Omitted)

NONE

(86) Schedule P - Part 6E - Commercial Multiple Peril - Section 2 (\$000's Omitted)

NONE

(86) Schedule P - Part 6H - Other Liability - Occurrence - Section 1A (\$000's Omitted)

NONE

(86) Schedule P - Part 6H - Other Liability - Occurrence - Section 2A (\$000's Omitted)

NONE

(87) Schedule P - Part 6H - Other Liability - Claims-Made - Section 1B (\$000's Omitted)

NONE

(87) Schedule P - Part 6H - Other Liability - Claims-Made - Section 2B (\$000's Omitted)

NONE

(87) Schedule P - Part 6M - International - Section 1 (\$000's Omitted)

NONE

(87) Schedule P - Part 6M - International - Section 2 (\$000's Omitted)

NONE

(88) Schedule P - Part 6N - Reinsurance Non Proportional Assumed Property - Section 1 (\$000's Omitted)

NONE

(88) Schedule P - Part 6N - Reinsurance Non Proportional Assumed Property - Section 2 (\$000's Omitted)

NONE

(88) Schedule P - Part 6O - Reinsurance Non Proportional Assumed Liability - Section 1 (\$000's Omitted)

NONE

(88) Schedule P - Part 6O - Reinsurance Non Proportional Assumed Liability - Section 2 (\$000's Omitted)

NONE

(89) Schedule P - Part 6R - Products Liability - Occurrence - Section 1A (\$000's Omitted)

NONE

(89) Schedule P - Part 6R - Products Liability - Occurrence - Section 2A (\$000's Omitted)

NONE

(89) Schedule P - Part 6R - Products Liability - Claims-Made - Section 1B (\$000's Omitted)

NONE

(89) Schedule P - Part 6R - Products Liability - Claims-Made - Section 2B (\$000's Omitted)

NONE

SCHEDULE P - PART 7A - PRIMARY LOSS SENSITIVE CONTRACTS

(\$000 OMITTED)

SECTION 1

		1	2	3	4	5	6
		Total Net Losses and Expenses Unpaid	Net Losses and Expenses Unpaid on Loss Sensitive Contracts	Loss Sensitive as Percentage of Total	Total Net Premiums Written	Net Premiums Written on Loss Sensitive Contracts	Loss Sensitive as Percentage of Total
Schedule P – Part 1							
1.	Homeowners/Farmowners				–		
2.	Private Passenger Auto Liability/Medical				–		
3.	Commercial Auto/Truck Liability/Medical				–		
4.	Workers' Compensation				–		
5.	Commercial Multiple Peril				–		
6.	Medical Professional Liability—Occurrence						
7.	Medical Professional Liability—Claims-made						
8.	Special Liability						
9.	Other Liability—Occurrence				–		
10.	Other Liabilities—Claims-made						
11.	Special Property				–		
12.	Auto Physical Damage				–		
13.	Fidelity/ Surety						
14.	Other						
15.	International						
16.	Reinsurance-Nonproportional Assumed Property	XXX	XXX	XXX	XXX	XXX	XXX
17.	Reinsurance-Nonproportional Assumed Liability	XXX	XXX	XXX	XXX	XXX	XXX
18.	Reinsurance-Nonproportional Assumed Financial Lines	XXX	XXX	XXX	XXX	XXX	XXX
19.	Products Liability—Occurrence				–		
20.	Products Liability—Claims-made						
21.	Financial Guaranty/Mortgage Guaranty						
22.	Warranty						
23.	Pet Insurance Plans						
24.	Totals				–		

SECTION 2

		INCURRED LOSSES AND DEFENSE AND COST CONTAINMENT EXPENSES REPORTED AT YEAR-END (\$000 OMITTED)									
		1	2	3	4	5	6	7	8	9	10
Years in Which Policies Were Issued		2015	2016	2017	2018	2019	2020	2021	2022	2023	2024
1.	Prior										
2.	2015										
3.	2016	XXX									
4.	2017	XXX	XXX								
5.	2018	XXX	XXX	XXX							
6.	2019	XXX	XXX	XXX	XXX						
7.	2020	XXX	XXX	XXX	XXX	XXX					
8.	2021	XXX	XXX	XXX	XXX	XXX	XXX				
9.	2022	XXX	XXX	XXX	XXX	XXX	XXX	XXX			
10.	2023	XXX	XXX	XXX	XXX	XXX	XXX	XXX	XXX		
11.	2024	XXX	XXX	XXX	XXX	XXX	XXX	XXX	XXX	XXX	

SECTION 3

		BULK AND INCURRED BUT NOT REPORTED RESERVES FOR LOSSES AND DEFENSE AND COST CONTAINMENT EXPENSES AT YEAR-END (\$000 OMITTED)									
		1	2	3	4	5	6	7	8	9	10
Years in Which Policies Were Issued		2015	2016	2017	2018	2019	2020	2021	2022	2023	2024
1.	Prior										
2.	2015										
3.	2016	XXX									
4.	2017	XXX	XXX								
5.	2018	XXX	XXX	XXX							
6.	2019	XXX	XXX	XXX	XXX						
7.	2020	XXX	XXX	XXX	XXX	XXX					
8.	2021	XXX	XXX	XXX	XXX	XXX	XXX				
9.	2022	XXX	XXX	XXX	XXX	XXX	XXX	XXX			
10.	2023	XXX	XXX	XXX	XXX	XXX	XXX	XXX	XXX		
11.	2024	XXX	XXX	XXX	XXX	XXX	XXX	XXX	XXX	XXX	

SCHEDULE P – PART 7A – PRIMARY LOSS SENSITIVE CONTRACTS (CONTINUED)

SECTION 4										
NET EARNED PREMIUMS REPORTED AT YEAR-END (\$000 OMITTED)										
Years in Which Policies Were Issued	1	2	3	4	5	6	7	8	9	10
	2015	2016	2017	2018	2019	2020	2021	2022	2023	2024
1. Prior										
2. 2015										
3. 2016	XXX									
4. 2017	XXX	XXX								
5. 2018	XXX	XXX	XXX							
6. 2019	XXX	XXX	XXX	XX						
7. 2020	XXX	XXX	XXX	XXX	XX					
8. 2021	XXX	XXX	XXX	XXX	XXX	XXX				
9. 2022	XXX	XXX	XXX	XXX	XXX	XXX	XXX			
10. 2023	XXX	XXX	XXX	XXX	XXX	XXX	XXX	XXX		
11. 2024	XXX	XXX	XXX	XXX	XXX	XXX	XXX	XXX	XXX	

SECTION 5										
NET RESERVE FOR PREMIUM ADJUSTMENTS AND ACCRUED RETROSPECTIVE PREMIUMS AT YEAR-END (\$000 OMITTED)										
Years in Which Policies Were Issued	1	2	3	4	5	6	7	8	9	10
	2015	2016	2017	2018	2019	2020	2021	2022	2023	2024
1. Prior										
2. 2015										
3. 2016	XXX									
4. 2017	XXX	XXX								
5. 2018	XXX	XXX	XXX							
6. 2019	XXX	XXX	XXX	XX						
7. 2020	XXX	XXX	XXX	XXX	XX					
8. 2021	XXX	XXX	XXX	XXX	XXX	XXX				
9. 2022	XXX	XXX	XXX	XXX	XXX	XXX	XXX			
10. 2023	XXX	XXX	XXX	XXX	XXX	XXX	XXX	XXX		
11. 2024	XXX	XXX	XXX	XXX	XXX	XXX	XXX	XXX	XXX	

SCHEDULE P - PART 7B - REINSURANCE LOSS SENSITIVE CONTRACTS

(\$000 OMITTED)

SECTION 1

		1	2	3	4	5	6
		Total Net Losses and Expenses Unpaid	Net Losses and Expenses Unpaid on Loss Sensitive Contracts	Loss Sensitive as Percentage of Total	Total Net Premiums Written	Net Premiums Written on Loss Sensitive Contracts	Loss Sensitive as Percentage of Total
Schedule P – Part 1							
1.	Homeowners/Farmowners.....				–		
2.	Private Passenger Auto Liability/Medical.....				–		
3.	Commercial Auto/Truck Liability/Medical.....				–		
4.	Workers' Compensation.....				–		
5.	Commercial Multiple Peril.....				–		
6.	Medical Professional Liability—Occurrence.....						
7.	Medical Professional Liability—Claims-made.....						
8.	Special Liability.....						
9.	Other Liability—Occurrence.....				–		
10.	Other Liabilities—Claims-made.....						
11.	Special Property.....				–		
12.	Auto Physical Damage.....				–		
13.	Fidelity/ Surety.....						
14.	Other.....						
15.	International.....						
16.	Reinsurance-Nonproportional Assumed Property.....						
17.	Reinsurance-Nonproportional Assumed Liability.....						
18.	Reinsurance-Nonproportional Assumed Financial Lines.....						
19.	Products Liability—Occurrence.....				–		
20.	Products Liability—Claims-made.....						
21.	Financial Guaranty/Mortgage Guaranty.....						
22.	Warranty.....						
23.	Pet Insurance Plans.....						
24.	Totals.....				–		

SECTION 2

		INCURRED LOSSES AND DEFENSE AND COST CONTAINMENT EXPENSES REPORTED AT YEAR-END (\$000 OMITTED)									
		1	2	3	4	5	6	7	8	9	10
Years in Which Policies Were Issued		2015	2016	2017	2018	2019	2020	2021	2022	2023	2024
1.	Prior.....										
2.	2015.....										
3.	2016.....	XXX									
4.	2017.....	XXX	XXX								
5.	2018.....	XXX	XXX	XXX							
6.	2019.....	XXX	XXX	XXX	XX						
7.	2020.....	XXX	XXX	XXX	XXX	XX					
8.	2021.....	XXX	XXX	XXX	XXX	XXX	XXX				
9.	2022.....	XXX	XXX	XXX	XXX	XXX	XXX	XXX			
10.	2023.....	XXX	XXX	XXX	XXX	XXX	XXX	XXX	XXX		
11.	2024.....	XXX	XXX	XXX	XXX	XXX	XXX	XXX	XXX	XXX	

SECTION 3

		BULK AND INCURRED BUT NOT REPORTED RESERVES FOR LOSSES AND DEFENSE AND COST CONTAINMENT EXPENSES AT YEAR-END (\$000 OMITTED)									
		1	2	3	4	5	6	7	8	9	10
Years in Which Policies Were Issued		2015	2016	2017	2018	2019	2020	2021	2022	2023	2024
1.	Prior.....										
2.	2015.....										
3.	2016.....	XXX									
4.	2017.....	XXX	XXX								
5.	2018.....	XXX	XXX	XXX							
6.	2019.....	XXX	XXX	XXX	XX						
7.	2020.....	XXX	XXX	XXX	XXX	XX					
8.	2021.....	XXX	XXX	XXX	XXX	XXX	XXX				
9.	2022.....	XXX	XXX	XXX	XXX	XXX	XXX	XXX			
10.	2023.....	XXX	XXX	XXX	XXX	XXX	XXX	XXX	XXX		
11.	2024.....	XXX	XXX	XXX	XXX	XXX	XXX	XXX	XXX	XXX	

SCHEDULE P – PART 7B – REINSURANCE LOSS SENSITIVE CONTRACTS (CONTINUED)

SECTION 4										
Years in Which Policies Were Issued	NET EARNED PREMIUMS REPORTED AT YEAR-END (\$000 OMITTED)									
	1	2	3	4	5	6	7	8	9	10
	2015	2016	2017	2018	2019	2020	2021	2022	2023	2024
1. Prior										
2. 2015										
3. 2016	XXX									
4. 2017	XXX	XXX								
5. 2018	XXX	XXX	XXX							
6. 2019	XXX	XXX	XXX	XX						
7. 2020	XXX	XXX	XXX	XXX	XXX					
8. 2021	XXX	XXX	XXX	XXX	XXX	XXX				
9. 2022	XXX	XXX	XXX	XXX	XXX	XXX	XXX			
10. 2023	XXX	XXX	XXX	XXX	XXX	XXX	XXX	XXX		
11. 2024	XXX	XXX	XXX	XXX	XXX	XXX	XXX	XXX	XXX	

SECTION 5										
Years in Which Policies Were Issued	NET RESERVE FOR PREMIUM ADJUSTMENTS AND ACCRUED RETROSPECTIVE PREMIUMS AT YEAR-END (\$000 OMITTED)									
	1	2	3	4	5	6	7	8	9	10
	2015	2016	2017	2018	2019	2020	2021	2022	2023	2024
1. Prior										
2. 2015										
3. 2016	XXX									
4. 2017	XXX	XXX								
5. 2018	XXX	XXX	XXX							
6. 2019	XXX	XXX	XXX	XX						
7. 2020	XXX	XXX	XXX	XXX	XXX					
8. 2021	XXX	XXX	XXX	XXX	XXX	XXX				
9. 2022	XXX	XXX	XXX	XXX	XXX	XXX	XXX			
10. 2023	XXX	XXX	XXX	XXX	XXX	XXX	XXX	XXX		
11. 2024	XXX	XXX	XXX	XXX	XXX	XXX	XXX	XXX	XXX	

SECTION 6										
Years in Which Policies Were Issued	INCURRED ADJUSTABLE COMMISSIONS REPORTED AT YEAR-END (\$000 OMITTED)									
	1	2	3	4	5	6	7	8	9	10
	2015	2016	2017	2018	2019	2020	2021	2022	2023	2024
1. Prior										
2. 2015										
3. 2016	XXX									
4. 2017	XXX	XXX								
5. 2018	XXX	XXX	XXX							
6. 2019	XXX	XXX	XXX	XX						
7. 2020	XXX	XXX	XXX	XXX	XXX					
8. 2021	XXX	XXX	XXX	XXX	XXX	XXX				
9. 2022	XXX	XXX	XXX	XXX	XXX	XXX	XXX			
10. 2023	XXX	XXX	XXX	XXX	XXX	XXX	XXX	XXX		
11. 2024	XXX	XXX	XXX	XXX	XXX	XXX	XXX	XXX	XXX	

SECTION 7										
Years in Which Policies Were Issued	RESERVES FOR COMMISSION ADJUSTMENTS AT YEAR-END (\$000 OMITTED)									
	1	2	3	4	5	6	7	8	9	10
	2015	2016	2017	2018	2019	2020	2021	2022	2023	2024
1. Prior										
2. 2015										
3. 2016	XXX									
4. 2017	XXX	XXX								
5. 2018	XXX	XXX	XXX							
6. 2019	XXX	XXX	XXX	XX						
7. 2020	XXX	XXX	XXX	XXX	XXX					
8. 2021	XXX	XXX	XXX	XXX	XXX	XXX				
9. 2022	XXX	XXX	XXX	XXX	XXX	XXX	XXX			
10. 2023	XXX	XXX	XXX	XXX	XXX	XXX	XXX	XXX		
11. 2024	XXX	XXX	XXX	XXX	XXX	XXX	XXX	XXX	XXX	

SCHEDULE P INTERROGATORIES

1. The following questions relate to yet-to-be-issued Extended Reporting Endorsements (EREs) arising from Death, Disability, or Retirement (DDR) provisions in Medical Professional Liability Claims Made insurance policies. EREs provided for reasons other than DDR are not to be included.
- 1.1 Does the company issue Medical Professional Liability Claims Made insurance policies that provide tail (also known as an extended reporting endorsement, or "ERE") benefits in the event of Death, Disability, or Retirement (DDR) at a reduced charge or at no additional cost? If the answer to question 1.1 is "no", leave the following questions blank.
If the answer to question 1.1 is "yes", please answer the following questions:.....NO.....
- 1.2 What is the total amount of the reserve for that provision (DDR Reserve), as reported, explicitly or not, elsewhere in this statement (in dollars)?.....\$.....
- 1.3 Does the company report any DDR reserve as Unearned Premium Reserve per SSAP No. 65?.....
- 1.4 Does the company report any DDR reserve as loss or loss adjustment expense reserve?.....
- 1.5 If the company reports DDR reserve as Unearned Premium Reserve, does that amount match the figure on the Underwriting and Investment Exhibit, Part 1A – Recapitulation of all Premiums (Page 7) Column 2, Lines 11.1 plus 11.2?.....
- 1.6 If the company reports DDR reserve as loss or loss adjustment expense reserve, please complete the following table corresponding to where these reserves are reported in Schedule P:

Years in Which Premiums Were Earned and Losses Were Incurred	DDR Reserve Included in Schedule P, Part 1F, Medical Professional Liability Column 24: Total Net Losses and Expenses Unpaid	
	1 Section 1: Occurrence	2 Section 2: Claims-Made
1.601. Prior.....		
1.602. 2015.....		
1.603. 2016.....		
1.604. 2017.....		
1.605. 2018.....		
1.606. 2019.....		
1.607. 2020.....		
1.608. 2021.....		
1.609. 2022.....		
1.610. 2023.....		
1.611. 2024.....		
1.612. Totals.....		

2. The definition of allocated loss adjustment expenses (ALAE) and, therefore, unallocated loss adjustment expenses (ULAE) was changed effective January 1, 1998. This change in definition applies to both paid and unpaid expenses. Are these expenses (now reported as "Defense and Cost Containment" and "Adjusting and Other") reported in compliance with these definitions in this statement?.....YES.....
3. The Adjusting and Other expense payments and reserves should be allocated to the years in which the losses were incurred based on the number of claims reported, closed and outstanding in those years. When allocating Adjusting and Other expense between companies in a group or a pool, the Adjusting and Other expense should be allocated in the same percentage used for the loss amounts and the claim counts. For reinsurers, Adjusting and Other expense assumed should be reported according to the reinsurance contract. For Adjusting and Other expense incurred by reinsurers, or in those situations where suitable claim count information is not available, Adjusting and Other expense should be allocated by a reasonable method determined by the company and described in Interrogatory 7, below. Are they so reported in this Statement?.....YES.....
4. Do any lines in Schedule P include reserves that are reported gross of any discount to present value of future payments, and that are reported net of such discounts on Page 10?.....NO.....

If yes, proper disclosure must be made in the Notes to Financial Statements, as specified in the Instructions. Also, the discounts must be reported in Schedule P - Part 1, Columns 32 and 33.

Schedule P must be completed gross of non-tabular discounting. Work papers relating to discount calculations must be available for examination upon request.

Discounting is allowed only if expressly permitted by the state insurance department to which this Annual Statement is being filed.
5. What were the net premiums (in thousands of dollars) in force at the end of the year for:
5.1. Fidelity.....\$.....
5.2. Surety.....\$.....
6. Claim count information is reported per claim or per claimant (indicate which).....CLAIMANT.....
If not the same in all years, explain in Interrogatory 7.
- 7.1. The information provided in Schedule P will be used by many persons to estimate the adequacy of the current loss and expense reserves, among other things. Are there any especially significant events, coverage, retention or accounting changes that have occurred that must be considered when making such analyses?.....YES.....
- 7.2. An extended statement may be attached.....
As of 1/1/2017, the intercompany pooling agreement was amended. The intercompany pooling agreement now cedes underwriting results back only to the two parent companies, Grange Insurance Company and Integrity Insurance Company, with their respective stock subsidiary companies receiving 0% from the pool. Grange Insurance Company remains the lead company.

SCHEDULE T – PART 2
INTERSTATE COMPACT – EXHIBIT OF PREMIUMS WRITTEN
Allocated By States And Territories

			Direct Business Only					
			1	2	3	4	5	6
States, Etc.			Life (Group and Individual)	Annuities (Group and Individual)	Disability Income (Group and Individual)	Long-Term Care (Group and Individual)	Deposit-Type Contracts	Totals
1.	Alabama	AL	NONE					
2.	Alaska	AK						
3.	Arizona	AZ						
4.	Arkansas	AR						
5.	California	CA						
6.	Colorado	CO						
7.	Connecticut	CT						
8.	Delaware	DE						
9.	District of Columbia	DC						
10.	Florida	FL						
11.	Georgia	GA						
12.	Hawaii	HI						
13.	Idaho	ID						
14.	Illinois	IL						
15.	Indiana	IN						
16.	Iowa	IA						
17.	Kansas	KS						
18.	Kentucky	KY						
19.	Louisiana	LA						
20.	Maine	ME						
21.	Maryland	MD						
22.	Massachusetts	MA						
23.	Michigan	MI						
24.	Minnesota	MN						
25.	Mississippi	MS						
26.	Missouri	MO						
27.	Montana	MT						
28.	Nebraska	NE						
29.	Nevada	NV						
30.	New Hampshire	NH						
31.	New Jersey	NJ						
32.	New Mexico	NM						
33.	New York	NY						
34.	North Carolina	NC						
35.	North Dakota	ND						
36.	Ohio	OH						
37.	Oklahoma	OK						
38.	Oregon	OR						
39.	Pennsylvania	PA						
40.	Rhode Island	RI						
41.	South Carolina	SC						
42.	South Dakota	SD						
43.	Tennessee	TN						
44.	Texas	TX						
45.	Utah	UT						
46.	Vermont	VT						
47.	Virginia	VA						
48.	Washington	WA						
49.	West Virginia	WV						
50.	Wisconsin	WI						
51.	Wyoming	WY						
52.	American Samoa	AS						
53.	Guam	GU						
54.	Puerto Rico	PR						
55.	U.S. Virgin Islands	VI						
56.	Northern Mariana Islands	MP						
57.	Canada	CAN						
58.	Aggregate Other Alien	OT						
59.	Totals							

NONE

SCHEDULE Y

PART 1A - DETAIL OF INSURANCE HOLDING COMPANY SYSTEM

1	2	3	4	5	6	7	8	9	10	11	12	13	14	15	16
Group Code	Group Name	NAIC Company Code	ID Number	Federal RSSD	CIK	Name of Securities Exchange if Publicly Traded (U.S. or International)	Names of Parent, Subsidiaries or Affiliates	Domiciliary Location	Relationship to Reporting Entity	Directly Controlled by (Name of Entity/Person)	Type of Control (Ownership, Board, Management, Attorney-in-Fact, Influence, Other)	If Control is Ownership, Provide Percentage	Ultimate Controlling Entity(ies) / Person(s)	Is an SCA Filing Required? (Yes/No)	*
0267	GRANGE INSURANCE POOL	14060	31-4192970				GRANGE INSURANCE COMPANY	OH	IA	GRANGE HOLDINGS, INC.	OWNERSHIP	100.000	GRANGE MUTUAL HOLDING COMPANY	NO	
0267	GRANGE INSURANCE POOL	10322	31-1432675				GRANGE INDEMNITY INSURANCE COMPANY	OH	IA	GRANGE INSURANCE COMPANY	OWNERSHIP	100.000	GRANGE MUTUAL HOLDING COMPANY	NO	
0267	GRANGE INSURANCE POOL	40118	41-1405571				TRUSTGARD INSURANCE COMPANY	OH	IA	GRANGE INSURANCE COMPANY	OWNERSHIP	100.000	GRANGE MUTUAL HOLDING COMPANY	NO	
0267	GRANGE INSURANCE POOL	11136	31-1769414				GRANGE INSURANCE COMPANY OF MICHIGAN	OH	IA	GRANGE INSURANCE COMPANY	OWNERSHIP	100.000	GRANGE MUTUAL HOLDING COMPANY	NO	
0267	GRANGE INSURANCE POOL	11982	42-1610213				GRANGE PROPERTY & CASUALTY INSURANCE COMPANY	OH	IA	GRANGE INSURANCE COMPANY	OWNERSHIP	100.000	GRANGE MUTUAL HOLDING COMPANY	NO	
0267	GRANGE INSURANCE POOL	14303	39-0367560				INTEGRITY INSURANCE COMPANY	OH	UDP	GRANGE HOLDINGS, INC.	OWNERSHIP	100.000	GRANGE MUTUAL HOLDING COMPANY	NO	
0267	GRANGE INSURANCE POOL	10288	81-3455935				INTEGRITY SELECT INSURANCE COMPANY	OH	IA	INTEGRITY INSURANCE COMPANY	OWNERSHIP	100.000	GRANGE MUTUAL HOLDING COMPANY	NO	
0267	GRANGE INSURANCE POOL	12986	41-2236417				INTEGRITY PROPERTY & CASUALTY INSURANCE COMPANY	OH	RE	INTEGRITY INSURANCE COMPANY	OWNERSHIP	100.000	GRANGE MUTUAL HOLDING COMPANY	NO	
			31-1145043				GRANGEAMERICA	OH	NIA	GRANGE HOLDINGS, INC.	OWNERSHIP	100.000	GRANGE MUTUAL HOLDING COMPANY	NO	
			31-1193707				NORTHVIEW INSURANCE AGENCY	OH	NIA	GRANGE HOLDINGS, INC.	OWNERSHIP	100.000	GRANGE MUTUAL HOLDING COMPANY	NO	
			83-2982350				GRANGE MUTUAL HOLDING COMPANY	OH	UIP	GRANGE MUTUAL HOLDING COMPANY	Board of Directors		GRANGE MUTUAL HOLDING COMPANY	NO	
			83-2949300				GRANGE HOLDINGS, INC.	OH	UIP	GRANGE MUTUAL HOLDING COMPANY	OWNERSHIP	100.000	GRANGE MUTUAL HOLDING COMPANY	NO	

Asterisk	Explanation

SCHEDULE Y

PART 2 - SUMMARY OF INSURER'S TRANSACTIONS WITH ANY AFFILIATES

1	2	3	4	5	6	7	8	9	10	11	12	13
NAIC Company Code	ID Number	Names of Insurers and Parent, Subsidiaries or Affiliates	Shareholder Dividends	Capital Contributions	Purchases, Sales or Exchanges of Loans, Securities, Real Estate, Mortgage Loans or Other Investments	Income/ (Disbursements) Incurred in Connection with Guarantees or Undertakings for the Benefit of any Affiliate(s)	Management Agreements and Service Contracts	Income/ (Disbursements) Incurred Under Reinsurance Agreements	*	Any Other Material Activity Not in the Ordinary Course of the Insurer's Business	Totals	Reinsurance Recoverable/ (Payable) on Losses and/or Reserve Credit Taken/ (Liability)
14060	31-4192970	GRANGE INSURANCE COMPANY	55,000,000	15,000,000			50,621,664		*		120,621,664	(955,299,661)
10322	31-1432675	GRANGE INDEMNITY INSURANCE COMPANY	(15,000,000)						*		(15,000,000)	365,440,611
40118	41-1405571	TRUSTGARD INSURANCE COMPANY	(20,000,000)						*		(20,000,000)	183,615,595
11136	31-1769414	GRANGE INSURANCE COMPANY OF MICHIGAN	(10,000,000)						*		(10,000,000)	33,382,877
11982	42-1610213	GRANGE PROPERTY & CASUALTY INSURANCE CO.	(10,000,000)						*		(10,000,000)	127,050,766
14303	39-0367560	INTEGRITY INSURANCE COMPANY	(5,000,000)				(50,903,657)		*		(55,903,657)	130,490,804
12986	41-2236417	INTEGRITY PROPERTY & CASUALTY INS. CO.	(10,000,000)						*		(10,000,000)	79,016,662
10288	81-3455935	INTEGRITY SELECT INSURANCE COMPANY	—						*		—	36,302,346
00000	31-1145043	GRANGEAMERICA					788,469				788,469	
00000	31-1193707	NORTHVIEW INSURANCE AGENCY					368,469				368,469	
00000	83-2982350	GRANGE MUTUAL HOLDING COMPANY										
00000	83-2949300	GRANGE HOLDINGS, INC.	15,000,000	(15,000,000)			(874,945)				(874,945)	
9999999 – Control Totals			—	—			—		XXX		—	—

SCHEDULE Y

PART 3 - ULTIMATE CONTROLLING PARTY AND LISTING OF OTHER U.S. INSURANCE GROUPS OR ENTITIES UNDER THAT ULTIMATE CONTROLLING PARTY'S CONTROL

1	2	3	4	5	6	7	8
Insurers in Holding Company	Owners with Greater than 10% Ownership	Ownership Percentage Column 2 of Column 1	Granted Disclaimer of Control / Affiliation of Column 2 Over Column 1 (Yes/No)	Ultimate Controlling Party	U.S. Insurance Groups or Entities Controlled by Column 5	Ownership Percentage (Column 5 of Column 6)	Granted Disclaimer of Control / Affiliation of Column 5 Over Column 6 (Yes/No)
GRANGE INSURANCE COMPANY	GRANGE HOLDINGS, INC.	100.000 %	NO	GRANGE MUTUAL HOLDING COMPANY	GRANGE INSURANCE POOL	100.000 %	NO
GRANGE INDEMNITY INSURANCE COMPANY	GRANGE INSURANCE COMPANY	100.000 %	NO	GRANGE MUTUAL HOLDING COMPANY	GRANGE INSURANCE POOL	100.000 %	NO
TRUSTGARD INSURANCE COMPANY	GRANGE INSURANCE COMPANY	100.000 %	NO	GRANGE MUTUAL HOLDING COMPANY	GRANGE INSURANCE POOL	100.000 %	NO
GRANGE INSURANCE COMPANY OF MICHIGAN	GRANGE INSURANCE COMPANY	100.000 %	NO	GRANGE MUTUAL HOLDING COMPANY	GRANGE INSURANCE POOL	100.000 %	NO
GRANGE PROPERTY & CASUALTY INSURANCE COMPANY	GRANGE INSURANCE COMPANY	100.000 %	NO	GRANGE MUTUAL HOLDING COMPANY	GRANGE INSURANCE POOL	100.000 %	NO
INTEGRITY INSURANCE COMPANY	GRANGE HOLDINGS, INC.	100.000 %	NO	GRANGE MUTUAL HOLDING COMPANY	GRANGE INSURANCE POOL	100.000 %	NO
INTEGRITY SELECT INSURANCE COMPANY	INTEGRITY INSURANCE COMPANY	100.000 %	NO	GRANGE MUTUAL HOLDING COMPANY	GRANGE INSURANCE POOL	100.000 %	NO
INTEGRITY PROPERTY & CASUALTY INSURANCE COMPANY	INTEGRITY INSURANCE COMPANY	100.000 %	NO	GRANGE MUTUAL HOLDING COMPANY	GRANGE INSURANCE POOL	100.000 %	NO

SUPPLEMENTAL EXHIBITS AND SCHEDULES INTERROGATORIES

REQUIRED FILINGS

The following supplemental reports are required to be filed as part of your statement filing unless specifically waived by the domiciliary state. However, in the event that your domiciliary state waives the filing requirement, your response of WAIVED to the specific interrogatory will be accepted in lieu of filing a "NONE" report and a bar code will be printed below. If the supplement is required of your company but is not being filed for whatever reason, enter SEE EXPLANATION and provide an explanation following the interrogatory questions.






















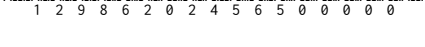
	Response
March Filing	
1. Will an actuarial opinion be filed by March 1?	YES
2. Will the Supplemental Compensation Exhibit be filed with the state of domicile by March 1?	YES
3. Will the confidential Risk-based Capital Report be filed with the NAIC by March 1?	YES
4. Will the confidential Risk-based Capital Report be filed with the state of domicile, if required, by March 1?	YES
April Filing	
5. Will the Insurance Expense Exhibit be filed with the state of domicile and the NAIC by April 1?	YES
6. Will Management's Discussion and Analysis be filed by April 1?	YES
7. Will the Supplemental Investment Risks Interrogatories be filed by April 1?	YES
May Filing	
8. Will this company be included in a combined annual statement that is filed with the NAIC by May 1?	YES
June Filing	
9. Will an audited financial report be filed by June 1?	YES
10. Will Accountants Letter of Qualifications be filed with the state of domicile and electronically with the NAIC by June 1?	YES

SUPPLEMENTAL FILINGS

The following supplemental reports are required to be filed as part of your statement filing **if your company is engaged in the type of business covered by the supplement. However, in the event that your company does not transact the type of business for which the special report must be filed, your response of NO to the specific interrogatory will be accepted in lieu of filing a "NONE" report and a bar code will be printed below.** If the supplement is required of your company but is not being filed for whatever reason, enter SEE EXPLANATION and provide an explanation following the interrogatory questions.

	Response
March Filing	
11. Will Schedule SIS (Stockholder Information Supplement) be filed with the state of domicile by March 1?	NO
12. Will the Financial Guaranty Insurance Exhibit be filed by March 1?	NO
13. Will the Medicare Supplement Insurance Experience Exhibit be filed with the state of domicile and the NAIC by March 1?	NO
14. Will Supplement A to Schedule T (Medical Professional Liability Supplement) be filed by March 1?	NO
15. Will the Trusteed Surplus Statement be filed with the state of domicile and the NAIC by March 1?	NO
16. Will the Premiums Attributed to Protected Cells Exhibit be filed by March 1?	NO
17. Will the Reinsurance Summary Supplemental Filing for General Interrogatory 9 be filed with the state of domicile and the NAIC by March 1?	NO
18. Will the Medicare Part D Coverage Supplement be filed with the state of domicile and the NAIC by March 1?	NO
19. Will the confidential Actuarial Opinion Summary be filed with the state of domicile, if required, by March 15 (or the date otherwise specified)?	YES
20. Will the Reinsurance Attestation Supplement be filed with the state of domicile and the NAIC by March 1?	YES
21. Will the Exceptions to the Reinsurance Attestation Supplement be filed with the state of domicile by March 1?	NO
22. Will the Bail Bond Supplement be filed with the state of domicile and the NAIC by March 1?	NO
23. Will the Director and Officer Insurance Coverage Supplement be filed with the state of domicile and the NAIC by March 1?	NO
24. Will an approval from the reporting entity's state of domicile for relief related to the five-year rotation requirement for lead audit partner be filed electronically with the NAIC by March 1?	NO
25. Will an approval from the reporting entity's state of domicile for relief related to the one-year cooling off period for independent CPA be filed electronically with the NAIC by March 1?	NO
26. Will an approval from the reporting entity's state of domicile for relief related to the Requirements for Audit Committees be filed electronically with the NAIC by March 1?	NO
27. Will the Supplemental Schedule for Reinsurance Counterparty Reporting Exception – Asbestos and Pollution contracts be filed with the state of domicile and the NAIC by March 1?	NO
28. Will the Exhibit of Other Liabilities by Lines of Business be filed with the state of domicile and the NAIC by March 1?	YES
29. Will the Market Conduct Annual Statement (MCAS) Premium Exhibit for Year be filed with appropriate jurisdictions and with the NAIC by March 1?	YES
April Filing	
30. Will the Credit Insurance Experience Exhibit be filed with the state of domicile and the NAIC by April 1?	NO
31. Will the Long-term Care Experience Reporting Forms be filed with the state of domicile and the NAIC by April 1?	NO
32. Will the Accident and Health Policy Experience Exhibit be filed by April 1?	NO
33. Will the Supplemental Health Care Exhibit (Parts 1 and 2) be filed with the state of domicile and the NAIC by April 1?	NO
34. Will the Cybersecurity and Identity Theft Insurance Coverage Supplement be filed with the state of domicile and the NAIC by April 1?	YES
35. Will the Life, Health & Annuity Guaranty Association Assessable Premium Exhibit – Parts 1 and 2 be filed with the state of domicile and the NAIC by April 1?	NO
36. Will the Private Flood Insurance Supplement be filed with the state of domicile and the NAIC by April 1?	NO
37. Will the Mortgage Guaranty Insurance Exhibit be filed with the state of domicile and the NAIC by April 1?	NO
August Filing	
38. Will Management's Report of Internal Control Over Financial Reporting be filed with the state of domicile by August 1?	YES

SUPPLEMENTAL EXHIBITS AND SCHEDULES INTERROGATORIES

Explanation		Barcode
1.		
2.		
3.		
4.		
5.		
6.		
7.		
8.		
9.		
10.		
11.	Business not written	 1 2 9 8 6 2 0 2 4 4 2 0 0 0 0 0 0
12.	Business not written	 1 2 9 8 6 2 0 2 4 2 4 0 0 0 0 0 0
13.	Business not written	 1 2 9 8 6 2 0 2 4 3 6 0 0 0 0 0 0
14.	Business not written	 1 2 9 8 6 2 0 2 4 4 5 5 0 0 0 0 0
15.	Business not written	 1 2 9 8 6 2 0 2 4 4 9 0 0 0 0 0 0
16.	Business not written	 1 2 9 8 6 2 0 2 4 3 8 5 0 0 0 0 0
17.	Business not written	 1 2 9 8 6 2 0 2 4 4 0 1 0 0 0 0 0
18.	Business not written	 1 2 9 8 6 2 0 2 4 3 6 5 0 0 0 0 0
19.		
20.		
21.	Reinsurance attestation supplement filed	 1 2 9 8 6 2 0 2 4 4 0 0 0 0 0 0 0
22.	Business not written	 1 2 9 8 6 2 0 2 4 5 0 0 0 0 0 0 0
23.	Business not written	 1 2 9 8 6 2 0 2 4 5 0 5 0 0 0 0 0
24.	Business not written	 1 2 9 8 6 2 0 2 4 2 2 4 0 0 0 0 0
25.	Business not written	 1 2 9 8 6 2 0 2 4 2 2 5 0 0 0 0 0
26.	Business not written	 1 2 9 8 6 2 0 2 4 2 2 6 0 0 0 0 0
27.	Business not written	 1 2 9 8 6 2 0 2 4 5 5 5 0 0 0 0 0
28.		
29.		
30.	Business not written	 1 2 9 8 6 2 0 2 4 2 3 0 0 0 0 0 0
31.	Business not written	 1 2 9 8 6 2 0 2 4 3 0 6 0 0 0 0 0
32.	Business not written	 1 2 9 8 6 2 0 2 4 2 1 0 0 0 0 0 0
33.	Business not written	 1 2 9 8 6 2 0 2 4 2 1 6 0 0 0 0 0
34.		
35.	No business written	 1 2 9 8 6 2 0 2 4 2 9 0 0 0 0 0 0
36.	Business not written	 1 2 9 8 6 2 0 2 4 5 6 0 0 0 0 0 0
37.	No business written	 1 2 9 8 6 2 0 2 4 5 6 5 0 0 0 0 0
38.		

OVERFLOW PAGE FOR WRITE-INS

UNDERWRITING AND INVESTMENT EXHIBIT – PART 3 – EXPENSES

	1	2	3	4
	Loss Adjustment Expenses	Other Underwriting Expenses	Investment Expenses	Total
2404. Investment Banking.....			22,108	22,108
2497. Summary of remaining write-ins for Line 24 from overflow page.....			22,108	22,108

OVERFLOW PAGE FOR WRITE-INS



EXHIBIT OF OTHER LIABILITIES BY LINES OF BUSINESS

AS REPORTED ON LINE 17 OF THE EXHIBIT OF PREMIUMS AND LOSSES
To Be Filed by March 1

NAIC Group Code: 0267

NAIC Company Code: 12986

	Direct Business Only			
	Prior Year	Current Year		
	1	2	3	4
	Written Premium	Written Premium	Losses Paid (deducting salvage)	Losses Unpaid (Case Base)
1. Completed operations.....				
2. Errors & omissions (E&O).....				
3. Directors & officers (D&O).....				
4. Environmental liability.....				
5. Excess workers' compensation.....				
6. Commercial excess & umbrella.....				
7. Personal umbrella.....	160,579	135,981		
8. Employment liability.....	2,367	616		
9. Aggregate write-ins for facilities and premises (CGL).....				
10. Internet & cyber liability.....				
11. Aggregate write-ins for other.....	33,118	35,922	13,298	
12. Total ASL 17 - other liability (sum of lines 1 through 11).....	196,064	172,519	13,298	
Details of Write-Ins				
0901.....				
0902.....				
0903.....				
0998. Summary of remaining write-ins for Line 09 from overflow page.....				
0999. Summary of remaining write-ins for Line 09 from overflow page.....				
1101. Commercial General Liability.....	33,118	35,922	13,298	
1102.....				
1103.....				
1198. Summary of remaining write-ins for Line 11 from overflow page.....				
1199. Summary of remaining write-ins for Line 11 from overflow page.....	33,118	35,922	13,298	

OVERFLOW PAGE FOR WRITE-INS



MARKET CONDUCT ANNUAL STATEMENT (MCAS) PREMIUM EXHIBIT FOR YEAR

For The Year Ended December 31, 2024
(To Be Filed By March 1)
FOR THE STATE OF Iowa

NAIC Group Code: 0267

NAIC Company Code: 12986

		1
		MCAS Reportable Premium / Considerations (YES/NO)
MCAS Lines of Business		
1.	Disability income	NO
2.	Health	NO
3.	Homeowners	YES
4.	Individual annuity	NO
5.	Individual life	NO
6.	Lender-placed home and auto	NO
7.	Long-term care	NO
8.	Other health	NO
9.	Private flood	NO
10.	Private passenger auto	YES
11.	Short-term limited duration health plans	NO
12.	Travel	NO



MARKET CONDUCT ANNUAL STATEMENT (MCAS) PREMIUM EXHIBIT FOR YEAR

For The Year Ended December 31, 2024
(To Be Filed By March 1)
FOR THE STATE OF Minnesota

NAIC Group Code: 0267

NAIC Company Code: 12986

		1
		MCAS Reportable Premium / Considerations (YES/NO)
MCAS Lines of Business		
1.	Disability income.....	NO
2.	Health.....	NO
3.	Homeowners.....	Yes
4.	Individual annuity.....	no
5.	Individual life.....	no
6.	Lender-placed home and auto.....	no
7.	Long-term care.....	no
8.	Other health.....	no
9.	Private flood.....	no
10.	Private passenger auto.....	yes
11.	Short-term limited duration health plans.....	no
12.	Travel.....	no



MARKET CONDUCT ANNUAL STATEMENT (MCAS) PREMIUM EXHIBIT FOR YEAR

For The Year Ended December 31, 2024
(To Be Filed By March 1)
FOR THE STATE OF Wisconsin

NAIC Group Code: 0267

NAIC Company Code: 12986

		1
		MCAS Reportable Premium / Considerations (YES/NO)
MCAS Lines of Business		
1.	Disability income.....	no
2.	Health.....	no
3.	Homeowners.....	yes
4.	Individual annuity.....	no
5.	Individual life.....	no
6.	Lender-placed home and auto.....	no
7.	Long-term care.....	no
8.	Other health.....	no
9.	Private flood.....	no
10.	Private passenger auto.....	yes
11.	Short-term limited duration health plans.....	no
12.	Travel.....	no