



PROPERTY AND CASUALTY COMPANIES - ASSOCIATION EDITION

ANNUAL STATEMENT

FOR THE YEAR ENDED DECEMBER 31, 2024
OF THE CONDITION AND AFFAIRS OF THE

PROGRESSIVE ADVANCED INSURANCE COMPANY

NAIC Group Code

0155

(Current)

0155

(Prior)

NAIC Company Code

11851

Employer's ID Number

62-0484104

Organized under the Laws of

OH

State of Domicile or Port of Entry

OH

Country of Domicile

United States of America

Incorporated/Organized

06/05/1930

Commenced Business

08/26/1930

Statutory Home Office

300 N. COMMONS BLVD., W94

(Street and Number)

MAYFIELD VILLAGE, OH, US 44143-1589

(City or Town, State, Country and Zip Code)

Main Administrative Office

300 N. COMMONS BLVD., W94

(Street and Number)

MAYFIELD VILLAGE, OH, US 44143-1589

(City or Town, State, Country and Zip Code)

440-461-5000

(Area Code) (Telephone Number)

Mail Address

P.O. BOX 89490

(Street and Number or P.O. Box)

CLEVELAND, OH, US 44101-6490

(City or Town, State, Country and Zip Code)

Primary Location of Books and Records

300 N. COMMONS BLVD., W94

(Street and Number)

MAYFIELD VILLAGE, OH, US 44143-1589

(City or Town, State, Country and Zip Code)

440-395-4460

(Area Code) (Telephone Number)

Internet Website Address

WWW.PROGRESSIVE.COM

Statutory Statement Contact

MICHELLE CRISTEN CAVELL

(Name)

440-395-4460

(Area Code) (Telephone Number)

FINANCIAL_REPORTING@PROGRESSIVE.COM

(E-mail Address)

(FAX Number)

OFFICERS

PRESIDENT

MEGHAN LOUISE MCARDLE FRIESEN

SECRETARY

MICHAEL ROBERT UTH

TREASURER

DANIEL JOSEPH WITALEC

OTHER

MICHAEL VINCENT ESPOSITO, (VICE PRESIDENT)

CARL GORDON JOYCE, (VICE PRESIDENT)

GREGORY FRANK MISCHLICH, (ASST. SECRETARY)

SANDRA LEE RIHVALSKY, (ASST. TREASURER)

DANIEL JOSEPH WITALEC, (VICE PRESIDENT)

DIRECTORS OR TRUSTEES

MICHAEL VINCENT ESPOSITO

BRIAN JACOB GURA

MEGHAN LOUISE MCARDLE FRIESEN

FREDERICK LEE STADELBAUER JR.

DANIEL JOSEPH WITALEC

State of

OHIO

County of

CUYAHOGA

SS

The officers of this reporting entity being duly sworn, each depose and say that they are the described officers of said reporting entity, and that on the reporting period stated above, all of the herein described assets were the absolute property of the said reporting entity, free and clear from any liens or claims thereon, except as herein stated, and that this statement, together with related exhibits, schedules and explanations therein contained, annexed or referred to, is a full and true statement of all the assets and liabilities and of the condition and affairs of the said reporting entity as of the reporting period stated above, and of its income and deductions therefrom for the period ended, and have been completed in accordance with the NAIC Annual Statement Instructions and Accounting Practices and Procedures manual except to the extent that: (1) state law may differ; or, (2) that state rules or regulations require differences in reporting not related to accounting practices and procedures, according to the best of their information, knowledge and belief, respectively. Furthermore, the scope of this attestation by the described officers also includes the related corresponding electronic filing with the NAIC, when required, that is an exact copy (except for formatting differences due to electronic filing) of the enclosed statement. The electronic filing may be requested by various regulators in lieu of or in addition to the enclosed statement.

Meghan Driesen

MEGHAN LOUISE MCARDLE FRIESEN

PRESIDENT

Gregory F. Mischlich

GREGORY FRANK MISCHLICH

ASSISTANT SECRETARY

Sandra L. Rihvalsky

SANDRA LEE RIHVALSKY

ASSISTANT TREASURER

Subscribed and sworn to before me this

10TH

day of

FEBRUARY, 2025

- a. Is this an original filing?

Yes [X] No []
- b. If no,

1. State the amendment number.....

2. Date filed

3. Number of pages attached.....

DIANA M PISTONE

Notary Public, State of Ohio

My Comm. Exp. Jan. 16, 2026

Recorded in Cuyahoga County





ANNUAL STATEMENT FOR THE YEAR 2024 OF THE PROGRESSIVE ADVANCED INSURANCE COMPANY

EXHIBIT OF PREMIUMS AND LOSSES (Statutory Page 14)

NAIC Group Code 0155 BUSINESS IN THE STATE OF Alabama DURING THE YEAR 2024 NAIC Company Code 11851

Line of Business	Gross Premiums, Including Policy and Membership Fees, Less Return Premiums and Premiums on Policies not Taken		3	4	5	6	7	8	9	10	11	12
	1	2										
	Direct Premiums Written	Direct Premiums Earned	Dividends Paid or Credited to Policyholders on Direct Business	Direct Unearned Premium Reserves	Direct Losses Paid (deducting salvage)	Direct Losses Incurred	Direct Losses Unpaid	Direct Defense and Cost Containment Expense Paid	Direct Defense and Cost Containment Expense Incurred	Direct Defense and Cost Containment Expense Unpaid	Commissions and Brokerage Expenses	Taxes, Licenses and Fees
1. Fire												
2.1 Allied Lines												
2.2 Multiple Peril Crop												
2.3 Federal Flood												
2.4. Private Crop												
2.5 Private Flood												
3. Farmowners Multiple Peril												
4. Homeowners Multiple Peril												
5.1 Commercial Multiple Peril (Non-Liability Portion)												
5.2 Commercial Multiple Peril (Liability Portion)												
6. Mortgage Guaranty												
8. Ocean Marine												
9.1 Inland Marine												
9.2 Pet Insurance Plans												
10. Financial Guaranty												
11.1 Medical Professional Liability - Occurrence												
11.2 Medical Professional Liability - Claims-Made												
12. Earthquake												
13.1 Comprehensive (hospital and medical) ind (b)												
13.2 Comprehensive (hospital and medical) group (b)												
14. Credit A&H (Group and Individual)												
15.1 Vision Only (b).....												
15.2 Dental Only (b)												
15.3 Disability Income (b)												
15.4 Medicare Supplement (b)												
15.5 Medicaid Title XIX (b)												
15.6 Medicare Title XVIII (b).....												
15.7 Long-Term Care (b)												
15.8 Federal Employees Health Benefits Plan (b)												
15.9 Other Health (b)												
16. Workers' Compensation												
17.1 Other Liability - Occurrence												
17.2 Other Liability - Claims-Made												
17.3 Excess Workers' Compensation												
18.1 Products Liability - Occurrence												
18.2 Products Liability - Claims-Made												
19.1 Private Passenger Auto No-Fault (Personal Injury Protection)												
19.2 Other Private Passenger Auto Liability												3,409
19.3 Commercial Auto No-Fault (Personal Injury Protection)												
19.4 Other Commercial Auto Liability												
21.1 Private Passenger Auto Physical Damage												
21.2 Commercial Auto Physical Damage												
22. Aircraft (all perils)												
23. Fidelity												
24. Surety												
26. Burglary and Theft												
27. Boiler and Machinery												
28. Credit												
29. International												
30. Warranty												
31. Reins nonproportional assumed property	XXX	XXX	XXX	XXX	XXX	XXX	XXX	XXX	XXX	XXX	XXX	XXX
32. Reins nonproportional assumed liability	XXX	XXX	XXX	XXX	XXX	XXX	XXX	XXX	XXX	XXX	XXX	XXX
33. Reins nonproportional assumed financial lines	XXX	XXX	XXX	XXX	XXX	XXX	XXX	XXX	XXX	XXX	XXX	XXX
34. Aggregate Write-Ins for Other Lines of Business												
35. Total (a)												3,409
DETAILS OF WRITE-INS												
3401.												
3402.												
3403.												
3498. Summary of remaining write-ins for Line 34 from overflow page												
3499. Totals (Lines 3401 through 3403 plus 3498)(Line 34 above)												

(a) Finance and service charges not included in Lines 1 to 35 \$
(b) For health business on indicated lines report: Number of persons insured under PPO managed care products and number of persons insured under indemnity only products



ANNUAL STATEMENT FOR THE YEAR 2024 OF THE PROGRESSIVE ADVANCED INSURANCE COMPANY

EXHIBIT OF PREMIUMS AND LOSSES (Statutory Page 14)

NAIC Group Code 0155 BUSINESS IN THE STATE OF Alaska DURING THE YEAR 2024 NAIC Company Code 11851

Line of Business	Gross Premiums, Including Policy and Membership Fees, Less Return Premiums and Premiums on Policies not Taken		3	4	5	6	7	8	9	10	11	12
	1	2										
	Direct Premiums Written	Direct Premiums Earned	Dividends Paid or Credited to Policyholders on Direct Business	Direct Unearned Premium Reserves	Direct Losses Paid (deducting salvage)	Direct Losses Incurred	Direct Losses Unpaid	Direct Defense and Cost Containment Expense Paid	Direct Defense and Cost Containment Expense Incurred	Direct Defense and Cost Containment Expense Unpaid	Commissions and Brokerage Expenses	Taxes, Licenses and Fees
1. Fire												
2.1 Allied Lines												
2.2 Multiple Peril Crop												
2.3 Federal Flood												
2.4. Private Crop												
2.5 Private Flood												
3. Farmowners Multiple Peril												
4. Homeowners Multiple Peril												
5.1 Commercial Multiple Peril (Non-Liability Portion)												
5.2 Commercial Multiple Peril (Liability Portion)												
6. Mortgage Guaranty												
8. Ocean Marine												
9.1 Inland Marine												
9.2 Pet Insurance Plans												
10. Financial Guaranty												
11.1 Medical Professional Liability - Occurrence												
11.2 Medical Professional Liability - Claims-Made												
12. Earthquake												
13.1 Comprehensive (hospital and medical) ind (b)												
13.2 Comprehensive (hospital and medical) group (b)												
14. Credit A&H (Group and Individual)												
15.1 Vision Only (b).....												
15.2 Dental Only (b)												
15.3 Disability Income (b)												
15.4 Medicare Supplement (b)												
15.5 Medicaid Title XIX (b)												
15.6 Medicare Title XVIII (b).....												
15.7 Long-Term Care (b)												
15.8 Federal Employees Health Benefits Plan (b)												
15.9 Other Health (b)												
16. Workers' Compensation												
17.1 Other Liability - Occurrence												
17.2 Other Liability - Claims-Made												
17.3 Excess Workers' Compensation												
18.1 Products Liability - Occurrence												
18.2 Products Liability - Claims-Made												
19.1 Private Passenger Auto No-Fault (Personal Injury Protection)												
19.2 Other Private Passenger Auto Liability												2,365
19.3 Commercial Auto No-Fault (Personal Injury Protection)												
19.4 Other Commercial Auto Liability												
21.1 Private Passenger Auto Physical Damage												
21.2 Commercial Auto Physical Damage												
22. Aircraft (all perils)												
23. Fidelity												
24. Surety												
26. Burglary and Theft												
27. Boiler and Machinery												
28. Credit												
29. International												
30. Warranty												
31. Reins nonproportional assumed property	XXX	XXX	XXX	XXX	XXX	XXX	XXX	XXX	XXX	XXX	XXX	XXX
32. Reins nonproportional assumed liability	XXX	XXX	XXX	XXX	XXX	XXX	XXX	XXX	XXX	XXX	XXX	XXX
33. Reins nonproportional assumed financial lines	XXX	XXX	XXX	XXX	XXX	XXX	XXX	XXX	XXX	XXX	XXX	XXX
34. Aggregate Write-Ins for Other Lines of Business												
35. Total (a)												2,365
DETAILS OF WRITE-INS												
3401.												
3402.												
3403.												
3498. Summary of remaining write-ins for Line 34 from overflow page												
3499. Totals (Lines 3401 through 3403 plus 3498)(Line 34 above)												

(a) Finance and service charges not included in Lines 1 to 35 \$
(b) For health business on indicated lines report: Number of persons insured under PPO managed care products and number of persons insured under indemnity only products



ANNUAL STATEMENT FOR THE YEAR 2024 OF THE PROGRESSIVE ADVANCED INSURANCE COMPANY

EXHIBIT OF PREMIUMS AND LOSSES (Statutory Page 14)

NAIC Group Code 0155

BUSINESS IN THE STATE OF Arizona

DURING THE YEAR 2024

NAIC Company Code 11851

Line of Business	Gross Premiums, Including Policy and Membership Fees, Less Return Premiums and Premiums on Policies not Taken		3 Dividends Paid or Credited to Policyholders on Direct Business	4 Direct Unearned Premium Reserves	5 Direct Losses Paid (deducting salvage)	6 Direct Losses Incurred	7 Direct Losses Unpaid	8 Direct Defense and Cost Containment Expense Paid	9 Direct Defense and Cost Containment Expense Incurred	10 Direct Defense and Cost Containment Expense Unpaid	11 Commissions and Brokerage Expenses	12 Taxes, Licenses and Fees
	1 Direct Premiums Written	2 Direct Premiums Earned										
1. Fire												
2.1 Allied Lines												
2.2 Multiple Peril Crop												
2.3 Federal Flood												
2.4. Private Crop												
2.5 Private Flood												
3. Farmowners Multiple Peril												
4. Homeowners Multiple Peril												
5.1 Commercial Multiple Peril (Non-Liability Portion)												
5.2 Commercial Multiple Peril (Liability Portion)												
6. Mortgage Guaranty												
8. Ocean Marine												
9.1 Inland Marine	3,309,935	3,131,649		1,540,933	838,822	838,790	194,108	895	(353)	8,371	112,566	72,170
9.2 Pet Insurance Plans												
10. Financial Guaranty												
11.1 Medical Professional Liability - Occurrence												
11.2 Medical Professional Liability - Claims-Made												
12. Earthquake												
13.1 Comprehensive (hospital and medical) ind (b)												
13.2 Comprehensive (hospital and medical) group (b)												
14. Credit A&H (Group and Individual)												
15.1 Vision Only (b).....												
15.2 Dental Only (b)												
15.3 Disability Income (b)												
15.4 Medicare Supplement (b)												
15.5 Medicaid Title XIX (b)												
15.6 Medicare Title XVIII (b).....												
15.7 Long-Term Care (b)												
15.8 Federal Employees Health Benefits Plan (b)												
15.9 Other Health (b)												
16. Workers' Compensation												
17.1 Other Liability - Occurrence	1,399,893	1,412,177		655,421	331,473	485,206	703,162	24,628	9,626	66,141	47,416	30,648
17.2 Other Liability - Claims-Made												
17.3 Excess Workers' Compensation												
18.1 Products Liability - Occurrence												
18.2 Products Liability - Claims-Made												
19.1 Private Passenger Auto No-Fault (Personal Injury Protection)					88,716	98,728	82,610	15,516	16,760	32,091		
19.2 Other Private Passenger Auto Liability	650,103,318	608,683,971		172,049,946	318,538,037	403,938,676	356,410,487	4,048,283	9,121,585	21,889,773	443,291	14,163,069
19.3 Commercial Auto No-Fault (Personal Injury Protection)												
19.4 Other Commercial Auto Liability												
21.1 Private Passenger Auto Physical Damage	380,249,986	364,492,091		102,932,406	222,117,464	225,821,933	2,595,816	302,074	313,339	1,179,273	970,502	8,277,736
21.2 Commercial Auto Physical Damage												
22. Aircraft (all perils)												
23. Fidelity												
24. Surety												
26. Burglary and Theft												
27. Boiler and Machinery												
28. Credit												
29. International												
30. Warranty												
31. Reins nonproportional assumed property	XXX	XXX	XXX	XXX	XXX	XXX	XXX	XXX	XXX	XXX	XXX	XXX
32. Reins nonproportional assumed liability	XXX	XXX	XXX	XXX	XXX	XXX	XXX	XXX	XXX	XXX	XXX	XXX
33. Reins nonproportional assumed financial lines	XXX	XXX	XXX	XXX	XXX	XXX	XXX	XXX	XXX	XXX	XXX	XXX
34. Aggregate Write-Ins for Other Lines of Business												
35. Total (a)	1,035,063,132	977,719,887		277,178,707	541,914,513	631,183,333	359,986,183	4,391,395	9,460,958	23,175,648	1,573,774	22,543,623
DETAILS OF WRITE-INS												
3401.												
3402.												
3403.												
3498. Summary of remaining write-ins for Line 34 from overflow page												
3499. Totals (Lines 3401 through 3403 plus 3498)(Line 34 above)												

(a) Finance and service charges not included in Lines 1 to 35 \$ 13,046,893

(b) For health business on indicated lines report: Number of persons insured under PPO managed care products and number of persons insured under indemnity only products



ANNUAL STATEMENT FOR THE YEAR 2024 OF THE PROGRESSIVE ADVANCED INSURANCE COMPANY

EXHIBIT OF PREMIUMS AND LOSSES (Statutory Page 14)

NAIC Group Code 0155 BUSINESS IN THE STATE OF Arkansas DURING THE YEAR 2024 NAIC Company Code 11851

Line of Business	Gross Premiums, Including Policy and Membership Fees, Less Return Premiums and Premiums on Policies not Taken		3	4	5	6	7	8	9	10	11	12
	1	2										
	Direct Premiums Written	Direct Premiums Earned	Dividends Paid or Credited to Policyholders on Direct Business	Direct Unearned Premium Reserves	Direct Losses Paid (deducting salvage)	Direct Losses Incurred	Direct Losses Unpaid	Direct Defense and Cost Containment Expense Paid	Direct Defense and Cost Containment Expense Incurred	Direct Defense and Cost Containment Expense Unpaid	Commissions and Brokerage Expenses	Taxes, Licenses and Fees
1. Fire												
2.1 Allied Lines												
2.2 Multiple Peril Crop												
2.3 Federal Flood												
2.4. Private Crop												
2.5 Private Flood												
3. Farmowners Multiple Peril												
4. Homeowners Multiple Peril												
5.1 Commercial Multiple Peril (Non-Liability Portion)												
5.2 Commercial Multiple Peril (Liability Portion)												
6. Mortgage Guaranty												
8. Ocean Marine												
9.1 Inland Marine												
9.2 Pet Insurance Plans												
10. Financial Guaranty												
11.1 Medical Professional Liability - Occurrence												
11.2 Medical Professional Liability - Claims-Made												
12. Earthquake												
13.1 Comprehensive (hospital and medical) ind (b)												
13.2 Comprehensive (hospital and medical) group (b)												
14. Credit A&H (Group and Individual)												
15.1 Vision Only (b).....												
15.2 Dental Only (b)												
15.3 Disability Income (b)												
15.4 Medicare Supplement (b)												
15.5 Medicaid Title XIX (b)												
15.6 Medicare Title XVIII (b).....												
15.7 Long-Term Care (b)												
15.8 Federal Employees Health Benefits Plan (b)												
15.9 Other Health (b)												
16. Workers' Compensation												
17.1 Other Liability - Occurrence												
17.2 Other Liability - Claims-Made												
17.3 Excess Workers' Compensation												
18.1 Products Liability - Occurrence												
18.2 Products Liability - Claims-Made												
19.1 Private Passenger Auto No-Fault (Personal Injury Protection)												
19.2 Other Private Passenger Auto Liability												2,501
19.3 Commercial Auto No-Fault (Personal Injury Protection)												
19.4 Other Commercial Auto Liability												
21.1 Private Passenger Auto Physical Damage												
21.2 Commercial Auto Physical Damage												
22. Aircraft (all perils)												
23. Fidelity												
24. Surety												
26. Burglary and Theft												
27. Boiler and Machinery												
28. Credit												
29. International												
30. Warranty												
31. Reins nonproportional assumed property	XXX	XXX	XXX	XXX	XXX	XXX	XXX	XXX	XXX	XXX	XXX	XXX
32. Reins nonproportional assumed liability	XXX	XXX	XXX	XXX	XXX	XXX	XXX	XXX	XXX	XXX	XXX	XXX
33. Reins nonproportional assumed financial lines	XXX	XXX	XXX	XXX	XXX	XXX	XXX	XXX	XXX	XXX	XXX	XXX
34. Aggregate Write-Ins for Other Lines of Business												
35. Total (a)												2,501
DETAILS OF WRITE-INS												
3401.												
3402.												
3403.												
3498. Summary of remaining write-ins for Line 34 from overflow page												
3499. Totals (Lines 3401 through 3403 plus 3498)(Line 34 above)												

(a) Finance and service charges not included in Lines 1 to 35 \$ and number of persons insured under indemnity only products

(b) For health business on indicated lines report: Number of persons insured under PPO managed care products and number of persons insured under indemnity only products



ANNUAL STATEMENT FOR THE YEAR 2024 OF THE PROGRESSIVE ADVANCED INSURANCE COMPANY

EXHIBIT OF PREMIUMS AND LOSSES (Statutory Page 14)

NAIC Group Code 0155 BUSINESS IN THE STATE OF California DURING THE YEAR 2024 NAIC Company Code 11851

Line of Business	Gross Premiums, Including Policy and Membership Fees, Less Return Premiums and Premiums on Policies not Taken		3	4	5	6	7	8	9	10	11	12
	1	2										
	Direct Premiums Written	Direct Premiums Earned	Dividends Paid or Credited to Policyholders on Direct Business	Direct Unearned Premium Reserves	Direct Losses Paid (deducting salvage)	Direct Losses Incurred	Direct Losses Unpaid	Direct Defense and Cost Containment Expense Paid	Direct Defense and Cost Containment Expense Incurred	Direct Defense and Cost Containment Expense Unpaid	Commissions and Brokerage Expenses	Taxes, Licenses and Fees
1. Fire												
2.1 Allied Lines												
2.2 Multiple Peril Crop												
2.3 Federal Flood												
2.4 Private Crop												
2.5 Private Flood												
3. Farmowners Multiple Peril												
4. Homeowners Multiple Peril												
5.1 Commercial Multiple Peril (Non-Liability Portion)												
5.2 Commercial Multiple Peril (Liability Portion)												
6. Mortgage Guaranty												
8. Ocean Marine												
9.1 Inland Marine												
9.2 Pet Insurance Plans												
10. Financial Guaranty												
11.1 Medical Professional Liability - Occurrence												
11.2 Medical Professional Liability - Claims-Made												
12. Earthquake												
13.1 Comprehensive (hospital and medical) ind (b)												
13.2 Comprehensive (hospital and medical) group (b)												
14. Credit A&H (Group and Individual)												
15.1 Vision Only (b).....												
15.2 Dental Only (b)												
15.3 Disability Income (b)												
15.4 Medicare Supplement (b)												
15.5 Medicaid Title XIX (b)												
15.6 Medicare Title XVIII (b).....												
15.7 Long-Term Care (b)												
15.8 Federal Employees Health Benefits Plan (b)												
15.9 Other Health (b)												
16. Workers' Compensation												
17.1 Other Liability - Occurrence												
17.2 Other Liability - Claims-Made												
17.3 Excess Workers' Compensation												
18.1 Products Liability - Occurrence												
18.2 Products Liability - Claims-Made												
19.1 Private Passenger Auto No-Fault (Personal Injury Protection)												
19.2 Other Private Passenger Auto Liability												961
19.3 Commercial Auto No-Fault (Personal Injury Protection)												
19.4 Other Commercial Auto Liability												
21.1 Private Passenger Auto Physical Damage												
21.2 Commercial Auto Physical Damage												
22. Aircraft (all perils)												
23. Fidelity												
24. Surety												
26. Burglary and Theft												
27. Boiler and Machinery												
28. Credit												
29. International												
30. Warranty												
31. Reins nonproportional assumed property	XXX	XXX	XXX	XXX	XXX	XXX	XXX	XXX	XXX	XXX	XXX	XXX
32. Reins nonproportional assumed liability	XXX	XXX	XXX	XXX	XXX	XXX	XXX	XXX	XXX	XXX	XXX	XXX
33. Reins nonproportional assumed financial lines	XXX	XXX	XXX	XXX	XXX	XXX	XXX	XXX	XXX	XXX	XXX	XXX
34. Aggregate Write-Ins for Other Lines of Business												
35. Total (a)												961
DETAILS OF WRITE-INS												
3401.												
3402.												
3403.												
3498. Summary of remaining write-ins for Line 34 from overflow page												
3499. Totals (Lines 3401 through 3403 plus 3498)(Line 34 above)												

(a) Finance and service charges not included in Lines 1 to 35 \$ and number of persons insured under indemnity only products

(b) For health business on indicated lines report: Number of persons insured under PPO managed care products and number of persons insured under indemnity only products



ANNUAL STATEMENT FOR THE YEAR 2024 OF THE PROGRESSIVE ADVANCED INSURANCE COMPANY

EXHIBIT OF PREMIUMS AND LOSSES (Statutory Page 14)

NAIC Group Code 0155 BUSINESS IN THE STATE OF Colorado DURING THE YEAR 2024 NAIC Company Code 11851

Line of Business	Gross Premiums, Including Policy and Membership Fees, Less Return Premiums and Premiums on Policies not Taken		3	4	5	6	7	8	9	10	11	12
	1	2										
	Direct Premiums Written	Direct Premiums Earned	Dividends Paid or Credited to Policyholders on Direct Business	Direct Unearned Premium Reserves	Direct Losses Paid (deducting salvage)	Direct Losses Incurred	Direct Losses Unpaid	Direct Defense and Cost Containment Expense Paid	Direct Defense and Cost Containment Expense Incurred	Direct Defense and Cost Containment Expense Unpaid	Commissions and Brokerage Expenses	Taxes, Licenses and Fees
1. Fire												
2.1 Allied Lines												
2.2 Multiple Peril Crop												
2.3 Federal Flood												
2.4. Private Crop												
2.5 Private Flood												
3. Farmowners Multiple Peril												
4. Homeowners Multiple Peril												
5.1 Commercial Multiple Peril (Non-Liability Portion)												
5.2 Commercial Multiple Peril (Liability Portion)												
6. Mortgage Guaranty												
8. Ocean Marine												
9.1 Inland Marine												
9.2 Pet Insurance Plans												
10. Financial Guaranty												
11.1 Medical Professional Liability - Occurrence												
11.2 Medical Professional Liability - Claims-Made												
12. Earthquake												
13.1 Comprehensive (hospital and medical) ind (b)												
13.2 Comprehensive (hospital and medical) group (b)												
14. Credit A&H (Group and Individual)												
15.1 Vision Only (b).....												
15.2 Dental Only (b)												
15.3 Disability Income (b)												
15.4 Medicare Supplement (b)												
15.5 Medicaid Title XIX (b)												
15.6 Medicare Title XVIII (b).....												
15.7 Long-Term Care (b)												
15.8 Federal Employees Health Benefits Plan (b)												
15.9 Other Health (b)												
16. Workers' Compensation												
17.1 Other Liability - Occurrence												
17.2 Other Liability - Claims-Made												
17.3 Excess Workers' Compensation												
18.1 Products Liability - Occurrence												
18.2 Products Liability - Claims-Made												
19.1 Private Passenger Auto No-Fault (Personal Injury Protection)												
19.2 Other Private Passenger Auto Liability												1,424
19.3 Commercial Auto No-Fault (Personal Injury Protection)												
19.4 Other Commercial Auto Liability												
21.1 Private Passenger Auto Physical Damage												
21.2 Commercial Auto Physical Damage												
22. Aircraft (all perils)												
23. Fidelity												
24. Surety												
26. Burglary and Theft												
27. Boiler and Machinery												
28. Credit												
29. International												
30. Warranty												
31. Reins nonproportional assumed property	XXX	XXX	XXX	XXX	XXX	XXX	XXX	XXX	XXX	XXX	XXX	XXX
32. Reins nonproportional assumed liability	XXX	XXX	XXX	XXX	XXX	XXX	XXX	XXX	XXX	XXX	XXX	XXX
33. Reins nonproportional assumed financial lines	XXX	XXX	XXX	XXX	XXX	XXX	XXX	XXX	XXX	XXX	XXX	XXX
34. Aggregate Write-Ins for Other Lines of Business												
35. Total (a)												1,424
DETAILS OF WRITE-INS												
3401.												
3402.												
3403.												
3498. Summary of remaining write-ins for Line 34 from overflow page												
3499. Totals (Lines 3401 through 3403 plus 3498)(Line 34 above)												

(a) Finance and service charges not included in Lines 1 to 35 \$
(b) For health business on indicated lines report: Number of persons insured under PPO managed care products and number of persons insured under indemnity only products



ANNUAL STATEMENT FOR THE YEAR 2024 OF THE PROGRESSIVE ADVANCED INSURANCE COMPANY

EXHIBIT OF PREMIUMS AND LOSSES (Statutory Page 14)

NAIC Group Code 0155 BUSINESS IN THE STATE OF Delaware DURING THE YEAR 2024 NAIC Company Code 11851

Line of Business	Gross Premiums, Including Policy and Membership Fees, Less Return Premiums and Premiums on Policies not Taken		3	4	5	6	7	8	9	10	11	12
	1	2										
	Direct Premiums Written	Direct Premiums Earned	Dividends Paid or Credited to Policyholders on Direct Business	Direct Unearned Premium Reserves	Direct Losses Paid (deducting salvage)	Direct Losses Incurred	Direct Losses Unpaid	Direct Defense and Cost Containment Expense Paid	Direct Defense and Cost Containment Expense Incurred	Direct Defense and Cost Containment Expense Unpaid	Commissions and Brokerage Expenses	Taxes, Licenses and Fees
1. Fire												
2.1 Allied Lines												
2.2 Multiple Peril Crop												
2.3 Federal Flood												
2.4. Private Crop												
2.5 Private Flood												
3. Farmowners Multiple Peril												
4. Homeowners Multiple Peril												
5.1 Commercial Multiple Peril (Non-Liability Portion)												
5.2 Commercial Multiple Peril (Liability Portion)												
6. Mortgage Guaranty												
8. Ocean Marine												
9.1 Inland Marine												
9.2 Pet Insurance Plans												
10. Financial Guaranty												
11.1 Medical Professional Liability - Occurrence												
11.2 Medical Professional Liability - Claims-Made												
12. Earthquake												
13.1 Comprehensive (hospital and medical) ind (b)												
13.2 Comprehensive (hospital and medical) group (b)												
14. Credit A&H (Group and Individual)												
15.1 Vision Only (b).....												
15.2 Dental Only (b)												
15.3 Disability Income (b)												
15.4 Medicare Supplement (b)												
15.5 Medicaid Title XIX (b)												
15.6 Medicare Title XVIII (b).....												
15.7 Long-Term Care (b)												
15.8 Federal Employees Health Benefits Plan (b)												
15.9 Other Health (b)												
16. Workers' Compensation												
17.1 Other Liability - Occurrence												
17.2 Other Liability - Claims-Made												
17.3 Excess Workers' Compensation												
18.1 Products Liability - Occurrence												
18.2 Products Liability - Claims-Made												
19.1 Private Passenger Auto No-Fault (Personal Injury Protection)												
19.2 Other Private Passenger Auto Liability												3, 145
19.3 Commercial Auto No-Fault (Personal Injury Protection)												
19.4 Other Commercial Auto Liability												
21.1 Private Passenger Auto Physical Damage												
21.2 Commercial Auto Physical Damage												
22. Aircraft (all perils)												
23. Fidelity												
24. Surety												
26. Burglary and Theft												
27. Boiler and Machinery												
28. Credit												
29. International												
30. Warranty												
31. Reins nonproportional assumed property	XXX	XXX	XXX	XXX	XXX	XXX	XXX	XXX	XXX	XXX	XXX	XXX
32. Reins nonproportional assumed liability	XXX	XXX	XXX	XXX	XXX	XXX	XXX	XXX	XXX	XXX	XXX	XXX
33. Reins nonproportional assumed financial lines	XXX	XXX	XXX	XXX	XXX	XXX	XXX	XXX	XXX	XXX	XXX	XXX
34. Aggregate Write-Ins for Other Lines of Business												
35. Total (a)												3, 145
DETAILS OF WRITE-INS												
3401.												
3402.												
3403.												
3498. Summary of remaining write-ins for Line 34 from overflow page												
3499. Totals (Lines 3401 through 3403 plus 3498)(Line 34 above)												

(a) Finance and service charges not included in Lines 1 to 35 \$ and number of persons insured under indemnity only products

(b) For health business on indicated lines report: Number of persons insured under PPO managed care products and number of persons insured under indemnity only products



ANNUAL STATEMENT FOR THE YEAR 2024 OF THE PROGRESSIVE ADVANCED INSURANCE COMPANY

EXHIBIT OF PREMIUMS AND LOSSES (Statutory Page 14)

NAIC Group Code 0155 BUSINESS IN THE STATE OF District of Columbia DURING THE YEAR 2024 NAIC Company Code 11851

Line of Business	Gross Premiums, Including Policy and Membership Fees, Less Return Premiums and Premiums on Policies not Taken		3	4	5	6	7	8	9	10	11	12
	1	2										
	Direct Premiums Written	Direct Premiums Earned	Dividends Paid or Credited to Policyholders on Direct Business	Direct Unearned Premium Reserves	Direct Losses Paid (deducting salvage)	Direct Losses Incurred	Direct Losses Unpaid	Direct Defense and Cost Containment Expense Paid	Direct Defense and Cost Containment Expense Incurred	Direct Defense and Cost Containment Expense Unpaid	Commissions and Brokerage Expenses	Taxes, Licenses and Fees
1. Fire												
2.1 Allied Lines												
2.2 Multiple Peril Crop												
2.3 Federal Flood												
2.4. Private Crop												
2.5 Private Flood												
3. Farmowners Multiple Peril												
4. Homeowners Multiple Peril												
5.1 Commercial Multiple Peril (Non-Liability Portion)												
5.2 Commercial Multiple Peril (Liability Portion)												
6. Mortgage Guaranty												
8. Ocean Marine												
9.1 Inland Marine												
9.2 Pet Insurance Plans												
10. Financial Guaranty												
11.1 Medical Professional Liability - Occurrence												
11.2 Medical Professional Liability - Claims-Made												
12. Earthquake												
13.1 Comprehensive (hospital and medical) ind (b)												
13.2 Comprehensive (hospital and medical) group (b)												
14. Credit A&H (Group and Individual)												
15.1 Vision Only (b).....												
15.2 Dental Only (b)												
15.3 Disability Income (b)												
15.4 Medicare Supplement (b)												
15.5 Medicaid Title XIX (b)												
15.6 Medicare Title XVIII (b).....												
15.7 Long-Term Care (b)												
15.8 Federal Employees Health Benefits Plan (b)												
15.9 Other Health (b)												
16. Workers' Compensation												
17.1 Other Liability - Occurrence												
17.2 Other Liability - Claims-Made												
17.3 Excess Workers' Compensation												
18.1 Products Liability - Occurrence												
18.2 Products Liability - Claims-Made												
19.1 Private Passenger Auto No-Fault (Personal Injury Protection)												
19.2 Other Private Passenger Auto Liability												1,595
19.3 Commercial Auto No-Fault (Personal Injury Protection)												
19.4 Other Commercial Auto Liability												
21.1 Private Passenger Auto Physical Damage												
21.2 Commercial Auto Physical Damage												
22. Aircraft (all perils)												
23. Fidelity												
24. Surety												
26. Burglary and Theft												
27. Boiler and Machinery												
28. Credit												
29. International												
30. Warranty												
31. Reins nonproportional assumed property	XXX	XXX	XXX	XXX	XXX	XXX	XXX	XXX	XXX	XXX	XXX	XXX
32. Reins nonproportional assumed liability	XXX	XXX	XXX	XXX	XXX	XXX	XXX	XXX	XXX	XXX	XXX	XXX
33. Reins nonproportional assumed financial lines	XXX	XXX	XXX	XXX	XXX	XXX	XXX	XXX	XXX	XXX	XXX	XXX
34. Aggregate Write-Ins for Other Lines of Business												
35. Total (a)												1,595
DETAILS OF WRITE-INS												
3401.												
3402.												
3403.												
3498. Summary of remaining write-ins for Line 34 from overflow page												
3499. Totals (Lines 3401 through 3403 plus 3498)(Line 34 above)												

(a) Finance and service charges not included in Lines 1 to 35 \$ and number of persons insured under indemnity only products
(b) For health business on indicated lines report: Number of persons insured under PPO managed care products and number of persons insured under indemnity only products



ANNUAL STATEMENT FOR THE YEAR 2024 OF THE PROGRESSIVE ADVANCED INSURANCE COMPANY

EXHIBIT OF PREMIUMS AND LOSSES (Statutory Page 14)

NAIC Group Code 0155

BUSINESS IN THE STATE OF Georgia

DURING THE YEAR 2024

NAIC Company Code 11851

Line of Business	Gross Premiums, Including Policy and Membership Fees, Less Return Premiums and Premiums on Policies not Taken		3	4	5	6	7	8	9	10	11	12
	1	2										
	Direct Premiums Written	Direct Premiums Earned	Dividends Paid or Credited to Policyholders on Direct Business	Direct Unearned Premium Reserves	Direct Losses Paid (deducting salvage)	Direct Losses Incurred	Direct Losses Unpaid	Direct Defense and Cost Containment Expense Paid	Direct Defense and Cost Containment Expense Incurred	Direct Defense and Cost Containment Expense Unpaid	Commissions and Brokerage Expenses	Taxes, Licenses and Fees
1. Fire												
2.1 Allied Lines												
2.2 Multiple Peril Crop												
2.3 Federal Flood												
2.4. Private Crop												
2.5 Private Flood												
3. Farmowners Multiple Peril												
4. Homeowners Multiple Peril												
5.1 Commercial Multiple Peril (Non-Liability Portion)												
5.2 Commercial Multiple Peril (Liability Portion)												
6. Mortgage Guaranty												
8. Ocean Marine												
9.1 Inland Marine												
9.2 Pet Insurance Plans												
10. Financial Guaranty												
11.1 Medical Professional Liability - Occurrence												
11.2 Medical Professional Liability - Claims-Made												
12. Earthquake												
13.1 Comprehensive (hospital and medical) ind (b)												
13.2 Comprehensive (hospital and medical) group (b)												
14. Credit A&H (Group and Individual)												
15.1 Vision Only (b).....												
15.2 Dental Only (b)												
15.3 Disability Income (b)												
15.4 Medicare Supplement (b)												
15.5 Medicaid Title XIX (b)												
15.6 Medicare Title XVIII (b).....												
15.7 Long-Term Care (b)												
15.8 Federal Employees Health Benefits Plan (b)												
15.9 Other Health (b)												
16. Workers' Compensation												
17.1 Other Liability - Occurrence												
17.2 Other Liability - Claims-Made												
17.3 Excess Workers' Compensation												
18.1 Products Liability - Occurrence												
18.2 Products Liability - Claims-Made												
19.1 Private Passenger Auto No-Fault (Personal Injury Protection)												
19.2 Other Private Passenger Auto Liability	3,006,049	3,040,784		778,113	1,281,362	1,292,159	1,315,429	37,122	39,083	122,873	738	188,569
19.3 Commercial Auto No-Fault (Personal Injury Protection)												
19.4 Other Commercial Auto Liability												
21.1 Private Passenger Auto Physical Damage	1,528,442	1,562,744		382,729	647,293	592,485	1,754	209	(13,283)	1,983	495	96,019
21.2 Commercial Auto Physical Damage												
22. Aircraft (all perils)												
23. Fidelity												
24. Surety												
26. Burglary and Theft												
27. Boiler and Machinery												
28. Credit												
29. International												
30. Warranty												
31. Reins nonproportional assumed property	XXX	XXX	XXX	XXX	XXX	XXX	XXX	XXX	XXX	XXX	XXX	XXX
32. Reins nonproportional assumed liability	XXX	XXX	XXX	XXX	XXX	XXX	XXX	XXX	XXX	XXX	XXX	XXX
33. Reins nonproportional assumed financial lines	XXX	XXX	XXX	XXX	XXX	XXX	XXX	XXX	XXX	XXX	XXX	XXX
34. Aggregate Write-Ins for Other Lines of Business												
35. Total (a)	4,534,491	4,603,528		1,160,842	1,928,655	1,884,645	1,317,183	37,331	25,799	124,855	1,233	284,588
DETAILS OF WRITE-INS												
3401.												
3402.												
3403.												
3498. Summary of remaining write-ins for Line 34 from overflow page												
3499. Totals (Lines 3401 through 3403 plus 3498)(Line 34 above)												

(a) Finance and service charges not included in Lines 1 to 35 \$ 17,556

(b) For health business on indicated lines report: Number of persons insured under PPO managed care products and number of persons insured under indemnity only products



ANNUAL STATEMENT FOR THE YEAR 2024 OF THE PROGRESSIVE ADVANCED INSURANCE COMPANY

EXHIBIT OF PREMIUMS AND LOSSES (Statutory Page 14)

NAIC Group Code 0155

BUSINESS IN THE STATE OF Hawaii

DURING THE YEAR 2024

NAIC Company Code 11851

Line of Business	Gross Premiums, Including Policy and Membership Fees, Less Return Premiums and Premiums on Policies not Taken		3	4	5	6	7	8	9	10	11	12
	1	2										
	Direct Premiums Written	Direct Premiums Earned	Dividends Paid or Credited to Policyholders on Direct Business	Direct Unearned Premium Reserves	Direct Losses Paid (deducting salvage)	Direct Losses Incurred	Direct Losses Unpaid	Direct Defense and Cost Containment Expense Paid	Direct Defense and Cost Containment Expense Incurred	Direct Defense and Cost Containment Expense Unpaid	Commissions and Brokerage Expenses	Taxes, Licenses and Fees
1. Fire												
2.1 Allied Lines												
2.2 Multiple Peril Crop												
2.3 Federal Flood												
2.4. Private Crop												
2.5 Private Flood												
3. Farmowners Multiple Peril												
4. Homeowners Multiple Peril												
5.1 Commercial Multiple Peril (Non-Liability Portion)												
5.2 Commercial Multiple Peril (Liability Portion)												
6. Mortgage Guaranty												
8. Ocean Marine												
9.1 Inland Marine	240,431	41,456		198,975	4,432	14,547	10,115		441	441	8,774	12,611
9.2 Pet Insurance Plans												
10. Financial Guaranty												
11.1 Medical Professional Liability - Occurrence												
11.2 Medical Professional Liability - Claims-Made												
12. Earthquake												
13.1 Comprehensive (hospital and medical) ind (b)												
13.2 Comprehensive (hospital and medical) group (b)												
14. Credit A&H (Group and Individual)												
15.1 Vision Only (b).....												
15.2 Dental Only (b)												
15.3 Disability Income (b)												
15.4 Medicare Supplement (b)												
15.5 Medicaid Title XIX (b)												
15.6 Medicare Title XVIII (b).....												
15.7 Long-Term Care (b)												
15.8 Federal Employees Health Benefits Plan (b)												
15.9 Other Health (b)												
16. Workers' Compensation												
17.1 Other Liability - Occurrence	99,638	16,838		82,800		1,716	1,716		132	132	3,068	5,201
17.2 Other Liability - Claims-Made												
17.3 Excess Workers' Compensation												
18.1 Products Liability - Occurrence												
18.2 Products Liability - Claims-Made												
19.1 Private Passenger Auto No-Fault (Personal Injury Protection)	3,139,560	2,986,761		846,469	1,881,924	1,765,803	839,519	2,003	(4,427)	63,520	89	184,886
19.2 Other Private Passenger Auto Liability	30,876,424	28,649,636		8,731,047	12,154,313	14,239,822	11,982,595	184,188	360,550	882,072	467	1,822,565
19.3 Commercial Auto No-Fault (Personal Injury Protection)												
19.4 Other Commercial Auto Liability												
21.1 Private Passenger Auto Physical Damage	20,968,886	19,726,304		5,592,074	12,653,641	12,725,345	1,073,855	2,696	(19,474)	114,858	259	1,238,819
21.2 Commercial Auto Physical Damage												
22. Aircraft (all perils)												
23. Fidelity												
24. Surety												
26. Burglary and Theft												
27. Boiler and Machinery												
28. Credit												
29. International												
30. Warranty												
31. Reins nonproportional assumed property	XXX	XXX	XXX	XXX	XXX	XXX	XXX	XXX	XXX	XXX	XXX	XXX
32. Reins nonproportional assumed liability	XXX	XXX	XXX	XXX	XXX	XXX	XXX	XXX	XXX	XXX	XXX	XXX
33. Reins nonproportional assumed financial lines	XXX	XXX	XXX	XXX	XXX	XXX	XXX	XXX	XXX	XXX	XXX	XXX
34. Aggregate Write-Ins for Other Lines of Business												
35. Total (a)	55,324,939	51,420,994		15,451,366	26,694,310	28,747,233	13,907,800	188,887	337,223	1,061,023	12,657	3,264,082
DETAILS OF WRITE-INS												
3401.												
3402.												
3403.												
3498. Summary of remaining write-ins for Line 34 from overflow page												
3499. Totals (Lines 3401 through 3403 plus 3498)(Line 34 above)												

(a) Finance and service charges not included in Lines 1 to 35 \$ 702,045

(b) For health business on indicated lines report: Number of persons insured under PPO managed care products and number of persons insured under indemnity only products



ANNUAL STATEMENT FOR THE YEAR 2024 OF THE PROGRESSIVE ADVANCED INSURANCE COMPANY

EXHIBIT OF PREMIUMS AND LOSSES (Statutory Page 14)

NAIC Group Code 0155 BUSINESS IN THE STATE OF Idaho DURING THE YEAR 2024 NAIC Company Code 11851

Line of Business	Gross Premiums, Including Policy and Membership Fees, Less Return Premiums and Premiums on Policies not Taken		3	4	5	6	7	8	9	10	11	12
	1	2										
	Direct Premiums Written	Direct Premiums Earned	Dividends Paid or Credited to Policyholders on Direct Business	Direct Unearned Premium Reserves	Direct Losses Paid (deducting salvage)	Direct Losses Incurred	Direct Losses Unpaid	Direct Defense and Cost Containment Expense Paid	Direct Defense and Cost Containment Expense Incurred	Direct Defense and Cost Containment Expense Unpaid	Commissions and Brokerage Expenses	Taxes, Licenses and Fees
1. Fire												
2.1 Allied Lines												
2.2 Multiple Peril Crop												
2.3 Federal Flood												
2.4. Private Crop												
2.5 Private Flood												
3. Farmowners Multiple Peril												
4. Homeowners Multiple Peril												
5.1 Commercial Multiple Peril (Non-Liability Portion)												
5.2 Commercial Multiple Peril (Liability Portion)												
6. Mortgage Guaranty												
8. Ocean Marine												
9.1 Inland Marine												
9.2 Pet Insurance Plans												
10. Financial Guaranty												
11.1 Medical Professional Liability - Occurrence												
11.2 Medical Professional Liability - Claims-Made												
12. Earthquake												
13.1 Comprehensive (hospital and medical) ind (b)												
13.2 Comprehensive (hospital and medical) group (b)												
14. Credit A&H (Group and Individual)												
15.1 Vision Only (b).....												
15.2 Dental Only (b)												
15.3 Disability Income (b)												
15.4 Medicare Supplement (b)												
15.5 Medicaid Title XIX (b)												
15.6 Medicare Title XVIII (b).....												
15.7 Long-Term Care (b)												
15.8 Federal Employees Health Benefits Plan (b)												
15.9 Other Health (b)												
16. Workers' Compensation												
17.1 Other Liability - Occurrence												
17.2 Other Liability - Claims-Made												
17.3 Excess Workers' Compensation												
18.1 Products Liability - Occurrence												
18.2 Products Liability - Claims-Made												
19.1 Private Passenger Auto No-Fault (Personal Injury Protection)												
19.2 Other Private Passenger Auto Liability												4,750
19.3 Commercial Auto No-Fault (Personal Injury Protection)												
19.4 Other Commercial Auto Liability												
21.1 Private Passenger Auto Physical Damage												
21.2 Commercial Auto Physical Damage												
22. Aircraft (all perils)												
23. Fidelity												
24. Surety												
26. Burglary and Theft												
27. Boiler and Machinery												
28. Credit												
29. International												
30. Warranty												
31. Reins nonproportional assumed property	XXX	XXX	XXX	XXX	XXX	XXX	XXX	XXX	XXX	XXX	XXX	XXX
32. Reins nonproportional assumed liability	XXX	XXX	XXX	XXX	XXX	XXX	XXX	XXX	XXX	XXX	XXX	XXX
33. Reins nonproportional assumed financial lines	XXX	XXX	XXX	XXX	XXX	XXX	XXX	XXX	XXX	XXX	XXX	XXX
34. Aggregate Write-Ins for Other Lines of Business												
35. Total (a)												4,750
DETAILS OF WRITE-INS												
3401.												
3402.												
3403.												
3498. Summary of remaining write-ins for Line 34 from overflow page												
3499. Totals (Lines 3401 through 3403 plus 3498)(Line 34 above)												

(a) Finance and service charges not included in Lines 1 to 35 \$
(b) For health business on indicated lines report: Number of persons insured under PPO managed care products and number of persons insured under indemnity only products



ANNUAL STATEMENT FOR THE YEAR 2024 OF THE PROGRESSIVE ADVANCED INSURANCE COMPANY

EXHIBIT OF PREMIUMS AND LOSSES (Statutory Page 14)

NAIC Group Code 0155 BUSINESS IN THE STATE OF Illinois DURING THE YEAR 2024 NAIC Company Code 11851

Line of Business	Gross Premiums, Including Policy and Membership Fees, Less Return Premiums and Premiums on Policies not Taken		3	4	5	6	7	8	9	10	11	12
	1	2										
	Direct Premiums Written	Direct Premiums Earned	Dividends Paid or Credited to Policyholders on Direct Business	Direct Unearned Premium Reserves	Direct Losses Paid (deducting salvage)	Direct Losses Incurred	Direct Losses Unpaid	Direct Defense and Cost Containment Expense Paid	Direct Defense and Cost Containment Expense Incurred	Direct Defense and Cost Containment Expense Unpaid	Commissions and Brokerage Expenses	Taxes, Licenses and Fees
1. Fire												
2.1 Allied Lines												
2.2 Multiple Peril Crop												
2.3 Federal Flood												
2.4 Private Crop												
2.5 Private Flood												
3. Farmowners Multiple Peril												
4. Homeowners Multiple Peril												
5.1 Commercial Multiple Peril (Non-Liability Portion)												
5.2 Commercial Multiple Peril (Liability Portion)												
6. Mortgage Guaranty												
8. Ocean Marine												
9.1 Inland Marine												
9.2 Pet Insurance Plans												
10. Financial Guaranty												
11.1 Medical Professional Liability - Occurrence												
11.2 Medical Professional Liability - Claims-Made												
12. Earthquake												
13.1 Comprehensive (hospital and medical) ind (b)												
13.2 Comprehensive (hospital and medical) group (b)												
14. Credit A&H (Group and Individual)												
15.1 Vision Only (b).....												
15.2 Dental Only (b)												
15.3 Disability Income (b)												
15.4 Medicare Supplement (b)												
15.5 Medicaid Title XIX (b)												
15.6 Medicare Title XVIII (b).....												
15.7 Long-Term Care (b)												
15.8 Federal Employees Health Benefits Plan (b)												
15.9 Other Health (b)												
16. Workers' Compensation												
17.1 Other Liability - Occurrence												
17.2 Other Liability - Claims-Made												
17.3 Excess Workers' Compensation												
18.1 Products Liability - Occurrence												
18.2 Products Liability - Claims-Made												
19.1 Private Passenger Auto No-Fault (Personal Injury Protection)												
19.2 Other Private Passenger Auto Liability												4,438
19.3 Commercial Auto No-Fault (Personal Injury Protection)												
19.4 Other Commercial Auto Liability												
21.1 Private Passenger Auto Physical Damage												
21.2 Commercial Auto Physical Damage												
22. Aircraft (all perils)												
23. Fidelity												
24. Surety												
26. Burglary and Theft												
27. Boiler and Machinery												
28. Credit												
29. International												
30. Warranty												
31. Reins nonproportional assumed property	XXX	XXX	XXX	XXX	XXX	XXX	XXX	XXX	XXX	XXX	XXX	XXX
32. Reins nonproportional assumed liability	XXX	XXX	XXX	XXX	XXX	XXX	XXX	XXX	XXX	XXX	XXX	XXX
33. Reins nonproportional assumed financial lines	XXX	XXX	XXX	XXX	XXX	XXX	XXX	XXX	XXX	XXX	XXX	XXX
34. Aggregate Write-Ins for Other Lines of Business												
35. Total (a)												4,438
DETAILS OF WRITE-INS												
3401.												
3402.												
3403.												
3498. Summary of remaining write-ins for Line 34 from overflow page												
3499. Totals (Lines 3401 through 3403 plus 3498)(Line 34 above)												

(a) Finance and service charges not included in Lines 1 to 35 \$
(b) For health business on indicated lines report: Number of persons insured under PPO managed care products and number of persons insured under indemnity only products



ANNUAL STATEMENT FOR THE YEAR 2024 OF THE PROGRESSIVE ADVANCED INSURANCE COMPANY

EXHIBIT OF PREMIUMS AND LOSSES (Statutory Page 14)

NAIC Group Code 0155

BUSINESS IN THE STATE OF Indiana

DURING THE YEAR 2024

NAIC Company Code 11851

Line of Business	Gross Premiums, Including Policy and Membership Fees, Less Return Premiums and Premiums on Policies not Taken		3 Dividends Paid or Credited to Policyholders on Direct Business	4 Direct Unearned Premium Reserves	5 Direct Losses Paid (deducting salvage)	6 Direct Losses Incurred	7 Direct Losses Unpaid	8 Direct Defense and Cost Containment Expense Paid	9 Direct Defense and Cost Containment Expense Incurred	10 Direct Defense and Cost Containment Expense Unpaid	11 Commissions and Brokerage Expenses	12 Taxes, Licenses and Fees
	1 Direct Premiums Written	2 Direct Premiums Earned										
1. Fire												
2.1 Allied Lines												
2.2 Multiple Peril Crop												
2.3 Federal Flood												
2.4. Private Crop												
2.5 Private Flood												
3. Farmowners Multiple Peril												
4. Homeowners Multiple Peril												
5.1 Commercial Multiple Peril (Non-Liability Portion)												
5.2 Commercial Multiple Peril (Liability Portion)												
6. Mortgage Guaranty												
8. Ocean Marine												
9.1 Inland Marine												
9.2 Pet Insurance Plans												
10. Financial Guaranty												
11.1 Medical Professional Liability - Occurrence												
11.2 Medical Professional Liability - Claims-Made												
12. Earthquake												
13.1 Comprehensive (hospital and medical) ind (b)												
13.2 Comprehensive (hospital and medical) group (b)												
14. Credit A&H (Group and Individual)												
15.1 Vision Only (b).....												
15.2 Dental Only (b)												
15.3 Disability Income (b)												
15.4 Medicare Supplement (b)												
15.5 Medicaid Title XIX (b)												
15.6 Medicare Title XVIII (b).....												
15.7 Long-Term Care (b)												
15.8 Federal Employees Health Benefits Plan (b)												
15.9 Other Health (b)												
16. Workers' Compensation												
17.1 Other Liability - Occurrence												
17.2 Other Liability - Claims-Made												
17.3 Excess Workers' Compensation												
18.1 Products Liability - Occurrence												
18.2 Products Liability - Claims-Made												
19.1 Private Passenger Auto No-Fault (Personal Injury Protection)												
19.2 Other Private Passenger Auto Liability												1,535
19.3 Commercial Auto No-Fault (Personal Injury Protection)												
19.4 Other Commercial Auto Liability												
21.1 Private Passenger Auto Physical Damage												
21.2 Commercial Auto Physical Damage												
22. Aircraft (all perils)												
23. Fidelity												
24. Surety												
26. Burglary and Theft												
27. Boiler and Machinery												
28. Credit												
29. International												
30. Warranty												
31. Reins nonproportional assumed property	XXX	XXX	XXX	XXX	XXX	XXX	XXX	XXX	XXX	XXX	XXX	XXX
32. Reins nonproportional assumed liability	XXX	XXX	XXX	XXX	XXX	XXX	XXX	XXX	XXX	XXX	XXX	XXX
33. Reins nonproportional assumed financial lines	XXX	XXX	XXX	XXX	XXX	XXX	XXX	XXX	XXX	XXX	XXX	XXX
34. Aggregate Write-Ins for Other Lines of Business												
35. Total (a)												1,535
DETAILS OF WRITE-INS												
3401.												
3402.												
3403.												
3498. Summary of remaining write-ins for Line 34 from overflow page												
3499. Totals (Lines 3401 through 3403 plus 3498)(Line 34 above)												

(a) Finance and service charges not included in Lines 1 to 35 \$
(b) For health business on indicated lines report: Number of persons insured under PPO managed care products and number of persons insured under indemnity only products



ANNUAL STATEMENT FOR THE YEAR 2024 OF THE PROGRESSIVE ADVANCED INSURANCE COMPANY

EXHIBIT OF PREMIUMS AND LOSSES (Statutory Page 14)

NAIC Group Code 0155

BUSINESS IN THE STATE OF Iowa

DURING THE YEAR 2024

NAIC Company Code 11851

Line of Business	Gross Premiums, Including Policy and Membership Fees, Less Return Premiums and Premiums on Policies not Taken		3	4	5	6	7	8	9	10	11	12
	1	2										
	Direct Premiums Written	Direct Premiums Earned	Dividends Paid or Credited to Policyholders on Direct Business	Direct Unearned Premium Reserves	Direct Losses Paid (deducting salvage)	Direct Losses Incurred	Direct Losses Unpaid	Direct Defense and Cost Containment Expense Paid	Direct Defense and Cost Containment Expense Incurred	Direct Defense and Cost Containment Expense Unpaid	Commissions and Brokerage Expenses	Taxes, Licenses and Fees
1. Fire												
2.1 Allied Lines												
2.2 Multiple Peril Crop												
2.3 Federal Flood												
2.4. Private Crop												
2.5 Private Flood												
3. Farmowners Multiple Peril												
4. Homeowners Multiple Peril												
5.1 Commercial Multiple Peril (Non-Liability Portion)												
5.2 Commercial Multiple Peril (Liability Portion)												
6. Mortgage Guaranty												
8. Ocean Marine												
9.1 Inland Marine												
9.2 Pet Insurance Plans												
10. Financial Guaranty												
11.1 Medical Professional Liability - Occurrence												
11.2 Medical Professional Liability - Claims-Made												
12. Earthquake												
13.1 Comprehensive (hospital and medical) ind (b)												
13.2 Comprehensive (hospital and medical) group (b)												
14. Credit A&H (Group and Individual)												
15.1 Vision Only (b).....												
15.2 Dental Only (b)												
15.3 Disability Income (b)												
15.4 Medicare Supplement (b)												
15.5 Medicaid Title XIX (b)												
15.6 Medicare Title XVIII (b).....												
15.7 Long-Term Care (b)												
15.8 Federal Employees Health Benefits Plan (b)												
15.9 Other Health (b)												
16. Workers' Compensation												
17.1 Other Liability - Occurrence												
17.2 Other Liability - Claims-Made												
17.3 Excess Workers' Compensation												
18.1 Products Liability - Occurrence												
18.2 Products Liability - Claims-Made												
19.1 Private Passenger Auto No-Fault (Personal Injury Protection)												
19.2 Other Private Passenger Auto Liability												620
19.3 Commercial Auto No-Fault (Personal Injury Protection)												
19.4 Other Commercial Auto Liability												
21.1 Private Passenger Auto Physical Damage												
21.2 Commercial Auto Physical Damage												
22. Aircraft (all perils)												
23. Fidelity												
24. Surety												
26. Burglary and Theft												
27. Boiler and Machinery												
28. Credit												
29. International												
30. Warranty												
31. Reins nonproportional assumed property	XXX	XXX	XXX	XXX	XXX	XXX	XXX	XXX	XXX	XXX	XXX	XXX
32. Reins nonproportional assumed liability	XXX	XXX	XXX	XXX	XXX	XXX	XXX	XXX	XXX	XXX	XXX	XXX
33. Reins nonproportional assumed financial lines	XXX	XXX	XXX	XXX	XXX	XXX	XXX	XXX	XXX	XXX	XXX	XXX
34. Aggregate Write-Ins for Other Lines of Business												
35. Total (a)												620
DETAILS OF WRITE-INS												
3401.												
3402.												
3403.												
3498. Summary of remaining write-ins for Line 34 from overflow page												
3499. Totals (Lines 3401 through 3403 plus 3498)(Line 34 above)												

(a) Finance and service charges not included in Lines 1 to 35 \$
(b) For health business on indicated lines report: Number of persons insured under PPO managed care products and number of persons insured under indemnity only products



ANNUAL STATEMENT FOR THE YEAR 2024 OF THE PROGRESSIVE ADVANCED INSURANCE COMPANY

EXHIBIT OF PREMIUMS AND LOSSES (Statutory Page 14)

NAIC Group Code 0155 BUSINESS IN THE STATE OF Kansas DURING THE YEAR 2024 NAIC Company Code 11851

Line of Business	Gross Premiums, Including Policy and Membership Fees, Less Return Premiums and Premiums on Policies not Taken		3	4	5	6	7	8	9	10	11	12
	1	2										
	Direct Premiums Written	Direct Premiums Earned	Dividends Paid or Credited to Policyholders on Direct Business	Direct Unearned Premium Reserves	Direct Losses Paid (deducting salvage)	Direct Losses Incurred	Direct Losses Unpaid	Direct Defense and Cost Containment Expense Paid	Direct Defense and Cost Containment Expense Incurred	Direct Defense and Cost Containment Expense Unpaid	Commissions and Brokerage Expenses	Taxes, Licenses and Fees
1. Fire												
2.1 Allied Lines												
2.2 Multiple Peril Crop												
2.3 Federal Flood												
2.4. Private Crop												
2.5 Private Flood												
3. Farmowners Multiple Peril												
4. Homeowners Multiple Peril												
5.1 Commercial Multiple Peril (Non-Liability Portion)												
5.2 Commercial Multiple Peril (Liability Portion)												
6. Mortgage Guaranty												
8. Ocean Marine												
9.1 Inland Marine												
9.2 Pet Insurance Plans												
10. Financial Guaranty												
11.1 Medical Professional Liability - Occurrence												
11.2 Medical Professional Liability - Claims-Made												
12. Earthquake												
13.1 Comprehensive (hospital and medical) ind (b)												
13.2 Comprehensive (hospital and medical) group (b)												
14. Credit A&H (Group and Individual)												
15.1 Vision Only (b).....												
15.2 Dental Only (b)												
15.3 Disability Income (b)												
15.4 Medicare Supplement (b)												
15.5 Medicaid Title XIX (b)												
15.6 Medicare Title XVIII (b).....												
15.7 Long-Term Care (b)												
15.8 Federal Employees Health Benefits Plan (b)												
15.9 Other Health (b)												
16. Workers' Compensation												
17.1 Other Liability - Occurrence												
17.2 Other Liability - Claims-Made												
17.3 Excess Workers' Compensation												
18.1 Products Liability - Occurrence												
18.2 Products Liability - Claims-Made												
19.1 Private Passenger Auto No-Fault (Personal Injury Protection)												
19.2 Other Private Passenger Auto Liability												3,550
19.3 Commercial Auto No-Fault (Personal Injury Protection)												
19.4 Other Commercial Auto Liability												
21.1 Private Passenger Auto Physical Damage												
21.2 Commercial Auto Physical Damage												
22. Aircraft (all perils)												
23. Fidelity												
24. Surety												
26. Burglary and Theft												
27. Boiler and Machinery												
28. Credit												
29. International												
30. Warranty												
31. Reins nonproportional assumed property	XXX	XXX	XXX	XXX	XXX	XXX	XXX	XXX	XXX	XXX	XXX	XXX
32. Reins nonproportional assumed liability	XXX	XXX	XXX	XXX	XXX	XXX	XXX	XXX	XXX	XXX	XXX	XXX
33. Reins nonproportional assumed financial lines	XXX	XXX	XXX	XXX	XXX	XXX	XXX	XXX	XXX	XXX	XXX	XXX
34. Aggregate Write-Ins for Other Lines of Business												
35. Total (a)												3,550
DETAILS OF WRITE-INS												
3401.												
3402.												
3403.												
3498. Summary of remaining write-ins for Line 34 from overflow page												
3499. Totals (Lines 3401 through 3403 plus 3498)(Line 34 above)												

(a) Finance and service charges not included in Lines 1 to 35 \$
(b) For health business on indicated lines report: Number of persons insured under PPO managed care products and number of persons insured under indemnity only products



ANNUAL STATEMENT FOR THE YEAR 2024 OF THE PROGRESSIVE ADVANCED INSURANCE COMPANY

EXHIBIT OF PREMIUMS AND LOSSES (Statutory Page 14)

NAIC Group Code 0155 BUSINESS IN THE STATE OF Kentucky DURING THE YEAR 2024 NAIC Company Code 11851

Line of Business	Gross Premiums, Including Policy and Membership Fees, Less Return Premiums and Premiums on Policies not Taken		3	4	5	6	7	8	9	10	11	12
	1	2										
	Direct Premiums Written	Direct Premiums Earned	Dividends Paid or Credited to Policyholders on Direct Business	Direct Unearned Premium Reserves	Direct Losses Paid (deducting salvage)	Direct Losses Incurred	Direct Losses Unpaid	Direct Defense and Cost Containment Expense Paid	Direct Defense and Cost Containment Expense Incurred	Direct Defense and Cost Containment Expense Unpaid	Commissions and Brokerage Expenses	Taxes, Licenses and Fees
1. Fire												
2.1 Allied Lines												
2.2 Multiple Peril Crop												
2.3 Federal Flood												
2.4. Private Crop												
2.5 Private Flood												
3. Farmowners Multiple Peril												
4. Homeowners Multiple Peril												
5.1 Commercial Multiple Peril (Non-Liability Portion)												
5.2 Commercial Multiple Peril (Liability Portion)												
6. Mortgage Guaranty												
8. Ocean Marine												
9.1 Inland Marine												
9.2 Pet Insurance Plans												
10. Financial Guaranty												
11.1 Medical Professional Liability - Occurrence												
11.2 Medical Professional Liability - Claims-Made												
12. Earthquake												
13.1 Comprehensive (hospital and medical) ind (b)												
13.2 Comprehensive (hospital and medical) group (b)												
14. Credit A&H (Group and Individual)												
15.1 Vision Only (b).....												
15.2 Dental Only (b)												
15.3 Disability Income (b)												
15.4 Medicare Supplement (b)												
15.5 Medicaid Title XIX (b)												
15.6 Medicare Title XVIII (b).....												
15.7 Long-Term Care (b)												
15.8 Federal Employees Health Benefits Plan (b)												
15.9 Other Health (b)												
16. Workers' Compensation												
17.1 Other Liability - Occurrence												
17.2 Other Liability - Claims-Made												
17.3 Excess Workers' Compensation												
18.1 Products Liability - Occurrence												
18.2 Products Liability - Claims-Made												
19.1 Private Passenger Auto No-Fault (Personal Injury Protection)												
19.2 Other Private Passenger Auto Liability												706
19.3 Commercial Auto No-Fault (Personal Injury Protection)												
19.4 Other Commercial Auto Liability												
21.1 Private Passenger Auto Physical Damage												
21.2 Commercial Auto Physical Damage												
22. Aircraft (all perils)												
23. Fidelity												
24. Surety												
26. Burglary and Theft												
27. Boiler and Machinery												
28. Credit												
29. International												
30. Warranty												
31. Reins nonproportional assumed property	XXX	XXX	XXX	XXX	XXX	XXX	XXX	XXX	XXX	XXX	XXX	XXX
32. Reins nonproportional assumed liability	XXX	XXX	XXX	XXX	XXX	XXX	XXX	XXX	XXX	XXX	XXX	XXX
33. Reins nonproportional assumed financial lines	XXX	XXX	XXX	XXX	XXX	XXX	XXX	XXX	XXX	XXX	XXX	XXX
34. Aggregate Write-Ins for Other Lines of Business												
35. Total (a)												706
DETAILS OF WRITE-INS												
3401.												
3402.												
3403.												
3498. Summary of remaining write-ins for Line 34 from overflow page												
3499. Totals (Lines 3401 through 3403 plus 3498)(Line 34 above)												

(a) Finance and service charges not included in Lines 1 to 35 \$
(b) For health business on indicated lines report: Number of persons insured under PPO managed care products and number of persons insured under indemnity only products



ANNUAL STATEMENT FOR THE YEAR 2024 OF THE PROGRESSIVE ADVANCED INSURANCE COMPANY

EXHIBIT OF PREMIUMS AND LOSSES (Statutory Page 14)

NAIC Group Code 0155 BUSINESS IN THE STATE OF Louisiana DURING THE YEAR 2024 NAIC Company Code 11851

Line of Business	Gross Premiums, Including Policy and Membership Fees, Less Return Premiums and Premiums on Policies not Taken		3 Dividends Paid or Credited to Policyholders on Direct Business	4 Direct Unearned Premium Reserves	5 Direct Losses Paid (deducting salvage)	6 Direct Losses Incurred	7 Direct Losses Unpaid	8 Direct Defense and Cost Containment Expense Paid	9 Direct Defense and Cost Containment Expense Incurred	10 Direct Defense and Cost Containment Expense Unpaid	11 Commissions and Brokerage Expenses	12 Taxes, Licenses and Fees
	1 Direct Premiums Written	2 Direct Premiums Earned										
1. Fire												
2.1 Allied Lines												
2.2 Multiple Peril Crop												
2.3 Federal Flood												
2.4. Private Crop												
2.5 Private Flood												
3. Farmowners Multiple Peril												
4. Homeowners Multiple Peril												
5.1 Commercial Multiple Peril (Non-Liability Portion)												
5.2 Commercial Multiple Peril (Liability Portion)												
6. Mortgage Guaranty												
8. Ocean Marine												
9.1 Inland Marine												
9.2 Pet Insurance Plans												
10. Financial Guaranty												
11.1 Medical Professional Liability - Occurrence												
11.2 Medical Professional Liability - Claims-Made												
12. Earthquake												
13.1 Comprehensive (hospital and medical) ind (b)												
13.2 Comprehensive (hospital and medical) group (b)												
14. Credit A&H (Group and Individual)												
15.1 Vision Only (b).....												
15.2 Dental Only (b)												
15.3 Disability Income (b)												
15.4 Medicare Supplement (b)												
15.5 Medicaid Title XIX (b)												
15.6 Medicare Title XVIII (b).....												
15.7 Long-Term Care (b)												
15.8 Federal Employees Health Benefits Plan (b)												
15.9 Other Health (b)												
16. Workers' Compensation												
17.1 Other Liability - Occurrence												
17.2 Other Liability - Claims-Made												
17.3 Excess Workers' Compensation												
18.1 Products Liability - Occurrence												
18.2 Products Liability - Claims-Made												
19.1 Private Passenger Auto No-Fault (Personal Injury Protection)												
19.2 Other Private Passenger Auto Liability												4,191
19.3 Commercial Auto No-Fault (Personal Injury Protection)												
19.4 Other Commercial Auto Liability												
21.1 Private Passenger Auto Physical Damage												
21.2 Commercial Auto Physical Damage												
22. Aircraft (all perils)												
23. Fidelity												
24. Surety												
26. Burglary and Theft												
27. Boiler and Machinery												
28. Credit												
29. International												
30. Warranty												
31. Reins nonproportional assumed property	XXX	XXX	XXX	XXX	XXX	XXX	XXX	XXX	XXX	XXX	XXX	XXX
32. Reins nonproportional assumed liability	XXX	XXX	XXX	XXX	XXX	XXX	XXX	XXX	XXX	XXX	XXX	XXX
33. Reins nonproportional assumed financial lines	XXX	XXX	XXX	XXX	XXX	XXX	XXX	XXX	XXX	XXX	XXX	XXX
34. Aggregate Write-Ins for Other Lines of Business												
35. Total (a)												4,191
DETAILS OF WRITE-INS												
3401.												
3402.												
3403.												
3498. Summary of remaining write-ins for Line 34 from overflow page												
3499. Totals (Lines 3401 through 3403 plus 3498)(Line 34 above)												

(a) Finance and service charges not included in Lines 1 to 35 \$
(b) For health business on indicated lines report: Number of persons insured under PPO managed care products and number of persons insured under indemnity only products



ANNUAL STATEMENT FOR THE YEAR 2024 OF THE PROGRESSIVE ADVANCED INSURANCE COMPANY

EXHIBIT OF PREMIUMS AND LOSSES (Statutory Page 14)

NAIC Group Code 0155

BUSINESS IN THE STATE OF Maine

DURING THE YEAR 2024

NAIC Company Code 11851

Line of Business	Gross Premiums, Including Policy and Membership Fees, Less Return Premiums and Premiums on Policies not Taken		3	4	5	6	7	8	9	10	11	12
	1	2										
	Direct Premiums Written	Direct Premiums Earned	Dividends Paid or Credited to Policyholders on Direct Business	Direct Unearned Premium Reserves	Direct Losses Paid (deducting salvage)	Direct Losses Incurred	Direct Losses Unpaid	Direct Defense and Cost Containment Expense Paid	Direct Defense and Cost Containment Expense Incurred	Direct Defense and Cost Containment Expense Unpaid	Commissions and Brokerage Expenses	Taxes, Licenses and Fees
1. Fire												
2.1 Allied Lines												
2.2 Multiple Peril Crop												
2.3 Federal Flood												
2.4. Private Crop												
2.5 Private Flood												
3. Farmowners Multiple Peril												
4. Homeowners Multiple Peril												
5.1 Commercial Multiple Peril (Non-Liability Portion)												
5.2 Commercial Multiple Peril (Liability Portion)												
6. Mortgage Guaranty												
8. Ocean Marine												
9.1 Inland Marine												
9.2 Pet Insurance Plans												
10. Financial Guaranty												
11.1 Medical Professional Liability - Occurrence												
11.2 Medical Professional Liability - Claims-Made												
12. Earthquake												
13.1 Comprehensive (hospital and medical) ind (b)												
13.2 Comprehensive (hospital and medical) group (b)												
14. Credit A&H (Group and Individual)												
15.1 Vision Only (b).....												
15.2 Dental Only (b)												
15.3 Disability Income (b)												
15.4 Medicare Supplement (b)												
15.5 Medicaid Title XIX (b)												
15.6 Medicare Title XVIII (b).....												
15.7 Long-Term Care (b)												
15.8 Federal Employees Health Benefits Plan (b)												
15.9 Other Health (b)												
16. Workers' Compensation												
17.1 Other Liability - Occurrence												
17.2 Other Liability - Claims-Made												
17.3 Excess Workers' Compensation												
18.1 Products Liability - Occurrence												
18.2 Products Liability - Claims-Made												
19.1 Private Passenger Auto No-Fault (Personal Injury Protection)												
19.2 Other Private Passenger Auto Liability												350
19.3 Commercial Auto No-Fault (Personal Injury Protection)												
19.4 Other Commercial Auto Liability												
21.1 Private Passenger Auto Physical Damage												
21.2 Commercial Auto Physical Damage												
22. Aircraft (all perils)												
23. Fidelity												
24. Surety												
26. Burglary and Theft												
27. Boiler and Machinery												
28. Credit												
29. International												
30. Warranty												
31. Reins nonproportional assumed property	XXX	XXX	XXX	XXX	XXX	XXX	XXX	XXX	XXX	XXX	XXX	XXX
32. Reins nonproportional assumed liability	XXX	XXX	XXX	XXX	XXX	XXX	XXX	XXX	XXX	XXX	XXX	XXX
33. Reins nonproportional assumed financial lines	XXX	XXX	XXX	XXX	XXX	XXX	XXX	XXX	XXX	XXX	XXX	XXX
34. Aggregate Write-Ins for Other Lines of Business												
35. Total (a)												350
DETAILS OF WRITE-INS												
3401.												
3402.												
3403.												
3498. Summary of remaining write-ins for Line 34 from overflow page												
3499. Totals (Lines 3401 through 3403 plus 3498)(Line 34 above)												

(a) Finance and service charges not included in Lines 1 to 35 \$
(b) For health business on indicated lines report: Number of persons insured under PPO managed care products and number of persons insured under indemnity only products



ANNUAL STATEMENT FOR THE YEAR 2024 OF THE PROGRESSIVE ADVANCED INSURANCE COMPANY

EXHIBIT OF PREMIUMS AND LOSSES (Statutory Page 14)

NAIC Group Code 0155 BUSINESS IN THE STATE OF Maryland DURING THE YEAR 2024 NAIC Company Code 11851

Line of Business	Gross Premiums, Including Policy and Membership Fees, Less Return Premiums and Premiums on Policies not Taken		3 Dividends Paid or Credited to Policyholders on Direct Business	4 Direct Unearned Premium Reserves	5 Direct Losses Paid (deducting salvage)	6 Direct Losses Incurred	7 Direct Losses Unpaid	8 Direct Defense and Cost Containment Expense Paid	9 Direct Defense and Cost Containment Expense Incurred	10 Direct Defense and Cost Containment Expense Unpaid	11 Commissions and Brokerage Expenses	12 Taxes, Licenses and Fees
	1 Direct Premiums Written	2 Direct Premiums Earned										
1. Fire												
2.1 Allied Lines												
2.2 Multiple Peril Crop												
2.3 Federal Flood												
2.4. Private Crop												
2.5 Private Flood												
3. Farmowners Multiple Peril												
4. Homeowners Multiple Peril												
5.1 Commercial Multiple Peril (Non-Liability Portion)												
5.2 Commercial Multiple Peril (Liability Portion)												
6. Mortgage Guaranty												
8. Ocean Marine												
9.1 Inland Marine	314,410	314,506		143,905	7,829	9,089	14,023		(8)	923	15,200	40,366
9.2 Pet Insurance Plans												
10. Financial Guaranty												
11.1 Medical Professional Liability - Occurrence												
11.2 Medical Professional Liability - Claims-Made												
12. Earthquake												
13.1 Comprehensive (hospital and medical) ind (b)												
13.2 Comprehensive (hospital and medical) group (b)												
14. Credit A&H (Group and Individual)												
15.1 Vision Only (b).....												
15.2 Dental Only (b)												
15.3 Disability Income (b)												
15.4 Medicare Supplement (b)												
15.5 Medicaid Title XIX (b)												
15.6 Medicare Title XVIII (b).....												
15.7 Long-Term Care (b)												
15.8 Federal Employees Health Benefits Plan (b)												
15.9 Other Health (b)												
16. Workers' Compensation												
17.1 Other Liability - Occurrence	82,244	82,568		37,550	7,383	7,731	7,216		(40)	881	3,949	10,522
17.2 Other Liability - Claims-Made												
17.3 Excess Workers' Compensation												
18.1 Products Liability - Occurrence												
18.2 Products Liability - Claims-Made												
19.1 Private Passenger Auto No-Fault (Personal Injury Protection)	867	926		387	(309)	(295)	1,586		45	1,154	21	107
19.2 Other Private Passenger Auto Liability	467,626	484,485		208,041	178,857	(34,652)	204,212	12,928	(253)	18,066	12,382	59,075
19.3 Commercial Auto No-Fault (Personal Injury Protection)												
19.4 Other Commercial Auto Liability												
21.1 Private Passenger Auto Physical Damage	613,496	613,981		269,893	229,336	230,350	(10,083)	425	398	743	15,790	77,438
21.2 Commercial Auto Physical Damage												
22. Aircraft (all perils)												
23. Fidelity												
24. Surety												
26. Burglary and Theft												
27. Boiler and Machinery												
28. Credit												
29. International												
30. Warranty												
31. Reins nonproportional assumed property	XXX	XXX	XXX	XXX	XXX	XXX	XXX	XXX	XXX	XXX	XXX	XXX
32. Reins nonproportional assumed liability	XXX	XXX	XXX	XXX	XXX	XXX	XXX	XXX	XXX	XXX	XXX	XXX
33. Reins nonproportional assumed financial lines	XXX	XXX	XXX	XXX	XXX	XXX	XXX	XXX	XXX	XXX	XXX	XXX
34. Aggregate Write-Ins for Other Lines of Business												
35. Total (a)	1,478,643	1,496,466		659,776	423,095	212,222	216,953	13,353	142	21,768	47,342	187,507
DETAILS OF WRITE-INS												
3401.												
3402.												
3403.												
3498. Summary of remaining write-ins for Line 34 from overflow page												
3499. Totals (Lines 3401 through 3403 plus 3498)(Line 34 above)												

(a) Finance and service charges not included in Lines 1 to 35 \$ 12,815
(b) For health business on indicated lines report: Number of persons insured under PPO managed care products and number of persons insured under indemnity only products



ANNUAL STATEMENT FOR THE YEAR 2024 OF THE PROGRESSIVE ADVANCED INSURANCE COMPANY

EXHIBIT OF PREMIUMS AND LOSSES (Statutory Page 14)

NAIC Group Code 0155 BUSINESS IN THE STATE OF Mississippi DURING THE YEAR 2024 NAIC Company Code 11851

Line of Business	Gross Premiums, Including Policy and Membership Fees, Less Return Premiums and Premiums on Policies not Taken		3	4	5	6	7	8	9	10	11	12
	1	2										
	Direct Premiums Written	Direct Premiums Earned	Dividends Paid or Credited to Policyholders on Direct Business	Direct Unearned Premium Reserves	Direct Losses Paid (deducting salvage)	Direct Losses Incurred	Direct Losses Unpaid	Direct Defense and Cost Containment Expense Paid	Direct Defense and Cost Containment Expense Incurred	Direct Defense and Cost Containment Expense Unpaid	Commissions and Brokerage Expenses	Taxes, Licenses and Fees
1. Fire												
2.1 Allied Lines												
2.2 Multiple Peril Crop												
2.3 Federal Flood												
2.4. Private Crop												
2.5 Private Flood												
3. Farmowners Multiple Peril												
4. Homeowners Multiple Peril												
5.1 Commercial Multiple Peril (Non-Liability Portion)												
5.2 Commercial Multiple Peril (Liability Portion)												
6. Mortgage Guaranty												
8. Ocean Marine												
9.1 Inland Marine												
9.2 Pet Insurance Plans												
10. Financial Guaranty												
11.1 Medical Professional Liability - Occurrence												
11.2 Medical Professional Liability - Claims-Made												
12. Earthquake												
13.1 Comprehensive (hospital and medical) ind (b)												
13.2 Comprehensive (hospital and medical) group (b)												
14. Credit A&H (Group and Individual)												
15.1 Vision Only (b).....												
15.2 Dental Only (b)												
15.3 Disability Income (b)												
15.4 Medicare Supplement (b)												
15.5 Medicaid Title XIX (b)												
15.6 Medicare Title XVIII (b).....												
15.7 Long-Term Care (b)												
15.8 Federal Employees Health Benefits Plan (b)												
15.9 Other Health (b)												
16. Workers' Compensation												
17.1 Other Liability - Occurrence												
17.2 Other Liability - Claims-Made												
17.3 Excess Workers' Compensation												
18.1 Products Liability - Occurrence												
18.2 Products Liability - Claims-Made												
19.1 Private Passenger Auto No-Fault (Personal Injury Protection)												
19.2 Other Private Passenger Auto Liability												2,290
19.3 Commercial Auto No-Fault (Personal Injury Protection)												
19.4 Other Commercial Auto Liability												
21.1 Private Passenger Auto Physical Damage												
21.2 Commercial Auto Physical Damage												
22. Aircraft (all perils)												
23. Fidelity												
24. Surety												
26. Burglary and Theft												
27. Boiler and Machinery												
28. Credit												
29. International												
30. Warranty												
31. Reins nonproportional assumed property	XXX	XXX	XXX	XXX	XXX	XXX	XXX	XXX	XXX	XXX	XXX	XXX
32. Reins nonproportional assumed liability	XXX	XXX	XXX	XXX	XXX	XXX	XXX	XXX	XXX	XXX	XXX	XXX
33. Reins nonproportional assumed financial lines	XXX	XXX	XXX	XXX	XXX	XXX	XXX	XXX	XXX	XXX	XXX	XXX
34. Aggregate Write-Ins for Other Lines of Business												
35. Total (a)												2,290
DETAILS OF WRITE-INS												
3401.												
3402.												
3403.												
3498. Summary of remaining write-ins for Line 34 from overflow page												
3499. Totals (Lines 3401 through 3403 plus 3498)(Line 34 above)												

(a) Finance and service charges not included in Lines 1 to 35 \$ and number of persons insured under indemnity only products

(b) For health business on indicated lines report: Number of persons insured under PPO managed care products and number of persons insured under indemnity only products



ANNUAL STATEMENT FOR THE YEAR 2024 OF THE PROGRESSIVE ADVANCED INSURANCE COMPANY

EXHIBIT OF PREMIUMS AND LOSSES (Statutory Page 14)

NAIC Group Code 0155 BUSINESS IN THE STATE OF Missouri DURING THE YEAR 2024 NAIC Company Code 11851

Line of Business	Gross Premiums, Including Policy and Membership Fees, Less Return Premiums and Premiums on Policies not Taken		3	4	5	6	7	8	9	10	11	12
	1	2										
	Direct Premiums Written	Direct Premiums Earned	Dividends Paid or Credited to Policyholders on Direct Business	Direct Unearned Premium Reserves	Direct Losses Paid (deducting salvage)	Direct Losses Incurred	Direct Losses Unpaid	Direct Defense and Cost Containment Expense Paid	Direct Defense and Cost Containment Expense Incurred	Direct Defense and Cost Containment Expense Unpaid	Commissions and Brokerage Expenses	Taxes, Licenses and Fees
1. Fire												
2.1 Allied Lines												
2.2 Multiple Peril Crop												
2.3 Federal Flood												
2.4 Private Crop												
2.5 Private Flood												
3. Farmowners Multiple Peril												
4. Homeowners Multiple Peril												
5.1 Commercial Multiple Peril (Non-Liability Portion)												
5.2 Commercial Multiple Peril (Liability Portion)												
6. Mortgage Guaranty												
8. Ocean Marine												
9.1 Inland Marine	2,629,541	2,422,088		1,195,513	1,588,305	1,594,593	64,848	4,636	5,077	4,640	69,441	55,188
9.2 Pet Insurance Plans												
10. Financial Guaranty												
11.1 Medical Professional Liability - Occurrence												
11.2 Medical Professional Liability - Claims-Made												
12. Earthquake												
13.1 Comprehensive (hospital and medical) ind (b)												
13.2 Comprehensive (hospital and medical) group (b)												
14. Credit A&H (Group and Individual)												
15.1 Vision Only (b).....												
15.2 Dental Only (b)												
15.3 Disability Income (b)												
15.4 Medicare Supplement (b)												
15.5 Medicaid Title XIX (b)												
15.6 Medicare Title XVIII (b).....												
15.7 Long-Term Care (b)												
15.8 Federal Employees Health Benefits Plan (b)												
15.9 Other Health (b)												
16. Workers' Compensation												
17.1 Other Liability - Occurrence	629,671	590,446		293,004	29,885	66,345	168,877		16,710	33,220	17,664	13,207
17.2 Other Liability - Claims-Made												
17.3 Excess Workers' Compensation												
18.1 Products Liability - Occurrence												
18.2 Products Liability - Claims-Made												
19.1 Private Passenger Auto No-Fault (Personal Injury Protection)					316,950	293,655	369,946	6,002	(6,284)	101,263		
19.2 Other Private Passenger Auto Liability	344,514,436	324,305,581		92,167,892	151,264,070	188,697,242	154,444,796	1,844,428	4,091,587	9,129,336	99,217	7,949,766
19.3 Commercial Auto No-Fault (Personal Injury Protection)												
19.4 Other Commercial Auto Liability												
21.1 Private Passenger Auto Physical Damage	273,462,732	258,417,235		74,477,384	187,641,987	191,586,287	9,120,485	166,798	322,031	810,521	256,225	5,752,471
21.2 Commercial Auto Physical Damage												
22. Aircraft (all perils)												
23. Fidelity												
24. Surety												
26. Burglary and Theft												
27. Boiler and Machinery												
28. Credit												
29. International												
30. Warranty	41,839	22,709		19,129		2,808	2,808		46	46		844
31. Reins nonproportional assumed property	XXX	XXX	XXX	XXX	XXX	XXX	XXX	XXX	XXX	XXX	XXX	XXX
32. Reins nonproportional assumed liability	XXX	XXX	XXX	XXX	XXX	XXX	XXX	XXX	XXX	XXX	XXX	XXX
33. Reins nonproportional assumed financial lines	XXX	XXX	XXX	XXX	XXX	XXX	XXX	XXX	XXX	XXX	XXX	XXX
34. Aggregate Write-Ins for Other Lines of Business												
35. Total (a)	621,278,219	585,758,059		168,152,923	340,841,197	382,240,929	164,171,760	2,021,864	4,429,168	10,079,025	442,548	13,771,476
DETAILS OF WRITE-INS												
3401.												
3402.												
3403.												
3498. Summary of remaining write-ins for Line 34 from overflow page												
3499. Totals (Lines 3401 through 3403 plus 3498)(Line 34 above)												

(a) Finance and service charges not included in Lines 1 to 35 \$ 10,409,659
(b) For health business on indicated lines report: Number of persons insured under PPO managed care products and number of persons insured under indemnity only products



ANNUAL STATEMENT FOR THE YEAR 2024 OF THE PROGRESSIVE ADVANCED INSURANCE COMPANY

EXHIBIT OF PREMIUMS AND LOSSES (Statutory Page 14)

NAIC Group Code 0155 BUSINESS IN THE STATE OF Montana DURING THE YEAR 2024 NAIC Company Code 11851

Line of Business	Gross Premiums, Including Policy and Membership Fees, Less Return Premiums and Premiums on Policies not Taken		3	4	5	6	7	8	9	10	11	12
	1	2										
	Direct Premiums Written	Direct Premiums Earned	Dividends Paid or Credited to Policyholders on Direct Business	Direct Unearned Premium Reserves	Direct Losses Paid (deducting salvage)	Direct Losses Incurred	Direct Losses Unpaid	Direct Defense and Cost Containment Expense Paid	Direct Defense and Cost Containment Expense Incurred	Direct Defense and Cost Containment Expense Unpaid	Commissions and Brokerage Expenses	Taxes, Licenses and Fees
1. Fire												
2.1 Allied Lines												
2.2 Multiple Peril Crop												
2.3 Federal Flood												
2.4. Private Crop												
2.5 Private Flood												
3. Farmowners Multiple Peril												
4. Homeowners Multiple Peril												
5.1 Commercial Multiple Peril (Non-Liability Portion)												
5.2 Commercial Multiple Peril (Liability Portion)												
6. Mortgage Guaranty												
8. Ocean Marine												
9.1 Inland Marine												
9.2 Pet Insurance Plans												
10. Financial Guaranty												
11.1 Medical Professional Liability - Occurrence												
11.2 Medical Professional Liability - Claims-Made												
12. Earthquake												
13.1 Comprehensive (hospital and medical) ind (b)												
13.2 Comprehensive (hospital and medical) group (b)												
14. Credit A&H (Group and Individual)												
15.1 Vision Only (b).....												
15.2 Dental Only (b)												
15.3 Disability Income (b)												
15.4 Medicare Supplement (b)												
15.5 Medicaid Title XIX (b)												
15.6 Medicare Title XVIII (b).....												
15.7 Long-Term Care (b)												
15.8 Federal Employees Health Benefits Plan (b)												
15.9 Other Health (b)												
16. Workers' Compensation												
17.1 Other Liability - Occurrence												
17.2 Other Liability - Claims-Made												
17.3 Excess Workers' Compensation												
18.1 Products Liability - Occurrence												
18.2 Products Liability - Claims-Made												
19.1 Private Passenger Auto No-Fault (Personal Injury Protection)												
19.2 Other Private Passenger Auto Liability												1,930
19.3 Commercial Auto No-Fault (Personal Injury Protection)												
19.4 Other Commercial Auto Liability												
21.1 Private Passenger Auto Physical Damage												
21.2 Commercial Auto Physical Damage												
22. Aircraft (all perils)												
23. Fidelity												
24. Surety												
26. Burglary and Theft												
27. Boiler and Machinery												
28. Credit												
29. International												
30. Warranty												
31. Reins nonproportional assumed property	XXX	XXX	XXX	XXX	XXX	XXX	XXX	XXX	XXX	XXX	XXX	XXX
32. Reins nonproportional assumed liability	XXX	XXX	XXX	XXX	XXX	XXX	XXX	XXX	XXX	XXX	XXX	XXX
33. Reins nonproportional assumed financial lines	XXX	XXX	XXX	XXX	XXX	XXX	XXX	XXX	XXX	XXX	XXX	XXX
34. Aggregate Write-Ins for Other Lines of Business												
35. Total (a)												1,930
DETAILS OF WRITE-INS												
3401.												
3402.												
3403.												
3498. Summary of remaining write-ins for Line 34 from overflow page												
3499. Totals (Lines 3401 through 3403 plus 3498)(Line 34 above)												

(a) Finance and service charges not included in Lines 1 to 35 \$
(b) For health business on indicated lines report: Number of persons insured under PPO managed care products and number of persons insured under indemnity only products



ANNUAL STATEMENT FOR THE YEAR 2024 OF THE PROGRESSIVE ADVANCED INSURANCE COMPANY

EXHIBIT OF PREMIUMS AND LOSSES (Statutory Page 14)

NAIC Group Code 0155 BUSINESS IN THE STATE OF Nebraska DURING THE YEAR 2024 NAIC Company Code 11851

Line of Business	Gross Premiums, Including Policy and Membership Fees, Less Return Premiums and Premiums on Policies not Taken		3	4	5	6	7	8	9	10	11	12
	1	2										
	Direct Premiums Written	Direct Premiums Earned	Dividends Paid or Credited to Policyholders on Direct Business	Direct Unearned Premium Reserves	Direct Losses Paid (deducting salvage)	Direct Losses Incurred	Direct Losses Unpaid	Direct Defense and Cost Containment Expense Paid	Direct Defense and Cost Containment Expense Incurred	Direct Defense and Cost Containment Expense Unpaid	Commissions and Brokerage Expenses	Taxes, Licenses and Fees
1. Fire												
2.1 Allied Lines												
2.2 Multiple Peril Crop												
2.3 Federal Flood												
2.4. Private Crop												
2.5 Private Flood												
3. Farmowners Multiple Peril												
4. Homeowners Multiple Peril												
5.1 Commercial Multiple Peril (Non-Liability Portion)												
5.2 Commercial Multiple Peril (Liability Portion)												
6. Mortgage Guaranty												
8. Ocean Marine												
9.1 Inland Marine												
9.2 Pet Insurance Plans												
10. Financial Guaranty												
11.1 Medical Professional Liability - Occurrence												
11.2 Medical Professional Liability - Claims-Made												
12. Earthquake												
13.1 Comprehensive (hospital and medical) ind (b)												
13.2 Comprehensive (hospital and medical) group (b)												
14. Credit A&H (Group and Individual)												
15.1 Vision Only (b).....												
15.2 Dental Only (b)												
15.3 Disability Income (b)												
15.4 Medicare Supplement (b)												
15.5 Medicaid Title XIX (b)												
15.6 Medicare Title XVIII (b).....												
15.7 Long-Term Care (b)												
15.8 Federal Employees Health Benefits Plan (b)												
15.9 Other Health (b)												
16. Workers' Compensation												
17.1 Other Liability - Occurrence												
17.2 Other Liability - Claims-Made												
17.3 Excess Workers' Compensation												
18.1 Products Liability - Occurrence												
18.2 Products Liability - Claims-Made												
19.1 Private Passenger Auto No-Fault (Personal Injury Protection)												
19.2 Other Private Passenger Auto Liability												575
19.3 Commercial Auto No-Fault (Personal Injury Protection)												
19.4 Other Commercial Auto Liability												
21.1 Private Passenger Auto Physical Damage												
21.2 Commercial Auto Physical Damage												
22. Aircraft (all perils)												
23. Fidelity												
24. Surety												
26. Burglary and Theft												
27. Boiler and Machinery												
28. Credit												
29. International												
30. Warranty												
31. Reins nonproportional assumed property	XXX	XXX	XXX	XXX	XXX	XXX	XXX	XXX	XXX	XXX	XXX	XXX
32. Reins nonproportional assumed liability	XXX	XXX	XXX	XXX	XXX	XXX	XXX	XXX	XXX	XXX	XXX	XXX
33. Reins nonproportional assumed financial lines	XXX	XXX	XXX	XXX	XXX	XXX	XXX	XXX	XXX	XXX	XXX	XXX
34. Aggregate Write-Ins for Other Lines of Business												
35. Total (a)												575
DETAILS OF WRITE-INS												
3401.												
3402.												
3403.												
3498. Summary of remaining write-ins for Line 34 from overflow page												
3499. Totals (Lines 3401 through 3403 plus 3498)(Line 34 above)												

(a) Finance and service charges not included in Lines 1 to 35 \$ and number of persons insured under indemnity only products

(b) For health business on indicated lines report: Number of persons insured under PPO managed care products and number of persons insured under indemnity only products



ANNUAL STATEMENT FOR THE YEAR 2024 OF THE PROGRESSIVE ADVANCED INSURANCE COMPANY

EXHIBIT OF PREMIUMS AND LOSSES (Statutory Page 14)

NAIC Group Code 0155 BUSINESS IN THE STATE OF Nevada DURING THE YEAR 2024 NAIC Company Code 11851

Line of Business	Gross Premiums, Including Policy and Membership Fees, Less Return Premiums and Premiums on Policies not Taken		3	4	5	6	7	8	9	10	11	12
	1	2										
	Direct Premiums Written	Direct Premiums Earned	Dividends Paid or Credited to Policyholders on Direct Business	Direct Unearned Premium Reserves	Direct Losses Paid (deducting salvage)	Direct Losses Incurred	Direct Losses Unpaid	Direct Defense and Cost Containment Expense Paid	Direct Defense and Cost Containment Expense Incurred	Direct Defense and Cost Containment Expense Unpaid	Commissions and Brokerage Expenses	Taxes, Licenses and Fees
1. Fire												
2.1 Allied Lines												
2.2 Multiple Peril Crop												
2.3 Federal Flood												
2.4. Private Crop												
2.5 Private Flood												
3. Farmowners Multiple Peril												
4. Homeowners Multiple Peril												
5.1 Commercial Multiple Peril (Non-Liability Portion)												
5.2 Commercial Multiple Peril (Liability Portion)												
6. Mortgage Guaranty												
8. Ocean Marine												
9.1 Inland Marine												
9.2 Pet Insurance Plans												
10. Financial Guaranty												
11.1 Medical Professional Liability - Occurrence												
11.2 Medical Professional Liability - Claims-Made												
12. Earthquake												
13.1 Comprehensive (hospital and medical) ind (b)												
13.2 Comprehensive (hospital and medical) group (b)												
14. Credit A&H (Group and Individual)												
15.1 Vision Only (b).....												
15.2 Dental Only (b)												
15.3 Disability Income (b)												
15.4 Medicare Supplement (b)												
15.5 Medicaid Title XIX (b)												
15.6 Medicare Title XVIII (b).....												
15.7 Long-Term Care (b)												
15.8 Federal Employees Health Benefits Plan (b)												
15.9 Other Health (b)												
16. Workers' Compensation												
17.1 Other Liability - Occurrence												
17.2 Other Liability - Claims-Made												
17.3 Excess Workers' Compensation												
18.1 Products Liability - Occurrence												
18.2 Products Liability - Claims-Made												
19.1 Private Passenger Auto No-Fault (Personal Injury Protection)												
19.2 Other Private Passenger Auto Liability												5,050
19.3 Commercial Auto No-Fault (Personal Injury Protection)												
19.4 Other Commercial Auto Liability												
21.1 Private Passenger Auto Physical Damage												
21.2 Commercial Auto Physical Damage												
22. Aircraft (all perils)												
23. Fidelity												
24. Surety												
26. Burglary and Theft												
27. Boiler and Machinery												
28. Credit												
29. International												
30. Warranty												
31. Reins nonproportional assumed property	XXX	XXX	XXX	XXX	XXX	XXX	XXX	XXX	XXX	XXX	XXX	XXX
32. Reins nonproportional assumed liability	XXX	XXX	XXX	XXX	XXX	XXX	XXX	XXX	XXX	XXX	XXX	XXX
33. Reins nonproportional assumed financial lines	XXX	XXX	XXX	XXX	XXX	XXX	XXX	XXX	XXX	XXX	XXX	XXX
34. Aggregate Write-Ins for Other Lines of Business												
35. Total (a)												5,050
DETAILS OF WRITE-INS												
3401.												
3402.												
3403.												
3498. Summary of remaining write-ins for Line 34 from overflow page												
3499. Totals (Lines 3401 through 3403 plus 3498)(Line 34 above)												

(a) Finance and service charges not included in Lines 1 to 35 \$ and number of persons insured under indemnity only products

(b) For health business on indicated lines report: Number of persons insured under PPO managed care products and number of persons insured under indemnity only products



ANNUAL STATEMENT FOR THE YEAR 2024 OF THE PROGRESSIVE ADVANCED INSURANCE COMPANY

EXHIBIT OF PREMIUMS AND LOSSES (Statutory Page 14)

NAIC Group Code 0155 BUSINESS IN THE STATE OF New Hampshire DURING THE YEAR 2024 NAIC Company Code 11851

Line of Business	Gross Premiums, Including Policy and Membership Fees, Less Return Premiums and Premiums on Policies not Taken		3	4	5	6	7	8	9	10	11	12
	1	2										
	Direct Premiums Written	Direct Premiums Earned	Dividends Paid or Credited to Policyholders on Direct Business	Direct Unearned Premium Reserves	Direct Losses Paid (deducting salvage)	Direct Losses Incurred	Direct Losses Unpaid	Direct Defense and Cost Containment Expense Paid	Direct Defense and Cost Containment Expense Incurred	Direct Defense and Cost Containment Expense Unpaid	Commissions and Brokerage Expenses	Taxes, Licenses and Fees
1. Fire												
2.1 Allied Lines												
2.2 Multiple Peril Crop												
2.3 Federal Flood												
2.4 Private Crop												
2.5 Private Flood												
3. Farmowners Multiple Peril												
4. Homeowners Multiple Peril												
5.1 Commercial Multiple Peril (Non-Liability Portion)												
5.2 Commercial Multiple Peril (Liability Portion)												
6. Mortgage Guaranty												
8. Ocean Marine												
9.1 Inland Marine												
9.2 Pet Insurance Plans												
10. Financial Guaranty												
11.1 Medical Professional Liability - Occurrence												
11.2 Medical Professional Liability - Claims-Made												
12. Earthquake												
13.1 Comprehensive (hospital and medical) ind (b)												
13.2 Comprehensive (hospital and medical) group (b)												
14. Credit A&H (Group and Individual)												
15.1 Vision Only (b).....												
15.2 Dental Only (b)												
15.3 Disability Income (b)												
15.4 Medicare Supplement (b)												
15.5 Medicaid Title XIX (b)												
15.6 Medicare Title XVIII (b).....												
15.7 Long-Term Care (b)												
15.8 Federal Employees Health Benefits Plan (b)												
15.9 Other Health (b)												
16. Workers' Compensation												
17.1 Other Liability - Occurrence												
17.2 Other Liability - Claims-Made												
17.3 Excess Workers' Compensation												
18.1 Products Liability - Occurrence												
18.2 Products Liability - Claims-Made												
19.1 Private Passenger Auto No-Fault (Personal Injury Protection)												
19.2 Other Private Passenger Auto Liability												1,250
19.3 Commercial Auto No-Fault (Personal Injury Protection)												
19.4 Other Commercial Auto Liability												
21.1 Private Passenger Auto Physical Damage												
21.2 Commercial Auto Physical Damage												
22. Aircraft (all perils)												
23. Fidelity												
24. Surety												
26. Burglary and Theft												
27. Boiler and Machinery												
28. Credit												
29. International												
30. Warranty												
31. Reins nonproportional assumed property	XXX	XXX	XXX	XXX	XXX	XXX	XXX	XXX	XXX	XXX	XXX	XXX
32. Reins nonproportional assumed liability	XXX	XXX	XXX	XXX	XXX	XXX	XXX	XXX	XXX	XXX	XXX	XXX
33. Reins nonproportional assumed financial lines	XXX	XXX	XXX	XXX	XXX	XXX	XXX	XXX	XXX	XXX	XXX	XXX
34. Aggregate Write-Ins for Other Lines of Business												
35. Total (a)												1,250
DETAILS OF WRITE-INS												
3401.												
3402.												
3403.												
3498. Summary of remaining write-ins for Line 34 from overflow page												
3499. Totals (Lines 3401 through 3403 plus 3498)(Line 34 above)												

(a) Finance and service charges not included in Lines 1 to 35 \$
(b) For health business on indicated lines report: Number of persons insured under PPO managed care products and number of persons insured under indemnity only products



ANNUAL STATEMENT FOR THE YEAR 2024 OF THE PROGRESSIVE ADVANCED INSURANCE COMPANY

EXHIBIT OF PREMIUMS AND LOSSES (Statutory Page 14)

NAIC Group Code 0155 BUSINESS IN THE STATE OF New Mexico DURING THE YEAR 2024 NAIC Company Code 11851

Line of Business	Gross Premiums, Including Policy and Membership Fees, Less Return Premiums and Premiums on Policies not Taken		3	4	5	6	7	8	9	10	11	12
	1	2										
	Direct Premiums Written	Direct Premiums Earned	Dividends Paid or Credited to Policyholders on Direct Business	Direct Unearned Premium Reserves	Direct Losses Paid (deducting salvage)	Direct Losses Incurred	Direct Losses Unpaid	Direct Defense and Cost Containment Expense Paid	Direct Defense and Cost Containment Expense Incurred	Direct Defense and Cost Containment Expense Unpaid	Commissions and Brokerage Expenses	Taxes, Licenses and Fees
1. Fire												
2.1 Allied Lines												
2.2 Multiple Peril Crop												
2.3 Federal Flood												
2.4. Private Crop												
2.5 Private Flood												
3. Farmowners Multiple Peril												
4. Homeowners Multiple Peril												
5.1 Commercial Multiple Peril (Non-Liability Portion)												
5.2 Commercial Multiple Peril (Liability Portion)												
6. Mortgage Guaranty												
8. Ocean Marine												
9.1 Inland Marine												
9.2 Pet Insurance Plans												
10. Financial Guaranty												
11.1 Medical Professional Liability - Occurrence												
11.2 Medical Professional Liability - Claims-Made												
12. Earthquake												
13.1 Comprehensive (hospital and medical) ind (b)												
13.2 Comprehensive (hospital and medical) group (b)												
14. Credit A&H (Group and Individual)												
15.1 Vision Only (b).....												
15.2 Dental Only (b)												
15.3 Disability Income (b)												
15.4 Medicare Supplement (b)												
15.5 Medicaid Title XIX (b)												
15.6 Medicare Title XVIII (b).....												
15.7 Long-Term Care (b)												
15.8 Federal Employees Health Benefits Plan (b)												
15.9 Other Health (b)												
16. Workers' Compensation												
17.1 Other Liability - Occurrence												
17.2 Other Liability - Claims-Made												
17.3 Excess Workers' Compensation												
18.1 Products Liability - Occurrence												
18.2 Products Liability - Claims-Made												
19.1 Private Passenger Auto No-Fault (Personal Injury Protection)												
19.2 Other Private Passenger Auto Liability												1,815
19.3 Commercial Auto No-Fault (Personal Injury Protection)												
19.4 Other Commercial Auto Liability												
21.1 Private Passenger Auto Physical Damage												
21.2 Commercial Auto Physical Damage												
22. Aircraft (all perils)												
23. Fidelity												
24. Surety												
26. Burglary and Theft												
27. Boiler and Machinery												
28. Credit												
29. International												
30. Warranty												
31. Reins nonproportional assumed property	XXX	XXX	XXX	XXX	XXX	XXX	XXX	XXX	XXX	XXX	XXX	XXX
32. Reins nonproportional assumed liability	XXX	XXX	XXX	XXX	XXX	XXX	XXX	XXX	XXX	XXX	XXX	XXX
33. Reins nonproportional assumed financial lines	XXX	XXX	XXX	XXX	XXX	XXX	XXX	XXX	XXX	XXX	XXX	XXX
34. Aggregate Write-Ins for Other Lines of Business												
35. Total (a)												1,815
DETAILS OF WRITE-INS												
3401.												
3402.												
3403.												
3498. Summary of remaining write-ins for Line 34 from overflow page												
3499. Totals (Lines 3401 through 3403 plus 3498)(Line 34 above)												

(a) Finance and service charges not included in Lines 1 to 35 \$ and number of persons insured under indemnity only products

(b) For health business on indicated lines report: Number of persons insured under PPO managed care products and number of persons insured under indemnity only products



ANNUAL STATEMENT FOR THE YEAR 2024 OF THE PROGRESSIVE ADVANCED INSURANCE COMPANY

EXHIBIT OF PREMIUMS AND LOSSES (Statutory Page 14)

NAIC Group Code 0155 BUSINESS IN THE STATE OF North Carolina DURING THE YEAR 2024 NAIC Company Code 11851

Line of Business	Gross Premiums, Including Policy and Membership Fees, Less Return Premiums and Premiums on Policies not Taken		3	4	5	6	7	8	9	10	11	12
	1	2										
	Direct Premiums Written	Direct Premiums Earned	Dividends Paid or Credited to Policyholders on Direct Business	Direct Unearned Premium Reserves	Direct Losses Paid (deducting salvage)	Direct Losses Incurred	Direct Losses Unpaid	Direct Defense and Cost Containment Expense Paid	Direct Defense and Cost Containment Expense Incurred	Direct Defense and Cost Containment Expense Unpaid	Commissions and Brokerage Expenses	Taxes, Licenses and Fees
1. Fire												
2.1 Allied Lines												
2.2 Multiple Peril Crop												
2.3 Federal Flood												
2.4. Private Crop												
2.5 Private Flood												
3. Farmowners Multiple Peril												
4. Homeowners Multiple Peril												
5.1 Commercial Multiple Peril (Non-Liability Portion)												
5.2 Commercial Multiple Peril (Liability Portion)												
6. Mortgage Guaranty												
8. Ocean Marine												
9.1 Inland Marine												
9.2 Pet Insurance Plans												
10. Financial Guaranty												
11.1 Medical Professional Liability - Occurrence												
11.2 Medical Professional Liability - Claims-Made												
12. Earthquake												
13.1 Comprehensive (hospital and medical) ind (b)												
13.2 Comprehensive (hospital and medical) group (b)												
14. Credit A&H (Group and Individual)												
15.1 Vision Only (b).....												
15.2 Dental Only (b)												
15.3 Disability Income (b)												
15.4 Medicare Supplement (b)												
15.5 Medicaid Title XIX (b)												
15.6 Medicare Title XVIII (b).....												
15.7 Long-Term Care (b)												
15.8 Federal Employees Health Benefits Plan (b)												
15.9 Other Health (b)												
16. Workers' Compensation												
17.1 Other Liability - Occurrence												
17.2 Other Liability - Claims-Made												
17.3 Excess Workers' Compensation												
18.1 Products Liability - Occurrence												
18.2 Products Liability - Claims-Made												
19.1 Private Passenger Auto No-Fault (Personal Injury Protection)												
19.2 Other Private Passenger Auto Liability												3,850
19.3 Commercial Auto No-Fault (Personal Injury Protection)												
19.4 Other Commercial Auto Liability												
21.1 Private Passenger Auto Physical Damage												
21.2 Commercial Auto Physical Damage												
22. Aircraft (all perils)												
23. Fidelity												
24. Surety												
26. Burglary and Theft												
27. Boiler and Machinery												
28. Credit												
29. International												
30. Warranty												
31. Reins nonproportional assumed property	XXX	XXX	XXX	XXX	XXX	XXX	XXX	XXX	XXX	XXX	XXX	XXX
32. Reins nonproportional assumed liability	XXX	XXX	XXX	XXX	XXX	XXX	XXX	XXX	XXX	XXX	XXX	XXX
33. Reins nonproportional assumed financial lines	XXX	XXX	XXX	XXX	XXX	XXX	XXX	XXX	XXX	XXX	XXX	XXX
34. Aggregate Write-Ins for Other Lines of Business												
35. Total (a)												3,850
DETAILS OF WRITE-INS												
3401.												
3402.												
3403.												
3498. Summary of remaining write-ins for Line 34 from overflow page												
3499. Totals (Lines 3401 through 3403 plus 3498)(Line 34 above)												

(a) Finance and service charges not included in Lines 1 to 35 \$ and number of persons insured under indemnity only products

(b) For health business on indicated lines report: Number of persons insured under PPO managed care products and number of persons insured under indemnity only products



ANNUAL STATEMENT FOR THE YEAR 2024 OF THE PROGRESSIVE ADVANCED INSURANCE COMPANY

EXHIBIT OF PREMIUMS AND LOSSES (Statutory Page 14)

NAIC Group Code 0155 BUSINESS IN THE STATE OF North Dakota DURING THE YEAR 2024 NAIC Company Code 11851

Line of Business	Gross Premiums, Including Policy and Membership Fees, Less Return Premiums and Premiums on Policies not Taken		3 Dividends Paid or Credited to Policyholders on Direct Business	4 Direct Unearned Premium Reserves	5 Direct Losses Paid (deducting salvage)	6 Direct Losses Incurred	7 Direct Losses Unpaid	8 Direct Defense and Cost Containment Expense Paid	9 Direct Defense and Cost Containment Expense Incurred	10 Direct Defense and Cost Containment Expense Unpaid	11 Commissions and Brokerage Expenses	12 Taxes, Licenses and Fees
	1 Direct Premiums Written	2 Direct Premiums Earned										
1. Fire												
2.1 Allied Lines												
2.2 Multiple Peril Crop												
2.3 Federal Flood												
2.4. Private Crop												
2.5 Private Flood												
3. Farmowners Multiple Peril												
4. Homeowners Multiple Peril												
5.1 Commercial Multiple Peril (Non-Liability Portion)												
5.2 Commercial Multiple Peril (Liability Portion)												
6. Mortgage Guaranty												
8. Ocean Marine												
9.1 Inland Marine												
9.2 Pet Insurance Plans												
10. Financial Guaranty												
11.1 Medical Professional Liability - Occurrence												
11.2 Medical Professional Liability - Claims-Made												
12. Earthquake												
13.1 Comprehensive (hospital and medical) ind (b)												
13.2 Comprehensive (hospital and medical) group (b)												
14. Credit A&H (Group and Individual)												
15.1 Vision Only (b).....												
15.2 Dental Only (b)												
15.3 Disability Income (b)												
15.4 Medicare Supplement (b)												
15.5 Medicaid Title XIX (b)												
15.6 Medicare Title XVIII (b).....												
15.7 Long-Term Care (b)												
15.8 Federal Employees Health Benefits Plan (b)												
15.9 Other Health (b)												
16. Workers' Compensation												
17.1 Other Liability - Occurrence												
17.2 Other Liability - Claims-Made												
17.3 Excess Workers' Compensation												
18.1 Products Liability - Occurrence												
18.2 Products Liability - Claims-Made												
19.1 Private Passenger Auto No-Fault (Personal Injury Protection)												
19.2 Other Private Passenger Auto Liability												947
19.3 Commercial Auto No-Fault (Personal Injury Protection)												
19.4 Other Commercial Auto Liability												
21.1 Private Passenger Auto Physical Damage												
21.2 Commercial Auto Physical Damage												
22. Aircraft (all perils)												
23. Fidelity												
24. Surety												
26. Burglary and Theft												
27. Boiler and Machinery												
28. Credit												
29. International												
30. Warranty												
31. Reins nonproportional assumed property	XXX	XXX	XXX	XXX	XXX	XXX	XXX	XXX	XXX	XXX	XXX	XXX
32. Reins nonproportional assumed liability	XXX	XXX	XXX	XXX	XXX	XXX	XXX	XXX	XXX	XXX	XXX	XXX
33. Reins nonproportional assumed financial lines	XXX	XXX	XXX	XXX	XXX	XXX	XXX	XXX	XXX	XXX	XXX	XXX
34. Aggregate Write-Ins for Other Lines of Business												
35. Total (a)												947
DETAILS OF WRITE-INS												
3401.												
3402.												
3403.												
3498. Summary of remaining write-ins for Line 34 from overflow page												
3499. Totals (Lines 3401 through 3403 plus 3498)(Line 34 above)												

(a) Finance and service charges not included in Lines 1 to 35 \$ and number of persons insured under indemnity only products

(b) For health business on indicated lines report: Number of persons insured under PPO managed care products and number of persons insured under indemnity only products



ANNUAL STATEMENT FOR THE YEAR 2024 OF THE PROGRESSIVE ADVANCED INSURANCE COMPANY

EXHIBIT OF PREMIUMS AND LOSSES (Statutory Page 14)

NAIC Group Code 0155 BUSINESS IN THE STATE OF Ohio DURING THE YEAR 2024 NAIC Company Code 11851

Line of Business	Gross Premiums, Including Policy and Membership Fees, Less Return Premiums and Premiums on Policies not Taken		3	4	5	6	7	8	9	10	11	12
	1	2										
	Direct Premiums Written	Direct Premiums Earned	Dividends Paid or Credited to Policyholders on Direct Business	Direct Unearned Premium Reserves	Direct Losses Paid (deducting salvage)	Direct Losses Incurred	Direct Losses Unpaid	Direct Defense and Cost Containment Expense Paid	Direct Defense and Cost Containment Expense Incurred	Direct Defense and Cost Containment Expense Unpaid	Commissions and Brokerage Expenses	Taxes, Licenses and Fees
1. Fire												
2.1 Allied Lines												
2.2 Multiple Peril Crop												
2.3 Federal Flood												
2.4. Private Crop												
2.5 Private Flood												
3. Farmowners Multiple Peril												
4. Homeowners Multiple Peril												
5.1 Commercial Multiple Peril (Non-Liability Portion)												
5.2 Commercial Multiple Peril (Liability Portion)												
6. Mortgage Guaranty												
8. Ocean Marine												
9.1 Inland Marine												
9.2 Pet Insurance Plans												
10. Financial Guaranty												
11.1 Medical Professional Liability - Occurrence												
11.2 Medical Professional Liability - Claims-Made												
12. Earthquake												
13.1 Comprehensive (hospital and medical) ind (b)												
13.2 Comprehensive (hospital and medical) group (b)												
14. Credit A&H (Group and Individual)												
15.1 Vision Only (b).....												
15.2 Dental Only (b)												
15.3 Disability Income (b)												
15.4 Medicare Supplement (b)												
15.5 Medicaid Title XIX (b)												
15.6 Medicare Title XVIII (b).....												
15.7 Long-Term Care (b)												
15.8 Federal Employees Health Benefits Plan (b)												
15.9 Other Health (b)												
16. Workers' Compensation												
17.1 Other Liability - Occurrence												
17.2 Other Liability - Claims-Made												
17.3 Excess Workers' Compensation												
18.1 Products Liability - Occurrence												
18.2 Products Liability - Claims-Made												
19.1 Private Passenger Auto No-Fault (Personal Injury Protection)												
19.2 Other Private Passenger Auto Liability												5,661
19.3 Commercial Auto No-Fault (Personal Injury Protection)												
19.4 Other Commercial Auto Liability												
21.1 Private Passenger Auto Physical Damage												
21.2 Commercial Auto Physical Damage												
22. Aircraft (all perils)												
23. Fidelity												
24. Surety												
26. Burglary and Theft												
27. Boiler and Machinery												
28. Credit												
29. International												
30. Warranty												
31. Reins nonproportional assumed property	XXX	XXX	XXX	XXX	XXX	XXX	XXX	XXX	XXX	XXX	XXX	XXX
32. Reins nonproportional assumed liability	XXX	XXX	XXX	XXX	XXX	XXX	XXX	XXX	XXX	XXX	XXX	XXX
33. Reins nonproportional assumed financial lines	XXX	XXX	XXX	XXX	XXX	XXX	XXX	XXX	XXX	XXX	XXX	XXX
34. Aggregate Write-Ins for Other Lines of Business												
35. Total (a)												5,661
DETAILS OF WRITE-INS												
3401.												
3402.												
3403.												
3498. Summary of remaining write-ins for Line 34 from overflow page												
3499. Totals (Lines 3401 through 3403 plus 3498)(Line 34 above)												

(a) Finance and service charges not included in Lines 1 to 35 \$ and number of persons insured under indemnity only products

(b) For health business on indicated lines report: Number of persons insured under PPO managed care products and number of persons insured under indemnity only products



ANNUAL STATEMENT FOR THE YEAR 2024 OF THE PROGRESSIVE ADVANCED INSURANCE COMPANY

EXHIBIT OF PREMIUMS AND LOSSES (Statutory Page 14)

NAIC Group Code 0155 BUSINESS IN THE STATE OF Oklahoma DURING THE YEAR 2024 NAIC Company Code 11851

Line of Business	Gross Premiums, Including Policy and Membership Fees, Less Return Premiums and Premiums on Policies not Taken		3	4	5	6	7	8	9	10	11	12
	1	2										
	Direct Premiums Written	Direct Premiums Earned	Dividends Paid or Credited to Policyholders on Direct Business	Direct Unearned Premium Reserves	Direct Losses Paid (deducting salvage)	Direct Losses Incurred	Direct Losses Unpaid	Direct Defense and Cost Containment Expense Paid	Direct Defense and Cost Containment Expense Incurred	Direct Defense and Cost Containment Expense Unpaid	Commissions and Brokerage Expenses	Taxes, Licenses and Fees
1. Fire												
2.1 Allied Lines												
2.2 Multiple Peril Crop												
2.3 Federal Flood												
2.4. Private Crop												
2.5 Private Flood												
3. Farmowners Multiple Peril												
4. Homeowners Multiple Peril												
5.1 Commercial Multiple Peril (Non-Liability Portion)												
5.2 Commercial Multiple Peril (Liability Portion)												
6. Mortgage Guaranty												
8. Ocean Marine												
9.1 Inland Marine												
9.2 Pet Insurance Plans												
10. Financial Guaranty												
11.1 Medical Professional Liability - Occurrence												
11.2 Medical Professional Liability - Claims-Made												
12. Earthquake												
13.1 Comprehensive (hospital and medical) ind (b)												
13.2 Comprehensive (hospital and medical) group (b)												
14. Credit A&H (Group and Individual)												
15.1 Vision Only (b).....												
15.2 Dental Only (b)												
15.3 Disability Income (b)												
15.4 Medicare Supplement (b)												
15.5 Medicaid Title XIX (b)												
15.6 Medicare Title XVIII (b).....												
15.7 Long-Term Care (b)												
15.8 Federal Employees Health Benefits Plan (b)												
15.9 Other Health (b)												
16. Workers' Compensation												
17.1 Other Liability - Occurrence												
17.2 Other Liability - Claims-Made												
17.3 Excess Workers' Compensation												
18.1 Products Liability - Occurrence												
18.2 Products Liability - Claims-Made												
19.1 Private Passenger Auto No-Fault (Personal Injury Protection)												
19.2 Other Private Passenger Auto Liability												1,430
19.3 Commercial Auto No-Fault (Personal Injury Protection)												
19.4 Other Commercial Auto Liability												
21.1 Private Passenger Auto Physical Damage												
21.2 Commercial Auto Physical Damage												
22. Aircraft (all perils)												
23. Fidelity												
24. Surety												
26. Burglary and Theft												
27. Boiler and Machinery												
28. Credit												
29. International												
30. Warranty												
31. Reins nonproportional assumed property	XXX	XXX	XXX	XXX	XXX	XXX	XXX	XXX	XXX	XXX	XXX	XXX
32. Reins nonproportional assumed liability	XXX	XXX	XXX	XXX	XXX	XXX	XXX	XXX	XXX	XXX	XXX	XXX
33. Reins nonproportional assumed financial lines	XXX	XXX	XXX	XXX	XXX	XXX	XXX	XXX	XXX	XXX	XXX	XXX
34. Aggregate Write-Ins for Other Lines of Business												
35. Total (a)												1,430
DETAILS OF WRITE-INS												
3401.												
3402.												
3403.												
3498. Summary of remaining write-ins for Line 34 from overflow page												
3499. Totals (Lines 3401 through 3403 plus 3498)(Line 34 above)												

(a) Finance and service charges not included in Lines 1 to 35 \$ and number of persons insured under indemnity only products

(b) For health business on indicated lines report: Number of persons insured under PPO managed care products and number of persons insured under indemnity only products



ANNUAL STATEMENT FOR THE YEAR 2024 OF THE PROGRESSIVE ADVANCED INSURANCE COMPANY

EXHIBIT OF PREMIUMS AND LOSSES (Statutory Page 14)

NAIC Group Code 0155 BUSINESS IN THE STATE OF Oregon DURING THE YEAR 2024 NAIC Company Code 11851

Line of Business	Gross Premiums, Including Policy and Membership Fees, Less Return Premiums and Premiums on Policies not Taken		3	4	5	6	7	8	9	10	11	12
	1	2										
	Direct Premiums Written	Direct Premiums Earned	Dividends Paid or Credited to Policyholders on Direct Business	Direct Unearned Premium Reserves	Direct Losses Paid (deducting salvage)	Direct Losses Incurred	Direct Losses Unpaid	Direct Defense and Cost Containment Expense Paid	Direct Defense and Cost Containment Expense Incurred	Direct Defense and Cost Containment Expense Unpaid	Commissions and Brokerage Expenses	Taxes, Licenses and Fees
1. Fire												
2.1 Allied Lines												
2.2 Multiple Peril Crop												
2.3 Federal Flood												
2.4. Private Crop												
2.5 Private Flood												
3. Farmowners Multiple Peril												
4. Homeowners Multiple Peril												
5.1 Commercial Multiple Peril (Non-Liability Portion)												
5.2 Commercial Multiple Peril (Liability Portion)												
6. Mortgage Guaranty												
8. Ocean Marine												
9.1 Inland Marine												
9.2 Pet Insurance Plans												
10. Financial Guaranty												
11.1 Medical Professional Liability - Occurrence												
11.2 Medical Professional Liability - Claims-Made												
12. Earthquake												
13.1 Comprehensive (hospital and medical) ind (b)												
13.2 Comprehensive (hospital and medical) group (b)												
14. Credit A&H (Group and Individual)												
15.1 Vision Only (b).....												
15.2 Dental Only (b)												
15.3 Disability Income (b)												
15.4 Medicare Supplement (b)												
15.5 Medicaid Title XIX (b)												
15.6 Medicare Title XVIII (b).....												
15.7 Long-Term Care (b)												
15.8 Federal Employees Health Benefits Plan (b)												
15.9 Other Health (b)												
16. Workers' Compensation												
17.1 Other Liability - Occurrence												
17.2 Other Liability - Claims-Made												
17.3 Excess Workers' Compensation												
18.1 Products Liability - Occurrence												
18.2 Products Liability - Claims-Made												
19.1 Private Passenger Auto No-Fault (Personal Injury Protection)												
19.2 Other Private Passenger Auto Liability												1,650
19.3 Commercial Auto No-Fault (Personal Injury Protection)												
19.4 Other Commercial Auto Liability												
21.1 Private Passenger Auto Physical Damage												
21.2 Commercial Auto Physical Damage												
22. Aircraft (all perils)												
23. Fidelity												
24. Surety												
26. Burglary and Theft												
27. Boiler and Machinery												
28. Credit												
29. International												
30. Warranty												
31. Reins nonproportional assumed property	XXX	XXX	XXX	XXX	XXX	XXX	XXX	XXX	XXX	XXX	XXX	XXX
32. Reins nonproportional assumed liability	XXX	XXX	XXX	XXX	XXX	XXX	XXX	XXX	XXX	XXX	XXX	XXX
33. Reins nonproportional assumed financial lines	XXX	XXX	XXX	XXX	XXX	XXX	XXX	XXX	XXX	XXX	XXX	XXX
34. Aggregate Write-Ins for Other Lines of Business												
35. Total (a)												1,650
DETAILS OF WRITE-INS												
3401.												
3402.												
3403.												
3498. Summary of remaining write-ins for Line 34 from overflow page												
3499. Totals (Lines 3401 through 3403 plus 3498)(Line 34 above)												

(a) Finance and service charges not included in Lines 1 to 35 \$
(b) For health business on indicated lines report: Number of persons insured under PPO managed care products and number of persons insured under indemnity only products



ANNUAL STATEMENT FOR THE YEAR 2024 OF THE PROGRESSIVE ADVANCED INSURANCE COMPANY

EXHIBIT OF PREMIUMS AND LOSSES (Statutory Page 14)

NAIC Group Code 0155 BUSINESS IN THE STATE OF Rhode Island DURING THE YEAR 2024 NAIC Company Code 11851

Line of Business	Gross Premiums, Including Policy and Membership Fees, Less Return Premiums and Premiums on Policies not Taken		3	4	5	6	7	8	9	10	11	12
	1	2										
	Direct Premiums Written	Direct Premiums Earned	Dividends Paid or Credited to Policyholders on Direct Business	Direct Unearned Premium Reserves	Direct Losses Paid (deducting salvage)	Direct Losses Incurred	Direct Losses Unpaid	Direct Defense and Cost Containment Expense Paid	Direct Defense and Cost Containment Expense Incurred	Direct Defense and Cost Containment Expense Unpaid	Commissions and Brokerage Expenses	Taxes, Licenses and Fees
1. Fire												
2.1 Allied Lines												
2.2 Multiple Peril Crop												
2.3 Federal Flood												
2.4. Private Crop												
2.5 Private Flood												
3. Farmowners Multiple Peril												
4. Homeowners Multiple Peril												
5.1 Commercial Multiple Peril (Non-Liability Portion)												
5.2 Commercial Multiple Peril (Liability Portion)												
6. Mortgage Guaranty												
8. Ocean Marine												
9.1 Inland Marine												
9.2 Pet Insurance Plans												
10. Financial Guaranty												
11.1 Medical Professional Liability - Occurrence												
11.2 Medical Professional Liability - Claims-Made												
12. Earthquake												
13.1 Comprehensive (hospital and medical) ind (b)												
13.2 Comprehensive (hospital and medical) group (b)												
14. Credit A&H (Group and Individual)												
15.1 Vision Only (b).....												
15.2 Dental Only (b)												
15.3 Disability Income (b)												
15.4 Medicare Supplement (b)												
15.5 Medicaid Title XIX (b)												
15.6 Medicare Title XVIII (b).....												
15.7 Long-Term Care (b)												
15.8 Federal Employees Health Benefits Plan (b)												
15.9 Other Health (b)												
16. Workers' Compensation												
17.1 Other Liability - Occurrence												
17.2 Other Liability - Claims-Made												
17.3 Excess Workers' Compensation												
18.1 Products Liability - Occurrence												
18.2 Products Liability - Claims-Made												
19.1 Private Passenger Auto No-Fault (Personal Injury Protection)												
19.2 Other Private Passenger Auto Liability												655
19.3 Commercial Auto No-Fault (Personal Injury Protection)												
19.4 Other Commercial Auto Liability												
21.1 Private Passenger Auto Physical Damage												
21.2 Commercial Auto Physical Damage												
22. Aircraft (all perils)												
23. Fidelity												
24. Surety												
26. Burglary and Theft												
27. Boiler and Machinery												
28. Credit												
29. International												
30. Warranty												
31. Reins nonproportional assumed property	XXX	XXX	XXX	XXX	XXX	XXX	XXX	XXX	XXX	XXX	XXX	XXX
32. Reins nonproportional assumed liability	XXX	XXX	XXX	XXX	XXX	XXX	XXX	XXX	XXX	XXX	XXX	XXX
33. Reins nonproportional assumed financial lines	XXX	XXX	XXX	XXX	XXX	XXX	XXX	XXX	XXX	XXX	XXX	XXX
34. Aggregate Write-Ins for Other Lines of Business												
35. Total (a)												655
DETAILS OF WRITE-INS												
3401.												
3402.												
3403.												
3498. Summary of remaining write-ins for Line 34 from overflow page												
3499. Totals (Lines 3401 through 3403 plus 3498)(Line 34 above)												

(a) Finance and service charges not included in Lines 1 to 35 \$
(b) For health business on indicated lines report: Number of persons insured under PPO managed care products and number of persons insured under indemnity only products



ANNUAL STATEMENT FOR THE YEAR 2024 OF THE PROGRESSIVE ADVANCED INSURANCE COMPANY

EXHIBIT OF PREMIUMS AND LOSSES (Statutory Page 14)

NAIC Group Code 0155 BUSINESS IN THE STATE OF South Carolina DURING THE YEAR 2024 NAIC Company Code 11851

Line of Business	Gross Premiums, Including Policy and Membership Fees, Less Return Premiums and Premiums on Policies not Taken		3	4	5	6	7	8	9	10	11	12
	1	2										
	Direct Premiums Written	Direct Premiums Earned	Dividends Paid or Credited to Policyholders on Direct Business	Direct Unearned Premium Reserves	Direct Losses Paid (deducting salvage)	Direct Losses Incurred	Direct Losses Unpaid	Direct Defense and Cost Containment Expense Paid	Direct Defense and Cost Containment Expense Incurred	Direct Defense and Cost Containment Expense Unpaid	Commissions and Brokerage Expenses	Taxes, Licenses and Fees
1. Fire												
2.1 Allied Lines												
2.2 Multiple Peril Crop												
2.3 Federal Flood												
2.4. Private Crop												
2.5 Private Flood												
3. Farmowners Multiple Peril												
4. Homeowners Multiple Peril												
5.1 Commercial Multiple Peril (Non-Liability Portion)												
5.2 Commercial Multiple Peril (Liability Portion)												
6. Mortgage Guaranty												
8. Ocean Marine												
9.1 Inland Marine												
9.2 Pet Insurance Plans												
10. Financial Guaranty												
11.1 Medical Professional Liability - Occurrence												
11.2 Medical Professional Liability - Claims-Made												
12. Earthquake												
13.1 Comprehensive (hospital and medical) ind (b)												
13.2 Comprehensive (hospital and medical) group (b)												
14. Credit A&H (Group and Individual)												
15.1 Vision Only (b).....												
15.2 Dental Only (b)												
15.3 Disability Income (b)												
15.4 Medicare Supplement (b)												
15.5 Medicaid Title XIX (b)												
15.6 Medicare Title XVIII (b).....												
15.7 Long-Term Care (b)												
15.8 Federal Employees Health Benefits Plan (b)												
15.9 Other Health (b)												
16. Workers' Compensation												
17.1 Other Liability - Occurrence												
17.2 Other Liability - Claims-Made												
17.3 Excess Workers' Compensation												
18.1 Products Liability - Occurrence												
18.2 Products Liability - Claims-Made												
19.1 Private Passenger Auto No-Fault (Personal Injury Protection)												
19.2 Other Private Passenger Auto Liability												2,003
19.3 Commercial Auto No-Fault (Personal Injury Protection)												
19.4 Other Commercial Auto Liability												
21.1 Private Passenger Auto Physical Damage												
21.2 Commercial Auto Physical Damage												
22. Aircraft (all perils)												
23. Fidelity												
24. Surety												
26. Burglary and Theft												
27. Boiler and Machinery												
28. Credit												
29. International												
30. Warranty												
31. Reins nonproportional assumed property	XXX	XXX	XXX	XXX	XXX	XXX	XXX	XXX	XXX	XXX	XXX	XXX
32. Reins nonproportional assumed liability	XXX	XXX	XXX	XXX	XXX	XXX	XXX	XXX	XXX	XXX	XXX	XXX
33. Reins nonproportional assumed financial lines	XXX	XXX	XXX	XXX	XXX	XXX	XXX	XXX	XXX	XXX	XXX	XXX
34. Aggregate Write-Ins for Other Lines of Business												
35. Total (a)												2,003
DETAILS OF WRITE-INS												
3401.												
3402.												
3403.												
3498. Summary of remaining write-ins for Line 34 from overflow page												
3499. Totals (Lines 3401 through 3403 plus 3498)(Line 34 above)												

(a) Finance and service charges not included in Lines 1 to 35 \$ and number of persons insured under indemnity only products

(b) For health business on indicated lines report: Number of persons insured under PPO managed care products and number of persons insured under indemnity only products



ANNUAL STATEMENT FOR THE YEAR 2024 OF THE PROGRESSIVE ADVANCED INSURANCE COMPANY

EXHIBIT OF PREMIUMS AND LOSSES (Statutory Page 14)

NAIC Group Code 0155 BUSINESS IN THE STATE OF South Dakota DURING THE YEAR 2024 NAIC Company Code 11851

Line of Business	Gross Premiums, Including Policy and Membership Fees, Less Return Premiums and Premiums on Policies not Taken		3	4	5	6	7	8	9	10	11	12
	1	2										
	Direct Premiums Written	Direct Premiums Earned	Dividends Paid or Credited to Policyholders on Direct Business	Direct Unearned Premium Reserves	Direct Losses Paid (deducting salvage)	Direct Losses Incurred	Direct Losses Unpaid	Direct Defense and Cost Containment Expense Paid	Direct Defense and Cost Containment Expense Incurred	Direct Defense and Cost Containment Expense Unpaid	Commissions and Brokerage Expenses	Taxes, Licenses and Fees
1. Fire												
2.1 Allied Lines												
2.2 Multiple Peril Crop												
2.3 Federal Flood												
2.4. Private Crop												
2.5 Private Flood												
3. Farmowners Multiple Peril												
4. Homeowners Multiple Peril												
5.1 Commercial Multiple Peril (Non-Liability Portion)												
5.2 Commercial Multiple Peril (Liability Portion)												
6. Mortgage Guaranty												
8. Ocean Marine												
9.1 Inland Marine												
9.2 Pet Insurance Plans												
10. Financial Guaranty												
11.1 Medical Professional Liability - Occurrence												
11.2 Medical Professional Liability - Claims-Made												
12. Earthquake												
13.1 Comprehensive (hospital and medical) ind (b)												
13.2 Comprehensive (hospital and medical) group (b)												
14. Credit A&H (Group and Individual)												
15.1 Vision Only (b).....												
15.2 Dental Only (b)												
15.3 Disability Income (b)												
15.4 Medicare Supplement (b)												
15.5 Medicaid Title XIX (b)												
15.6 Medicare Title XVIII (b).....												
15.7 Long-Term Care (b)												
15.8 Federal Employees Health Benefits Plan (b)												
15.9 Other Health (b)												
16. Workers' Compensation												
17.1 Other Liability - Occurrence												
17.2 Other Liability - Claims-Made												
17.3 Excess Workers' Compensation												
18.1 Products Liability - Occurrence												
18.2 Products Liability - Claims-Made												
19.1 Private Passenger Auto No-Fault (Personal Injury Protection)												
19.2 Other Private Passenger Auto Liability												1,375
19.3 Commercial Auto No-Fault (Personal Injury Protection)												
19.4 Other Commercial Auto Liability												
21.1 Private Passenger Auto Physical Damage												
21.2 Commercial Auto Physical Damage												
22. Aircraft (all perils)												
23. Fidelity												
24. Surety												
26. Burglary and Theft												
27. Boiler and Machinery												
28. Credit												
29. International												
30. Warranty												
31. Reins nonproportional assumed property	XXX	XXX	XXX	XXX	XXX	XXX	XXX	XXX	XXX	XXX	XXX	XXX
32. Reins nonproportional assumed liability	XXX	XXX	XXX	XXX	XXX	XXX	XXX	XXX	XXX	XXX	XXX	XXX
33. Reins nonproportional assumed financial lines	XXX	XXX	XXX	XXX	XXX	XXX	XXX	XXX	XXX	XXX	XXX	XXX
34. Aggregate Write-Ins for Other Lines of Business												
35. Total (a)												1,375
DETAILS OF WRITE-INS												
3401.												
3402.												
3403.												
3498. Summary of remaining write-ins for Line 34 from overflow page												
3499. Totals (Lines 3401 through 3403 plus 3498)(Line 34 above)												

(a) Finance and service charges not included in Lines 1 to 35 \$ and number of persons insured under indemnity only products

(b) For health business on indicated lines report: Number of persons insured under PPO managed care products and number of persons insured under indemnity only products



ANNUAL STATEMENT FOR THE YEAR 2024 OF THE PROGRESSIVE ADVANCED INSURANCE COMPANY

EXHIBIT OF PREMIUMS AND LOSSES (Statutory Page 14)

NAIC Group Code 0155 BUSINESS IN THE STATE OF Tennessee DURING THE YEAR 2024 NAIC Company Code 11851

Line of Business	Gross Premiums, Including Policy and Membership Fees, Less Return Premiums and Premiums on Policies not Taken		3	4	5	6	7	8	9	10	11	12
	1	2										
	Direct Premiums Written	Direct Premiums Earned	Dividends Paid or Credited to Policyholders on Direct Business	Direct Unearned Premium Reserves	Direct Losses Paid (deducting salvage)	Direct Losses Incurred	Direct Losses Unpaid	Direct Defense and Cost Containment Expense Paid	Direct Defense and Cost Containment Expense Incurred	Direct Defense and Cost Containment Expense Unpaid	Commissions and Brokerage Expenses	Taxes, Licenses and Fees
1. Fire												
2.1 Allied Lines												
2.2 Multiple Peril Crop												
2.3 Federal Flood												
2.4. Private Crop												
2.5 Private Flood												
3. Farmowners Multiple Peril												
4. Homeowners Multiple Peril												
5.1 Commercial Multiple Peril (Non-Liability Portion)												
5.2 Commercial Multiple Peril (Liability Portion)												
6. Mortgage Guaranty												
8. Ocean Marine												
9.1 Inland Marine												
9.2 Pet Insurance Plans												
10. Financial Guaranty												
11.1 Medical Professional Liability - Occurrence												
11.2 Medical Professional Liability - Claims-Made												
12. Earthquake												
13.1 Comprehensive (hospital and medical) ind (b)												
13.2 Comprehensive (hospital and medical) group (b)												
14. Credit A&H (Group and Individual)												
15.1 Vision Only (b).....												
15.2 Dental Only (b)												
15.3 Disability Income (b)												
15.4 Medicare Supplement (b)												
15.5 Medicaid Title XIX (b)												
15.6 Medicare Title XVIII (b).....												
15.7 Long-Term Care (b)												
15.8 Federal Employees Health Benefits Plan (b)												
15.9 Other Health (b)												
16. Workers' Compensation												
17.1 Other Liability - Occurrence												
17.2 Other Liability - Claims-Made												
17.3 Excess Workers' Compensation												
18.1 Products Liability - Occurrence												
18.2 Products Liability - Claims-Made												
19.1 Private Passenger Auto No-Fault (Personal Injury Protection)												
19.2 Other Private Passenger Auto Liability												705
19.3 Commercial Auto No-Fault (Personal Injury Protection)												
19.4 Other Commercial Auto Liability												
21.1 Private Passenger Auto Physical Damage												
21.2 Commercial Auto Physical Damage												
22. Aircraft (all perils)												
23. Fidelity												
24. Surety												
26. Burglary and Theft												
27. Boiler and Machinery												
28. Credit												
29. International												
30. Warranty												
31. Reins nonproportional assumed property	XXX	XXX	XXX	XXX	XXX	XXX	XXX	XXX	XXX	XXX	XXX	XXX
32. Reins nonproportional assumed liability	XXX	XXX	XXX	XXX	XXX	XXX	XXX	XXX	XXX	XXX	XXX	XXX
33. Reins nonproportional assumed financial lines	XXX	XXX	XXX	XXX	XXX	XXX	XXX	XXX	XXX	XXX	XXX	XXX
34. Aggregate Write-Ins for Other Lines of Business												
35. Total (a)												705
DETAILS OF WRITE-INS												
3401.												
3402.												
3403.												
3498. Summary of remaining write-ins for Line 34 from overflow page												
3499. Totals (Lines 3401 through 3403 plus 3498)(Line 34 above)												

(a) Finance and service charges not included in Lines 1 to 35 \$
(b) For health business on indicated lines report: Number of persons insured under PPO managed care products and number of persons insured under indemnity only products



ANNUAL STATEMENT FOR THE YEAR 2024 OF THE PROGRESSIVE ADVANCED INSURANCE COMPANY

EXHIBIT OF PREMIUMS AND LOSSES (Statutory Page 14)

NAIC Group Code 0155

BUSINESS IN THE STATE OF Texas

DURING THE YEAR 2024

NAIC Company Code 11851

Line of Business	Gross Premiums, Including Policy and Membership Fees, Less Return Premiums and Premiums on Policies not Taken		3 Dividends Paid or Credited to Policyholders on Direct Business	4 Direct Unearned Premium Reserves	5 Direct Losses Paid (deducting salvage)	6 Direct Losses Incurred	7 Direct Losses Unpaid	8 Direct Defense and Cost Containment Expense Paid	9 Direct Defense and Cost Containment Expense Incurred	10 Direct Defense and Cost Containment Expense Unpaid	11 Commissions and Brokerage Expenses	12 Taxes, Licenses and Fees
	1 Direct Premiums Written	2 Direct Premiums Earned										
1. Fire												
2.1 Allied Lines												
2.2 Multiple Peril Crop												
2.3 Federal Flood												
2.4. Private Crop												
2.5 Private Flood												
3. Farmowners Multiple Peril												
4. Homeowners Multiple Peril												
5.1 Commercial Multiple Peril (Non-Liability Portion)												
5.2 Commercial Multiple Peril (Liability Portion)												
6. Mortgage Guaranty												
8. Ocean Marine												
9.1 Inland Marine	22,610,868	21,556,645		10,450,901	8,992,910	9,194,772	857,629	12,770	17,773	53,027	1,058,605	431,572
9.2 Pet Insurance Plans												
10. Financial Guaranty												
11.1 Medical Professional Liability - Occurrence												
11.2 Medical Professional Liability - Claims-Made												
12. Earthquake												
13.1 Comprehensive (hospital and medical) ind (b)												
13.2 Comprehensive (hospital and medical) group (b)												
14. Credit A&H (Group and Individual)												
15.1 Vision Only (b).....												
15.2 Dental Only (b)												
15.3 Disability Income (b)												
15.4 Medicare Supplement (b)												
15.5 Medicaid Title XIX (b)												
15.6 Medicare Title XVIII (b).....												
15.7 Long-Term Care (b)												
15.8 Federal Employees Health Benefits Plan (b)												
15.9 Other Health (b)												
16. Workers' Compensation												
17.1 Other Liability - Occurrence	3,542,300	3,431,751		1,653,687	1,283,906	1,805,182	1,251,658	60,175	64,172	182,629	169,367	67,826
17.2 Other Liability - Claims-Made												
17.3 Excess Workers' Compensation												
18.1 Products Liability - Occurrence												
18.2 Products Liability - Claims-Made												
19.1 Private Passenger Auto No-Fault (Personal Injury Protection)												
19.2 Other Private Passenger Auto Liability												
19.3 Commercial Auto No-Fault (Personal Injury Protection)												
19.4 Other Commercial Auto Liability												
21.1 Private Passenger Auto Physical Damage					2,410	2,410						
21.2 Commercial Auto Physical Damage												
22. Aircraft (all perils)												
23. Fidelity												
24. Surety												
26. Burglary and Theft												
27. Boiler and Machinery												
28. Credit												
29. International												
30. Warranty												
31. Reins nonproportional assumed property	XXX	XXX	XXX	XXX	XXX	XXX	XXX	XXX	XXX	XXX	XXX	XXX
32. Reins nonproportional assumed liability	XXX	XXX	XXX	XXX	XXX	XXX	XXX	XXX	XXX	XXX	XXX	XXX
33. Reins nonproportional assumed financial lines	XXX	XXX	XXX	XXX	XXX	XXX	XXX	XXX	XXX	XXX	XXX	XXX
34. Aggregate Write-Ins for Other Lines of Business												
35. Total (a)	26,153,168	24,988,395		12,104,587	10,279,226	11,002,363	2,109,286	72,945	81,945	235,656	1,227,972	499,397
DETAILS OF WRITE-INS												
3401.												
3402.												
3403.												
3498. Summary of remaining write-ins for Line 34 from overflow page												
3499. Totals (Lines 3401 through 3403 plus 3498)(Line 34 above)												

(a) Finance and service charges not included in Lines 1 to 35 \$ 264,272

(b) For health business on indicated lines report: Number of persons insured under PPO managed care products and number of persons insured under indemnity only products



ANNUAL STATEMENT FOR THE YEAR 2024 OF THE PROGRESSIVE ADVANCED INSURANCE COMPANY

EXHIBIT OF PREMIUMS AND LOSSES (Statutory Page 14)

NAIC Group Code 0155 BUSINESS IN THE STATE OF Utah DURING THE YEAR 2024 NAIC Company Code 11851

Line of Business	Gross Premiums, Including Policy and Membership Fees, Less Return Premiums and Premiums on Policies not Taken		3	4	5	6	7	8	9	10	11	12
	1	2										
	Direct Premiums Written	Direct Premiums Earned	Dividends Paid or Credited to Policyholders on Direct Business	Direct Unearned Premium Reserves	Direct Losses Paid (deducting salvage)	Direct Losses Incurred	Direct Losses Unpaid	Direct Defense and Cost Containment Expense Paid	Direct Defense and Cost Containment Expense Incurred	Direct Defense and Cost Containment Expense Unpaid	Commissions and Brokerage Expenses	Taxes, Licenses and Fees
1. Fire												
2.1 Allied Lines												
2.2 Multiple Peril Crop												
2.3 Federal Flood												
2.4. Private Crop												
2.5 Private Flood												
3. Farmowners Multiple Peril												
4. Homeowners Multiple Peril												
5.1 Commercial Multiple Peril (Non-Liability Portion)												
5.2 Commercial Multiple Peril (Liability Portion)												
6. Mortgage Guaranty												
8. Ocean Marine												
9.1 Inland Marine												
9.2 Pet Insurance Plans												
10. Financial Guaranty												
11.1 Medical Professional Liability - Occurrence												
11.2 Medical Professional Liability - Claims-Made												
12. Earthquake												
13.1 Comprehensive (hospital and medical) ind (b)												
13.2 Comprehensive (hospital and medical) group (b)												
14. Credit A&H (Group and Individual)												
15.1 Vision Only (b).....												
15.2 Dental Only (b)												
15.3 Disability Income (b)												
15.4 Medicare Supplement (b)												
15.5 Medicaid Title XIX (b)												
15.6 Medicare Title XVIII (b).....												
15.7 Long-Term Care (b)												
15.8 Federal Employees Health Benefits Plan (b)												
15.9 Other Health (b)												
16. Workers' Compensation												
17.1 Other Liability - Occurrence												
17.2 Other Liability - Claims-Made												
17.3 Excess Workers' Compensation												
18.1 Products Liability - Occurrence												
18.2 Products Liability - Claims-Made												
19.1 Private Passenger Auto No-Fault (Personal Injury Protection)	8,331,888	7,752,068		2,194,952	4,691,796	4,696,757	(177,610)	67,210	131,600	191,250	19	190,854
19.2 Other Private Passenger Auto Liability	159,022,423	146,734,298		42,353,947	61,018,271	79,975,581	64,231,402	391,358	1,434,796	2,869,419	576	3,638,133
19.3 Commercial Auto No-Fault (Personal Injury Protection)												
19.4 Other Commercial Auto Liability												
21.1 Private Passenger Auto Physical Damage	67,393,856	62,053,725		18,008,183	45,174,331	45,853,127	1,767,957	29,122	121,466	268,904	346	1,541,154
21.2 Commercial Auto Physical Damage												
22. Aircraft (all perils)												
23. Fidelity												
24. Surety												
26. Burglary and Theft												
27. Boiler and Machinery												
28. Credit												
29. International												
30. Warranty	9,510	3,683		5,827		578	578		7	7		215
31. Reins nonproportional assumed property	XXX	XXX	XXX	XXX	XXX	XXX	XXX	XXX	XXX	XXX	XXX	XXX
32. Reins nonproportional assumed liability	XXX	XXX	XXX	XXX	XXX	XXX	XXX	XXX	XXX	XXX	XXX	XXX
33. Reins nonproportional assumed financial lines	XXX	XXX	XXX	XXX	XXX	XXX	XXX	XXX	XXX	XXX	XXX	XXX
34. Aggregate Write-Ins for Other Lines of Business												
35. Total (a)	234,757,677	216,543,774		62,562,909	110,884,398	130,526,044	65,822,327	487,690	1,687,870	3,329,580	940	5,370,356
DETAILS OF WRITE-INS												
3401.												
3402.												
3403.												
3498. Summary of remaining write-ins for Line 34 from overflow page												
3499. Totals (Lines 3401 through 3403 plus 3498)(Line 34 above)												

(a) Finance and service charges not included in Lines 1 to 35 \$ 4,063,880
(b) For health business on indicated lines report: Number of persons insured under PPO managed care products and number of persons insured under indemnity only products



ANNUAL STATEMENT FOR THE YEAR 2024 OF THE PROGRESSIVE ADVANCED INSURANCE COMPANY

EXHIBIT OF PREMIUMS AND LOSSES (Statutory Page 14)

NAIC Group Code 0155 BUSINESS IN THE STATE OF Vermont DURING THE YEAR 2024 NAIC Company Code 11851

Line of Business	Gross Premiums, Including Policy and Membership Fees, Less Return Premiums and Premiums on Policies not Taken		3	4	5	6	7	8	9	10	11	12
	1	2										
	Direct Premiums Written	Direct Premiums Earned	Dividends Paid or Credited to Policyholders on Direct Business	Direct Unearned Premium Reserves	Direct Losses Paid (deducting salvage)	Direct Losses Incurred	Direct Losses Unpaid	Direct Defense and Cost Containment Expense Paid	Direct Defense and Cost Containment Expense Incurred	Direct Defense and Cost Containment Expense Unpaid	Commissions and Brokerage Expenses	Taxes, Licenses and Fees
1. Fire												
2.1 Allied Lines												
2.2 Multiple Peril Crop												
2.3 Federal Flood												
2.4. Private Crop												
2.5 Private Flood												
3. Farmowners Multiple Peril												
4. Homeowners Multiple Peril												
5.1 Commercial Multiple Peril (Non-Liability Portion)												
5.2 Commercial Multiple Peril (Liability Portion)												
6. Mortgage Guaranty												
8. Ocean Marine												
9.1 Inland Marine												
9.2 Pet Insurance Plans												
10. Financial Guaranty												
11.1 Medical Professional Liability - Occurrence												
11.2 Medical Professional Liability - Claims-Made												
12. Earthquake												
13.1 Comprehensive (hospital and medical) ind (b)												
13.2 Comprehensive (hospital and medical) group (b)												
14. Credit A&H (Group and Individual)												
15.1 Vision Only (b).....												
15.2 Dental Only (b)												
15.3 Disability Income (b)												
15.4 Medicare Supplement (b)												
15.5 Medicaid Title XIX (b)												
15.6 Medicare Title XVIII (b).....												
15.7 Long-Term Care (b)												
15.8 Federal Employees Health Benefits Plan (b)												
15.9 Other Health (b)												
16. Workers' Compensation												
17.1 Other Liability - Occurrence												
17.2 Other Liability - Claims-Made												
17.3 Excess Workers' Compensation												
18.1 Products Liability - Occurrence												
18.2 Products Liability - Claims-Made												
19.1 Private Passenger Auto No-Fault (Personal Injury Protection)												
19.2 Other Private Passenger Auto Liability												650
19.3 Commercial Auto No-Fault (Personal Injury Protection)												
19.4 Other Commercial Auto Liability												
21.1 Private Passenger Auto Physical Damage												
21.2 Commercial Auto Physical Damage												
22. Aircraft (all perils)												
23. Fidelity												
24. Surety												
26. Burglary and Theft												
27. Boiler and Machinery												
28. Credit												
29. International												
30. Warranty												
31. Reins nonproportional assumed property	XXX	XXX	XXX	XXX	XXX	XXX	XXX	XXX	XXX	XXX	XXX	XXX
32. Reins nonproportional assumed liability	XXX	XXX	XXX	XXX	XXX	XXX	XXX	XXX	XXX	XXX	XXX	XXX
33. Reins nonproportional assumed financial lines	XXX	XXX	XXX	XXX	XXX	XXX	XXX	XXX	XXX	XXX	XXX	XXX
34. Aggregate Write-Ins for Other Lines of Business												
35. Total (a)												650
DETAILS OF WRITE-INS												
3401.												
3402.												
3403.												
3498. Summary of remaining write-ins for Line 34 from overflow page												
3499. Totals (Lines 3401 through 3403 plus 3498)(Line 34 above)												

(a) Finance and service charges not included in Lines 1 to 35 \$
(b) For health business on indicated lines report: Number of persons insured under PPO managed care products and number of persons insured under indemnity only products



ANNUAL STATEMENT FOR THE YEAR 2024 OF THE PROGRESSIVE ADVANCED INSURANCE COMPANY

EXHIBIT OF PREMIUMS AND LOSSES (Statutory Page 14)

NAIC Group Code 0155 BUSINESS IN THE STATE OF Washington DURING THE YEAR 2024 NAIC Company Code 11851

Line of Business	Gross Premiums, Including Policy and Membership Fees, Less Return Premiums and Premiums on Policies not Taken		3	4	5	6	7	8	9	10	11	12
	1	2										
	Direct Premiums Written	Direct Premiums Earned	Dividends Paid or Credited to Policyholders on Direct Business	Direct Unearned Premium Reserves	Direct Losses Paid (deducting salvage)	Direct Losses Incurred	Direct Losses Unpaid	Direct Defense and Cost Containment Expense Paid	Direct Defense and Cost Containment Expense Incurred	Direct Defense and Cost Containment Expense Unpaid	Commissions and Brokerage Expenses	Taxes, Licenses and Fees
1. Fire												
2.1 Allied Lines												
2.2 Multiple Peril Crop												
2.3 Federal Flood												
2.4. Private Crop												
2.5 Private Flood												
3. Farmowners Multiple Peril												
4. Homeowners Multiple Peril												
5.1 Commercial Multiple Peril (Non-Liability Portion)												
5.2 Commercial Multiple Peril (Liability Portion)												
6. Mortgage Guaranty												
8. Ocean Marine												
9.1 Inland Marine												
9.2 Pet Insurance Plans												
10. Financial Guaranty												
11.1 Medical Professional Liability - Occurrence												
11.2 Medical Professional Liability - Claims-Made												
12. Earthquake												
13.1 Comprehensive (hospital and medical) ind (b)												
13.2 Comprehensive (hospital and medical) group (b)												
14. Credit A&H (Group and Individual)												
15.1 Vision Only (b).....												
15.2 Dental Only (b)												
15.3 Disability Income (b)												
15.4 Medicare Supplement (b)												
15.5 Medicaid Title XIX (b)												
15.6 Medicare Title XVIII (b).....												
15.7 Long-Term Care (b)												
15.8 Federal Employees Health Benefits Plan (b)												
15.9 Other Health (b)												
16. Workers' Compensation												
17.1 Other Liability - Occurrence												
17.2 Other Liability - Claims-Made												
17.3 Excess Workers' Compensation												
18.1 Products Liability - Occurrence												
18.2 Products Liability - Claims-Made												
19.1 Private Passenger Auto No-Fault (Personal Injury Protection)												
19.2 Other Private Passenger Auto Liability												2,350
19.3 Commercial Auto No-Fault (Personal Injury Protection)												
19.4 Other Commercial Auto Liability												
21.1 Private Passenger Auto Physical Damage												
21.2 Commercial Auto Physical Damage												
22. Aircraft (all perils)												
23. Fidelity												
24. Surety												
26. Burglary and Theft												
27. Boiler and Machinery												
28. Credit												
29. International												
30. Warranty												
31. Reins nonproportional assumed property	XXX	XXX	XXX	XXX	XXX	XXX	XXX	XXX	XXX	XXX	XXX	XXX
32. Reins nonproportional assumed liability	XXX	XXX	XXX	XXX	XXX	XXX	XXX	XXX	XXX	XXX	XXX	XXX
33. Reins nonproportional assumed financial lines	XXX	XXX	XXX	XXX	XXX	XXX	XXX	XXX	XXX	XXX	XXX	XXX
34. Aggregate Write-Ins for Other Lines of Business												
35. Total (a)												2,350
DETAILS OF WRITE-INS												
3401.												
3402.												
3403.												
3498. Summary of remaining write-ins for Line 34 from overflow page												
3499. Totals (Lines 3401 through 3403 plus 3498)(Line 34 above)												

(a) Finance and service charges not included in Lines 1 to 35 \$ and number of persons insured under indemnity only products

(b) For health business on indicated lines report: Number of persons insured under PPO managed care products and number of persons insured under indemnity only products



NAIC Group Code	0155	BUSINESS IN THE STATE OF	West Virginia	DURING THE YEAR	2024	NAIC Company Code	11851
-----------------	------	--------------------------	---------------	-----------------	------	-------------------	-------

(b) For health business on indicated lines report: Number of persons insured under PPO managed care products and number of persons insured under indemnity only products



ANNUAL STATEMENT FOR THE YEAR 2024 OF THE PROGRESSIVE ADVANCED INSURANCE COMPANY

EXHIBIT OF PREMIUMS AND LOSSES (Statutory Page 14)

NAIC Group Code 0155 BUSINESS IN THE STATE OF Wisconsin DURING THE YEAR 2024 NAIC Company Code 11851

Line of Business	Gross Premiums, Including Policy and Membership Fees, Less Return Premiums and Premiums on Policies not Taken		3	4	5	6	7	8	9	10	11	12
	1	2										
	Direct Premiums Written	Direct Premiums Earned	Dividends Paid or Credited to Policyholders on Direct Business	Direct Unearned Premium Reserves	Direct Losses Paid (deducting salvage)	Direct Losses Incurred	Direct Losses Unpaid	Direct Defense and Cost Containment Expense Paid	Direct Defense and Cost Containment Expense Incurred	Direct Defense and Cost Containment Expense Unpaid	Commissions and Brokerage Expenses	Taxes, Licenses and Fees
1. Fire												
2.1 Allied Lines												
2.2 Multiple Peril Crop												
2.3 Federal Flood												
2.4 Private Crop												
2.5 Private Flood												
3. Farmowners Multiple Peril												
4. Homeowners Multiple Peril												
5.1 Commercial Multiple Peril (Non-Liability Portion)												
5.2 Commercial Multiple Peril (Liability Portion)												
6. Mortgage Guaranty												
8. Ocean Marine												
9.1 Inland Marine												
9.2 Pet Insurance Plans												
10. Financial Guaranty												
11.1 Medical Professional Liability - Occurrence												
11.2 Medical Professional Liability - Claims-Made												
12. Earthquake												
13.1 Comprehensive (hospital and medical) ind (b)												
13.2 Comprehensive (hospital and medical) group (b)												
14. Credit A&H (Group and Individual)												
15.1 Vision Only (b).....												
15.2 Dental Only (b)												
15.3 Disability Income (b)												
15.4 Medicare Supplement (b)												
15.5 Medicaid Title XIX (b)												
15.6 Medicare Title XVIII (b).....												
15.7 Long-Term Care (b)												
15.8 Federal Employees Health Benefits Plan (b)												
15.9 Other Health (b)												
16. Workers' Compensation												
17.1 Other Liability - Occurrence												
17.2 Other Liability - Claims-Made												
17.3 Excess Workers' Compensation												
18.1 Products Liability - Occurrence												
18.2 Products Liability - Claims-Made												
19.1 Private Passenger Auto No-Fault (Personal Injury Protection)												
19.2 Other Private Passenger Auto Liability												600
19.3 Commercial Auto No-Fault (Personal Injury Protection)												
19.4 Other Commercial Auto Liability												
21.1 Private Passenger Auto Physical Damage												
21.2 Commercial Auto Physical Damage												
22. Aircraft (all perils)												
23. Fidelity												
24. Surety												
26. Burglary and Theft												
27. Boiler and Machinery												
28. Credit												
29. International												
30. Warranty												
31. Reins nonproportional assumed property	XXX	XXX	XXX	XXX	XXX	XXX	XXX	XXX	XXX	XXX	XXX	XXX
32. Reins nonproportional assumed liability	XXX	XXX	XXX	XXX	XXX	XXX	XXX	XXX	XXX	XXX	XXX	XXX
33. Reins nonproportional assumed financial lines	XXX	XXX	XXX	XXX	XXX	XXX	XXX	XXX	XXX	XXX	XXX	XXX
34. Aggregate Write-Ins for Other Lines of Business												
35. Total (a)												600
DETAILS OF WRITE-INS												
3401.												
3402.												
3403.												
3498. Summary of remaining write-ins for Line 34 from overflow page												
3499. Totals (Lines 3401 through 3403 plus 3498)(Line 34 above)												

(a) Finance and service charges not included in Lines 1 to 35 \$ and number of persons insured under indemnity only products

(b) For health business on indicated lines report: Number of persons insured under PPO managed care products and number of persons insured under indemnity only products



ANNUAL STATEMENT FOR THE YEAR 2024 OF THE PROGRESSIVE ADVANCED INSURANCE COMPANY

EXHIBIT OF PREMIUMS AND LOSSES (Statutory Page 14)

NAIC Group Code 0155 BUSINESS IN THE STATE OF Grand Total DURING THE YEAR 2024 NAIC Company Code 11851

Line of Business	Gross Premiums, Including Policy and Membership Fees, Less Return Premiums and Premiums on Policies not Taken		3	4	5	6	7	8	9	10	11	12
	1	2										
	Direct Premiums Written	Direct Premiums Earned	Dividends Paid or Credited to Policyholders on Direct Business	Direct Unearned Premium Reserves	Direct Losses Paid (deducting salvage)	Direct Losses Incurred	Direct Losses Unpaid	Direct Defense and Cost Containment Expense Paid	Direct Defense and Cost Containment Expense Incurred	Direct Defense and Cost Containment Expense Unpaid	Commissions and Brokerage Expenses	Taxes, Licenses and Fees
1. Fire												
2.1 Allied Lines												
2.2 Multiple Peril Crop												
2.3 Federal Flood												
2.4. Private Crop												
2.5 Private Flood												
3. Farmowners Multiple Peril												
4. Homeowners Multiple Peril												
5.1 Commercial Multiple Peril (Non-Liability Portion)												
5.2 Commercial Multiple Peril (Liability Portion)												
6. Mortgage Guaranty												
8. Ocean Marine												
9.1 Inland Marine	37,719,100	35,611,772		17,532,098	14,301,591	14,669,671	1,518,917	23,268	35,363	87,810	1,642,143	810,600
9.2 Pet Insurance Plans												
10. Financial Guaranty												
11.1 Medical Professional Liability - Occurrence												
11.2 Medical Professional Liability - Claims-Made												
12. Earthquake												
13.1 Comprehensive (hospital and medical) ind (b)												
13.2 Comprehensive (hospital and medical) group (b)												
14. Credit A&H (Group and Individual)												
15.1 Vision Only (b).....												
15.2 Dental Only (b)												
15.3 Disability Income (b)												
15.4 Medicare Supplement (b)												
15.5 Medicaid Title XIX (b)												
15.6 Medicare Title XVIII (b).....												
15.7 Long-Term Care (b)												
15.8 Federal Employees Health Benefits Plan (b)												
15.9 Other Health (b)												
16. Workers' Compensation												
17.1 Other Liability - Occurrence	8,670,551	8,315,999		4,078,286	2,410,926	3,262,499	3,022,689	104,987	136,424	368,496	365,903	200,017
17.2 Other Liability - Claims-Made												
17.3 Excess Workers' Compensation												
18.1 Products Liability - Occurrence												
18.2 Products Liability - Claims-Made												
19.1 Private Passenger Auto No-Fault (Personal Injury Protection)	235,360,669	220,200,112		62,658,261	121,110,759	133,966,369	109,727,406	11,450,260	16,276,005	30,716,374	5,550	6,490,903
19.2 Other Private Passenger Auto Liability	2,265,504,507	2,146,496,175		590,482,836	1,028,543,569	1,201,827,213	1,136,725,744	28,577,810	43,216,092	99,208,464	1,047,237	55,030,100
19.3 Commercial Auto No-Fault (Personal Injury Protection)												
19.4 Other Commercial Auto Liability												
21.1 Private Passenger Auto Physical Damage	1,616,126,049	1,541,575,581		428,281,319	1,014,485,047	1,037,783,664	37,767,514	1,001,060	1,282,950	4,782,636	2,195,974	36,452,330
21.2 Commercial Auto Physical Damage												
22. Aircraft (all perils)												
23. Fidelity												
24. Surety												
26. Burglary and Theft												
27. Boiler and Machinery												
28. Credit												
29. International												
30. Warranty	51,348	26,392		24,956		3,386	3,386		53	53		1,059
31. Reins nonproportional assumed property	XXX	XXX	XXX	XXX	XXX	XXX	XXX	XXX	XXX	XXX	XXX	XXX
32. Reins nonproportional assumed liability	XXX	XXX	XXX	XXX	XXX	XXX	XXX	XXX	XXX	XXX	XXX	XXX
33. Reins nonproportional assumed financial lines	XXX	XXX	XXX	XXX	XXX	XXX	XXX	XXX	XXX	XXX	XXX	XXX
34. Aggregate Write-Ins for Other Lines of Business												
35. Total (a)	4,163,432,224	3,952,226,031		1,103,057,757	2,180,851,891	2,391,512,802	1,288,765,656	41,157,384	60,946,887	135,163,833	5,256,807	98,985,010
DETAILS OF WRITE-INS												
3401.												
3402.												
3403.												
3498. Summary of remaining write-ins for Line 34 from overflow page												
3499. Totals (Lines 3401 through 3403 plus 3498)(Line 34 above)												

(a) Finance and service charges not included in Lines 1 to 35 \$ 58,694,882
(b) For health business on indicated lines report: Number of persons insured under PPO managed care products and number of persons insured under indemnity only products

ANNUAL STATEMENT FOR THE YEAR 2024 OF THE PROGRESSIVE ADVANCED INSURANCE COMPANY

SCHEDULE F - PART 1

Assumed Reinsurance as of December 31, Current Year (\$000 Omitted)

[illegible]

ANNUAL STATEMENT FOR THE YEAR 2024 OF THE PROGRESSIVE ADVANCED INSURANCE COMPANY

SCHEDULE F - PART 2

Premium Portfolio Reinsurance Effected or (Canceled) during Current Year	2019	2018
Reinsurance Effected	100	100
Reinsurance Canceled	0	0
Total	100	100

1 ID Number	2 NAIC Company Code	3 Name of Company	4 Date of Contract	5 Original Premium	6 Reinsurance Premium
NONE					

ANNUAL STATEMENT FOR THE YEAR 2024 OF THE PROGRESSIVE ADVANCED INSURANCE COMPANY

SCHEDULE F - PART 3

Ceded Reinsurance as of December 31, Current Year (\$000 Omitted)

1	2	3	4	5	6	Reinsurance Recoverable On									16	Reinsurance Payable		19	20
						7	8	9	10	11	12	13	14	15		17	18		
ID Number	NAIC Com- pany Code	Name of Reinsurer	Domiciliary Jurisdiction	Special Code	Reinsurance Premiums Ceded	Paid Losses	Paid LAE	Known Case Loss Reserves	Known Case LAE Reserves	IBNR Loss Reserves	IBNR LAE Reserves	Unearned Premiums	Contingent Commis- sions	Columns 7 through 14 Totals	Amount in Dispute included in Column 15	Ceded Balances Payable	Other Amounts Due to Reinsurers	Net Amount Recoverable From Reinsurers Cols. 15 - [17 + 18]	Funds Held by Company Under Reinsurance Treaties
34-1524319	16322	PROGRESSIVE DIRECT INSURANCE COMPANY	OH		4,163,426	28,885	4,503	1,027,593	181,087	261,168	70,709	1,103,055		2,677,000		50,053		2,626,947	
0199999. Total Authorized - Affiliates - U.S. Intercompany Pooling					4,163,426	28,885	4,503	1,027,593	181,087	261,168	70,709	1,103,055		2,677,000		50,053		2,626,947	
0499999. Total Authorized - Affiliates - U.S. Non-Pool																			
0799999. Total Authorized - Affiliates - Other (Non-U.S.)																			
0899999. Total Authorized - Affiliates					4,163,426	28,885	4,503	1,027,593	181,087	261,168	70,709	1,103,055		2,677,000		50,053		2,626,947	
38-3207001	10166	ACCIDENT FUND INS CO OF AMER	MI		1							1		1				1	
95-2769232	27847	INSURANCE COMPANY OF THE WEST	CA							1				1				1	
13-1675535	25364	SWISS REINSURANCE AMERICA CORPORATION	NY		4					3		2		5		(1)		6	
13-3088732	40517	WCF NATIONAL INS CO	UT		1					1				1		(1)		2	
0999999. Total Authorized - Other U.S. Unaffiliated Insurers					6					5		3		8		(2)		10	
1499999. Total Authorized Excluding Protected Cells (Sum of 0899999, 0999999, 1099999, 1199999 and 1299999)					4,163,432	28,885	4,503	1,027,593	181,087	261,173	70,709	1,103,058		2,677,008		50,051		2,626,957	
1899999. Total Unauthorized - Affiliates - U.S. Non-Pool																			
2199999. Total Unauthorized - Affiliates - Other (Non-U.S.)																			
2299999. Total Unauthorized - Affiliates																			
2899999. Total Unauthorized Excluding Protected Cells (Sum of 2299999, 2399999, 2499999, 2599999 and 2699999)																			
3299999. Total Certified - Affiliates - U.S. Non-Pool																			
3599999. Total Certified - Affiliates - Other (Non-U.S.)																			
3699999. Total Certified - Affiliates																			
4299999. Total Certified Excluding Protected Cells (Sum of 3699999, 3799999, 3899999, 3999999 and 4099999)																			
4699999. Total Reciprocal Jurisdiction - Affiliates - U.S. Non-Pool																			
4999999. Total Reciprocal Jurisdiction - Affiliates - Other (Non-U.S.)																			
5099999. Total Reciprocal Jurisdiction - Affiliates																			
5699999. Total Reciprocal Jurisdiction Excluding Protected Cells (Sum of 5099999, 5199999, 5299999, 5399999 and 5499999)																			
5799999. Total Authorized, Unauthorized, Reciprocal Jurisdiction and Certified Excluding Protected Cells (Sum of 1499999, 2899999, 4299999 and 5699999)					4,163,432	28,885	4,503	1,027,593	181,087	261,173	70,709	1,103,058		2,677,008		50,051		2,626,957	
5899999. Total Protected Cells (Sum of 1399999, 2799999, 4199999 and 5599999)																			
9999999 Totals					4,163,432	28,885	4,503	1,027,593	181,087	261,173	70,709	1,103,058		2,677,008		50,051		2,626,957	

ANNUAL STATEMENT FOR THE YEAR 2024 OF THE PROGRESSIVE ADVANCED INSURANCE COMPANY

SCHEDULE F - PART 3 (Continued)

Ceded Reinsurance as of December 31, Current Year (\$000 Omitted)
(Credit Risk)

ID Number From Col. 1	Name of Reinsurer From Col. 3	Collateral				25	26	27	Ceded Reinsurance Credit Risk								
		21	22	23	24				28	29	30	31	32	33	34	35	36
		Multiple Beneficiary Trusts	Letters of Credit	Issuing or Confirming Bank Reference Number	Single Beneficiary Trusts & Other Allowable Collateral	Total Funds Held, Payables & Collateral	Net Recoverable Net of Funds Held & Collateral	Applicable Sch. F Penalty (Col. 78)	Total Amount Recoverable from Reinsurers Less Penalty (Cols. 15-27)	Stressed Recoverable (Col. 28 * 120%)	Reinsurance Payable & Funds Held (Cols. 17+18+20; but not in excess of Col. 29)	Stressed Net Recoverable (Cols. 29-30)	Total Collateral (Cols. 21+22 + 24, not in Excess of Col. 31)	Stressed Net Recoverable Net of Collateral Offsets (Cols. 31-32)	Reinsurer Designation Equivalent	Credit Risk on Collateralized Recoverables (Col. 32 * Factor Applicable to Reinsurer Designation Equivalent in Col. 34)	Credit Risk on Un- collateralized Recoverables (Col. 33 * Factor Applicable to Reinsurer Designation Equivalent in Col. 34)
34-1524319 ..	PROGRESSIVE DIRECT INSURANCE COMPANY	50,053	2,626,947	XXX	XXX	XXX	XXX	XXX	XXX	XXX	XXX	XXX
0199999. Total Authorized - Affiliates - U.S. Intercompany Pooling				XXX		50,053	2,626,947		XXX	XXX	XXX	XXX	XXX	XXX	XXX	XXX	XXX
0499999. Total Authorized - Affiliates - U.S. Non-Pool				XXX					XXX	XXX	XXX	XXX	XXX	XXX	XXX	XXX	XXX
0799999. Total Authorized - Affiliates - Other (Non-U.S.)				XXX											XXX		
0899999. Total Authorized - Affiliates				XXX		50,053	2,626,947								XXX		
38-3207001 ..	ACCIDENT FUND INS CO OF AMER		1	1	1		1		1	3
95-2769232 ..	INSURANCE COMPANY OF THE WEST		1	1	1		1		1	3
13-1675535 ..	SWISS REINSURANCE AMERICA CORPORATION	(1)		5	6	(1)	7		7	2
13-3088732 ..	WCF NATIONAL INS CO	(1)	2	1	1	(1)	2		2	3
0999999. Total Authorized - Other U.S. Unaffiliated Insurers				XXX		(2)	10		8	10	(2)	12		12	XXX		
1499999. Total Authorized Excluding Protected Cells (Sum of 0899999, 0999999, 1099999, 1199999 and 1299999)				XXX		50,051	2,626,957		8	10	(2)	12		12	XXX		
1899999. Total Unauthorized - Affiliates - U.S. Non-Pool				XXX					XXX	XXX	XXX	XXX	XXX	XXX	XXX	XXX	XXX
2199999. Total Unauthorized - Affiliates - Other (Non-U.S.)				XXX											XXX		
2299999. Total Unauthorized - Affiliates				XXX											XXX		
2899999. Total Unauthorized Excluding Protected Cells (Sum of 2299999, 2399999, 2499999, 2599999 and 2699999)				XXX											XXX		
3299999. Total Certified - Affiliates - U.S. Non-Pool				XXX					XXX	XXX	XXX	XXX	XXX	XXX	XXX	XXX	XXX
3599999. Total Certified - Affiliates - Other (Non-U.S.)				XXX											XXX		
3699999. Total Certified - Affiliates				XXX											XXX		
4299999. Total Certified Excluding Protected Cells (Sum of 3699999, 3799999, 3899999, 3999999 and 4099999)				XXX											XXX		
4699999. Total Reciprocal Jurisdiction - Affiliates - U.S. Non-Pool				XXX					XXX	XXX	XXX	XXX	XXX	XXX	XXX	XXX	XXX
4999999. Total Reciprocal Jurisdiction - Affiliates - Other (Non-U.S.)				XXX											XXX		
5099999. Total Reciprocal Jurisdiction - Affiliates				XXX											XXX		
5699999. Total Reciprocal Jurisdiction Excluding Protected Cells (Sum of 5099999, 5199999, 5299999, 5399999 and 5499999)				XXX											XXX		
5799999. Total Authorized, Unauthorized, Reciprocal Jurisdiction and Certified Excluding Protected Cells (Sum of 1499999, 2899999, 4299999 and 5699999)				XXX		50,051	2,626,957		8	10	(2)	12		12	XXX		
5899999. Total Protected Cells (Sum of 1399999, 2799999, 4199999 and 5599999)				XXX					XXX	XXX	XXX	XXX	XXX	XXX	XXX	XXX	XXX
9999999 Totals				XXX		50,051	2,626,957		8	10	(2)	12		12	XXX		

ANNUAL STATEMENT FOR THE YEAR 2024 OF THE PROGRESSIVE ADVANCED INSURANCE COMPANY

SCHEDULE F - PART 3 (Continued)

Ceded Reinsurance as of December 31, Current Year (\$000 Omitted)

(Aging of Ceded Reinsurance)

ID Number From Col. 1	Name of Reinsurer From Col. 3	Reinsurance Recoverable on Paid Losses and Paid Loss Adjustment Expenses							44 Total Recoverable on Paid Losses & LAE Amounts in Dispute Included in Col. 43	45 Recoverable on Paid Losses & LAE Over 90 Days Past Due Amounts in Dispute Included in Cols. 40 & 41	46 Total Recoverable on Paid Losses & LAE Amounts Not in Dispute (Cols 43-44)	47 Recoverable on Paid Losses & LAE Over 90 Days Past Due Amounts Not in Dispute (Cols. 40 + 41 - 45)	48 Amounts Received Prior 90 Days	49 Percentage Overdue Col. 42/Col. 43	50 Percentage of Amounts More Than 90 Days Overdue Not in Dispute (Col. 47/(Cols. 46+48))	51 Percentage More Than 120 Days Overdue (Col. 41/ Col. 43)	52 Is the Amount in Col. 50 Less Than 20%? (Yes or No)	53 Amounts in Col. 47 for Reinsurers with Values Less Than 20% in Col. 50	
		37 Current	Overdue					43 Total Due Cols. 37+42 (In total should equal Cols. 7+8)											
			38 1 - 29 Days	39 30 - 90 Days	40 91 - 120 Days	41 Over 120 Days	42 Total Overdue Cols. 38+39 +40+41												
34-1524319 ..	PROGRESSIVE DIRECT INSURANCE COMPANY	33,388						33,388			33,388							YES	
0199999. Total Authorized - Affiliates - U.S. Intercompany Pooling		33,388						33,388			33,388							XXX	
0499999. Total Authorized - Affiliates - U.S. Non-Pool																		XXX	
0799999. Total Authorized - Affiliates - Other (Non-U.S.)																		XXX	
0899999. Total Authorized - Affiliates		33,388						33,388			33,388							XXX	
38-3207001 ..	ACCIDENT FUND INS CO OF AMER																	YES	
95-2769232 ..	INSURANCE COMPANY OF THE WEST																	YES	
13-1675535 ..	SWISS REINSURANCE AMERICA CORPORATION																	YES	
13-3088732 ..	WCF NATIONAL INS CO																	YES	
0999999. Total Authorized - Other U.S. Unaffiliated Insurers																		XXX	
1499999. Total Authorized Excluding Protected Cells (Sum of 0899999, 0999999, 1099999, 1199999 and 1299999)		33,388						33,388			33,388							XXX	
1899999. Total Unauthorized - Affiliates - U.S. Non-Pool																		XXX	
2199999. Total Unauthorized - Affiliates - Other (Non-U.S.)																		XXX	
2299999. Total Unauthorized - Affiliates																		XXX	
2899999. Total Unauthorized Excluding Protected Cells (Sum of 2299999, 2399999, 2499999, 2599999 and 2699999)																		XXX	
3299999. Total Certified - Affiliates - U.S. Non-Pool																		XXX	
3599999. Total Certified - Affiliates - Other (Non-U.S.)																		XXX	
3699999. Total Certified - Affiliates																		XXX	
4299999. Total Certified Excluding Protected Cells (Sum of 3699999, 3799999, 3899999, 3999999 and 4099999)																		XXX	
4699999. Total Reciprocal Jurisdiction - Affiliates - U.S. Non-Pool																		XXX	
4999999. Total Reciprocal Jurisdiction - Affiliates - Other (Non-U.S.)																		XXX	
5099999. Total Reciprocal Jurisdiction - Affiliates																		XXX	
5699999. Total Reciprocal Jurisdiction Excluding Protected Cells (Sum of 5099999, 5199999, 5299999, 5399999 and 5499999)																		XXX	
5799999. Total Authorized, Unauthorized, Reciprocal Jurisdiction and Certified Excluding Protected Cells (Sum of 1499999, 2899999, 4299999 and 5699999)		33,388						33,388			33,388							XXX	
5899999. Total Protected Cells (Sum of 1399999, 2799999, 4199999 and 5599999)																		XXX	
9999999 Totals		33,388						33,388			33,388							XXX	

ANNUAL STATEMENT FOR THE YEAR 2024 OF THE PROGRESSIVE ADVANCED INSURANCE COMPANY

SCHEDULE F - PART 3 (Continued)

Ceded Reinsurance as of December 31, Current Year (\$000 Omitted)
(Provision for Reinsurance for Certified Reinsurers)

ID Number From Col. 1	Name of Reinsurer From Col. 3	Provision for Certified Reinsurance														Complete if Col. 52 = "No"; Otherwise Enter 0		69 Provision for Overdue Reinsurance Ceded to Certified Reinsurers (Greater of [Col. 62 + Col. 65] or Col.68; not to Exceed Col. 63)
		54	55	56	57	58	59	60 Percent of Collateral Provided for Net Recoverables Subject to Collateral Requirements ([Col. 20 + Col. 21 + Col. 22 + Col. 24] / Col. 58)	61 Percent Credit Allowed on Net Recoverables Subject to Collateral Requirements (Col. 60 / Col. 56, not to exceed 100%)	62 20% of Recoverable on Paid Losses & LAE Over 90 Days Past Due Amounts in Dispute (Col. 45 * 20%)	63 Amount of Credit Allowed for Net Recoverables (Col. 57 + [Col. 58 * Col. 61])	64 Provision for Reinsurance with Certified Reinsurers Due to Collateral Deficiency (Col. 19 - Col. 63)	65 20% of Recoverable on Paid Losses & LAE Over 90 Days Past Due Amounts Not in Dispute (Col. 47 * 20%)	66 Total Collateral Provided (Col. 20 + Col. 21 + Col. 22 + Col. 24, not to Exceed Col. 63)		67 Net Unsecured Recoverable for Which Credit is Allowed (Col. 63 - Col. 66)	68 20% of Amount in Col. 67	
		Certified Reinsurer Rating (1 through 6)	Effective Date of Certified Reinsurer Rating	Percent Collateral Required for Full Credit (0% through 100%)	Catastrophe Recoverables Qualifying for Collateral Deferral	Net Recoverables Subject to Collateral Requirements for Full Credit (Col. 19 - Col. 57)	Dollar Amount of Collateral Required (Col. 56 * Col. 58)											
34-1524319 ..	PROGRESSIVE DIRECT INSURANCE COMPANY	XXX	XXX	XXX	XXX	XXX	XXX	XXX	XXX	XXX	XXX	XXX	XXX	XXX	XXX	XXX	XXX	XXX
0199999. Total Authorized - Affiliates - U.S. Intercompany Pooling				XXX	XXX	XXX	XXX	XXX	XXX	XXX	XXX	XXX	XXX	XXX	XXX	XXX	XXX	XXX
0499999. Total Authorized - Affiliates - U.S. Non-Pool				XXX	XXX	XXX	XXX	XXX	XXX	XXX	XXX	XXX	XXX	XXX	XXX	XXX	XXX	XXX
0799999. Total Authorized - Affiliates - Other (Non-U.S.)				XXX	XXX	XXX	XXX	XXX	XXX	XXX	XXX	XXX	XXX	XXX	XXX	XXX	XXX	XXX
0899999. Total Authorized - Affiliates				XXX	XXX	XXX	XXX	XXX	XXX	XXX	XXX	XXX	XXX	XXX	XXX	XXX	XXX	XXX
38-3207001 ..	ACCIDENT FUND INS CO OF AMER	XXX	XXX	XXX	XXX	XXX	XXX	XXX	XXX	XXX	XXX	XXX	XXX	XXX	XXX	XXX	XXX	XXX
95-2769232 ..	INSURANCE COMPANY OF THE WEST	XXX	XXX	XXX	XXX	XXX	XXX	XXX	XXX	XXX	XXX	XXX	XXX	XXX	XXX	XXX	XXX	XXX
13-1675535 ..	SWISS REINSURANCE AMERICA CORPORATION	XXX	XXX	XXX	XXX	XXX	XXX	XXX	XXX	XXX	XXX	XXX	XXX	XXX	XXX	XXX	XXX	XXX
13-3088732 ..	WCF NATIONAL INS CO	XXX	XXX	XXX	XXX	XXX	XXX	XXX	XXX	XXX	XXX	XXX	XXX	XXX	XXX	XXX	XXX	XXX
0999999. Total Authorized - Other U.S. Unaffiliated Insurers				XXX	XXX	XXX	XXX	XXX	XXX	XXX	XXX	XXX	XXX	XXX	XXX	XXX	XXX	XXX
1499999. Total Authorized Excluding Protected Cells (Sum of 0899999, 0999999, 1099999, 1199999 and 1299999)				XXX	XXX	XXX	XXX	XXX	XXX	XXX	XXX	XXX	XXX	XXX	XXX	XXX	XXX	XXX
1899999. Total Unauthorized - Affiliates - U.S. Non-Pool				XXX	XXX	XXX	XXX	XXX	XXX	XXX	XXX	XXX	XXX	XXX	XXX	XXX	XXX	XXX
2199999. Total Unauthorized - Affiliates - Other (Non-U.S.)				XXX	XXX	XXX	XXX	XXX	XXX	XXX	XXX	XXX	XXX	XXX	XXX	XXX	XXX	XXX
2299999. Total Unauthorized - Affiliates				XXX	XXX	XXX	XXX	XXX	XXX	XXX	XXX	XXX	XXX	XXX	XXX	XXX	XXX	XXX
2899999. Total Unauthorized Excluding Protected Cells (Sum of 2299999, 2399999, 2499999, 2599999 and 2699999)				XXX	XXX	XXX	XXX	XXX	XXX	XXX	XXX	XXX	XXX	XXX	XXX	XXX	XXX	XXX
3299999. Total Certified - Affiliates - U.S. Non-Pool				XXX				XXX	XXX									
3599999. Total Certified - Affiliates - Other (Non-U.S.)				XXX				XXX	XXX									
3699999. Total Certified - Affiliates				XXX				XXX	XXX									
4299999. Total Certified Excluding Protected Cells (Sum of 3699999, 3799999, 3899999, 3999999 and 4099999)				XXX				XXX	XXX									
4699999. Total Reciprocal Jurisdiction - Affiliates - U.S. Non-Pool				XXX	XXX	XXX	XXX	XXX	XXX	XXX	XXX	XXX	XXX	XXX	XXX	XXX	XXX	XXX
4999999. Total Reciprocal Jurisdiction - Affiliates - Other (Non-U.S.)				XXX	XXX	XXX	XXX	XXX	XXX	XXX	XXX	XXX	XXX	XXX	XXX	XXX	XXX	XXX
5099999. Total Reciprocal Jurisdiction - Affiliates				XXX	XXX	XXX	XXX	XXX	XXX	XXX	XXX	XXX	XXX	XXX	XXX	XXX	XXX	XXX
5699999. Total Reciprocal Jurisdiction Excluding Protected Cells (Sum of 5099999, 5199999, 5299999, 5399999 and 5499999)				XXX	XXX	XXX	XXX	XXX	XXX	XXX	XXX	XXX	XXX	XXX	XXX	XXX	XXX	XXX
5799999. Total Authorized, Unauthorized, Reciprocal Jurisdiction and Certified Excluding Protected Cells (Sum of 1499999, 2899999, 4299999 and 5699999)				XXX				XXX	XXX									
5899999. Total Protected Cells (Sum of 1399999, 2799999, 4199999 and 5599999)				XXX				XXX	XXX									
9999999 Totals				XXX				XXX	XXX									

ANNUAL STATEMENT FOR THE YEAR 2024 OF THE PROGRESSIVE ADVANCED INSURANCE COMPANY

SCHEDULE F - PART 3 (Continued)

Ceded Reinsurance as of December 31, Current Year (\$000 Omitted)
(Total Provision for Reinsurance)

ID Number From Col. 1	Name of Reinsurer From Col. 3	70 20% of Recoverable on Paid Losses & LAE Over 90 Days past Due Amounts Not in Dispute (Col. 47 * 20%)	Provision for Unauthorized Reinsurance		Provision for Overdue Authorized and Reciprocal Jurisdiction Reinsurance		Total Provision for Reinsurance			
			71	72	73 Complete if Col. 52 = "Yes"; Otherwise Enter 0 20% of Recoverable on Paid Losses & LAE Over 90 Days Past Due Amounts Not in Dispute + 20% of Amounts in Dispute ([Col. 47 * 20%] + [Col. 45 * 20%])	74 Complete if Col. 52 = "No"; Otherwise Enter 0 Greater of 20% of Net Recoverable Net of Funds Held & Collateral, or 20% of Recoverable on Paid Losses & LAE Over 90 Days Past Due (Greater of Col. 26 * 20% or Cols. [40 + 41] * 20%)	75 Provision for Amounts Ceded to Authorized and Reciprocal Jurisdiction Reinsurers (Cols. 73 + 74)	76 Provision for Amounts Ceded to Unauthorized Reinsurers (Cols. 71 + 72 Not in Excess of Col. 15)	77 Provision for Amounts Ceded to Certified Reinsurers (Cols. 64 + 69)	78 Total Provision for Reinsurance (Cols. 75 + 76 + 77)
34-1524319 ..	PROGRESSIVE DIRECT INSURANCE COMPANY		XXX	XXX				XXX	XXX	
0199999. Total Authorized - Affiliates - U.S. Intercompany Pooling			XXX	XXX				XXX	XXX	
0499999. Total Authorized - Affiliates - U.S. Non-Pool			XXX	XXX				XXX	XXX	
0799999. Total Authorized - Affiliates - Other (Non-U.S.)			XXX	XXX				XXX	XXX	
0899999. Total Authorized - Affiliates			XXX	XXX				XXX	XXX	
38-3207001 ..	ACCIDENT FUND INS CO OF AMER		XXX	XXX				XXX	XXX	
95-2769232 ..	INSURANCE COMPANY OF THE WEST		XXX	XXX				XXX	XXX	
13-1675535 ..	SWISS REINSURANCE AMERICA CORPORATION		XXX	XXX				XXX	XXX	
13-3088732 ..	IWCF NATIONAL INS CO		XXX	XXX				XXX	XXX	
0999999. Total Authorized - Other U.S. Unaffiliated Insurers			XXX	XXX				XXX	XXX	
1499999. Total Authorized Excluding Protected Cells (Sum of 0899999, 0999999, 1099999, 1199999 and 1299999)			XXX	XXX				XXX	XXX	
1899999. Total Unauthorized - Affiliates - U.S. Non-Pool					XXX	XXX	XXX		XXX	
2199999. Total Unauthorized - Affiliates - Other (Non-U.S.)					XXX	XXX	XXX		XXX	
2299999. Total Unauthorized - Affiliates					XXX	XXX	XXX		XXX	
2899999. Total Unauthorized Excluding Protected Cells (Sum of 2299999, 2399999, 2499999, 2599999 and 2699999)					XXX	XXX	XXX		XXX	
3299999. Total Certified - Affiliates - U.S. Non-Pool		XXX	XXX	XXX	XXX	XXX	XXX	XXX		
3599999. Total Certified - Affiliates - Other (Non-U.S.)		XXX	XXX	XXX	XXX	XXX	XXX	XXX		
3699999. Total Certified - Affiliates		XXX	XXX	XXX	XXX	XXX	XXX	XXX		
4299999. Total Certified Excluding Protected Cells (Sum of 3699999, 3799999, 3899999, 3999999 and 4099999)		XXX	XXX	XXX	XXX	XXX	XXX	XXX		
4699999. Total Reciprocal Jurisdiction - Affiliates - U.S. Non-Pool			XXX	XXX				XXX	XXX	
4999999. Total Reciprocal Jurisdiction - Affiliates - Other (Non-U.S.)			XXX	XXX				XXX	XXX	
5099999. Total Reciprocal Jurisdiction - Affiliates			XXX	XXX				XXX	XXX	
5699999. Total Reciprocal Jurisdiction Excluding Protected Cells (Sum of 5099999, 5199999, 5299999, 5399999 and 5499999)			XXX	XXX				XXX	XXX	
5799999. Total Authorized, Unauthorized, Reciprocal Jurisdiction and Certified Excluding Protected Cells (Sum of 1499999, 2899999, 4299999 and 5699999)										
5899999. Total Protected Cells (Sum of 1399999, 2799999, 4199999 and 5599999)										
9999999 Totals										

ANNUAL STATEMENT FOR THE YEAR 2024 OF THE PROGRESSIVE ADVANCED INSURANCE COMPANY

SCHEDULE F - PART 4

Issuing or Confirming Banks for Letters of Credit from Schedule F, Part 3 (\$000 Omitted)

1 Issuing or Confirming Bank Reference Number Used in Col. 23 of Sch F Part 3	2 Letters of Credit Code	3 American Bankers Association (ABA) Routing Number	4 Issuing or Confirming Bank Name	5 Letters of Credit Amount
			NONE	
Total				

ANNUAL STATEMENT FOR THE YEAR 2024 OF THE PROGRESSIVE ADVANCED INSURANCE COMPANY

SCHEDULE F - PART 5

Interrogatories for Schedule F, Part 3 (000 Omitted)

A. Report the five largest provisional commission rates included in the cedant's reinsurance treaties. The commission rate to be reported is by contract with ceded premium in excess of \$50,000:

	1	2	3
	Name of Reinsurer	Commission Rate	Ceded Premium
1.	0.000
2.	0.000
3.	0.000
4.	0.000
5.	0.000

B. Report the five largest reinsurance recoverables reported in Schedule F, Part 3, Column 15, due from any one reinsurer (based on the total recoverables, Schedule F, Part 3,Line 9999999, Column 15), the amount of ceded premium, and indicate whether the recoverables are due from an affiliated insurer.

	1	2	3	4
	Name of Reinsurer	Total Recoverables	Ceded Premiums	Affiliated
6.	PROGRESSIVE DIRECT INSURANCE COMPANY	2,677,000	4,163,426	Yes [X] No []
7.	SWISS REINSURANCE AMERICA CORPORATION	5	4	Yes [] No [X]
8.	WCF NATIONAL INS CO	1	1	Yes [] No [X]
9.	ACCIDENT FUND INS CO OF AMER	1	1	Yes [] No [X]
10.	INSURANCE COMPANY OF THE WEST	1		Yes [] No [X]

NOTE: Disclosure of the five largest provisional commission rates should exclude mandatory pools and joint underwriting associations.

SCHEDULE F - PART 6

Restatement of Balance Sheet to Identify Net Credit for Reinsurance

	1 As Reported (Net of Ceded)	2 Restatement Adjustments	3 Restated (Gross of Ceded)
ASSETS (Page 2, Col. 3)			
1. Cash and invested assets (Line 12)	424,880,443		424,880,443
2. Premiums and considerations (Line 15)	737,815,485		737,815,485
3. Reinsurance recoverable on loss and loss adjustment expense payments (Line 16.1)	33,388,026	(33,388,026)	
4. Funds held by or deposited with reinsured companies (Line 16.2)			
5. Other assets	349,601,913		349,601,913
6. Net amount recoverable from reinsurers		2,626,956,934	2,626,956,934
7. Protected cell assets (Line 27)			
8. Totals (Line 28)	1,545,685,867	2,593,568,908	4,139,254,775
LIABILITIES (Page 3)			
9. Losses and loss adjustment expenses (Lines 1 through 3)	399,836,341	1,540,562,000	1,940,398,341
10. Taxes, expenses, and other obligations (Lines 4 through 8)	21,752,954		21,752,954
11. Unearned premiums (Line 9)	294,768,528	1,103,058,000	1,397,826,528
12. Advance premiums (Line 10)	16,355,415		16,355,415
13. Dividends declared and unpaid (Line 11.1 and 11.2)			
14. Ceded reinsurance premiums payable (net of ceding commissions (Line 12)	50,051,092	(50,051,092)	
15. Funds held by company under reinsurance treaties (Line 13)			
16. Amounts withheld or retained by company for account of others (Line 14)			
17. Provision for reinsurance (Line 16)			
18. Other liabilities	105,825,178		105,825,178
19. Total liabilities excluding protected cell business (Line 26)	888,589,508	2,593,568,908	3,482,158,416
20. Protected cell liabilities (Line 27)			
21. Surplus as regards policyholders (Line 37)	657,096,359	XXX	657,096,359
22. Totals (Line 38)	1,545,685,867	2,593,568,908	4,139,254,775

NOTE: Is the restatement of this exhibit the result of grossing up balances ceded to affiliates under 100 percent reinsurance or pooling arrangements? Yes [X] No []

If yes, give full explanation: SEE NOTES TO FINANCIAL STATEMENTS #26

Schedule H - Part 1 - Analysis of Underwriting Operations

N O N E

Schedule H - Part 2 - Reserves and Liabilities

N O N E

Schedule H - Part 3 - Test of Prior Year's Claim Reserves and Liabilities

N O N E

Schedule H - Part 4 - Reinsurance

N O N E

Schedule H - Part 5 - Health Claims

N O N E

ANNUAL STATEMENT FOR THE YEAR 2024 OF THE PROGRESSIVE ADVANCED INSURANCE COMPANY

SCHEDULE P - PART 1A - HOMEOWNERS/FARMOWNERS

(\$000 OMITTED)

Years in Which Premiums Were Earned and Losses Were Incurred	Premiums Earned			Loss and Loss Expense Payments								12
	1 Direct and Assumed	2 Ceded	3 Net (1 - 2)	Loss Payments		Defense and Cost Containment Payments		Adjusting and Other Payments		10 Salvage and Subrogation Received	11 Total Net Paid Cols (4 - 5 + 6 - 7 + 8 - 9)	Number of Claims Reported Direct and Assumed
				4	5	6	7	8	9			
				Direct and Assumed	Ceded	Direct and Assumed	Ceded	Direct and Assumed	Ceded			
1. Prior.....XXX.....XXX.....XXX.....								XXX.....
2. 2015.....												
3. 2016.....												
4. 2017.....												
5. 2018.....												
6. 2019.....												
7. 2020.....												
8. 2021.....												
9. 2022.....												
10. 2023.....												
11. 2024.....												
12. Totals	XXX	XXX	XXX									XXX

	Losses Unpaid				Defense and Cost Containment Unpaid				Adjusting and Other Unpaid		23	24	25
	Case Basis		Bulk + IBNR		Case Basis		Bulk + IBNR						
	13	14	15	16	17	18	19	20	21	22			
	Direct and Assumed	Ceded	Direct and Assumed	Ceded	Direct and Assumed	Ceded	Direct and Assumed	Ceded	Direct and Assumed	Ceded			
1. Prior.....													
2. 2015.....													
3. 2016.....													
4. 2017.....													
5. 2018.....													
6. 2019.....													
7. 2020.....													
8. 2021.....													
9. 2022.....													
10. 2023.....													
11. 2024.....													
12. Totals													

	Total Losses and Loss Expenses Incurred			Loss and Loss Expense Percentage (Incurred /Premiums Earned)			Nontabular Discount		34 Inter-Company Pooling Participation Percentage	Net Balance Sheet Reserves After Discount	
	26	27	28	29	30	31	32	33		35	36
	Direct and Assumed	Ceded	Net	Direct and Assumed	Ceded	Net	Loss	Loss Expense		Losses Unpaid	Loss Expenses Unpaid
1. Prior.....	XXX.....	XXX.....	XXX.....	XXX.....	XXX.....	XXX.....			XXX.....		
2. 2015.....									4.0		
3. 2016.....									4.0		
4. 2017.....									4.0		
5. 2018.....									4.0		
6. 2019.....									4.0		
7. 2020.....									4.0		
8. 2021.....									4.0		
9. 2022.....									4.0		
10. 2023.....									4.0		
11. 2024.....									4.0		
12. Totals	XXX	XXX	XXX	XXX	XXX	XXX			XXX		

ANNUAL STATEMENT FOR THE YEAR 2024 OF THE PROGRESSIVE ADVANCED INSURANCE COMPANY

SCHEDULE P - PART 1B - PRIVATE PASSENGER AUTO LIABILITY/MEDICAL

(\$000 OMITTED)

Years in Which Premiums Were Earned and Losses Were Incurred	Premiums Earned			Loss and Loss Expense Payments							12	
	1 Direct and Assumed	2 Ceded	3 Net (1 - 2)	Loss Payments		Defense and Cost Containment Payments		Adjusting and Other Payments		10 Salvage and Subrogation Received	11 Total Net Paid Cols (4 - 5 + 6 - 7 + 8 - 9)	Number of Claims Reported Direct and Assumed
				4 Direct and Assumed	5 Ceded	6 Direct and Assumed	7 Ceded	8 Direct and Assumed	9 Ceded			
1. Prior.....	XXX.....	XXX.....	XXX.....	475.....	401.....	43.....	2.....	43.....		30.....	157.....	XXX.....
2. 2015.....	181,652.....	4,715.....	176,937.....	111,275.....	2,258.....	5,097.....	8.....	16,655.....		2,993.....	130,761.....	34,070.....
3. 2016.....	208,229.....	5,020.....	203,209.....	128,925.....	3,074.....	5,776.....	3.....	19,597.....		3,306.....	151,221.....	39,006.....
4. 2017.....	239,434.....	6,126.....	233,308.....	141,054.....	3,829.....	6,535.....	29.....	21,406.....		3,609.....	165,137.....	41,179.....
5. 2018.....	290,935.....	7,123.....	283,812.....	167,798.....	4,604.....	7,296.....	16.....	23,942.....		4,383.....	194,416.....	47,158.....
6. 2019.....	340,261.....	8,769.....	331,492.....	189,036.....	3,221.....	8,134.....	7.....	26,990.....		4,904.....	220,933.....	52,450.....
7. 2020.....	374,652.....	9,315.....	365,336.....	170,914.....	3,837.....	6,919.....	9.....	24,898.....		4,725.....	198,885.....	45,082.....
8. 2021.....	406,113.....	6,623.....	399,490.....	227,918.....	4,109.....	7,879.....	6.....	27,900.....		5,900.....	259,582.....	56,961.....
9. 2022.....	425,916.....	7,024.....	418,891.....	230,395.....	4,093.....	6,180.....	4.....	27,933.....		5,176.....	260,410.....	52,765.....
10. 2023.....	504,705.....	8,868.....	495,837.....	232,936.....	4,339.....	3,664.....	14.....	30,879.....		5,323.....	263,127.....	58,880.....
11. 2024.....	624,079.....	10,956.....	613,123.....	147,425.....	2,868.....	698.....		29,887.....		3,537.....	175,142.....	64,672.....
12. Totals.....	XXX.....	XXX.....	XXX.....	1,748,151.....	36,632.....	58,221.....	99.....	250,130.....		43,887.....	2,019,771.....	XXX.....

	Losses Unpaid				Defense and Cost Containment Unpaid				Adjusting and Other Unpaid		23	24	25
	Case Basis		Bulk + IBNR		Case Basis		Bulk + IBNR						
	13	14	15	16	17	18	19	20	21	22			
	Direct and Assumed	Ceded	Direct and Assumed	Ceded	Direct and Assumed	Ceded	Direct and Assumed	Ceded	Direct and Assumed	Ceded			
1. Prior.....	5,418	5,290	2		90				139			357	12
2. 2015.....	567	525			24				34			100	3
3. 2016.....	1,264	1,091	1,004	1,004	48				65			286	7
4. 2017.....	1,578	1,318	4,639	4,638	81				93			434	16
5. 2018.....	2,083	1,476	5,872	5,871	157				186			950	40
6. 2019.....	1,562	503	5,816	5,816	259				234			1,552	77
7. 2020.....	3,279	1,256	4,398	4,398	459				380			2,863	130
8. 2021.....	7,007	789	7,169	3,793	1,278		1,248		1,303		1,194	13,423	317
9. 2022.....	18,487	1,272	8,193	3,642	3,529		1,377		2,080		982	28,752	804
10. 2023.....	54,683	1,828	17,258	3,612	7,435		2,708		4,653		1,995	81,297	2,499
11. 2024	150,142	2,871	73,343	7,878	10,534		5,130		13,769		5,312	242,169	13,779
12. Totals	246,070	18,219	127,693	40,652	23,892		10,462		22,936		9,483	372,183	17,682

	Total Losses and Loss Expenses Incurred			Loss and Loss Expense Percentage (Incurred /Premiums Earned)			Nontabular Discount		34	Net Balance Sheet Reserves After Discount	
	26	27	28	29	30	31	32	33	Inter- Company Pooling Participation Percentage	35	36
	Direct and Assumed	Ceded	Net	Direct and Assumed	Ceded	Net	Loss	Loss Expense		Losses Unpaid	Loss Expenses Unpaid
1. Prior.....	XXX.....	XXX.....	XXX.....	XXX.....	XXX.....	XXX.....			XXX.....	129.....	228.....
2. 2015.....	133,652.....	2,791.....	130,862.....	73.6.....	59.2.....	74.0.....			4.0.....	42.....	58.....
3. 2016.....	156,679.....	5,172.....	151,507.....	75.2.....	103.0.....	74.6.....			4.0.....	174.....	112.....
4. 2017.....	175,385.....	9,814.....	165,571.....	73.2.....	160.2.....	71.0.....			4.0.....	260.....	174.....
5. 2018.....	207,334.....	11,968.....	195,365.....	71.3.....	168.0.....	68.8.....			4.0.....	607.....	343.....
6. 2019.....	232,031.....	9,546.....	222,484.....	68.2.....	108.9.....	67.1.....			4.0.....	1,059.....	493.....
7. 2020.....	211,248.....	9,500.....	201,748.....	56.4.....	102.0.....	55.2.....			4.0.....	2,024.....	839.....
8. 2021.....	281,702.....	8,697.....	273,005.....	69.4.....	131.3.....	68.3.....			4.0.....	9,594.....	3,830.....
9. 2022.....	298,173.....	9,011.....	289,162.....	70.0.....	128.3.....	69.0.....			4.0.....	21,767.....	6,986.....
10. 2023.....	354,216.....	9,793.....	344,423.....	70.2.....	110.4.....	69.5.....			4.0.....	66,501.....	14,795.....
11. 2024.....	430,928.....	13,617.....	417,312.....	69.1.....	124.3.....	68.1.....			4.0.....	212,737.....	29,433.....
12. Totals.....	XXX.....	XXX.....	XXX.....	XXX.....	XXX.....	XXX.....			XXX.....	314,892.....	57,291.....

ANNUAL STATEMENT FOR THE YEAR 2024 OF THE PROGRESSIVE ADVANCED INSURANCE COMPANY

SCHEDULE P - PART 1C - COMMERCIAL AUTO/TRUCK LIABILITY/MEDICAL

(\$000 OMITTED)

Years in Which Premiums Were Earned and Losses Were Incurred	Premiums Earned			Loss and Loss Expense Payments								12
	1	2	3	Loss Payments		Defense and Cost Containment Payments		Adjusting and Other Payments		10	11	Number of Claims Reported Direct and Assumed
				4	5	6	7	8	9			
Direct and Assumed	Ceded	Net (1 - 2)	Direct and Assumed	Ceded	Direct and Assumed	Ceded	Direct and Assumed	Ceded	Salvage and Subrogation Received	Total Net Paid Cols (4 - 5 + 6 - 7 + 8 - 9)		
1. Prior.....	XXX.....	XXX.....	XXX.....									XXX.....
2. 2015.....	1,335.....		1,334.....	619.....		70.....		57.....		4.....	745.....	71.....
3. 2016.....	1,546.....	1.....	1,545.....	1,301.....		103.....		84.....		4.....	1,489.....	89.....
4. 2017.....	1,678.....	2.....	1,676.....	976.....		110.....		98.....		6.....	1,184.....	93.....
5. 2018.....	1,959.....	3.....	1,956.....	1,562.....	19.....	118.....		108.....		7.....	1,768.....	100.....
6. 2019.....	2,210.....	2.....	2,208.....	1,526.....		103.....		101.....		8.....	1,731.....	95.....
7. 2020.....	1,829.....	2.....	1,827.....	921.....		65.....		75.....		5.....	1,062.....	69.....
8. 2021.....	1,916.....	2.....	1,914.....	1,073.....		86.....		90.....		11.....	1,249.....	77.....
9. 2022.....	2,371.....	5.....	2,366.....	1,351.....		103.....		111.....		14.....	1,565.....	93.....
10. 2023.....	3,002.....	4.....	2,999.....	857.....		51.....		113.....		13.....	1,021.....	95.....
11. 2024.....	3,680.....		3,680.....	276.....		7.....		76.....		7.....	359.....	83.....
12. Totals.....	XXX.....	XXX.....	XXX.....	10,463.....	19.....	816.....		913.....		80.....	12,173.....	XXX.....

	Losses Unpaid				Defense and Cost Containment Unpaid				Adjusting and Other Unpaid		23	24	25
	Case Basis		Bulk + IBNR		Case Basis		Bulk + IBNR		Adjusting and Other Unpaid		Salvage and Subrogation Anticipated	Total Net Losses and Expenses Unpaid	Number of Claims Outstanding Direct and Assumed
	13	14	15	16	17	18	19	20	21	22			
	Direct and Assumed	Ceded	Direct and Assumed	Ceded	Direct and Assumed	Ceded	Direct and Assumed	Ceded	Direct and Assumed	Ceded			
1. Prior.....													
2. 2015.....													
3. 2016.....													
4. 2017..... 15												15	
5. 2018..... 8					1							9	
6. 2019..... 2												2	
7. 2020..... 26					5				1			31	
8. 2021..... 97			10		11		3		3		1	124	1
9. 2022..... 495			33		39		6		10		2	582	3
10. 2023..... 943			106		62		13		26			1,150	8
11. 2024..... 1,384			415		73		36		64		6	1,972	23
12. Totals	2,969		564		190		58		105		9	3,886	35

	Total Losses and Loss Expenses Incurred			Loss and Loss Expense Percentage (Incurred /Premiums Earned)			Nontabular Discount		34	Net Balance Sheet Reserves After Discount	
	26	27	28	29	30	31	32	33	Inter- Company Pooling Participation Percentage	35	36
	Direct and Assumed	Ceded	Net	Direct and Assumed	Ceded	Net	Loss	Loss Expense		Losses Unpaid	Loss Expenses Unpaid
1. Prior.....	XXX.....	XXX.....	XXX.....	XXX.....	XXX.....	XXX.....			XXX.....		
2. 2015.....	745.....		745.....	55.9.....		55.9.....			4.0.....		
3. 2016.....	1,489.....		1,489.....	96.3.....		96.4.....			4.0.....		
4. 2017.....	1,199.....		1,199.....	71.5.....		71.6.....			4.0.....	15.....	1.....
5. 2018.....	1,797.....	19.....	1,777.....	91.7.....	739.8.....	90.9.....			4.0.....	8.....	2.....
6. 2019.....	1,733.....		1,733.....	78.4.....		78.5.....			4.0.....	2.....	1.....
7. 2020.....	1,093.....		1,093.....	59.8.....		59.8.....			4.0.....	26.....	6.....
8. 2021.....	1,373.....		1,373.....	71.6.....		71.7.....			4.0.....	107.....	16.....
9. 2022.....	2,147.....		2,147.....	90.6.....		90.8.....			4.0.....	528.....	55.....
10. 2023.....	2,171.....		2,171.....	72.3.....		72.4.....			4.0.....	1,049.....	101.....
11. 2024.....	2,331.....		2,331.....	63.3.....		63.3.....			4.0.....	1,799.....	173.....
12. Totals.....	XXX.....	XXX.....	XXX.....	XXX.....	XXX.....	XXX.....			XXX.....	3,533.....	353.....

ANNUAL STATEMENT FOR THE YEAR 2024 OF THE PROGRESSIVE ADVANCED INSURANCE COMPANY

SCHEDULE P - PART 1D - WORKERS' COMPENSATION

(EXCLUDING EXCESS WORKERS' COMPENSATION)

(\$000 OMITTED)

Years in Which Premiums Were Earned and Losses Were Incurred	Premiums Earned			Loss and Loss Expense Payments								12
	1	2	3	Loss Payments		Defense and Cost Containment Payments		Adjusting and Other Payments		10	11	Number of Claims Reported Direct and Assumed
	Direct and Assumed	Ceded	Net (1 - 2)	4	5	6	7	8	9	Salvage and Subrogation Received	Total Net Paid Cols (4 - 5 + 6 - 7 + 8 - 9)	
				Direct and Assumed	Ceded	Direct and Assumed	Ceded	Direct and Assumed	Ceded			
1. Prior.....	XXX	XXX	XXX									XXX
2. 2015.....												
3. 2016.....												
4. 2017.....												
5. 2018.....												
6. 2019.....												
7. 2020.....												
8. 2021.....												
9. 2022.....												
10. 2023.....												
11. 2024.....												
12. Totals	XXX	XXX	XXX									XXX

	Losses Unpaid				Defense and Cost Containment Unpaid				Adjusting and Other Unpaid		23 Salvage and Subrogation Anticipated	24 Total Net Losses and Expenses Unpaid	25 Number of Claims Outstanding Direct and Assumed
	Case Basis		Bulk + IBNR		Case Basis		Bulk + IBNR						
	13	14	15	16	17	18	19	20	21	22			
	Direct and Assumed	Ceded	Direct and Assumed	Ceded	Direct and Assumed	Ceded	Direct and Assumed	Ceded	Direct and Assumed	Ceded			
1. Prior.....													
2. 2015.....													
3. 2016.....													
4. 2017.....													
5. 2018.....													
6. 2019.....													
7. 2020.....													
8. 2021.....													
9. 2022.....													
10. 2023.....													
11. 2024.....													
12. Totals													

	Total Losses and Loss Expenses Incurred			Loss and Loss Expense Percentage (Incurred /Premiums Earned)			Nontabular Discount		34 Inter-Company Pooling Participation Percentage	Net Balance Sheet Reserves After Discount	
	26	27	28	29	30	31	32	33		35	36
	Direct and Assumed	Ceded	Net	Direct and Assumed	Ceded	Net	Loss	Loss Expense		Losses Unpaid	Loss Expenses Unpaid
1. Prior.....	XXX	XXX	XXX	XXX	XXX	XXX			XXX		
2. 2015.....											
3. 2016.....											
4. 2017.....											
5. 2018.....											
6. 2019.....											
7. 2020.....											
8. 2021.....											
9. 2022.....											
10. 2023.....											
11. 2024.....											
12. Totals	XXX	XXX	XXX	XXX	XXX	XXX			XXX		

ANNUAL STATEMENT FOR THE YEAR 2024 OF THE PROGRESSIVE ADVANCED INSURANCE COMPANY

SCHEDULE P - PART 1E - COMMERCIAL MULTIPLE PERIL

(\$000 OMITTED)

Years in Which Premiums Were Earned and Losses Were Incurred	Premiums Earned			Loss and Loss Expense Payments								12
	1 Direct and Assumed	2 Ceded	3 Net (1 - 2)	Loss Payments		Defense and Cost Containment Payments		Adjusting and Other Payments		10 Salvage and Subrogation Received	11 Total Net Paid Cols (4 - 5 + 6 - 7 + 8 - 9)	Number of Claims Reported Direct and Assumed
				4	5	6	7	8	9			
				Direct and Assumed	Ceded	Direct and Assumed	Ceded	Direct and Assumed	Ceded			
1. Prior.....	XXX	XXX	XXX									XXX
2. 2015.....												
3. 2016.....												
4. 2017.....												
5. 2018.....												
6. 2019.....												
7. 2020.....												
8. 2021.....												
9. 2022.....												
10. 2023.....	22		22	1		1					2	1
11. 2024.....	67	3	65	2				1			2	1
12. Totals	XXX	XXX	XXX	3		1		1			4	XXX

	Losses Unpaid				Defense and Cost Containment Unpaid				Adjusting and Other Unpaid		23	24	25
	Case Basis		Bulk + IBNR		Case Basis		Bulk + IBNR						
	13	14	15	16	17	18	19	20	21	22			
	Direct and Assumed		Direct and Assumed		Direct and Assumed		Direct and Assumed		Direct and Assumed				
1. Prior.....													
2. 2015.....													
3. 2016.....													
4. 2017.....													
5. 2018.....													
6. 2019.....													
7. 2020.....													
8. 2021.....													
9. 2022.....													
10. 2023.....	1		2									4	
11. 2024.....	12		20		2		3		2			39	
12. Totals	13		22		2		3		3			43	1

	Total Losses and Loss Expenses Incurred			Loss and Loss Expense Percentage (Incurred /Premiums Earned)			Nontabular Discount		34	Net Balance Sheet Reserves After Discount	
	26	27	28	29	30	31	32	33	Inter- Company Pooling Participation Percentage	35	36
	Direct and Assumed	Ceded	Net	Direct and Assumed	Ceded	Net	Loss	Loss Expense		Losses Unpaid	Loss Expenses Unpaid
1. Prior.....	XXX	XXX	XXX	XXX	XXX	XXX			XXX		
2. 2015.....									4.0		
3. 2016.....									4.0		
4. 2017.....									4.0		
5. 2018.....									4.0		
6. 2019.....									4.0		
7. 2020.....									4.0		
8. 2021.....									4.0		
9. 2022.....									4.0		
10. 2023.....	6		6	27.6	(117.3)	27.6			4.0	3	1
11. 2024.....	41		41	61.4	4.3	63.6			4.0	32	7
12. Totals	XXX	XXX	XXX	XXX	XXX	XXX			XXX	35	8

Schedule P - Part 1F - Section 1 - Medical Professional Liability - Occurrence

N O N E

Schedule P - Part 1F - Section 2 - Medical Professional Liability - Claims-Made

N O N E

Schedule P - Part 1G - Special Liability (Ocean Marine, Aircraft (all perils), Boiler and Machinery)

N O N E

ANNUAL STATEMENT FOR THE YEAR 2024 OF THE PROGRESSIVE ADVANCED INSURANCE COMPANY

SCHEDULE P - PART 1H - SECTION 1 - OTHER LIABILITY - OCCURRENCE

(\$000 OMITTED)

Years in Which Premiums Were Earned and Losses Were Incurred	Premiums Earned			Loss and Loss Expense Payments								12
	1 Direct and Assumed	2 Ceded	3 Net (1 - 2)	Loss Payments		Defense and Cost Containment Payments		Adjusting and Other Payments		10 Salvage and Subrogation Received	11 Total Net Paid Cols (4 - 5 + 6 - 7 + 8 - 9)	Number of Claims Reported Direct and Assumed
				4 Direct and Assumed	5 Ceded	6 Direct and Assumed	7 Ceded	8 Direct and Assumed	9 Ceded			
1. Prior.....	XXX.....	XXX.....	XXX.....									XXX.....
2. 2015.....	1,061.....	17.....	1,044.....	310.....		11.....		36.....		1.....	356.....	56.....
3. 2016.....	1,109.....	19.....	1,090.....	467.....	23.....	34.....	1.....	48.....		2.....	525.....	66.....
4. 2017.....	1,167.....	23.....	1,143.....	455.....	5.....	17.....		74.....		2.....	540.....	77.....
5. 2018.....	1,264.....	30.....	1,234.....	392.....	13.....	21.....		55.....		5.....	455.....	78.....
6. 2019.....	1,409.....	36.....	1,373.....	577.....	2.....	31.....		60.....		2.....	666.....	87.....
7. 2020.....	1,563.....	19.....	1,544.....	650.....	10.....	41.....		75.....		9.....	756.....	125.....
8. 2021.....	1,810.....	4.....	1,807.....	634.....		60.....		61.....		3.....	755.....	102.....
9. 2022.....	1,969.....	3.....	1,966.....	944.....		30.....		101.....		5.....	1,076.....	156.....
10. 2023.....	2,164.....	3.....	2,161.....	637.....		7.....		73.....		2.....	718.....	107.....
11. 2024.....	2,382.....	2.....	2,380.....	575.....		6.....		94.....		2.....	675.....	146.....
12. Totals.....	XXX.....	XXX.....	XXX.....	5,641.....	53.....	259.....	1.....	676.....		33.....	6,522.....	xxx.....

	Losses Unpaid				Defense and Cost Containment Unpaid				Adjusting and Other Unpaid		23	24	25
	Case Basis		Bulk + IBNR		Case Basis		Bulk + IBNR						
	13	14	15	16	17	18	19	20	21	22			
	Direct and Assumed	Ceded	Direct and Assumed	Ceded	Direct and Assumed	Ceded	Direct and Assumed	Ceded	Direct and Assumed	Ceded			
1. Prior.....													
2. 2015.....	1				1							2	
3. 2016.....													
4. 2017.....													
5. 2018.....	4				1							5	
6. 2019.....	13				2				1			15	
7. 2020.....	5				1							6	
8. 2021.....	25		6		5		1		1		1	38	
9. 2022.....	113		21		30		2		7		1	172	2
10. 2023.....	115		50		22		7		8		1	202	2
11. 2024.....	326		154	1	45		13		62		2	599	18
12. Totals.....	602		231	1	105		23		80		5	1,039	23

	Total Losses and Loss Expenses Incurred			Loss and Loss Expense Percentage (Incurred /Premiums Earned)			Nontabular Discount		34 Inter-Company Pooling Participation Percentage	Net Balance Sheet Reserves After Discount	
	26	27	28	29	30	31	32	33		35	36
	Direct and Assumed	Ceded	Net	Direct and Assumed	Ceded	Net	Loss	Loss Expense		Losses Unpaid	Loss Expenses Unpaid
1. Prior.....	XXX.....	XXX.....	XXX.....	XXX.....	XXX.....	XXX.....			XXX.....		
2. 2015.....	358.....		358.....	33.8.....		34.3.....			4.0.....	1.....	1.....
3. 2016.....	549.....	24.....	525.....	49.5.....	126.6.....	48.1.....			4.0.....		
4. 2017.....	545.....	5.....	540.....	46.8.....	21.4.....	47.3.....			4.0.....		
5. 2018.....	473.....	13.....	460.....	37.4.....	44.6.....	37.2.....			4.0.....	4.....	1.....
6. 2019.....	683.....	2.....	681.....	48.5.....	6.1.....	49.6.....			4.0.....	13.....	2.....
7. 2020.....	772.....	10.....	763.....	49.4.....	50.3.....	49.4.....			4.0.....	5.....	2.....
8. 2021.....	793.....		793.....	43.8.....	3.3.....	43.9.....			4.0.....	31.....	7.....
9. 2022.....	1,248.....		1,248.....	63.4.....	6.6.....	63.5.....			4.0.....	134.....	38.....
10. 2023.....	920.....		920.....	42.5.....	17.6.....	42.6.....			4.0.....	165.....	37.....
11. 2024.....	1,275.....	1.....	1,274.....	53.5.....	29.5.....	53.5.....			4.0.....	479.....	120.....
12. Totals.....	XXX.....	XXX.....	XXX.....	XXX.....	XXX.....	XXX.....			XXX.....	831.....	208.....

ANNUAL STATEMENT FOR THE YEAR 2024 OF THE PROGRESSIVE ADVANCED INSURANCE COMPANY

SCHEDULE P - PART 1H - SECTION 2 - OTHER LIABILITY - CLAIMS-MADE

(\$000 OMITTED)

Years in Which Premiums Were Earned and Losses Were Incurred	Premiums Earned			Loss and Loss Expense Payments								12
	1 Direct and Assumed	2 Ceded	3 Net (1 - 2)	Loss Payments		Defense and Cost Containment Payments		Adjusting and Other Payments		10 Salvage and Subrogation Received	11 Total Net Paid Cols (4 - 5 + 6 - 7 + 8 - 9)	Number of Claims Reported Direct and Assumed
				4	5	6	7	8	9			
				Direct and Assumed	Ceded	Direct and Assumed	Ceded	Direct and Assumed	Ceded			
1. Prior.....	XXX.....	XXX.....	XXX.....									XXX.....
2. 2015.....				22							22	
3. 2016.....												
4. 2017.....				50							50	
5. 2018.....				604							604	
6. 2019.....												
7. 2020.....								2			2	
8. 2021.....	4		4	80							80	
9. 2022.....	4		4									
10. 2023.....	4		4									
11. 2024.....	5	1	4	619							619	
12. Totals	XXX	XXX	XXX	1,375				3			1,378	XXX

	Losses Unpaid				Defense and Cost Containment Unpaid				Adjusting and Other Unpaid		23	24	25
	Case Basis		Bulk + IBNR		Case Basis		Bulk + IBNR		Adjusting and Other Unpaid		Salvage and Subrogation Anticipated	Total Net Losses and Expenses Unpaid	Number of Claims Outstanding Direct and Assumed
	13	14	15	16	17	18	19	20	21	22			
	Direct and Assumed	Ceded	Direct and Assumed	Ceded	Direct and Assumed	Ceded	Direct and Assumed	Ceded	Direct and Assumed	Ceded			
1. Prior.....													
2. 2015.....													
3. 2016.....													
4. 2017.....													
5. 2018.....													
6. 2019.....													
7. 2020.....													
8. 2021.....												1	
9. 2022.....												1	
10. 2023.....									1			1	
11. 2024.....			176						1			177	
12. Totals			176				2		2			180	

	Total Losses and Loss Expenses Incurred			Loss and Loss Expense Percentage (Incurred /Premiums Earned)			Nontabular Discount		34 Inter-Company Pooling Participation Percentage	Net Balance Sheet Reserves After Discount	
	26	27	28	29	30	31	32	33		35	36
	Direct and Assumed	Ceded	Net	Direct and Assumed	Ceded	Net	Loss	Loss Expense		Losses Unpaid	Loss Expenses Unpaid
1. Prior.....	XXX	XXX	XXX	XXX	XXX	XXX			XXX		
2. 2015.....	22		22	11,152.3		11,152.3			4.0		
3. 2016.....									4.0		
4. 2017.....	50		50	25,273.9		25,273.9			4.0		
5. 2018.....	604		604	302,861.2		302,861.2			4.0		
6. 2019.....									4.0		
7. 2020.....	2		2	849.3		849.3			4.0		
8. 2021.....	81		81	2,210.5		2,210.5			4.0		1
9. 2022.....	1		1	22.0		22.0			4.0		1
10. 2023.....	1		1	25.8	0.0	27.8			4.0		1
11. 2024.....	797		796	14,911.7	23.0	19,906.5			4.0	176	1
12. Totals	XXX	XXX	XXX	XXX	XXX	XXX			XXX	176	4

ANNUAL STATEMENT FOR THE YEAR 2024 OF THE PROGRESSIVE ADVANCED INSURANCE COMPANY

SCHEDULE P - PART 11 - SPECIAL PROPERTY (FIRE, ALLIED LINES, INLAND MARINE, EARTHQUAKE, BURGLARY AND THEFT)

(\$000 OMITTED)

Years in Which Premiums Were Earned and Losses Were Incurred	Premiums Earned			Loss and Loss Expense Payments								12
	1 Direct and Assumed	2 Ceded	3 Net (1 - 2)	Loss Payments		Defense and Cost Containment Payments		Adjusting and Other Payments		10 Salvage and Subrogation Received	11 Total Net Paid Cols (4 - 5 + 6 - 7 + 8 - 9)	Number of Claims Reported Direct and Assumed
				4 Direct and Assumed	5 Ceded	6 Direct and Assumed	7 Ceded	8 Direct and Assumed	9 Ceded			
1. Prior.....	XXX.....	XXX.....	XXX.....									XXX.....
2. 2015.....	2,893.....		2,893.....	1,273.....		6.....		267.....		114.....	1,546.....	XXX.....
3. 2016.....	3,160.....		3,160.....	1,525.....		10.....		301.....		173.....	1,836.....	XXX.....
4. 2017.....	3,422.....		3,422.....	2,010.....		10.....		402.....		215.....	2,422.....	XXX.....
5. 2018.....	3,790.....		3,790.....	2,125.....		8.....		396.....		258.....	2,530.....	XXX.....
6. 2019.....	4,269.....		4,269.....	1,802.....		11.....		400.....		192.....	2,213.....	XXX.....
7. 2020.....	4,824.....		4,824.....	2,748.....		10.....		574.....		428.....	3,332.....	XXX.....
8. 2021.....	5,756.....		5,756.....	2,430.....		18.....		577.....		342.....	3,026.....	XXX.....
9. 2022.....	6,482.....		6,482.....	4,040.....		16.....		684.....		573.....	4,740.....	XXX.....
10. 2023.....	7,339.....		7,339.....	3,296.....		9.....		723.....		314.....	4,028.....	XXX.....
11. 2024.....	8,289.....		8,289.....	3,905.....		6.....		801.....		252.....	4,713.....	XXX.....
12. Totals.....	XXX.....	XXX.....	XXX.....	25,154.....		106.....		5,125.....		2,861.....	30,385.....	XXX.....

	Losses Unpaid				Defense and Cost Containment Unpaid				Adjusting and Other Unpaid		23	24	25
	Case Basis		Bulk + IBNR		Case Basis		Bulk + IBNR				Salvage and Subrogation Anticipated	Total Net Losses and Expenses Unpaid	Number of Claims Outstanding Direct and Assumed
	13	14	15	16	17	18	19	20	21	22			
	Direct and Assumed	Ceded	Direct and Assumed	Ceded	Direct and Assumed	Ceded	Direct and Assumed	Ceded	Direct and Assumed	Ceded			
1. Prior.....													
2. 2015.....													
3. 2016.....													
4. 2017.....													
5. 2018.....													
6. 2019.....													
7. 2020.....													
8. 2021.....											9		
9. 2022.....	10				1						16	11	
10. 2023.....	16		1				5		1		40	24	1
11. 2024	292		249		16		8		78		304	644	27
12. Totals	320		250		16		13		80		369	679	28

	Total Losses and Loss Expenses Incurred			Loss and Loss Expense Percentage (Incurred /Premiums Earned)			Nontabular Discount		34	Net Balance Sheet Reserves After Discount	
	26	27	28	29	30	31	32	33	Inter- Company Pooling Participation Percentage	35	36
	Direct and Assumed	Ceded	Net	Direct and Assumed	Ceded	Net	Loss	Loss Expense		Losses Unpaid	Loss Expenses Unpaid
1. Prior.....	XXX.....	XXX.....	XXX.....	XXX.....	XXX.....	XXX.....			XXX.....		
2. 2015.....	1,546.....		1,546.....	53.4.....		53.4.....					
3. 2016.....	1,836.....		1,836.....	58.1.....		58.1.....					
4. 2017.....	2,422.....		2,422.....	70.8.....		70.8.....					
5. 2018.....	2,530.....		2,530.....	66.7.....		66.7.....					
6. 2019.....	2,213.....		2,213.....	51.8.....		51.8.....					
7. 2020.....	3,332.....		3,332.....	69.1.....		69.1.....					
8. 2021.....	3,026.....		3,026.....	52.6.....		52.6.....					
9. 2022.....	4,751.....		4,751.....	73.3.....		73.3.....				10.....	1.....
10. 2023.....	4,052.....		4,052.....	55.2.....		55.2.....				17.....	6.....
11. 2024.....	5,357.....		5,357.....	64.6.....		64.6.....				542.....	102.....
12. Totals.....	XXX.....	XXX.....	XXX.....	XXX.....	XXX.....	XXX.....			XXX.....	570.....	109.....

ANNUAL STATEMENT FOR THE YEAR 2024 OF THE PROGRESSIVE ADVANCED INSURANCE COMPANY

SCHEDULE P - PART 1J - AUTO PHYSICAL DAMAGE

(\$000 OMITTED)

Years in Which Premiums Were Earned and Losses Were Incurred	Premiums Earned			Loss and Loss Expense Payments							12	
	1 Direct and Assumed	2 Ceded	3 Net (1 - 2)	Loss Payments		Defense and Cost Containment Payments		Adjusting and Other Payments		10	11	Number of Claims Reported Direct and Assumed
				4 Direct and Assumed	5 Ceded	6 Direct and Assumed	7 Ceded	8 Direct and Assumed	9 Ceded	Salvage and Subrogation Received	Total Net Paid Cols (4 - 5 + 6 - 7 + 8 - 9)	
1. Prior.....	XXX.....	XXX.....	XXX.....	(16)		(1)				30	(17)	XXX.....
2. 2015.....	92,659.....		92,659.....	66,866.....		324.....		9,017.....		16,840.....	76,208.....	6.....
3. 2016.....	108,258.....		108,258.....	79,203.....		306.....		10,408.....		19,761.....	89,916.....	10.....
4. 2017.....	124,836.....	385.....	124,451.....	87,199.....	273.....	326.....	22.....	11,773.....		22,346.....	99,003.....	36.....
5. 2018.....	149,553.....		149,553.....	104,120.....		319.....		13,078.....		28,527.....	117,517.....	63.....
6. 2019.....	175,825.....		175,825.....	120,814.....		507.....		14,778.....		33,299.....	136,098.....	175.....
7. 2020.....	191,747.....		191,747.....	121,916.....		488.....		15,794.....		36,357.....	138,198.....	95,425.....
8. 2021.....	210,566.....		210,566.....	180,455.....		529.....		21,325.....		57,881.....	202,310.....	119,672.....
9. 2022.....	241,623.....		241,623.....	219,100.....		540.....		24,703.....		58,680.....	244,343.....	121,068.....
10. 2023.....	312,375.....		312,375.....	243,121.....		366.....		28,284.....		63,250.....	271,772.....	130,024.....
11. 2024.....	400,702.....		400,702.....	246,737.....		98.....		29,580.....		45,254.....	276,415.....	133,597.....
12. Totals.....	XXX.....	XXX.....	XXX.....	1,469,513.....	273.....	3,804.....	22.....	178,741.....		382,225.....	1,651,763.....	XXX.....

	Losses Unpaid				Defense and Cost Containment Unpaid				Adjusting and Other Unpaid		23	24	25
	Case Basis		Bulk + IBNR		Case Basis		Bulk + IBNR		Adjusting and Other Unpaid		Salvage and Subrogation Anticipated	Total Net Losses and Expenses Unpaid	Number of Claims Outstanding Direct and Assumed
	13	14	15	16	17	18	19	20	21	22			
	Direct and Assumed	Ceded	Direct and Assumed	Ceded	Direct and Assumed	Ceded	Direct and Assumed	Ceded	Direct and Assumed	Ceded			
1. Prior.....													
2. 2015.....													
3. 2016.....												1	
4. 2017..... 1												1	
5. 2018..... 4					3							8	1
6. 2019..... 20					18				2			40	4
7. 2020..... 17					19				2			39	4
8. 2021..... 51			87		54				7		1,001	199	12
9. 2022..... 170			798		158				18		889	1,144	35
10. 2023..... 334			(1,008)		261		6		207		2,704	(200)	70
11. 2024	24,654		(12,422)		687		334		2,868		30,837	16,122	6,319
12. Totals	25,252		(12,544)		1,201		340		3,104		35,430	17,353	6,445

	Total Losses and Loss Expenses Incurred			Loss and Loss Expense Percentage (Incurred /Premiums Earned)			Nontabular Discount		34 Inter-Company Pooling Participation Percentage	Net Balance Sheet Reserves After Discount	
	26	27	28	29	30	31	32	33		35	36
	Direct and Assumed	Ceded	Net	Direct and Assumed	Ceded	Net	Loss	Loss Expense		Losses Unpaid	Loss Expenses Unpaid
1. Prior.....	XXX.....	XXX.....	XXX.....	XXX.....	XXX.....	XXX.....			XXX.....		
2. 2015.....	76,208.....		76,208.....	82.2.....	(56.6).....	82.2.....					
3. 2016.....	89,917.....		89,917.....	83.1.....	(4.7).....	83.1.....					
4. 2017.....	99,300.....	295.....	99,005.....	79.5.....	76.7.....	79.6.....				1.....	
5. 2018.....	117,525.....		117,525.....	78.6.....		78.6.....				4.....	3.....
6. 2019.....	136,139.....		136,139.....	77.4.....		77.4.....				20.....	20.....
7. 2020.....	138,237.....		138,237.....	72.1.....		72.1.....				18.....	21.....
8. 2021.....	202,508.....		202,508.....	96.2.....		96.2.....				138.....	61.....
9. 2022.....	245,487.....		245,487.....	101.6.....		101.6.....				968.....	176.....
10. 2023.....	271,572.....		271,571.....	86.9.....		86.9.....				(674).....	474.....
11. 2024.....	292,538.....		292,538.....	73.0.....		73.0.....				12,232.....	3,890.....
12. Totals.....	XXX.....	XXX.....	XXX.....	XXX.....	XXX.....	XXX.....			XXX.....	12,708.....	4,646.....

Schedule P - Part 1K - Fidelity/Surety

N O N E

Schedule P - Part 1L - Other (Including Credit, Accident and Health)

N O N E

Schedule P - Part 1M - International

N O N E

Schedule P - Part 1N - Reinsurance - Nonproportional Assumed Property

N O N E

Schedule P - Part 1O - Reinsurance - Nonproportional Assumed Liability

N O N E

Schedule P - Part 1P - Reinsurance - Nonproportional Assumed Financial Lines

N O N E

Schedule P - Part 1R - Section 1 - Products Liability - Occurrence

N O N E

Schedule P - Part 1R - Section 2 - Products Liability - Claims-Made

N O N E

Schedule P - Part 1S - Financial Guaranty/Mortgage Guaranty

N O N E

ANNUAL STATEMENT FOR THE YEAR 2024 OF THE PROGRESSIVE ADVANCED INSURANCE COMPANY

SCHEDULE P - PART 1T - WARRANTY

(\$000 OMITTED)

Years in Which Premiums Were Earned and Losses Were Incurred	Premiums Earned			Loss and Loss Expense Payments								12
	1 Direct and Assumed	2 Ceded	3 Net (1 - 2)	Loss Payments		Defense and Cost Containment Payments		Adjusting and Other Payments		10 Salvage and Subrogation Received	11 Total Net Paid Cols (4 - 5 + 6 - 7 + 8 - 9)	Number of Claims Reported Direct and Assumed
				4	5	6	7	8	9			
				Direct and Assumed	Ceded	Direct and Assumed	Ceded	Direct and Assumed	Ceded			
1. Prior.....	XXX	XXX	XXX									XXX
2. 2015.....												
3. 2016.....												
4. 2017.....												
5. 2018.....												
6. 2019.....												
7. 2020.....												
8. 2021.....												
9. 2022.....												
10. 2023.....												
11. 2024.....	7		7									
12. Totals	XXX	XXX	XXX									XXX

	Losses Unpaid				Defense and Cost Containment Unpaid				Adjusting and Other Unpaid		23	24	25
	Case Basis		Bulk + IBNR		Case Basis		Bulk + IBNR						
	13	14	15	16	17	18	19	20	21	22			
	Direct and Assumed	Ceded	Direct and Assumed	Ceded	Direct and Assumed	Ceded	Direct and Assumed	Ceded	Direct and Assumed	Ceded			
1. Prior.....													
2. 2015.....													
3. 2016.....													
4. 2017.....													
5. 2018.....													
6. 2019.....													
7. 2020.....													
8. 2021.....													
9. 2022.....													
10. 2023.....													
11. 2024.....			1									1	
12. Totals			1									1	

	Total Losses and Loss Expenses Incurred			Loss and Loss Expense Percentage (Incurred /Premiums Earned)			Nontabular Discount		34 Inter-Company Pooling Participation Percentage	Net Balance Sheet Reserves After Discount	
	26	27	28	29	30	31	32	33		35	36
	Direct and Assumed	Ceded	Net	Direct and Assumed	Ceded	Net	Loss	Loss Expense		Losses Unpaid	Loss Expenses Unpaid
1. Prior.....	XXX	XXX	XXX	XXX	XXX	XXX			XXX		
2. 2015.....											
3. 2016.....											
4. 2017.....											
5. 2018.....											
6. 2019.....											
7. 2020.....											
8. 2021.....											
9. 2022.....											
10. 2023.....											
11. 2024.....	1		1	16.8		16.8				1	
12. Totals	XXX	XXX	XXX	XXX	XXX	XXX			XXX	1	

ANNUAL STATEMENT FOR THE YEAR 2024 OF THE PROGRESSIVE ADVANCED INSURANCE COMPANY

SCHEDULE P - PART 1U - PET INSURANCE PLANS

(\$000 OMITTED)

Years in Which Premiums Were Earned and Losses Were Incurred	Premiums Earned			Loss and Loss Expense Payments								12
	1	2	3	Loss Payments		Defense and Cost Containment Payments		Adjusting and Other Payments		10	11	Number of Claims Reported Direct and Assumed
	Direct and Assumed	Ceded	Net (1 - 2)	4 Direct and Assumed	5 Ceded	6 Direct and Assumed	7 Ceded	8 Direct and Assumed	9 Ceded	Salvage and Subrogation Received	Total Net Paid Cols (4 - 5 + 6 - 7 + 8 - 9)	
1. Prior.....	XXX	XXX	XXX									XXX
2. 2015.....												XXX
3. 2016.....												XXX
4. 2017.....												XXX
5. 2018.....												XXX
6. 2019.....												XXX
7. 2020.....												XXX
8. 2021.....												XXX
9. 2022.....												XXX
10. 2023.....												XXX
11. 2024.....												XXX
12. Totals	XXX	XXX	XXX									XXX

	Losses Unpaid				Defense and Cost Containment Unpaid				Adjusting and Other Unpaid		23	24	25
	Case Basis		Bulk + IBNR		Case Basis		Bulk + IBNR		Adjusting and Other Unpaid				
	13	14	15	16	17	18	19	20	21	22			
	Direct and Assumed	Ceded	Direct and Assumed	Ceded	Direct and Assumed	Ceded	Direct and Assumed	Ceded	Direct and Assumed	Ceded			
1. Prior.....													
2. 2015.....													
3. 2016.....													
4. 2017.....													
5. 2018.....													
6. 2019.....													
7. 2020.....													
8. 2021.....													
9. 2022.....													
10. 2023.....													
11. 2024.....													
12. Totals													

	Total Losses and Loss Expenses Incurred			Loss and Loss Expense Percentage (Incurred /Premiums Earned)			Nontabular Discount		34 Inter-Company Pooling Participation Percentage	Net Balance Sheet Reserves After Discount	
	26	27	28	29	30	31	32	33		35	36
	Direct and Assumed	Ceded	Net	Direct and Assumed	Ceded	Net	Loss	Loss Expense		Losses Unpaid	Loss Expenses Unpaid
1. Prior.....	XXX	XXX	XXX	XXX	XXX	XXX			XXX		
2. 2015.....											
3. 2016.....											
4. 2017.....											
5. 2018.....											
6. 2019.....											
7. 2020.....											
8. 2021.....											
9. 2022.....											
10. 2023.....											
11. 2024.....											
12. Totals	XXX	XXX	XXX	XXX	XXX	XXX			XXX		

ANNUAL STATEMENT FOR THE YEAR 2024 OF THE PROGRESSIVE ADVANCED INSURANCE COMPANY

SCHEDULE P - PART 2A - HOMEOWNERS/FARMOWNERS

Years in Which Losses Were Incurred	INCURRED NET LOSSES AND DEFENSE AND COST CONTAINMENT EXPENSES REPORTED AT YEAR END (\$000 OMITTED)										DEVELOPMENT	
	1 2015	2 2016	3 2017	4 2018	5 2019	6 2020	7 2021	8 2022	9 2023	10 2024	11 One Year	12 Two Year
1. Prior.....	2			2	2	2	2	2	2	2		
2. 2015.....												
3. 2016.....	XXX											
4. 2017.....	XXX	XXX										
5. 2018.....	XXX	XXX	XXX									
6. 2019.....	XXX	XXX	XXX	XXX								
7. 2020.....	XXX	XXX	XXX	XXX	XXX							
8. 2021.....	XXX	XXX	XXX	XXX	XXX	XXX						
9. 2022.....	XXX	XXX	XXX	XXX	XXX	XXX	XXX					
10. 2023.....	XXX	XXX	XXX	XXX	XXX	XXX	XXX	XXX				XXX
11. 2024	XXX	XXX	XXX	XXX	XXX	XXX	XXX	XXX	XXX		XXX	XXX
12. Totals												

SCHEDULE P - PART 2B - PRIVATE PASSENGER AUTO LIABILITY/MEDICAL

1. Prior.....	36,225	36,013	35,499	34,640	35,004	35,227	35,317	35,374	35,572	35,584	13	210
2. 2015.....	112,380	111,964	112,912	114,616	113,510	113,826	113,904	114,126	114,182	114,172	(10)	47
3. 2016.....	XXX	129,657	130,238	131,204	132,115	130,981	131,700	131,840	131,824	131,845	21	5
4. 2017.....	XXX	XXX	143,378	143,088	143,636	144,615	143,279	143,662	143,955	144,073	117	411
5. 2018.....	XXX	XXX	XXX	167,245	169,578	170,264	172,131	170,357	171,002	171,238	236	881
6. 2019.....	XXX	XXX	XXX	XXX	194,097	195,784	196,399	197,612	195,129	195,260	131	(2,352)
7. 2020.....	XXX	XXX	XXX	XXX	XXX	180,980	179,726	178,931	180,490	176,470	(4,020)	(2,461)
8. 2021.....	XXX	XXX	XXX	XXX	XXX	XXX	234,725	241,838	243,928	243,802	(126)	1,964
9. 2022.....	XXX	XXX	XXX	XXX	XXX	XXX	XXX	251,690	262,000	259,149	(2,851)	7,459
10. 2023.....	XXX	XXX	XXX	XXX	XXX	XXX	XXX	XXX	315,784	308,891	(6,892)	XXX
11. 2024	XXX	XXX	XXX	XXX	XXX	XXX	XXX	XXX	373,655		XXX	XXX
12. Totals											(13,382)	6,163

SCHEDULE P - PART 2C - COMMERCIAL AUTO/TRUCK LIABILITY/MEDICAL

1. Prior.....	502	676	681	663	743	818	842	874	874	872	(3)	(3)
2. 2015.....	709	698	664	709	709	689	689	689	689	689		
3. 2016.....	XXX	1,146	1,225	1,368	1,423	1,409	1,408	1,405	1,404	1,404		
4. 2017.....	XXX	XXX	1,020	1,138	1,098	1,118	1,115	1,106	1,099	1,102	3	(5)
5. 2018.....	XXX	XXX	XXX	1,308	1,477	1,611	1,678	1,695	1,690	1,669	(21)	(25)
6. 2019.....	XXX	XXX	XXX	XXX	1,508	1,600	1,686	1,700	1,631	1,632	1	(88)
7. 2020.....	XXX	XXX	XXX	XXX	XXX	1,024	1,139	1,085	1,030	1,017	(13)	(67)
8. 2021.....	XXX	XXX	XXX	XXX	XXX	XXX	1,198	1,305	1,258	1,280	22	(25)
9. 2022.....	XXX	XXX	XXX	XXX	XXX	XXX	XXX	1,789	2,107	2,026	(81)	237
10. 2023.....	XXX	XXX	XXX	XXX	XXX	XXX	XXX	XXX	2,159	2,032	(127)	XXX
11. 2024	XXX	XXX	XXX	XXX	XXX	XXX	XXX	XXX	2,191		XXX	XXX
12. Totals											(220)	42

SCHEDULE P - PART 2D - WORKERS' COMPENSATION
(EXCLUDING EXCESS WORKERS' COMPENSATION)

1. Prior.....												
2. 2015.....												
3. 2016.....	XXX											
4. 2017.....	XXX	XXX										
5. 2018.....	XXX	XXX	XXX									
6. 2019.....	XXX	XXX	XXX	XXX								
7. 2020.....	XXX	XXX	XXX	XXX	XXX							
8. 2021.....	XXX	XXX	XXX	XXX	XXX	XXX						
9. 2022.....	XXX	XXX	XXX	XXX	XXX	XXX	XXX					
10. 2023.....	XXX	XXX	XXX	XXX	XXX	XXX	XXX	XXX				XXX
11. 2024	XXX	XXX	XXX	XXX	XXX	XXX	XXX	XXX	XXX		XXX	XXX
12. Totals												

SCHEDULE P - PART 2E - COMMERCIAL MULTIPLE PERIL

1. Prior.....												
2. 2015.....												
3. 2016.....	XXX											
4. 2017.....	XXX	XXX										
5. 2018.....	XXX	XXX	XXX									
6. 2019.....	XXX	XXX	XXX	XXX								
7. 2020.....	XXX	XXX	XXX	XXX	XXX							
8. 2021.....	XXX	XXX	XXX	XXX	XXX	XXX						
9. 2022.....	XXX	XXX	XXX	XXX	XXX	XXX	XXX					
10. 2023.....	XXX	XXX	XXX	XXX	XXX	XXX	XXX	XXX	11	6	(5)	XXX
11. 2024	XXX	XXX	XXX	XXX	XXX	XXX	XXX	XXX	38		XXX	XXX
12. Totals											(5)	

ANNUAL STATEMENT FOR THE YEAR 2024 OF THE PROGRESSIVE ADVANCED INSURANCE COMPANY

SCHEDULE P - PART 2F - SECTION 1 - MEDICAL PROFESSIONAL LIABILITY - OCCURRENCE

Years in Which Losses Were Incurred	INCURRED NET LOSSES AND DEFENSE AND COST CONTAINMENT EXPENSES REPORTED AT YEAR END (\$000 OMITTED)										DEVELOPMENT	
	1 2015	2 2016	3 2017	4 2018	5 2019	6 2020	7 2021	8 2022	9 2023	10 2024	11 One Year	12 Two Year
1. Prior.....												
2. 2015.....												
3. 2016.....	XXX											
4. 2017.....	XXX	XXX										
5. 2018.....	XXX	XXX	XXX									
6. 2019.....	XXX	XXX	XXX	XXX								
7. 2020.....	XXX	XXX	XXX	XXX	XXX							
8. 2021.....	XXX	XXX	XXX	XXX	XXX	XXX						
9. 2022.....	XXX	XXX	XXX	XXX	XXX	XXX	XXX					
10. 2023.....	XXX	XXX	XXX	XXX	XXX	XXX	XXX	XXX				XXX
11. 2024	XXX	XXX	XXX	XXX	XXX	XXX	XXX	XXX	XXX		XXX	XXX
12. Totals												

SCHEDULE P - PART 2F - SECTION 2 - MEDICAL PROFESSIONAL LIABILITY - CLAIMS-MADE

1. Prior.....												
2. 2015.....												
3. 2016.....	XXX											
4. 2017.....	XXX	XXX										
5. 2018.....	XXX	XXX	XXX									
6. 2019.....	XXX	XXX	XXX	XXX								
7. 2020.....	XXX	XXX	XXX	XXX	XXX							
8. 2021.....	XXX	XXX	XXX	XXX	XXX	XXX						
9. 2022.....	XXX	XXX	XXX	XXX	XXX	XXX	XXX					
10. 2023.....	XXX	XXX	XXX	XXX	XXX	XXX	XXX	XXX				XXX
11. 2024	XXX	XXX	XXX	XXX	XXX	XXX	XXX	XXX	XXX		XXX	XXX
12. Totals												

SCHEDULE P - PART 2G - SPECIAL LIABILITY (OCEAN MARINE, AIRCRAFT (ALL PERILS),
BOILER AND MACHINERY)

1. Prior.....												
2. 2015.....												
3. 2016.....	XXX											
4. 2017.....	XXX	XXX										
5. 2018.....	XXX	XXX	XXX									
6. 2019.....	XXX	XXX	XXX	XXX								
7. 2020.....	XXX	XXX	XXX	XXX	XXX							
8. 2021.....	XXX	XXX	XXX	XXX	XXX	XXX						
9. 2022.....	XXX	XXX	XXX	XXX	XXX	XXX	XXX					
10. 2023.....	XXX	XXX	XXX	XXX	XXX	XXX	XXX	XXX				XXX
11. 2024	XXX	XXX	XXX	XXX	XXX	XXX	XXX	XXX	XXX		XXX	XXX
12. Totals												

SCHEDULE P - PART 2H - SECTION 1 - OTHER LIABILITY - OCCURRENCE

1. Prior.....	193	180	182	175	175	174	170	170	170	170		
2. 2015.....	342	353	325	328	322	322	322	322	322	323		
3. 2016.....	XXX	458	475	491	469	474	475	478	477	477		(1)
4. 2017.....	XXX	XXX	455	502	483	477	476	468	467	467		(1)
5. 2018.....	XXX	XXX	XXX	388	427	426	407	401	401	405	4	4
6. 2019.....	XXX	XXX	XXX	XXX	639	611	636	628	620	621		(7)
7. 2020.....	XXX	XXX	XXX	XXX	XXX	699	666	642	672	688	16	46
8. 2021.....	XXX	XXX	XXX	XXX	XXX	XXX	746	707	737	731	(7)	23
9. 2022.....	XXX	XXX	XXX	XXX	XXX	XXX	XXX	1,028	1,106	1,140	34	112
10. 2023.....	XXX	XXX	XXX	XXX	XXX	XXX	XXX	XXX	836	838	2	XXX
11. 2024	XXX	XXX	XXX	XXX	XXX	XXX	XXX	XXX	XXX	1,118	XXX	XXX
12. Totals											50	175

SCHEDULE P - PART 2H - SECTION 2 - OTHER LIABILITY - CLAIMS-MADE

1. Prior.....	31	45	175	160	160	160	160	160	160	160		
2. 2015.....	22	23	25	22	22	22	22	22	22	22		
3. 2016.....	XXX	1	3									
4. 2017.....	XXX	XXX	54	50	50	50	50	50	50	50		
5. 2018.....	XXX	XXX	XXX	619	604	604	604	604	604	604		
6. 2019.....	XXX	XXX	XXX	XXX	9							
7. 2020.....	XXX	XXX	XXX	XXX	XXX	7						
8. 2021.....	XXX	XXX	XXX	XXX	XXX	XXX	110	80	80	80		
9. 2022.....	XXX	XXX	XXX	XXX	XXX	XXX	XXX	100				(100)
10. 2023.....	XXX	XXX	XXX	XXX	XXX	XXX	XXX	XXX	140	1	(140)	XXX
11. 2024	XXX	XXX	XXX	XXX	XXX	XXX	XXX	XXX	XXX	796	XXX	XXX
12. Totals											(140)	(100)

ANNUAL STATEMENT FOR THE YEAR 2024 OF THE PROGRESSIVE ADVANCED INSURANCE COMPANY

SCHEDULE P - PART 2I - SPECIAL PROPERTY (FIRE, ALLIED LINES, INLAND MARINE, EARTHQUAKE, BURGLARY, AND THEFT)

Years in Which Losses Were Incurred	INCURRED NET LOSSES AND DEFENSE AND COST CONTAINMENT EXPENSES REPORTED AT YEAR END (\$000 OMITTED)										DEVELOPMENT	
	1 2015	2 2016	3 2017	4 2018	5 2019	6 2020	7 2021	8 2022	9 2023	10 2024	11 One Year	12 Two Year
1. Prior.....	10		3	3	4	1	1	1				
2. 2015.....	1,302	1,285	1,278	1,279	1,279	1,279	1,279	1,279	1,279	1,279		
3. 2016.....	XXX	1,601	1,561	1,541	1,541	1,536	1,536	1,536	1,536	1,535	(1)	(1)
4. 2017.....	XXX	XXX	2,013	2,016	2,022	2,024	2,025	2,021	2,020	2,020		(1)
5. 2018.....	XXX	XXX	XXX	2,110	2,149	2,124	2,134	2,134	2,133	2,133		(1)
6. 2019.....	XXX	XXX	XXX	XXX	1,828	1,811	1,814	1,812	1,814	1,814		2
7. 2020.....	XXX	XXX	XXX	XXX	XXX	2,800	2,772	2,757	2,759	2,758	(1)	
8. 2021.....	XXX	XXX	XXX	XXX	XXX	XXX	2,429	2,425	2,441	2,449	8	24
9. 2022.....	XXX	XXX	XXX	XXX	XXX	XXX	XXX	4,078	4,043	4,067	25	(10)
10. 2023.....	XXX	XXX	XXX	XXX	XXX	XXX	XXX	XXX	3,302	3,327	25	XXX
11. 2024.....	XXX	XXX	XXX	XXX	XXX	XXX	XXX	XXX	XXX	4,477	XXX	XXX
12. Totals											55	12

SCHEDULE P - PART 2J - AUTO PHYSICAL DAMAGE

1. Prior.....	(124)	(181)	(272)	(225)	961	922	873	840	832	809	(23)	(31)
2. 2015.....	67,575	67,375	67,269	67,170	67,277	67,244	67,234	67,215	67,192	67,191	(1)	(25)
3. 2016.....	XXX	80,635	79,447	79,532	79,447	79,553	79,558	79,544	79,509	79,509		(35)
4. 2017.....	XXX	XXX	86,955	87,044	87,216	87,100	87,274	87,263	87,225	87,231	6	(31)
5. 2018.....	XXX	XXX	XXX	104,639	104,312	104,371	104,265	104,494	104,464	104,446	(18)	(48)
6. 2019.....	XXX	XXX	XXX	XXX	121,899	120,662	121,055	121,008	121,316	121,359	42	350
7. 2020.....	XXX	XXX	XXX	XXX	XXX	122,186	121,793	122,197	122,092	122,441	349	243
8. 2021.....	XXX	XXX	XXX	XXX	XXX	XXX	186,620	181,103	181,299	181,176	(123)	73
9. 2022.....	XXX	XXX	XXX	XXX	XXX	XXX	XXX	215,036	219,327	220,766	1,438	5,730
10. 2023.....	XXX	XXX	XXX	XXX	XXX	XXX	XXX	XXX	239,408	243,080	3,673	XXX
11. 2024.....	XXX	XXX	XXX	XXX	XXX	XXX	XXX	XXX	XXX	260,089	XXX	XXX
12. Totals											5,344	6,226

SCHEDULE P - PART 2K - FIDELITY/SURETY

1. Prior.....												
2. 2015.....												
3. 2016.....	XXX											
4. 2017.....	XXX	XXX										
5. 2018.....	XXX	XXX	XXX									
6. 2019.....	XXX	XXX	XXX	XXX	XXX	XXX	XXX	XXX	XXX	XXX	XXX	XXX
7. 2020.....	XXX	XXX	XXX	XXX	XXX	XXX	XXX	XXX	XXX	XXX	XXX	XXX
8. 2021.....	XXX	XXX	XXX	XXX	XXX	XXX	XXX	XXX	XXX	XXX	XXX	XXX
9. 2022.....	XXX	XXX	XXX	XXX	XXX	XXX	XXX	XXX	XXX	XXX	XXX	XXX
10. 2023.....	XXX	XXX	XXX	XXX	XXX	XXX	XXX	XXX	XXX	XXX	XXX	XXX
11. 2024.....	XXX	XXX	XXX	XXX	XXX	XXX	XXX	XXX	XXX	XXX	XXX	XXX
12. Totals												

SCHEDULE P - PART 2L - OTHER (INCLUDING CREDIT, ACCIDENT AND HEALTH)

1. Prior.....												
2. 2015.....												
3. 2016.....	XXX											
4. 2017.....	XXX	XXX										
5. 2018.....	XXX	XXX	XXX									
6. 2019.....	XXX	XXX	XXX	XXX	XXX	XXX	XXX	XXX	XXX	XXX	XXX	XXX
7. 2020.....	XXX	XXX	XXX	XXX	XXX	XXX	XXX	XXX	XXX	XXX	XXX	XXX
8. 2021.....	XXX	XXX	XXX	XXX	XXX	XXX	XXX	XXX	XXX	XXX	XXX	XXX
9. 2022.....	XXX	XXX	XXX	XXX	XXX	XXX	XXX	XXX	XXX	XXX	XXX	XXX
10. 2023.....	XXX	XXX	XXX	XXX	XXX	XXX	XXX	XXX	XXX	XXX	XXX	XXX
11. 2024.....	XXX	XXX	XXX	XXX	XXX	XXX	XXX	XXX	XXX	XXX	XXX	XXX
12. Totals												

SCHEDULE P - PART 2M - INTERNATIONAL

1. Prior.....												
2. 2015.....												
3. 2016.....	XXX											
4. 2017.....	XXX	XXX										
5. 2018.....	XXX	XXX	XXX									
6. 2019.....	XXX	XXX	XXX	XXX	XXX	XXX	XXX	XXX	XXX	XXX	XXX	XXX
7. 2020.....	XXX	XXX	XXX	XXX	XXX	XXX	XXX	XXX	XXX	XXX	XXX	XXX
8. 2021.....	XXX	XXX	XXX	XXX	XXX	XXX	XXX	XXX	XXX	XXX	XXX	XXX
9. 2022.....	XXX	XXX	XXX	XXX	XXX	XXX	XXX	XXX	XXX	XXX	XXX	XXX
10. 2023.....	XXX	XXX	XXX	XXX	XXX	XXX	XXX	XXX	XXX	XXX	XXX	XXX
11. 2024.....	XXX	XXX	XXX	XXX	XXX	XXX	XXX	XXX	XXX	XXX	XXX	XXX
12. Totals												

SCHEDULE P - PART 2N - REINSURANCE
NONPROPORTIONAL ASSUMED PROPERTY

Years in Which Losses Were Incurred	INCURRED NET LOSSES AND DEFENSE AND COST CONTAINMENT EXPENSES REPORTED AT YEAR END (\$000 OMITTED)										DEVELOPMENT	
	1 2015	2 2016	3 2017	4 2018	5 2019	6 2020	7 2021	8 2022	9 2023	10 2024	11 One Year	12 Two Year
1. Prior.....												
2. 2015.....												
3. 2016.....	XXX											
4. 2017.....	XXX	XXX										
5. 2018.....	XXX	XXX	XXX									
6. 2019.....	XXX	XXX	XXX									
7. 2020.....	XXX	XXX	XXX	XXX								
8. 2021.....	XXX	XXX	XXX	XXX	XXX	XXX						
9. 2022.....	XXX	XXX	XXX	XXX	XXX	XXX	XXX					
10. 2023.....	XXX	XXX	XXX	XXX	XXX	XXX	XXX	XXX				XXX
11. 2024	XXX	XXX	XXX	XXX	XXX	XXX	XXX	XXX	XXX		XXX	XXX
12. Totals												

SCHEDULE P - PART 2O - REINSURANCE
NONPROPORTIONAL ASSUMED LIABILITY

1. Prior.....												
2. 2015.....												
3. 2016.....	XXX											
4. 2017.....	XXX	XXX										
5. 2018.....	XXX	XXX	XXX									
6. 2019.....	XXX	XXX	XXX	XXX								
7. 2020.....	XXX	XXX	XXX	XXX	XXX							
8. 2021.....	XXX	XXX	XXX	XXX	XXX	XXX						
9. 2022.....	XXX	XXX	XXX	XXX	XXX	XXX	XXX					
10. 2023.....	XXX	XXX	XXX	XXX	XXX	XXX	XXX	XXX				XXX
11. 2024	XXX	XXX	XXX	XXX	XXX	XXX	XXX	XXX	XXX		XXX	XXX
12. Totals												

SCHEDULE P - PART 2P - REINSURANCE
NONPROPORTIONAL ASSUMED FINANCIAL LINES

1. Prior.....												
2. 2015.....												
3. 2016.....	XXX											
4. 2017.....	XXX	XXX										
5. 2018.....	XXX	XXX	XXX									
6. 2019.....	XXX	XXX	XXX	XXX								
7. 2020.....	XXX	XXX	XXX	XXX	XXX							
8. 2021.....	XXX	XXX	XXX	XXX	XXX	XXX						
9. 2022.....	XXX	XXX	XXX	XXX	XXX	XXX	XXX					
10. 2023.....	XXX	XXX	XXX	XXX	XXX	XXX	XXX	XXX				XXX
11. 2024	XXX	XXX	XXX	XXX	XXX	XXX	XXX	XXX	XXX		XXX	XXX
12. Totals												

ANNUAL STATEMENT FOR THE YEAR 2024 OF THE PROGRESSIVE ADVANCED INSURANCE COMPANY

SCHEDULE P - PART 2R - SECTION 1 - PRODUCTS LIABILITY - OCCURRENCE

Years in Which Losses Were Incurred	INCURRED NET LOSSES AND DEFENSE AND COST CONTAINMENT EXPENSES REPORTED AT YEAR END (\$000 OMITTED)										DEVELOPMENT	
	1 2015	2 2016	3 2017	4 2018	5 2019	6 2020	7 2021	8 2022	9 2023	10 2024	11 One Year	12 Two Year
1. Prior.....												
2. 2015.....												
3. 2016.....	XXX											
4. 2017.....	XXX	XXX										
5. 2018.....	XXX	XXX	XXX									
6. 2019.....	XXX	XXX	XXX	XXX								
7. 2020.....	XXX	XXX	XXX	XXX	XXX							
8. 2021.....	XXX	XXX	XXX	XXX	XXX	XXX						
9. 2022.....	XXX	XXX	XXX	XXX	XXX	XXX	XXX					
10. 2023.....	XXX	XXX	XXX	XXX	XXX	XXX	XXX	XXX				XXX
11. 2024.....	XXX	XXX	XXX	XXX	XXX	XXX	XXX	XXX	XXX		XXX	XXX
12. Totals												

SCHEDULE P - PART 2R - SECTION 2 - PRODUCTS LIABILITY - CLAIMS-MADE

1. Prior.....												
2. 2015.....												
3. 2016.....	XXX											
4. 2017.....	XXX	XXX										
5. 2018.....	XXX	XXX	XXX									
6. 2019.....	XXX	XXX	XXX	XXX								
7. 2020.....	XXX	XXX	XXX	XXX	XXX							
8. 2021.....	XXX	XXX	XXX	XXX	XXX	XXX						
9. 2022.....	XXX	XXX	XXX	XXX	XXX	XXX	XXX					
10. 2023.....	XXX	XXX	XXX	XXX	XXX	XXX	XXX	XXX				XXX
11. 2024.....	XXX	XXX	XXX	XXX	XXX	XXX	XXX	XXX	XXX		XXX	XXX
12. Totals												

SCHEDULE P - PART 2S - FINANCIAL GUARANTY/MORTGAGE GUARANTY

1. Prior.....												
2. 2015.....												
3. 2016.....	XXX											
4. 2017.....	XXX	XXX										
5. 2018.....	XXX	XXX	XXX									
6. 2019.....	XXX	XXX	XXX	XXX								
7. 2020.....	XXX	XXX	XXX	XXX	XXX							
8. 2021.....	XXX	XXX	XXX	XXX	XXX	XXX						
9. 2022.....	XXX	XXX	XXX	XXX	XXX	XXX	XXX					
10. 2023.....	XXX	XXX	XXX	XXX	XXX	XXX	XXX	XXX				XXX
11. 2024.....	XXX	XXX	XXX	XXX	XXX	XXX	XXX	XXX	XXX		XXX	XXX
12. Totals												

SCHEDULE P - PART 2T - WARRANTY

1. Prior.....												
2. 2015.....												
3. 2016.....	XXX											
4. 2017.....	XXX	XXX										
5. 2018.....	XXX	XXX	XXX									
6. 2019.....	XXX	XXX	XXX	XXX								
7. 2020.....	XXX	XXX	XXX	XXX	XXX							
8. 2021.....	XXX	XXX	XXX	XXX	XXX	XXX						
9. 2022.....	XXX	XXX	XXX	XXX	XXX	XXX	XXX					
10. 2023.....	XXX	XXX	XXX	XXX	XXX	XXX	XXX	XXX				XXX
11. 2024.....	XXX	XXX	XXX	XXX	XXX	XXX	XXX	XXX	XXX	1	XXX	XXX
12. Totals												

SCHEDULE P - PART 2U - PET INSURANCE PLANS

1. Prior.....												
2. 2015.....												
3. 2016.....	XXX											
4. 2017.....	XXX	XXX										
5. 2018.....	XXX	XXX	XXX									
6. 2019.....	XXX	XXX	XXX	XXX								
7. 2020.....	XXX	XXX	XXX	XXX	XXX							
8. 2021.....	XXX	XXX	XXX	XXX	XXX	XXX						
9. 2022.....	XXX	XXX	XXX	XXX	XXX	XXX	XXX					
10. 2023.....	XXX	XXX	XXX	XXX	XXX	XXX	XXX	XXX				XXX
11. 2024.....	XXX	XXX	XXX	XXX	XXX	XXX	XXX	XXX	XXX		XXX	XXX
12. Totals												

ANNUAL STATEMENT FOR THE YEAR 2024 OF THE PROGRESSIVE ADVANCED INSURANCE COMPANY

SCHEDULE P - PART 3A - HOMEOWNERS/FARMOWNERS

Years in Which Losses Were Incurred	CUMULATIVE PAID NET LOSSES AND DEFENSE AND COST CONTAINMENT EXPENSES REPORTED AT YEAR END (\$000 OMITTED)										11 Number of Claims Closed With Loss Payment	12 Number of Claims Closed Without Loss Payment
	1	2	3	4	5	6	7	8	9	10		
	2015	2016	2017	2018	2019	2020	2021	2022	2023	2024		
1. Prior.....	000.....			2	2	2	2	2	2	2		
2. 2015.....												
3. 2016.....	XXX.....											
4. 2017.....	XXX.....	XXX.....										
5. 2018.....	XXX.....	XXX.....	XXX.....									
6. 2019.....	XXX.....	XXX.....	XXX.....	XXX.....								
7. 2020.....	XXX.....	XXX.....	XXX.....	XXX.....	XXX.....							
8. 2021.....	XXX.....	XXX.....	XXX.....	XXX.....	XXX.....	XXX.....						
9. 2022.....	XXX.....	XXX.....	XXX.....	XXX.....	XXX.....	XXX.....	XXX.....					
10. 2023.....	XXX.....	XXX.....	XXX.....	XXX.....	XXX.....	XXX.....	XXX.....	XXX.....				
11. 2024.....	XXX.....	XXX.....	XXX.....	XXX.....	XXX.....	XXX.....	XXX.....	XXX.....	XXX.....			

SCHEDULE P - PART 3B - PRIVATE PASSENGER AUTO LIABILITY/MEDICAL

1. Prior.....	000.....	19,708	28,529	31,949	33,551	34,322	34,774	34,987	35,252	35,366	5,612	264
2. 2015.....	51,202	87,479	101,354	108,878	111,894	112,859	113,500	113,928	114,056	114,107	21,868	12,198
3. 2016.....	XXX.....	59,649	100,900	117,485	125,666	128,604	130,485	131,195	131,514	131,624	24,698	14,300
4. 2017.....	XXX.....	XXX.....	64,090	109,932	129,011	136,942	140,819	142,478	143,415	143,731	25,968	15,195
5. 2018.....	XXX.....	XXX.....	XXX.....	75,295	130,920	152,201	162,874	167,457	169,567	170,473	29,293	17,825
6. 2019.....	XXX.....	XXX.....	XXX.....	XXX.....	87,924	149,388	175,267	187,148	192,128	193,943	31,865	20,508
7. 2020.....	XXX.....	XXX.....	XXX.....	XXX.....	XXX.....	76,716	135,109	158,912	169,583	173,987	26,308	18,643
8. 2021.....	XXX.....	XXX.....	XXX.....	XXX.....	XXX.....	XXX.....	97,667	182,805	217,811	231,682	32,491	24,154
9. 2022.....	XXX.....	XXX.....	XXX.....	XXX.....	XXX.....	XXX.....	XXX.....	103,301	198,190	232,477	31,407	20,555
10. 2023.....	XXX.....	XXX.....	XXX.....	XXX.....	XXX.....	XXX.....	XXX.....	XXX.....	127,031	232,248	33,198	23,184
11. 2024.....	XXX.....	XXX.....	XXX.....	XXX.....	XXX.....	XXX.....	XXX.....	XXX.....	XXX.....	145,255	26,168	24,725

SCHEDULE P - PART 3C - COMMERCIAL AUTO/TRUCK LIABILITY/MEDICAL

1. Prior.....	000.....	450	546	603	742	818	820	872	872	872	4	1
2. 2015.....	171	402	563	670	681	689	689	689	689	689	48	23
3. 2016.....	XXX.....	203	642	1,034	1,283	1,374	1,404	1,405	1,404	1,404	63	26
4. 2017.....	XXX.....	XXX.....	219	530	788	926	1,020	1,072	1,083	1,087	64	28
5. 2018.....	XXX.....	XXX.....	XXX.....	229	732	1,088	1,328	1,529	1,660	1,660	66	34
6. 2019.....	XXX.....	XXX.....	XXX.....	XXX.....	259	846	1,293	1,504	1,619	1,629	65	30
7. 2020.....	XXX.....	XXX.....	XXX.....	XXX.....	XXX.....	225	645	782	920	987	44	25
8. 2021.....	XXX.....	XXX.....	XXX.....	XXX.....	XXX.....	XXX.....	145	406	773	1,159	48	28
9. 2022.....	XXX.....	XXX.....	XXX.....	XXX.....	XXX.....	XXX.....	XXX.....	231	849	1,454	54	35
10. 2023.....	XXX.....	XXX.....	XXX.....	XXX.....	XXX.....	XXX.....	XXX.....	XXX.....	258	909	49	38
11. 2024.....	XXX.....	XXX.....	XXX.....	XXX.....	XXX.....	XXX.....	XXX.....	XXX.....	XXX.....	283	33	27

SCHEDULE P - PART 3D - WORKERS' COMPENSATION
(EXCLUDING EXCESS WORKERS' COMPENSATION)

1. Prior.....	000.....											
2. 2015.....												
3. 2016.....	XXX.....											
4. 2017.....	XXX.....	XXX.....										
5. 2018.....	XXX.....	XXX.....	XXX.....									
6. 2019.....	XXX.....	XXX.....	XXX.....	XXX.....								
7. 2020.....	XXX.....	XXX.....	XXX.....	XXX.....	XXX.....							
8. 2021.....	XXX.....	XXX.....	XXX.....	XXX.....	XXX.....	XXX.....						
9. 2022.....	XXX.....	XXX.....	XXX.....	XXX.....	XXX.....	XXX.....	XXX.....					
10. 2023.....	XXX.....	XXX.....	XXX.....	XXX.....	XXX.....	XXX.....	XXX.....	XXX.....				
11. 2024.....	XXX.....	XXX.....	XXX.....	XXX.....	XXX.....	XXX.....	XXX.....	XXX.....	XXX.....			

NONE

SCHEDULE P - PART 3E - COMMERCIAL MULTIPLE PERIL

1. Prior.....	000.....											
2. 2015.....												
3. 2016.....	XXX.....											
4. 2017.....	XXX.....	XXX.....										
5. 2018.....	XXX.....	XXX.....	XXX.....									
6. 2019.....	XXX.....	XXX.....	XXX.....	XXX.....								
7. 2020.....	XXX.....	XXX.....	XXX.....	XXX.....	XXX.....							
8. 2021.....	XXX.....	XXX.....	XXX.....	XXX.....	XXX.....	XXX.....						
9. 2022.....	XXX.....	XXX.....	XXX.....	XXX.....	XXX.....	XXX.....	XXX.....					
10. 2023.....	XXX.....	XXX.....	XXX.....	XXX.....	XXX.....	XXX.....	XXX.....	XXX.....	1	2		
11. 2024.....	XXX.....	XXX.....	XXX.....	XXX.....	XXX.....	XXX.....	XXX.....	XXX.....	XXX.....	2		

ANNUAL STATEMENT FOR THE YEAR 2024 OF THE PROGRESSIVE ADVANCED INSURANCE COMPANY

SCHEDULE P - PART 3F - SECTION 1 - MEDICAL PROFESSIONAL LIABILITY - OCCURRENCE

Years in Which Losses Were Incurred	CUMULATIVE PAID NET LOSSES AND DEFENSE AND COST CONTAINMENT EXPENSES REPORTED AT YEAR END (\$000 OMITTED)										11 Number of Claims Closed With Loss Payment	12 Number of Claims Closed Without Loss Payment
	1	2	3	4	5	6	7	8	9	10		
	2015	2016	2017	2018	2019	2020	2021	2022	2023	2024		
1. Prior.....	000.....											
2. 2015.....												
3. 2016.....	XXX.....											
4. 2017.....	XXX.....	XXX.....										
5. 2018.....	XXX.....	XXX.....	XXX.....									
6. 2019.....	XXX.....	XXX.....	XXX.....	XXX.....								
7. 2020.....	XXX.....	XXX.....	XXX.....	XXX.....	XXX.....	XXX.....						
8. 2021.....	XXX.....	XXX.....	XXX.....	XXX.....	XXX.....	XXX.....	XXX.....					
9. 2022.....	XXX.....	XXX.....	XXX.....	XXX.....	XXX.....	XXX.....	XXX.....	XXX.....				
10. 2023.....	XXX.....	XXX.....	XXX.....	XXX.....	XXX.....	XXX.....	XXX.....	XXX.....	XXX.....			
11. 2024.....	XXX.....	XXX.....	XXX.....	XXX.....	XXX.....	XXX.....	XXX.....	XXX.....	XXX.....			

SCHEDULE P - PART 3F - SECTION 2 - MEDICAL PROFESSIONAL LIABILITY - CLAIMS-MADE

1. Prior.....	000.....											
2. 2015.....												
3. 2016.....	XXX.....											
4. 2017.....	XXX.....	XXX.....										
5. 2018.....	XXX.....	XXX.....	XXX.....									
6. 2019.....	XXX.....	XXX.....	XXX.....	XXX.....								
7. 2020.....	XXX.....	XXX.....	XXX.....	XXX.....	XXX.....	XXX.....						
8. 2021.....	XXX.....	XXX.....	XXX.....	XXX.....	XXX.....	XXX.....	XXX.....					
9. 2022.....	XXX.....	XXX.....	XXX.....	XXX.....	XXX.....	XXX.....	XXX.....	XXX.....				
10. 2023.....	XXX.....	XXX.....	XXX.....	XXX.....	XXX.....	XXX.....	XXX.....	XXX.....	XXX.....			
11. 2024.....	XXX.....	XXX.....	XXX.....	XXX.....	XXX.....	XXX.....	XXX.....	XXX.....	XXX.....			

SCHEDULE P - PART 3G - SPECIAL LIABILITY (OCEAN MARINE, AIRCRAFT (ALL PERILS), BOILER AND MACHINERY)

1. Prior.....	000.....										XXX.....	XXX.....
2. 2015.....											XXX.....	XXX.....
3. 2016.....	XXX.....										XXX.....	XXX.....
4. 2017.....	XXX.....	XXX.....									XXX.....	XXX.....
5. 2018.....	XXX.....	XXX.....	XXX.....								XXX.....	XXX.....
6. 2019.....	XXX.....	XXX.....	XXX.....	XXX.....							XXX.....	XXX.....
7. 2020.....	XXX.....	XXX.....	XXX.....	XXX.....	XXX.....	XXX.....					XXX.....	XXX.....
8. 2021.....	XXX.....	XXX.....	XXX.....	XXX.....	XXX.....	XXX.....	XXX.....				XXX.....	XXX.....
9. 2022.....	XXX.....	XXX.....	XXX.....	XXX.....	XXX.....	XXX.....	XXX.....	XXX.....			XXX.....	XXX.....
10. 2023.....	XXX.....	XXX.....	XXX.....	XXX.....	XXX.....	XXX.....	XXX.....	XXX.....	XXX.....		XXX.....	XXX.....
11. 2024.....	XXX.....	XXX.....	XXX.....	XXX.....	XXX.....	XXX.....	XXX.....	XXX.....	XXX.....	XXX.....	XXX.....	XXX.....

SCHEDULE P - PART 3H - SECTION 1 - OTHER LIABILITY - OCCURRENCE

1. Prior.....	000.....	89.....	125.....	159.....	159.....	159.....	166.....	166.....	170.....	170.....	3.....	1.....
2. 2015.....	146.....	236.....	287.....	320.....	321.....	321.....	321.....	321.....	321.....	321.....	36.....	20.....
3. 2016.....	XXX.....	176.....	326.....	362.....	430.....	471.....	472.....	476.....	477.....	477.....	41.....	25.....
4. 2017.....	XXX.....	XXX.....	216.....	331.....	433.....	455.....	464.....	466.....	467.....	467.....	51.....	26.....
5. 2018.....	XXX.....	XXX.....	XXX.....	193.....	318.....	364.....	376.....	399.....	400.....	400.....	53.....	25.....
6. 2019.....	XXX.....	XXX.....	XXX.....	XXX.....	269.....	440.....	547.....	586.....	606.....	606.....	51.....	36.....
7. 2020.....	XXX.....	XXX.....	XXX.....	XXX.....	XXX.....	319.....	469.....	573.....	631.....	682.....	76.....	49.....
8. 2021.....	XXX.....	XXX.....	XXX.....	XXX.....	XXX.....	XXX.....	349.....	539.....	630.....	694.....	61.....	40.....
9. 2022.....	XXX.....	XXX.....	XXX.....	XXX.....	XXX.....	XXX.....	XXX.....	521.....	840.....	975.....	98.....	56.....
10. 2023.....	XXX.....	XXX.....	XXX.....	XXX.....	XXX.....	XXX.....	XXX.....	XXX.....	445.....	644.....	67.....	38.....
11. 2024.....	XXX.....	XXX.....	XXX.....	XXX.....	XXX.....	XXX.....	XXX.....	XXX.....	XXX.....	581.....	82.....	45.....

SCHEDULE P - PART 3H - SECTION 2 - OTHER LIABILITY - CLAIMS-MADE

1. Prior.....	000.....		160.....	160.....	160.....	160.....	160.....	160.....	160.....	160.....		
2. 2015.....	22.....	22.....	22.....	22.....	22.....	22.....	22.....	22.....	22.....	22.....		
3. 2016.....	XXX.....											
4. 2017.....	XXX.....	XXX.....	50.....	50.....	50.....	50.....	50.....	50.....	50.....	50.....		
5. 2018.....	XXX.....	XXX.....	XXX.....	364.....	604.....	604.....	604.....	604.....	604.....	604.....		
6. 2019.....	XXX.....	XXX.....	XXX.....	XXX.....								
7. 2020.....	XXX.....	XXX.....	XXX.....	XXX.....	XXX.....							
8. 2021.....	XXX.....	XXX.....	XXX.....	XXX.....	XXX.....	XXX.....	80.....	80.....	80.....	80.....		
9. 2022.....	XXX.....	XXX.....	XXX.....	XXX.....	XXX.....	XXX.....	XXX.....					
10. 2023.....	XXX.....	XXX.....	XXX.....	XXX.....	XXX.....	XXX.....	XXX.....	XXX.....				
11. 2024.....	XXX.....	XXX.....	XXX.....	XXX.....	XXX.....	XXX.....	XXX.....	XXX.....	XXX.....	619.....		

ANNUAL STATEMENT FOR THE YEAR 2024 OF THE PROGRESSIVE ADVANCED INSURANCE COMPANY

SCHEDULE P - PART 3I - SPECIAL PROPERTY (FIRE, ALLIED LINES, INLAND MARINE, EARTHQUAKE, BURGLARY, AND THEFT)

Years in Which Losses Were Incurred	CUMULATIVE PAID NET LOSSES AND DEFENSE AND COST CONTAINMENT EXPENSES REPORTED AT YEAR END (\$000 OMITTED)										11 Number of Claims Closed With Loss Payment	12 Number of Claims Closed Without Loss Payment
	1	2	3	4	5	6	7	8	9	10		
	2015	2016	2017	2018	2019	2020	2021	2022	2023	2024		
1. Prior.....	000.....		3.....	3.....	4.....	1.....	1.....	1.....			XXX.....	XXX.....
2. 2015.....	1,169.....	1,278.....	1,278.....	1,279.....	1,279.....	1,279.....	1,279.....	1,279.....	1,279.....	1,279.....	XXX.....	XXX.....
3. 2016.....	XXX.....	1,455.....	1,554.....	1,540.....	1,541.....	1,536.....	1,536.....	1,536.....	1,536.....	1,535.....	XXX.....	XXX.....
4. 2017.....	XXX.....	XXX.....	1,874.....	2,009.....	2,021.....	2,021.....	2,022.....	2,021.....	2,020.....	2,020.....	XXX.....	XXX.....
5. 2018.....	XXX.....	XXX.....	XXX.....	1,913.....	2,138.....	2,124.....	2,134.....	2,134.....	2,133.....	2,133.....	XXX.....	XXX.....
6. 2019.....	XXX.....	XXX.....	XXX.....	XXX.....	1,645.....	1,797.....	1,809.....	1,811.....	1,813.....	1,813.....	XXX.....	XXX.....
7. 2020.....	XXX.....	XXX.....	XXX.....	XXX.....	XXX.....	2,523.....	2,756.....	2,753.....	2,758.....	2,758.....	XXX.....	XXX.....
8. 2021.....	XXX.....	XXX.....	XXX.....	XXX.....	XXX.....	XXX.....	2,182.....	2,412.....	2,435.....	2,448.....	XXX.....	XXX.....
9. 2022.....	XXX.....	XXX.....	XXX.....	XXX.....	XXX.....	XXX.....	XXX.....	3,441.....	4,019.....	4,056.....	XXX.....	XXX.....
10. 2023.....	XXX.....	XXX.....	XXX.....	XXX.....	XXX.....	XXX.....	XXX.....	XXX.....	2,958.....	3,305.....	XXX.....	XXX.....
11. 2024.....	XXX.....	XXX.....	XXX.....	XXX.....	XXX.....	XXX.....	XXX.....	XXX.....	XXX.....	3,911.....	XXX.....	XXX.....

SCHEDULE P - PART 3J - AUTO PHYSICAL DAMAGE

1. Prior.....	000.....	(106).....	(188).....	(243).....	948.....	912.....	870.....	838.....	826.....	809.....	101.....	1.....
2. 2015.....	67,134.....	67,449.....	67,302.....	67,273.....	67,247.....	67,226.....	67,200.....	67,181.....	67,186.....	67,190.....	3.....	3.....
3. 2016.....	XXX.....	80,122.....	79,749.....	79,573.....	79,551.....	79,526.....	79,515.....	79,503.....	79,500.....	79,508.....	5.....	4.....
4. 2017.....	XXX.....	XXX.....	86,741.....	87,334.....	87,182.....	87,162.....	87,170.....	87,202.....	87,209.....	87,230.....	28.....	7.....
5. 2018.....	XXX.....	XXX.....	XXX.....	103,676.....	104,672.....	104,395.....	104,370.....	104,390.....	104,408.....	104,439.....	53.....	9.....
6. 2019.....	XXX.....	XXX.....	XXX.....	XXX.....	121,658.....	121,067.....	120,947.....	121,095.....	121,206.....	121,320.....	151.....	19.....
7. 2020.....	XXX.....	XXX.....	XXX.....	XXX.....	XXX.....	120,191.....	122,164.....	122,076.....	122,259.....	122,404.....	71,893.....	23,528.....
8. 2021.....	XXX.....	XXX.....	XXX.....	XXX.....	XXX.....	XXX.....	175,821.....	181,394.....	180,801.....	180,984.....	87,335.....	32,325.....
9. 2022.....	XXX.....	XXX.....	XXX.....	XXX.....	XXX.....	XXX.....	XXX.....	205,305.....	219,520.....	219,640.....	87,838.....	33,195.....
10. 2023.....	XXX.....	XXX.....	XXX.....	XXX.....	XXX.....	XXX.....	XXX.....	XXX.....	231,778.....	243,488.....	93,931.....	36,023.....
11. 2024.....	XXX.....	XXX.....	XXX.....	XXX.....	XXX.....	XXX.....	XXX.....	XXX.....	XXX.....	246,835.....	91,622.....	35,656.....

SCHEDULE P - PART 3K - FIDELITY/SURETY

1. Prior.....	000.....										XXX.....	XXX.....
2. 2015.....											XXX.....	XXX.....
3. 2016.....	XXX.....										XXX.....	XXX.....
4. 2017.....	XXX.....	XXX.....									XXX.....	XXX.....
5. 2018.....	XXX.....	XXX.....	XXX.....								XXX.....	XXX.....
6. 2019.....	XXX.....	XXX.....	XXX.....	XXX.....							XXX.....	XXX.....
7. 2020.....	XXX.....	XXX.....	XXX.....	XXX.....	XXX.....	XXX.....					XXX.....	XXX.....
8. 2021.....	XXX.....	XXX.....	XXX.....	XXX.....	XXX.....	XXX.....	XXX.....				XXX.....	XXX.....
9. 2022.....	XXX.....	XXX.....	XXX.....	XXX.....	XXX.....	XXX.....	XXX.....	XXX.....			XXX.....	XXX.....
10. 2023.....	XXX.....	XXX.....	XXX.....	XXX.....	XXX.....	XXX.....	XXX.....	XXX.....	XXX.....		XXX.....	XXX.....
11. 2024.....	XXX.....	XXX.....	XXX.....	XXX.....	XXX.....	XXX.....	XXX.....	XXX.....	XXX.....	XXX.....	XXX.....	XXX.....

SCHEDULE P - PART 3L - OTHER (INCLUDING CREDIT, ACCIDENT AND HEALTH)

1. Prior.....	000.....										XXX.....	XXX.....
2. 2015.....											XXX.....	XXX.....
3. 2016.....	XXX.....										XXX.....	XXX.....
4. 2017.....	XXX.....	XXX.....									XXX.....	XXX.....
5. 2018.....	XXX.....	XXX.....	XXX.....								XXX.....	XXX.....
6. 2019.....	XXX.....	XXX.....	XXX.....	XXX.....							XXX.....	XXX.....
7. 2020.....	XXX.....	XXX.....	XXX.....	XXX.....	XXX.....	XXX.....					XXX.....	XXX.....
8. 2021.....	XXX.....	XXX.....	XXX.....	XXX.....	XXX.....	XXX.....	XXX.....				XXX.....	XXX.....
9. 2022.....	XXX.....	XXX.....	XXX.....	XXX.....	XXX.....	XXX.....	XXX.....	XXX.....			XXX.....	XXX.....
10. 2023.....	XXX.....	XXX.....	XXX.....	XXX.....	XXX.....	XXX.....	XXX.....	XXX.....	XXX.....		XXX.....	XXX.....
11. 2024.....	XXX.....	XXX.....	XXX.....	XXX.....	XXX.....	XXX.....	XXX.....	XXX.....	XXX.....	XXX.....	XXX.....	XXX.....

SCHEDULE P - PART 3M - INTERNATIONAL

1. Prior.....	000.....										XXX.....	XXX.....
2. 2015.....											XXX.....	XXX.....
3. 2016.....	XXX.....										XXX.....	XXX.....
4. 2017.....	XXX.....	XXX.....									XXX.....	XXX.....
5. 2018.....	XXX.....	XXX.....	XXX.....								XXX.....	XXX.....
6. 2019.....	XXX.....	XXX.....	XXX.....	XXX.....							XXX.....	XXX.....
7. 2020.....	XXX.....	XXX.....	XXX.....	XXX.....	XXX.....	XXX.....					XXX.....	XXX.....
8. 2021.....	XXX.....	XXX.....	XXX.....	XXX.....	XXX.....	XXX.....	XXX.....				XXX.....	XXX.....
9. 2022.....	XXX.....	XXX.....	XXX.....	XXX.....	XXX.....	XXX.....	XXX.....	XXX.....			XXX.....	XXX.....
10. 2023.....	XXX.....	XXX.....	XXX.....	XXX.....	XXX.....	XXX.....	XXX.....	XXX.....	XXX.....		XXX.....	XXX.....
11. 2024.....	XXX.....	XXX.....	XXX.....	XXX.....	XXX.....	XXX.....	XXX.....	XXX.....	XXX.....	XXX.....	XXX.....	XXX.....

Schedule P - Part 3N - Reinsurance - Nonproportional Assumed Property

N O N E

Schedule P - Part 3O - Reinsurance - Nonproportional Assumed Liability

N O N E

Schedule P - Part 3P - Reinsurance - Nonproportional Assumed Financial Lines

N O N E

Schedule P - Part 3R - Section 1 - Product Liability - Occurrence

N O N E

Schedule P - Part 3R - Section 2 - Product Liability - Claims-Made

N O N E

Schedule P - Part 3S - Financial Guaranty/Mortgage Guaranty

N O N E

Schedule P - Part 3T - Warranty

N O N E

Schedule P - Part 3U - Pet Insurance Plans

N O N E

ANNUAL STATEMENT FOR THE YEAR 2024 OF THE PROGRESSIVE ADVANCED INSURANCE COMPANY

SCHEDULE P - PART 4A - HOMEOWNERS/FARMOWNERS

Years in Which Losses Were Incurred	BULK AND IBNR RESERVES ON NET LOSSES AND DEFENSE AND COST CONTAINMENT EXPENSES REPORTED AT YEAR END (\$000 OMITTED)									
	1	2	3	4	5	6	7	8	9	10
	2015	2016	2017	2018	2019	2020	2021	2022	2023	2024
1. Prior.....										
2. 2015.....										
3. 2016.....	XXX									
4. 2017.....	XXX	XXX								
5. 2018.....	XXX	XXX	XX							
6. 2019.....	XXX	XXX	XX	XX						
7. 2020.....	XXX	XXX	XX	XXX	XXX					
8. 2021.....	XXX	XXX	XXX	XXX	XXX	XXX				
9. 2022.....	XXX	XXX	XXX	XXX	XXX	XXX	XXX			
10. 2023.....	XXX	XXX	XXX	XXX	XXX	XXX	XXX	XXX		
11. 2024.....	XXX	XXX	XXX	XXX	XXX	XXX	XXX	XXX	XXX	

SCHEDULE P - PART 4B - PRIVATE PASSENGER AUTO LIABILITY/MEDICAL

1. Prior.....	6,990	3,022	1,380					18	29	2
2. 2015.....	13,992	4,246	1,742	1,602				15	12	
3. 2016.....	XXX	16,794	4,997	2,101	1,938			20	12	
4. 2017.....	XXX	XXX	20,544	5,843	2,527	2,210	(17)	19	12	
5. 2018.....	XXX	XXX	XXX	24,977	7,137	3,144	2,800	18	12	
6. 2019.....	XXX	XXX	XXX	XXX	27,886	8,485	3,231	3,448	3	
7. 2020.....	XXX	XXX	XXX	XXX	XXX	30,949	9,143	4,489	4,602	
8. 2021.....	XXX	XXX	XXX	XXX	XXX	XXX	33,342	11,090	5,857	4,624
9. 2022.....	XXX	XXX	XXX	XXX	XXX	XXX	XXX	39,525	13,766	5,928
10. 2023.....	XXX	XXX	XXX	XXX	XXX	XXX	XXX	XXX	58,860	16,353
11. 2024.....	XXX	XXX	XXX	XXX	XXX	XXX	XXX	XXX	XXX	70,595

SCHEDULE P - PART 4C - COMMERCIAL AUTO/TRUCK LIABILITY/MEDICAL

1. Prior.....	64	27	8							
2. 2015.....	140	43	19	6						
3. 2016.....	XXX	168	53	21	7					
4. 2017.....	XXX	XXX	176	56	24	9				
5. 2018.....	XXX	XXX	XXX	203	69	27	10			
6. 2019.....	XXX	XXX	XXX	XXX	218	75	29	13		
7. 2020.....	XXX	XXX	XXX	XXX	XXX	176	61	27	13	
8. 2021.....	XXX	XXX	XXX	XXX	XXX	XXX	197	70	32	13
9. 2022.....	XXX	XXX	XXX	XXX	XXX	XXX	XXX	253	94	39
10. 2023.....	XXX	XXX	XXX	XXX	XXX	XXX	XXX	XXX	383	119
11. 2024.....	XXX	XXX	XXX	XXX	XXX	XXX	XXX	XXX	XXX	451

**SCHEDULE P - PART 4D - WORKERS' COMPENSATION
(EXCLUDING EXCESS WORKERS' COMPENSATION)**

1. Prior.....										
2. 2015.....										
3. 2016.....	XXX									
4. 2017.....	XXX	XXX								
5. 2018.....	XXX	XXX	XXX							
6. 2019.....	XXX	XXX	XX	XXX						
7. 2020.....	XXX	XXX	XX	XXX	XXX					
8. 2021.....	XXX	XXX	XX	XXX	XXX	XXX				
9. 2022.....	XXX	XXX	XX	XXX	XXX	XXX	XXX			
10. 2023.....	XXX	XXX	XXX	XXX	XXX	XXX	XXX	XXX		
11. 2024.....	XXX	XXX	XXX	XXX	XXX	XXX	XXX	XXX	XXX	

SCHEDULE P - PART 4E - COMMERCIAL MULTIPLE PERIL

1. Prior.....										
2. 2015.....										
3. 2016.....	XXX									
4. 2017.....	XXX	XXX								
5. 2018.....	XXX	XXX	XXX							
6. 2019.....	XXX	XXX	XXX	XXX						
7. 2020.....	XXX	XXX	XXX	XXX	XXX					
8. 2021.....	XXX	XXX	XXX	XXX	XXX	XXX				
9. 2022.....	XXX	XXX	XXX	XXX	XXX	XXX	XXX			
10. 2023.....	XXX	XXX	XXX	XXX	XXX	XXX	XXX	XXX	9	3
11. 2024.....	XXX	XXX	XXX	XXX	XXX	XXX	XXX	XXX	XXX	23

ANNUAL STATEMENT FOR THE YEAR 2024 OF THE PROGRESSIVE ADVANCED INSURANCE COMPANY

SCHEDULE P - PART 4F - SECTION 1 - MEDICAL PROFESSIONAL LIABILITY - OCCURRENCE

Years in Which Losses Were Incurred	BULK AND IBNR RESERVES ON NET LOSSES AND DEFENSE AND COST CONTAINMENT EXPENSES REPORTED AT YEAR END (\$000 OMITTED)									
	1	2	3	4	5	6	7	8	9	10
	2015	2016	2017	2018	2019	2020	2021	2022	2023	2024
1. Prior.....										
2. 2015.....										
3. 2016.....	XXX									
4. 2017.....	XXX	XXX								
5. 2018.....	XXX	XXX	XX							
6. 2019.....	XXX	XXX	XX	XX						
7. 2020.....	XXX	XXX	XX	XXX	XXX					
8. 2021.....	XXX	XXX	XXX	XXX	XXX	XXX				
9. 2022.....	XXX	XXX	XXX	XXX	XXX	XXX	XXX			
10. 2023.....	XXX	XXX	XXX	XXX	XXX	XXX	XXX	XXX		
11. 2024.....	XXX	XXX	XXX	XXX	XXX	XXX	XXX	XXX	XXX	

SCHEDULE P - PART 4F - SECTION 2 - MEDICAL PROFESSIONAL LIABILITY - CLAIMS-MADE

1. Prior.....										
2. 2015.....										
3. 2016.....	XXX									
4. 2017.....	XXX	XXX								
5. 2018.....	XXX	XXX	XXX							
6. 2019.....	XXX	XXX	XX	XX						
7. 2020.....	XXX	XXX	XX	XX	XX					
8. 2021.....	XXX	XXX	XX	XX	XX	XX				
9. 2022.....	XXX	XXX	XX	XXX	XXX	XX	XXX			
10. 2023.....	XXX	XXX	XXX	XXX	XXX	XXX	XXX	XXX		
11. 2024.....	XXX	XXX	XXX	XXX	XXX	XXX	XXX	XXX	XXX	

SCHEDULE P - PART 4G - SPECIAL LIABILITY (OCEAN MARINE, AIRCRAFT (ALL PERILS), BOILER AND MACHINERY)

1. Prior.....										
2. 2015.....										
3. 2016.....	XXX									
4. 2017.....	XXX	XXX								
5. 2018.....	XXX	XXX	XXX							
6. 2019.....	XXX	XXX	XX	XX						
7. 2020.....	XXX	XXX	XX	XX	XX					
8. 2021.....	XXX	XXX	XX	XX	XX	XX				
9. 2022.....	XXX	XXX	XX	XXX	XXX	XX	XXX			
10. 2023.....	XXX	XXX	XXX	XXX	XXX	XXX	XXX	XXX		
11. 2024.....	XXX	XXX	XXX	XXX	XXX	XXX	XXX	XXX	XXX	

SCHEDULE P - PART 4H - SECTION 1 - OTHER LIABILITY - OCCURRENCE

1. Prior.....	36	9	3							
2. 2015.....	69	24	6	3						
3. 2016.....	XXX	72	26	5	3					
4. 2017.....	XXX	XXX	76	23	6	4				
5. 2018.....	XXX	XXX	XXX	93	28	6	4			
6. 2019.....	XXX	XXX	XXX	XXX	114	32	10	4		
7. 2020.....	XXX	XXX	XXX	XXX	XXX	133	40	12	3	
8. 2021.....	XXX	XXX	XXX	XXX	XXX	XXX	149	44	16	7
9. 2022.....	XXX	XXX	XXX	XXX	XXX	XXX	XXX	153	47	22
10. 2023.....	XXX	XXX	XXX	XXX	XXX	XXX	XXX	XXX	161	57
11. 2024.....	XXX	XXX	XXX	XXX	XXX	XXX	XXX	XXX	XXX	166

SCHEDULE P - PART 4H - SECTION 2 - OTHER LIABILITY - CLAIMS-MADE

1. Prior.....	31	45	15							
2. 2015.....		1	3							
3. 2016.....	XXX	1	3							
4. 2017.....	XXX	XXX	4							
5. 2018.....	XXX	XXX	XXX	9						
6. 2019.....	XXX	XXX	XXX	XXX	9					
7. 2020.....	XXX	XXX	XXX	XXX	XXX	7				
8. 2021.....	XXX	XXX	XXX	XXX	XXX	XXX	30			
9. 2022.....	XXX	XXX	XXX	XXX	XXX	XXX	XXX	100		
10. 2023.....	XXX	XXX	XXX	XXX	XXX	XXX	XXX	XXX	140	1
11. 2024.....	XXX	XXX	XXX	XXX	XXX	XXX	XXX	XXX	XXX	176

ANNUAL STATEMENT FOR THE YEAR 2024 OF THE PROGRESSIVE ADVANCED INSURANCE COMPANY

SCHEDULE P - PART 4I - SPECIAL PROPERTY (FIRE, ALLIED LINES, INLAND MARINE, EARTHQUAKE, BURGLARY, AND THEFT)

Years in Which Losses Were Incurred	BULK AND IBNR RESERVES ON NET LOSSES AND DEFENSE AND COST CONTAINMENT EXPENSES REPORTED AT YEAR END (\$000 OMITTED)									
	1	2	3	4	5	6	7	8	9	10
	2015	2016	2017	2018	2019	2020	2021	2022	2023	2024
1. Prior.....	8									
2. 2015.....	58	5								
3. 2016.....	XXX	62	5							
4. 2017.....	XXX	XXX	60	2						
5. 2018.....	XXX	XXX	XXX	68	5					
6. 2019.....	XXX	XXX	XXX	XXX	76	5				
7. 2020.....	XXX	XXX	XXX	XXX	XXX	86	6			
8. 2021.....	XXX	XXX	XXX	XXX	XXX	XXX	88	6		
9. 2022.....	XXX	XXX	XXX	XXX	XXX	XXX	XXX	325	9	
10. 2023.....	XXX	XXX	XXX	XXX	XXX	XXX	XXX	XXX	129	6
11. 2024	XXX	XXX	XXX	XXX	XXX	XXX	XXX	XXX	XXX	258

SCHEDULE P - PART 4J - AUTO PHYSICAL DAMAGE

1. Prior.....	(292)	(153)	(110)					36	6	
2. 2015.....	(3,359)	(187)	(96)	(141)			30	33	6	
3. 2016.....	XXX	(3,829)	(437)	(119)	(152)		30	34	7	
4. 2017.....	XXX	XXX	(4,746)	(505)	(127)	(171)	30	35	9	
5. 2018.....	XXX	XXX	XXX	(5,693)	(596)	(170)	(205)	36	10	
6. 2019.....	XXX	XXX	XXX	XXX	(7,640)	(719)	(177)	(325)	11	
7. 2020.....	XXX	XXX	XXX	XXX	XXX	(8,438)	(813)	(223)	(316)	
8. 2021.....	XXX	XXX	XXX	XXX	XXX	XXX	(9,853)	(943)	156	87
9. 2022.....	XXX	XXX	XXX	XXX	XXX	XXX	XXX	(12,837)	(861)	798
10. 2023.....	XXX	XXX	XXX	XXX	XXX	XXX	XXX	XXX	(14,336)	(1,002)
11. 2024	XXX	XXX	XXX	XXX	XXX	XXX	XXX	XXX	XXX	(12,088)

SCHEDULE P - PART 4K - FIDELITY/SURETY

1. Prior.....										
2. 2015.....										
3. 2016.....	XXX									
4. 2017.....	XXX	XXX								
5. 2018.....	XXX	XXX	XXX							
6. 2019.....	XXX	XXX	XXX	XXX						
7. 2020.....	XXX	XXX	XXX	XXX	XXX					
8. 2021.....	XXX	XXX	XXX	XXX	XXX	XXX				
9. 2022.....	XXX	XXX	XXX	XXX	XXX	XXX	XXX			
10. 2023.....	XXX	XXX	XXX	XXX	XXX	XXX	XXX	XXX		
11. 2024	XXX	XXX	XXX	XXX	XXX	XXX	XXX	XXX	XXX	

SCHEDULE P - PART 4L - OTHER (INCLUDING CREDIT, ACCIDENT AND HEALTH)

1. Prior.....										
2. 2015.....										
3. 2016.....	XXX									
4. 2017.....	XXX	XXX								
5. 2018.....	XXX	XXX	XXX							
6. 2019.....	XXX	XXX	XXX	XXX						
7. 2020.....	XXX	XXX	XXX	XXX	XXX					
8. 2021.....	XXX	XXX	XXX	XXX	XXX	XXX				
9. 2022.....	XXX	XXX	XXX	XXX	XXX	XXX	XXX			
10. 2023.....	XXX	XXX	XXX	XXX	XXX	XXX	XXX	XXX		
11. 2024	XXX	XXX	XXX	XXX	XXX	XXX	XXX	XXX	XXX	

SCHEDULE P - PART 4M - INTERNATIONAL

1. Prior.....										
2. 2015.....										
3. 2016.....	XXX									
4. 2017.....	XXX	XXX								
5. 2018.....	XXX	XXX	XXX							
6. 2019.....	XXX	XXX	XXX	XXX						
7. 2020.....	XXX	XXX	XXX	XXX	XXX					
8. 2021.....	XXX	XXX	XXX	XXX	XXX	XXX				
9. 2022.....	XXX	XXX	XXX	XXX	XXX	XXX	XXX			
10. 2023.....	XXX	XXX	XXX	XXX	XXX	XXX	XXX	XXX		
11. 2024	XXX	XXX	XXX	XXX	XXX	XXX	XXX	XXX	XXX	

SCHEDULE P - PART 4N - REINSURANCE
NONPROPORTIONAL ASSUMED PROPERTY

Years in Which Losses Were Incurred	BULK AND IBNR RESERVES ON NET LOSSES AND DEFENSE AND COST CONTAINMENT EXPENSES REPORTED AT YEAR END (\$000 OMITTED)									
	1	2	3	4	5	6	7	8	9	10
	2015	2016	2017	2018	2019	2020	2021	2022	2023	2024
1. Prior.....										
2. 2015.....										
3. 2016.....	XXX									
4. 2017.....	XXX	XXX								
5. 2018.....	XXX	XXX	XX							
6. 2019.....	XXX	XXX	XX	XX						
7. 2020.....	XXX	XXX	XXX	XXX	XXX					
8. 2021.....	XXX	XXX	XXX	XXX	XXX	XXX				
9. 2022.....	XXX	XXX	XXX	XXX	XXX	XXX	XXX			
10. 2023.....	XXX	XXX	XXX	XXX	XXX	XXX	XXX	XXX		
11. 2024	XXX	XXX	XXX	XXX	XXX	XXX	XXX	XXX	XXX	

SCHEDULE P - PART 4O - REINSURANCE
NONPROPORTIONAL ASSUMED LIABILITY

1. Prior.....										
2. 2015.....										
3. 2016.....	XXX									
4. 2017.....	XXX	XXX								
5. 2018.....	XXX	XXX	XXX							
6. 2019.....	XXX	XXX	XX	XX						
7. 2020.....	XXX	XXX	XX	XX	XX					
8. 2021.....	XXX	XXX	XX	XX	XX	XX				
9. 2022.....	XXX	XXX	XXX	XXX	XXX	XXX	XXX			
10. 2023.....	XXX	XXX	XXX	XXX	XXX	XXX	XXX	XXX		
11. 2024	XXX	XXX	XXX	XXX	XXX	XXX	XXX	XXX	XXX	

SCHEDULE P - PART 4P - REINSURANCE
NONPROPORTIONAL ASSUMED FINANCIAL LINES

1. Prior.....										
2. 2015.....										
3. 2016.....	XXX									
4. 2017.....	XXX	XXX								
5. 2018.....	XXX	XXX	XXX							
6. 2019.....	XXX	XXX	XX	XX						
7. 2020.....	XXX	XXX	XX	XX	XX					
8. 2021.....	XXX	XXX	XX	XX	XX	XX				
9. 2022.....	XXX	XXX	XXX	XXX	XXX	XXX	XXX			
10. 2023.....	XXX	XXX	XXX	XXX	XXX	XXX	XXX	XXX		
11. 2024	XXX	XXX	XXX	XXX	XXX	XXX	XXX	XXX	XXX	

ANNUAL STATEMENT FOR THE YEAR 2024 OF THE PROGRESSIVE ADVANCED INSURANCE COMPANY

SCHEDULE P - PART 4R - SECTION 1 - PRODUCTS LIABILITY - OCCURRENCE

Years in Which Losses Were Incurred	BULK AND IBNR RESERVES ON NET LOSSES AND DEFENSE AND COST CONTAINMENT EXPENSES REPORTED AT YEAR END (\$000 OMITTED)									
	1	2	3	4	5	6	7	8	9	10
	2015	2016	2017	2018	2019	2020	2021	2022	2023	2024
1. Prior.....										
2. 2015.....										
3. 2016.....	XXX									
4. 2017.....	XXX	XXX								
5. 2018.....	XXX	XXX	XX							
6. 2019.....	XXX	XXX	XX	XX						
7. 2020.....	XXX	XXX	XX	XXX	XX					
8. 2021.....	XXX	XXX	XXX	XXX	XXX	XXX				
9. 2022.....	XXX	XXX	XXX	XXX	XXX	XXX	XXX			
10. 2023.....	XXX	XXX	XXX	XXX	XXX	XXX	XXX	XXX		
11. 2024.....	XXX	XXX	XXX	XXX	XXX	XXX	XXX	XXX	XXX	

SCHEDULE P - PART 4R - SECTION 2 - PRODUCTS LIABILITY - CLAIMS-MADE

1. Prior.....										
2. 2015.....										
3. 2016.....	XXX									
4. 2017.....	XXX	XXX								
5. 2018.....	XXX	XXX	XXX							
6. 2019.....	XXX	XXX	XX	XX						
7. 2020.....	XXX	XXX	XX	XX	XX					
8. 2021.....	XXX	XXX	XX	XX	XX	XX				
9. 2022.....	XXX	XXX	XX	XXX	XX	XX	XXX			
10. 2023.....	XXX	XXX	XXX	XXX	XXX	XXX	XXX	XXX		
11. 2024.....	XXX	XXX	XXX	XXX	XXX	XXX	XXX	XXX	XXX	

SCHEDULE P - PART 4S - FINANCIAL GUARANTY/MORTGAGE GUARANTY

1. Prior.....										
2. 2015.....										
3. 2016.....	XXX									
4. 2017.....	XXX	XXX								
5. 2018.....	XXX	XXX	XXX							
6. 2019.....	XXX	XXX	XX	XX						
7. 2020.....	XXX	XXX	XX	XX	XX					
8. 2021.....	XXX	XXX	XX	XX	XX	XX				
9. 2022.....	XXX	XXX	XX	XXX	XX	XX	XXX			
10. 2023.....	XXX	XXX	XXX	XXX	XXX	XXX	XXX	XXX		
11. 2024.....	XXX	XXX	XXX	XXX	XXX	XXX	XXX	XXX	XXX	

SCHEDULE P - PART 4T - WARRANTY

1. Prior.....										
2. 2015.....										
3. 2016.....	XXX									
4. 2017.....	XXX	XXX								
5. 2018.....	XXX	XXX	XXX							
6. 2019.....	XXX	XXX	XXX	XXX						
7. 2020.....	XXX	XXX	XXX	XXX	XXX					
8. 2021.....	XXX	XXX	XXX	XXX	XXX	XXX				
9. 2022.....	XXX	XXX	XXX	XXX	XXX	XXX	XXX			
10. 2023.....	XXX	XXX	XXX	XXX	XXX	XXX	XXX	XXX		
11. 2024.....	XXX	XXX	XXX	XXX	XXX	XXX	XXX	XXX	XXX	1

SCHEDULE P - PART 4U - PET INSURANCE PLANS

1. Prior.....										
2. 2015.....										
3. 2016.....	XXX									
4. 2017.....	XXX	XXX								
5. 2018.....	XXX	XXX	XXX							
6. 2019.....	XXX	XXX	XX	XX						
7. 2020.....	XXX	XXX	XX	XX	XX					
8. 2021.....	XXX	XXX	XX	XX	XX	XX				
9. 2022.....	XXX	XXX	XX	XXX	XX	XX	XXX			
10. 2023.....	XXX	XXX	XXX	XXX	XXX	XXX	XXX	XXX		
11. 2024.....	XXX	XXX	XXX	XXX	XXX	XXX	XXX	XXX	XXX	

ANNUAL STATEMENT FOR THE YEAR 2024 OF THE PROGRESSIVE ADVANCED INSURANCE COMPANY

SCHEDULE P - PART 5A - HOMEOWNERS/FARMOWNERS

SECTION 1

Years in Which Premiums Were Earned and Losses Were Incurred	CUMULATIVE NUMBER OF CLAIMS CLOSED WITH LOSS PAYMENT DIRECT AND ASSUMED AT YEAR END									
	1	2	3	4	5	6	7	8	9	10
	2015	2016	2017	2018	2019	2020	2021	2022	2023	2024
1. Prior.....										
2. 2015.....										
3. 2016.....	XXX									
4. 2017.....	XXX	XXX								
5. 2018.....	XXX	XXX	XX							
6. 2019.....	XXX	XXX	XX	XXX						
7. 2020.....	XXX	XXX	XXX	XXX	XXX					
8. 2021.....	XXX	XXX	XXX	XXX	XXX	XXX				
9. 2022.....	XXX	XXX	XXX	XXX	XXX	XXX	XXX			
10. 2023.....	XXX	XXX	XXX	XXX	XXX	XXX	XXX	XXX		
11. 2024	XXX	XXX	XXX	XXX	XXX	XXX	XXX	XXX	XXX	

SECTION 2

Years in Which Premiums Were Earned and Losses Were Incurred	NUMBER OF CLAIMS OUTSTANDING DIRECT AND ASSUMED AT YEAR END									
	1	2	3	4	5	6	7	8	9	10
	2015	2016	2017	2018	2019	2020	2021	2022	2023	2024
1. Prior.....										
2. 2015.....										
3. 2016.....	XXX									
4. 2017.....	XXX	XXX								
5. 2018.....	XXX	XXX	XX							
6. 2019.....	XXX	XXX	XX	XXX						
7. 2020.....	XXX	XXX	XXX	XXX	XXX					
8. 2021.....	XXX	XXX	XXX	XXX	XXX	XXX				
9. 2022.....	XXX	XXX	XXX	XXX	XXX	XXX	XXX			
10. 2023.....	XXX	XXX	XXX	XXX	XXX	XXX	XXX	XXX		
11. 2024	XXX	XXX	XXX	XXX	XXX	XXX	XXX	XXX	XXX	

SECTION 3

Years in Which Premiums Were Earned and Losses Were Incurred	CUMULATIVE NUMBER OF CLAIMS REPORTED DIRECT AND ASSUMED AT YEAR END									
	1	2	3	4	5	6	7	8	9	10
	2015	2016	2017	2018	2019	2020	2021	2022	2023	2024
1. Prior.....										
2. 2015.....										
3. 2016.....	XXX									
4. 2017.....	XXX	XXX								
5. 2018.....	XXX	XXX	XX							
6. 2019.....	XXX	XXX	XX	XXX						
7. 2020.....	XXX	XXX	XXX	XXX	XXX					
8. 2021.....	XXX	XXX	XXX	XXX	XXX	XXX				
9. 2022.....	XXX	XXX	XXX	XXX	XXX	XXX	XXX			
10. 2023.....	XXX	XXX	XXX	XXX	XXX	XXX	XXX	XXX		
11. 2024	XXX	XXX	XXX	XXX	XXX	XXX	XXX	XXX	XXX	

ANNUAL STATEMENT FOR THE YEAR 2024 OF THE PROGRESSIVE ADVANCED INSURANCE COMPANY

SCHEDULE P - PART 5B - PRIVATE PASSENGER AUTO LIABILITY/MEDICAL

SECTION 1

Years in Which Premiums Were Earned and Losses Were Incurred	CUMULATIVE NUMBER OF CLAIMS CLOSED WITH LOSS PAYMENT DIRECT AND ASSUMED AT YEAR END									
	1	2	3	4	5	6	7	8	9	10
	2015	2016	2017	2018	2019	2020	2021	2022	2023	2024
1. Prior.....	4,897	1,008	347	119	4,047	46	29	9	4	3
2. 2015.....	15,646	20,591	21,368	21,657	21,768	21,795	21,847	21,860	21,866	21,868
3. 2016.....	XXX	17,780	23,214	24,129	24,469	24,559	24,639	24,679	24,693	24,698
4. 2017.....	XXX	XXX	18,571	24,390	25,379	25,688	25,845	25,916	25,955	25,968
5. 2018.....	XXX	XXX	XXX	20,680	27,523	28,596	29,018	29,171	29,257	29,293
6. 2019.....	XXX	XXX	XXX	XXX	22,754	29,855	31,135	31,620	31,796	31,865
7. 2020.....	XXX	XXX	XXX	XXX	XXX	18,258	24,567	25,741	26,168	26,308
8. 2021.....	XXX	XXX	XXX	XXX	XXX	XXX	21,272	30,267	31,949	32,491
9. 2022.....	XXX	XXX	XXX	XXX	XXX	XXX	XXX	20,518	29,817	31,407
10. 2023.....	XXX	XXX	XXX	XXX	XXX	XXX	XXX	XXX	23,688	33,198
11. 2024.....	XXX	XXX	XXX	XXX	XXX	XXX	XXX	XXX	XXX	26,168

SECTION 2

Years in Which Premiums Were Earned and Losses Were Incurred	NUMBER OF CLAIMS OUTSTANDING DIRECT AND ASSUMED AT YEAR END									
	1	2	3	4	5	6	7	8	9	10
	2015	2016	2017	2018	2019	2020	2021	2022	2023	2024
1. Prior.....	1,609	638	296	170	106	58	29	18	15	12
2. 2015.....	5,922	1,190	489	207	102	80	25	11	5	3
3. 2016.....	XXX	6,494	1,405	562	231	146	68	27	13	7
4. 2017.....	XXX	XXX	7,033	1,528	599	299	140	70	30	16
5. 2018.....	XXX	XXX	XXX	8,150	1,728	726	312	161	76	40
6. 2019.....	XXX	XXX	XXX	XXX	9,059	1,978	799	320	148	77
7. 2020.....	XXX	XXX	XXX	XXX	XXX	8,085	1,786	694	273	130
8. 2021.....	XXX	XXX	XXX	XXX	XXX	XXX	11,169	2,388	854	317
9. 2022.....	XXX	XXX	XXX	XXX	XXX	XXX	XXX	10,993	2,283	804
10. 2023.....	XXX	XXX	XXX	XXX	XXX	XXX	XXX	XXX	11,589	2,499
11. 2024.....	XXX	XXX	XXX	XXX	XXX	XXX	XXX	XXX	XXX	13,779

SECTION 3

Years in Which Premiums Were Earned and Losses Were Incurred	CUMULATIVE NUMBER OF CLAIMS REPORTED DIRECT AND ASSUMED AT YEAR END									
	1	2	3	4	5	6	7	8	9	10
	2015	2016	2017	2018	2019	2020	2021	2022	2023	2024
1. Prior.....	1,373	198	60	19	6,805	8	1	2	1	1
2. 2015.....	32,258	33,794	33,977	34,029	34,059	34,065	34,068	34,069	34,069	34,070
3. 2016.....	XXX	36,925	38,688	38,896	38,971	38,991	38,999	39,003	39,005	39,006
4. 2017.....	XXX	XXX	38,774	40,849	41,080	41,144	41,164	41,174	41,178	41,179
5. 2018.....	XXX	XXX	XXX	44,275	46,797	47,048	47,120	47,143	47,153	47,158
6. 2019.....	XXX	XXX	XXX	XXX	49,860	52,053	52,330	52,414	52,440	52,450
7. 2020.....	XXX	XXX	XXX	XXX	XXX	42,488	44,727	44,980	45,060	45,082
8. 2021.....	XXX	XXX	XXX	XXX	XXX	XXX	53,313	56,493	56,867	56,961
9. 2022.....	XXX	XXX	XXX	XXX	XXX	XXX	XXX	49,047	52,399	52,765
10. 2023.....	XXX	XXX	XXX	XXX	XXX	XXX	XXX	XXX	55,266	58,880
11. 2024.....	XXX	XXX	XXX	XXX	XXX	XXX	XXX	XXX	XXX	64,672

ANNUAL STATEMENT FOR THE YEAR 2024 OF THE PROGRESSIVE ADVANCED INSURANCE COMPANY

SCHEDULE P - PART 5C - COMMERCIAL AUTO/TRUCK LIABILITY/MEDICAL

SECTION 1

Years in Which Premiums Were Earned and Losses Were Incurred	CUMULATIVE NUMBER OF CLAIMS CLOSED WITH LOSS PAYMENT DIRECT AND ASSUMED AT YEAR END									
	1	2	3	4	5	6	7	8	9	10
	2015	2016	2017	2018	2019	2020	2021	2022	2023	2024
1. Prior.....	14	3	1							
2. 2015.....	34	45	47	48	48	48	48	48	48	48
3. 2016.....	XXX	40	57	61	62	63	63	63	63	63
4. 2017.....	XXX	XXX	43	58	62	63	64	64	64	64
5. 2018.....	XXX	XXX	XXX	43	60	64	65	66	66	66
6. 2019.....	XXX	XXX	XXX	XXX	41	59	63	65	65	65
7. 2020.....	XXX	XXX	XXX	XXX	XXX	27	40	42	44	44
8. 2021.....	XXX	XXX	XXX	XXX	XXX	XXX	26	42	46	48
9. 2022.....	XXX	XXX	XXX	XXX	XXX	XXX	XXX	31	50	54
10. 2023.....	XXX	XXX	XXX	XXX	XXX	XXX	XXX	XXX	31	49
11. 2024	XXX	XXX	XXX	XXX	XXX	XXX	XXX	XXX	XXX	33

SECTION 2

Years in Which Premiums Were Earned and Losses Were Incurred	NUMBER OF CLAIMS OUTSTANDING DIRECT AND ASSUMED AT YEAR END									
	1	2	3	4	5	6	7	8	9	10
	2015	2016	2017	2018	2019	2020	2021	2022	2023	2024
1. Prior.....	5	1								
2. 2015.....	13	4	1							
3. 2016.....	XXX	18	6	3	1					
4. 2017.....	XXX	XXX	17	6	3	1	1			
5. 2018.....	XXX	XXX	XXX	21	7	3	2	1		
6. 2019.....	XXX	XXX	XXX	XXX	23	7	3	1		
7. 2020.....	XXX	XXX	XXX	XXX	XXX	17	5	3	1	
8. 2021.....	XXX	XXX	XXX	XXX	XXX	XXX	23	7	3	1
9. 2022.....	XXX	XXX	XXX	XXX	XXX	XXX	XXX	24	8	3
10. 2023.....	XXX	XXX	XXX	XXX	XXX	XXX	XXX	XXX	24	8
11. 2024	XXX	XXX	XXX	XXX	XXX	XXX	XXX	XXX	XXX	23

SECTION 3

Years in Which Premiums Were Earned and Losses Were Incurred	CUMULATIVE NUMBER OF CLAIMS REPORTED DIRECT AND ASSUMED AT YEAR END									
	1	2	3	4	5	6	7	8	9	10
	2015	2016	2017	2018	2019	2020	2021	2022	2023	2024
1. Prior.....	4	3								
2. 2015.....	65	70	71	71	71	71	71	71	71	71
3. 2016.....	XXX	80	88	89	89	89	90	89	89	89
4. 2017.....	XXX	XXX	83	91	92	92	92	93	93	93
5. 2018.....	XXX	XXX	XXX	92	99	100	100	100	100	100
6. 2019.....	XXX	XXX	XXX	XXX	87	95	95	95	95	95
7. 2020.....	XXX	XXX	XXX	XXX	XXX	62	68	69	69	69
8. 2021.....	XXX	XXX	XXX	XXX	XXX	XXX	68	75	76	77
9. 2022.....	XXX	XXX	XXX	XXX	XXX	XXX	XXX	84	92	93
10. 2023.....	XXX	XXX	XXX	XXX	XXX	XXX	XXX	XXX	82	95
11. 2024	XXX	XXX	XXX	XXX	XXX	XXX	XXX	XXX	XXX	83

ANNUAL STATEMENT FOR THE YEAR 2024 OF THE PROGRESSIVE ADVANCED INSURANCE COMPANY

SCHEDULE P - PART 5D - WORKERS' COMPENSATION

(EXCLUDING EXCESS WORKERS' COMPENSATION)

SECTION 1

Years in Which Premiums Were Earned and Losses Were Incurred	CUMULATIVE NUMBER OF CLAIMS CLOSED WITH LOSS PAYMENT DIRECT AND ASSUMED AT YEAR END									
	1	2	3	4	5	6	7	8	9	10
	2015	2016	2017	2018	2019	2020	2021	2022	2023	2024
1. Prior.....										
2. 2015.....										
3. 2016.....	XXX									
4. 2017.....	XXX	XXX								
5. 2018.....	XXX	XXX	XX							
6. 2019.....	XXX	XXX	XX	XXX						
7. 2020.....	XXX	XXX	XXX	XXX	XXX					
8. 2021.....	XXX	XXX	XXX	XXX	XXX	XXX				
9. 2022.....	XXX	XXX	XXX	XXX	XXX	XXX	XXX			
10. 2023.....	XXX	XXX	XXX	XXX	XXX	XXX	XXX	XXX		
11. 2024.....	XXX	XXX	XXX	XXX	XXX	XXX	XXX	XXX	XXX	

SECTION 2

Years in Which Premiums Were Earned and Losses Were Incurred	NUMBER OF CLAIMS OUTSTANDING DIRECT AND ASSUMED AT YEAR END									
	1	2	3	4	5	6	7	8	9	10
	2015	2016	2017	2018	2019	2020	2021	2022	2023	2024
1. Prior.....										
2. 2015.....										
3. 2016.....	XXX									
4. 2017.....	XXX	XXX								
5. 2018.....	XXX	XXX	XX							
6. 2019.....	XXX	XXX	XX	XXX						
7. 2020.....	XXX	XXX	XXX	XXX	XXX					
8. 2021.....	XXX	XXX	XXX	XXX	XXX	XXX				
9. 2022.....	XXX	XXX	XXX	XXX	XXX	XXX	XXX			
10. 2023.....	XXX	XXX	XXX	XXX	XXX	XXX	XXX	XXX		
11. 2024.....	XXX	XXX	XXX	XXX	XXX	XXX	XXX	XXX	XXX	

SECTION 3

Years in Which Premiums Were Earned and Losses Were Incurred	CUMULATIVE NUMBER OF CLAIMS REPORTED DIRECT AND ASSUMED AT YEAR END									
	1	2	3	4	5	6	7	8	9	10
	2015	2016	2017	2018	2019	2020	2021	2022	2023	2024
1. Prior.....										
2. 2015.....										
3. 2016.....	XXX									
4. 2017.....	XXX	XXX								
5. 2018.....	XXX	XXX	XX							
6. 2019.....	XXX	XXX	XX	XXX						
7. 2020.....	XXX	XXX	XXX	XXX	XXX					
8. 2021.....	XXX	XXX	XXX	XXX	XXX	XXX				
9. 2022.....	XXX	XXX	XXX	XXX	XXX	XXX	XXX			
10. 2023.....	XXX	XXX	XXX	XXX	XXX	XXX	XXX	XXX		
11. 2024.....	XXX	XXX	XXX	XXX	XXX	XXX	XXX	XXX	XXX	

ANNUAL STATEMENT FOR THE YEAR 2024 OF THE PROGRESSIVE ADVANCED INSURANCE COMPANY

SCHEDULE P - PART 5E - COMMERCIAL MULTIPLE PERIL

SECTION 1

Years in Which Premiums Were Earned and Losses Were Incurred	CUMULATIVE NUMBER OF CLAIMS CLOSED WITH LOSS PAYMENT DIRECT AND ASSUMED AT YEAR END									
	1	2	3	4	5	6	7	8	9	10
	2015	2016	2017	2018	2019	2020	2021	2022	2023	2024
1. Prior.....										
2. 2015.....										
3. 2016.....	.XXX									
4. 2017.....	.XXX	.XXX								
5. 2018.....	.XXX	.XXX	.XXX							
6. 2019.....	.XXX	.XXX	.XXX	.XXX						
7. 2020.....	.XXX	.XXX	.XXX	.XXX	.XXX					
8. 2021.....	.XXX	.XXX	.XXX	.XXX	.XXX	.XXX				
9. 2022.....	.XXX	.XXX	.XXX	.XXX	.XXX	.XXX	.XXX			
10. 2023.....	.XXX	.XXX	.XXX	.XXX	.XXX	.XXX	.XXX	.XXX		
11. 2024	.XXX	.XXX	.XXX	.XXX	.XXX	.XXX	.XXX	.XXX	.XXX	

SECTION 2

Years in Which Premiums Were Earned and Losses Were Incurred	NUMBER OF CLAIMS OUTSTANDING DIRECT AND ASSUMED AT YEAR END									
	1	2	3	4	5	6	7	8	9	10
	2015	2016	2017	2018	2019	2020	2021	2022	2023	2024
1. Prior.....										
2. 2015.....										
3. 2016.....	.XXX									
4. 2017.....	.XXX	.XXX								
5. 2018.....	.XXX	.XXX	.XXX							
6. 2019.....	.XXX	.XXX	.XXX	.XXX						
7. 2020.....	.XXX	.XXX	.XXX	.XXX	.XXX					
8. 2021.....	.XXX	.XXX	.XXX	.XXX	.XXX	.XXX				
9. 2022.....	.XXX	.XXX	.XXX	.XXX	.XXX	.XXX	.XXX			
10. 2023.....	.XXX	.XXX	.XXX	.XXX	.XXX	.XXX	.XXX	.XXX		
11. 2024	.XXX	.XXX	.XXX	.XXX	.XXX	.XXX	.XXX	.XXX	.XXX	

SECTION 3

Years in Which Premiums Were Earned and Losses Were Incurred	CUMULATIVE NUMBER OF CLAIMS REPORTED DIRECT AND ASSUMED AT YEAR END									
	1	2	3	4	5	6	7	8	9	10
	2015	2016	2017	2018	2019	2020	2021	2022	2023	2024
1. Prior.....										
2. 2015.....										
3. 2016.....	.XXX									
4. 2017.....	.XXX	.XXX								
5. 2018.....	.XXX	.XXX	.XXX							
6. 2019.....	.XXX	.XXX	.XXX	.XXX						
7. 2020.....	.XXX	.XXX	.XXX	.XXX	.XXX					
8. 2021.....	.XXX	.XXX	.XXX	.XXX	.XXX	.XXX				
9. 2022.....	.XXX	.XXX	.XXX	.XXX	.XXX	.XXX	.XXX			
10. 2023.....	.XXX	.XXX	.XXX	.XXX	.XXX	.XXX	.XXX	.XXX		1
11. 2024	.XXX	.XXX	.XXX	.XXX	.XXX	.XXX	.XXX	.XXX	.XXX	1

Schedule P - Part 5F - Medical Professional Liability - Occurrence - Section 1A

N O N E

Schedule P - Part 5F - Medical Professional Liability - Occurrence - Section 2A

N O N E

Schedule P - Part 5F - Medical Professional Liability - Occurrence - Section 3A

N O N E

Schedule P - Part 5F - Medical Professional Liability - Claims-Made - Section 1B

N O N E

Schedule P - Part 5F - Medical Professional Liability - Claims-Made - Section 2B

N O N E

Schedule P - Part 5F - Medical Professional Liability - Claims-Made - Section 3B

N O N E

ANNUAL STATEMENT FOR THE YEAR 2024 OF THE PROGRESSIVE ADVANCED INSURANCE COMPANY

SCHEDULE P - PART 5H - OTHER LIABILITY - OCCURRENCE

SECTION 1A

Years in Which Premiums Were Earned and Losses Were Incurred	CUMULATIVE NUMBER OF CLAIMS CLOSED WITH LOSS PAYMENT DIRECT AND ASSUMED AT YEAR END									
	1	2	3	4	5	6	7	8	9	10
	2015	2016	2017	2018	2019	2020	2021	2022	2023	2024
1. Prior.....	4	1			1		1			
2. 2015.....	30	34	35	36	36	36	36	36	36	36
3. 2016.....	XXX	34	40	40	41	41	41	41	41	41
4. 2017.....	XXX	XXX	42	49	50	50	51	51	51	51
5. 2018.....	XXX	XXX	XXX	44	52	52	53	53	53	53
6. 2019.....	XXX	XXX	XXX	XXX	43	49	50	50	51	51
7. 2020.....	XXX	XXX	XXX	XXX	XXX	64	73	75	76	76
8. 2021.....	XXX	XXX	XXX	XXX	XXX	XXX	51	59	61	61
9. 2022.....	XXX	XXX	XXX	XXX	XXX	XXX	XXX	79	96	98
10. 2023.....	XXX	XXX	XXX	XXX	XXX	XXX	XXX	XXX	59	67
11. 2024	XXX	XXX	XXX	XXX	XXX	XXX	XXX	XXX	XXX	82

SECTION 2A

Years in Which Premiums Were Earned and Losses Were Incurred	NUMBER OF CLAIMS OUTSTANDING DIRECT AND ASSUMED AT YEAR END									
	1	2	3	4	5	6	7	8	9	10
	2015	2016	2017	2018	2019	2020	2021	2022	2023	2024
1. Prior.....	1									
2. 2015.....	4	2								
3. 2016.....	XXX	6	2	1						
4. 2017.....	XXX	XXX	7	2	1					
5. 2018.....	XXX	XXX	XXX	6	1					
6. 2019.....	XXX	XXX	XXX	XXX	7	2	1	1		
7. 2020.....	XXX	XXX	XXX	XXX	XXX	10	3	1	1	
8. 2021.....	XXX	XXX	XXX	XXX	XXX	XXX	9	2	1	
9. 2022.....	XXX	XXX	XXX	XXX	XXX	XXX	XXX	18	3	2
10. 2023.....	XXX	XXX	XXX	XXX	XXX	XXX	XXX	XXX	8	2
11. 2024	XXX	XXX	XXX	XXX	XXX	XXX	XXX	XXX	XXX	18

SECTION 3A

Years in Which Premiums Were Earned and Losses Were Incurred	CUMULATIVE NUMBER OF CLAIMS REPORTED DIRECT AND ASSUMED AT YEAR END									
	1	2	3	4	5	6	7	8	9	10
	2015	2016	2017	2018	2019	2020	2021	2022	2023	2024
1. Prior.....	2				2	3		(1)		
2. 2015.....	51	55	56	56	56	56	56	56	56	56
3. 2016.....	XXX	62	65	66	66	66	66	66	66	66
4. 2017.....	XXX	XXX	71	76	77	77	77	77	77	77
5. 2018.....	XXX	XXX	XXX	72	78	78	78	78	78	78
6. 2019.....	XXX	XXX	XXX	XXX	80	86	86	87	87	87
7. 2020.....	XXX	XXX	XXX	XXX	XXX	119	124	125	125	125
8. 2021.....	XXX	XXX	XXX	XXX	XXX	XXX	96	101	102	102
9. 2022.....	XXX	XXX	XXX	XXX	XXX	XXX	XXX	145	155	156
10. 2023.....	XXX	XXX	XXX	XXX	XXX	XXX	XXX	XXX	101	107
11. 2024	XXX	XXX	XXX	XXX	XXX	XXX	XXX	XXX	XXX	146

Schedule P - Part 5H - Other Liability - Claims-Made - Section 1B

N O N E

Schedule P - Part 5H - Other Liability - Claims-Made - Section 2B

N O N E

Schedule P - Part 5H - Other Liability - Claims-Made - Section 3B

N O N E

Schedule P - Part 5R - Products Liability - Occurrence - Section 1A

N O N E

Schedule P - Part 5R - Products Liability - Occurrence - Section 2A

N O N E

Schedule P - Part 5R - Products Liability - Occurrence - Section 3A

N O N E

Schedule P - Part 5R - Products Liability - Claims-Made - Section 1B

N O N E

Schedule P - Part 5R - Products Liability - Claims-Made - Section 2B

N O N E

Schedule P - Part 5R - Products Liability - Claims-Made - Section 3B

N O N E

Schedule P - Part 5T - Warranty - Section 1

N O N E

Schedule P - Part 5T - Warranty - Section 2

N O N E

Schedule P - Part 5T - Warranty - Section 3

N O N E

ANNUAL STATEMENT FOR THE YEAR 2024 OF THE PROGRESSIVE ADVANCED INSURANCE COMPANY

SCHEDULE P - PART 6C - COMMERCIAL AUTO/TRUCK LIABILITY/MEDICAL

SECTION 1

Years in Which Premiums Were Earned and Losses Were Incurred	CUMULATIVE PREMIUMS EARNED DIRECT AND ASSUMED AT YEAR END (\$000 OMITTED)										11 Current Year Premiums Earned
	1	2	3	4	5	6	7	8	9	10	
	2015	2016	2017	2018	2019	2020	2021	2022	2023	2024	
1. Prior.....											
2. 2015.....	1,335	1,335	1,335	1,335	1,335	1,335	1,335	1,335	1,335	1,335	
3. 2016.....	XXX	1,546	1,546	1,546	1,546	1,546	1,546	1,546	1,546	1,546	
4. 2017.....	XXX	XXX	1,678	1,678	1,678	1,678	1,678	1,678	1,678	1,678	
5. 2018.....	XXX	XXX	XXX	1,959	1,959	1,959	1,959	1,959	1,959	1,959	
6. 2019.....	XXX	XXX	XXX	XXX	2,210	2,210	2,210	2,210	2,210	2,210	
7. 2020.....	XXX	XXX	XXX	XXX	XXX	1,829	1,829	1,829	1,829	1,829	
8. 2021.....	XXX	XXX	XXX	XXX	XXX	XXX	1,916	1,916	1,916	1,916	
9. 2022.....	XXX	XXX	XXX	XXX	XXX	XXX	XXX	2,371	2,371	2,371	
10. 2023.....	XXX	XXX	XXX	XXX	XXX	XXX	XXX	XXX	3,002	3,002	
11. 2024.....	XXX	XXX	XXX	XXX	XXX	XXX	XXX	XXX	XXX	3,680	3,680
12. Totals.....	XXX	XXX	XXX	XXX	XXX	XXX	XXX	XXX	XXX	XXX	3,680
13. Earned Premiums (Sch P-Pt. 1)	1,335	1,546	1,678	1,959	2,210	1,829	1,916	2,371	3,002	3,680	XXX

SECTION 2

Years in Which Premiums Were Earned and Losses Were Incurred	CUMULATIVE PREMIUMS EARNED CEDED AT YEAR END (\$000 OMITTED)										11 Current Year Premiums Earned
	1	2	3	4	5	6	7	8	9	10	
	2015	2016	2017	2018	2019	2020	2021	2022	2023	2024	
1. Prior.....											
2. 2015.....											
3. 2016.....	XXX	1	1	1	1	1	1	1	1	1	
4. 2017.....	XXX	XXX	2	2	2	2	2	2	2	2	
5. 2018.....	XXX	XXX	XXX	3	3	3	3	3	3	3	
6. 2019.....	XXX	XXX	XXX	XXX	2	2	2	2	2	2	
7. 2020.....	XXX	XXX	XXX	XXX	XXX	2	2	2	2	2	
8. 2021.....	XXX	XXX	XXX	XXX	XXX	XXX	2	2	2	2	
9. 2022.....	XXX	XXX	XXX	XXX	XXX	XXX	XXX	5	5	5	
10. 2023.....	XXX	XXX	XXX	XXX	XXX	XXX	XXX	XXX	4	4	
11. 2024.....	XXX	XXX	XXX	XXX	XXX	XXX	XXX	XXX	XXX	XXX	
12. Totals.....	XXX	XXX	XXX	XXX	XXX	XXX	XXX	XXX	XXX	XXX	
13. Earned Premiums (Sch P-Pt. 1)		1	2	3	2	2	2	5	4		XXX

SCHEDULE P - PART 6D - WORKERS' COMPENSATION

(EXCLUDING EXCESS WORKERS' COMPENSATION)

SECTION 1

Years in Which Premiums Were Earned and Losses Were Incurred	CUMULATIVE PREMIUMS EARNED DIRECT AND ASSUMED AT YEAR END (\$000 OMITTED)										11 Current Year Premiums Earned
	1	2	3	4	5	6	7	8	9	10	
	2015	2016	2017	2018	2019	2020	2021	2022	2023	2024	
1. Prior.....											
2. 2015.....											
3. 2016.....	XXX										
4. 2017.....	XXX	XXX									
5. 2018.....	XXX	XXX									
6. 2019.....	XXX	XXX									
7. 2020.....	XXX	XXX									
8. 2021.....	XXX	XXX									
9. 2022.....	XXX	XXX									
10. 2023.....	XXX	XXX	XXX	XXX	XXX	XXX	XXX	XXX			
11. 2024.....	XXX	XXX	XXX	XXX	XXX	XXX	XXX	XXX	XXX		
12. Totals.....	XXX	XXX	XXX	XXX	XXX	XXX	XXX	XXX	XXX	XXX	
13. Earned Premiums (Sch P-Pt. 1)											XXX

SECTION 2

Years in Which Premiums Were Earned and Losses Were Incurred	CUMULATIVE PREMIUMS EARNED CEDED AT YEAR END (\$000 OMITTED)										11 Current Year Premiums Earned
	1	2	3	4	5	6	7	8	9	10	
	2015	2016	2017	2018	2019	2020	2021	2022	2023	2024	
1. Prior.....											
2. 2015.....											
3. 2016.....	XXX										
4. 2017.....	XXX	XXX									
5. 2018.....	XXX	XXX									
6. 2019.....	XXX	XXX									
7. 2020.....	XXX	XXX									
8. 2021.....	XXX	XXX									
9. 2022.....	XXX	XXX									
10. 2023.....	XXX	XXX	XXX	XXX	XXX	XXX	XXX	XXX			
11. 2024.....	XXX	XXX	XXX	XXX	XXX	XXX	XXX	XXX	XXX		
12. Totals.....	XXX	XXX	XXX	XXX	XXX	XXX	XXX	XXX	XXX	XXX	
13. Earned Premiums (Sch P-Pt. 1)											XXX

ANNUAL STATEMENT FOR THE YEAR 2024 OF THE PROGRESSIVE ADVANCED INSURANCE COMPANY

SCHEDULE P - PART 6E - COMMERCIAL MULTIPLE PERIL

SECTION 1

Years in Which Premiums Were Earned and Losses Were Incurred	CUMULATIVE PREMIUMS EARNED DIRECT AND ASSUMED AT YEAR END (\$000 OMITTED)										11 Current Year Premiums Earned
	1	2	3	4	5	6	7	8	9	10	
	2015	2016	2017	2018	2019	2020	2021	2022	2023	2024	
1. Prior.....											
2. 2015.....											
3. 2016.....	XXX										
4. 2017.....	XXX	XXX									
5. 2018.....	XXX	XXX	XXX								
6. 2019.....	XXX	XXX	XXX	XXX							
7. 2020.....	XXX	XXX	XXX	XXX	XXX						
8. 2021.....	XXX	XXX	XXX	XXX	XXX	XXX					
9. 2022.....	XXX	XXX	XXX	XXX	XXX	XXX	XXX				
10. 2023.....	XXX	XXX	XXX	XXX	XXX	XXX	XXX	XXX	22	22	
11. 2024.....	XXX	XXX	XXX	XXX	XXX	XXX	XXX	XXX	XXX	67	67
12. Totals.....	XXX	XXX	XXX	XXX	XXX	XXX	XXX	XXX	XXX	XXX	67
13. Earned Premiums (Sch P-Pt. 1)									22	67	XXX

SECTION 2

Years in Which Premiums Were Earned and Losses Were Incurred	CUMULATIVE PREMIUMS EARNED CEDED AT YEAR END (\$000 OMITTED)										11 Current Year Premiums Earned
	1	2	3	4	5	6	7	8	9	10	
	2015	2016	2017	2018	2019	2020	2021	2022	2023	2024	
1. Prior.....											
2. 2015.....											
3. 2016.....	XXX										
4. 2017.....	XXX	XXX									
5. 2018.....	XXX	XXX	XXX								
6. 2019.....	XXX	XXX	XXX	XXX							
7. 2020.....	XXX	XXX	XXX	XXX	XXX						
8. 2021.....	XXX	XXX	XXX	XXX	XXX	XXX					
9. 2022.....	XXX	XXX	XXX	XXX	XXX	XXX	XXX				
10. 2023.....	XXX	XXX	XXX	XXX	XXX	XXX	XXX	XXX			
11. 2024.....	XXX	XXX	XXX	XXX	XXX	XXX	XXX	XXX	XXX	3	3
12. Totals.....	XXX	XXX	XXX	XXX	XXX	XXX	XXX	XXX	XXX	XXX	3
13. Earned Premiums (Sch P-Pt. 1)										3	XXX

SCHEDULE P - PART 6H - OTHER LIABILITY - OCCURRENCE

SECTION 1A

Years in Which Premiums Were Earned and Losses Were Incurred	CUMULATIVE PREMIUMS EARNED DIRECT AND ASSUMED AT YEAR END (\$000 OMITTED)										11 Current Year Premiums Earned
	1	2	3	4	5	6	7	8	9	10	
	2015	2016	2017	2018	2019	2020	2021	2022	2023	2024	
1. Prior.....											
2. 2015.....	1,061	1,061	1,061	1,061	1,061	1,061	1,061	1,061	1,061	1,061	
3. 2016.....	XXX	1,109	1,109	1,109	1,109	1,109	1,109	1,109	1,109	1,109	
4. 2017.....	XXX	XXX	1,167	1,167	1,167	1,167	1,167	1,167	1,167	1,167	
5. 2018.....	XXX	XXX	XXX	1,264	1,264	1,264	1,264	1,264	1,264	1,264	
6. 2019.....	XXX	XXX	XXX	XXX	1,409	1,409	1,409	1,409	1,409	1,409	
7. 2020.....	XXX	XXX	XXX	XXX	XXX	1,563	1,563	1,563	1,563	1,563	
8. 2021.....	XXX	XXX	XXX	XXX	XXX	XXX	1,810	1,810	1,810	1,810	
9. 2022.....	XXX	XXX	XXX	XXX	XXX	XXX	XXX	1,969	1,969	1,969	
10. 2023.....	XXX	XXX	XXX	XXX	XXX	XXX	XXX	XXX	2,164	2,164	
11. 2024.....	XXX	XXX	XXX	XXX	XXX	XXX	XXX	XXX	XXX	2,382	2,382
12. Totals.....	XXX	XXX	XXX	XXX	XXX	XXX	XXX	XXX	XXX	XXX	2,382
13. Earned Premiums (Sch P-Pt. 1)	1,061	1,109	1,167	1,264	1,409	1,563	1,810	1,969	2,164	2,382	XXX

SECTION 2A

Years in Which Premiums Were Earned and Losses Were Incurred	CUMULATIVE PREMIUMS EARNED CEDED AT YEAR END (\$000 OMITTED)										11 Current Year Premiums Earned
	1	2	3	4	5	6	7	8	9	10	
	2015	2016	2017	2018	2019	2020	2021	2022	2023	2024	
1. Prior.....											
2. 2015.....	17	17	17	17	17	17	17	17	17	17	
3. 2016.....	XXX	19	19	19	19	19	19	19	19	19	
4. 2017.....	XXX	XXX	23	23	23	23	23	23	23	23	
5. 2018.....	XXX	XXX	XXX	30	30	30	30	30	30	30	
6. 2019.....	XXX	XXX	XXX	XXX	36	36	36	36	36	36	
7. 2020.....	XXX	XXX	XXX	XXX	XXX	19	19	19	19	19	
8. 2021.....	XXX	XXX	XXX	XXX	XXX	XXX	4	4	4	4	
9. 2022.....	XXX	XXX	XXX	XXX	XXX	XXX	XXX	3	3	3	
10. 2023.....	XXX	XXX	XXX	XXX	XXX	XXX	XXX	XXX	3	3	
11. 2024.....	XXX	XXX	XXX	XXX	XXX	XXX	XXX	XXX	XXX	2	2
12. Totals.....	XXX	XXX	XXX	XXX	XXX	XXX	XXX	XXX	XXX	XXX	2
13. Earned Premiums (Sch P-Pt. 1)	17	19	23	30	36	19	4	3	3	2	XXX

ANNUAL STATEMENT FOR THE YEAR 2024 OF THE PROGRESSIVE ADVANCED INSURANCE COMPANY

SCHEDULE P - PART 6H - OTHER LIABILITY - CLAIMS-MADE

SECTION 1B

Years in Which Premiums Were Earned and Losses Were Incurred	CUMULATIVE PREMIUMS EARNED DIRECT AND ASSUMED AT YEAR END (\$000 OMITTED)										11 Current Year Premiums Earned
	1	2	3	4	5	6	7	8	9	10	
	2015	2016	2017	2018	2019	2020	2021	2022	2023	2024	
1. Prior.....											
2. 2015.....											
3. 2016.....	XXX										
4. 2017.....	XXX	XXX									
5. 2018.....	XXX	XXX	XXX								
6. 2019.....	XXX	XXX	XXX	XXX							
7. 2020.....	XXX	XXX	XXX	XXX	XXX						
8. 2021.....	XXX	XXX	XXX	XXX	XXX	XXX	4	4	4	4	
9. 2022.....	XXX	XXX	XXX	XXX	XXX	XXX	XXX	4	4	4	
10. 2023.....	XXX	XXX	XXX	XXX	XXX	XXX	XXX	XXX	4	4	
11. 2024.....	XXX	XXX	XXX	XXX	XXX	XXX	XXX	XXX	XXX	5	5
12. Totals.....	XXX	XXX	XXX	XXX	XXX	XXX	XXX	XXX	XXX	XXX	5
13. Earned Premiums (Sch P-Pt. 1)							4	4	4	5	XXX

SECTION 2B

Years in Which Premiums Were Earned and Losses Were Incurred	CUMULATIVE PREMIUMS EARNED CEDED AT YEAR END (\$000 OMITTED)										11 Current Year Premiums Earned
	1	2	3	4	5	6	7	8	9	10	
	2015	2016	2017	2018	2019	2020	2021	2022	2023	2024	
1. Prior.....											
2. 2015.....											
3. 2016.....	XXX										
4. 2017.....	XXX	XXX									
5. 2018.....	XXX	XXX	XXX								
6. 2019.....	XXX	XXX	XXX	XXX							
7. 2020.....	XXX	XXX	XXX	XXX	XXX						
8. 2021.....	XXX	XXX	XXX	XXX	XXX	XXX					
9. 2022.....	XXX	XXX	XXX	XXX	XXX	XXX	XXX				
10. 2023.....	XXX	XXX	XXX	XXX	XXX	XXX	XXX	XXX			
11. 2024.....	XXX	XXX	XXX	XXX	XXX	XXX	XXX	XXX	XXX	1	1
12. Totals.....	XXX	XXX	XXX	XXX	XXX	XXX	XXX	XXX	XXX	XXX	1
13. Earned Premiums (Sch P-Pt. 1)										1	XXX

SCHEDULE P - PART 6M - INTERNATIONAL

SECTION 1

Years in Which Premiums Were Earned and Losses Were Incurred	CUMULATIVE PREMIUMS EARNED DIRECT AND ASSUMED AT YEAR END (\$000 OMITTED)										11 Current Year Premiums Earned
	1	2	3	4	5	6	7	8	9	10	
	2015	2016	2017	2018	2019	2020	2021	2022	2023	2024	
1. Prior.....											
2. 2015.....											
3. 2016.....	XXX										
4. 2017.....	XXX	XXX									
5. 2018.....	XXX	XXX	XXX								
6. 2019.....	XXX	XXX	XXX	XXX							
7. 2020.....	XXX	XXX	XXX	XXX	XXX						
8. 2021.....	XXX	XXX	XXX	XXX	XXX	XXX					
9. 2022.....	XXX	XXX	XXX	XXX	XXX	XXX	XXX				
10. 2023.....	XXX	XXX	XXX	XXX	XXX	XXX	XXX	XXX			
11. 2024.....	XXX	XXX	XXX	XXX	XXX	XXX	XXX	XXX	XXX		
12. Totals.....	XXX	XXX	XXX	XXX	XXX	XXX	XXX	XXX	XXX	XXX	
13. Earned Premiums (Sch P-Pt. 1)											XXX

SECTION 2

Years in Which Premiums Were Earned and Losses Were Incurred	CUMULATIVE PREMIUMS EARNED CEDED AT YEAR END (\$000 OMITTED)										11 Current Year Premiums Earned
	1	2	3	4	5	6	7	8	9	10	
	2015	2016	2017	2018	2019	2020	2021	2022	2023	2024	
1. Prior.....											
2. 2015.....											
3. 2016.....	XXX										
4. 2017.....	XXX	XXX									
5. 2018.....	XXX	XXX	XXX								
6. 2019.....	XXX	XXX	XXX	XXX							
7. 2020.....	XXX	XXX	XXX	XXX	XXX						
8. 2021.....	XXX	XXX	XXX	XXX	XXX	XXX					
9. 2022.....	XXX	XXX	XXX	XXX	XXX	XXX	XXX				
10. 2023.....	XXX	XXX	XXX	XXX	XXX	XXX	XXX	XXX			
11. 2024.....	XXX	XXX	XXX	XXX	XXX	XXX	XXX	XXX	XXX		
12. Totals.....	XXX	XXX	XXX	XXX	XXX	XXX	XXX	XXX	XXX	XXX	
13. Earned Premiums (Sch P-Pt. 1)											XXX

Schedule P - Part 6N- Reinsurance A - Nonproportional Assumed Property - Section 1
N O N E

Schedule P - Part 6N- Reinsurance A - Nonproportional Assumed Property - Section 2
N O N E

Schedule P - Part 6O - Reinsurance B - Nonproportional Liability - Section 1
N O N E

Schedule P - Part 6O - Reinsurance B - Nonproportional Assumed Liability - Section 2
N O N E

Schedule P - Part 6R - Products Liability - Occurrence - Section 1A
N O N E

Schedule P - Part 6R - Products Liability - Occurrence - Section 2A
N O N E

Schedule P - Part 6R - Products Liability - Claims-Made - Section 1B
N O N E

Schedule P - Part 6R - Products Liability - Claims-Made - Section 2B
N O N E

Schedule P - Part 7A - Section 1 - Primary Loss Sensitive Contracts
N O N E

Schedule P - Part 7A - Section 2 - Primary Loss Sensitive Contracts
N O N E

Schedule P - Part 7A - Section 3 - Primary Loss Sensitive Contracts
N O N E

Schedule P - Part 7A - Section 4 - Primary Loss Sensitive Contracts
N O N E

Schedule P - Part 7A - Section 5 - Primary Loss Sensitive Contracts
N O N E

Schedule P - Part 7B - Section 1 - Reinsurance Loss Sensitive Contracts
N O N E

Schedule P - Part 7B - Section 2 - Reinsurance Loss Sensitive Contracts
N O N E

Schedule P - Part 7B - Section 3 - Reinsurance Loss Sensitive Contracts
N O N E

Schedule P - Part 7B - Section 4 - Reinsurance Loss Sensitive Contracts
N O N E

Schedule P - Part 7B - Section 5 - Reinsurance Loss Sensitive Contracts
N O N E

Schedule P - Part 7B - Section 6 - Reinsurance Loss Sensitive Contracts
N O N E

Schedule P - Part 7B - Section 7 - Reinsurance Loss Sensitive Contracts
N O N E

ANNUAL STATEMENT FOR THE YEAR 2024 OF THE PROGRESSIVE ADVANCED INSURANCE COMPANY

SCHEDULE P INTERROGATORIES

1. The following questions relate to yet-to-be-issued Extended Reporting Endorsements (EREs) arising from Death, Disability, or Retirement (DDR) provisions in Medical Professional Liability Claims Made insurance policies. EREs provided for reasons other than DDR are not to be included.
- 1.1 Does the company issue Medical Professional Liability Claims Made insurance policies that provide tail (also known as an extended reporting endorsement, or “ERE”) benefits in the event of Death, Disability, or Retirement (DDR) at a reduced charge or at no additional cost? Yes [] No [X]
- If the answer to question 1.1 is “no”, leave the following questions blank. If the answer to question 1.1 is “yes”, please answer the following questions:
- 1.2 What is the total amount of the reserve for that provision (DDR Reserve), as reported, explicitly or not, elsewhere in this statement (in dollars)?\$
- 1.3 Does the company report any DDR reserve as Unearned Premium Reserve per SSAP #65? Yes [] No [X]
- 1.4 Does the company report any DDR reserve as loss or loss adjustment expense reserve? Yes [] No [X]
- 1.5 If the company reports DDR reserve as Unearned Premium Reserve, does that amount match the figure on the Underwriting and Investment Exhibit, Part 1A - Recapitulation of all Premiums (Page 7) Column 2, Lines 11.1 plus 11.2? Yes [] No [] N/A [X]
- 1.6 If the company reports DDR reserve as loss or loss adjustment expense reserve, please complete the following table corresponding to where these reserves are reported in Schedule P:

Years in Which Premiums Were Earned and Losses Were Incurred		DDR Reserve Included in Schedule P, Part 1F, Medical Professional Liability Column 24: Total Net Losses and Expenses Unpaid	
		1 Section 1: Occurrence	2 Section 2: Claims-Made
1.601	Prior		
1.602	2015		
1.603	2016		
1.604	2017		
1.605	2018		
1.606	2019		
1.607	2020		
1.608	2021		
1.609	2022		
1.610	2023		
1.611	2024		
1.612	Totals		

2. The definition of allocated loss adjustment expenses (ALAE) and, therefore, unallocated loss adjustment expenses (ULAE) was changed effective January 1, 1998. This change in definition applies to both paid and unpaid expenses. Are these expenses (now reported as “Defense and Cost Containment” and “Adjusting and Other”) reported in compliance with these definitions in this statement? Yes [X] No []
3. The Adjusting and Other expense payments and reserves should be allocated to the years in which the losses were incurred based on the number of claims reported, closed and outstanding in those years. When allocating Adjusting and Other expense between companies in a group or a pool, the Adjusting and Other expense should be allocated in the same percentage used for the loss amounts and the claim counts. For reinsurers, Adjusting and Other expense assumed should be reported according to the reinsurance contract. For Adjusting and Other expense incurred by reinsurers, or in those situations where suitable claim count information is not available, Adjusting and Other expense should be allocated by a reasonable method determined by the company and described in Interrogatory 7, below. Are they so reported in this Statement? Yes [X] No []
4. Do any lines in Schedule P include reserves that are reported gross of any discount to present value of future payments, and that are reported net of such discounts on Page 10? Yes [] No [X]
- If yes, proper disclosure must be made in the Notes to Financial Statements, as specified in the Instructions. Also, the discounts must be reported in Schedule P - Part 1, Columns 32 and 33. Schedule P must be completed gross of non-tabular discounting. Work papers relating to discount calculations must be available for examination upon request.
- Discounting is allowed only if expressly permitted by the state insurance department to which this Annual Statement is being filed.
5. What were the net premiums in force at the end of the year for:
(in thousands of dollars)
- 5.1 Fidelity
- 5.2 Surety
6. Claim count information is reported per claim or per claimant (Indicate which)per claimant.....
- If not the same in all years, explain in Interrogatory 7.
- 7.1 The information provided in Schedule P will be used by many persons to estimate the adequacy of the current loss and expense reserves, among other things. Are there any especially significant events, coverage, retention or accounting changes that have occurred that must be considered when making such analyses? Yes [] No [X]
- 7.2 (An extended statement may be attached.)
.....

SCHEDULE T - PART 2
INTERSTATE COMPACT - EXHIBIT OF PREMIUMS WRITTEN

Allocated by States and Territories

			Direct Business Only			
			1	2	3	4
States, Etc.			Life (Group and Individual)	Annuities (Group and Individual)	Disability Income (Group and Individual)	Long-Term Care (Group and Individual)
			5			6
			Deposit-Type Contracts			Totals
1.	Alabama	AL				
2.	Alaska	AK				
3.	Arizona	AZ				
4.	Arkansas	AR				
5.	California	CA				
6.	Colorado	CO				
7.	Connecticut	CT				
8.	Delaware	DE				
9.	District of Columbia	DC				
10.	Florida	FL				
11.	Georgia	GA				
12.	Hawaii	HI				
13.	Idaho	ID				
14.	Illinois	IL				
15.	Indiana	IN				
16.	Iowa	IA				
17.	Kansas	KS				
18.	Kentucky	KY				
19.	Louisiana	LA				
20.	Maine	ME				
21.	Maryland	MD				
22.	Massachusetts	MA				
23.	Michigan	MI				
24.	Minnesota	MN				
25.	Mississippi	MS				
26.	Missouri	MO				
27.	Montana	MT				
28.	Nebraska	NE				
29.	Nevada	NV				
30.	New Hampshire	NH				
31.	New Jersey	NJ				
32.	New Mexico	NM				
33.	New York	NY				
34.	North Carolina	NC				
35.	North Dakota	ND				
36.	Ohio	OH				
37.	Oklahoma	OK				
38.	Oregon	OR				
39.	Pennsylvania	PA				
40.	Rhode Island	RI				
41.	South Carolina	SC				
42.	South Dakota	SD				
43.	Tennessee	TN				
44.	Texas	TX				
45.	Utah	UT				
46.	Vermont	VT				
47.	Virginia	VA				
48.	Washington	WA				
49.	West Virginia	WV				
50.	Wisconsin	WI				
51.	Wyoming	WY				
52.	American Samoa	AS				
53.	Guam	GU				
54.	Puerto Rico	PR				
55.	U.S. Virgin Islands	VI				
56.	Northern Mariana Islands	MP				
57.	Canada	CAN				
58.	Aggregate Other Alien	OT				
59.	Total					

NONE

ANNUAL STATEMENT FOR THE YEAR 2024 OF THE PROGRESSIVE ADVANCED INSURANCE COMPANY

SCHEDULE Y

PART 1A - DETAIL OF INSURANCE HOLDING COMPANY SYSTEM

1	2	3	4	5	6	7	8	9	10	11	12	13	14	15	16
Group Code	Group Name	NAIC Company Code	ID Number	Federal RSSD	CIK	Name of Securities Exchange if Publicly Traded (U.S. or International)	Names of Parent, Subsidiaries Or Affiliates	Domi-ciliary Location	Relation-ship to Reporting Entity	Directly Controlled by (Name of Entity/Person)	Type of Control (Ownership, Board, Management, Attorney-in-Fact, Influence, Other)	If Control is Owner-ship Provide Percen-tage	Ultimate Controlling Entity(ies)/Person(s)	Is an SCA Filing Re-quired? (Yes/No)	*
		00000	34-0963169		0000080661	NYSE	The Progressive Corporation	..OH.....	UIP.....	Board, Management	Board		The Progressive Corporation	...NO.....	...13....
.0155	Progressive Insurance Group	27804	95-2676519				Drive Insurance Company	..OH.....	IA.....	The Progressive Corporation	Ownership.....	100.000	The Progressive Corporation	...NO.....	...135...
		00000	83-0371533				Progressive Agency Holdings, Inc.	..DE.....	NIA.....	The Progressive Corporation	Ownership.....	100.000	The Progressive Corporation	...NO.....	...13....
.0155	Progressive Insurance Group	11410	68-0004572				Drive New Jersey Insurance Company	..NJ.....	IA.....	Progressive Agency Holdings, Inc.	Ownership.....	100.000	The Progressive Corporation	...NO.....	...13....
.0155	Progressive Insurance Group	12879	20-4093467				Progressive Commercial Casualty Company	..OH.....	IA.....	Progressive Agency Holdings, Inc.	Ownership.....	100.000	The Progressive Corporation	...NO.....	...13....
.0155	Progressive Insurance Group	24252	34-1094197				Progressive American Insurance Company	..OH.....	IA.....	Progressive Agency Holdings, Inc.	Ownership.....	100.000	The Progressive Corporation	...NO.....	...13....
.0155	Progressive Insurance Group	17350	31-1193845				Progressive Bayside Insurance Company	..OH.....	IA.....	Progressive Agency Holdings, Inc.	Ownership.....	100.000	The Progressive Corporation	...NO.....	...13....
.0155	Progressive Insurance Group	24260	34-6513736				Progressive Casualty Insurance Company	..OH.....	IA.....	Progressive Agency Holdings, Inc.	Ownership.....	100.000	The Progressive Corporation	...NO.....	...13....
		00000	34-1576555				PC Investment Company	..DE.....	NIA.....	Progressive Casualty Insurance Company	Ownership.....	100.000	The Progressive Corporation	...YES.....	...13....
.0155	Progressive Insurance Group	29203	74-1082840				Progressive County Mutual Insurance Company	..TX.....	IA.....	Progressive Casualty Insurance Company	Management.....		The Progressive Corporation	...NO.....	...123...
.0155	Progressive Insurance Group	42412	34-1374634				Progressive Gulf Insurance Company	..OH.....	IA.....	Progressive Casualty Insurance Company	Ownership.....	100.000	The Progressive Corporation	...YES.....	...13....
.0155	Progressive Insurance Group	32786	34-1172685				Progressive Specialty Insurance Company	..OH.....	IA.....	Progressive Casualty Insurance Company	Ownership.....	100.000	The Progressive Corporation	...YES.....	...13....
		00000					Trussville/Cahaba, AL, LLC	..OH.....	NIA.....	Progressive Specialty Insurance Company	Ownership.....	100.000	The Progressive Corporation	...NO.....	...13....
.0155	Progressive Insurance Group	42994	39-1453002				Progressive Classic Insurance Company	..WI.....	IA.....	Progressive Agency Holdings, Inc.	Ownership.....	100.000	The Progressive Corporation	...NO.....	...13....
.0155	Progressive Insurance Group	10067	99-0311930				Progressive Hawaii Insurance Corp.	..OH.....	IA.....	Progressive Agency Holdings, Inc.	Ownership.....	100.000	The Progressive Corporation	...NO.....	...13....
.0155	Progressive Insurance Group	10187	34-1787734				Progressive Michigan Insurance Company	..MI.....	IA.....	Progressive Agency Holdings, Inc.	Ownership.....	100.000	The Progressive Corporation	...NO.....	...13....
.0155	Progressive Insurance Group	35190	93-0935623				Progressive Mountain Insurance Company	..OH.....	IA.....	Progressive Agency Holdings, Inc.	Ownership.....	100.000	The Progressive Corporation	...NO.....	...13....
.0155	Progressive Insurance Group	38628	34-1318335				Progressive Northern Insurance Company	..WI.....	IA.....	Progressive Agency Holdings, Inc.	Ownership.....	100.000	The Progressive Corporation	...NO.....	...13....
.0155	Progressive Insurance Group	42919	91-1187829				Progressive Northwestern Insurance Company	..OH.....	IA.....	Progressive Agency Holdings, Inc.	Ownership.....	100.000	The Progressive Corporation	...NO.....	...13....
.0155	Progressive Insurance Group	37834	34-1287020				Progressive Preferred Insurance Company	..OH.....	IA.....	Progressive Agency Holdings, Inc.	Ownership.....	100.000	The Progressive Corporation	...NO.....	...13....
.0155	Progressive Insurance Group	10050	72-1269745				Progressive Security Insurance Company	..LA.....	IA.....	Progressive Agency Holdings, Inc.	Ownership.....	100.000	The Progressive Corporation	...NO.....	...13....
.0155	Progressive Insurance Group	38784	59-1951700				Progressive Southeastern Insurance Company	..IN.....	IA.....	Progressive Agency Holdings, Inc.	Ownership.....	100.000	The Progressive Corporation	...NO.....	...13....
.0155	Progressive Insurance Group	12302	20-3187886				Progressive Freedom Insurance Company	..OH.....	IA.....	Progressive Agency Holdings, Inc.	Ownership.....	100.000	The Progressive Corporation	...NO.....	...13....
							Progressive Commercial Advantage Agency, Inc.								
		00000	27-2393886					..OH.....	NIA.....	Progressive Agency Holdings, Inc.	Ownership.....	100.000	The Progressive Corporation	...NO.....	...13....
		00000	20-1583033				Progressive Commercial Holdings, Inc.	..DE.....	NIA.....	The Progressive Corporation	Ownership.....	100.000	The Progressive Corporation	...NO.....	...13....
.0155	Progressive Insurance Group	10194	59-3213819				Artisan and Truckers Casualty Company	..WI.....	IA.....	Progressive Commercial Holdings, Inc.	Ownership.....	100.000	The Progressive Corporation	...NO.....	...13....
.0155	Progressive Insurance Group	10243	06-0281045				National Continental Insurance Company	..NY.....	IA.....	Progressive Commercial Holdings, Inc.	Ownership.....	100.000	The Progressive Corporation	...NO.....	...13....
.0155	Progressive Insurance Group	10193	59-3213719				Progressive Express Insurance Company	..OH.....	IA.....	Progressive Commercial Holdings, Inc.	Ownership.....	100.000	The Progressive Corporation	...NO.....	...13....
.0155	Progressive Insurance Group	11770	36-3298008				United Financial Casualty Company	..OH.....	IA.....	Progressive Commercial Holdings, Inc.	Ownership.....	100.000	The Progressive Corporation	...NO.....	...13....
.0155	Progressive Insurance Group	15643	47-1849658				Blue Hill Specialty Insurance Company Inc.	..IL.....	IA.....	Progressive Commercial Holdings, Inc.	Ownership.....	100.000	The Progressive Corporation	...NO.....	...13....
		00000	35-0160330				Protective Insurance Corporation	..IN.....	NIA.....	Progressive Commercial Holdings, Inc.	Ownership.....	100.000	The Progressive Corporation	...NO.....	...13....
.0155	Progressive Insurance Group	12416	35-6021485				Protective Insurance Company	..IN.....	IA.....	Protective Insurance Corporation	Ownership.....	100.000	The Progressive Corporation	...NO.....	...13....
.0155	Progressive Insurance Group	40460	35-1524574				Sagamore Insurance Company	..IN.....	IA.....	Protective Insurance Company	Ownership.....	100.000	The Progressive Corporation	...NO.....	...13....
.0155	Progressive Insurance Group	13149	26-1865258				Protective Specialty Insurance Company	..IN.....	IA.....	Protective Insurance Company	Ownership.....	100.000	The Progressive Corporation	...NO.....	...13....
		00000	26-0327941				B&L Brokerage Services, Inc.	..IN.....	NIA.....	Protective Insurance Corporation	Ownership.....	100.000	The Progressive Corporation	...NO.....	...13....
		00000	45-3337116				B&L Management, Inc.	..DE.....	NIA.....	Protective Insurance Corporation	Ownership.....	100.000	The Progressive Corporation	...NO.....	...13....
		00000	35-1864904				B&L Insurance Ltd.	..BMU.....	IA.....	Protective Insurance Corporation	Ownership.....	100.000	The Progressive Corporation	...NO.....	...13....
		00000	38-3564766				Transport Specialty Insurance Agency, Inc.	..MI.....	NIA.....	B&L Brokerage Services, Inc.	Ownership.....	100.000	The Progressive Corporation	...NO.....	...13....
		00000	83-0371538				Progressive Direct Holdings, Inc.	..DE.....	UDP.....	The Progressive Corporation	Ownership.....	100.000	The Progressive Corporation	...NO.....	...13....
.0155	Progressive Insurance Group	44180	23-2599971				Mountain Laurel Assurance Company	..OH.....	IA.....	Progressive Direct Holdings, Inc.	Ownership.....	100.000	The Progressive Corporation	...NO.....	...13....
.0155	Progressive Insurance Group	11851	62-0484104				Progressive Advanced Insurance Company	..OH.....	RE.....	Progressive Direct Holdings, Inc.	Ownership.....	100.000	The Progressive Corporation	...NO.....	...13....
		00000	58-1772717				Progressive Auto Pro Insurance Agency, Inc.	..FL.....	NIA.....	Progressive Direct Holdings, Inc.	Ownership.....	100.000	The Progressive Corporation	...NO.....	...13....
.0155	Progressive Insurance Group	44288	62-1444848				Progressive Choice Insurance Company	..OH.....	IA.....	Progressive Direct Holdings, Inc.	Ownership.....	100.000	The Progressive Corporation	...NO.....	...13....
.0155	Progressive Insurance Group	16322	34-1524319				Progressive Direct Insurance Company	..OH.....	IA.....	Progressive Direct Holdings, Inc.	Ownership.....	100.000	The Progressive Corporation	...NO.....	...13....
		00000					Gadsden, AL, LLC	..OH.....	NIA.....	Progressive Direct Insurance Company	Ownership.....	100.000	The Progressive Corporation	...NO.....	...13....
.0155	Progressive Insurance Group	14800	22-2404709				Progressive Garden State Insurance Company	..NJ.....	IA.....	Progressive Direct Holdings, Inc.	Ownership.....	100.000	The Progressive Corporation	...NO.....	...13....
.0155	Progressive Insurance Group	37605	33-0350911				Progressive Marathon Insurance Company	..MI.....	IA.....	Progressive Direct Holdings, Inc.	Ownership.....	100.000	The Progressive Corporation	...NO.....	...13....
.0155	Progressive Insurance Group	24279	34-0472535				Progressive Max Insurance Company	..OH.....	IA.....	Progressive Direct Holdings, Inc.	Ownership.....	100.000	The Progressive Corporation	...NO.....	...13....

ANNUAL STATEMENT FOR THE YEAR 2024 OF THE PROGRESSIVE ADVANCED INSURANCE COMPANY

SCHEDULE Y
PART 1A - DETAIL OF INSURANCE HOLDING COMPANY SYSTEM

1	2	3	4	5	6	7	8	9	10	11	12 Type of Control (Ownership, Board, Management, Attorney-in-Fact, Influence, Other)	13 If Control is Owner- ship Provide Percen- tage	14 Ultimate Controlling Entity(ies)/Person(s)	15 Is an SCA Filing Re- quired? (Yes/No)	16 *
Group Code	Group Name	NAIC Company Code	ID Number	Federal RSSD	CIK	Name of Securities Exchange if Publicly Traded (U.S. or International)	Names of Parent, Subsidiaries Or Affiliates	Domi- ciliary Loca- tion	Rela- tion- ship to Reporting Entity	Directly Controlled by (Name of Entity/Person)					
. 0155 ...	Progressive Insurance Group 44695	86-0686869	Progressive Paloverde Insurance Company IN..... IA.....	Progressive Direct Holdings, Inc.	Ownership.....	100.000 ...	The Progressive Corporation NO..... 13
. 0155 ...	Progressive Insurance Group 21735	36-3789786	Progressive Premier Insurance Company of Illinois OH..... IA.....	Progressive Direct Holdings, Inc.	Ownership.....	100.000 ...	The Progressive Corporation NO..... 13
. 0155 ...	Progressive Insurance Group 10192	59-3213815	Progressive Select Insurance Company OH..... IA.....	Progressive Direct Holdings, Inc.	Ownership.....	100.000 ...	The Progressive Corporation NO..... 13
..... 00000	34-1804869	Progressive Advantage Agency, Inc. OH..... NIA.....	Progressive Direct Holdings, Inc.	Ownership.....	100.000 ...	The Progressive Corporation NO..... 13
. 0155 ...	Progressive Insurance Group 21727	36-3789787	Progressive Universal Insurance Company WI..... IA.....	Progressive Direct Holdings, Inc.	Ownership.....	100.000 ...	The Progressive Corporation NO..... 13
. 0155 ...	Progressive Insurance Group 16816	84-4920049	Progressive Life Insurance Company OH..... IA.....	The Progressive Corporation	Ownership.....	100.000 ...	The Progressive Corporation NO..... 13
..... 00000	99-0311966	Garden Sun Insurance Services, Inc. HI..... NIA.....	The Progressive Corporation	Ownership.....	100.000 ...	The Progressive Corporation NO..... 13
..... 00000	95-2706008	Pacific Motor Club CA..... NIA.....	The Progressive Corporation	Ownership.....	100.000 ...	The Progressive Corporation NO..... 13
..... 00000	11-3203413	PROGNY Agency, Inc. NY..... NIA.....	The Progressive Corporation	Ownership.....	100.000 ...	The Progressive Corporation NO..... 13
..... 00000	34-1574447	Progressive Adjusting Company, Inc. OH..... NIA.....	The Progressive Corporation	Ownership.....	100.000 ...	The Progressive Corporation NO..... 13
..... 00000	13-3673368	Progressive Capital Management Corp. NY..... NIA.....	The Progressive Corporation	Ownership.....	100.000 ...	The Progressive Corporation NO..... 13
..... 00000	34-1378861	Progressive Investment Company, Inc. DE..... NIA.....	The Progressive Corporation	Ownership.....	100.000 ...	The Progressive Corporation NO..... 13
..... 00000	34-6530101	Progressive Premium Budget, Inc. OH..... NIA.....	The Progressive Corporation	Ownership.....	100.000 ...	The Progressive Corporation NO..... 13
..... 00000	34-1574448	Progressive RSC, Inc. OH..... NIA.....	The Progressive Corporation	Ownership.....	100.000 ...	The Progressive Corporation NO..... 13
..... 00000	84-3633213	358 Ventures, Inc. OH..... NIA.....	The Progressive Corporation	Ownership.....	100.000 ...	The Progressive Corporation NO..... 13
..... 00000	20-2702408	Progressive Vehicle Service Company OH..... NIA.....	The Progressive Corporation	Ownership.....	100.000 ...	The Progressive Corporation NO..... 13
..... 00000	51-0295493	Village Transport Corp. DE..... NIA.....	The Progressive Corporation	Ownership.....	100.000 ...	The Progressive Corporation NO..... 13
..... 00000	34-1324270	Wilson Mills Land Co. OH..... NIA.....	The Progressive Corporation	Ownership.....	100.000 ...	The Progressive Corporation NO..... 13
..... 00000	87-4036792	Progressive Next Inc. DE..... NIA.....	The Progressive Corporation	Ownership.....	100.000 ...	The Progressive Corporation NO..... 13
..... 00000	59-3491541	ARX Holding Corp. DE..... NIA.....	The Progressive Corporation	Ownership.....	100.000 ...	The Progressive Corporation NO..... 136 ..
. 0155 ...	Progressive Insurance Group 11072	56-2512990	ASI Home Insurance Corp. FL..... IA.....	ARX Holding Corp.	Ownership.....	100.000 ...	The Progressive Corporation NO..... 13
. 0155 ...	Progressive Insurance Group 13142	26-1996532	ASI Preferred Insurance Corp. FL..... IA.....	ARX Holding Corp.	Ownership.....	100.000 ...	The Progressive Corporation NO..... 13
. 0155 ...	Progressive Insurance Group 10872	59-3459912	American Strategic Insurance Corp. IN..... IA.....	ARX Holding Corp.	Ownership.....	100.000 ...	The Progressive Corporation NO..... 13
. 0155 ...	Progressive Insurance Group 11059	75-2904629	ASI Lloyds TX..... IA.....	ASI Lloyds, Inc.	Management.....	The Progressive Corporation NO..... 134 ...
. 0155 ...	Progressive Insurance Group 12196	20-1284676	ASI Assurance Corp. FL..... IA.....	ARX Holding Corp.	Ownership.....	100.000 ...	The Progressive Corporation NO..... 13
. 0155 ...	Progressive Insurance Group 14042	27-3421622	ASI Select Insurance Corp. IN..... IA.....	ARX Holding Corp.	Ownership.....	100.000 ...	The Progressive Corporation NO..... 13
..... 00000	59-3621835	ASI Lloyds, Inc. TX..... NIA.....	ARX Holding Corp.	Ownership.....	100.000 ...	The Progressive Corporation NO..... 13
..... 00000	11-3644072	Sunshine Security Insurance Agency, Inc. FL..... NIA.....	ARX Holding Corp.	Ownership.....	100.000 ...	The Progressive Corporation NO..... 13
..... 00000	59-3602626	ASI Underwriters Corp. FL..... NIA.....	ARX Holding Corp.	Ownership.....	100.000 ...	The Progressive Corporation NO..... 13
. 0155 ...	Progressive Insurance Group 13038	26-1142659	Progressive Property Insurance Company LA..... IA.....	ARX Holding Corp.	Ownership.....	100.000 ...	The Progressive Corporation NO..... 13
..... 00000	81-1112584	ASI Select Auto Insurance Corp. CA..... NIA.....	ARX Holding Corp.	Ownership.....	100.000 ...	The Progressive Corporation NO..... 13
..... 00000	47-4504370	PropertyPlus Insurance Agency, Inc. DE..... NIA.....	ARX Holding Corp.	Ownership.....	100.000 ...	The Progressive Corporation NO..... 13

Asterisk	Explanation
1	Schedule Y Part 1A is a common schedule for all companies of The Progressive Corporation, however column 10 requires specific relationship information relative to the reporting entity.
2	Progressive County Mutual Insurance Company is a Texas county mutual insurance company that is managed, but not owned by Progressive Casualty Insurance Company.
3	None of the companies that are part of The Progressive Corporation are Federally chartered or insured institutions and therefore, do not have Federal RSSD numbers.
4	ASI Lloyds is a Texas Lloyds insurance company that is managed, but not owned by ASI Lloyds, Inc.
5	Effective July 18, 2023, Progressive West Insurance Company changed its name to Drive Insurance Company.
6	Effective November 19, 2024 ARK Royal Underwriters, LLC was administratively dissolved.

ANNUAL STATEMENT FOR THE YEAR 2024 OF THE PROGRESSIVE ADVANCED INSURANCE COMPANY

SCHEDULE Y

PART 2 - SUMMARY OF INSURER'S TRANSACTIONS WITH ANY AFFILIATES

1	2	3	4	5	6	7	8	9	10	11	12	13
NAIC Company Code	ID Number	Names of Insurers and Parent, Subsidiaries or Affiliates	Shareholder Dividends	Capital Contributions	Purchases, Sales or Exchanges of Loans, Securities, Real Estate, Mortgage Loans or Other Investments	Income/ (Disbursements) Incurred in Connection with Guarantees or Undertakings for the Benefit of any Affiliate(s)	Management Agreements and Service Contracts	Income/ (Disbursements) Incurred Under Reinsurance Agreements	*	Any Other Material Activity Not in the Ordinary Course of the Insurer's Business	Totals	Reinsurance Recoverable/ (Payable) on Losses and/or Reserve Credit Taken/(Liability)
	34-0963169	The Progressive Corporation		(26,000,000)			2,285,230,621				2,259,230,621	
	83-0371533	Progressive Agency Holdings, Inc.	2,126,000,000	(5,000,000)							2,121,000,000	
24260	34-6513736	Progressive Casualty Insurance Company	(1,014,000,000)		(553,791,488)		8,272,658,587	1,875,036,089	*		8,579,903,188	(9,099,696,429)
24252	34-1094197	Progressive American Insurance Company					(23,186,676)		*		(23,186,676)	
32786	34-1172685	Progressive Specialty Insurance Company	(182,000,000)		180,303,068		(79,361,608)		*		(81,058,540)	
38784	59-1951700	Progressive Southeastern Insurance Company	(7,000,000)		6,869,309		(11,408,290)		*		(11,538,981)	
38628	34-1318335	Progressive Northern Insurance Company	(291,000,000)		288,386,940		(135,584,060)		*		(138,197,120)	
37834	34-1287020	Progressive Preferred Insurance Company	(120,000,000)		118,929,174		(68,514,568)		*		(69,585,394)	
42412	34-1374634	Progressive Gulf Insurance Company	(42,000,000)		41,466,080		(21,682,755)		*		(22,216,675)	
42919	91-1187829	Progressive Northwestern Insurance Company	(273,000,000)		270,624,954		(133,215,080)		*		(135,590,126)	
42994	39-1453002	Progressive Classic Insurance Company	(62,000,000)		61,134,900		(34,232,024)		*		(35,097,124)	
17350	31-1193845	Progressive Bayside Insurance Company	(5,000,000)		4,921,296		(5,638,221)		*		(5,716,925)	
35190	93-0935623	Progressive Mountain Insurance Company		5,000,000			(10,164,162)		*		(5,164,162)	
10187	34-1787734	Progressive Michigan Insurance Company	(70,000,000)		69,324,391		(45,196,548)		*		(45,872,157)	
29203	74-1082840	Progressive County Mutual Insurance Company					(81,098,679)	(1,725,261,437)			(1,806,360,116)	6,763,373,485
10050	72-1269745	Progressive Security Insurance Company	(4,000,000)		3,887,394		(91,590,507)	(133,688,496)			(225,391,609)	502,554,868
11410	68-0004572	Drive New Jersey Insurance Company					(125,753,424)	22,986,215			(102,767,209)	1,247,625,439
10067	99-0311930	Progressive Hawaii Insurance Corp.	(56,000,000)		55,099,845		(88,173,816)				(89,073,971)	
12302	20-3187886	Progressive Freedom Insurance Company					(4,477,706)		*		(4,477,706)	
12879	20-4093467	Progressive Commercial Casualty Company					(102,686)				(102,686)	
	83-0371538	Progressive Direct Holdings, Inc.	1,061,000,000	(30,000,000)							1,031,000,000	
16322	34-1524319	Progressive Direct Insurance Company	(903,000,000)		897,368,031		(5,374,172,910)	815,660,706	*		(4,564,144,173)	(5,361,983,160)
24279	34-0472535	Progressive Max Insurance Company	(61,000,000)		60,149,053		(51,568,720)	616	*		(52,419,051)	11,036
44695	86-0686869	Progressive Paloverde Insurance Company		10,000,000			(6,632,381)		*		3,367,619	
21735	36-3789786	Progressive Premier Insurance Company of Illinois		5,000,000			(16,771,841)		*		(11,771,841)	
21727	36-3789787	Progressive Universal Insurance Company	(20,000,000)		19,649,652		(39,100,254)		*		(39,450,602)	
37605	33-0350911	Progressive Marathon Insurance Company	(40,000,000)		39,668,940		(51,570,712)		*		(51,901,772)	
10192	59-3213815	Progressive Select Insurance Company		3,000,000			(1,350,217,606)	(791,157,607)			(2,138,375,213)	4,274,660,070
44288	62-1444848	Progressive Choice Insurance Company					(3,443,470)		*		(3,443,470)	
11851	62-0484104	Progressive Advanced Insurance Company	(15,000,000)		14,751,512		(38,636,727)		*		(38,885,215)	
14800	22-2404709	Progressive Garden State Insurance Company		12,000,000			(272,822,819)	(24,503,099)			(285,325,918)	1,087,323,090
44180	23-2599971	Mountain Laurel Assurance Company	(22,000,000)		21,560,903		(177,936,872)				(178,375,969)	
	20-1583033	Progressive Commercial Holdings, Inc.	480,000,000								480,000,000	
11770	36-3298008	United Financial Casualty Company	(445,000,000)		440,731,328		(917,973,570)	552,019,861			(370,222,381)	(4,532,535,720)
10243	06-0281045	National Continental Insurance Company					(9,591,499)	(703,717)			(10,295,216)	5,133,754
10194	59-3213819	Artisan and Truckers Casualty Company					(223,174,201)	(176,671,034)			(399,845,235)	1,573,872,198
10193	59-3213719	Progressive Express Insurance Company	(35,000,000)		34,434,236		(202,799,649)	(338,193,374)			(541,558,787)	2,044,102,103
15643	47-1849658	Blue Hill Specialty Insurance Company Inc.									(89,420,068)	914,561,419
	34-1576555	PC Investment Company					(52,264,615)	(37,155,453)			(89,420,068)	
							438,766				438,766	

ANNUAL STATEMENT FOR THE YEAR 2024 OF THE PROGRESSIVE ADVANCED INSURANCE COMPANY

SCHEDULE Y

PART 2 - SUMMARY OF INSURER’S TRANSACTIONS WITH ANY AFFILIATES

1	2	3	4	5	6	7	8	9	10	11	12	13
NAIC Company Code	ID Number	Names of Insurers and Parent, Subsidiaries or Affiliates	Shareholder Dividends	Capital Contributions	Purchases, Sales or Exchanges of Loans, Securities, Real Estate, Mortgage Loans or Other Investments	Income/ (Disbursements) Incurred in Connection with Guarantees or Undertakings for the Benefit of any Affiliate(s)	Management Agreements and Service Contracts	Income/ (Disbursements) Incurred Under Reinsurance Agreements	*	Any Other Material Activity Not in the Ordinary Course of the Insurer's Business	Totals	Reinsurance Recoverable/ (Payable) on Losses and/or Reserve Credit Taken/(Liability)
	34-1378861	Progressive Investment Company, Inc.			(2,075,469,518)		367,955				(2,075,101,563)	
	13-3673368	Progressive Capital Management Corp.					15,125,023				15,125,023	
	34-1804869	Progressive Advantage Agency, Inc.					(413,348,047)				(413,348,047)	
	27-2393886	Progressive Commercial Advantage Agency, Inc.					(1,783,881)				(1,783,881)	
	34-1574447	Progressive Adjusting Company, Inc.					(119,586)				(119,586)	
	51-0295493	Village Transport Corp.					1,117,700				1,117,700	
16816	84-4920049	Progressive Life Insurance Company		21,000,000			(7,239,561)				13,760,439	
27804	95-2676519	Drive Insurance Company		5,000,000			(96,875,486)	(38,369,270)			(130,244,756)	580,997,847
	84-3633213	358 Ventures, Inc.					(3,184,578)				(3,184,578)	
	87-4036792	Progressive Next Inc.					(14,399,845)				(14,399,845)	
	59-3491541	ARX Holding Corp		(87,000,000)			(1,156)				(87,001,156)	
10872	59-3459912	American Strategic Insurance Corp		95,000,000			(234,561,689)	29,071,792	*		(110,489,897)	(340,073,090)
11059	75-2904629	ASI Lloyds		20,000,000			(14,852,866)	(1,704,428)	*		3,442,706	
13038	26-1142659	Progressive Property Insurance Company					(1,849,136)	(1,078,881)	*		(2,928,017)	
12196	20-1284676	ASI Assurance Corp		3,000,000			(737,430)	(67,011)	*		2,195,559	
11072	56-2512990	ASI Home Insurance Corp		2,000,000			(7,253,058)	(190,603)	*		(5,443,661)	
13142	26-1996532	ASI Preferred Insurance Corp		(35,000,000)			(11,333,682)	(35,128,656)			(81,462,338)	340,073,090
14042	27-3421622	ASI Select Insurance Corp		2,000,000			(11,678,042)	(508,968)	*		(10,187,010)	
	11-3644072	Sunshine Security Insurance Agency Inc.					19,185				19,185	
	35-0160330	Protective Insurance Corporation		(60,000,000)			(212,838)				(60,212,838)	
12416	35-6021485	Protective Insurance Company		60,000,000			(4,456,374)	(11,325,541)			44,218,085	(36,414)
40460	35-1524574	Sagamore Insurance Company					(6,945,489)	5,941,168			(1,004,321)	294,027
13149	26-1865258	Protective Specialty Insurance Company					(2,213,652)	5,740,403			3,526,751	(954,435)
	35-1864904	B&L Insurance Ltd.						9,250,725			9,250,725	696,822
	26-0327941	B&L Brokerage Services, Inc.					6,148,355				6,148,355	
	45-3337116	B&L Management, Inc.					(1,140)				(1,140)	
9999999 Control Totals									XXX			

ANNUAL STATEMENT FOR THE YEAR 2024 OF THE PROGRESSIVE ADVANCED INSURANCE COMPANY

24260	Progressive Casualty Insurance Company	49.00%	16322	Progressive Direct Insurance Company	77.00%
24252	Progressive American Insurance Company	2.00%	24279	Progressive Max Insurance Company	6.00%
32786	Progressive Specialty Insurance Company	7.00%	21735	Progressive Premier Insurance Company of Illinois	2.00%
38784	Progressive Southeastern Insurance Company	1.00%	21727	Progressive Universal Insurance Company	4.00%
38628	Progressive Northern Insurance Company	12.00%	37605	Progressive Marathon Insurance Company	6.00%
37834	Progressive Preferred Insurance Company	6.00%	44695	Progressive Paloverde Insurance Company	0.50%
42412	Progressive Gulf Insurance Company	2.00%	11851	Progressive Advanced Insurance Company	4.00%
42919	Progressive Northwestern Insurance Company	12.00%	44288	Progressive Choice Insurance Company	0.50%
42994	Progressive Classic Insurance Company	3.00%			
17350	Progressive Bayside Insurance Company	0.50%	10872	American Strategic Insurance Corp	76.50%
35190	Progressive Mountain Insurance Company	1.00%	11059	ASI Lloyds	17.00%
10187	Progressive Michigan Insurance Company	4.00%	11072	ASI Home Insurance Corp	2.00%
12302	Progressive Freedom Insurance Company	0.50%	14042	ASI Select Insurance Corp	2.00%
			13038	Progressive Property Insurance Company	2.00%
			12196	ASI Assurance Corp	0.50%

Detailed Explanation

For the above listed companies, see Annual Statement Footnote 26 for further information.

ANNUAL STATEMENT FOR THE YEAR 2024 OF THE PROGRESSIVE ADVANCED INSURANCE COMPANY

SCHEDULE Y

PART 3 - ULTIMATE CONTROLLING PARTY AND LISTING OF OTHER U.S. INSURANCE GROUPS OR ENTITIES UNDER THAT ULTIMATE CONTROLLING PARTY'S CONTROL

1	2	3	4	5	6	7	8
		Ownership Percentage Column 2 of Column 1	Granted Disclaimer of Control\ Affiliation of Column 2 Over Column 1 (Yes/No)		U.S. Insurance Groups or Entities Controlled by Column 5	Ownership Percentage (Column 5 of Column 6)	Granted Disclaimer of Control\ Affiliation of Column 5 Over Column 6 (Yes/No)
Insurers in Holding Company	Owners with Greater Than 10% Ownership			Ultimate Controlling Party			
Progressive Casualty Insurance Company	Progressive Agency Holdings, Inc.	100.000	NO.....	The Progressive Corporation	Progressive Insurance Group	100.000	NO.....
Progressive American Insurance Company	Progressive Agency Holdings, Inc.	100.000	NO.....	The Progressive Corporation	Progressive Insurance Group	100.000	NO.....
Progressive Specialty Insurance Company	Progressive Casualty Insurance Company	100.000	NO.....	The Progressive Corporation	Progressive Insurance Group	100.000	NO.....
Progressive Southeastern Insurance Company	Progressive Agency Holdings, Inc.	100.000	NO.....	The Progressive Corporation	Progressive Insurance Group	100.000	NO.....
Progressive Northern Insurance Company	Progressive Agency Holdings, Inc.	100.000	NO.....	The Progressive Corporation	Progressive Insurance Group	100.000	NO.....
Progressive Preferred Insurance Company	Progressive Agency Holdings, Inc.	100.000	NO.....	The Progressive Corporation	Progressive Insurance Group	100.000	NO.....
Progressive Gulf Insurance Company	Progressive Casualty Insurance Company	100.000	NO.....	The Progressive Corporation	Progressive Insurance Group	100.000	NO.....
Progressive Northwestern Insurance Company	Progressive Agency Holdings, Inc.	100.000	NO.....	The Progressive Corporation	Progressive Insurance Group	100.000	NO.....
Progressive Classic Insurance Company	Progressive Agency Holdings, Inc.	100.000	NO.....	The Progressive Corporation	Progressive Insurance Group	100.000	NO.....
Progressive Bayside Insurance Company	Progressive Agency Holdings, Inc.	100.000	NO.....	The Progressive Corporation	Progressive Insurance Group	100.000	NO.....
Progressive Mountain Insurance Company	Progressive Agency Holdings, Inc.	100.000	NO.....	The Progressive Corporation	Progressive Insurance Group	100.000	NO.....
Progressive Michigan Insurance Company	Progressive Agency Holdings, Inc.	100.000	NO.....	The Progressive Corporation	Progressive Insurance Group	100.000	NO.....
Progressive County Mutual Insurance Company	NO.....	The Progressive Corporation	Progressive Insurance Group	100.000	NO.....
Drive Insurance Company	The Progressive Corporation	100.000	NO.....	The Progressive Corporation	Progressive Insurance Group	100.000	NO.....
Progressive Security Insurance Company	Progressive Agency Holdings, Inc.	100.000	NO.....	The Progressive Corporation	Progressive Insurance Group	100.000	NO.....
Drive New Jersey Insurance Company	Progressive Agency Holdings, Inc.	100.000	NO.....	The Progressive Corporation	Progressive Insurance Group	100.000	NO.....
Progressive Hawaii Insurance Corp.	Progressive Agency Holdings, Inc.	100.000	NO.....	The Progressive Corporation	Progressive Insurance Group	100.000	NO.....
Progressive Freedom Insurance Company	Progressive Agency Holdings, Inc.	100.000	NO.....	The Progressive Corporation	Progressive Insurance Group	100.000	NO.....
Progressive Commercial Casualty Company	Progressive Agency Holdings, Inc.	100.000	NO.....	The Progressive Corporation	Progressive Insurance Group	100.000	NO.....
Progressive Direct Insurance Company	Progressive Direct Holdings, Inc.	100.000	NO.....	The Progressive Corporation	Progressive Insurance Group	100.000	NO.....
Progressive Max Insurance Company	Progressive Direct Holdings, Inc.	100.000	NO.....	The Progressive Corporation	Progressive Insurance Group	100.000	NO.....
Progressive Paloverde Insurance Company	Progressive Direct Holdings, Inc.	100.000	NO.....	The Progressive Corporation	Progressive Insurance Group	100.000	NO.....
Progressive Premier Insurance Company of Illinois ..	Progressive Direct Holdings, Inc.	100.000	NO.....	The Progressive Corporation	Progressive Insurance Group	100.000	NO.....
Progressive Universal Insurance Company	Progressive Direct Holdings, Inc.	100.000	NO.....	The Progressive Corporation	Progressive Insurance Group	100.000	NO.....
Progressive Marathon Insurance Company	Progressive Direct Holdings, Inc.	100.000	NO.....	The Progressive Corporation	Progressive Insurance Group	100.000	NO.....
Progressive Select Insurance Company	Progressive Direct Holdings, Inc.	100.000	NO.....	The Progressive Corporation	Progressive Insurance Group	100.000	NO.....
Progressive Choice Insurance Company	Progressive Direct Holdings, Inc.	100.000	NO.....	The Progressive Corporation	Progressive Insurance Group	100.000	NO.....
Progressive Advanced Insurance Company	Progressive Direct Holdings, Inc.	100.000	NO.....	The Progressive Corporation	Progressive Insurance Group	100.000	NO.....
Progressive Garden State Insurance Company	Progressive Direct Holdings, Inc.	100.000	NO.....	The Progressive Corporation	Progressive Insurance Group	100.000	NO.....
Mountain Laurel Assurance Company	Progressive Direct Holdings, Inc.	100.000	NO.....	The Progressive Corporation	Progressive Insurance Group	100.000	NO.....
United Financial Casualty Company	Progressive Commercial Holdings, Inc.	100.000	NO.....	The Progressive Corporation	Progressive Insurance Group	100.000	NO.....
National Continental Insurance Company	Progressive Commercial Holdings, Inc.	100.000	NO.....	The Progressive Corporation	Progressive Insurance Group	100.000	NO.....
Artisan and Truckers Casualty Company	Progressive Commercial Holdings, Inc.	100.000	NO.....	The Progressive Corporation	Progressive Insurance Group	100.000	NO.....
Progressive Express Insurance Company	Progressive Commercial Holdings, Inc.	100.000	NO.....	The Progressive Corporation	Progressive Insurance Group	100.000	NO.....
Blue Hill Specialty Insurance Company Inc.	Progressive Commercial Holdings, Inc.	100.000	NO.....	The Progressive Corporation	Progressive Insurance Group	100.000	NO.....
American Strategic Insurance Corp	ARX Holding Corp.	100.000	NO.....	The Progressive Corporation	Progressive Insurance Group	100.000	NO.....
ASI Lloyds	NO.....	The Progressive Corporation	Progressive Insurance Group	100.000	NO.....
Progressive Property Insurance Company	ARX Holding Corp.	100.000	NO.....	The Progressive Corporation	Progressive Insurance Group	100.000	NO.....
ASI Assurance Corp	ARX Holding Corp.	100.000	NO.....	The Progressive Corporation	Progressive Insurance Group	100.000	NO.....
ASI Home Insurance Corp	ARX Holding Corp.	100.000	NO.....	The Progressive Corporation	Progressive Insurance Group	100.000	NO.....
ASI Preferred Insurance Corp	ARX Holding Corp.	100.000	NO.....	The Progressive Corporation	Progressive Insurance Group	100.000	NO.....
ASI Select Insurance Corp	ARX Holding Corp.	100.000	NO.....	The Progressive Corporation	Progressive Insurance Group	100.000	NO.....
Protective Insurance Company	Protective Insurance Corporation	100.000	NO.....	The Progressive Corporation	Progressive Insurance Group	100.000	NO.....
.....	Progressive Commercial Holdings, Inc.	100.000	NO.....	The Progressive Corporation	Progressive Insurance Group	100.000	NO.....
Sagamore Insurance Company	Protective Insurance Company	100.000	NO.....	The Progressive Corporation	Progressive Insurance Group	100.000	NO.....

SCHEDULE Y

PART 3 - ULTIMATE CONTROLLING PARTY AND LISTING OF OTHER U.S. INSURANCE GROUPS OR ENTITIES UNDER THAT ULTIMATE CONTROLLING PARTY'S CONTROL

1	2	3	4	5	6	7	8
Insurers in Holding Company	Owners with Greater Than 10% Ownership	Ownership Percentage Column 2 of Column 1	Granted Disclaimer of Control\ Affiliation of Column 2 Over Column 1 (Yes/No)	Ultimate Controlling Party	U.S. Insurance Groups or Entities Controlled by Column 5	Ownership Percentage (Column 5 of Column 6)	Granted Disclaimer of Control\ Affiliation of Column 5 Over Column 6 (Yes/No)
Protective Specialty Insurance Company	Protective Insurance Company 100.000 NO.....	The Progressive Corporation	Progressive Insurance Group 100.000 NO.....
Progressive Life Insurance Company	The Progressive Corporation 100.000 NO.....	The Progressive Corporation	Progressive Insurance Group 100.000 NO.....

ANNUAL STATEMENT FOR THE YEAR 2024 OF THE PROGRESSIVE ADVANCED INSURANCE COMPANY

SUPPLEMENTAL EXHIBITS AND SCHEDULES INTERROGATORIES

REQUIRED FILINGS

The following supplemental reports are required to be filed as part of your statement filing unless specifically waived by the domiciliary state. However, in the event that your domiciliary state waives the filing requirement, your response of **WAIVED** to the specific interrogatory will be accepted in lieu of filing a “NONE” report and a bar code will be printed below. If the supplement is required of your company but is not being filed for whatever reason enter **SEE EXPLANATION** and provide an explanation following the interrogatory questions.

		Responses
MARCH FILING		
1.	Will an actuarial opinion be filed by March 1?	YES
2.	Will the Supplemental Compensation Exhibit be filed with the state of domicile by March 1?	YES
3.	Will the confidential Risk-based Capital Report be filed with the NAIC by March 1?.....	YES
4.	Will the confidential Risk-based Capital Report be filed with the state of domicile, if required by March 1?.....	YES
APRIL FILING		
5.	Will the Insurance Expense Exhibit be filed with the state of domicile and the NAIC by April 1?	YES
6.	Will Management’s Discussion and Analysis be filed by April 1?	YES
7.	Will the Supplemental Investment Risk Interrogatories be filed by April 1?	YES
MAY FILING		
8.	Will this company be included in a combined annual statement which is filed with the NAIC by May 1?	YES
JUNE FILING		
9.	Will an audited financial report be filed by June 1?	YES
10.	Will Accountant's Letter of Qualifications be filed with the state of domicile and electronically with the NAIC by June 1?	YES


















SUPPLEMENTAL FILINGS

The following supplemental reports are required to be filed as part of your annual statement filing **if your company is engaged in the type of business covered by the supplement. However, in the event that your company does not transact the type of business for which the special report must be filed, your response of NO to the specific interrogatory will be accepted in lieu of filing a “NONE” report and a bar code will be printed below.** If the supplement is required of your company but is not being filed for whatever reason enter **SEE EXPLANATION** and provide an explanation following the interrogatory questions.

MARCH FILING		
11.	Will Schedule SIS (Stockholder Information Supplement) be filed with the state of domicile by March 1?	NO
12.	Will the Financial Guaranty Insurance Exhibit be filed by March 1?.....	NO
13.	Will the Medicare Supplement Insurance Experience Exhibit be filed with the state of domicile and the NAIC by March 1?.....	NO
14.	Will Supplement A to Schedule T (Medical Professional Liability Supplement) be filed by March 1?	NO
15.	Will the Trusteed Surplus Statement be filed with the state of domicile and the NAIC by March 1?	NO
16.	Will the Premiums Attributed to Protected Cells Exhibit be filed by March 1?	NO
17.	Will the Reinsurance Summary Supplemental Filing for General Interrogatory 9 be filed with the state of domicile and the NAIC by March 1? ...	NO
18.	Will the Medicare Part D Coverage Supplement be filed with the state of domicile and the NAIC by March 1?.....	NO
19.	Will the confidential Actuarial Opinion Summary be filed with the state of domicile, if required, by March 15 (or the date otherwise specified)?..	YES
20.	Will the Reinsurance Attestation Supplement be filed with the state of domicile and the NAIC by March 1?	YES
21.	Will the Exceptions to the Reinsurance Attestation Supplement be filed with the state of domicile by March 1?	NO
22.	Will the Bail Bond Supplement be filed with the state of domicile and the NAIC by March 1?	NO
23.	Will the Director and Officer Insurance Coverage Supplement be filed with the state of domicile and the NAIC by March 1?	NO
24.	Will an approval from the reporting entity’s state of domicile for relief related to the five-year rotation requirement for lead audit partner be filed electronically with the NAIC by March 1?	NO
25.	Will an approval from the reporting entity’s state of domicile for relief related to the one-year cooling off period for independent CPA be filed electronically with the NAIC by March 1?	NO
26.	Will an approval from the reporting entity’s state of domicile for relief related to the Requirements for Audit Committees be filed electronically with the NAIC by March 1?.....	NO
27.	Will the Supplemental Schedule for Reinsurance Counterparty Reporting Exception - Asbestos and Pollution Contracts be filed with the state of domicile and the NAIC by March 1?.....	NO
28.	Will the Exhibit of Other Liabilities by Lines of Business be filed with the state of domicile and the NAIC by March 1?.....	YES
29.	Will the Market Conduct Annual Statement (MCAS) Premium Exhibit for Year be filed with appropriate jurisdictions and with the NAIC by March 1?.....	YES
APRIL FILING		
30.	Will the Credit Insurance Experience Exhibit be filed with the state of domicile and the NAIC by April 1?	NO
31.	Will the Long-term Care Experience Reporting Forms be filed with the state of domicile and the NAIC by April 1?	NO
32.	Will the Accident and Health Policy Experience Exhibit be filed by April 1?	NO
33.	Will the Supplemental Health Care Exhibit (Parts 1 and 2) be filed with the state of domicile and the NAIC by April 1?	NO
34.	Will the Cybersecurity Insurance Coverage Supplement be filed with the state of domicile and the NAIC by April 1?	NO
35.	Will the Life, Health & Annuity Guaranty Association Assessable Premium Exhibit - Parts 1 and 2 be filed with the state of domicile and the NAIC by April 1?	NO
36.	Will the Private Flood Insurance Supplement be filed with the state of domicile and the NAIC by April 1?	NO
37.	Will the Mortgage Guaranty Insurance Exhibit be filed with the state of domicile and the NAIC by April 1?	NO
AUGUST FILING		
38.	Will Management’s Report of Internal Control Over Financial Reporting be filed with the state of domicile by August 1?	YES
Explanations:		
11.		
12.		
13.		
14.		
15.		
16.		
17.		
18.		
21.		
22.		
23.		
24.		
25.		
26.		
27.		
30.		
31.		
32.		
33.		
34.		
35.		
36.		
37.		

Bar Codes:

11.	SIS Stockholder Information Supplement [Document Identifier 420]	
12.	Financial Guaranty Insurance Exhibit [Document Identifier 240]	
13.	Medicare Supplement Insurance Experience Exhibit [Document Identifier 360]	
14.	Supplement A to Schedule T [Document Identifier 455]	
15.	Trusteed Surplus Statement [Document Identifier 490]	
16.	Premiums Attributed to Protected Cells Exhibit [Document Identifier 385]	

ANNUAL STATEMENT FOR THE YEAR 2024 OF THE PROGRESSIVE ADVANCED INSURANCE COMPANY	
SUPPLEMENTAL EXHIBITS AND SCHEDULES INTERROGATORIES	
17. Reinsurance Summary Supplemental Filing [Document Identifier 401]	
18. Medicare Part D Coverage Supplement [Document Identifier 365]	
21. Exceptions to the Reinsurance Attestation Supplement [Document Identifier 400]	
22. Bail Bond Supplement [Document Identifier 500]	
23. Director and Officer Insurance Coverage Supplement [Document Identifier 505]	
24. Relief from the five-year rotation requirement for lead audit partner [Document Identifier 224]	
25. Relief from the one-year cooling off period for independent CPA [Document Identifier 225]	
26. Relief from the Requirements for Audit Committees [Document Identifier 226]	
27. Reinsurance Counterparty Reporting Exception – Asbestos and Pollution Contracts [Document Identifier 555]	
30. Credit Insurance Experience Exhibit [Document Identifier 230]	
31. Long-Term Care Experience Reporting Forms [Document Identifier 306]	
32. Accident and Health Policy Experience Exhibit [Document Identifier 210]	
33. Supplemental Health Care Exhibit (Parts 1 and 2) [Document Identifier 216]	
34. Cybersecurity and Identity Theft Insurance Coverage Supplement [Document Identifier 550]	
35. Life, Health & Annuity Guaranty Association Assessable Premium Exhibit - Parts 1 and 2 [Document Identifier 290]	
36. Private Flood Insurance Supplement [Document Identifier 560]	
37. Will the Mortgage Guaranty Insurance Exhibit [Document Identifier 565]	

NONE



SUPPLEMENT FOR THE YEAR 2024 OF THE PROGRESSIVE ADVANCED INSURANCE COMPANY

EXHIBIT OF OTHER LIABILITIES BY LINES OF BUSINESS

AS REPORTED ON LINE 17 OF THE EXHIBIT OF PREMIUMS AND LOSSES

(To Be Filed by March 1)

NAIC Group Code 0155

NAIC Company Code 11851

	Direct Business Only			
	Prior Year	Current Year		
	1 Written Premium	2 Written Premium	3 Losses Paid (deducting salvage)	4 Losses Unpaid (Case Base)
1. Completed operations				
2. Errors & omissions (E&O)				
3. Directors & officers (D&O)				
4. Environmental liability	131,365	181,633	16,700	
5. Excess workers' compensation				
6. Commercial excess & umbrella				
7. Personal umbrella	158,079	129,993		
8. Employment liability				
9. Aggregate write-ins for facilities & premises (CGL)	5,916,161	6,591,591	2,211,726	2,182,519
10. Internet & cyber liability				
11. Aggregate write-ins for other	1,659,221	1,767,334	182,500	55,254
12. Total ASL 17 - other liability (sum of lines 1 through 11)	7,864,827	8,670,551	2,410,926	2,237,773
DETAILS OF WRITE-INS				
0901. Comprehensive Personal Liability				
0902. Premises and Operations Liability	973,280	1,054,537	48,630	53,196
0903. Commercial General Liability	4,942,881	5,537,054	2,163,096	2,129,323
0998. Summary of remaining write-ins for Line 9 from overflow page				
0999. Totals (Lines 0901 through 0903 plus 0998)(Line 9 above)	5,916,161	6,591,591	2,211,726	2,182,519
1101. Boaters	1,633,586	1,738,309	182,500	55,254
1102. Motorist	22,615	25,240		
1103. Other	3,020	3,785		
1198. Summary of remaining write-ins for Line 11 from overflow page				
1199. Totals (Lines 1101 through 1103 plus 1198)(Line 11 above)	1,659,221	1,767,334	182,500	55,254

SUPPLEMENT FOR THE YEAR 2024 OF THE PROGRESSIVE ADVANCED INSURANCE COMPANY

OVERFLOW PAGE FOR WRITE-INS

Additional Write-ins for Exhibit of Other Liabilities by Lines of Business Line 9

	Direct Business Only			
	Prior Year	Current Year		
	1	2	3	4
	Written Premium	Written Premium	Losses Paid (deducting salvage)	Losses Unpaid (Case Base)
0904.
0997. Summary of remaining write-ins for Line 9 from overflow page				

Additional Write-ins for Exhibit of Other Liabilities by Lines of Business Line11

	Direct Business Only			
	Prior Year	Current Year		
	1	2	3	4
	Written Premium	Written Premium	Losses Paid (deducting salvage)	Losses Unpaid (Case Base)
1104.
1197. Summary of remaining write-ins for Line 11 from overflow page				



SUPPLEMENT FOR THE YEAR 2024 OF THE PROGRESSIVE ADVANCED INSURANCE COMPANY

MARKET CONDUCT ANNUAL STATEMENT (MCAS) PREMIUM EXHIBIT FOR YEAR

For The Year Ended December 31, 2024
(To Be Filed by March 1)

FOR THE STATE OF: Arizona

NAIC Group Code0155

NAIC Company Code11851

MCAS LINE OF BUSINESS	MCAS Reportable Premium/Considerations (Yes/No)
1. Disability Income	
2. Health	
3. Homeowners	NO
4. Individual Annuity	
5. Individual Life	
6. Lender-Placed Home and Auto	
7. Long-Term Care	
8. Other Health	
9. Private Flood	
10. Private Passenger Auto	YES
11. Short-Term Limited Duration Health Plans	
12. Travel	



SUPPLEMENT FOR THE YEAR 2024 OF THE PROGRESSIVE ADVANCED INSURANCE COMPANY

MARKET CONDUCT ANNUAL STATEMENT (MCAS) PREMIUM EXHIBIT FOR YEAR

For The Year Ended December 31, 2024
(To Be Filed by March 1)

FOR THE STATE OF: Georgia

NAIC Group Code 0155

NAIC Company Code 11851

MCAS LINE OF BUSINESS	MCAS Reportable Premium/Considerations (Yes/No)
1. Disability Income	
2. Health	
3. Homeowners	NO
4. Individual Annuity	
5. Individual Life	
6. Lender-Placed Home and Auto	
7. Long-Term Care	
8. Other Health	
9. Private Flood	
10. Private Passenger Auto	YES
11. Short-Term Limited Duration Health Plans	
12. Travel	



SUPPLEMENT FOR THE YEAR 2024 OF THE PROGRESSIVE ADVANCED INSURANCE COMPANY

MARKET CONDUCT ANNUAL STATEMENT (MCAS) PREMIUM EXHIBIT FOR YEAR

For The Year Ended December 31, 2024
(To Be Filed by March 1)

FOR THE STATE OF: Hawaii

NAIC Group Code 0155 NAIC Company Code 11851

MCAS LINE OF BUSINESS	MCAS Reportable Premium/Considerations (Yes/No)
1. Disability Income	
2. Health	
3. Homeowners	NO
4. Individual Annuity	
5. Individual Life	
6. Lender-Placed Home and Auto	
7. Long-Term Care	
8. Other Health	
9. Private Flood	
10. Private Passenger Auto	YES
11. Short-Term Limited Duration Health Plans	
12. Travel	



SUPPLEMENT FOR THE YEAR 2024 OF THE PROGRESSIVE ADVANCED INSURANCE COMPANY

MARKET CONDUCT ANNUAL STATEMENT (MCAS) PREMIUM EXHIBIT FOR YEAR

For The Year Ended December 31, 2024
(To Be Filed by March 1)

FOR THE STATE OF: Maryland

NAIC Group Code 0155

NAIC Company Code 11851

MCAS LINE OF BUSINESS	MCAS Reportable Premium/Considerations (Yes/No)
1. Disability Income	
2. Health	
3. Homeowners	NO
4. Individual Annuity	
5. Individual Life	
6. Lender-Placed Home and Auto	
7. Long-Term Care	
8. Other Health	
9. Private Flood	
10. Private Passenger Auto	YES
11. Short-Term Limited Duration Health Plans	
12. Travel	



SUPPLEMENT FOR THE YEAR 2024 OF THE PROGRESSIVE ADVANCED INSURANCE COMPANY

MARKET CONDUCT ANNUAL STATEMENT (MCAS) PREMIUM EXHIBIT FOR YEAR

For The Year Ended December 31, 2024
(To Be Filed by March 1)

FOR THE STATE OF: Missouri

NAIC Group Code 0155

NAIC Company Code 11851

MCAS LINE OF BUSINESS	MCAS Reportable Premium/Considerations (Yes/No)
1. Disability Income	
2. Health	
3. Homeowners	NO
4. Individual Annuity	
5. Individual Life	
6. Lender-Placed Home and Auto	
7. Long-Term Care	
8. Other Health	
9. Private Flood	
10. Private Passenger Auto	YES
11. Short-Term Limited Duration Health Plans	
12. Travel	



SUPPLEMENT FOR THE YEAR 2024 OF THE PROGRESSIVE ADVANCED INSURANCE COMPANY

MARKET CONDUCT ANNUAL STATEMENT (MCAS) PREMIUM EXHIBIT FOR YEAR

For The Year Ended December 31, 2024
(To Be Filed by March 1)

FOR THE STATE OF: Pennsylvania

NAIC Group Code0155

NAIC Company Code11851

MCAS LINE OF BUSINESS	MCAS Reportable Premium/Considerations (Yes/No)
1. Disability Income	
2. Health	
3. Homeowners	NO
4. Individual Annuity	
5. Individual Life	
6. Lender-Placed Home and Auto	
7. Long-Term Care	
8. Other Health	
9. Private Flood	
10. Private Passenger Auto	YES
11. Short-Term Limited Duration Health Plans	
12. Travel	



SUPPLEMENT FOR THE YEAR 2024 OF THE PROGRESSIVE ADVANCED INSURANCE COMPANY

MARKET CONDUCT ANNUAL STATEMENT (MCAS) PREMIUM EXHIBIT FOR YEAR

For The Year Ended December 31, 2024
(To Be Filed by March 1)

FOR THE STATE OF: Utah

NAIC Group Code0155

NAIC Company Code11851

MCAS LINE OF BUSINESS	MCAS Reportable Premium/Considerations (Yes/No)
1. Disability Income	
2. Health	
3. Homeowners	NO
4. Individual Annuity	
5. Individual Life	
6. Lender-Placed Home and Auto	
7. Long-Term Care	
8. Other Health	
9. Private Flood	
10. Private Passenger Auto	YES
11. Short-Term Limited Duration Health Plans	
12. Travel	



SUPPLEMENT FOR THE YEAR 2024 OF THE PROGRESSIVE ADVANCED INSURANCE COMPANY

MARKET CONDUCT ANNUAL STATEMENT (MCAS) PREMIUM EXHIBIT FOR YEAR

For The Year Ended December 31, 2024
(To Be Filed by March 1)

FOR THE STATE OF: Virginia

NAIC Group Code0155

NAIC Company Code11851

MCAS LINE OF BUSINESS	MCAS Reportable Premium/Considerations (Yes/No)
1. Disability Income	
2. Health	
3. Homeowners	NO
4. Individual Annuity	
5. Individual Life	
6. Lender-Placed Home and Auto	
7. Long-Term Care	
8. Other Health	
9. Private Flood	
10. Private Passenger Auto	YES
11. Short-Term Limited Duration Health Plans	
12. Travel	