



PROPERTY AND CASUALTY COMPANIES - ASSOCIATION EDITION

ANNUAL STATEMENT
FOR THE YEAR ENDED DECEMBER 31, 2024
OF THE CONDITION AND AFFAIRS OF THE
NATIONWIDE INSURANCE COMPANY OF FLORIDA

NAIC Group Code	0140 (Current)	0140 (Prior)	NAIC Company Code	10948	Employer's ID Number	31-1613686
Organized under the Laws of	OHIO		State of Domicile or Port of Entry		OH	
Country of Domicile	United States of America					
Incorporated/Organized	08/18/1998		Commenced Business		08/18/1998	
Statutory Home Office	ONE WEST NATIONWIDE BLVD. (Street and Number)		COLUMBUS, OH, US 43215-2220 (City or Town, State, Country and Zip Code)			
Main Administrative Office	ONE WEST NATIONWIDE BLVD. (Street and Number)					
	COLUMBUS, OH, US 43215-2220 (City or Town, State, Country and Zip Code)		614-249-1545 (Area Code) (Telephone Number)			
Mail Address	ONE WEST NATIONWIDE BLVD., 1-14-301 (Street and Number or P.O. Box)		COLUMBUS, OH, US 43215-2220 (City or Town, State, Country and Zip Code)			
Primary Location of Books and Records	ONE WEST NATIONWIDE BLVD., 1-14-301 (Street and Number)					
	COLUMBUS, OH, US 43215-2220 (City or Town, State, Country and Zip Code)		614-249-1545 (Area Code) (Telephone Number)			
Internet Website Address	WWW.NATIONWIDE.COM					
Statutory Statement Contact	ANDREA D. IACOBONI (Name)		614-249-1545 (Area Code) (Telephone Number)			
	FINRPT@NATIONWIDE.COM (E-mail Address)		866-315-1430 (FAX Number)			

OFFICERS

PRESIDENT & COO	MARK ALLEN BERVEN	VP & TREASURER	PETER JUSTIN ROTHERMEL
SVP & SECRETARY	DENISE LYNN SKINGLE		

OTHER

VINITA JANE CLEMENTS, EVP-CHIEF HRO	KEVIN PAUL SCHEIDERER #, VP-CHIEF TAX OFFC
-------------------------------------	--

DIRECTORS OR TRUSTEES


CHARLES ANTHONY BEAL	MARK ALLEN BERVEN	OSCAR GUERRERO
CASEY ELLEN KEMPTON #	GEORGE MIDDLETON WILLIAMS III	

State of OHIO
County of FRANKLIN SS

The officers of this reporting entity being duly sworn, each depose and say that they are the described officers of said reporting entity, and that on the reporting period stated above, all of the herein described assets were the absolute property of the said reporting entity, free and clear from any liens or claims thereon, except as herein stated, and that this statement, together with related exhibits, schedules and explanations therein contained, annexed or referred to, is a full and true statement of all the assets and liabilities and of the condition and affairs of the said reporting entity as of the reporting period stated above, and of its income and deductions therefrom for the period ended, and have been completed in accordance with the NAIC Annual Statement Instructions and Accounting Practices and Procedures manual except to the extent that: (1) state law may differ; or, (2) that state rules or regulations require differences in reporting not related to accounting practices and procedures, according to the best of their information, knowledge and belief, respectively. Furthermore, the scope of this attestation by the described officers also includes the related corresponding electronic filing with the NAIC, when required, that is an exact copy (except for formatting differences due to electronic filing) of the enclosed statement. The electronic filing may be requested by various regulators in lieu of or in addition to the enclosed statement.

		
MARK ALLEN BERVEN PRESIDENT & COO	DENISE LYNN SKINGLE SVP & SECRETARY	PETER JUSTIN ROTHERMEL VP & TREASURER

Subscribed and sworn to before me this 15 day of FEBRUARY 2025



- a. Is this an original filing? Yes [X] No []
- b. If no,
1. State the amendment number.....
 2. Date filed
 3. Number of pages attached.....



Ryan James Lamb
Notary Public, State of Ohio
Commission #: 2024-RE-883431
My Commission Expires 10-30-29



ANNUAL STATEMENT FOR THE YEAR 2024 OF THE NATIONWIDE INSURANCE COMPANY OF FLORIDA

EXHIBIT OF PREMIUMS AND LOSSES (Statutory Page 14)

NAIC Group Code 0140

BUSINESS IN THE STATE OF Alabama

DURING THE YEAR 2024

NAIC Company Code 10948

Line of Business	Gross Premiums, Including Policy and Membership Fees, Less Return Premiums and Premiums on Policies not Taken		3 Dividends Paid or Credited to Policyholders on Direct Business	4 Direct Unearned Premium Reserves	5 Direct Losses Paid (deducting salvage)	6 Direct Losses Incurred	7 Direct Losses Unpaid	8 Direct Defense and Cost Containment Expense Paid	9 Direct Defense and Cost Containment Expense Incurred	10 Direct Defense and Cost Containment Expense Unpaid	11 Commissions and Brokerage Expenses	12 Taxes, Licenses and Fees
	1 Direct Premiums Written	2 Direct Premiums Earned										
1. Fire												
2.1 Allied Lines												
2.2 Multiple Peril Crop												
2.3 Federal Flood												
2.4. Private Crop												
2.5 Private Flood												
3. Farmowners Multiple Peril												
4. Homeowners Multiple Peril												
5.1 Commercial Multiple Peril (Non-Liability Portion)	273,463	360,635		111,159	125,551	349,585	252,820	1,701	573	9,364	47,032	18,156
5.2 Commercial Multiple Peril (Liability Portion)	91,953	112,011		45,492		174,536	260,532		3,763	35,925	15,625	5,921
6. Mortgage Guaranty												
8. Ocean Marine												
9.1 Inland Marine												
9.2 Pet Insurance Plans												
10. Financial Guaranty												
11.1 Medical Professional Liability - Occurrence												
11.2 Medical Professional Liability - Claims-Made												
12. Earthquake												
13.1 Comprehensive (hospital and medical) ind (b)												
13.2 Comprehensive (hospital and medical) group (b)												
14. Credit A&H (Group and Individual)												
15.1 Vision Only (b).....												
15.2 Dental Only (b)												
15.3 Disability Income (b)												
15.4 Medicare Supplement (b)												
15.5 Medicaid Title XIX (b)												
15.6 Medicare Title XVIII (b).....												
15.7 Long-Term Care (b)												
15.8 Federal Employees Health Benefits Plan (b)												
15.9 Other Health (b)												
16. Workers' Compensation												
17.1 Other Liability - Occurrence												
17.2 Other Liability - Claims-Made												
17.3 Excess Workers' Compensation												
18.1 Products Liability - Occurrence												
18.2 Products Liability - Claims-Made												
19.1 Private Passenger Auto No-Fault (Personal Injury Protection)												
19.2 Other Private Passenger Auto Liability												
19.3 Commercial Auto No-Fault (Personal Injury Protection)												
19.4 Other Commercial Auto Liability	351,854	409,992		162,997	1,050,416	(39,905)	159,602	7,516	14,395	22,080	29,155	19,399
21.1 Private Passenger Auto Physical Damage												
21.2 Commercial Auto Physical Damage	105,279	148,632		54,649	100,510	100,160	2,759		(309)	455	1,821	10,880
22. Aircraft (all perils)												
23. Fidelity												
24. Surety												
26. Burglary and Theft												
27. Boiler and Machinery	9,227	12,750		3,800		432	1,612		3	164	1,646	624
28. Credit												
29. International												
30. Warranty												
31. Reins nonproportional assumed property	XXX	XXX	XXX	XXX	XXX	XXX	XXX	XXX	XXX	XXX	XXX	XXX
32. Reins nonproportional assumed liability	XXX	XXX	XXX	XXX	XXX	XXX	XXX	XXX	XXX	XXX	XXX	XXX
33. Reins nonproportional assumed financial lines	XXX	XXX	XXX	XXX	XXX	XXX	XXX	XXX	XXX	XXX	XXX	XXX
34. Aggregate Write-Ins for Other Lines of Business												
35. Total (a)	831,776	1,044,021		378,096	1,276,477	584,808	677,325	9,216	18,426	67,989	95,279	54,450
DETAILS OF WRITE-INS												
3401.												
3402.												
3403.												
3498. Summary of remaining write-ins for Line 34 from overflow page												
3499. Totals (Lines 3401 through 3403 plus 3498)(Line 34 above)												

(a) Finance and service charges not included in Lines 1 to 35 \$ 4,265
(b) For health business on indicated lines report: Number of persons insured under PPO managed care products and number of persons insured under indemnity only products

19.AR



ANNUAL STATEMENT FOR THE YEAR 2024 OF THE NATIONWIDE INSURANCE COMPANY OF FLORIDA

EXHIBIT OF PREMIUMS AND LOSSES (Statutory Page 14)

NAIC Group Code 0140 BUSINESS IN THE STATE OF Arkansas DURING THE YEAR 2024 NAIC Company Code 10948

Line of Business		Gross Premiums, Including Policy and Membership Fees, Less Return Premiums and Premiums on Policies not Taken		3	4	5	6	7	8	9	10	11	12
		1	2										
		Direct Premiums Written	Direct Premiums Earned	Dividends Paid or Credited to Policyholders on Direct Business	Direct Unearned Premium Reserves	Direct Losses Paid (deducting salvage)	Direct Losses Incurred	Direct Losses Unpaid	Direct Defense and Cost Containment Expense Paid	Direct Defense and Cost Containment Expense Incurred	Direct Defense and Cost Containment Expense Unpaid	Commissions and Brokerage Expenses	Taxes, Licenses and Fees
1.	Fire	30,494	(14,426)		7,712		3,666	4,948		117	271	3,599	(4,893)
2.1	Allied Lines	32,832	58,860		12,479	200	(24,895)	12,334		196	774	5,522	(370)
2.2	Multiple Peril Crop												
2.3	Federal Flood												
2.4	Private Crop												
2.5	Private Flood	(107)	130				(1,281)	444		51	509	(68)	(133)
3.	Farmowners Multiple Peril												
4.	Homeowners Multiple Peril												
5.1	Commercial Multiple Peril (Non-Liability Portion)	2,553,738	3,933,668		1,242,784	4,092,781	3,824,182	1,482,456	94,112	64,064	102,444	387,668	234,326
5.2	Commercial Multiple Peril (Liability Portion)	377,816	467,696		196,361	364,343	326,543	510,472	10,197	(25,276)	167,069	56,521	41,949
6.	Mortgage Guaranty												
8.	Ocean Marine												
9.1	Inland Marine												
9.2	Pet Insurance Plans												
10.	Financial Guaranty												
11.1	Medical Professional Liability - Occurrence												
11.2	Medical Professional Liability - Claims-Made												
12.	Earthquake	13,847	61,245		7,614							3,424	318
13.1	Comprehensive (hospital and medical) ind (b)												
13.2	Comprehensive (hospital and medical) group (b)												
14.	Credit A&H (Group and Individual)												
15.1	Vision Only (b).....												
15.2	Dental Only (b).....												
15.3	Disability Income (b)												
15.4	Medicare Supplement (b)												
15.5	Medicaid Title XIX (b)												
15.6	Medicare Title XVIII (b).....												
15.7	Long-Term Care (b)												
15.8	Federal Employees Health Benefits Plan (b)												
15.9	Other Health (b)												
16.	Workers' Compensation												
17.1	Other Liability - Occurrence												
17.2	Other Liability - Claims-Made												
17.3	Excess Workers' Compensation												
18.1	Products Liability - Occurrence												
18.2	Products Liability - Claims-Made												
19.1	Private Passenger Auto No-Fault (Personal Injury Protection)												
19.2	Other Private Passenger Auto Liability												
19.3	Commercial Auto No-Fault (Personal Injury Protection)	8	34		2		(11)	8		(2)	8	2	
19.4	Other Commercial Auto Liability	84,340	135,474		38,073	34,486	41,823	41,407	94	2,479	6,431	14,866	5,446
21.1	Private Passenger Auto Physical Damage												
21.2	Commercial Auto Physical Damage	40,095	58,798		17,849	61,495	61,259	1,541	234	148	148	7,013	2,286
22.	Aircraft (all perils)												
23.	Fidelity												
24.	Surety												
26.	Burglary and Theft												
27.	Boiler and Machinery	39,100	78,260		21,195		3,092	24,395		(223)	1,471	6,896	3,784
28.	Credit												
29.	International												
30.	Warranty												
31.	Reins nonproportional assumed property	XXX	XXX	XXX	XXX	XXX	XXX	XXX	XXX	XXX	XXX	XXX	XXX
32.	Reins nonproportional assumed liability	XXX	XXX	XXX	XXX	XXX	XXX	XXX	XXX	XXX	XXX	XXX	XXX
33.	Reins nonproportional assumed financial lines	XXX	XXX	XXX	XXX	XXX	XXX	XXX	XXX	XXX	XXX	XXX	XXX
34.	Aggregate Write-Ins for Other Lines of Business												
35.	Total (a)	3,172,163	4,779,739		1,544,069	4,553,305	4,234,378	2,078,005	104,635	41,553	279,124	485,444	282,714
DETAILS OF WRITE-INS													
3401.												
3402.												
3403.												
3498.	Summary of remaining write-ins for Line 34 from overflow page												
3499.	Totals (Lines 3401 through 3403 plus 3498)(Line 34 above)												

(a) Finance and service charges not included in Lines 1 to 35 \$ 11,039
(b) For health business on indicated lines report: Number of persons insured under PPO managed care products and number of persons insured under indemnity only products



ANNUAL STATEMENT FOR THE YEAR 2024 OF THE NATIONWIDE INSURANCE COMPANY OF FLORIDA

EXHIBIT OF PREMIUMS AND LOSSES (Statutory Page 14)

NAIC Group Code 0140 BUSINESS IN THE STATE OF Connecticut DURING THE YEAR 2024 NAIC Company Code 10948

Line of Business	Gross Premiums, Including Policy and Membership Fees, Less Return Premiums and Premiums on Policies not Taken		3 Dividends Paid or Credited to Policyholders on Direct Business	4 Direct Unearned Premium Reserves	5 Direct Losses Paid (deducting salvage)	6 Direct Losses Incurred	7 Direct Losses Unpaid	8 Direct Defense and Cost Containment Expense Paid	9 Direct Defense and Cost Containment Expense Incurred	10 Direct Defense and Cost Containment Expense Unpaid	11 Commissions and Brokerage Expenses	12 Taxes, Licenses and Fees
	1 Direct Premiums Written	2 Direct Premiums Earned										
1. Fire												
2.1 Allied Lines												
2.2 Multiple Peril Crop												
2.3 Federal Flood												
2.4. Private Crop												
2.5 Private Flood	955	1,031		517	36,050	35,911	116		26	86	130	21
3. Farmowners Multiple Peril												
4. Homeowners Multiple Peril												
5.1 Commercial Multiple Peril (Non-Liability Portion)	506,256	649,002		210,152	101,225	(9,394)	10,470	5,248	(936)	17,654	84,452	29,891
5.2 Commercial Multiple Peril (Liability Portion)	164,218	190,726		65,380	50,816	1,782,154	2,555,268	104,108	110,514	70,250	26,315	9,217
6. Mortgage Guaranty												
8. Ocean Marine												
9.1 Inland Marine												
9.2 Pet Insurance Plans												
10. Financial Guaranty												
11.1 Medical Professional Liability - Occurrence												
11.2 Medical Professional Liability - Claims-Made												
12. Earthquake	2,007	4,563		738							440	47
13.1 Comprehensive (hospital and medical) ind (b)												
13.2 Comprehensive (hospital and medical) group (b)												
14. Credit A&H (Group and Individual)												
15.1 Vision Only (b).....												
15.2 Dental Only (b)												
15.3 Disability Income (b)												
15.4 Medicare Supplement (b)												
15.5 Medicaid Title XIX (b)												
15.6 Medicare Title XVIII (b).....												
15.7 Long-Term Care (b)												
15.8 Federal Employees Health Benefits Plan (b)												
15.9 Other Health (b)												
16. Workers' Compensation												
17.1 Other Liability - Occurrence												
17.2 Other Liability - Claims-Made												
17.3 Excess Workers' Compensation												
18.1 Products Liability - Occurrence												
18.2 Products Liability - Claims-Made												
19.1 Private Passenger Auto No-Fault (Personal Injury Protection)												
19.2 Other Private Passenger Auto Liability												
19.3 Commercial Auto No-Fault (Personal Injury Protection)												
19.4 Other Commercial Auto Liability	103,897	91,120		33,987	4,837	14,515	26,195		1,744	3,710	12,879	2,577
21.1 Private Passenger Auto Physical Damage												
21.2 Commercial Auto Physical Damage	24,451	22,228		7,428	7,800	8,046	363	107	92	59	2,852	480
22. Aircraft (all perils)												
23. Fidelity												
24. Surety												
26. Burglary and Theft												
27. Boiler and Machinery	11,902	16,313		4,934		(1,057)	636		(70)	298	2,180	554
28. Credit												
29. International												
30. Warranty												
31. Reins nonproportional assumed property	XXX	XXX	XXX	XXX	XXX	XXX	XXX	XXX	XXX	XXX	XXX	XXX
32. Reins nonproportional assumed liability	XXX	XXX	XXX	XXX	XXX	XXX	XXX	XXX	XXX	XXX	XXX	XXX
33. Reins nonproportional assumed financial lines	XXX	XXX	XXX	XXX	XXX	XXX	XXX	XXX	XXX	XXX	XXX	XXX
34. Aggregate Write-Ins for Other Lines of Business												
35. Total (a)	813,686	974,983		323,137	200,727	1,830,174	2,593,048	109,463	111,368	92,058	129,247	42,788
DETAILS OF WRITE-INS												
3401.												
3402.												
3403.												
3498. Summary of remaining write-ins for Line 34 from overflow page												
3499. Totals (Lines 3401 through 3403 plus 3498)(Line 34 above)												

(a) Finance and service charges not included in Lines 1 to 35 \$ 5,013
(b) For health business on indicated lines report: Number of persons insured under PPO managed care products and number of persons insured under indemnity only products



ANNUAL STATEMENT FOR THE YEAR 2024 OF THE NATIONWIDE INSURANCE COMPANY OF FLORIDA

EXHIBIT OF PREMIUMS AND LOSSES (Statutory Page 14)

NAIC Group Code 0140 BUSINESS IN THE STATE OF Delaware DURING THE YEAR 2024 NAIC Company Code 10948

Line of Business		Gross Premiums, Including Policy and Membership Fees, Less Return Premiums and Premiums on Policies not Taken		3	4	5	6	7	8	9	10	11	12
		1	2										
		Direct Premiums Written	Direct Premiums Earned	Dividends Paid or Credited to Policyholders on Direct Business	Direct Unearned Premium Reserves	Direct Losses Paid (deducting salvage)	Direct Losses Incurred	Direct Losses Unpaid	Direct Defense and Cost Containment Expense Paid	Direct Defense and Cost Containment Expense Incurred	Direct Defense and Cost Containment Expense Unpaid	Commissions and Brokerage Expenses	Taxes, Licenses and Fees
1.	Fire	6,680	5,002		1,678		121	121		20	20	785	139
2.1	Allied Lines	16,060	11,276		4,784		268	268		47	47	1,786	332
2.2	Multiple Peril Crop												
2.3	Federal Flood												
2.4	Private Crop												
2.5	Private Flood	2,557	1,811		746		125	125		25	25	307	51
3.	Farmowners Multiple Peril												
4.	Homeowners Multiple Peril												
5.1	Commercial Multiple Peril (Non-Liability Portion)	968,624	967,668		424,389	1,745,583	2,627,549	965,825	1,802	1,730	14,213	156,365	20,641
5.2	Commercial Multiple Peril (Liability Portion)	417,581	411,583		197,058	40,270	105,340	264,291	7,668	25,992	72,165	74,541	8,832
6.	Mortgage Guaranty												
8.	Ocean Marine												
9.1	Inland Marine												
9.2	Pet Insurance Plans												
10.	Financial Guaranty												
11.1	Medical Professional Liability - Occurrence												
11.2	Medical Professional Liability - Claims-Made												
12.	Earthquake	3,553	3,205		1,809							532	93
13.1	Comprehensive (hospital and medical) ind (b)												
13.2	Comprehensive (hospital and medical) group (b)												
14.	Credit A&H (Group and Individual)												
15.1	Vision Only (b).....												
15.2	Dental Only (b)												
15.3	Disability Income (b)												
15.4	Medicare Supplement (b)												
15.5	Medicaid Title XIX (b)												
15.6	Medicare Title XVIII (b).....												
15.7	Long-Term Care (b)												
15.8	Federal Employees Health Benefits Plan (b)												
15.9	Other Health (b)												
16.	Workers' Compensation												
17.1	Other Liability - Occurrence	134,309	155,512		61,711		18,264	61,995	4,315	54,243	67,714	24,633	2,772
17.2	Other Liability - Claims-Made	2,652	2,704		1,396							449	63
17.3	Excess Workers' Compensation												
18.1	Products Liability - Occurrence												
18.2	Products Liability - Claims-Made												
19.1	Private Passenger Auto No-Fault (Personal Injury Protection)												
19.2	Other Private Passenger Auto Liability												
19.3	Commercial Auto No-Fault (Personal Injury Protection)	608	648		384	(439)	242			(46)	233	77	12
19.4	Other Commercial Auto Liability	10,822	10,836		6,500	(413)	5,110	254		254	767	1,349	217
21.1	Private Passenger Auto Physical Damage												
21.2	Commercial Auto Physical Damage	2,558	2,694		1,534	(15)	29			(10)	10	309	51
22.	Aircraft (all perils)												
23.	Fidelity												
24.	Surety												
26.	Burglary and Theft												
27.	Boiler and Machinery	20,703	23,225		8,607	(494)	596			15	245	3,425	435
28.	Credit												
29.	International												
30.	Warranty												
31.	Reins nonproportional assumed property	XXX	XXX	XXX	XXX	XXX	XXX	XXX	XXX	XXX	XXX	XXX	XXX
32.	Reins nonproportional assumed liability	XXX	XXX	XXX	XXX	XXX	XXX	XXX	XXX	XXX	XXX	XXX	XXX
33.	Reins nonproportional assumed financial lines	XXX	XXX	XXX	XXX	XXX	XXX	XXX	XXX	XXX	XXX	XXX	XXX
34.	Aggregate Write-Ins for Other Lines of Business												
35.	Total (a)	1,586,707	1,596,163		710,597	1,785,853	2,750,306	1,298,602	13,784	82,272	155,440	264,559	33,638
DETAILS OF WRITE-INS													
3401.												
3402.												
3403.												
3498.	Summary of remaining write-ins for Line 34 from overflow page												
3499.	Totals (Lines 3401 through 3403 plus 3498)(Line 34 above)												

(a) Finance and service charges not included in Lines 1 to 35 \$ 7,500
(b) For health business on indicated lines report: Number of persons insured under PPO managed care products and number of persons insured under indemnity only products



ANNUAL STATEMENT FOR THE YEAR 2024 OF THE NATIONWIDE INSURANCE COMPANY OF FLORIDA

EXHIBIT OF PREMIUMS AND LOSSES (Statutory Page 14)

NAIC Group Code 0140 BUSINESS IN THE STATE OF Florida DURING THE YEAR 2024 NAIC Company Code 10948

Line of Business		Gross Premiums, Including Policy and Membership Fees, Less Return Premiums and Premiums on Policies not Taken		3 Dividends Paid or Credited to Policyholders on Direct Business	4 Direct Unearned Premium Reserves	5 Direct Losses Paid (deducting salvage)	6 Direct Losses Incurred	7 Direct Losses Unpaid	8 Direct Defense and Cost Containment Expense Paid	9 Direct Defense and Cost Containment Expense Incurred	10 Direct Defense and Cost Containment Expense Unpaid	11 Commissions and Brokerage Expenses	12 Taxes, Licenses and Fees
		1 Direct Premiums Written	2 Direct Premiums Earned										
1.	Fire	65,939	72,140		32,355	23,989	27,917	5,168		260	351	11,928	362
2.1	Allied Lines	178,930	182,444		72,767	124,067	661,645	540,081		610	786	30,857	1,761
2.2	Multiple Peril Crop												
2.3	Federal Flood												
2.4	Private Crop												
2.5	Private Flood												
3.	Farmowners Multiple Peril												
4.	Homeowners Multiple Peril					698,984	530,988	577,472	261,716	203,066	71,255		
5.1	Commercial Multiple Peril (Non-Liability Portion)	4,046,920	4,709,318		1,922,410	698,103	887,091	799,269	45,414	62,605	34,496	709,000	12,397
5.2	Commercial Multiple Peril (Liability Portion)	4,904,861	5,483,966		2,357,971	318,172	2,309,769	3,208,834	27,576	517,561	791,795	860,317	12,802
6.	Mortgage Guaranty												
8.	Ocean Marine												
9.1	Inland Marine												
9.2	Pet Insurance Plans												
10.	Financial Guaranty												
11.1	Medical Professional Liability - Occurrence												
11.2	Medical Professional Liability - Claims-Made												
12.	Earthquake	292	183		255							57	(5)
13.1	Comprehensive (hospital and medical) ind (b)												
13.2	Comprehensive (hospital and medical) group (b)												
14.	Credit A&H (Group and Individual)												
15.1	Vision Only (b).....												
15.2	Dental Only (b)												
15.3	Disability Income (b)												
15.4	Medicare Supplement (b)												
15.5	Medicaid Title XIX (b)												
15.6	Medicare Title XVIII (b).....												
15.7	Long-Term Care (b)												
15.8	Federal Employees Health Benefits Plan (b)												
15.9	Other Health (b)												
16.	Workers' Compensation												
17.1	Other Liability - Occurrence	1,180,106	1,216,582		563,282	1,155,580	2,116,677	1,434,042	77,832	289,939	333,654	197,979	13,352
17.2	Other Liability - Claims-Made	99,561	107,198		46,944							17,084	228
17.3	Excess Workers' Compensation												
18.1	Products Liability - Occurrence												
18.2	Products Liability - Claims-Made												
19.1	Private Passenger Auto No-Fault (Personal Injury Protection)												
19.2	Other Private Passenger Auto Liability												22
19.3	Commercial Auto No-Fault (Personal Injury Protection)	2,314	2,693		1,091	(161)	966	196		196	643	282	4
19.4	Other Commercial Auto Liability	169,202	192,269		80,000	16,021	122,971	159,201	98	8,902	12,184	22,166	540
21.1	Private Passenger Auto Physical Damage												
21.2	Commercial Auto Physical Damage	27,101	28,999		12,442	71,786	72,417	1,047	100	94	66	3,157	145
22.	Aircraft (all perils)												
23.	Fidelity												
24.	Surety												
26.	Burglary and Theft	6,392	7,258		454	223	338	31		31	34	1,144	124
27.	Boiler and Machinery	189,449	223,005		84,312	30,508	41,004	16,694	325	1,005	1,120	33,566	378
28.	Credit												
29.	International												
30.	Warranty												
31.	Reins nonproportional assumed property	XXX	XXX	XXX	XXX	XXX	XXX	XXX	XXX	XXX	XXX	XXX	XXX
32.	Reins nonproportional assumed liability	XXX	XXX	XXX	XXX	XXX	XXX	XXX	XXX	XXX	XXX	XXX	XXX
33.	Reins nonproportional assumed financial lines	XXX	XXX	XXX	XXX	XXX	XXX	XXX	XXX	XXX	XXX	XXX	XXX
34.	Aggregate Write-Ins for Other Lines of Business												
35.	Total (a)	10,871,067	12,226,054		5,174,284	3,137,209	6,770,543	6,743,111	413,061	1,084,270	1,246,384	1,887,536	42,109
DETAILS OF WRITE-INS													
3401.												
3402.												
3403.												
3498.	Summary of remaining write-ins for Line 34 from overflow page												
3499.	Totals (Lines 3401 through 3403 plus 3498)(Line 34 above)												

(a) Finance and service charges not included in Lines 1 to 35 \$ 15,778
(b) For health business on indicated lines report: Number of persons insured under PPO managed care products and number of persons insured under indemnity only products



ANNUAL STATEMENT FOR THE YEAR 2024 OF THE NATIONWIDE INSURANCE COMPANY OF FLORIDA

EXHIBIT OF PREMIUMS AND LOSSES (Statutory Page 14)

NAIC Group Code 0140 BUSINESS IN THE STATE OF Georgia DURING THE YEAR 2024 NAIC Company Code 10948

Line of Business		Gross Premiums, Including Policy and Membership Fees, Less Return Premiums and Premiums on Policies not Taken		3	4	5	6	7	8	9	10	11	12
		1	2										
		Direct Premiums Written	Direct Premiums Earned	Dividends Paid or Credited to Policyholders on Direct Business	Direct Unearned Premium Reserves	Direct Losses Paid (deducting salvage)	Direct Losses Incurred	Direct Losses Unpaid	Direct Defense and Cost Containment Expense Paid	Direct Defense and Cost Containment Expense Incurred	Direct Defense and Cost Containment Expense Unpaid	Commissions and Brokerage Expenses	Taxes, Licenses and Fees
1.	Fire	14,717	20,085		8,702		5,311	5,861		75	98	2,506	1,024
2.1	Allied Lines	25,748	35,089		10,977		29,319	30,265		132	171	4,309	932
2.2	Multiple Peril Crop												
2.3	Federal Flood												
2.4	Private Crop												
2.5	Private Flood	1,756	1,912		742		54	105		28	38	272	29
3.	Farmowners Multiple Peril												
4.	Homeowners Multiple Peril												
5.1	Commercial Multiple Peril (Non-Liability Portion)	4,803,966	5,659,092		2,633,796	2,816,119	3,877,329	1,493,646	36,024	64,029	56,509	709,399	301,885
5.2	Commercial Multiple Peril (Liability Portion)	1,935,873	2,294,257		1,008,557	110,232	1,584,304	1,825,939	56,677	245,963	282,478	310,373	117,622
6.	Mortgage Guaranty												
8.	Ocean Marine												
9.1	Inland Marine												
9.2	Pet Insurance Plans												
10.	Financial Guaranty												
11.1	Medical Professional Liability - Occurrence												
11.2	Medical Professional Liability - Claims-Made												
12.	Earthquake	3,126	5,736		2,153							452	215
13.1	Comprehensive (hospital and medical) ind (b)												
13.2	Comprehensive (hospital and medical) group (b)												
14.	Credit A&H (Group and Individual)												
15.1	Vision Only (b).....												
15.2	Dental Only (b)												
15.3	Disability Income (b)												
15.4	Medicare Supplement (b)												
15.5	Medicaid Title XIX (b)												
15.6	Medicare Title XVIII (b).....												
15.7	Long-Term Care (b)												
15.8	Federal Employees Health Benefits Plan (b)												
15.9	Other Health (b)												
16.	Workers' Compensation												
17.1	Other Liability - Occurrence	104,833	115,090		42,962	16,232	256,533	255,540	4,347	20,512	21,455	17,493	3,065
17.2	Other Liability - Claims-Made	18,786	20,164		12,178							3,093	1,313
17.3	Excess Workers' Compensation												
18.1	Products Liability - Occurrence												
18.2	Products Liability - Claims-Made												
19.1	Private Passenger Auto No-Fault (Personal Injury Protection)												
19.2	Other Private Passenger Auto Liability												
19.3	Commercial Auto No-Fault (Personal Injury Protection)												
19.4	Other Commercial Auto Liability	428,231	475,735		191,201	919,142	1,009,039	161,791	1,929	14,793	17,955	68,703	29,326
21.1	Private Passenger Auto Physical Damage												
21.2	Commercial Auto Physical Damage	82,017	90,707		39,686	28,688	34,515	8,501	215	252	118	12,769	7,513
22.	Aircraft (all perils)												
23.	Fidelity												
24.	Surety												
26.	Burglary and Theft	324	311		14		26	26		1	1	55	(4)
27.	Boiler and Machinery	129,215	165,222		67,306	150,813	177,065	44,114		538	851	20,199	7,930
28.	Credit												
29.	International												
30.	Warranty												
31.	Reins nonproportional assumed property	XXX	XXX	XXX	XXX	XXX	XXX	XXX	XXX	XXX	XXX	XXX	XXX
32.	Reins nonproportional assumed liability	XXX	XXX	XXX	XXX	XXX	XXX	XXX	XXX	XXX	XXX	XXX	XXX
33.	Reins nonproportional assumed financial lines	XXX	XXX	XXX	XXX	XXX	XXX	XXX	XXX	XXX	XXX	XXX	XXX
34.	Aggregate Write-Ins for Other Lines of Business												
35.	Total (a)	7,548,592	8,883,398		4,018,273	4,041,226	6,973,494	3,825,788	99,193	346,324	379,673	1,149,623	470,850
DETAILS OF WRITE-INS													
3401.												
3402.												
3403.												
3498.	Summary of remaining write-ins for Line 34 from overflow page												
3499.	Totals (Lines 3401 through 3403 plus 3498)(Line 34 above)												

(a) Finance and service charges not included in Lines 1 to 35 \$ 28,985
(b) For health business on indicated lines report: Number of persons insured under PPO managed care products and number of persons insured under indemnity only products



ANNUAL STATEMENT FOR THE YEAR 2024 OF THE NATIONWIDE INSURANCE COMPANY OF FLORIDA

EXHIBIT OF PREMIUMS AND LOSSES (Statutory Page 14)

NAIC Group Code 0140 BUSINESS IN THE STATE OF Illinois DURING THE YEAR 2024 NAIC Company Code 10948

Line of Business		Gross Premiums, Including Policy and Membership Fees, Less Return Premiums and Premiums on Policies not Taken		3 Dividends Paid or Credited to Policyholders on Direct Business	4 Direct Unearned Premium Reserves	5 Direct Losses Paid (deducting salvage)	6 Direct Losses Incurred	7 Direct Losses Unpaid	8 Direct Defense and Cost Containment Expense Paid	9 Direct Defense and Cost Containment Expense Incurred	10 Direct Defense and Cost Containment Expense Unpaid	11 Commissions and Brokerage Expenses	12 Taxes, Licenses and Fees
		1 Direct Premiums Written	2 Direct Premiums Earned										
1.	Fire	29,877	19,993		10,514		1,869	3,377		60	193	5,134	716
2.1	Allied Lines	47,635	56,022		16,235		427,845	512,481	2,892	2,893	808	8,030	766
2.2	Multiple Peril Crop												
2.3	Federal Flood												
2.4	Private Crop												
2.5	Private Flood												
3.	Farmowners Multiple Peril												
4.	Homeowners Multiple Peril												
5.1	Commercial Multiple Peril (Non-Liability Portion)	1,395,106	1,877,388		639,374	3,110,067	3,216,742	1,573,603	75,916	59,367	59,087	228,054	11,089
5.2	Commercial Multiple Peril (Liability Portion)	644,168	816,376		295,338	215,318	545,438	1,879,521	94,025	61,713	353,269	100,995	6,717
6.	Mortgage Guaranty												
8.	Ocean Marine												
9.1	Inland Marine												
9.2	Pet Insurance Plans												
10.	Financial Guaranty												
11.1	Medical Professional Liability - Occurrence												
11.2	Medical Professional Liability - Claims-Made												
12.	Earthquake	7,834	9,414		3,203							1,396	(4)
13.1	Comprehensive (hospital and medical) ind (b)												
13.2	Comprehensive (hospital and medical) group (b)												
14.	Credit A&H (Group and Individual)												
15.1	Vision Only (b).....												
15.2	Dental Only (b)												
15.3	Disability Income (b)												
15.4	Medicare Supplement (b)												
15.5	Medicaid Title XIX (b)												
15.6	Medicare Title XVIII (b).....												
15.7	Long-Term Care (b)												
15.8	Federal Employees Health Benefits Plan (b)												
15.9	Other Health (b)												
16.	Workers' Compensation												
17.1	Other Liability - Occurrence												
17.2	Other Liability - Claims-Made												
17.3	Excess Workers' Compensation												
18.1	Products Liability - Occurrence												
18.2	Products Liability - Claims-Made												
19.1	Private Passenger Auto No-Fault (Personal Injury Protection)												
19.2	Other Private Passenger Auto Liability												
19.3	Commercial Auto No-Fault (Personal Injury Protection)												
19.4	Other Commercial Auto Liability	325,237	484,873		167,994	423,941	331,832	205,215	50	5,069	33,030	57,314	2,624
21.1	Private Passenger Auto Physical Damage												
21.2	Commercial Auto Physical Damage	107,217	167,701		50,937	192,710	169,745	3,532	4,636	4,394	288	18,316	1,043
22.	Aircraft (all perils)												
23.	Fidelity												
24.	Surety												
26.	Burglary and Theft		615			(71)	(7)			1	3	17	(10)
27.	Boiler and Machinery	49,567	64,141		25,846	108,105	78,907	18,233		(235)	1,341	7,906	380
28.	Credit												
29.	International												
30.	Warranty												
31.	Reins nonproportional assumed property	XXX	XXX	XXX	XXX	XXX	XXX	XXX	XXX	XXX	XXX	XXX	XXX
32.	Reins nonproportional assumed liability	XXX	XXX	XXX	XXX	XXX	XXX	XXX	XXX	XXX	XXX	XXX	XXX
33.	Reins nonproportional assumed financial lines	XXX	XXX	XXX	XXX	XXX	XXX	XXX	XXX	XXX	XXX	XXX	XXX
34.	Aggregate Write-Ins for Other Lines of Business												
35.	Total (a)	2,606,641	3,496,522		1,209,441	4,050,140	4,772,308	4,195,956	177,520	133,262	448,018	427,162	23,321
DETAILS OF WRITE-INS													
3401.												
3402.												
3403.												
3498.	Summary of remaining write-ins for Line 34 from overflow page												
3499.	Totals (Lines 3401 through 3403 plus 3498)(Line 34 above)												

(a) Finance and service charges not included in Lines 1 to 35 \$ 7,417
(b) For health business on indicated lines report: Number of persons insured under PPO managed care products and number of persons insured under indemnity only products



ANNUAL STATEMENT FOR THE YEAR 2024 OF THE NATIONWIDE INSURANCE COMPANY OF FLORIDA

EXHIBIT OF PREMIUMS AND LOSSES (Statutory Page 14)

NAIC Group Code 0140 BUSINESS IN THE STATE OF Indiana DURING THE YEAR 2024 NAIC Company Code 10948

Line of Business		Gross Premiums, Including Policy and Membership Fees, Less Return Premiums and Premiums on Policies not Taken		3 Dividends Paid or Credited to Policyholders on Direct Business	4 Direct Unearned Premium Reserves	5 Direct Losses Paid (deducting salvage)	6 Direct Losses Incurred	7 Direct Losses Unpaid	8 Direct Defense and Cost Containment Expense Paid	9 Direct Defense and Cost Containment Expense Incurred	10 Direct Defense and Cost Containment Expense Unpaid	11 Commissions and Brokerage Expenses	12 Taxes, Licenses and Fees
		1 Direct Premiums Written	2 Direct Premiums Earned										
1.	Fire669	.613		.195		(142)	.105		(8)	.26	.87	.10
2.1	Allied Lines	2,524	2,346		.636		(470)	.387		(23)	.85	.354	.39
2.2	Multiple Peril Crop												
2.3	Federal Flood												
2.4	Private Crop												
2.5	Private Flood												
3.	Farmowners Multiple Peril												
4.	Homeowners Multiple Peril												
5.1	Commercial Multiple Peril (Non-Liability Portion)	805,908	.957,241		.362,401	.438,991	462,847	.187,291	.15,468	.10,823	.22,016	.126,783	.14,580
5.2	Commercial Multiple Peril (Liability Portion)	289,009	.326,177		.125,544	.30,299	155,224	.463,636	.59,934	.49,015	.84,135	.42,645	.5,084
6.	Mortgage Guaranty												
8.	Ocean Marine												
9.1	Inland Marine												
9.2	Pet Insurance Plans												
10.	Financial Guaranty												
11.1	Medical Professional Liability - Occurrence												
11.2	Medical Professional Liability - Claims-Made												
12.	Earthquake	2,541	.5,356		.1,490							.446	.58
13.1	Comprehensive (hospital and medical) ind (b)												
13.2	Comprehensive (hospital and medical) group (b)												
14.	Credit A&H (Group and Individual)												
15.1	Vision Only (b).....												
15.2	Dental Only (b).....												
15.3	Disability Income (b)												
15.4	Medicare Supplement (b)												
15.5	Medicaid Title XIX (b)												
15.6	Medicare Title XVIII (b).....												
15.7	Long-Term Care (b)												
15.8	Federal Employees Health Benefits Plan (b)												
15.9	Other Health (b)												
16.	Workers' Compensation												
17.1	Other Liability - Occurrence												
17.2	Other Liability - Claims-Made												
17.3	Excess Workers' Compensation												
18.1	Products Liability - Occurrence												
18.2	Products Liability - Claims-Made												
19.1	Private Passenger Auto No-Fault (Personal Injury Protection)												
19.2	Other Private Passenger Auto Liability												
19.3	Commercial Auto No-Fault (Personal Injury Protection)												
19.4	Other Commercial Auto Liability	1,770	.2,937		.1,710	(737)	.1,514	.64	.382	.402	.37		
21.1	Private Passenger Auto Physical Damage												
21.2	Commercial Auto Physical Damage615	.1,563		.597		.12	(4)	.4	.174	.14		
22.	Aircraft (all perils)												
23.	Fidelity												
24.	Surety												
26.	Burglary and Theft864	.612		.252	.32	.32	.3	.3	.106	.13		
27.	Boiler and Machinery	26,351	.30,169		.12,009	.8,088	.6,079	.3,195	(34)	.440	.473		
28.	Credit												
29.	International												
30.	Warranty												
31.	Reins nonproportional assumed property	XXX	XXX	XXX	XXX	XXX	XXX	XXX	XXX	XXX	XXX	XXX	XXX
32.	Reins nonproportional assumed liability	XXX	XXX	XXX	XXX	XXX	XXX	XXX	XXX	XXX	XXX	XXX	XXX
33.	Reins nonproportional assumed financial lines	XXX	XXX	XXX	XXX	XXX	XXX	XXX	XXX	XXX	XXX	XXX	XXX
34.	Aggregate Write-Ins for Other Lines of Business												
35.	Total (a)	1,130,251	1,327,013		504,834	477,378	622,834	656,173	75,401	59,835	107,092	175,066	20,309
DETAILS OF WRITE-INS													
3401.												
3402.												
3403.												
3498.	Summary of remaining write-ins for Line 34 from overflow page												
3499.	Totals (Lines 3401 through 3403 plus 3498)(Line 34 above)												

(a) Finance and service charges not included in Lines 1 to 35 \$ 3,105
(b) For health business on indicated lines report: Number of persons insured under PPO managed care products and number of persons insured under indemnity only products



ANNUAL STATEMENT FOR THE YEAR 2024 OF THE NATIONWIDE INSURANCE COMPANY OF FLORIDA

EXHIBIT OF PREMIUMS AND LOSSES (Statutory Page 14)

NAIC Group Code 0140 BUSINESS IN THE STATE OF Maryland DURING THE YEAR 2024 NAIC Company Code 10948

Line of Business		Gross Premiums, Including Policy and Membership Fees, Less Return Premiums and Premiums on Policies not Taken		3 Dividends Paid or Credited to Policyholders on Direct Business	4 Direct Unearned Premium Reserves	5 Direct Losses Paid (deducting salvage)	6 Direct Losses Incurred	7 Direct Losses Unpaid	8 Direct Defense and Cost Containment Expense Paid	9 Direct Defense and Cost Containment Expense Incurred	10 Direct Defense and Cost Containment Expense Unpaid	11 Commissions and Brokerage Expenses	12 Taxes, Licenses and Fees
		1 Direct Premiums Written	2 Direct Premiums Earned										
1.	Fire	46,984	47,497		20,869		968	2,808		132	249	7,702	1,445
2.1	Allied Lines	56,692	59,430		24,251		723	3,698		138	380	9,585	1,823
2.2	Multiple Peril Crop												
2.3	Federal Flood												
2.4	Private Crop												
2.5	Private Flood	9,406	7,053		5,277		358	474		101	118	1,452	249
3.	Farmowners Multiple Peril												
4.	Homeowners Multiple Peril												
5.1	Commercial Multiple Peril (Non-Liability Portion)	1,297,513	1,171,785		668,971	248,452	196,648	74,220	4,097	5,284	11,425	202,860	41,440
5.2	Commercial Multiple Peril (Liability Portion)	87,805	97,192		39,212		122,942	201,741	45	4,912	28,786	14,848	3,023
6.	Mortgage Guaranty												
8.	Ocean Marine												
9.1	Inland Marine												
9.2	Pet Insurance Plans												
10.	Financial Guaranty												
11.1	Medical Professional Liability - Occurrence												
11.2	Medical Professional Liability - Claims-Made												
12.	Earthquake	2,162	2,125		1,276							394	86
13.1	Comprehensive (hospital and medical) ind (b)												
13.2	Comprehensive (hospital and medical) group (b)												
14.	Credit A&H (Group and Individual)												
15.1	Vision Only (b).....												
15.2	Dental Only (b)												
15.3	Disability Income (b)												
15.4	Medicare Supplement (b)												
15.5	Medicaid Title XIX (b)												
15.6	Medicare Title XVIII (b).....												
15.7	Long-Term Care (b)												
15.8	Federal Employees Health Benefits Plan (b)												
15.9	Other Health (b)												
16.	Workers' Compensation												
17.1	Other Liability - Occurrence	2,858	2,858				804	804		134	134	429	57
17.2	Other Liability - Claims-Made												
17.3	Excess Workers' Compensation												
18.1	Products Liability - Occurrence												
18.2	Products Liability - Claims-Made												
19.1	Private Passenger Auto No-Fault (Personal Injury Protection)												
19.2	Other Private Passenger Auto Liability				810	5,000		1,130		(120)	874	369	99
19.3	Commercial Auto No-Fault (Personal Injury Protection)	2,171	3,071				3,530	1,130					
19.4	Other Commercial Auto Liability	202,858	236,291		74,544	47,213	50,371	81,464		4,156	12,567	32,149	8,034
21.1	Private Passenger Auto Physical Damage												
21.2	Commercial Auto Physical Damage	65,668	77,824		24,005	69,915	58,371	1,569	665	514	226	9,630	2,548
22.	Aircraft (all perils)												
23.	Fidelity												
24.	Surety												
26.	Burglary and Theft	9,907	7,146		4,500		284	463		26	34	1,529	268
27.	Boiler and Machinery	53,671	46,194		24,366		699	3,476		85	334	8,286	1,659
28.	Credit												
29.	International												
30.	Warranty												
31.	Reins nonproportional assumed property	XXX	XXX	XXX	XXX	XXX	XXX	XXX	XXX	XXX	XXX	XXX	XXX
32.	Reins nonproportional assumed liability	XXX	XXX	XXX	XXX	XXX	XXX	XXX	XXX	XXX	XXX	XXX	XXX
33.	Reins nonproportional assumed financial lines	XXX	XXX	XXX	XXX	XXX	XXX	XXX	XXX	XXX	XXX	XXX	XXX
34.	Aggregate Write-Ins for Other Lines of Business												
35.	Total (a)	1,837,695	1,758,466		888,081	370,580	435,700	371,846	4,806	15,363	55,127	289,230	60,732
DETAILS OF WRITE-INS													
3401.												
3402.												
3403.												
3498.	Summary of remaining write-ins for Line 34 from overflow page												
3499.	Totals (Lines 3401 through 3403 plus 3498)(Line 34 above)												

(a) Finance and service charges not included in Lines 1 to 35 \$ 8,131
(b) For health business on indicated lines report: Number of persons insured under PPO managed care products and number of persons insured under indemnity only products



ANNUAL STATEMENT FOR THE YEAR 2024 OF THE NATIONWIDE INSURANCE COMPANY OF FLORIDA

EXHIBIT OF PREMIUMS AND LOSSES (Statutory Page 14)

NAIC Group Code 0140 BUSINESS IN THE STATE OF Michigan DURING THE YEAR 2024 NAIC Company Code 10948

Line of Business	Gross Premiums, Including Policy and Membership Fees, Less Return Premiums and Premiums on Policies not Taken		3	4	5	6	7	8	9	10	11	12
	1	2										
	Direct Premiums Written	Direct Premiums Earned	Dividends Paid or Credited to Policyholders on Direct Business	Direct Unearned Premium Reserves	Direct Losses Paid (deducting salvage)	Direct Losses Incurred	Direct Losses Unpaid	Direct Defense and Cost Containment Expense Paid	Direct Defense and Cost Containment Expense Incurred	Direct Defense and Cost Containment Expense Unpaid	Commissions and Brokerage Expenses	Taxes, Licenses and Fees
1. Fire												
2.1 Allied Lines												
2.2 Multiple Peril Crop												
2.3 Federal Flood												
2.4. Private Crop												
2.5 Private Flood												
3. Farmowners Multiple Peril												
4. Homeowners Multiple Peril												
5.1 Commercial Multiple Peril (Non-Liability Portion)	1,460,213	1,720,304		743,455	1,724,640	1,053,039	294,330	23,706	27,373	28,486	221,542	34,960
5.2 Commercial Multiple Peril (Liability Portion)	610,229	639,375		286,038	375,746	658,662	543,791	58,751	94,358	93,623	91,405	13,510
6. Mortgage Guaranty												
8. Ocean Marine												
9.1 Inland Marine												
9.2 Pet Insurance Plans												
10. Financial Guaranty												
11.1 Medical Professional Liability - Occurrence												
11.2 Medical Professional Liability - Claims-Made												
12. Earthquake												
13.1 Comprehensive (hospital and medical) ind (b)												
13.2 Comprehensive (hospital and medical) group (b)												
14. Credit A&H (Group and Individual)												
15.1 Vision Only (b).....												
15.2 Dental Only (b)												
15.3 Disability Income (b)												
15.4 Medicare Supplement (b)												
15.5 Medicaid Title XIX (b)												
15.6 Medicare Title XVIII (b).....												
15.7 Long-Term Care (b)												
15.8 Federal Employees Health Benefits Plan (b)												
15.9 Other Health (b)												
16. Workers' Compensation												
17.1 Other Liability - Occurrence												
17.2 Other Liability - Claims-Made												
17.3 Excess Workers' Compensation												
18.1 Products Liability - Occurrence												
18.2 Products Liability - Claims-Made												
19.1 Private Passenger Auto No-Fault (Personal Injury Protection)												
19.2 Other Private Passenger Auto Liability												
19.3 Commercial Auto No-Fault (Personal Injury Protection)	13,592	9,120		5,064		1,872	3,316		566	907	889	1,157
19.4 Other Commercial Auto Liability	87,125	60,379		30,399		14,378	17,913		1,894	2,303	12,974	8,104
21.1 Private Passenger Auto Physical Damage												
21.2 Commercial Auto Physical Damage	17,513	14,041		6,233	10,698	10,897	716		3	14	2,519	281
22. Aircraft (all perils)												
23. Fidelity												
24. Surety												
26. Burglary and Theft												
27. Boiler and Machinery	41,931	53,555		20,597	1,521	1,867	3,753		134	576	6,592	1,018
28. Credit												
29. International												
30. Warranty												
31. Reins nonproportional assumed property	XXX	XXX	XXX	XXX	XXX	XXX	XXX	XXX	XXX	XXX	XXX	XXX
32. Reins nonproportional assumed liability	XXX	XXX	XXX	XXX	XXX	XXX	XXX	XXX	XXX	XXX	XXX	XXX
33. Reins nonproportional assumed financial lines	XXX	XXX	XXX	XXX	XXX	XXX	XXX	XXX	XXX	XXX	XXX	XXX
34. Aggregate Write-Ins for Other Lines of Business												
35. Total (a)	2,230,603	2,496,774		1,091,786	2,112,605	1,740,715	863,819	82,457	124,327	125,909	335,920	59,031
DETAILS OF WRITE-INS												
3401.												
3402.												
3403.												
3498. Summary of remaining write-ins for Line 34 from overflow page												
3499. Totals (Lines 3401 through 3403 plus 3498)(Line 34 above)												

(a) Finance and service charges not included in Lines 1 to 35 \$ 8,635
(b) For health business on indicated lines report: Number of persons insured under PPO managed care products and number of persons insured under indemnity only products



ANNUAL STATEMENT FOR THE YEAR 2024 OF THE NATIONWIDE INSURANCE COMPANY OF FLORIDA

EXHIBIT OF PREMIUMS AND LOSSES (Statutory Page 14)

NAIC Group Code 0140

BUSINESS IN THE STATE OF North Carolina

DURING THE YEAR 2024

NAIC Company Code 10948

Line of Business		Gross Premiums, Including Policy and Membership Fees, Less Return Premiums and Premiums on Policies not Taken		3	4	5	6	7	8	9	10	11	12
		1	2										
		Direct Premiums Written	Direct Premiums Earned	Dividends Paid or Credited to Policyholders on Direct Business	Direct Unearned Premium Reserves	Direct Losses Paid (deducting salvage)	Direct Losses Incurred	Direct Losses Unpaid	Direct Defense and Cost Containment Expense Paid	Direct Defense and Cost Containment Expense Incurred	Direct Defense and Cost Containment Expense Unpaid	Commissions and Brokerage Expenses	Taxes, Licenses and Fees
1.	Fire	7,849	13,596		3,338		354	2,299		11	132	890	241
2.1	Allied Lines	15,850	23,205		7,566	1,310	1,729	3,401		37	190	1,277	510
2.2	Multiple Peril Crop												
2.3	Federal Flood												
2.4	Private Crop												
2.5	Private Flood	80	31		49		6	6		1	1	37	2
3.	Farmowners Multiple Peril												
4.	Homeowners Multiple Peril						(1,240,139)						
5.1	Commercial Multiple Peril (Non-Liability Portion)	7,283,103	11,340,474		4,845,424	3,399,226	3,412,009	2,175,792	101,740	51,250	264,655	498,686	356,906
5.2	Commercial Multiple Peril (Liability Portion)	1,542,687	1,850,643		867,557	140,818	71,851	880,119	67,481	71,139	246,682	269,791	17,661
6.	Mortgage Guaranty												
8.	Ocean Marine												
9.1	Inland Marine												
9.2	Pet Insurance Plans												
10.	Financial Guaranty												
11.1	Medical Professional Liability - Occurrence												
11.2	Medical Professional Liability - Claims-Made												
12.	Earthquake	1,893	3,276		734							82	24
13.1	Comprehensive (hospital and medical) ind (b)												
13.2	Comprehensive (hospital and medical) group (b)												
14.	Credit A&H (Group and Individual)												
15.1	Vision Only (b).....												
15.2	Dental Only (b)												
15.3	Disability Income (b)												
15.4	Medicare Supplement (b)												
15.5	Medicaid Title XIX (b)												
15.6	Medicare Title XVIII (b).....												
15.7	Long-Term Care (b)												
15.8	Federal Employees Health Benefits Plan (b)												
15.9	Other Health (b)												
16.	Workers' Compensation												
17.1	Other Liability - Occurrence												
17.2	Other Liability - Claims-Made												
17.3	Excess Workers' Compensation												
18.1	Products Liability - Occurrence												
18.2	Products Liability - Claims-Made												
19.1	Private Passenger Auto No-Fault (Personal Injury Protection)												
19.2	Other Private Passenger Auto Liability					120,000	157,701	37,701					
19.3	Commercial Auto No-Fault (Personal Injury Protection)				(343)			60			44		
19.4	Other Commercial Auto Liability	90,362	96,702		44,458	53,438	109,039	110,896	711	2,929	9,623	15,645	2,064
21.1	Private Passenger Auto Physical Damage												
21.2	Commercial Auto Physical Damage	25,329	31,134		12,297	17,656	17,900	931	556	237	219	3,009	857
22.	Aircraft (all perils)												
23.	Fidelity												
24.	Surety												
26.	Burglary and Theft												
27.	Boiler and Machinery	169,503	226,581		91,978	25,314	14,250	31,379		(267)	2,899	23,852	2,841
28.	Credit												
29.	International												
30.	Warranty												
31.	Reins nonproportional assumed property	XXX	XXX	XXX	XXX	XXX	XXX	XXX	XXX	XXX	XXX	XXX	XXX
32.	Reins nonproportional assumed liability	XXX	XXX	XXX	XXX	XXX	XXX	XXX	XXX	XXX	XXX	XXX	XXX
33.	Reins nonproportional assumed financial lines	XXX	XXX	XXX	XXX	XXX	XXX	XXX	XXX	XXX	XXX	XXX	XXX
34.	Aggregate Write-Ins for Other Lines of Business												
35.	Total (a)	9,136,657	13,585,651		5,873,057	3,757,762	2,544,700	3,242,584	170,488	125,338	524,446	813,269	381,108
DETAILS OF WRITE-INS													
3401.												
3402.												
3403.												
3498.	Summary of remaining write-ins for Line 34 from overflow page												
3499.	Totals (Lines 3401 through 3403 plus 3498)(Line 34 above)												

(a) Finance and service charges not included in Lines 1 to 35 \$ 61,375
(b) For health business on indicated lines report: Number of persons insured under PPO managed care products and number of persons insured under indemnity only products



ANNUAL STATEMENT FOR THE YEAR 2024 OF THE NATIONWIDE INSURANCE COMPANY OF FLORIDA

EXHIBIT OF PREMIUMS AND LOSSES (Statutory Page 14)

NAIC Group Code 0140 BUSINESS IN THE STATE OF Ohio DURING THE YEAR 2024 NAIC Company Code 10948

Line of Business		Gross Premiums, Including Policy and Membership Fees, Less Return Premiums and Premiums on Policies not Taken		3 Dividends Paid or Credited to Policyholders on Direct Business	4 Direct Unearned Premium Reserves	5 Direct Losses Paid (deducting salvage)	6 Direct Losses Incurred	7 Direct Losses Unpaid	8 Direct Defense and Cost Containment Expense Paid	9 Direct Defense and Cost Containment Expense Incurred	10 Direct Defense and Cost Containment Expense Unpaid	11 Commissions and Brokerage Expenses	12 Taxes, Licenses and Fees
		1 Direct Premiums Written	2 Direct Premiums Earned										
1.	Fire	51,333	52,865		19,296		1,648	4,721		131	424	7,942	1,176
2.1	Allied Lines	76,300	96,047		25,918	45,897	45,618	8,149		199	815	11,437	1,718
2.2	Multiple Peril Crop												
2.3	Federal Flood												
2.4	Private Crop												
2.5	Private Flood												
3.	Farmowners Multiple Peril												
4.	Homeowners Multiple Peril												
5.1	Commercial Multiple Peril (Non-Liability Portion)	6,432,497	7,751,716		2,946,850	3,852,599	3,695,713	1,584,508	145,308	116,306	160,724	1,062,479	139,252
5.2	Commercial Multiple Peril (Liability Portion)	1,369,804	1,536,703		632,524	424,759	1,921,186	2,739,376	71,877	44,788	388,300	224,314	28,301
6.	Mortgage Guaranty												
8.	Ocean Marine												
9.1	Inland Marine												
9.2	Pet Insurance Plans												
10.	Financial Guaranty												
11.1	Medical Professional Liability - Occurrence												
11.2	Medical Professional Liability - Claims-Made												
12.	Earthquake	7,369	8,368		2,723							1,287	141
13.1	Comprehensive (hospital and medical) ind (b)												
13.2	Comprehensive (hospital and medical) group (b)												
14.	Credit A&H (Group and Individual)												
15.1	Vision Only (b).....												
15.2	Dental Only (b)												
15.3	Disability Income (b)												
15.4	Medicare Supplement (b)												
15.5	Medicaid Title XIX (b)												
15.6	Medicare Title XVIII (b).....												
15.7	Long-Term Care (b)												
15.8	Federal Employees Health Benefits Plan (b)												
15.9	Other Health (b)												
16.	Workers' Compensation												
17.1	Other Liability - Occurrence	6	6									1	
17.2	Other Liability - Claims-Made												
17.3	Excess Workers' Compensation												
18.1	Products Liability - Occurrence												
18.2	Products Liability - Claims-Made												
19.1	Private Passenger Auto No-Fault (Personal Injury Protection)												
19.2	Other Private Passenger Auto Liability												
19.3	Commercial Auto No-Fault (Personal Injury Protection)												
19.4	Other Commercial Auto Liability	106,283	165,549		57,002	1,155,626	994,369	83,947	794	4,070	15,826	16,981	2,087
21.1	Private Passenger Auto Physical Damage												
21.2	Commercial Auto Physical Damage	48,623	113,290		27,121	11,610	6,435	10,290	315	(534)	667	8,790	1,113
22.	Aircraft (all perils)												
23.	Fidelity												
24.	Surety												
26.	Burglary and Theft	3,422	3,770		1,722		24	146		13	17	600	58
27.	Boiler and Machinery	193,173	227,073		89,170	31,486	28,385	23,481		(165)	3,192	32,114	4,043
28.	Credit												
29.	International												
30.	Warranty												
31.	Reins nonproportional assumed property	XXX	XXX	XXX	XXX	XXX	XXX	XXX	XXX	XXX	XXX	XXX	XXX
32.	Reins nonproportional assumed liability	XXX	XXX	XXX	XXX	XXX	XXX	XXX	XXX	XXX	XXX	XXX	XXX
33.	Reins nonproportional assumed financial lines	XXX	XXX	XXX	XXX	XXX	XXX	XXX	XXX	XXX	XXX	XXX	XXX
34.	Aggregate Write-Ins for Other Lines of Business												
35.	Total (a)	8,288,810	9,955,386		3,802,327	5,521,975	6,693,377	4,454,618	218,293	164,808	569,966	1,365,947	177,889
DETAILS OF WRITE-INS													
3401.												
3402.												
3403.												
3498.	Summary of remaining write-ins for Line 34 from overflow page												
3499.	Totals (Lines 3401 through 3403 plus 3498)(Line 34 above)												

(a) Finance and service charges not included in Lines 1 to 35 \$ 29,245
(b) For health business on indicated lines report: Number of persons insured under PPO managed care products and number of persons insured under indemnity only products



ANNUAL STATEMENT FOR THE YEAR 2024 OF THE NATIONWIDE INSURANCE COMPANY OF FLORIDA

EXHIBIT OF PREMIUMS AND LOSSES (Statutory Page 14)

NAIC Group Code 0140 BUSINESS IN THE STATE OF Pennsylvania DURING THE YEAR 2024 NAIC Company Code 10948

Line of Business		Gross Premiums, Including Policy and Membership Fees, Less Return Premiums and Premiums on Policies not Taken		3 Dividends Paid or Credited to Policyholders on Direct Business	4 Direct Unearned Premium Reserves	5 Direct Losses Paid (deducting salvage)	6 Direct Losses Incurred	7 Direct Losses Unpaid	8 Direct Defense and Cost Containment Expense Paid	9 Direct Defense and Cost Containment Expense Incurred	10 Direct Defense and Cost Containment Expense Unpaid	11 Commissions and Brokerage Expenses	12 Taxes, Licenses and Fees
		1 Direct Premiums Written	2 Direct Premiums Earned										
1.	Fire	20,503	19,188		5,563	(114)	871	49		112		3,509	863
2.1	Allied Lines	35,434	33,085		11,240	(145)	1,544	88		198		5,069	1,188
2.2	Multiple Peril Crop												
2.3	Federal Flood												
2.4	Private Crop												
2.5	Private Flood	431	465		(12)	23	47			9	15	55	9
3.	Farmowners Multiple Peril												
4.	Homeowners Multiple Peril												
5.1	Commercial Multiple Peril (Non-Liability Portion)	1,349,726	1,552,121		648,419	432,655	555,302	213,439	26,864	24,274	28,649	216,390	73,491
5.2	Commercial Multiple Peril (Liability Portion)	773,233	851,289		383,195	256,075	1,081,857	1,723,958	33,414	94,188	204,990	124,514	41,314
6.	Mortgage Guaranty												
8.	Ocean Marine												
9.1	Inland Marine												
9.2	Pet Insurance Plans												
10.	Financial Guaranty												
11.1	Medical Professional Liability - Occurrence												
11.2	Medical Professional Liability - Claims-Made												
12.	Earthquake	1,512	1,996		277							286	323
13.1	Comprehensive (hospital and medical) ind (b)												
13.2	Comprehensive (hospital and medical) group (b)												
14.	Credit A&H (Group and Individual)												
15.1	Vision Only (b).....												
15.2	Dental Only (b)												
15.3	Disability Income (b)												
15.4	Medicare Supplement (b)												
15.5	Medicaid Title XIX (b)												
15.6	Medicare Title XVIII (b).....												
15.7	Long-Term Care (b)												
15.8	Federal Employees Health Benefits Plan (b)												
15.9	Other Health (b)												
16.	Workers' Compensation												
17.1	Other Liability - Occurrence	120,678	163,046		50,699	27,319	276,652	427,043	5,190	47,679	63,789	20,634	10,064
17.2	Other Liability - Claims-Made	16,028	16,867		7,556							2,678	791
17.3	Excess Workers' Compensation												
18.1	Products Liability - Occurrence												
18.2	Products Liability - Claims-Made												
19.1	Private Passenger Auto No-Fault (Personal Injury Protection)												
19.2	Other Private Passenger Auto Liability												
19.3	Commercial Auto No-Fault (Personal Injury Protection)	8,831	11,528		3,391	1,084	(2,770)	3,539		(231)	3,046	1,462	826
19.4	Other Commercial Auto Liability	203,064	253,040		89,830	44,986	28,627	87,236	168	4,759	15,142	33,885	13,669
21.1	Private Passenger Auto Physical Damage												
21.2	Commercial Auto Physical Damage	81,727	106,367		35,138	57,687	49,071	9,699	4,054	3,764	366	14,218	5,238
22.	Aircraft (all perils)												
23.	Fidelity												
24.	Surety												
26.	Burglary and Theft	764	329		435		34	34		1	1	98	15
27.	Boiler and Machinery	58,199	64,523		26,319	280	(1,884)	3,359		67	628	9,221	3,084
28.	Credit												
29.	International												
30.	Warranty												
31.	Reins nonproportional assumed property	XXX	XXX	XXX	XXX	XXX	XXX	XXX	XXX	XXX	XXX	XXX	XXX
32.	Reins nonproportional assumed liability	XXX	XXX	XXX	XXX	XXX	XXX	XXX	XXX	XXX	XXX	XXX	XXX
33.	Reins nonproportional assumed financial lines	XXX	XXX	XXX	XXX	XXX	XXX	XXX	XXX	XXX	XXX	XXX	XXX
34.	Aggregate Write-Ins for Other Lines of Business												
35.	Total (a)	2,670,130	3,073,845		1,262,050	820,086	1,986,655	2,470,768	69,689	174,647	316,936	432,018	150,875
DETAILS OF WRITE-INS													
3401.												
3402.												
3403.												
3498.	Summary of remaining write-ins for Line 34 from overflow page												
3499.	Totals (Lines 3401 through 3403 plus 3498)(Line 34 above)												

(a) Finance and service charges not included in Lines 1 to 35 \$ 16,239
(b) For health business on indicated lines report: Number of persons insured under PPO managed care products and number of persons insured under indemnity only products



ANNUAL STATEMENT FOR THE YEAR 2024 OF THE NATIONWIDE INSURANCE COMPANY OF FLORIDA

EXHIBIT OF PREMIUMS AND LOSSES (Statutory Page 14)

NAIC Group Code 0140 BUSINESS IN THE STATE OF Rhode Island DURING THE YEAR 2024 NAIC Company Code 10948

Line of Business		Gross Premiums, Including Policy and Membership Fees, Less Return Premiums and Premiums on Policies not Taken		3	4	5	6	7	8	9	10	11	12
		1 Direct Premiums Written	2 Direct Premiums Earned										
1.	Fire	10,986	19,573		3,193		474	505		84	86	1,914	221
2.1	Allied Lines	5,705	21,354		1,782		446	572		89	97	1,007	115
2.2	Multiple Peril Crop												
2.3	Federal Flood												
2.4	Private Crop												
2.5	Private Flood						(8)	4		1	4		
3.	Farmowners Multiple Peril												
4.	Homeowners Multiple Peril												
5.1	Commercial Multiple Peril (Non-Liability Portion)	206,032	179,531		129,943	2,710	(1,928)	6,696		(365)	2,540	29,774	5,340
5.2	Commercial Multiple Peril (Liability Portion)	19,204	24,554		8,185		45,246	69,720		398	9,209	2,906	405
6.	Mortgage Guaranty												
8.	Ocean Marine												
9.1	Inland Marine												
9.2	Pet Insurance Plans												
10.	Financial Guaranty												
11.1	Medical Professional Liability - Occurrence												
11.2	Medical Professional Liability - Claims-Made												
12.	Earthquake												
13.1	Comprehensive (hospital and medical) ind (b)												
13.2	Comprehensive (hospital and medical) group (b)												
14.	Credit A&H (Group and Individual)												
15.1	Vision Only (b).....												
15.2	Dental Only (b).....												
15.3	Disability Income (b)												
15.4	Medicare Supplement (b)												
15.5	Medicaid Title XIX (b)												
15.6	Medicare Title XVIII (b).....												
15.7	Long-Term Care (b)												
15.8	Federal Employees Health Benefits Plan (b)												
15.9	Other Health (b)												
16.	Workers' Compensation												
17.1	Other Liability - Occurrence												
17.2	Other Liability - Claims-Made												
17.3	Excess Workers' Compensation												
18.1	Products Liability - Occurrence												
18.2	Products Liability - Claims-Made												
19.1	Private Passenger Auto No-Fault (Personal Injury Protection)												
19.2	Other Private Passenger Auto Liability												
19.3	Commercial Auto No-Fault (Personal Injury Protection)												
19.4	Other Commercial Auto Liability	21,361	26,039		9,080		(266)	8,598		538	1,557	3,167	430
21.1	Private Passenger Auto Physical Damage												
21.2	Commercial Auto Physical Damage	5,886	8,990		2,628		(27)	78		(35)	37	1,041	119
22.	Aircraft (all perils)												
23.	Fidelity												
24.	Surety												
26.	Burglary and Theft												
27.	Boiler and Machinery	13,774	10,253		8,262		110	293		31	62	2,005	475
28.	Credit												
29.	International												
30.	Warranty												
31.	Reins nonproportional assumed property	XXX	XXX	XXX	XXX	XXX	XXX	XXX	XXX	XXX	XXX	XXX	XXX
32.	Reins nonproportional assumed liability	XXX	XXX	XXX	XXX	XXX	XXX	XXX	XXX	XXX	XXX	XXX	XXX
33.	Reins nonproportional assumed financial lines	XXX	XXX	XXX	XXX	XXX	XXX	XXX	XXX	XXX	XXX	XXX	XXX
34.	Aggregate Write-Ins for Other Lines of Business												
35.	Total (a)	282,948	290,294		163,074	2,710	44,047	86,466		743	13,592	41,814	7,103
DETAILS OF WRITE-INS													
3401.												
3402.												
3403.												
3498.	Summary of remaining write-ins for Line 34 from overflow page												
3499.	Totals (Lines 3401 through 3403 plus 3498)(Line 34 above)												

(a) Finance and service charges not included in Lines 1 to 35 \$ 1,471
(b) For health business on indicated lines report: Number of persons insured under PPO managed care products and number of persons insured under indemnity only products



ANNUAL STATEMENT FOR THE YEAR 2024 OF THE NATIONWIDE INSURANCE COMPANY OF FLORIDA

EXHIBIT OF PREMIUMS AND LOSSES (Statutory Page 14)

NAIC Group Code 0140 BUSINESS IN THE STATE OF South Carolina DURING THE YEAR 2024 NAIC Company Code 10948

Line of Business		Gross Premiums, Including Policy and Membership Fees, Less Return Premiums and Premiums on Policies not Taken		3	4	5	6	7	8	9	10	11	12
		1	2										
		Direct Premiums Written	Direct Premiums Earned	Dividends Paid or Credited to Policyholders on Direct Business	Direct Unearned Premium Reserves	Direct Losses Paid (deducting salvage)	Direct Losses Incurred	Direct Losses Unpaid	Direct Defense and Cost Containment Expense Paid	Direct Defense and Cost Containment Expense Incurred	Direct Defense and Cost Containment Expense Unpaid	Commissions and Brokerage Expenses	Taxes, Licenses and Fees
1.	Fire	8,188	11,745		3,133		2,676	3,072		35	76	1,491	799
2.1	Allied Lines	14,866	26,837		4,771	5,246	10,969	6,673		67	195	2,915	1,200
2.2	Multiple Peril Crop												
2.3	Federal Flood												
2.4	Private Crop												
2.5	Private Flood						(66)	33		12	36	52	2
3.	Farmowners Multiple Peril												
4.	Homeowners Multiple Peril												
5.1	Commercial Multiple Peril (Non-Liability Portion)	263,622	290,646		132,366	549,914	833,984	298,184	3,634	3,585	6,596	40,528	18,877
5.2	Commercial Multiple Peril (Liability Portion)	304,926	386,163		157,570		75,075	187,697		32,092	70,556	55,518	20,633
6.	Mortgage Guaranty												
8.	Ocean Marine												
9.1	Inland Marine												
9.2	Pet Insurance Plans												
10.	Financial Guaranty												
11.1	Medical Professional Liability - Occurrence												
11.2	Medical Professional Liability - Claims-Made												
12.	Earthquake												
13.1	Comprehensive (hospital and medical) ind (b)												
13.2	Comprehensive (hospital and medical) group (b)												
14.	Credit A&H (Group and Individual)												
15.1	Vision Only (b).....												
15.2	Dental Only (b)												
15.3	Disability Income (b)												
15.4	Medicare Supplement (b)												
15.5	Medicaid Title XIX (b)												
15.6	Medicare Title XVIII (b).....												
15.7	Long-Term Care (b)												
15.8	Federal Employees Health Benefits Plan (b)												
15.9	Other Health (b)												
16.	Workers' Compensation												
17.1	Other Liability - Occurrence	364,447	417,105		162,683	250,063	618,298	1,474,226	55,683	123,121	110,704	61,734	29,462
17.2	Other Liability - Claims-Made	16,498	19,653		10,322							2,900	699
17.3	Excess Workers' Compensation												
18.1	Products Liability - Occurrence												
18.2	Products Liability - Claims-Made												
19.1	Private Passenger Auto No-Fault (Personal Injury Protection)											20	
19.2	Other Private Passenger Auto Liability												
19.3	Commercial Auto No-Fault (Personal Injury Protection)												
19.4	Other Commercial Auto Liability	60,300	86,657		43,759		915	19,363		1,611	3,617	10,954	3,857
21.1	Private Passenger Auto Physical Damage												
21.2	Commercial Auto Physical Damage	15,450	18,656		11,737	(7,816)	(7,354)	850		(25)	52	2,638	804
22.	Aircraft (all perils)												
23.	Fidelity												
24.	Surety												
26.	Burglary and Theft												
27.	Boiler and Machinery	10,939	10,687		5,348		2,032	2,480		20	87	1,795	807
28.	Credit												
29.	International												
30.	Warranty												
31.	Reins nonproportional assumed property	XXX	XXX	XXX	XXX	XXX	XXX	XXX	XXX	XXX	XXX	XXX	XXX
32.	Reins nonproportional assumed liability	XXX	XXX	XXX	XXX	XXX	XXX	XXX	XXX	XXX	XXX	XXX	XXX
33.	Reins nonproportional assumed financial lines	XXX	XXX	XXX	XXX	XXX	XXX	XXX	XXX	XXX	XXX	XXX	XXX
34.	Aggregate Write-Ins for Other Lines of Business												
35.	Total (a)	1,059,236	1,268,148		531,688	797,407	1,536,530	1,992,578	59,318	160,517	191,920	180,546	77,141
DETAILS OF WRITE-INS													
3401.												
3402.												
3403.												
3498.	Summary of remaining write-ins for Line 34 from overflow page												
3499.	Totals (Lines 3401 through 3403 plus 3498)(Line 34 above)												

(a) Finance and service charges not included in Lines 1 to 35 \$ 4,085
(b) For health business on indicated lines report: Number of persons insured under PPO managed care products and number of persons insured under indemnity only products



ANNUAL STATEMENT FOR THE YEAR 2024 OF THE NATIONWIDE INSURANCE COMPANY OF FLORIDA

EXHIBIT OF PREMIUMS AND LOSSES (Statutory Page 14)

NAIC Group Code 0140 BUSINESS IN THE STATE OF Tennessee DURING THE YEAR 2024 NAIC Company Code 10948

Line of Business		Gross Premiums, Including Policy and Membership Fees, Less Return Premiums and Premiums on Policies not Taken		3 Dividends Paid or Credited to Policyholders on Direct Business	4 Direct Unearned Premium Reserves	5 Direct Losses Paid (deducting salvage)	6 Direct Losses Incurred	7 Direct Losses Unpaid	8 Direct Defense and Cost Containment Expense Paid	9 Direct Defense and Cost Containment Expense Incurred	10 Direct Defense and Cost Containment Expense Unpaid	11 Commissions and Brokerage Expenses	12 Taxes, Licenses and Fees
		1 Direct Premiums Written	2 Direct Premiums Earned										
1.	Fire	78	24		54		2	2				12	2
2.1	Allied Lines	164	52		112		4	4				25	5
2.2	Multiple Peril Crop												
2.3	Federal Flood												
2.4	Private Crop												
2.5	Private Flood	(4)	1,164				(81)	50		21	48	(5)	6
3.	Farmowners Multiple Peril												
4.	Homeowners Multiple Peril												
5.1	Commercial Multiple Peril (Non-Liability Portion)	4,370,365	6,108,653		1,963,166	5,879,586	260,206	906,914	83,444	31,911	162,322	762,749	137,625
5.2	Commercial Multiple Peril (Liability Portion)	834,190	1,107,361		377,019	981,479	1,899,369	3,297,759	96,588	(13,746)	279,389	146,078	25,882
6.	Mortgage Guaranty												
8.	Ocean Marine												
9.1	Inland Marine												
9.2	Pet Insurance Plans												
10.	Financial Guaranty												
11.1	Medical Professional Liability - Occurrence												
11.2	Medical Professional Liability - Claims-Made												
12.	Earthquake	22,571	29,565		9,546							4,425	706
13.1	Comprehensive (hospital and medical) ind (b)												
13.2	Comprehensive (hospital and medical) group (b)												
14.	Credit A&H (Group and Individual)												
15.1	Vision Only (b).....												
15.2	Dental Only (b)												
15.3	Disability Income (b)												
15.4	Medicare Supplement (b)												
15.5	Medicaid Title XIX (b)												
15.6	Medicare Title XVIII (b).....												
15.7	Long-Term Care (b)												
15.8	Federal Employees Health Benefits Plan (b)												
15.9	Other Health (b)												
16.	Workers' Compensation												
17.1	Other Liability - Occurrence												
17.2	Other Liability - Claims-Made												
17.3	Excess Workers' Compensation												
18.1	Products Liability - Occurrence												
18.2	Products Liability - Claims-Made												
19.1	Private Passenger Auto No-Fault (Personal Injury Protection)												
19.2	Other Private Passenger Auto Liability												
19.3	Commercial Auto No-Fault (Personal Injury Protection)				343								
19.4	Other Commercial Auto Liability				10,228								
21.1	Private Passenger Auto Physical Damage												
21.2	Commercial Auto Physical Damage				4,036								
22.	Aircraft (all perils)												
23.	Fidelity												
24.	Surety												
26.	Burglary and Theft												
27.	Boiler and Machinery	74,417	110,688		32,150	6,462	(9,852)	12,292		(627)	2,528	14,057	2,369
28.	Credit												
29.	International												
30.	Warranty												
31.	Reins nonproportional assumed property	XXX	XXX	XXX	XXX	XXX	XXX	XXX	XXX	XXX	XXX	XXX	XXX
32.	Reins nonproportional assumed liability	XXX	XXX	XXX	XXX	XXX	XXX	XXX	XXX	XXX	XXX	XXX	XXX
33.	Reins nonproportional assumed financial lines	XXX	XXX	XXX	XXX	XXX	XXX	XXX	XXX	XXX	XXX	XXX	XXX
34.	Aggregate Write-Ins for Other Lines of Business												
35.	Total (a)	5,301,781	7,357,506		2,396,653	6,867,528	2,149,648	4,217,021	180,032	17,558	444,287	927,339	166,596
DETAILS OF WRITE-INS													
3401.												
3402.												
3403.												
3498.	Summary of remaining write-ins for Line 34 from overflow page												
3499.	Totals (Lines 3401 through 3403 plus 3498)(Line 34 above)												

(a) Finance and service charges not included in Lines 1 to 35 \$ 23,954
(b) For health business on indicated lines report: Number of persons insured under PPO managed care products and number of persons insured under indemnity only products



ANNUAL STATEMENT FOR THE YEAR 2024 OF THE NATIONWIDE INSURANCE COMPANY OF FLORIDA

EXHIBIT OF PREMIUMS AND LOSSES (Statutory Page 14)

NAIC Group Code 0140

BUSINESS IN THE STATE OF Texas

DURING THE YEAR 2024

NAIC Company Code 10948

Line of Business		Gross Premiums, Including Policy and Membership Fees, Less Return Premiums and Premiums on Policies not Taken		3	4	5	6	7	8	9	10	11	12
		1	2										
		Direct Premiums Written	Direct Premiums Earned	Dividends Paid or Credited to Policyholders on Direct Business	Direct Unearned Premium Reserves	Direct Losses Paid (deducting salvage)	Direct Losses Incurred	Direct Losses Unpaid	Direct Defense and Cost Containment Expense Paid	Direct Defense and Cost Containment Expense Incurred	Direct Defense and Cost Containment Expense Unpaid	Commissions and Brokerage Expenses	Taxes, Licenses and Fees
1.	Fire	121,806	158,916		26,545		8,193	26,442		26	2,065	20,099	1,441
2.1	Allied Lines	579,652	695,961		131,086	263,237	417,258	207,448	32,414	34,375	5,731	92,285	8,289
2.2	Multiple Peril Crop												
2.3	Federal Flood												
2.4	Private Crop												
2.5	Private Flood						(54)	25		7	28		
3.	Farmowners Multiple Peril												
4.	Homeowners Multiple Peril												
5.1	Commercial Multiple Peril (Non-Liability Portion)	4,216,345	5,792,050		2,145,620	3,219,628	3,373,934	3,918,714	88,580	72,406	150,836	744,030	46,434
5.2	Commercial Multiple Peril (Liability Portion)	2,154,848	2,567,548		1,015,831	192,900	1,219,676	2,259,758	170,199	339,389	593,535	358,865	27,727
6.	Mortgage Guaranty												
8.	Ocean Marine												
9.1	Inland Marine												
9.2	Pet Insurance Plans												
10.	Financial Guaranty												
11.1	Medical Professional Liability - Occurrence												
11.2	Medical Professional Liability - Claims-Made												
12.	Earthquake	5,373	3,912		2,591							811	132
13.1	Comprehensive (hospital and medical) ind (b)												
13.2	Comprehensive (hospital and medical) group (b)												
14.	Credit A&H (Group and Individual)												
15.1	Vision Only (b).....												
15.2	Dental Only (b)												
15.3	Disability Income (b)												
15.4	Medicare Supplement (b)												
15.5	Medicaid Title XIX (b)												
15.6	Medicare Title XVIII (b).....												
15.7	Long-Term Care (b)												
15.8	Federal Employees Health Benefits Plan (b)												
15.9	Other Health (b)												
16.	Workers' Compensation												
17.1	Other Liability - Occurrence	746,061	778,448		366,295	44,941	271,352	641,235	40,797	150,648	235,941	125,402	10,150
17.2	Other Liability - Claims-Made	146,998	136,223		90,619							24,014	2,086
17.3	Excess Workers' Compensation												
18.1	Products Liability - Occurrence												
18.2	Products Liability - Claims-Made												
19.1	Private Passenger Auto No-Fault (Personal Injury Protection)												
19.2	Other Private Passenger Auto Liability												
19.3	Commercial Auto No-Fault (Personal Injury Protection)	2,144	2,132		1,291		(657)	604		(17)	315	361	26
19.4	Other Commercial Auto Liability	553,983	616,498		336,852	1,139,111	1,197,867	567,456	36,589	56,665	59,729	94,791	6,246
21.1	Private Passenger Auto Physical Damage												
21.2	Commercial Auto Physical Damage	138,145	156,458		84,691	97,961	88,062	4,242	1,043	979	195	23,570	1,668
22.	Aircraft (all perils)												
23.	Fidelity												
24.	Surety												
26.	Burglary and Theft	1,162	647		515		82	82		3	3	167	30
27.	Boiler and Machinery	140,104	191,312		63,862	24,496	9,702	41,339		162	2,582	24,741	1,591
28.	Credit												
29.	International												
30.	Warranty												
31.	Reins nonproportional assumed property	XXX	XXX	XXX	XXX	XXX	XXX	XXX	XXX	XXX	XXX	XXX	XXX
32.	Reins nonproportional assumed liability	XXX	XXX	XXX	XXX	XXX	XXX	XXX	XXX	XXX	XXX	XXX	XXX
33.	Reins nonproportional assumed financial lines	XXX	XXX	XXX	XXX	XXX	XXX	XXX	XXX	XXX	XXX	XXX	XXX
34.	Aggregate Write-Ins for Other Lines of Business												
35.	Total (a)	8,806,621	11,100,105		4,265,797	4,982,275	6,585,414	7,667,345	369,622	654,643	1,050,960	1,509,135	105,820
DETAILS OF WRITE-INS													
3401.												
3402.												
3403.												
3498.	Summary of remaining write-ins for Line 34 from overflow page												
3499.	Totals (Lines 3401 through 3403 plus 3498)(Line 34 above)												

(a) Finance and service charges not included in Lines 1 to 35 \$ 12,138

(b) For health business on indicated lines report: Number of persons insured under PPO managed care products and number of persons insured under indemnity only products



ANNUAL STATEMENT FOR THE YEAR 2024 OF THE NATIONWIDE INSURANCE COMPANY OF FLORIDA

EXHIBIT OF PREMIUMS AND LOSSES (Statutory Page 14)

NAIC Group Code 0140

BUSINESS IN THE STATE OF Virginia

DURING THE YEAR 2024

NAIC Company Code 10948

Line of Business		Gross Premiums, Including Policy and Membership Fees, Less Return Premiums and Premiums on Policies not Taken		3	4	5	6	7	8	9	10	11	12
		1	2										
		Direct Premiums Written	Direct Premiums Earned	Dividends Paid or Credited to Policyholders on Direct Business	Direct Unearned Premium Reserves	Direct Losses Paid (deducting salvage)	Direct Losses Incurred	Direct Losses Unpaid	Direct Defense and Cost Containment Expense Paid	Direct Defense and Cost Containment Expense Incurred	Direct Defense and Cost Containment Expense Unpaid	Commissions and Brokerage Expenses	Taxes, Licenses and Fees
1.	Fire	15,577	19,344		7,478		(940)	725		2	215	3,339	255
2.1	Allied Lines	20,072	38,135		9,768		(1,684)	1,424		40	384	2,309	192
2.2	Multiple Peril Crop												
2.3	Federal Flood												
2.4	Private Crop												
2.5	Private Flood	17,892	17,885		15,531		320	1,129		261	445	2,535	406
3.	Farmowners Multiple Peril												
4.	Homeowners Multiple Peril												
5.1	Commercial Multiple Peril (Non-Liability Portion)	2,024,862	2,293,241		967,582	493,545	700,292	305,536	14,758	11,851	34,895	331,183	57,519
5.2	Commercial Multiple Peril (Liability Portion)	786,483	904,180		319,962	335,062	358,571	947,810	2,648	37,325	158,463	185,446	19,248
6.	Mortgage Guaranty												
8.	Ocean Marine												
9.1	Inland Marine												
9.2	Pet Insurance Plans												
10.	Financial Guaranty												
11.1	Medical Professional Liability - Occurrence												
11.2	Medical Professional Liability - Claims-Made												
12.	Earthquake	2,941	3,608		1,419							495	74
13.1	Comprehensive (hospital and medical) ind (b)												
13.2	Comprehensive (hospital and medical) group (b)												
14.	Credit A&H (Group and Individual)												
15.1	Vision Only (b).....												
15.2	Dental Only (b).....												
15.3	Disability Income (b)												
15.4	Medicare Supplement (b)												
15.5	Medicaid Title XIX (b)												
15.6	Medicare Title XVIII (b).....												
15.7	Long-Term Care (b)												
15.8	Federal Employees Health Benefits Plan (b)												
15.9	Other Health (b)												
16.	Workers' Compensation												
17.1	Other Liability - Occurrence	52,422	79,785		25,701	18,913	50,642	51,933		6,236	13,458	113,188	90
17.2	Other Liability - Claims-Made	11,415	13,422		5,088							2,070	162
17.3	Excess Workers' Compensation												
18.1	Products Liability - Occurrence												
18.2	Products Liability - Claims-Made												
19.1	Private Passenger Auto No-Fault (Personal Injury Protection)												
19.2	Other Private Passenger Auto Liability	113	113									48	
19.3	Commercial Auto No-Fault (Personal Injury Protection)												
19.4	Other Commercial Auto Liability	79,393	99,115		39,617	41,607	41,177	33,789		2,214	5,517	12,989	2,869
21.1	Private Passenger Auto Physical Damage												
21.2	Commercial Auto Physical Damage	21,432	28,491		12,666	9,771	2,783	299	226	152	101	3,170	264
22.	Aircraft (all perils)												
23.	Fidelity												
24.	Surety												
26.	Burglary and Theft	2,885	1,786		2,034		1	85		4	8	441	140
27.	Boiler and Machinery	70,179	72,917		32,293	4,615	2,114	2,710		73	681	11,454	2,247
28.	Credit												
29.	International												
30.	Warranty												
31.	Reins nonproportional assumed property	XXX	XXX	XXX	XXX	XXX	XXX	XXX	XXX	XXX	XXX	XXX	XXX
32.	Reins nonproportional assumed liability	XXX	XXX	XXX	XXX	XXX	XXX	XXX	XXX	XXX	XXX	XXX	XXX
33.	Reins nonproportional assumed financial lines	XXX	XXX	XXX	XXX	XXX	XXX	XXX	XXX	XXX	XXX	XXX	XXX
34.	Aggregate Write-Ins for Other Lines of Business												
35.	Total (a)	3,105,666	3,572,021		1,439,139	903,513	1,153,276	1,345,441	17,632	58,159	214,167	668,666	83,464
DETAILS OF WRITE-INS													
3401.												
3402.												
3403.												
3498.	Summary of remaining write-ins for Line 34 from overflow page												
3499.	Totals (Lines 3401 through 3403 plus 3498)(Line 34 above)												

(a) Finance and service charges not included in Lines 1 to 35 \$ 14,982

(b) For health business on indicated lines report: Number of persons insured under PPO managed care products and number of persons insured under indemnity only products



ANNUAL STATEMENT FOR THE YEAR 2024 OF THE NATIONWIDE INSURANCE COMPANY OF FLORIDA

EXHIBIT OF PREMIUMS AND LOSSES (Statutory Page 14)

NAIC Group Code 0140 BUSINESS IN THE STATE OF Grand Total DURING THE YEAR 2024 NAIC Company Code 10948

Line of Business		Gross Premiums, Including Policy and Membership Fees, Less Return Premiums and Premiums on Policies not Taken		3	4	5	6	7	8	9	10	11	12
		1	2										
		Direct Premiums Written	Direct Premiums Earned	Dividends Paid or Credited to Policyholders on Direct Business	Direct Unearned Premium Reserves	Direct Losses Paid (deducting salvage)	Direct Losses Incurred	Direct Losses Unpaid	Direct Defense and Cost Containment Expense Paid	Direct Defense and Cost Containment Expense Incurred	Direct Defense and Cost Containment Expense Unpaid	Commissions and Brokerage Expenses	Taxes, Licenses and Fees
1.	Fire	431,680	446,154		150,627	23,989	52,003	61,026		995	4,319	70,937	3,800
2.1	Allied Lines	1,108,464	1,340,144		334,371	439,956	1,568,632	1,328,730	35,306	38,886	10,663	176,765	18,500
2.2	Multiple Peril Crop												
2.3	Federal Flood												
2.4	Private Crop												
2.5	Private Flood	32,966	31,482		22,851	36,050	35,307	2,557		544	1,352	4,766	642
3.	Farmowners Multiple Peril												
4.	Homeowners Multiple Peril					698,984	(709,151)	577,472	261,716	203,066	71,255		(532)
5.1	Commercial Multiple Peril (Non-Liability Portion)	44,258,259	57,314,531		22,738,261	32,931,374	29,315,129	16,543,712	767,816	606,129	1,166,912	6,558,974	1,554,810
5.2	Commercial Multiple Peril (Liability Portion)	17,308,888	20,067,800		8,378,794	3,836,289	14,437,745	23,820,223	861,187	1,694,087	3,930,620	2,961,018	405,848
6.	Mortgage Guaranty												
8.	Ocean Marine												
9.1	Inland Marine												
9.2	Pet Insurance Plans												
10.	Financial Guaranty												
11.1	Medical Professional Liability - Occurrence												
11.2	Medical Professional Liability - Claims-Made												
12.	Earthquake	77,021	142,551		35,829							14,528	2,209
13.1	Comprehensive (hospital and medical) ind (b)												
13.2	Comprehensive (hospital and medical) group (b)												
14.	Credit A&H (Group and Individual)												
15.1	Vision Only (b).....												
15.2	Dental Only (b)												
15.3	Disability Income (b)												
15.4	Medicare Supplement (b)												
15.5	Medicaid Title XIX (b)												
15.6	Medicare Title XVIII (b).....												
15.7	Long-Term Care (b)												
15.8	Federal Employees Health Benefits Plan (b)												
15.9	Other Health (b)												
16.	Workers' Compensation												
17.1	Other Liability - Occurrence	2,705,720	2,928,432		1,273,332	1,513,048	3,609,221	4,346,818	188,164	692,514	846,848	561,492	69,011
17.2	Other Liability - Claims-Made	311,938	316,232		174,103							52,288	5,342
17.3	Excess Workers' Compensation												
18.1	Products Liability - Occurrence												
18.2	Products Liability - Claims-Made												
19.1	Private Passenger Auto No-Fault (Personal Injury Protection)												
19.2	Other Private Passenger Auto Liability	113	113			120,000	157,701	37,701				67	22
19.3	Commercial Auto No-Fault (Personal Injury Protection)	29,668	29,225		12,034	6,084	1,364	9,864	346	346	6,069	3,441	2,125
19.4	Other Commercial Auto Liability	2,880,082	3,443,504		1,418,229	4,930,824	3,915,602	1,770,697	47,948	126,537	222,423	440,368	107,528
21.1	Private Passenger Auto Physical Damage												
21.2	Commercial Auto Physical Damage	809,106	1,076,571		405,673	730,470	672,267	46,459	12,149	9,713	3,025	114,996	35,303
22.	Aircraft (all perils)												
23.	Fidelity												
24.	Surety												
26.	Burglary and Theft	25,720	22,473		9,926		635	1,198		83	104	4,157	634
27.	Boiler and Machinery	1,301,404	1,626,875		622,353	391,688	352,452	234,037	325	514	19,499	214,005	34,693
28.	Credit												
29.	International												
30.	Warranty												
31.	Reins nonproportional assumed property	XXX	XXX	XXX	XXX	XXX	XXX	XXX	XXX	XXX	XXX	XXX	XXX
32.	Reins nonproportional assumed liability	XXX	XXX	XXX	XXX	XXX	XXX	XXX	XXX	XXX	XXX	XXX	XXX
33.	Reins nonproportional assumed financial lines	XXX	XXX	XXX	XXX	XXX	XXX	XXX	XXX	XXX	XXX	XXX	XXX
34.	Aggregate Write-Ins for Other Lines of Business												
35.	Total (a)	71,281,030	88,786,088		35,576,383	45,658,756	53,408,907	48,780,495	2,174,612	3,373,414	6,283,089	11,177,800	2,239,936
DETAILS OF WRITE-INS													
3401.												
3402.												
3403.												
3498.	Summary of remaining write-ins for Line 34 from overflow page												
3499.	Totals (Lines 3401 through 3403 plus 3498)(Line 34 above)												

(a) Finance and service charges not included in Lines 1 to 35 \$ 263,357
(b) For health business on indicated lines report: Number of persons insured under PPO managed care products and number of persons insured under indemnity only products

ANNUAL STATEMENT FOR THE YEAR 2024 OF THE NATIONWIDE INSURANCE COMPANY OF FLORIDA

SCHEDULE F - PART 1

Assumed Reinsurance as of December 31, Current Year (\$000 Omitted)

[illegible]

ANNUAL STATEMENT FOR THE YEAR 2024 OF THE NATIONWIDE INSURANCE COMPANY OF FLORIDA

SCHEDULE F - PART 2

Premium Portfolio Reinsurance Effected or (Canceled) during Current Year	2019	2018	2017	2016	2015	2014	2013	2012	2011	2010	2009	2008	2007	2006	2005	2004	2003	2002	2001	2000	1999	1998	1997	1996	1995	1994	1993	1992	1991	1990	1989	1988	1987	1986	1985	1984	1983	1982	1981	1980	1979	1978	1977	1976	1975	1974	1973	1972	1971	1970	1969	1968	1967	1966	1965	1964	1963	1962	1961	1960	1959	1958	1957	1956	1955	1954	1953	1952	1951	1950	1949	1948	1947	1946	1945	1944	1943	1942	1941	1940	1939	1938	1937	1936	1935	1934	1933	1932	1931	1930	1929	1928	1927	1926	1925	1924	1923	1922	1921	1920	1919	1918	1917	1916	1915	1914	1913	1912	1911	1910	1909	1908	1907	1906	1905	1904	1903	1902	1901	1900	1899	1898	1897	1896	1895	1894	1893	1892	1891	1890	1889	1888	1887	1886	1885	1884	1883	1882	1881	1880	1879	1878	1877	1876	1875	1874	1873	1872	1871	1870	1869	1868	1867	1866	1865	1864	1863	1862	1861	1860	1859	1858	1857	1856	1855	1854	1853	1852	1851	1850	1849	1848	1847	1846	1845	1844	1843	1842	1841	1840	1839	1838	1837	1836	1835	1834	1833	1832	1831	1830	1829	1828	1827	1826	1825	1824	1823	1822	1821	1820	1819	1818	1817	1816	1815	1814	1813	1812	1811	1810	1809	1808	1807	1806	1805	1804	1803	1802	1801	1800	1799	1798	1797	1796	1795	1794	1793	1792	1791	1790	1789	1788	1787	1786	1785	1784	1783	1782	1781	1780	1779	1778	1777	1776	1775	1774	1773	1772	1771	1770	1769	1768	1767	1766	1765	1764	1763	1762	1761	1760	1759	1758	1757	1756	1755	1754	1753	1752	1751	1750	1749	1748	1747	1746	1745	1744	1743	1742	1741	1740	1739	1738	1737	1736	1735	1734	1733	1732	1731	1730	1729	1728	1727	1726	1725	1724	1723	1722	1721	1720	1719	1718	1717	1716	1715	1714	1713	1712	1711	1710	1709	1708	1707	1706	1705	1704	1703	1702	1701	1700	1699	1698	1697	1696	1695	1694	1693	1692	1691	1690	1689	1688	1687	1686	1685	1684	1683	1682	1681	1680	1679	1678	1677	1676	1675	1674	1673	1672	1671	1670	1669	1668	1667	1666	1665	1664	1663	1662	1661	1660	1659	1658	1657	1656	1655	1654	1653	1652	1651	1650	1649	1648	1647	1646	1645	1644	1643	1642	1641	1640	1639	1638	1637	1636	1635	1634	1633	1632	1631	1630	1629	1628	1627	1626	1625	1624	1623	1622	1621	1620	1619	1618	1617	1616	1615	1614	16
--	------	------	------	------	------	------	------	------	------	------	------	------	------	------	------	------	------	------	------	------	------	------	------	------	------	------	------	------	------	------	------	------	------	------	------	------	------	------	------	------	------	------	------	------	------	------	------	------	------	------	------	------	------	------	------	------	------	------	------	------	------	------	------	------	------	------	------	------	------	------	------	------	------	------	------	------	------	------	------	------	------	------	------	------	------	------	------	------	------	------	------	------	------	------	------	------	------	------	------	------	------	------	------	------	------	------	------	------	------	------	------	------	------	------	------	------	------	------	------	------	------	------	------	------	------	------	------	------	------	------	------	------	------	------	------	------	------	------	------	------	------	------	------	------	------	------	------	------	------	------	------	------	------	------	------	------	------	------	------	------	------	------	------	------	------	------	------	------	------	------	------	------	------	------	------	------	------	------	------	------	------	------	------	------	------	------	------	------	------	------	------	------	------	------	------	------	------	------	------	------	------	------	------	------	------	------	------	------	------	------	------	------	------	------	------	------	------	------	------	------	------	------	------	------	------	------	------	------	------	------	------	------	------	------	------	------	------	------	------	------	------	------	------	------	------	------	------	------	------	------	------	------	------	------	------	------	------	------	------	------	------	------	------	------	------	------	------	------	------	------	------	------	------	------	------	------	------	------	------	------	------	------	------	------	------	------	------	------	------	------	------	------	------	------	------	------	------	------	------	------	------	------	------	------	------	------	------	------	------	------	------	------	------	------	------	------	------	------	------	------	------	------	------	------	------	------	------	------	------	------	------	------	------	------	------	------	------	------	------	------	------	------	------	------	------	------	------	------	------	------	------	------	------	------	------	------	------	------	------	------	------	------	------	------	------	------	------	------	------	------	------	------	------	------	------	------	------	------	------	------	------	------	------	------	------	------	------	------	------	------	------	------	------	------	------	------	------	------	------	------	------	------	------	------	------	------	----

[illegible]

ANNUAL STATEMENT FOR THE YEAR 2024 OF THE NATIONWIDE INSURANCE COMPANY OF FLORIDA

SCHEDULE F - PART 3

Ceded Reinsurance as of December 31, Current Year (\$000 Omitted)

1 ID Number	2 NAIC Com- pany Code	3 Name of Reinsurer	4 Domiciliary Jurisdiction	5 Special Code	6 Reinsurance Premiums Ceded	Reinsurance Recoverable On								16 Amount in Dispute included in Column 15	Reinsurance Payable		19 Net Amount Recoverable From Reinsurers Cols. 15 - [17 + 18]	20 Funds Held by Company Under Reinsurance Treaties
						7 Paid Losses	8 Paid LAE	9 Known Case Loss Reserves	10 Known Case LAE Reserves	11 IBNR Loss Reserves	12 IBNR LAE Reserves	13 Unearned Premiums	14 Contingent Commis- sions	15 Columns 7 through 14 Totals	17 Ceded Balances Payable	18 Other Amounts Due to Reinsurers		
31-4177100	23787	Nationwide Mutual Insurance Company	OH		68,916	4,187	241	26,302		22,450	7,643	34,454	1,745	97,022	27,558		69,464	
0199999. Total Authorized - Affiliates - U.S. Intercompany Pooling					68,916	4,187	241	26,302		22,450	7,643	34,454	1,745	97,022	27,558		69,464	
0499999. Total Authorized - Affiliates - U.S. Non-Pool																		
0799999. Total Authorized - Affiliates - Other (Non-U.S.)																		
0899999. Total Authorized - Affiliates					68,916	4,187	241	26,302		22,450	7,643	34,454	1,745	97,022	27,558		69,464	
05-0316605	21482	Factory Mutual Insurance Company	RI			1		6						7			7	
13-2673100	22039	General Reinsurance Corporation	DE		101	9		14				49		72	34		38	
		Hartford Steam Boiler Inspec and Ins																
06-0384680	11452	Company	CT		2,281	72		12				1,093		1,177	113		1,064	
0999999. Total Authorized - Other U.S. Unaffiliated Insurers					2,382	82		32				1,142		1,256	147		1,109	
AA-9991500	00000	Illinois Mine Subsidence Fund	IL		9													
AA-9991501	00000	Indiana Mine Subsidence Fund	IN		1													
AA-9991159	00000	Michigan Catastrophic Claims Assn	MI		11										5		(5)	
AA-9991503	00000	Ohio Mine Subsidence Fund	OH		1													
1099999. Total Authorized - Pools - Mandatory Pools					22										5		(5)	
1499999. Total Authorized Excluding Protected Cells (Sum of 0899999, 0999999, 1099999, 1199999 and 1299999)					71,320	4,269	241	26,334		22,450	7,643	35,596	1,745	98,278	27,710		70,568	
1899999. Total Unauthorized - Affiliates - U.S. Non-Pool																		
2199999. Total Unauthorized - Affiliates - Other (Non-U.S.)																		
2299999. Total Unauthorized - Affiliates																		
2899999. Total Unauthorized Excluding Protected Cells (Sum of 2299999, 2399999, 2499999, 2599999 and 2699999)																		
3299999. Total Certified - Affiliates - U.S. Non-Pool																		
3599999. Total Certified - Affiliates - Other (Non-U.S.)																		
3699999. Total Certified - Affiliates																		
4299999. Total Certified Excluding Protected Cells (Sum of 3699999, 3799999, 3899999, 3999999 and 4099999)																		
4699999. Total Reciprocal Jurisdiction - Affiliates - U.S. Non-Pool																		
4999999. Total Reciprocal Jurisdiction - Affiliates - Other (Non-U.S.)																		
5099999. Total Reciprocal Jurisdiction - Affiliates																		
5699999. Total Reciprocal Jurisdiction Excluding Protected Cells (Sum of 5099999, 5199999, 5299999, 5399999 and 5499999)																		
5799999. Total Authorized, Unauthorized, Reciprocal Jurisdiction and Certified Excluding Protected Cells (Sum of 1499999, 2899999, 4299999 and 5699999)					71,320	4,269	241	26,334		22,450	7,643	35,596	1,745	98,278	27,710		70,568	
5899999. Total Protected Cells (Sum of 1399999, 2799999, 4199999 and 5599999)																		
9999999 Totals					71,320	4,269	241	26,334		22,450	7,643	35,596	1,745	98,278	27,710		70,568	

ANNUAL STATEMENT FOR THE YEAR 2024 OF THE NATIONWIDE INSURANCE COMPANY OF FLORIDA

SCHEDULE F - PART 3 (Continued)

Ceded Reinsurance as of December 31, Current Year (\$000 Omitted)
(Credit Risk)

ID Number From Col. 1	Name of Reinsurer From Col. 3	Collateral				25	26	27	Ceded Reinsurance Credit Risk								
		21	22	23	24				28	29	30	31	32	33	34	35	36
		Multiple Beneficiary Trusts	Letters of Credit	Issuing or Confirming Bank Reference Number	Single Beneficiary Trusts & Other Allowable Collateral	Total Funds Held, Payables & Collateral	Net Recoverable Net of Funds Held & Collateral	Applicable Sch. F Penalty (Col. 78)	Total Amount Recoverable from Reinsurers Less Penalty (Cols. 15-27)	Stressed Recoverable (Col. 28 * 120%)	Reinsurance Payable & Funds Held (Cols. 17+18+20; but not in excess of Col. 29)	Stressed Net Recoverable (Cols. 29-30)	Total Collateral (Cols. 21+22 + 24, not in Excess of Col. 31)	Stressed Net Recoverable Net of Collateral Offsets (Cols. 31-32)	Reinsurer Designation Equivalent	Credit Risk on Collateralized Recoverables (Col. 32 * Factor Applicable to Reinsurer Designation Equivalent in Col. 34)	Credit Risk on Un- collateralized Recoverables (Col. 33 * Factor Applicable to Reinsurer Designation Equivalent in Col. 34)
31-4177100 ..	Nationwide Mutual Insurance Company	27,558	69,464	XXX	XXX	XXX	XXX	XXX	XXX	XXX	XXX	XXX
0199999. Total Authorized - Affiliates - U.S. Intercompany Pooling				XXX		27,558	69,464		XXX	XXX	XXX	XXX	XXX	XXX	XXX	XXX	XXX
0499999. Total Authorized - Affiliates - U.S. Non-Pool				XXX					XXX	XXX	XXX	XXX	XXX	XXX	XXX	XXX	XXX
0799999. Total Authorized - Affiliates - Other (Non-U.S.)				XXX											XXX		
0899999. Total Authorized - Affiliates				XXX		27,558	69,464								XXX		
05-0316605 ..	Factory Mutual Insurance Company						7		7	8		8		8	2		
13-2673100 ..	General Reinsurance Corporation					34	38		72	86	34	52		52	1		1
06-0384680 ..	Hartford Steam Boiler Inspec and Ins Company					113	1,064		1,177	1,412	113	1,299		1,299	1		21
0999999. Total Authorized - Other U.S. Unaffiliated Insurers				XXX		147	1,109		1,256	1,507	147	1,360		1,360	XXX		22
AA-9991500 ..	Illinois Mine Subsidence Fund								XXX	XXX	XXX	XXX	XXX	XXX	XXX	XXX	XXX
AA-9991501 ..	Indiana Mine Subsidence Fund								XXX	XXX	XXX	XXX	XXX	XXX	XXX	XXX	XXX
AA-9991159 ..	Michigan Catastrophic Claims Assn								XXX	XXX	XXX	XXX	XXX	XXX	XXX	XXX	XXX
AA-9991503 ..	Ohio Mine Subsidence Fund								XXX	XXX	XXX	XXX	XXX	XXX	XXX	XXX	XXX
1099999. Total Authorized - Pools - Mandatory Pools				XXX					XXX	XXX	XXX	XXX	XXX	XXX	XXX	XXX	XXX
1499999. Total Authorized Excluding Protected Cells (Sum of 0899999, 0999999, 1099999, 1199999 and 1299999)				XXX		27,705	70,573		1,256	1,507	147	1,360		1,360	XXX		22
1899999. Total Unauthorized - Affiliates - U.S. Non-Pool				XXX					XXX	XXX	XXX	XXX	XXX	XXX	XXX	XXX	XXX
2199999. Total Unauthorized - Affiliates - Other (Non-U.S.)				XXX											XXX		
2299999. Total Unauthorized - Affiliates				XXX											XXX		
2899999. Total Unauthorized Excluding Protected Cells (Sum of 2299999, 2399999, 2499999, 2599999 and 2699999)				XXX											XXX		
3299999. Total Certified - Affiliates - U.S. Non-Pool				XXX					XXX	XXX	XXX	XXX	XXX	XXX	XXX	XXX	XXX
3599999. Total Certified - Affiliates - Other (Non-U.S.)				XXX											XXX		
3699999. Total Certified - Affiliates				XXX											XXX		
4299999. Total Certified Excluding Protected Cells (Sum of 3699999, 3799999, 3899999, 3999999 and 4099999)				XXX											XXX		
4699999. Total Reciprocal Jurisdiction - Affiliates - U.S. Non-Pool				XXX					XXX	XXX	XXX	XXX	XXX	XXX	XXX	XXX	XXX
4999999. Total Reciprocal Jurisdiction - Affiliates - Other (Non-U.S.)				XXX											XXX		
5099999. Total Reciprocal Jurisdiction - Affiliates				XXX											XXX		
5699999. Total Reciprocal Jurisdiction Excluding Protected Cells (Sum of 5099999, 5199999, 5299999, 5399999 and 5499999)				XXX											XXX		
5799999. Total Authorized, Unauthorized, Reciprocal Jurisdiction and Certified Excluding Protected Cells (Sum of 1499999, 2899999, 4299999 and 5699999)				XXX		27,705	70,573		1,256	1,507	147	1,360		1,360	XXX		22
5899999. Total Protected Cells (Sum of 1399999, 2799999, 4199999 and 5599999)				XXX					XXX	XXX	XXX	XXX	XXX	XXX	XXX	XXX	XXX
9999999 Totals				XXX		27,705	70,573		1,256	1,507	147	1,360		1,360	XXX		22

ANNUAL STATEMENT FOR THE YEAR 2024 OF THE NATIONWIDE INSURANCE COMPANY OF FLORIDA

SCHEDULE F - PART 3 (Continued)

Ceded Reinsurance as of December 31, Current Year (\$000 Omitted)

(Aging of Ceded Reinsurance)

ID Number From Col. 1	Name of Reinsurer From Col. 3	Reinsurance Recoverable on Paid Losses and Paid Loss Adjustment Expenses							44 Total Recoverable on Paid Losses & LAE Amounts in Dispute Included in Col. 43	45 Recoverable on Paid Losses & LAE Over 90 Days Past Due Amounts in Dispute Included in Cols. 40 & 41	46 Total Recoverable on Paid Losses & LAE Amounts Not in Dispute (Cols 43-44)	47 Recoverable on Paid Losses & LAE Over 90 Days Past Due Amounts Not in Dispute (Cols. 40 + 41 - 45)	48 Amounts Received Prior 90 Days	49 Percentage Overdue Col. 42/Col. 43	50 Percentage of Amounts More Than 90 Days Overdue Not in Dispute (Col. 47/(Cols. 46+48))	51 Percentage More Than 120 Days Overdue (Col. 41/ Col. 43)	52 Is the Amount in Col. 50 Less Than 20%? (Yes or No)	53 Amounts in Col. 47 for Reinsurers with Values Less Than 20% in Col. 50		
		37 Current	Overdue					43 Total Due Cols. 37+42 (In total should equal Cols. 7+8)												
			38 1 - 29 Days	39 30 - 90 Days	40 91 - 120 Days	41 Over 120 Days	42 Total Overdue Cols. 38+39 +40+41													
31-4177100 ..	Nationwide Mutual Insurance Company	4,428						4,428			4,428								YES	
0199999. Total Authorized - Affiliates - U.S. Intercompany Pooling		4,428						4,428			4,428								XXX	
0499999. Total Authorized - Affiliates - U.S. Non-Pool																			XXX	
0799999. Total Authorized - Affiliates - Other (Non-U.S.)																			XXX	
0899999. Total Authorized - Affiliates		4,428						4,428			4,428								XXX	
05-0316605 ..	Factory Mutual Insurance Company	1						1			1								YES	
13-2673100 ..	General Reinsurance Corporation	9						9			9								YES	
06-0384680 ..	Hartford Steam Boiler Inspec and Ins Company	72						72			72								YES	
0999999. Total Authorized - Other U.S. Unaffiliated Insurers		82						82			82								XXX	
AA-9991500 ..	Illinois Mine Subsidence Fund																		YES	
AA-9991501 ..	Indiana Mine Subsidence Fund																		YES	
AA-9991159 ..	Michigan Catastrophic Claims Assn																		YES	
AA-9991503 ..	Ohio Mine Subsidence Fund																		YES	
1099999. Total Authorized - Pools - Mandatory Pools																			XXX	
1499999. Total Authorized Excluding Protected Cells (Sum of 0899999, 0999999, 1099999, 1199999 and 1299999)		4,510						4,510			4,510								XXX	
1899999. Total Unauthorized - Affiliates - U.S. Non-Pool																			XXX	
2199999. Total Unauthorized - Affiliates - Other (Non-U.S.)																			XXX	
2299999. Total Unauthorized - Affiliates																			XXX	
2899999. Total Unauthorized Excluding Protected Cells (Sum of 2299999, 2399999, 2499999, 2599999 and 2699999)																			XXX	
3299999. Total Certified - Affiliates - U.S. Non-Pool																			XXX	
3599999. Total Certified - Affiliates - Other (Non-U.S.)																			XXX	
3699999. Total Certified - Affiliates																			XXX	
4299999. Total Certified Excluding Protected Cells (Sum of 3699999, 3799999, 3899999, 3999999 and 4099999)																			XXX	
4699999. Total Reciprocal Jurisdiction - Affiliates - U.S. Non-Pool																			XXX	
4999999. Total Reciprocal Jurisdiction - Affiliates - Other (Non-U.S.)																			XXX	
5099999. Total Reciprocal Jurisdiction - Affiliates																			XXX	
5699999. Total Reciprocal Jurisdiction Excluding Protected Cells (Sum of 5099999, 5199999, 5299999, 5399999 and 5499999)																			XXX	

ANNUAL STATEMENT FOR THE YEAR 2024 OF THE NATIONWIDE INSURANCE COMPANY OF FLORIDA

SCHEDULE F - PART 3 (Continued)

Ceded Reinsurance as of December 31, Current Year (\$000 Omitted)

(Aging of Ceded Reinsurance)

ID Number From Col. 1	Name of Reinsurer From Col. 3	Reinsurance Recoverable on Paid Losses and Paid Loss Adjustment Expenses							44	45	46	47	48	49	50	51	52	53
		37	Overdue					43										
			38	39	40	41	42											
		Current	1 - 29 Days	30 - 90 Days	91 - 120 Days	Over 120 Days	Total Overdue Cols. 38+39 +40+41	Total Due Cols. 37+42 (In total should equal Cols. 7+8)	Total Recoverable on Paid Losses & LAE Amounts in Dispute Included in Col. 43	Recoverable on Paid Losses & LAE Over 90 Days Past Due Amounts in Dispute Included in Cols. 40 & 41	Total Recoverable on Paid Losses & LAE Amounts Not in Dispute (Cols 43-44)	Recoverable on Paid Losses & LAE Over 90 Days Past Due Amounts Not in Dispute (Cols. 40 + 41 - 45)	Amounts Received Prior 90 Days	Percentage Overdue Col. 42/Col. 43	Percentage of Amounts More Than 90 Days Overdue Not in Dispute (Col. 47/[Cols. 46+48])	Percentage More Than 120 Days Overdue (Col. 41/ Col. 43)	Is the Amount in Col. 50 Less Than 20%? (Yes or No)	Amounts in Col. 47 for Reinsurers with Values Less Than 20% in Col. 50
5799999. Total Authorized, Unauthorized, Reciprocal Jurisdiction and Certified Excluding Protected Cells (Sum of 1499999, 2899999, 4299999 and 5699999)		4,510						4,510			4,510						XXX	
5899999. Total Protected Cells (Sum of 1399999, 2799999, 4199999 and 5599999)																	XXX	
9999999 Totals		4,510						4,510			4,510						XXX	

ANNUAL STATEMENT FOR THE YEAR 2024 OF THE NATIONWIDE INSURANCE COMPANY OF FLORIDA

SCHEDULE F - PART 3 (Continued)

Ceded Reinsurance as of December 31, Current Year (\$000 Omitted)
(Provision for Reinsurance for Certified Reinsurers)

ID Number From Col. 1	Name of Reinsurer From Col. 3	Provision for Certified Reinsurance														Complete if Col. 52 = "No"; Otherwise Enter 0			69 Provision for Overdue Reinsurance Ceded to Certified Reinsurers (Greater of [Col. 62 + Col. 65] or Col.68; not to Exceed Col. 63)
		54	55	56	57	58	59	60 Percent of Collateral Provided for Net Recoverables Subject to Collateral Requirements ([Col. 20 + Col. 21 + Col. 22 + Col. 24] / Col. 58)	61 Percent Credit Allowed on Net Recoverables Subject to Collateral Requirements (Col. 60 / Col. 56, not to exceed 100%)	62 20% of Recoverable on Paid Losses & LAE Over 90 Days Past Due Amounts in Dispute (Col. 45 * 20%)	63 Amount of Credit Allowed for Net Recoverables (Col. 57 + [Col. 58 * Col. 61])	64 Provision for Reinsurance with Certified Reinsurers Due to Collateral Deficiency (Col. 19 - Col. 63)	65 20% of Recoverable on Paid Losses & LAE Over 90 Days Past Due Amounts Not in Dispute (Col. 47 * 20%)	66 Total Collateral Provided (Col. 20 + Col. 21 + Col. 22 + Col. 24, not to Exceed Col. 63)	67 Net Unsecured Recoverable for Which Credit is Allowed (Col. 63 - Col. 66)	68 20% of Amount in Col. 67			
		Certified Reinsurer Rating (1 through 6)	Effective Date of Certified Reinsurer Rating	Percent Collateral Required for Full Credit (0% through 100%)	Catastrophe Recoverables Qualifying for Collateral Deferral	Net Recoverables Subject to Collateral Requirements for Full Credit (Col. 19 - Col. 57)	Dollar Amount of Collateral Required (Col. 56 * Col. 58)												
31-4177100 ..	Nationwide Mutual Insurance Company	XXX	XXX	XXX	XXX	XXX	XXX	XXX	XXX	XXX	XXX	XXX	XXX	XXX	XXX	XXX	XXX	XXX	
0199999. Total Authorized - Affiliates - U.S. Intercompany Pooling				XXX	XXX	XXX	XXX	XXX	XXX	XXX	XXX	XXX	XXX	XXX	XXX	XXX	XXX	XXX	
0499999. Total Authorized - Affiliates - U.S. Non-Pool				XXX	XXX	XXX	XXX	XXX	XXX	XXX	XXX	XXX	XXX	XXX	XXX	XXX	XXX	XXX	
0799999. Total Authorized - Affiliates - Other (Non-U.S.)				XXX	XXX	XXX	XXX	XXX	XXX	XXX	XXX	XXX	XXX	XXX	XXX	XXX	XXX	XXX	
0899999. Total Authorized - Affiliates				XXX	XXX	XXX	XXX	XXX	XXX	XXX	XXX	XXX	XXX	XXX	XXX	XXX	XXX	XXX	
05-0316605 ..	Factory Mutual Insurance Company	XXX	XXX	XXX	XXX	XXX	XXX	XXX	XXX	XXX	XXX	XXX	XXX	XXX	XXX	XXX	XXX	XXX	
13-2673100 ..	General Reinsurance Corporation	XXX	XXX	XXX	XXX	XXX	XXX	XXX	XXX	XXX	XXX	XXX	XXX	XXX	XXX	XXX	XXX	XXX	
06-0384680 ..	Hartford Steam Boiler Inspec and Ins Company	XXX	XXX	XXX	XXX	XXX	XXX	XXX	XXX	XXX	XXX	XXX	XXX	XXX	XXX	XXX	XXX	XXX	
0999999. Total Authorized - Other U.S. Unaffiliated Insurers				XXX	XXX	XXX	XXX	XXX	XXX	XXX	XXX	XXX	XXX	XXX	XXX	XXX	XXX	XXX	
AA-9991500 ..	Illinois Mine Subsidence Fund	XXX	XXX	XXX	XXX	XXX	XXX	XXX	XXX	XXX	XXX	XXX	XXX	XXX	XXX	XXX	XXX	XXX	
AA-9991501 ..	Indiana Mine Subsidence Fund	XXX	XXX	XXX	XXX	XXX	XXX	XXX	XXX	XXX	XXX	XXX	XXX	XXX	XXX	XXX	XXX	XXX	
AA-9991159 ..	Michigan Catastrophic Claims Assn	XXX	XXX	XXX	XXX	XXX	XXX	XXX	XXX	XXX	XXX	XXX	XXX	XXX	XXX	XXX	XXX	XXX	
AA-9991503 ..	Ohio Mine Subsidence Fund	XXX	XXX	XXX	XXX	XXX	XXX	XXX	XXX	XXX	XXX	XXX	XXX	XXX	XXX	XXX	XXX	XXX	
1099999. Total Authorized - Pools - Mandatory Pools				XXX	XXX	XXX	XXX	XXX	XXX	XXX	XXX	XXX	XXX	XXX	XXX	XXX	XXX	XXX	
1499999. Total Authorized Excluding Protected Cells (Sum of 0899999, 0999999, 1099999, 1199999 and 1299999)				XXX	XXX	XXX	XXX	XXX	XXX	XXX	XXX	XXX	XXX	XXX	XXX	XXX	XXX	XXX	
1899999. Total Unauthorized - Affiliates - U.S. Non-Pool				XXX	XXX	XXX	XXX	XXX	XXX	XXX	XXX	XXX	XXX	XXX	XXX	XXX	XXX	XXX	
2199999. Total Unauthorized - Affiliates - Other (Non-U.S.)				XXX	XXX	XXX	XXX	XXX	XXX	XXX	XXX	XXX	XXX	XXX	XXX	XXX	XXX	XXX	
2299999. Total Unauthorized - Affiliates				XXX	XXX	XXX	XXX	XXX	XXX	XXX	XXX	XXX	XXX	XXX	XXX	XXX	XXX	XXX	
2899999. Total Unauthorized Excluding Protected Cells (Sum of 2299999, 2399999, 2499999, 2599999 and 2699999)				XXX	XXX	XXX	XXX	XXX	XXX	XXX	XXX	XXX	XXX	XXX	XXX	XXX	XXX	XXX	
3299999. Total Certified - Affiliates - U.S. Non-Pool				XXX				XXX	XXX										
3599999. Total Certified - Affiliates - Other (Non-U.S.)				XXX				XXX	XXX										
3699999. Total Certified - Affiliates				XXX				XXX	XXX										
4299999. Total Certified Excluding Protected Cells (Sum of 3699999, 3799999, 3899999, 3999999 and 4099999)				XXX				XXX	XXX										
4699999. Total Reciprocal Jurisdiction - Affiliates - U.S. Non-Pool				XXX	XXX	XXX	XXX	XXX	XXX	XXX	XXX	XXX	XXX	XXX	XXX	XXX	XXX	XXX	
4999999. Total Reciprocal Jurisdiction - Affiliates - Other (Non-U.S.)				XXX	XXX	XXX	XXX	XXX	XXX	XXX	XXX	XXX	XXX	XXX	XXX	XXX	XXX	XXX	
5099999. Total Reciprocal Jurisdiction - Affiliates				XXX	XXX	XXX	XXX	XXX	XXX	XXX	XXX	XXX	XXX	XXX	XXX	XXX	XXX	XXX	
5699999. Total Reciprocal Jurisdiction Excluding Protected Cells (Sum of 5099999, 5199999, 5299999, 5399999 and 5499999)				XXX	XXX	XXX	XXX	XXX	XXX	XXX	XXX	XXX	XXX	XXX	XXX	XXX	XXX	XXX	
5799999. Total Authorized, Unauthorized, Reciprocal Jurisdiction and Certified Excluding Protected Cells (Sum of 1499999, 2899999, 4299999 and 5699999)				XXX				XXX	XXX										
5899999. Total Protected Cells (Sum of 1399999, 2799999, 4199999 and 5599999)				XXX				XXX	XXX										
9999999 Totals				XXX				XXX	XXX										

ANNUAL STATEMENT FOR THE YEAR 2024 OF THE NATIONWIDE INSURANCE COMPANY OF FLORIDA

SCHEDULE F - PART 3 (Continued)

Ceded Reinsurance as of December 31, Current Year (\$000 Omitted)
(Total Provision for Reinsurance)

ID Number From Col. 1	Name of Reinsurer From Col. 3	70 20% of Recoverable on Paid Losses & LAE Over 90 Days past Due Amounts Not in Dispute (Col. 47 * 20%)	Provision for Unauthorized Reinsurance		Provision for Overdue Authorized and Reciprocal Jurisdiction Reinsurance		Total Provision for Reinsurance			
			71	72	73 Complete if Col. 52 = "Yes"; Otherwise Enter 0 20% of Recoverable on Paid Losses & LAE Over 90 Days Past Due Amounts Not in Dispute + 20% of Amounts in Dispute ([Col. 47 * 20%] + [Col. 45 * 20%])	74 Complete if Col. 52 = "No"; Otherwise Enter 0 Greater of 20% of Net Recoverable Net of Funds Held & Collateral, or 20% of Recoverable on Paid Losses & LAE Over 90 Days Past Due (Greater of Col. 26 * 20% or Cols. [40 + 41] * 20%)	75 Provision for Amounts Ceded to Authorized and Reciprocal Jurisdiction Reinsurers (Cols. 73 + 74)	76 Provision for Amounts Ceded to Unauthorized Reinsurers (Cols. 71 + 72 Not in Excess of Col. 15)	77 Provision for Amounts Ceded to Certified Reinsurers (Cols. 64 + 69)	78 Total Provision for Reinsurance (Cols. 75 + 76 + 77)
31-4177100 ..	Nationwide Mutual Insurance Company		XXX	XXX				XXX	XXX	
0199999. Total Authorized - Affiliates - U.S. Intercompany Pooling			XXX	XXX				XXX	XXX	
0499999. Total Authorized - Affiliates - U.S. Non-Pool			XXX	XXX				XXX	XXX	
0799999. Total Authorized - Affiliates - Other (Non-U.S.)			XXX	XXX				XXX	XXX	
0899999. Total Authorized - Affiliates			XXX	XXX				XXX	XXX	
05-0316605 ..	Factory Mutual Insurance Company		XXX	XXX				XXX	XXX	
13-2673100 ..	General Reinsurance Corporation		XXX	XXX				XXX	XXX	
06-0384680 ..	Hartford Steam Boiler Inspec and Ins Company		XXX	XXX				XXX	XXX	
0999999. Total Authorized - Other U.S. Unaffiliated Insurers			XXX	XXX				XXX	XXX	
AA-9991500 ..	Illinois Mine Subsidence Fund		XXX	XXX				XXX	XXX	
AA-9991501 ..	Indiana Mine Subsidence Fund		XXX	XXX				XXX	XXX	
AA-9991159 ..	Michigan Catastrophic Claims Assn		XXX	XXX				XXX	XXX	
AA-9991503 ..	Ohio Mine Subsidence Fund		XXX	XXX				XXX	XXX	
1099999. Total Authorized - Pools - Mandatory Pools			XXX	XXX				XXX	XXX	
1499999. Total Authorized Excluding Protected Cells (Sum of 0899999, 0999999, 1099999, 1199999 and 1299999)			XXX	XXX				XXX	XXX	
1899999. Total Unauthorized - Affiliates - U.S. Non-Pool					XXX	XXX	XXX		XXX	
2199999. Total Unauthorized - Affiliates - Other (Non-U.S.)					XXX	XXX	XXX		XXX	
2299999. Total Unauthorized - Affiliates					XXX	XXX	XXX		XXX	
2899999. Total Unauthorized Excluding Protected Cells (Sum of 2299999, 2399999, 2499999, 2599999 and 2699999)					XXX	XXX	XXX		XXX	
3299999. Total Certified - Affiliates - U.S. Non-Pool	XXX	XXX	XXX	XXX	XXX	XXX	XXX	XXX		
3599999. Total Certified - Affiliates - Other (Non-U.S.)	XXX	XXX	XXX	XXX	XXX	XXX	XXX	XXX		
3699999. Total Certified - Affiliates	XXX	XXX	XXX	XXX	XXX	XXX	XXX	XXX		
4299999. Total Certified Excluding Protected Cells (Sum of 3699999, 3799999, 3899999, 3999999 and 4099999)	XXX	XXX	XXX	XXX	XXX	XXX	XXX	XXX		
4699999. Total Reciprocal Jurisdiction - Affiliates - U.S. Non-Pool			XXX	XXX				XXX	XXX	
4999999. Total Reciprocal Jurisdiction - Affiliates - Other (Non-U.S.)			XXX	XXX				XXX	XXX	
5099999. Total Reciprocal Jurisdiction - Affiliates			XXX	XXX				XXX	XXX	
5699999. Total Reciprocal Jurisdiction Excluding Protected Cells (Sum of 5099999, 5199999, 5299999, 5399999 and 5499999)			XXX	XXX				XXX	XXX	
5799999. Total Authorized, Unauthorized, Reciprocal Jurisdiction and Certified Excluding Protected Cells (Sum of 1499999, 2899999, 4299999 and 5699999)										
5899999. Total Protected Cells (Sum of 1399999, 2799999, 4199999 and 5599999)										
9999999 Totals										

ANNUAL STATEMENT FOR THE YEAR 2024 OF THE NATIONWIDE INSURANCE COMPANY OF FLORIDA

SCHEDULE F - PART 4

Issuing or Confirming Banks for Letters of Credit from Schedule F, Part 3 (\$000 Omitted)

1 Issuing or Confirming Bank Reference Number Used in Col. 23 of Sch F Part 3	2 Letters of Credit Code	3 American Bankers Association (ABA) Routing Number	4 Issuing or Confirming Bank Name	5 Letters of Credit Amount
			NONE	
Total				

ANNUAL STATEMENT FOR THE YEAR 2024 OF THE NATIONWIDE INSURANCE COMPANY OF FLORIDA

SCHEDULE F - PART 5

Interrogatories for Schedule F, Part 3 (000 Omitted)

A. Report the five largest provisional commission rates included in the cedant's reinsurance treaties. The commission rate to be reported is by contract with ceded premium in excess of \$50,000:

	1	2	3
	Name of Reinsurer	Commission Rate	Ceded Premium
1.			
2.			
3.			
4.			
5.			

B. Report the five largest reinsurance recoverables reported in Schedule F, Part 3, Column 15, due from any one reinsurer (based on the total recoverables, Schedule F, Part 3,Line 9999999, Column 15), the amount of ceded premium, and indicate whether the recoverables are due from an affiliated insurer.

	1	2	3	4
	Name of Reinsurer	Total Recoverables	Ceded Premiums	Affiliated
6.	Nationwide Mutual Insurance Company	97,022	68,916	Yes [X] No []
7.	Hartford Steam Boiler Inspec and Ins	1,177	2,281	Yes [] No [X]
8.	General Reinsurance Corp	72	101	Yes [] No [X]
9.	Factory Mutual Insurance Company	7		Yes [] No [X]
10.				Yes [] No []

NOTE: Disclosure of the five largest provisional commission rates should exclude mandatory pools and joint underwriting associations.

ANNUAL STATEMENT FOR THE YEAR 2024 OF THE NATIONWIDE INSURANCE COMPANY OF FLORIDA			
SCHEDULE F - PART 6			
Restatement of Balance Sheet to Identify Net Credit for Reinsurance			
	1 As Reported (Net of Ceded)	2 Restatement Adjustments	3 Restated (Gross of Ceded)
ASSETS (Page 2, Col. 3)			
1. Cash and invested assets (Line 12)	24,872,213		24,872,213
2. Premiums and considerations (Line 15)	21,977,867		21,977,867
3. Reinsurance recoverable on loss and loss adjustment expense payments (Line 16.1)	4,510,012	(4,510,009)	3
4. Funds held by or deposited with reinsured companies (Line 16.2)			
5. Other assets	8,087,257	323	8,087,580
6. Net amount recoverable from reinsurers		70,572,303	70,572,303
7. Protected cell assets (Line 27)			
8. Totals (Line 28)	59,447,349	66,062,617	125,509,966
LIABILITIES (Page 3)			
9. Losses and loss adjustment expenses (Lines 1 through 3)		56,426,724	56,426,724
10. Taxes, expenses, and other obligations (Lines 4 through 8)	257,243	1,745,185	2,002,428
11. Unearned premiums (Line 9)		35,595,566	35,595,566
12. Advance premiums (Line 10)			
13. Dividends declared and unpaid (Line 11.1 and 11.2)			
14. Ceded reinsurance premiums payable (net of ceding commissions (Line 12)	27,710,154	(27,704,858)	5,296
15. Funds held by company under reinsurance treaties (Line 13)			
16. Amounts withheld or retained by company for account of others (Line 14)			
17. Provision for reinsurance (Line 16)			
18. Other liabilities	6,754,027		6,754,027
19. Total liabilities excluding protected cell business (Line 26)	34,721,424	66,062,617	100,784,041
20. Protected cell liabilities (Line 27)			
21. Surplus as regards policyholders (Line 37)	24,725,925	XXX	24,725,925
22. Totals (Line 38)	59,447,349	66,062,617	125,509,966

NOTE: Is the restatement of this exhibit the result of grossing up balances ceded to affiliates under 100 percent reinsurance or pooling arrangements? Yes [☒] No [☐]

If yes, give full explanation: See Notes to Financial Statements #26

Schedule H - Part 1 - Analysis of Underwriting Operations
N O N E

Schedule H - Part 2 - Reserves and Liabilities
N O N E

Schedule H - Part 3 - Test of Prior Year's Claim Reserves and Liabilities
N O N E

Schedule H - Part 4 - Reinsurance
N O N E

Schedule H - Part 5 - Health Claims
N O N E

Schedule P - Part 1A - Homeowners/Farmowners

N O N E

Schedule P - Part 1B - Private Passenger Auto Liability/Medical

N O N E

Schedule P - Part 1C - Commercial Auto/Truck Liability/Medical

N O N E

Schedule P - Part 1D - Workers' Compensation (Excluding Excess Workers' Compensation)

N O N E

Schedule P - Part 1E - Commercial Multiple Peril

N O N E

Schedule P - Part 1F - Section 1 - Medical Professional Liability - Occurrence

N O N E

Schedule P - Part 1F - Section 2 - Medical Professional Liability - Claims-Made

N O N E

Schedule P - Part 1G - Special Liability (Ocean Marine, Aircraft (all perils), Boiler and Machinery)

N O N E

Schedule P - Part 1H - Section 1 - Other Liability - Occurrence

N O N E

Schedule P - Part 1H - Section 2 - Other Liability - Claims-Made

N O N E

Schedule P - Part 1I - Special Property (Fire, Allied Lines...)

N O N E

Schedule P - Part 1J - Auto Physical Damage

N O N E

Schedule P - Part 1K - Fidelity/Surety

N O N E

Schedule P - Part 1L - Other (Including Credit, Accident and Health)

N O N E

Schedule P - Part 1M - International

NONE

Schedule P - Part 1N - Reinsurance - Nonproportional Assumed Property

NONE

Schedule P - Part 1O - Reinsurance - Nonproportional Assumed Liability

NONE

Schedule P - Part 1P - Reinsurance - Nonproportional Assumed Financial Lines

NONE

Schedule P - Part 1R - Section 1 - Products Liability - Occurrence

NONE

Schedule P - Part 1R - Section 2 - Products Liability - Claims-Made

NONE

Schedule P - Part 1S - Financial Guaranty/Mortgage Guaranty

NONE

Schedule P - Part 1T - Warranty

NONE

Schedule P - Part 1U - Pet Insurance Plans

NONE

Schedule P - Part 2A - Homeowners/Farmowners

NONE

Schedule P - Part 2B - Private Passenger Auto Liability/Medical

NONE

Schedule P - Part 2C - Commercial Auto/Truck Liability/Medical

NONE

Schedule P - Part 2D - Workers' Compensation (Excluding Excess Workers' Compensation)

NONE

Schedule P - Part 2E - Commercial Multiple Peril

NONE

Schedule P - Part 2F - Section 1 - Medical Professional Liability - Occurrence

N O N E

Schedule P - Part 2F - Section 2 - Medical Professional Liability - Claims-Made

N O N E

Schedule P - Part 2G - Special Liability (Ocean Marine, Aircraft (all perils), Boiler and Machinery)

N O N E

Schedule P - Part 2H - Section 1 - Other Liability - Occurrence

N O N E

Schedule P - Part 2H - Section 2- Other Liability - Claims-Made

N O N E

Schedule P - Part 2I - Special Property

N O N E

Schedule P - Part 2J - Auto Physical Damage

N O N E

Schedule P - Part 2K - Fidelity/Surety

N O N E

Schedule P - Part 2L - Other (Including Credit, Accident and Health)

N O N E

Schedule P - Part 2M - International

N O N E

Schedule P - Part 2N - Reinsurance - Nonproportional Assumed Property

N O N E

Schedule P - Part 2O - Reinsurance - Nonproportional Assumed Liability

N O N E

Schedule P - Part 2P - Reinsurance - Nonproportional Assumed Financial Lines

N O N E

Schedule P - Part 2R - Section 1 - Products Liability - Occurrence

N O N E

Schedule P - Part 2R - Section 2 - Products Liability - Claims-Made

N O N E

Schedule P - Part 2S - Financial Guaranty/Mortgage Guaranty

N O N E

Schedule P - Part 2T - Warranty

N O N E

Schedule P - Part 2U - Pet Insurance Plans

N O N E

Schedule P - Part 3A - Homeowners/Farmowners

N O N E

Schedule P - Part 3B - Private Passenger Auto Liability/Medical

N O N E

Schedule P - Part 3C - Commercial Auto/Truck Liability/Medical

N O N E

Schedule P - Part 3D - Workers' Compensation (Excluding Excess Workers' Compensation)

N O N E

Schedule P - Part 3E - Commercial Multiple Peril

N O N E

Schedule P - Part 3F - Section 1 - Medical Professional Liability - Occurrence

N O N E

Schedule P - Part 3F - Section 2 - Medical Professional Liability - Claims-Made

N O N E

Schedule P - Part 3G - Special Liability

N O N E

Schedule P - Part 3H - Section 1 - Other Liability - Occurrence

N O N E

Schedule P - Part 3H - Section 2 - Other Liability - Claims-Made

N O N E

Schedule P - Part 3I - Special Property

N O N E

Schedule P - Part 3J - Auto Physical Damage

N O N E

Schedule P - Part 3K - Fidelity/Surety

N O N E

Schedule P - Part 3L - Other (Including Credit, Accident and Health)

N O N E

Schedule P - Part 3M - International

N O N E

Schedule P - Part 3N - Reinsurance - Nonproportional Assumed Property

N O N E

Schedule P - Part 3O - Reinsurance - Nonproportional Assumed Liability

N O N E

Schedule P - Part 3P - Reinsurance - Nonproportional Assumed Financial Lines

N O N E

Schedule P - Part 3R - Section 1 - Product Liability - Occurrence

N O N E

Schedule P - Part 3R - Section 2 - Product Liability - Claims-Made

N O N E

Schedule P - Part 3S - Financial Guaranty/Mortgage Guaranty

N O N E

Schedule P - Part 3T - Warranty

N O N E

Schedule P - Part 3U - Pet Insurance Plans

N O N E

Schedule P - Part 4A - Homeowners/Farmowners

N O N E

Schedule P - Part 4B - Private Passenger Auto Liability/Medical
N O N E

Schedule P - Part 4C - Commercial Auto/Truck Liability/Medical
N O N E

Schedule P - Part 4D - Workers' Compensation (Excluding Excess Workers' Compensation)
N O N E

Schedule P - Part 4E - Commercial Multiple Peril
N O N E

Schedule P - Part 4F - Section 1 - Medical Professional Liability - Occurrence
N O N E

Schedule P - Part 4F - Section 2 - Medical Professional Liability - Claims-Made
N O N E

Schedule P - Part 4G - Special Liability
N O N E

Schedule P - Part 4H - Section 1 - Other Liability - Occurrence
N O N E

Schedule P - Part 4H - Section 2 - Other Liability - Claims-Made
N O N E

Schedule P - Part 4I - Special Property
N O N E

Schedule P - Part 4J - Auto Physical Damage
N O N E

Schedule P - Part 4K - Fidelity/Surety
N O N E

Schedule P - Part 4L - Other (Including Credit, Accident and Health)
N O N E

Schedule P - Part 4M - International
N O N E

Schedule P - Part 4N - Reinsurance - Nonproportional Assumed Property
N O N E

Schedule P - Part 4O - Reinsurance - Nonproportional Assumed Liability
N O N E

Schedule P - Part 4P - Reinsurance - Nonproportional Assumed Financial Lines
N O N E

Schedule P - Part 4R - Section 1 - Products Liability - Occurrence
N O N E

Schedule P - Part 4R - Section 2 - Products Liability - Claims-Made
N O N E

Schedule P - Part 4S - Financial Guaranty/Mortgage Guaranty
N O N E

Schedule P - Part 4T - Warranty
N O N E

Schedule P - Part 4U - Pet Insurance Plans
N O N E

Schedule P - Part 5A - Homeowners/Farmowners - Section 1
N O N E

Schedule P - Part 5A - Homeowners/Farmowners - Section 2
N O N E

Schedule P - Part 5A - Homeowners/Farmowners - Section 3
N O N E

Schedule P - Part 5B - Private Passenger Auto Liability/Medical - Section 1
N O N E

Schedule P - Part 5B - Private Passenger Auto Liability/Medical - Section 2
N O N E

Schedule P - Part 5B - Private Passenger Auto Liability/Medical - Section 3
N O N E

Schedule P - Part 5C - Commercial Auto/Truck Liability/Medical - Section 1
N O N E

Schedule P - Part 5C - Commercial Auto/Truck Liability/Medical - Section 2
N O N E

Schedule P - Part 5C - Commercial Auto/Truck Liability/Medical - Section 3
N O N E

Schedule P-Part 5D-Workers' Compensation (Excluding Excess Workers' Compensation)-Section 1
N O N E

Schedule P-Part 5D-Workers' Compensation (Excluding Excess Workers' Compensation)-Section 2
N O N E

Schedule P-Part 5D-Workers' Compensation (Excluding Excess Workers' Compensation)-Section 3
N O N E

Schedule P - Part 5E - Commercial Multiple Peril - Section 1
N O N E

Schedule P - Part 5E - Commercial Multiple Peril - Section 2
N O N E

Schedule P - Part 5E - Commercial Multiple Peril - Section 3
N O N E

Schedule P - Part 5F - Medical Professional Liability - Occurrence - Section 1A
N O N E

Schedule P - Part 5F - Medical Professional Liability - Occurrence - Section 2A
N O N E

Schedule P - Part 5F - Medical Professional Liability - Occurrence - Section 3A
N O N E

Schedule P - Part 5F - Medical Professional Liability - Claims-Made - Section 1B
N O N E

Schedule P - Part 5F - Medical Professional Liability - Claims-Made - Section 2B
N O N E

Schedule P - Part 5F - Medical Professional Liability - Claims-Made - Section 3B

N O N E

Schedule P - Part 5H - Other Liability - Occurrence - Section 1A

N O N E

Schedule P - Part 5H - Other Liability - Occurrence - Section 2A

N O N E

Schedule P - Part 5H - Other Liability - Occurrence - Section 3A

N O N E

Schedule P - Part 5H - Other Liability - Claims-Made - Section 1B

N O N E

Schedule P - Part 5H - Other Liability - Claims-Made - Section 2B

N O N E

Schedule P - Part 5H - Other Liability - Claims-Made - Section 3B

N O N E

Schedule P - Part 5R - Products Liability - Occurrence - Section 1A

N O N E

Schedule P - Part 5R - Products Liability - Occurrence - Section 2A

N O N E

Schedule P - Part 5R - Products Liability - Occurrence - Section 3A

N O N E

Schedule P - Part 5R - Products Liability - Claims-Made - Section 1B

N O N E

Schedule P - Part 5R - Products Liability - Claims-Made - Section 2B

N O N E

Schedule P - Part 5R - Products Liability - Claims-Made - Section 3B

N O N E

Schedule P - Part 5T - Warranty - Section 1

N O N E

Schedule P - Part 5T - Warranty - Section 2

N O N E

Schedule P - Part 5T - Warranty - Section 3

N O N E

Schedule P - Part 6C - Commercial Auto/Truck Liability/Medical - Section 1

N O N E

Schedule P - Part 6C - Commercial Auto/Truck Liability/Medical - Section 2

N O N E

Schedule P-Part 6D-Workers' Compensation (Excluding Excess Workers' Compensation)-Section 1

N O N E

Schedule P-Part 6D-Workers' Compensation (Excluding Excess Workers' Compensation)-Section 2

N O N E

Schedule P - Part 6E - Commercial Multiple Peril - Section 1

N O N E

Schedule P - Part 6E - Commercial Multiple Peril - Section 2

N O N E

Schedule P - Part 6H - Other Liability - Occurrence - Section 1A

N O N E

Schedule P - Part 6H - Other Liability - Occurrence - Section 2A

N O N E

Schedule P - Part 6H - Other Liability - Claims-Made - Section 1B

N O N E

Schedule P - Part 6H - Other Liability - Claims-Made - Section 2B

N O N E

Schedule P - Part 6M - International - Section 1

N O N E

Schedule P - Part 6M - International - Section 2

N O N E

Schedule P - Part 6N- Reinsurance A - Nonproportional Assumed Property - Section 1
N O N E

Schedule P - Part 6N- Reinsurance A - Nonproportional Assumed Property - Section 2
N O N E

Schedule P - Part 6O - Reinsurance B - Nonproportional Liability - Section 1
N O N E

Schedule P - Part 6O - Reinsurance B - Nonproportional Assumed Liability - Section 2
N O N E

Schedule P - Part 6R - Products Liability - Occurrence - Section 1A
N O N E

Schedule P - Part 6R - Products Liability - Occurrence - Section 2A
N O N E

Schedule P - Part 6R - Products Liability - Claims-Made - Section 1B
N O N E

Schedule P - Part 6R - Products Liability - Claims-Made - Section 2B
N O N E

Schedule P - Part 7A - Section 1 - Primary Loss Sensitive Contracts
N O N E

Schedule P - Part 7A - Section 2 - Primary Loss Sensitive Contracts
N O N E

Schedule P - Part 7A - Section 3 - Primary Loss Sensitive Contracts
N O N E

Schedule P - Part 7A - Section 4 - Primary Loss Sensitive Contracts
N O N E

Schedule P - Part 7A - Section 5 - Primary Loss Sensitive Contracts
N O N E

Schedule P - Part 7B - Section 1 - Reinsurance Loss Sensitive Contracts
N O N E

Schedule P - Part 7B - Section 2 - Reinsurance Loss Sensitive Contracts
N O N E

Schedule P - Part 7B - Section 3 - Reinsurance Loss Sensitive Contracts
N O N E

Schedule P - Part 7B - Section 4 - Reinsurance Loss Sensitive Contracts
N O N E

Schedule P - Part 7B - Section 5 - Reinsurance Loss Sensitive Contracts
N O N E

Schedule P - Part 7B - Section 6 - Reinsurance Loss Sensitive Contracts
N O N E

Schedule P - Part 7B - Section 7 - Reinsurance Loss Sensitive Contracts
N O N E

ANNUAL STATEMENT FOR THE YEAR 2024 OF THE NATIONWIDE INSURANCE COMPANY OF FLORIDA

SCHEDULE P INTERROGATORIES

1. The following questions relate to yet-to-be-issued Extended Reporting Endorsements (EREs) arising from Death, Disability, or Retirement (DDR) provisions in Medical Professional Liability Claims Made insurance policies. EREs provided for reasons other than DDR are not to be included.
- 1.1 Does the company issue Medical Professional Liability Claims Made insurance policies that provide tail (also known as an extended reporting endorsement, or “ERE”) benefits in the event of Death, Disability, or Retirement (DDR) at a reduced charge or at no additional cost? Yes [] No [X]
If the answer to question 1.1 is “no”, leave the following questions blank. If the answer to question 1.1 is “yes”, please answer the following questions:
- 1.2 What is the total amount of the reserve for that provision (DDR Reserve), as reported, explicitly or not, elsewhere in this statement (in dollars)?\$
- 1.3 Does the company report any DDR reserve as Unearned Premium Reserve per SSAP #65? Yes [] No []
- 1.4 Does the company report any DDR reserve as loss or loss adjustment expense reserve? Yes [] No []
- 1.5 If the company reports DDR reserve as Unearned Premium Reserve, does that amount match the figure on the Underwriting and Investment Exhibit, Part 1A - Recapitulation of all Premiums (Page 7) Column 2, Lines 11.1 plus 11.2? Yes [] No [] N/A []
- 1.6 If the company reports DDR reserve as loss or loss adjustment expense reserve, please complete the following table corresponding to where these reserves are reported in Schedule P:

Years in Which Premiums Were Earned and Losses Were Incurred		DDR Reserve Included in Schedule P, Part 1F, Medical Professional Liability Column 24: Total Net Losses and Expenses Unpaid	
		1 Section 1: Occurrence	2 Section 2: Claims-Made
1.601	Prior		
1.602	2015		
1.603	2016		
1.604	2017		
1.605	2018		
1.606	2019		
1.607	2020		
1.608	2021		
1.609	2022		
1.610	2023		
1.611	2024		
1.612	Totals		

2. The definition of allocated loss adjustment expenses (ALAE) and, therefore, unallocated loss adjustment expenses (ULAE) was changed effective January 1, 1998. This change in definition applies to both paid and unpaid expenses. Are these expenses (now reported as “Defense and Cost Containment” and “Adjusting and Other”) reported in compliance with these definitions in this statement? Yes [X] No []
3. The Adjusting and Other expense payments and reserves should be allocated to the years in which the losses were incurred based on the number of claims reported, closed and outstanding in those years. When allocating Adjusting and Other expense between companies in a group or a pool, the Adjusting and Other expense should be allocated in the same percentage used for the loss amounts and the claim counts. For reinsurers, Adjusting and Other expense assumed should be reported according to the reinsurance contract. For Adjusting and Other expense incurred by reinsurers, or in those situations where suitable claim count information is not available, Adjusting and Other expense should be allocated by a reasonable method determined by the company and described in Interrogatory 7, below. Are they so reported in this Statement? Yes [X] No []
4. Do any lines in Schedule P include reserves that are reported gross of any discount to present value of future payments, and that are reported net of such discounts on Page 10? Yes [] No [X]

If yes, proper disclosure must be made in the Notes to Financial Statements, as specified in the Instructions. Also, the discounts must be reported in Schedule P - Part 1, Columns 32 and 33. Schedule P must be completed gross of non-tabular discounting. Work papers relating to discount calculations must be available for examination upon request.
Discounting is allowed only if expressly permitted by the state insurance department to which this Annual Statement is being filed.
5. What were the net premiums in force at the end of the year for:
(in thousands of dollars)

5.1 Fidelity
5.2 Surety
6. Claim count information is reported per claim or per claimant (Indicate which) per claim.....
If not the same in all years, explain in Interrogatory 7.
- 7.1 The information provided in Schedule P will be used by many persons to estimate the adequacy of the current loss and expense reserves, among other things. Are there any especially significant events, coverage, retention or accounting changes that have occurred that must be considered when making such analyses? Yes [] No [X]
- 7.2 (An extended statement may be attached.)
.....

SCHEDULE T - PART 2
INTERSTATE COMPACT - EXHIBIT OF PREMIUMS WRITTEN

Allocated by States and Territories

			Direct Business Only			
			1	2	3	4
States, Etc.			Life (Group and Individual)	Annuities (Group and Individual)	Disability Income (Group and Individual)	Long-Term Care (Group and Individual)
			5			6
			Deposit-Type Contracts			Totals
1.	Alabama	AL				
2.	Alaska	AK				
3.	Arizona	AZ				
4.	Arkansas	AR				
5.	California	CA				
6.	Colorado	CO				
7.	Connecticut	CT				
8.	Delaware	DE				
9.	District of Columbia	DC				
10.	Florida	FL				
11.	Georgia	GA				
12.	Hawaii	HI				
13.	Idaho	ID				
14.	Illinois	IL				
15.	Indiana	IN				
16.	Iowa	IA				
17.	Kansas	KS				
18.	Kentucky	KY				
19.	Louisiana	LA				
20.	Maine	ME				
21.	Maryland	MD				
22.	Massachusetts	MA				
23.	Michigan	MI				
24.	Minnesota	MN				
25.	Mississippi	MS				
26.	Missouri	MO				
27.	Montana	MT				
28.	Nebraska	NE				
29.	Nevada	NV				
30.	New Hampshire	NH				
31.	New Jersey	NJ				
32.	New Mexico	NM				
33.	New York	NY				
34.	North Carolina	NC				
35.	North Dakota	ND				
36.	Ohio	OH				
37.	Oklahoma	OK				
38.	Oregon	OR				
39.	Pennsylvania	PA				
40.	Rhode Island	RI				
41.	South Carolina	SC				
42.	South Dakota	SD				
43.	Tennessee	TN				
44.	Texas	TX				
45.	Utah	UT				
46.	Vermont	VT				
47.	Virginia	VA				
48.	Washington	WA				
49.	West Virginia	WV				
50.	Wisconsin	WI				
51.	Wyoming	WY				
52.	American Samoa	AS				
53.	Guam	GU				
54.	Puerto Rico	PR				
55.	U.S. Virgin Islands	VI				
56.	Northern Mariana Islands	MP				
57.	Canada	CAN				
58.	Aggregate Other Alien	OT				
59.	Total					

NONE

ANNUAL STATEMENT FOR THE YEAR 2024 OF THE NATIONWIDE INSURANCE COMPANY OF FLORIDA

SCHEDULE Y

PART 1A - DETAIL OF INSURANCE HOLDING COMPANY SYSTEM

1	2	3	4	5	6	7	8	9	10	11	12	13	14	15	16
Group Code	Group Name	NAIC Company Code	ID Number	Federal RSSD	CIK	Name of Securities Exchange if Publicly Traded (U.S. or International)	Names of Parent, Subsidiaries Or Affiliates	Domi-ciliary Location	Relation-ship to Reporting Entity	Directly Controlled by (Name of Entity/Person)	Type of Control (Ownership, Board, Management, Attorney-in-Fact, Influence, Other)	If Control is Ownership Provide Percen-tage	Ultimate Controlling Entity(ies)/Person(s)	Is an SCA Filing Re-quired? (Yes/No)	*
. 0140 ...	Nationwide	31-1486309	10 W. Nationwide, LLC OH.....	NIA.....	Nationwide Realty Investors, Ltd.	Ownership.....	100.000 ...	Nationwide Mutual Insurance Company NO.....
. 0140 ...	Nationwide	31-1486309	100 Green Meadows Drive, LLC OH.....	NIA.....	Nationwide Realty Investors, Ltd.	Ownership.....	100.000 ...	Nationwide Mutual Insurance Company NO.....
. 0140 ...	Nationwide	31-1486309	1000 Yard Street, LLC OH.....	NIA.....	Nationwide Realty Investors, Ltd.	Ownership.....	100.000 ...	Nationwide Mutual Insurance Company NO.....
. 0140 ...	Nationwide	31-1486309	1050 Yard Street, LLC OH.....	NIA.....	Nationwide Realty Investors, Ltd.	Ownership.....	100.000 ...	Nationwide Mutual Insurance Company NO.....
. 0140 ...	Nationwide	20-4939866	1055 Yard Street, LLC OH.....	NIA.....	GVY Residential, LLC	Ownership.....	100.000 ...	Nationwide Mutual Insurance Company NO.....
. 0140 ...	Nationwide	31-1486309	1125 Rail Street, LLC OH.....	NIA.....	Nationwide Realty Investors, Ltd.	Ownership.....	100.000 ...	Nationwide Mutual Insurance Company NO.....
. 0140 ...	Nationwide	31-1733036	120 Acre Partners, LLC DE.....	NIA.....	Nationwide Realty Investors, Ltd.	Ownership.....	95.000 ...	Nationwide Mutual Insurance Company NO.....
. 0140 ...	Nationwide	20-4939866	1125 Yard Street, LLC OH.....	NIA.....	NRI Equity Land Investments, LLC	Ownership.....	100.000 ...	Nationwide Mutual Insurance Company NO.....
. 0140 ...	Nationwide	20-4939867	1175 Bobcat, LLC OH.....	NIA.....	NRI Equity Land Investments, LLC	Ownership.....	100.000 ...	Nationwide Mutual Insurance Company NO.....
. 0140 ...	Nationwide	26-2451988	1492 Capital, LLC OH.....	NIA.....	Nationwide Mutual Insurance Company	Ownership.....	100.000 ...	Nationwide Mutual Insurance Company NO.....
. 0140 ...	Nationwide	31-1486309	111 Rivulon Boulevard, LLC OH.....	NIA.....	NRI-Rivulon, LLC	Ownership.....	100.000 ...	Nationwide Mutual Insurance Company NO.....
. 0140 ...	Nationwide	31-1486309	155 Rivulon Boulevard, LLC OH.....	NIA.....	NRI-Rivulon, LLC	Ownership.....	100.000 ...	Nationwide Mutual Insurance Company NO.....
. 0140 ...	Nationwide	31-1486309	161 Rivulon Boulevard, LLC OH.....	NIA.....	NRI-Rivulon, LLC	Ownership.....	100.000 ...	Nationwide Mutual Insurance Company NO.....
. 0140 ...	Nationwide	31-1580283	170 Marconi, LLC OH.....	NIA.....	NWD Investments, LLC	Ownership.....	100.000 ...	Nationwide Mutual Insurance Company NO.....
. 0140 ...	Nationwide	38-4118665	220 Vine St., LLC OH.....	NIA.....	NWD HP, LLC	Ownership.....	100.000 ...	Nationwide Mutual Insurance Company NO.....
. 0140 ...	Nationwide	31-1580283	245 Parks Edge Place, LLC OH.....	NIA.....	NWD Investments, LLC	Ownership.....	100.000 ...	Nationwide Mutual Insurance Company NO.....
. 0140 ...	Nationwide	31-1486309	275 Rivulon Boulevard, LLC OH.....	NIA.....	NRI-Rivulon, LLC	Ownership.....	100.000 ...	Nationwide Mutual Insurance Company NO.....
. 0140 ...	Nationwide	31-1486309	280 High Street, LLC OH.....	NIA.....	Nationwide Realty Investors, Ltd.	Ownership.....	100.000 ...	Nationwide Mutual Insurance Company NO.....
. 0140 ...	Nationwide	31-1486309	300 Rivulon Boulevard, LLC OH.....	NIA.....	NRI-Rivulon, LLC	Ownership.....	100.000 ...	Nationwide Mutual Insurance Company NO.....
. 0140 ...	Nationwide	31-1486309	310 Rivulon Boulevard, LLC OH.....	NIA.....	NRI-Rivulon, LLC	Ownership.....	100.000 ...	Nationwide Mutual Insurance Company NO.....
. 0140 ...	Nationwide	31-1486309	343 N. Front, LLC OH.....	NIA.....	Nationwide Realty Investors, Ltd.	Ownership.....	100.000 ...	Nationwide Mutual Insurance Company NO.....
. 0140 ...	Nationwide	31-1486309	400 Rivulon Boulevard, LLC OH.....	NIA.....	NRI-Rivulon, LLC	Ownership.....	100.000 ...	Nationwide Mutual Insurance Company NO.....
. 0140 ...	Nationwide	31-1580283	400 West Nationwide Boulevard, LLC OH.....	NIA.....	NWD Investments, LLC	Ownership.....	100.000 ...	Nationwide Mutual Insurance Company NO.....
. 0140 ...	Nationwide	31-1486309	410 Rivulon Boulevard, LLC OH.....	NIA.....	NRI-Rivulon, LLC	Ownership.....	100.000 ...	Nationwide Mutual Insurance Company NO.....
. 0140 ...	Nationwide	31-1580283	425 West Nationwide Boulevard, LLC OH.....	NIA.....	NWD Investments, LLC	Ownership.....	100.000 ...	Nationwide Mutual Insurance Company NO.....
. 0140 ...	Nationwide	31-1486309	44 Chestnut, LLC OH.....	NIA.....	Nationwide Realty Investors, Ltd.	Ownership.....	100.000 ...	Nationwide Mutual Insurance Company NO.....
. 0140 ...	Nationwide	38-4118665	500 Neil Avenue, LLC OH.....	NIA.....	NWD HP, LLC	Ownership.....	100.000 ...	Nationwide Mutual Insurance Company NO.....
. 0140 ...	Nationwide	38-4118665	515 Kilbourne Street, LLC OH.....	NIA.....	NWD HP, LLC	Ownership.....	100.000 ...	Nationwide Mutual Insurance Company NO.....
. 0140 ...	Nationwide	87-1954007	525 Cleveland Avenue, LLC OH.....	NIA.....	Nationwide Financial Services, Inc.	Ownership.....	100.000 ...	Nationwide Mutual Insurance Company NO.....
. 0140 ...	Nationwide	31-1486309	75 Rivulon Boulevard, LLC OH.....	NIA.....	NRI-Rivulon, LLC	Ownership.....	100.000 ...	Nationwide Mutual Insurance Company NO.....
. 0140 ...	Nationwide	20-4939866	775 Yard Street, LLC OH.....	NIA.....	NRI Equity Land Investments, LLC	Ownership.....	100.000 ...	Nationwide Mutual Insurance Company NO.....
. 0140 ...	Nationwide	20-4939866	777 Swan Street, LLC OH.....	NIA.....	NRI Equity Land Investments, LLC	Ownership.....	100.000 ...	Nationwide Mutual Insurance Company NO.....
. 0140 ...	Nationwide	20-4939866	780 Yard Street, LLC OH.....	NIA.....	NRI Equity Land Investments, LLC	Ownership.....	100.000 ...	Nationwide Mutual Insurance Company NO.....
. 0140 ...	Nationwide	20-4939866	795 Rail Street, LLC OH.....	NIA.....	NRI Equity Land Investments, LLC	Ownership.....	100.000 ...	Nationwide Mutual Insurance Company NO.....
. 0140 ...	Nationwide	20-4939866	800 Bobcat Avenue, LLC OH.....	NIA.....	NRI Equity Land Investments, LLC	Ownership.....	100.000 ...	Nationwide Mutual Insurance Company NO.....
. 0140 ...	Nationwide	20-4939866	800 Goodale Boulevard, LLC OH.....	NIA.....	NRI Equity Land Investments, LLC	Ownership.....	100.000 ...	Nationwide Mutual Insurance Company NO.....
. 0140 ...	Nationwide	20-4939866	800 Yard Street, LLC OH.....	NIA.....	NRI Equity Land Investments, LLC	Ownership.....	100.000 ...	Nationwide Mutual Insurance Company NO.....
. 0140 ...	Nationwide	20-4939866	805 Bobcat Avenue, LLC OH.....	NIA.....	GVY Residential, LLC	Ownership.....	100.000 ...	Nationwide Mutual Insurance Company NO.....
. 0140 ...	Nationwide	20-4939866	808 Yard Street, LLC OH.....	NIA.....	GVY Residential, LLC	Ownership.....	100.000 ...	Nationwide Mutual Insurance Company NO.....
. 0140 ...	Nationwide	20-4939866	820 Goodale Boulevard, LLC OH.....	NIA.....	NRI Equity Land Investments, LLC	Ownership.....	100.000 ...	Nationwide Mutual Insurance Company NO.....
. 0140 ...	Nationwide	20-4939866	822 Williams Avenue, LLC OH.....	NIA.....	GVY Residential, LLC	Ownership.....	100.000 ...	Nationwide Mutual Insurance Company NO.....
. 0140 ...	Nationwide	20-4939866	825 Junction Way, LLC OH.....	NIA.....	GVY Residential, LLC	Ownership.....	100.000 ...	Nationwide Mutual Insurance Company NO.....
. 0140 ...	Nationwide	20-4939866	828 Bobcat Avenue, LLC OH.....	NIA.....	NRI Equity Land Investments, LLC	Ownership.....	100.000 ...	Nationwide Mutual Insurance Company NO.....
. 0140 ...	Nationwide	20-4939866	840 Third Avenue, LLC OH.....	NIA.....	NRI Equity Land Investments, LLC	Ownership.....	100.000 ...	Nationwide Mutual Insurance Company NO.....
. 0140 ...	Nationwide	20-4939866	840 Yard Street, LLC OH.....	NIA.....	NRI Equity Land Investments, LLC	Ownership.....	100.000 ...	Nationwide Mutual Insurance Company NO.....
. 0140 ...	Nationwide	20-4939866	845 Yard Street, LLC OH.....	NIA.....	GVY Residential, LLC	Ownership.....	100.000 ...	Nationwide Mutual Insurance Company NO.....
. 0140 ...	Nationwide	20-4939866	855 Third Avenue, LLC OH.....	NIA.....	NRI Equity Land Investments, LLC	Ownership.....	100.000 ...	Nationwide Mutual Insurance Company NO.....
. 0140 ...	Nationwide	20-4939866	860 Third Avenue, LLC OH.....	NIA.....	NRI Equity Land Investments, LLC	Ownership.....	100.000 ...	Nationwide Mutual Insurance Company NO.....
. 0140 ...	Nationwide	20-4939866	875 First Avenue, LLC OH.....	NIA.....	GVY Residential, LLC	Ownership.....	100.000 ...	Nationwide Mutual Insurance Company NO.....

ANNUAL STATEMENT FOR THE YEAR 2024 OF THE NATIONWIDE INSURANCE COMPANY OF FLORIDA

SCHEDULE Y

PART 1A - DETAIL OF INSURANCE HOLDING COMPANY SYSTEM

1	2	3	4	5	6	7	8	9	10	11	12	13	14	15	16
Group Code	Group Name	NAIC Company Code	ID Number	Federal RSSD	CIK	Name of Securities Exchange if Publicly Traded (U.S. or International)	Names of Parent, Subsidiaries Or Affiliates	Domi-ciliary Location	Relation-ship to Reporting Entity	Directly Controlled by (Name of Entity/Person)	Type of Control (Ownership, Board, Management, Attorney-in-Fact, Influence, Other)	If Control is Ownership Provide Percentage	Ultimate Controlling Entity(ies)/Person(s)	Is an SCA Filing Re-quired? (Yes/No)	*
.0140	Nationwide		20-4939866				875 Junction Way, LLC	..OH.....	..NIA.....	NRI Equity Land Investments, LLC	Ownership.....	100.000	Nationwide Mutual Insurance CompanyNO.....	
.0140	Nationwide		20-4939866				880 Third Avenue, LLC	..OH.....	..NIA.....	NRI Equity Land Investments, LLC	Ownership.....	100.000	Nationwide Mutual Insurance CompanyNO.....	
.0140	Nationwide		20-4939866				880 Yard Street, LLC	..OH.....	..NIA.....	GVY Residential, LLC	Ownership.....	100.000	Nationwide Mutual Insurance CompanyNO.....	
.0140	Nationwide		20-4939866				895 W. Third Avenue, LLC	..OH.....	..NIA.....	NRI Equity Land Investments, LLC	Ownership.....	100.000	Nationwide Mutual Insurance CompanyNO.....	
.0140	Nationwide		20-4939866				950 Dorchester Way, LLC	..OH.....	..NIA.....	GVY Residential, LLC	Ownership.....	100.000	Nationwide Mutual Insurance CompanyNO.....	
.0140	Nationwide		20-4939866				950 Goodale Boulevard, LLC	..OH.....	..NIA.....	NRI Equity Land Investments, LLC	Ownership.....	100.000	Nationwide Mutual Insurance CompanyNO.....	
.0140	Nationwide		31-1486309				960 Bobcat Avenue, LLC	..OH.....	..NIA.....	Nationwide Realty Investors, Ltd.	Ownership.....	100.000	Nationwide Mutual Insurance CompanyNO.....	
.0140	Nationwide		31-1486309				975 Rail Street, LLC	..OH.....	..NIA.....	Nationwide Realty Investors, Ltd.	Ownership.....	100.000	Nationwide Mutual Insurance CompanyNO.....	
.0140	Nationwide		31-1486309				995 Yard Street, LLC	..OH.....	..NIA.....	Nationwide Realty Investors, Ltd.	Ownership.....	100.000	Nationwide Mutual Insurance CompanyNO.....	
.0140	Nationwide		31-1486309				12062 Sycamore Trace, LLC	..OH.....	..NIA.....	Jerome Village Company, LLC	Ownership.....	100.000	Nationwide Mutual Insurance CompanyNO.....	
.0140	Nationwide		31-1486309				18615 Claret Drive, LLC	..OH.....	..NIA.....	NRI Cavasson, LLC	Ownership.....	100.000	Nationwide Mutual Insurance CompanyNO.....	
.0140	Nationwide		31-1486309				18655 Claret Drive, LLC	..OH.....	..NIA.....	NRI Cavasson, LLC	Ownership.....	100.000	Nationwide Mutual Insurance CompanyNO.....	
.0140	Nationwide		31-1486309				18700 Hayden Road, LLC	..OH.....	..NIA.....	NRI Cavasson, LLC	Ownership.....	100.000	Nationwide Mutual Insurance CompanyNO.....	
.0140	Nationwide		31-1486309				18750 Hayden Road, LLC	..OH.....	..NIA.....	NRI Cavasson, LLC	Ownership.....	100.000	Nationwide Mutual Insurance CompanyNO.....	
.0140	Nationwide		31-1580283				AD DORA, LLC	..OH.....	..NIA.....	NID Investments, LLC	Ownership.....	100.000	Nationwide Mutual Insurance CompanyNO.....	
.0140	Nationwide		31-1580283				ADTV, LLC	..OH.....	..NIA.....	NID Investments, LLC	Ownership.....	100.000	Nationwide Mutual Insurance CompanyNO.....	
.0140	Nationwide	10127	27-0114983				ALLIED Insurance Company of America	..OH.....	..IA.....	Nationwide Mutual Insurance Company	Ownership.....	100.000	Nationwide Mutual Insurance CompanyNO.....	
							ALLIED Property and Casualty Insurance Company	..IA.....	..IA.....	Nationwide Mutual Insurance Company	Ownership.....	100.000	Nationwide Mutual Insurance CompanyNO.....	
.0140	Nationwide	42579	42-1201931				ALLIED Texas Agency, Inc.	..TX.....	..IA.....	AMCO Insurance Company	Ownership.....	100.000	Nationwide Mutual Insurance CompanyNO.....	
.0140	Nationwide	19100	42-6054959				AMCO Insurance Company	..IA.....	..IA.....	Nationwide Mutual Insurance Company	Ownership.....	100.000	Nationwide Mutual Insurance CompanyNO.....	
.0140	Nationwide		59-1031596				American Marine Underwriters, Inc.	..FL.....	..NIA.....	Nationwide Mutual Insurance Company	Ownership.....	100.000	Nationwide Mutual Insurance CompanyNO.....	
.0140	Nationwide		81-4532504				American Tax Credit Fund 2017-A, LLC	..OH.....	..OTH.....	Nationwide Life Insurance Company	Other.....	0.010	Nationwide Mutual Insurance CompanyNO.....	1
.0140	Nationwide		82-2001573				American Tax Credit Fund 2017-B, LLC	..OH.....	..OTH.....	Nationwide Life Insurance Company	Other.....	0.010	Nationwide Mutual Insurance CompanyNO.....	1
.0140	Nationwide		82-4591498				American Tax Credit Fund 2018-A, LLC	..OH.....	..OTH.....	Nationwide Life Insurance Company	Other.....	0.010	Nationwide Mutual Insurance CompanyNO.....	1
.0140	Nationwide		83-0606592				American Tax Credit Fund 2018-B, LLC	..OH.....	..OTH.....	Nationwide Life Insurance Company	Other.....	0.010	Nationwide Mutual Insurance CompanyNO.....	1
.0140	Nationwide		83-0620232				American Tax Credit Fund 2018-C, LLC	..OH.....	..OTH.....	Nationwide Life Insurance Company	Other.....	0.010	Nationwide Mutual Insurance CompanyNO.....	1
.0140	Nationwide		83-3900932				American Tax Credit Fund 2019-A, LLC	..OH.....	..OTH.....	Nationwide Life Insurance Company	Other.....	0.010	Nationwide Mutual Insurance CompanyNO.....	1
.0140	Nationwide		83-3953721				American Tax Credit Fund 2019-B, LLC	..OH.....	..OTH.....	Nationwide Life Insurance Company	Other.....	0.010	Nationwide Mutual Insurance CompanyNO.....	1
.0140	Nationwide		84-3443067				American Tax Credit Fund 2020-A, LLC	..OH.....	..OTH.....	Nationwide Life Insurance Company	Other.....	0.010	Nationwide Mutual Insurance CompanyNO.....	1
.0140	Nationwide		85-2359702				American Tax Credit Fund 2020-B, LLC	..OH.....	..OTH.....	Nationwide Life Insurance Company	Other.....	0.010	Nationwide Mutual Insurance CompanyNO.....	1
							American Tax Credit Fund 2021-A, LLC (fka	..OH.....	..OTH.....	Nationwide Life Insurance Company	Other.....	0.010	Nationwide Mutual Insurance CompanyNO.....	1
.0140	Nationwide		85-2649655				American Tax Credit Fund 2020-C, LLC)	..OH.....	..OTH.....	Nationwide Life Insurance Company	Other.....	0.010	Nationwide Mutual Insurance CompanyNO.....	1
.0140	Nationwide		86-2502912				American Tax Credit Fund 2021-B, LLC	..OH.....	..OTH.....	Nationwide Life Insurance Company	Other.....	0.010	Nationwide Mutual Insurance CompanyNO.....	1
.0140	Nationwide		87-1349942				American Tax Credit Fund 2021-C, LLC	..OH.....	..OTH.....	Nationwide Life Insurance Company	Other.....	0.010	Nationwide Mutual Insurance CompanyNO.....	1
							American Tax Credit Fund 2023-B, LLC (fka	..OH.....	..OTH.....	Nationwide Life Insurance Company	Other.....	0.010	Nationwide Mutual Insurance CompanyNO.....	1
.0140	Nationwide		87-4753681				American Tax Credit Fund 2022-A, LLC)	..OH.....	..OTH.....	Nationwide Life Insurance Company	Other.....	0.010	Nationwide Mutual Insurance CompanyNO.....	1
							American Tax Credit Fund 2023-C, LLC (fka	..OH.....	..OTH.....	Nationwide Life Insurance Company	Other.....	0.010	Nationwide Mutual Insurance CompanyNO.....	1
.0140	Nationwide		87-4771309				American Tax Credit Fund 2022-B, LLC)	..OH.....	..OTH.....	Nationwide Life Insurance Company	Other.....	0.010	Nationwide Mutual Insurance CompanyNO.....	1
.0140	Nationwide		92-1389304				American Tax Credit Fund 2023-A, LLC	..OH.....	..OTH.....	Nationwide Life Insurance Company	Other.....	0.010	Nationwide Mutual Insurance CompanyNO.....	1
.0140	Nationwide		99-0672884				American Tax Credit Fund 2024-A, LLC	..OH.....	..OTH.....	Nationwide Life Insurance Company	Other.....	0.010	Nationwide Mutual Insurance CompanyNO.....	1
.0140	Nationwide		99-0698188				American Tax Credit Fund 2024-B, LLC	..OH.....	..NIA.....	Nationwide Life Insurance Company	Ownership.....	100.000	Nationwide Mutual Insurance CompanyNO.....	
.0140	Nationwide		31-1580283				Arena District CA 1, LLC	..OH.....	..NIA.....	NID Investments, LLC	Ownership.....	100.000	Nationwide Mutual Insurance CompanyNO.....	
			90-0280710				Arena District Owners Association	..OH.....	..OTH.....	Other non-Nationwide	Other.....	0.000	Other non-NationwideNO.....	2
.0140	Nationwide		31-1486309				Cavasson Hotel, LLC	..OH.....	..NIA.....	Cavasson Hotel Holdings, LLC	Ownership.....	100.000	Nationwide Mutual Insurance CompanyNO.....	
.0140	Nationwide		31-1486309				Cavasson Hotel Holdings, LLC	..OH.....	..NIA.....	NRI Cavasson, LLC	Ownership.....	100.000	Nationwide Mutual Insurance CompanyNO.....	
.0140	Nationwide		20-1618232				CNRI-Cannonsport Condominium, LLC	..OH.....	..NIA.....	CNRI-Cannonsport, LLC	Ownership.....	100.000	Nationwide Mutual Insurance CompanyNO.....	
.0140	Nationwide		20-1618232				CNRI-Cannonsport, LLC	..OH.....	..NIA.....	Nationwide Realty Investors, Ltd.	Ownership.....	100.000	Nationwide Mutual Insurance CompanyNO.....	
.0140	Nationwide	29262	74-1061659				Colonial County Mutual Insurance Company	..TX.....	..IA.....	Other non-Nationwide	Other.....	0.000	Other non-NationwideNO.....	2
.0140	Nationwide	18961	68-0066866				Crestbrook Insurance Company	..OH.....	..IA.....	Nationwide Mutual Insurance Company	Ownership.....	100.000	Nationwide Mutual Insurance CompanyNO.....	

ANNUAL STATEMENT FOR THE YEAR 2024 OF THE NATIONWIDE INSURANCE COMPANY OF FLORIDA

SCHEDULE Y

PART 1A - DETAIL OF INSURANCE HOLDING COMPANY SYSTEM

1	2	3	4	5	6	7	8	9	10	11	12	13	14	15	16
Group Code	Group Name	NAIC Company Code	ID Number	Federal RSSD	CIK	Name of Securities Exchange if Publicly Traded (U.S. or International)	Names of Parent, Subsidiaries Or Affiliates	Domi-ciliary Location	Relation-ship to Reporting Entity	Directly Controlled by (Name of Entity/Person)	Type of Control (Ownership, Board, Management, Attorney-in-Fact, Influence, Other)	If Control is Ownership Provide Percen-tage	Ultimate Controlling Entity(ies)/Person(s)	Is an SCA Filing Re-quired? (Yes/No)	*
. 0140 ...	Nationwide	31-1486309	Crewville, Ltd. OH.....	.. NIA.....	Nationwide Realty Investors, Ltd.	Ownership.....	100.000 ...	Nationwide Mutual Insurance Company NO.....
. 0140 ...	Nationwide	84-5052608	Danforth, LLC OH.....	.. NIA.....	Nationwide Mutual Insurance Company	Ownership.....	100.000 ...	Nationwide Mutual Insurance Company NO.....
. 0140 ...	Nationwide ...	42587	42-1207150	Depositors Insurance Company IA.....	.. IA.....	Nationwide Mutual Insurance Company	Ownership.....	100.000 ...	Nationwide Mutual Insurance Company NO.....
.....	46-4104813	Discover Affordable Housing Investment Fund I LLC OH.....	.. OTH.....	Other non-Nationwide	Other.....	0.000 ...	Other non-Nationwide NO.....	2
. 0140 ...	Nationwide	33-0096671	DVM Insurance Agency CA.....	.. NIA.....	Veterinary Pet Insurance Company	Ownership.....	100.000 ...	Nationwide Mutual Insurance Company NO.....
. 0140 ...	Nationwide ...	15821	47-4523959	Eagle Captive Reinsurance, LLC OH.....	.. IA.....	Nationwide Life Insurance Company	Ownership.....	100.000 ...	Nationwide Mutual Insurance Company NO.....
. 0140 ...	Nationwide	26-3260559	E-Risk Services, L.L.C. DE.....	.. NIA.....	Nationwide Mutual Insurance Company	Ownership.....	100.000 ...	Nationwide Mutual Insurance Company NO.....
. 0140 ...	Nationwide ...	22209	75-6013587	Freedom Specialty Insurance Company OH.....	.. IA.....	Scottsdale Insurance Company	Ownership.....	100.000 ...	Nationwide Mutual Insurance Company NO.....
. 0140 ...	Nationwide	20-4939866	Grandview Yard Hotel Holdings, LLC OH.....	.. NIA.....	NRI Equity Land Investments, LLC	Ownership.....	100.000 ...	Nationwide Mutual Insurance Company NO.....
. 0140 ...	Nationwide	20-4939866	Grandview Yard Hotel, LLC OH.....	.. NIA.....	Grandview Yard Hotel Holdings, LLC	Ownership.....	100.000 ...	Nationwide Mutual Insurance Company NO.....
. 0140 ...	Nationwide	20-4939866	GVY Residential, LLC OH.....	.. NIA.....	NRI Equity Land Investments, LLC	Ownership.....	100.000 ...	Nationwide Mutual Insurance Company NO.....
. 0140 ...	Nationwide ...	23582	41-0417250	Harleysville Insurance Company OH.....	.. IA.....	Nationwide Mutual Insurance Company	Ownership.....	100.000 ...	Nationwide Mutual Insurance Company NO.....
.....	Harleysville Insurance Company of New Jersey
. 0140 ...	Nationwide ...	42900	23-2253669 NJ.....	.. IA.....	Nationwide Mutual Insurance Company	Ownership.....	100.000 ...	Nationwide Mutual Insurance Company NO.....
. 0140 ...	Nationwide ...	10674	23-2864924	Harleysville Insurance Company of New York OH.....	.. IA.....	Nationwide Mutual Insurance Company	Ownership.....	100.000 ...	Nationwide Mutual Insurance Company NO.....
. 0140 ...	Nationwide ...	35696	23-2384978	Harleysville Preferred Insurance Company OH.....	.. IA.....	Nationwide Mutual Insurance Company	Ownership.....	100.000 ...	Nationwide Mutual Insurance Company NO.....
. 0140 ...	Nationwide ...	26182	04-1989660	Harleysville Worcester Insurance Company OH.....	.. IA.....	Nationwide Mutual Insurance Company	Ownership.....	100.000 ...	Nationwide Mutual Insurance Company NO.....
. 0140 ...	Nationwide ...	64017	75-0300900	Jefferson National Life Insurance Company TX.....	.. IA.....	Nationwide Life Insurance Company	Ownership.....	100.000 ...	Nationwide Mutual Insurance Company NO.....
.....	Jefferson National Life Insurance Company of New York NY.....	.. IA.....	Jefferson National Life Insurance Company ..	Ownership.....	100.000 ...	Nationwide Mutual Insurance Company NO.....
. 0140 ...	Nationwide ...	15727	47-1180302	Jerome Village Company, LLC OH.....	.. NIA.....	Nationwide Realty Investors, Ltd.	Ownership.....	100.000 ...	Nationwide Mutual Insurance Company NO.....
. 0140 ...	Nationwide	31-1486309 OH.....	.. NIA.....	Nationwide Mutual Insurance Company	Ownership.....	100.000 ...	Nationwide Mutual Insurance Company NO.....
. 0140 ...	Nationwide	74-1395229	Lone Star General Agency, Inc. TX.....	.. IA.....	Nationwide Mutual Insurance Company	Ownership.....	100.000 ...	Nationwide Mutual Insurance Company NO.....
. 0140 ...	Nationwide ...	11991	38-0865250	National Casualty Company OH.....	.. IA.....	Nationwide Mutual Insurance Company	Ownership.....	100.000 ...	Nationwide Mutual Insurance Company NO.....
. 0140 ...	Nationwide	38-0865250	National Casualty Company of America, Ltd. .	.. GBR.....	.. IA.....	National Casualty Company	Ownership.....	100.000 ...	Nationwide Mutual Insurance Company NO.....
. 0140 ...	Nationwide	42-1154244	Nationwide Advantage Mortgage Company IA.....	.. NIA.....	AMCO Insurance Company	Ownership.....	87.300 ...	Nationwide Mutual Insurance Company YES.....
.....	ALLIED Property & Casualty Insurance Company
. 0140 ...	Nationwide	42-1154244	Nationwide Advantage Mortgage Company IA.....	.. NIA.....	Company	Ownership.....	8.470 ...	Nationwide Mutual Insurance Company YES.....
. 0140 ...	Nationwide	42-1154244	Nationwide Advantage Mortgage Company IA.....	.. NIA.....	Depositors Insurance Company	Ownership.....	4.230 ...	Nationwide Mutual Insurance Company YES.....
.....	Nationwide Affinity Insurance Company of America OH.....	.. IA.....	Nationwide Mutual Insurance Company	Ownership.....	100.000 ...	Nationwide Mutual Insurance Company NO.....
. 0140 ...	Nationwide ...	26093	48-0470690	Nationwide Agent Risk Purchasing Group, Inc. (fka On Your Side Nationwide Insurance Agency, Inc.) OH.....	.. NIA.....	Nationwide Mutual Insurance Company	Ownership.....	100.000 ...	Nationwide Mutual Insurance Company NO.....
. 0140 ...	Nationwide ...	28223	47-1923444	Agency, Inc.) IA.....	.. IA.....	Nationwide Mutual Insurance Company	Ownership.....	100.000 ...	Nationwide Mutual Insurance Company NO.....
. 0140 ...	Nationwide	42-1015537	Nationwide Agribusiness Insurance Company IA.....	.. IA.....	Nationwide Mutual Insurance Company	Ownership.....	100.000 ...	Nationwide Mutual Insurance Company NO.....
. 0140 ...	Nationwide	31-1578869	Nationwide Arena, LLC OH.....	.. NIA.....	NRI Arena, LLC	Ownership.....	90.000 ...	Nationwide Mutual Insurance Company NO.....
. 0140 ...	Nationwide	20-8670712	Nationwide Asset Management, LLC OH.....	.. NIA.....	Nationwide Mutual Insurance Company	Ownership.....	100.000 ...	Nationwide Mutual Insurance Company NO.....
. 0140 ...	Nationwide ...	10723	95-0639970	Nationwide Assurance Company OH.....	.. IA.....	Nationwide Mutual Insurance Company	Ownership.....	100.000 ...	Nationwide Mutual Insurance Company NO.....
. 0140 ...	Nationwide	31-1036287	Nationwide Cash Management Company OH.....	.. NIA.....	Nationwide Mutual Insurance Company	Ownership.....	100.000 ...	Nationwide Mutual Insurance Company NO.....
. 0140 ...	Nationwide	31-4416546	Nationwide Corporation OH.....	.. NIA.....	Nationwide Mutual Insurance Company	Ownership.....	100.000 ...	Nationwide Mutual Insurance Company YES.....
. 0140 ...	Nationwide	31-1667326	Nationwide Financial Assignment Company OH.....	.. NIA.....	Nationwide Life Insurance Company	Ownership.....	100.000 ...	Nationwide Mutual Insurance Company NO.....
. 0140 ...	Nationwide	23-2412039	Nationwide Financial General Agency, Inc. PA.....	.. NIA.....	NFS Distributors, Inc.	Ownership.....	100.000 ...	Nationwide Mutual Insurance Company NO.....
. 0140 ...	Nationwide	31-6554353	Nationwide Financial Services Capital Trust DE.....	.. NIA.....	Nationwide Financial Services, Inc.	Ownership.....	100.000 ...	Nationwide Mutual Insurance Company NO.....
. 0140 ...	Nationwide	31-1486870	Nationwide Financial Services, Inc. DE.....	.. NIA.....	Nationwide Corporation	Ownership.....	100.000 ...	Nationwide Mutual Insurance Company NO.....
. 0140 ...	Nationwide	52-6969857	Nationwide Fund Advisors DE.....	.. NIA.....	Nationwide Financial Services, Inc.	Ownership.....	100.000 ...	Nationwide Mutual Insurance Company NO.....
. 0140 ...	Nationwide	31-1748721	Nationwide Fund Distributors LLC DE.....	.. NIA.....	NFS Distributors, Inc.	Ownership.....	100.000 ...	Nationwide Mutual Insurance Company NO.....
. 0140 ...	Nationwide	31-0900518	Nationwide Fund Management LLC DE.....	.. NIA.....	NFS Distributors, Inc.	Ownership.....	100.000 ...	Nationwide Mutual Insurance Company NO.....
. 0140 ...	Nationwide ...	23760	31-4425763	Nationwide General Insurance Company OH.....	.. IA.....	Nationwide Mutual Insurance Company	Ownership.....	100.000 ...	Nationwide Mutual Insurance Company NO.....
. 0140 ...	Nationwide ...	10070	31-1399201	Nationwide Indemnity Company OH.....	.. IA.....	Nationwide Mutual Insurance Company	Ownership.....	100.000 ...	Nationwide Mutual Insurance Company NO.....
. 0140 ...	Nationwide ...	25453	95-2130882	Nationwide Insurance Company of America OH.....	.. IA.....	Nationwide Mutual Insurance Company	Ownership.....	100.000 ...	Nationwide Mutual Insurance Company NO.....

ANNUAL STATEMENT FOR THE YEAR 2024 OF THE NATIONWIDE INSURANCE COMPANY OF FLORIDA

SCHEDULE Y

PART 1A - DETAIL OF INSURANCE HOLDING COMPANY SYSTEM

1	2	3	4	5	6	7	8	9	10	11	12	13	14	15	16
Group Code	Group Name	NAIC Company Code	ID Number	Federal RSSD	CIK	Name of Securities Exchange if Publicly Traded (U.S. or International)	Names of Parent, Subsidiaries Or Affiliates	Domi-ciliary Location	Relation-ship to Reporting Entity	Directly Controlled by (Name of Entity/Person)	Type of Control (Ownership, Board, Management, Attorney-in-Fact, Influence, Other)	If Control is Ownership Provide Percentage	Ultimate Controlling Entity(ies)/Person(s)	Is an SCA Filing Re-quired? (Yes/No)	*
. 0140 ...	Nationwide	10948	31-1613686	Nationwide Insurance Company of Florida OH.....RE.....	Nationwide Mutual Insurance Company	Ownership.....	100.000 ...	Nationwide Mutual Insurance CompanyNO.....
. 0140 ...	Nationwide	41-2206199	Nationwide Investment Advisors, LLC OH.....NIA.....	Nationwide Life Insurance Company	Ownership.....	100.000 ...	Nationwide Mutual Insurance CompanyNO.....
. 0140 ...	Nationwide	73-0988442	Nationwide Investment Services Corporation OK.....NIA.....	Nationwide Life Insurance Company	Ownership.....	100.000 ...	Nationwide Mutual Insurance CompanyYES.....
							Nationwide Life and Annuity Insurance Company								
. 0140 ...	Nationwide	92657	31-1000740	Nationwide Life Insurance Company OH.....IA.....	Nationwide Life Insurance Company	Ownership.....	100.000 ...	Nationwide Mutual Insurance CompanyNO.....
. 0140 ...	Nationwide	66869	31-4156830	Nationwide Life Insurance Company OH.....IA.....	Nationwide Financial Services, Inc.	Ownership.....	100.000 ...	Nationwide Mutual Insurance CompanyNO.....
							Nationwide Life Tax Credit Partners 2003-A, LLC								
. 0140 ...	Nationwide	54-2113175	Nationwide Life Tax Credit Partners 2003-B, LLC	.. OH.....OTH.....	Nationwide Life Insurance Company	Other.....	0.010 ...	Nationwide Mutual Insurance CompanyNO.....	1
. 0140 ...	Nationwide	58-2672725	Nationwide Life Tax Credit Partners 2003-B, LLC	.. OH.....OTH.....	Nationwide Life Insurance Company	Other.....	0.010 ...	Nationwide Mutual Insurance CompanyNO.....	1
							Nationwide Life Tax Credit Partners 2004-A, LLC								
. 0140 ...	Nationwide	20-0382144	Nationwide Life Tax Credit Partners 2004-F, LLC	.. OH.....OTH.....	Nationwide Life Insurance Company	Other.....	0.010 ...	Nationwide Mutual Insurance CompanyNO.....	1
. 0140 ...	Nationwide	20-1918935	Nationwide Life Tax Credit Partners 2004-F, LLC	.. OH.....OTH.....	Nationwide Life Insurance Company	Other.....	0.010 ...	Nationwide Mutual Insurance CompanyNO.....	1
. 0140 ...	Nationwide	20-2303694	Nationwide Life Tax Credit Partners 2005-A, LLC	.. OH.....OTH.....	Nationwide Life Insurance Company	Other.....	0.010 ...	Nationwide Mutual Insurance CompanyNO.....	1
. 0140 ...	Nationwide	20-2303602	Nationwide Life Tax Credit Partners 2005-B, LLC	.. OH.....OTH.....	Nationwide Life Insurance Company	Other.....	0.010 ...	Nationwide Mutual Insurance CompanyNO.....	1
. 0140 ...	Nationwide	20-2303602	Nationwide Life Tax Credit Partners 2009-I, LLC	.. OH.....OTH.....	Nationwide Life Insurance Company	Other.....	0.010 ...	Nationwide Mutual Insurance CompanyNO.....	1
							Nationwide Sales Solutions, Inc. (fka								
. 0140 ...	Nationwide	42-1373380	Nationwide Member Solutions Agency Inc.) IA.....NIA.....	Nationwide Mutual Insurance Company	Ownership.....	100.000 ...	Nationwide Mutual Insurance CompanyNO.....
. 0140 ...	Nationwide	75-3191025	Nationwide Mutual Capital, LLC OH.....NIA.....	Nationwide Mutual Insurance Company	Ownership.....	100.000 ...	Nationwide Mutual Insurance CompanyNO.....
. 0140 ...	Nationwide	23787	31-4177100	Nationwide Mutual Insurance Company OH.....UDP.....	Other non-Nationwide	Ownership.....	0.000 ...	Other non-NationwideNO.....
. 0140 ...	Nationwide	34-2012765	Nationwide Private Equity Fund, LLC OH.....NIA.....	Nationwide Mutual Insurance Company	Ownership.....	100.000 ...	Nationwide Mutual Insurance CompanyNO.....
							Nationwide Property and Casualty Insurance Company								
. 0140 ...	Nationwide	37877	31-0970750	Nationwide Realty Investors, Ltd. OH.....IA.....	Nationwide Mutual Insurance Company	Ownership.....	100.000 ...	Nationwide Mutual Insurance CompanyNO.....
. 0140 ...	Nationwide	31-1486309	Nationwide Realty Investors, Ltd. OH.....NIA.....	Nationwide Mutual Insurance Company	Ownership.....	97.120 ...	Nationwide Mutual Insurance CompanyNO.....
. 0140 ...	Nationwide	31-1486309	Nationwide Realty Investors, Ltd. OH.....NIA.....	Nationwide Indemnity Company	Ownership.....	2.880 ...	Nationwide Mutual Insurance CompanyNO.....
. 0140 ...	Nationwide	31-1486309	Nationwide Realty Management, LLC OH.....NIA.....	Nationwide Realty Investors, Ltd.	Ownership.....	100.000 ...	Nationwide Mutual Insurance CompanyNO.....
. 0140 ...	Nationwide	Nationwide Realty Services, Ltd. OH.....NIA.....	Nationwide Mutual Insurance Company	Ownership.....	100.000 ...	Nationwide Mutual Insurance CompanyNO.....
. 0140 ...	Nationwide	73-0948330	Nationwide Retirement Solutions, Inc. DE.....NIA.....	NFS Distributors, Inc.	Ownership.....	100.000 ...	Nationwide Mutual Insurance CompanyNO.....
							Nationwide Life and Annuity Insurance Company								
. 0140 ...	Nationwide	83-2250056	Nationwide SBL, LLC OH.....NIA.....	Nationwide Mutual Insurance Company	Ownership.....	100.000 ...	Nationwide Mutual Insurance CompanyNO.....
. 0140 ...	Nationwide	36-2434406	Nationwide Securities, LLC OH.....NIA.....	NFS Distributors, Inc.	Ownership.....	100.000 ...	Nationwide Mutual Insurance CompanyNO.....
. 0140 ...	Nationwide	46-1952215	Nationwide Tax Credit Partners 2013-A, LLC OH.....OTH.....	Nationwide Life Insurance Company	Other.....	0.010 ...	Nationwide Mutual Insurance CompanyNO.....	1
. 0140 ...	Nationwide	46-1971926	Nationwide Tax Credit Partners 2013-B, LLC OH.....OTH.....	Nationwide Life Insurance Company	Other.....	0.010 ...	Nationwide Mutual Insurance CompanyNO.....	1
. 0140 ...	Nationwide	31-1592130 ..	2729677	Nationwide Trust Company, FSB US.....NIA.....	Nationwide Financial Services, Inc.	Ownership.....	100.000 ...	Nationwide Mutual Insurance CompanyNO.....
. 0140 ...	Nationwide	20-5976272	Nationwide Ventures, LLC OH.....NIA.....	Nationwide Mutual Insurance Company	Ownership.....	100.000 ...	Nationwide Mutual Insurance CompanyNO.....
. 0140 ...	Nationwide	31-0871532	NBS Insurance Agency, Inc. OH.....IA.....	Nationwide Mutual Insurance Company	Ownership.....	100.000 ...	Nationwide Mutual Insurance CompanyNO.....
. 0140 ...	Nationwide	85-4193218	NCS Arizona, LLC OH.....NIA.....	Nationwide Mutual Insurance Company	Ownership.....	100.000 ...	Nationwide Mutual Insurance CompanyNO.....
. 0140 ...	Nationwide	11-3651828	ND La Quinta Partners, LLC DE.....NIA.....	Nationwide Realty Investors, Ltd.	Ownership.....	95.000 ...	Nationwide Mutual Insurance CompanyNO.....
. 0140 ...	Nationwide	31-1630871	NFS Distributors, Inc. DE.....NIA.....	Nationwide Financial Services, Inc.	Ownership.....	100.000 ...	Nationwide Mutual Insurance CompanyNO.....
							Nationwide Life and Annuity Insurance Company								
. 0140 ...	Nationwide	93-4557312	NLAIC REO Holdings, LLC OH.....NIA.....	Nationwide Mutual Insurance Company	Ownership.....	100.000 ...	Nationwide Mutual Insurance CompanyNO.....
. 0140 ...	Nationwide	82-5195340	NLIC REO Holdings, LLC OH.....NIA.....	Nationwide Life Insurance Company	Ownership.....	100.000 ...	Nationwide Mutual Insurance CompanyNO.....
. 0140 ...	Nationwide	82-5194959	NMIC REO Holdings, LLC OH.....NIA.....	Nationwide Mutual Insurance Company	Ownership.....	100.000 ...	Nationwide Mutual Insurance CompanyNO.....
. 0140 ...	Nationwide	46-3762545	NNOV8, LLC OH.....NIA.....	Nationwide Mutual Insurance Company	Ownership.....	100.000 ...	Nationwide Mutual Insurance CompanyNO.....
. 0140 ...	Nationwide	20-4939866	North of Third, LLC OH.....NIA.....	NRI Equity Land Investments, LLC	Ownership.....	100.000 ...	Nationwide Mutual Insurance CompanyNO.....
. 0140 ...	Nationwide	31-1486309	NRI Arena, LLC OH.....NIA.....	Nationwide Realty Investors, Ltd.	Ownership.....	100.000 ...	Nationwide Mutual Insurance CompanyNO.....
. 0140 ...	Nationwide	31-1486309	NRI Brookside, LLC OH.....NIA.....	Nationwide Realty Investors, Ltd.	Ownership.....	100.000 ...	Nationwide Mutual Insurance CompanyNO.....

ANNUAL STATEMENT FOR THE YEAR 2024 OF THE NATIONWIDE INSURANCE COMPANY OF FLORIDA

SCHEDULE Y

PART 1A - DETAIL OF INSURANCE HOLDING COMPANY SYSTEM

1	2	3	4	5	6	7	8	9	10	11	12	13	14	15	16
Group Code	Group Name	NAIC Company Code	ID Number	Federal RSSD	CIK	Name of Securities Exchange if Publicly Traded (U.S. or International)	Names of Parent, Subsidiaries Or Affiliates	Domi-ciliary Location	Relation-ship to Reporting Entity	Directly Controlled by (Name of Entity/Person)	Type of Control (Ownership, Board, Management, Attorney-in-Fact, Influence, Other)	If Control is Owner-ship Provide Percen-tage	Ultimate Controlling Entity(ies)/Person(s)	Is an SCA Filing Re-quired? (Yes/No)	*
.0140	Nationwide		31-1486309				NRI Builders, LLC	..OH.....	NIA.....	Nationwide Realty Investors, Ltd.	Ownership.....	100.000	Nationwide Mutual Insurance Company	...NO.....	
.0140	Nationwide		31-1486309				NRI Cavasson, LLC	..OH.....	NIA.....	Nationwide Realty Investors, Ltd.	Ownership.....	100.000	Nationwide Mutual Insurance Company	...NO.....	
.0140	Nationwide		31-1486309				NRI Corporate Housing, LLC	..OH.....	NIA.....	Nationwide Realty Investors, Ltd.	Ownership.....	100.000	Nationwide Mutual Insurance Company	...NO.....	
.0140	Nationwide		31-1486309				NRI Cramer Creek, LLC	..OH.....	NIA.....	Nationwide Realty Investors, Ltd.	Ownership.....	100.000	Nationwide Mutual Insurance Company	...NO.....	
.0140	Nationwide		20-4939866				NRI Equity Land Investments, LLC	..OH.....	NIA.....	Nationwide Realty Investors, Ltd.	Ownership.....	80.000	Nationwide Mutual Insurance Company	...NO.....	
.0140	Nationwide		26-0212217				NRI Equity Tampa, LLC	..OH.....	NIA.....	Nationwide Realty Investors, Ltd.	Ownership.....	100.000	Nationwide Mutual Insurance Company	...NO.....	
.0140	Nationwide		31-1486309				NRI Office Ventures, Ltd	..OH.....	NIA.....	Nationwide Realty Investors, Ltd.	Ownership.....	100.000	Nationwide Mutual Insurance Company	...NO.....	
.0140	Nationwide		31-1580283				NRI Telecom, LLC	..OH.....	NIA.....	NID Investments, LLC	Ownership.....	100.000	Nationwide Mutual Insurance Company	...NO.....	
.0140	Nationwide		31-1486309				NRI-Rivulon, LLC	..OH.....	NIA.....	Nationwide Realty Investors, Ltd.	Ownership.....	100.000	Nationwide Mutual Insurance Company	...NO.....	
.0140	Nationwide		90-0729552				NTCIF-2011, LLC	..OH.....	NIA.....	Nationwide Mutual Insurance Company	Ownership.....	100.000	Nationwide Mutual Insurance Company	...NO.....	
.0140	Nationwide		27-4700627				NTCP 2011-A, LLC	..OH.....	OTH.....	Nationwide Life Insurance Company	Other.....	0.010	Nationwide Mutual Insurance Company	...NO.....	1
.0140	Nationwide		46-0741029				NTCP 2012-A, LLC	..OH.....	OTH.....	Nationwide Life Insurance Company	Other.....	0.010	Nationwide Mutual Insurance Company	...NO.....	1
.0140	Nationwide		46-3309896				NTCP 2013-C, LLC	..OH.....	OTH.....	Nationwide Life Insurance Company	Other.....	0.010	Nationwide Mutual Insurance Company	...NO.....	1
.0140	Nationwide		46-4111078				NTCP 2014-A, LLC	..OH.....	OTH.....	Nationwide Life Insurance Company	Other.....	0.010	Nationwide Mutual Insurance Company	...NO.....	1
.0140	Nationwide		47-1404116				NTCP 2014-B, LLC	..OH.....	OTH.....	Nationwide Life Insurance Company	Other.....	0.010	Nationwide Mutual Insurance Company	...NO.....	1
.0140	Nationwide		47-1413242				NTCP 2014-C, LLC	..OH.....	NIA.....	Nationwide Life Insurance Company	Ownership.....	100.000	Nationwide Mutual Insurance Company	...NO.....	
.0140	Nationwide		47-3908345				NTCP 2015-A, LLC	..OH.....	OTH.....	Nationwide Life Insurance Company	Other.....	0.010	Nationwide Mutual Insurance Company	...NO.....	1
.0140	Nationwide		47-4148470				NTCP 2015-B, LLC	..OH.....	OTH.....	Nationwide Life Insurance Company	Other.....	0.010	Nationwide Mutual Insurance Company	...NO.....	1
.0140	Nationwide		81-3836925				NTCP 2016-A, LLC	..OH.....	OTH.....	Nationwide Life Insurance Company	Other.....	0.010	Nationwide Mutual Insurance Company	...NO.....	1
.0140	Nationwide		82-2015065				NTCP 2017-A, LLC	..OH.....	OTH.....	Nationwide Life Insurance Company	Other.....	0.010	Nationwide Mutual Insurance Company	...NO.....	1
.0140	Nationwide		84-1969518				NW Fyrebyrd, LLC	..OH.....	NIA.....	NNOV8, LLC	Ownership.....	100.000	Nationwide Mutual Insurance Company	...NO.....	
.0140	Nationwide		85-3363961				NW Next, LLC	..OH.....	NIA.....	NNOV8, LLC	Ownership.....	100.000	Nationwide Mutual Insurance Company	...NO.....	
.0140	Nationwide		81-0936428				NW Private Debt, LLC	..OH.....	NIA.....	Nationwide Mutual Insurance Company	Ownership.....	100.000	Nationwide Mutual Insurance Company	...NO.....	
.0140	Nationwide		26-1903919				NW REI, LLC	..DE.....	NIA.....	Nationwide Mutual Insurance Company	Ownership.....	100.000	Nationwide Mutual Insurance Company	...NO.....	
.0140	Nationwide		92-1294202				NW-Adams, LLC	..OH.....	NIA.....	NW REI, LLC	Ownership.....	100.000	Nationwide Mutual Insurance Company	...NO.....	
.0140	Nationwide		92-1294202				NW-Aureum, LLC	..OH.....	NIA.....	NW REI (NLIC), LLC	Ownership.....	100.000	Nationwide Mutual Insurance Company	...NO.....	
.0140	Nationwide		92-2674633				NW-Brandon LLC	..OH.....	NIA.....	NW REI (NLIC), LLC	Ownership.....	100.000	Nationwide Mutual Insurance Company	...NO.....	
.0140	Nationwide		87-0847675				NW-Broadway at Surf, LLC	..OH.....	NIA.....	NMIC REO Holdings, LLC	Ownership.....	100.000	Nationwide Mutual Insurance Company	...NO.....	
.0140	Nationwide		88-2152576				NW-Colfax, LLC	..OH.....	NIA.....	NW REI (NLAIC), LLC	Ownership.....	100.000	Nationwide Mutual Insurance Company	...NO.....	
.0140	Nationwide		92-0292630				NW-Conroe, LLC	..OH.....	NIA.....	Nationwide Life Insurance Company	Ownership.....	100.000	Nationwide Mutual Insurance Company	...NO.....	
.0140	Nationwide		87-3648595				NW-Corazon, LLC	..OH.....	NIA.....	Nationwide Life Insurance Company	Ownership.....	100.000	Nationwide Mutual Insurance Company	...NO.....	
.0140	Nationwide		99-3065627				NW-Denton, LLC	..OH.....	NIA.....	NW REI, LLC	Ownership.....	100.000	Nationwide Mutual Insurance Company	...NO.....	
.0140	Nationwide		86-3529884				NW-Englewood, LLC	..OH.....	NIA.....	NW REI (NLIC), LLC	Ownership.....	100.000	Nationwide Mutual Insurance Company	...NO.....	
.0140	Nationwide		84-4388876				NW-Escalante, LLC	..OH.....	NIA.....	NW REI, LLC	Ownership.....	100.000	Nationwide Mutual Insurance Company	...NO.....	
.0140	Nationwide		86-1538532				NW-Escalante II, LLC	..OH.....	NIA.....	NW REI, LLC	Ownership.....	100.000	Nationwide Mutual Insurance Company	...NO.....	
.0140	Nationwide		92-3310596				NW-FSU, LLC	..OH.....	NIA.....	NW REI (NLIC), LLC	Ownership.....	100.000	Nationwide Mutual Insurance Company	...NO.....	
.0140	Nationwide		31-1580283				NWD 205 Vine, LLC	..OH.....	NIA.....	NWD Investments, LLC	Ownership.....	100.000	Nationwide Mutual Insurance Company	...NO.....	
.0140	Nationwide		31-1580283				NWD 225 Nationwide, LLC	..OH.....	NIA.....	NWD Investments, LLC	Ownership.....	100.000	Nationwide Mutual Insurance Company	...NO.....	
.0140	Nationwide		31-1580283				NWD 230 West, LLC	..OH.....	NIA.....	NWD Investments, LLC	Ownership.....	100.000	Nationwide Mutual Insurance Company	...NO.....	
.0140	Nationwide		31-1580283				NWD 240 Nationwide, LLC	..OH.....	NIA.....	NWD Investments, LLC	Ownership.....	100.000	Nationwide Mutual Insurance Company	...NO.....	
.0140	Nationwide		31-1580283				NWD 250 Brodbelt, LLC	..OH.....	NIA.....	NWD Investments, LLC	Ownership.....	100.000	Nationwide Mutual Insurance Company	...NO.....	
.0140	Nationwide		31-1580283				NWD 250 West, LLC	..OH.....	NIA.....	NWD Investments, LLC	Ownership.....	100.000	Nationwide Mutual Insurance Company	...NO.....	
.0140	Nationwide		31-1580283				NWD 265 Neil, LLC	..OH.....	NIA.....	NWD Investments, LLC	Ownership.....	100.000	Nationwide Mutual Insurance Company	...NO.....	
.0140	Nationwide		31-1580283				NWD 275 Marconi, LLC	..OH.....	NIA.....	NWD Investments, LLC	Ownership.....	100.000	Nationwide Mutual Insurance Company	...NO.....	
.0140	Nationwide		31-1580283				NWD 300 Neil, LLC	..OH.....	NIA.....	NWD Investments, LLC	Ownership.....	100.000	Nationwide Mutual Insurance Company	...NO.....	
.0140	Nationwide		31-1580283				NWD 300 Spring, LLC	..OH.....	NIA.....	NWD Investments, LLC	Ownership.....	100.000	Nationwide Mutual Insurance Company	...NO.....	
.0140	Nationwide		31-1580283				NWD 355 McConnell, LLC	..OH.....	NIA.....	NWD Investments, LLC	Ownership.....	100.000	Nationwide Mutual Insurance Company	...NO.....	
.0140	Nationwide		31-1580283				NWD 425 Nationwide, LLC	..OH.....	NIA.....	NWD Investments, LLC	Ownership.....	100.000	Nationwide Mutual Insurance Company	...NO.....	
.0140	Nationwide		31-1580283				NWD 500 Nationwide, LLC	..OH.....	NIA.....	NWD Investments, LLC	Ownership.....	100.000	Nationwide Mutual Insurance Company	...NO.....	

ANNUAL STATEMENT FOR THE YEAR 2024 OF THE NATIONWIDE INSURANCE COMPANY OF FLORIDA

SCHEDULE Y

PART 1A - DETAIL OF INSURANCE HOLDING COMPANY SYSTEM

1	2	3	4	5	6	7	8	9	10	11	12	13	14	15	16
Group Code	Group Name	NAIC Company Code	ID Number	Federal RSSD	CIK	Name of Securities Exchange if Publicly Traded (U.S. or International)	Names of Parent, Subsidiaries Or Affiliates	Domi-ciliary Location	Relation-ship to Reporting Entity	Directly Controlled by (Name of Entity/Person)	Type of Control (Ownership, Board, Management, Attorney-in-Fact, Influence, Other)	If Control is Ownership Provide Percentage	Ultimate Controlling Entity(ies)/Person(s)	Is an SCA Filing Re-quired? (Yes/No)	*
. 0140 ...	Nationwide	31-1580283	NWD Arena Crossing, LLC OH.....	.. NIA.....	NWD Investments, LLC	Ownership.....	100.000 ...	Nationwide Mutual Insurance Company NO.....
. 0140 ...	Nationwide	31-1580283	NWD Arena District I, LLC OH.....	.. NIA.....	NWD Investments, LLC	Ownership.....	100.000 ...	Nationwide Mutual Insurance Company NO.....
. 0140 ...	Nationwide	31-1580283	NWD Arena District II, LLC OH.....	.. NIA.....	NWD Investments, LLC	Ownership.....	100.000 ...	Nationwide Mutual Insurance Company NO.....
. 0140 ...	Nationwide	31-1580283	NWD Arena District MM, LLC OH.....	.. NIA.....	NWD Investments, LLC	Ownership.....	100.000 ...	Nationwide Mutual Insurance Company NO.....
. 0140 ...	Nationwide	31-1580283	NWD Arena District PW, LLC OH.....	.. NIA.....	NWD Investments, LLC	Ownership.....	100.000 ...	Nationwide Mutual Insurance Company NO.....
. 0140 ...	Nationwide	31-1580283	NWD Arena District V, LLC OH.....	.. NIA.....	NWD Investments, LLC	Ownership.....	100.000 ...	Nationwide Mutual Insurance Company NO.....
. 0140 ...	Nationwide	31-1580283	NWD Athletic Club, LLC OH.....	.. NIA.....	NWD Investments, LLC	Ownership.....	100.000 ...	Nationwide Mutual Insurance Company NO.....
. 0140 ...	Nationwide	88-2975730	NW-Boise, LLC OH.....	.. NIA.....	Nationwide Life Insurance Company	Ownership.....	100.000 ...	Nationwide Mutual Insurance Company NO.....
. 0140 ...	Nationwide	31-1580283	NWD Brodbelt, LLC OH.....	.. NIA.....	NWD Investments, LLC	Ownership.....	100.000 ...	Nationwide Mutual Insurance Company NO.....
. 0140 ...	Nationwide	30-0876022	NWD Franklinton, LLC OH.....	.. NIA.....	Nationwide Realty Investors, Ltd.	Ownership.....	80.000 ...	Nationwide Mutual Insurance Company NO.....
. 0140 ...	Nationwide	31-4118665	NWD HP, LLC OH.....	.. NIA.....	NWD Investments, LLC	Ownership.....	75.000 ...	Nationwide Mutual Insurance Company NO.....
. 0140 ...	Nationwide	31-1580283	NWD Investments, LLC OH.....	.. NIA.....	Nationwide Realty Investors, Ltd.	Ownership.....	80.000 ...	Nationwide Mutual Insurance Company NO.....
. 0140 ...	Nationwide	31-1486309	NWGH, LLC OH.....	.. NIA.....	Nationwide Realty Investors, Ltd.	Ownership.....	75.000 ...	Nationwide Mutual Insurance Company NO.....
. 0140 ...	Nationwide	87-3124154	NW-Gallatin, LLC OH.....	.. NIA.....	Nationwide Life Insurance Company	Ownership.....	100.000 ...	Nationwide Mutual Insurance Company NO.....
. 0140 ...	Nationwide	92-2943602	NW-Holly Springs, LLC OH.....	.. NIA.....	Nationwide Mutual Insurance Company	Ownership.....	100.000 ...	Nationwide Mutual Insurance Company NO.....
. 0140 ...	Nationwide	86-2431839	NW-Hub13, LLC OH.....	.. NIA.....	NW REI, LLC	Ownership.....	100.000 ...	Nationwide Mutual Insurance Company NO.....
. 0140 ...	Nationwide	92-3558072	NW-Huntersville, LLC OH.....	.. NIA.....	NW REI, LLC	Ownership.....	100.000 ...	Nationwide Mutual Insurance Company NO.....
. 0140 ...	Nationwide	47-2482818	NW-Jasper WAG, LLC OH.....	.. NIA.....	NW REI, LLC	Ownership.....	100.000 ...	Nationwide Mutual Insurance Company NO.....
. 0140 ...	Nationwide	87-3767006	NW-Kingsbury, LLC OH.....	.. NIA.....	Nationwide Life Insurance Company	Ownership.....	100.000 ...	Nationwide Mutual Insurance Company NO.....
. 0140 ...	Nationwide	81-5146596	NW-Logan, LLC OH.....	.. NIA.....	NW REI, LLC	Ownership.....	100.000 ...	Nationwide Mutual Insurance Company NO.....
. 0140 ...	Nationwide	87-1565013	NW-Midtown, LLC OH.....	.. NIA.....	NW REI, LLC	Ownership.....	100.000 ...	Nationwide Mutual Insurance Company NO.....
. 0140 ...	Nationwide	88-2595124	NW-OG, LLC OH.....	.. NIA.....	NW REI, LLC	Ownership.....	100.000 ...	Nationwide Mutual Insurance Company NO.....
. 0140 ...	Nationwide	83-2260477	NW-ORBD, LLC OH.....	.. NIA.....	NW REI (NMFIC), LLC	Ownership.....	100.000 ...	Nationwide Mutual Insurance Company NO.....
. 0140 ...	Nationwide	93-1728625	NW-Pleasant Prairie, LLC OH.....	.. NIA.....	NW REI (NLIC), LLC	Ownership.....	100.000 ...	Nationwide Mutual Insurance Company NO.....
. 0140 ...	Nationwide	47-2449044	NW-Promenade at Madison, LLC OH.....	.. NIA.....	NW REI, LLC	Ownership.....	100.000 ...	Nationwide Mutual Insurance Company NO.....
. 0140 ...	Nationwide	87-1367836	NW-Rancho, LLC OH.....	.. NIA.....	NW REI, LLC	Ownership.....	100.000 ...	Nationwide Mutual Insurance Company NO.....
. 0140 ...	Nationwide	88-1405151	NW-Riverchase, LLC OH.....	.. NIA.....	Nationwide Life Insurance Company	Ownership.....	100.000 ...	Nationwide Mutual Insurance Company NO.....
. 0140 ...	Nationwide	86-3702669	NW-RPG Cranberry, LLC OH.....	.. NIA.....	NW REI, LLC	Ownership.....	100.000 ...	Nationwide Mutual Insurance Company NO.....
. 0140 ...	Nationwide	87-3273918	NW-San Marco, LLC OH.....	.. NIA.....	Nationwide Life Insurance Company	Ownership.....	100.000 ...	Nationwide Mutual Insurance Company NO.....
. 0140 ...	Nationwide	87-3289289	NW-San Pablo, LLC OH.....	.. NIA.....	NW REI, LLC	Ownership.....	100.000 ...	Nationwide Mutual Insurance Company NO.....
. 0140 ...	Nationwide	81-3212025	NW-Springfield, LLC OH.....	.. NIA.....	NW REI, LLC	Ownership.....	100.000 ...	Nationwide Mutual Insurance Company NO.....
. 0140 ...	Nationwide	93-2022585	NW-Spring Hill, LLC OH.....	.. NIA.....	NW REI, LLC	Ownership.....	100.000 ...	Nationwide Mutual Insurance Company NO.....
. 0140 ...	Nationwide	92-2878794	NW-SR-16, LLC OH.....	.. NIA.....	NW REI, LLC	Ownership.....	100.000 ...	Nationwide Mutual Insurance Company NO.....
. 0140 ...	Nationwide	92-0677233	NW-UNCC, LLC OH.....	.. NIA.....	NW REI (NLIC), LLC	Ownership.....	100.000 ...	Nationwide Mutual Insurance Company NO.....
. 0140 ...	Nationwide	81-1603024	NW REI (NLAIC), LLC OH.....	.. NIA.....	Nationwide Life and Annuity Insurance Company	Ownership.....	100.000 ...	Nationwide Mutual Insurance Company NO.....
. 0140 ...	Nationwide	81-1619428	NW REI (NLIC), LLC OH.....	.. NIA.....	Nationwide Life Insurance Company	Ownership.....	100.000 ...	Nationwide Mutual Insurance Company NO.....
. 0140 ...	Nationwide	81-1861190	NW REI (NMIC), LLC OH.....	.. NIA.....	Nationwide Mutual Insurance Company	Ownership.....	100.000 ...	Nationwide Mutual Insurance Company NO.....
. 0140 ...	Nationwide	31-0947092	OCH Company, LLC OH.....	.. NIA.....	Nationwide Realty Investors, Ltd.	Ownership.....	100.000 ...	Nationwide Mutual Insurance Company NO.....
.....	26-0263012	Old Track Street Owners Association, Inc. OH.....	.. OTH.....	Other non-Nationwide	Other.....	0.000 ...	Other non-Nationwide NO.....	2
. 0140 ...	Nationwide ...	13999	27-1712056	Nationwide Life and Annuity Insurance Company OH.....	.. NIA.....	Nationwide Life and Annuity Insurance Company	Ownership.....	100.000 ...	Nationwide Mutual Insurance Company NO.....
. 0140 ...	Nationwide	31-1486309	Olentangy Reinsurance, LLC VT.....	.. IA.....	Company	Ownership.....	100.000 ...	Nationwide Mutual Insurance Company NO.....
. 0140 ...	Nationwide	20-4939866	Perimeter A, Ltd. OH.....	.. NIA.....	Nationwide Realty Investors, Ltd.	Ownership.....	100.000 ...	Nationwide Mutual Insurance Company NO.....
.....	Rail Street Parking, LLC OH.....	.. NIA.....	NRI Equity Land Investments, LLC	Ownership.....	100.000 ...	Nationwide Mutual Insurance Company NO.....
.....	Registered Investment Advisors Services, Inc.
. 0140 ...	Nationwide	75-2938844 TX.....	.. NIA.....	Nationwide Financial Services, Inc.	Ownership.....	100.000 ...	Nationwide Mutual Insurance Company NO.....
. 0140 ...	Nationwide	82-0549218	Retention Alternatives Ltd. BMJ.....	.. IA.....	Nationwide Mutual Insurance Company	Ownership.....	100.000 ...	Nationwide Mutual Insurance Company NO.....
. 0140 ...	Nationwide ...	15580	31-1117969	Scottsdale Indemnity Company OH.....	.. IA.....	Nationwide Mutual Insurance Company	Ownership.....	100.000 ...	Nationwide Mutual Insurance Company NO.....
. 0140 ...	Nationwide ...	41297	31-1024978	Scottsdale Insurance Company OH.....	.. IA.....	Nationwide Mutual Insurance Company	Ownership.....	100.000 ...	Nationwide Mutual Insurance Company NO.....

ANNUAL STATEMENT FOR THE YEAR 2024 OF THE NATIONWIDE INSURANCE COMPANY OF FLORIDA

SCHEDULE Y

PART 1A - DETAIL OF INSURANCE HOLDING COMPANY SYSTEM

1	2	3	4	5	6	7	8	9	10	11	12	13	14	15	16
Group Code	Group Name	NAIC Company Code	ID Number	Federal RSSD	CIK	Name of Securities Exchange if Publicly Traded (U.S. or International)	Names of Parent, Subsidiaries Or Affiliates	Domi-ciliary Loca-tion	Relation-ship to Reporting Entity	Directly Controlled by (Name of Entity/Person)	Type of Control (Ownership, Board, Management, Attorney-in-Fact, Influence, Other)	If Control is Owner-ship Provide Percen-tage	Ultimate Controlling Entity(ies)/Person(s)	Is an SCA Filing Re-quired? (Yes/No)	*
. 0140 ...	Nationwide 10672	86-0835870	Scottsdale Surplus Lines Insurance Company AZ..... IA.....	Scottsdale Insurance Company	Ownership.....	100.000 ...	Nationwide Mutual Insurance Company NO.....
. 0140 ...	Nationwide 31-1610040 ..	31-1610040	The Waterfront Partners, LLC OH..... NIA.....	Nationwide Realty Investors, Ltd.	Ownership.....	50.000 ...	Nationwide Mutual Insurance Company NO.....
. 0140 ...	Nationwide 36269	86-0619597	Titan Insurance Company MI..... IA.....	Nationwide Mutual Insurance Company	Ownership.....	100.000 ...	Nationwide Mutual Insurance Company NO.....
. 0140 ...	Nationwide 75-1284530 ..	75-1284530	Titan Insurance Services, Inc. TX..... IA.....	Nationwide Mutual Insurance Company	Ownership.....	100.000 ...	Nationwide Mutual Insurance Company NO.....
. 0140 ...	Nationwide 33-0160222 ..	33-0160222	V.P.I. Services, Inc. CA..... IA.....	Veterinary Pet Insurance Company	Ownership.....	100.000 ...	Nationwide Mutual Insurance Company NO.....
. 0140 ...	Nationwide 42285	95-3750113	Veterinary Pet Insurance Company OH..... IA.....	Scottsdale Insurance Company	Ownership.....	100.000 ...	Nationwide Mutual Insurance Company NO.....
. 0140 ...	Nationwide 42889	34-1394913	Victoria Fire & Casualty Company OH..... IA.....	Nationwide Mutual Insurance Company	Ownership.....	100.000 ...	Nationwide Mutual Insurance Company NO.....
. 0140 ...	Nationwide 10105	34-1777972	Victoria Select Insurance Company OH..... IA.....	Victoria Fire & Casualty Insurance Company	Ownership.....	100.000 ...	Nationwide Mutual Insurance Company NO.....

Asterisk	Explanation
1	Nationwide retains management responsibility for these entities, despite a minority ownership stake.
2	Other ownership indicates a non-ownership circumstance by a Nationwide entity.

ANNUAL STATEMENT FOR THE YEAR 2024 OF THE NATIONWIDE INSURANCE COMPANY OF FLORIDA

SCHEDULE Y

PART 2 - SUMMARY OF INSURER'S TRANSACTIONS WITH ANY AFFILIATES

1	2	3	4	5	6	7	8	9	10	11	12	13
NAIC Company Code	ID Number	Names of Insurers and Parent, Subsidiaries or Affiliates	Shareholder Dividends	Capital Contributions	Purchases, Sales or Exchanges of Loans, Securities, Real Estate, Mortgage Loans or Other Investments	Income/ (Disbursements) Incurred in Connection with Guarantees or Undertakings for the Benefit of any Affiliate(s)	Management Agreements and Service Contracts	Income/ (Disbursements) Incurred Under Reinsurance Agreements	*	Any Other Material Activity Not in the Ordinary Course of the Insurer's Business	Totals	Reinsurance Recoverable/ (Payable) on Losses and/or Reserve Credit Taken/(Liability)
10127	27-0114983	Allied Insurance Company of America							*			132,422,915
42579	42-1201931	Allied Property & Casualty Insurance Company							*			529,938,897
19100	42-6054959	AMCO Insurance Company							*			764,152,957
29262	74-1061659	Colonial County Mutual Insurance Company							*			171,575,497
18961	68-0066866	Crestbrook Insurance Company							*			696,401,134
42587	42-1207150	Depositors Insurance Company							*			559,089,761
	33-0096671	DVM Insurance Agency, Inc		818,036							818,036	
15821	47-4523959	Eagle Captive Reinsurance, LLC	(684,000,000)								(684,000,000)	(4,027,854,973)
22209	75-6013587	Freedom Specialty Insurance Company										969,654,828
23582	41-0417250	Harleysville Insurance Company							*			487,739,436
42900	16-1075588	Harleysville Insurance Company of New Jersey							*			186,515,024
10674	23-2864924	Harleysville Insurance Company of New York							*			405,524,392
35696	23-2384978	Harleysville Preferred Insurance Company							*			180,553,547
26182	04-1989660	Harleysville Worcester Insurance Company							*			396,874,608
11991	38-0865250	National Casualty Company							*			2,363,269,380
26093	48-0470690	Nationwide Affinity Insurance Company of America							*			335,207,948
	14-1990660	Nationwide Affordable Housing Fund 33, LLC										
			5,001								5,001	
28223	42-1015537	Nationwide Agribusiness Insurance Company							*			982,871,083
	20-8670712	Nationwide Asset Management, LLC	(5,000,000)						*		(5,000,000)	
10723	95-0639970	Nationwide Assurance Company							*			391,806,461
	31-1486870	Nationwide Financial Services, Inc		(100,000,000)							(100,000,000)	
23760	31-4425763	Nationwide General Insurance Company							*			1,719,641,096
10070	31-1399201	Nationwide Indemnity Company							*			985,578,469
25453	95-2130882	Nationwide Insurance Company of America							*			1,572,726,430
10948	31-1613686	Nationwide Insurance Company of Florida							*			95,276,961
92657	31-1000740	Nationwide Life and Annuity Insurance Company		394,000,000							394,000,000	2,982,317,549
66869	31-4156830	Nationwide Life Insurance Company	684,000,000	(300,000,000)							384,000,000	1,045,537,424
	75-3191025	Nationwide Mutual Capital, LLC	109,550								109,550	
23787	31-4177100	Nationwide Mutual Insurance Company	1,915,643	(117,657,620)					*		(115,741,977)	(21,312,466,463)
	34-2012765	Nationwide Private Equity Fund, LLC	155,028	10,360							165,388	
37877	31-0970750	Nationwide Property & Casualty Insurance Company		8,298,891					*		8,298,891	1,277,341,983
	31-1486309	Nationwide Realty Investors		19,032,000							19,032,000	
	83-2250056	Nationwide SBL, LLC		6,000,000							6,000,000	
	20-5976272	Nationwide Ventures, LLC		7,475,712							7,475,712	
	85-4193218	NCS Arizona, LLC		2,200,000							2,200,000	
	82-5194959	NMIC REO Holdings, LLC		357,000							357,000	
	46-3762545	NNOV8, LLC		38,500,000							38,500,000	

ANNUAL STATEMENT FOR THE YEAR 2024 OF THE NATIONWIDE INSURANCE COMPANY OF FLORIDA

SCHEDULE Y

PART 2 - SUMMARY OF INSURER’S TRANSACTIONS WITH ANY AFFILIATES

1	2	3	4	5	6	7	8	9	10	11	12	13
NAIC Company Code	ID Number	Names of Insurers and Parent, Subsidiaries or Affiliates	Shareholder Dividends	Capital Contributions	Purchases, Sales or Exchanges of Loans, Securities, Real Estate, Mortgage Loans or Other Investments	Income/ (Disbursements) Incurred in Connection with Guarantees or Undertakings for the Benefit of any Affiliate(s)	Management Agreements and Service Contracts	Income/ (Disbursements) Incurred Under Reinsurance Agreements	*	Any Other Material Activity Not in the Ordinary Course of the Insurer's Business	Totals	Reinsurance Recoverable/ (Payable) on Losses and/or Reserve Credit Taken/(Liability)
.....	26-1903919	NW REI, LLC 41,783,657 41,783,657
.....	82-4282099	OYS Fund, LLC 749,778 749,778
.....	20-1169305	Prisma Polyphony Fund, LLC 2,065,000 2,065,000
..... 15580	31-1117969	Scottsdale Indemnity Company 554,660,756
..... 41297	31-1024978	Scottsdale Insurance Company * 5,318,400,771
..... 10672	86-0835870	Scottsdale Surplus Lines Insurance Company 79,306,381
..... 36269	86-0619597	Titan Insurance Company (11,479)
..... 42285	95-3750113	Veterinary Pet Insurance Company (818,036) * (818,036) 153,865,640
..... 42889	34-1394913	Victoria Fire & Casualty Company * 1,768,723
..... 10105	34-1777972	Victoria Select Insurance Company 312,864
9999999 Control Totals									XXX			

ANNUAL STATEMENT FOR THE YEAR 2024 OF THE NATIONWIDE INSURANCE COMPANY OF FLORIDA

SCHEDULE Y

PART 3 - ULTIMATE CONTROLLING PARTY AND LISTING OF OTHER U.S. INSURANCE GROUPS OR ENTITIES UNDER THAT ULTIMATE CONTROLLING PARTY'S CONTROL

1	2	3	4	5	6	7	8
		Ownership Percentage Column 2 of Column 1	Granted Disclaimer of Control\ Affiliation of Column 2 Over Column 1 (Yes/No)			Ownership Percentage (Column 5 of Column 6)	Granted Disclaimer of Control\ Affiliation of Column 5 Over Column 6 (Yes/No)
Insurers in Holding Company	Owners with Greater Than 10% Ownership			Ultimate Controlling Party	U.S. Insurance Groups or Entities Controlled by Column 5		
Allied Insurance Company of America	Nationwide Mutual Insurance Company	100.000	NO.....	Nationwide Mutual Insurance Company	Nationwide	100.000	NO.....
Allied Property & Casualty Insurance Company	Nationwide Mutual Insurance Company	100.000	NO.....	Nationwide Mutual Insurance Company	Nationwide	100.000	NO.....
AMCO Insurance Company	Nationwide Mutual Insurance Company	100.000	NO.....	Nationwide Mutual Insurance Company	Nationwide	100.000	NO.....
Colonial County Mutual Insurance Company	Lone Star General Agency, Inc.	100.000	NO.....	Nationwide Mutual Insurance Company	Nationwide	100.000	NO.....
Crestbrook Insurance Company	Nationwide Mutual Insurance Company	100.000	NO.....	Nationwide Mutual Insurance Company	Nationwide	100.000	NO.....
Depositors Insurance Company	Nationwide Mutual Insurance Company	100.000	NO.....	Nationwide Mutual Insurance Company	Nationwide	100.000	NO.....
Eagle Captive Reinsurance, LLC	Nationwide Life Insurance Company	100.000	NO.....	Nationwide Mutual Insurance Company	Nationwide	100.000	NO.....
Freedom Specialty Insurance Company	Scottsdale Insurance Company	100.000	NO.....	Nationwide Mutual Insurance Company	Nationwide	100.000	NO.....
Harleysville Insurance Company	Nationwide Mutual Insurance Company	100.000	NO.....	Nationwide Mutual Insurance Company	Nationwide	100.000	NO.....
Harleysville Insurance Company of New Jersey	Nationwide Mutual Insurance Company	100.000	NO.....	Nationwide Mutual Insurance Company	Nationwide	100.000	NO.....
Harleysville Insurance Company of New York	Nationwide Mutual Insurance Company	100.000	NO.....	Nationwide Mutual Insurance Company	Nationwide	100.000	NO.....
Harleysville Preferred Insurance Company	Nationwide Mutual Insurance Company	100.000	NO.....	Nationwide Mutual Insurance Company	Nationwide	100.000	NO.....
Harleysville Worcester Insurance Company	Nationwide Mutual Insurance Company	100.000	NO.....	Nationwide Mutual Insurance Company	Nationwide	100.000	NO.....
Jefferson National Life Insurance Company	Nationwide Life Insurance Company	100.000	NO.....	Nationwide Mutual Insurance Company	Nationwide	100.000	NO.....
Jefferson National Life Insurance Company of New York	Jefferson National Life Insurance Company	100.000	NO.....	Nationwide Mutual Insurance Company	Nationwide	100.000	NO.....
National Casualty Company	Nationwide Mutual Insurance Company	100.000	NO.....	Nationwide Mutual Insurance Company	Nationwide	100.000	NO.....
Nationwide Affinity Insurance Company of America ...	Nationwide Mutual Insurance Company	100.000	NO.....	Nationwide Mutual Insurance Company	Nationwide	100.000	NO.....
Nationwide Agribusiness Insurance Company	Nationwide Mutual Insurance Company	100.000	NO.....	Nationwide Mutual Insurance Company	Nationwide	100.000	NO.....
Nationwide Assurance Company	Nationwide Mutual Insurance Company	100.000	NO.....	Nationwide Mutual Insurance Company	Nationwide	100.000	NO.....
Nationwide General Insurance Company	Nationwide Mutual Insurance Company	100.000	NO.....	Nationwide Mutual Insurance Company	Nationwide	100.000	NO.....
Nationwide Indemnity Company	Nationwide Mutual Insurance Company	100.000	NO.....	Nationwide Mutual Insurance Company	Nationwide	100.000	NO.....
Nationwide Insurance Company of America	Nationwide Mutual Insurance Company	100.000	NO.....	Nationwide Mutual Insurance Company	Nationwide	100.000	NO.....
Nationwide Insurance Company of Florida	Nationwide Mutual Insurance Company	100.000	NO.....	Nationwide Mutual Insurance Company	Nationwide	100.000	NO.....
Nationwide Life and Annuity Insurance Company	Nationwide Life Insurance Company	100.000	NO.....	Nationwide Mutual Insurance Company	Nationwide	100.000	NO.....
Nationwide Life Insurance Company	Nationwide Financial Services, Inc.	100.000	NO.....	Nationwide Mutual Insurance Company	Nationwide	100.000	NO.....
Nationwide Mutual Insurance Company	n/a			Nationwide Mutual Insurance Company	Nationwide		NO.....
Nationwide Property & Casualty Insurance Company ...	Nationwide Mutual Insurance Company	100.000	NO.....	Nationwide Mutual Insurance Company	Nationwide	100.000	NO.....
Olentangy Reinsurance, LLC	Nationwide Life and Annuity Insurance Company	100.000	NO.....	Nationwide Mutual Insurance Company	Nationwide	100.000	NO.....
Scottsdale Indemnity Company	Nationwide Mutual Insurance Company	100.000	NO.....	Nationwide Mutual Insurance Company	Nationwide	100.000	NO.....
Scottsdale Insurance Company	Nationwide Mutual Insurance Company	100.000	NO.....	Nationwide Mutual Insurance Company	Nationwide	100.000	NO.....
Scottsdale Surplus Lines Insurance Company	Scottsdale Insurance Company	100.000	NO.....	Nationwide Mutual Insurance Company	Nationwide	100.000	NO.....
Titan Insurance Company	Nationwide Mutual Insurance Company	100.000	NO.....	Nationwide Mutual Insurance Company	Nationwide	100.000	NO.....
Veterinary Pet Insurance Company	Scottsdale Insurance Company	100.000	NO.....	Nationwide Mutual Insurance Company	Nationwide	100.000	NO.....
Victoria Fire & Casualty Company	Nationwide Mutual Insurance Company	100.000	NO.....	Nationwide Mutual Insurance Company	Nationwide	100.000	NO.....
Victoria Select Insurance Company	Victoria Fire & Casualty Company	100.000	NO.....	Nationwide Mutual Insurance Company	Nationwide	100.000	NO.....

ANNUAL STATEMENT FOR THE YEAR 2024 OF THE NATIONWIDE INSURANCE COMPANY OF FLORIDA

SUPPLEMENTAL EXHIBITS AND SCHEDULES INTERROGATORIES

REQUIRED FILINGS

The following supplemental reports are required to be filed as part of your statement filing unless specifically waived by the domiciliary state. However, in the event that your domiciliary state waives the filing requirement, your response of **WAIVED** to the specific interrogatory will be accepted in lieu of filing a “NONE” report and a bar code will be printed below. If the supplement is required of your company but is not being filed for whatever reason enter **SEE EXPLANATION** and provide an explanation following the interrogatory questions.




		Responses
MARCH FILING		
1.	Will an actuarial opinion be filed by March 1?	YES
2.	Will the Supplemental Compensation Exhibit be filed with the state of domicile by March 1?	YES
3.	Will the confidential Risk-based Capital Report be filed with the NAIC by March 1?.....	YES
4.	Will the confidential Risk-based Capital Report be filed with the state of domicile, if required by March 1?.....	YES
APRIL FILING		
5.	Will the Insurance Expense Exhibit be filed with the state of domicile and the NAIC by April 1?	YES
6.	Will Management’s Discussion and Analysis be filed by April 1?	YES
7.	Will the Supplemental Investment Risk Interrogatories be filed by April 1?	YES
MAY FILING		
8.	Will this company be included in a combined annual statement which is filed with the NAIC by May 1?	YES
JUNE FILING		
9.	Will an audited financial report be filed by June 1?	YES
10.	Will Accountant's Letter of Qualifications be filed with the state of domicile and electronically with the NAIC by June 1?	YES

SUPPLEMENTAL FILINGS

The following supplemental reports are required to be filed as part of your annual statement filing **if your company is engaged in the type of business covered by the supplement. However, in the event that your company does not transact the type of business for which the special report must be filed, your response of NO to the specific interrogatory will be accepted in lieu of filing a “NONE” report and a bar code will be printed below.** If the supplement is required of your company but is not being filed for whatever reason enter **SEE EXPLANATION** and provide an explanation following the interrogatory questions.






MARCH FILING		
11.	Will Schedule SIS (Stockholder Information Supplement) be filed with the state of domicile by March 1?	NO
12.	Will the Financial Guaranty Insurance Exhibit be filed by March 1?.....	NO
13.	Will the Medicare Supplement Insurance Experience Exhibit be filed with the state of domicile and the NAIC by March 1?.....	NO
14.	Will Supplement A to Schedule T (Medical Professional Liability Supplement) be filed by March 1?	NO
15.	Will the Trusteed Surplus Statement be filed with the state of domicile and the NAIC by March 1?	NO
16.	Will the Premiums Attributed to Protected Cells Exhibit be filed by March 1?	NO
17.	Will the Reinsurance Summary Supplemental Filing for General Interrogatory 9 be filed with the state of domicile and the NAIC by March 1? ...	NO
18.	Will the Medicare Part D Coverage Supplement be filed with the state of domicile and the NAIC by March 1?.....	NO
19.	Will the confidential Actuarial Opinion Summary be filed with the state of domicile, if required, by March 15 (or the date otherwise specified)?..	YES
20.	Will the Reinsurance Attestation Supplement be filed with the state of domicile and the NAIC by March 1?	YES
21.	Will the Exceptions to the Reinsurance Attestation Supplement be filed with the state of domicile by March 1?	NO
22.	Will the Bail Bond Supplement be filed with the state of domicile and the NAIC by March 1?	NO
23.	Will the Director and Officer Insurance Coverage Supplement be filed with the state of domicile and the NAIC by March 1?	YES
24.	Will an approval from the reporting entity’s state of domicile for relief related to the five-year rotation requirement for lead audit partner be filed electronically with the NAIC by March 1?	NO
25.	Will an approval from the reporting entity’s state of domicile for relief related to the one-year cooling off period for independent CPA be filed electronically with the NAIC by March 1?	NO
26.	Will an approval from the reporting entity’s state of domicile for relief related to the Requirements for Audit Committees be filed electronically with the NAIC by March 1?.....	NO
27.	Will the Supplemental Schedule for Reinsurance Counterparty Reporting Exception - Asbestos and Pollution Contracts be filed with the state of domicile and the NAIC by March 1?.....	NO
28.	Will the Exhibit of Other Liabilities by Lines of Business be filed with the state of domicile and the NAIC by March 1?.....	YES
29.	Will the Market Conduct Annual Statement (MCAS) Premium Exhibit for Year be filed with appropriate jurisdictions and with the NAIC by March 1?.....	NO
APRIL FILING		
30.	Will the Credit Insurance Experience Exhibit be filed with the state of domicile and the NAIC by April 1?	NO
31.	Will the Long-term Care Experience Reporting Forms be filed with the state of domicile and the NAIC by April 1?	NO
32.	Will the Accident and Health Policy Experience Exhibit be filed by April 1?	NO
33.	Will the Supplemental Health Care Exhibit (Parts 1 and 2) be filed with the state of domicile and the NAIC by April 1?	NO
34.	Will the Cybersecurity Insurance Coverage Supplement be filed with the state of domicile and the NAIC by April 1?	YES
35.	Will the Life, Health & Annuity Guaranty Association Assessable Premium Exhibit - Parts 1 and 2 be filed with the state of domicile and the NAIC by April 1?	NO
36.	Will the Private Flood Insurance Supplement be filed with the state of domicile and the NAIC by April 1?	YES
37.	Will the Mortgage Guaranty Insurance Exhibit be filed with the state of domicile and the NAIC by April 1?	NO
AUGUST FILING		
38.	Will Management’s Report of Internal Control Over Financial Reporting be filed with the state of domicile by August 1?	YES
Explanations:		
11.		
12.		
13.		
14.		
15.		
16.		
17.		
18.		
21.		
22.		
24.		
25.		
26.		
27.		
29.		
30.		
31.		
32.		
33.		
35.		
37.		

Bar Codes:

11.	SIS Stockholder Information Supplement [Document Identifier 420]	
12.	Financial Guaranty Insurance Exhibit [Document Identifier 240]	
13.	Medicare Supplement Insurance Experience Exhibit [Document Identifier 360]	
14.	Supplement A to Schedule T [Document Identifier 455]	
15.	Trusteed Surplus Statement [Document Identifier 490]	
16.	Premiums Attributed to Protected Cells Exhibit [Document Identifier 385]	
17.	Reinsurance Summary Supplemental Filing [Document Identifier 401]	

ANNUAL STATEMENT FOR THE YEAR 2024 OF THE NATIONWIDE INSURANCE COMPANY OF FLORIDA

SUPPLEMENTAL EXHIBITS AND SCHEDULES INTERROGATORIES

18.	Medicare Part D Coverage Supplement [Document Identifier 365]	 1 0 9 4 8 2 0 2 4 3 6 5 0 0 0 0 0
21.	Exceptions to the Reinsurance Attestation Supplement [Document Identifier 400]	 1 0 9 4 8 2 0 2 4 4 0 0 0 0 0 0 0
22.	Bail Bond Supplement [Document Identifier 500]	 1 0 9 4 8 2 0 2 4 5 0 0 0 0 0 0 0
24.	Relief from the five-year rotation requirement for lead audit partner [Document Identifier 224]	 1 0 9 4 8 2 0 2 4 2 2 4 0 0 0 0 0
25.	Relief from the one-year cooling off period for independent CPA [Document Identifier 225]	 1 0 9 4 8 2 0 2 4 2 2 5 0 0 0 0 0
26.	Relief from the Requirements for Audit Committees [Document Identifier 226]	 1 0 9 4 8 2 0 2 4 2 2 6 0 0 0 0 0
27.	Reinsurance Counterparty Reporting Exception – Asbestos and Pollution Contracts [Document Identifier 555]	 1 0 9 4 8 2 0 2 4 5 5 5 0 0 0 0 0
29.	Market Conduct Annual Statement (MCAS) Premium Exhibit [Document Identifier 600]	 1 0 9 4 8 2 0 2 4 6 0 0 0 0 0 0 0
30.	Credit Insurance Experience Exhibit [Document Identifier 230]	 1 0 9 4 8 2 0 2 4 2 3 0 0 0 0 0 0
31.	Long-Term Care Experience Reporting Forms [Document Identifier 306]	 1 0 9 4 8 2 0 2 4 3 0 6 0 0 0 0 0
32.	Accident and Health Policy Experience Exhibit [Document Identifier 210]	 1 0 9 4 8 2 0 2 4 2 1 0 0 0 0 0 0
33.	Supplemental Health Care Exhibit (Parts 1 and 2) [Document Identifier 216]	 1 0 9 4 8 2 0 2 4 2 1 6 0 0 0 0 0
35.	Life, Health & Annuity Guaranty Association Assessable Premium Exhibit - Parts 1 and 2 [Document Identifier 290]	 1 0 9 4 8 2 0 2 4 2 9 0 0 0 0 0 0
37.	Will the Mortgage Guaranty Insurance Exhibit [Document Identifier 565]	 1 0 9 4 8 2 0 2 4 5 6 5 0 0 0 0 0

NONE



SUPPLEMENT FOR THE YEAR 2024 OF THE NATIONWIDE INSURANCE COMPANY OF FLORIDA

DIRECTOR AND OFFICER INSURANCE COVERAGE SUPPLEMENT

For The Year Ended December 31, 2024
(To Be Filed by March 1)

NAIC Group Code 0140 NAIC Company Code 10948

Company Name NATIONWIDE INSURANCE COMPANY OF FLORIDA

If the reporting entity writes any director and officer (D&O) business, please provide the following:

1. Monoline Policies

Direct Premiums		Direct Losses		Direct Defense and Cost Containment		Percentage of In Force Policies	
1 Written	2 Earned	3 Paid	4 Incurred	5 Paid	6 Incurred	7 Claims Made	8 Occurrence
\$ 420,857	\$ 431,966	\$ 1,913	\$ 6,913	\$ 41,124	\$ 41,124 100.0 % %

2. Commercial Multiple Peril (CMP) Packaged Policies

2.1 Does the reporting entity provide D&O liability coverage as part of a CMP packaged policy? Yes [X] No []

2.2 Can the direct premium earned for D&O liability coverage provided as part of a CMP packaged policy be quantified or estimated? Yes [X] No []

2.3 If the answer to question 2.2 is yes, provide the quantified or estimated direct premium earned amount for D&O liability coverage in CMP packaged policies

2.31 Amount quantified:.....\$ 212,733

2.32 Amount estimated using reasonable assumptions:.....\$

2.4 If the answer to question 2.1 is yes, please provide the following:

Direct Losses		Direct Defense and Cost Containment		Percentage of In Force Policies	
1 Paid	2 Paid + Change in Case Reserves	3 Paid	4 Paid + Change in Case Reserves	5 Claims Made	6 Occurrence
\$ 7,500	\$ 4,032	\$ 11,065	\$ 11,065 96.3 % 3.7 %



SUPPLEMENT FOR THE YEAR 2024 OF THE NATIONWIDE INSURANCE COMPANY OF FLORIDA

EXHIBIT OF OTHER LIABILITIES BY LINES OF BUSINESS

AS REPORTED ON LINE 17 OF THE EXHIBIT OF PREMIUMS AND LOSSES

(To Be Filed by March 1)

NAIC Group Code 0140

NAIC Company Code 10948

	Direct Business Only			
	Prior Year	Current Year		
	1 Written Premium	2 Written Premium	3 Losses Paid (deducting salvage)	4 Losses Unpaid (Case Base)
1. Completed operations	635,961	744,059	52,135	252,500
2. Errors & omissions (E&O)	6,889	6,353	11,672	
3. Directors & officers (D&O)	6,271	10,357		
4. Environmental liability	6,544	5,900		
5. Excess workers' compensation				
6. Commercial excess & umbrella				
7. Personal umbrella				
8. Employment liability	121,258	140,600		
9. Aggregate write-ins for facilities & premises (CGL)	2,424,489	1,952,633	1,449,241	2,825,730
10. Internet & cyber liability	201,347	156,509		
11. Aggregate write-ins for other	478	1,247		
12. Total ASL 17 - other liability (sum of lines 1 through 11)	3,403,237	3,017,658	1,513,048	3,078,230
DETAILS OF WRITE-INS				
0901. Commercial General Liability (CGL)	325,088	300,788		
0902. Premises and Operations Liability	2,071,008	1,633,320	1,367,978	2,825,730
0903. Aggregate of facilities & premises (CGL) lines of business less than 10% of category	28,393	18,525	81,263	
0998. Summary of remaining write-ins for Line 9 from overflow page				
0999. Totals (Lines 0901 through 0903 plus 0998)(Line 9 above)	2,424,489	1,952,633	1,449,241	2,825,730
1101. Aggregate of other lines of business less than 10% of category	478	1,247		
1102.				
1103.				
1198. Summary of remaining write-ins for Line 11 from overflow page				
1199. Totals (Lines 1101 through 1103 plus 1198)(Line 11 above)	478	1,247		