



PROPERTY AND CASUALTY COMPANIES - ASSOCIATION EDITION

ANNUAL STATEMENT
FOR THE YEAR ENDED DECEMBER 31, 2024
OF THE CONDITION AND AFFAIRS OF THE
NATIONWIDE ASSURANCE COMPANY

NAIC Group Code01400140NAIC Company Code10723Employer's ID Number95-0639970
(Current)(Prior)

Organized under the Laws ofOHIO, State of Domicile or Port of EntryOH
Country of DomicileUnited States of America

Incorporated/Organized02/13/1942Commenced Business04/15/1942

Statutory Home OfficeONE WEST NATIONWIDE BLVD.,COLUMBUS, OH, US 43215-2220
(Street and Number)(City or Town, State, Country and Zip Code)

Main Administrative OfficeONE WEST NATIONWIDE BLVD.
(Street and Number)
COLUMBUS, OH, US 43215-2220614-249-1545
(City or Town, State, Country and Zip Code)(Area Code) (Telephone Number)

Mail AddressONE WEST NATIONWIDE BLVD., 1-14-301COLUMBUS, OH, US 43215-2220
(Street and Number or P.O. Box)(City or Town, State, Country and Zip Code)

Primary Location of Books and RecordsONE WEST NATIONWIDE BLVD., 1-14-301
(Street and Number)
COLUMBUS, OH, US 43215-2220614-249-1545
(City or Town, State, Country and Zip Code)(Area Code) (Telephone Number)

Internet Website AddressWWW.NATIONWIDE.COM

Statutory Statement ContactANDREA D. IACOBONI614-249-1545
(Name)(Area Code) (Telephone Number)
FINRPT@NATIONWIDE.COM866-315-1430
(E-mail Address)(FAX Number)

OFFICERS

PRESIDENT & COOMARK ALLEN BERVENVP & TREASURERPETER JUSTIN ROTHERMEL
SVP & SECRETARYDENISE LYNN SKINGLE

OTHER

KEVIN PAUL SCHEIDERER #, VP-CHIEF TAX OFFC

DIRECTORS OR TRUSTEES

CHARLES ANTHONY BEALMARK ALLEN BERVENOSCAR GUERRERO
CASEY ELLEN KEMPTON #GEORGE MIDDLETON WILLIAMS III

State ofOHIOSS
County ofFRANKLIN

The officers of this reporting entity being duly sworn, each depose and say that they are the described officers of said reporting entity, and that on the reporting period stated above, all of the herein described assets were the absolute property of the said reporting entity, free and clear from any liens or claims thereon, except as herein stated, and that this statement, together with related exhibits, schedules and explanations therein contained, annexed or referred to, is a full and true statement of all the assets and liabilities and of the condition and affairs of the said reporting entity as of the reporting period stated above, and of its income and deductions therefrom for the period ended, and have been completed in accordance with the NAIC Annual Statement Instructions and Accounting Practices and Procedures manual except to the extent that: (1) state law may differ; or, (2) that state rules or regulations require differences in reporting not related to accounting practices and procedures, according to the best of their information, knowledge and belief, respectively. Furthermore, the scope of this attestation by the described officers also includes the related corresponding electronic filing with the NAIC, when required, that is an exact copy (except for formatting differences due to electronic filing) of the enclosed statement. The electronic filing may be requested by various regulators in lieu of or in addition to the enclosed statement.

MARK ALLEN BERVEN
PRESIDENT & COO

DENISE LYNN SKINGLE
SVP & SECRETARY

PETER JUSTIN ROTHERMEL
VP & TREASURER

Subscribed and sworn to before me this15th day ofFEBRUARY 2025

a. Is this an original filing? Yes [X] No []
b. If no,
1. State the amendment number.....
2. Date filed
3. Number of pages attached.....



Ryan James Lamb
Notary Public, State of Ohio
Commission #: 2024-RE-883431
My Commission Expires 10-30-29



ANNUAL STATEMENT FOR THE YEAR 2024 OF THE NATIONWIDE ASSURANCE COMPANY

EXHIBIT OF PREMIUMS AND LOSSES (Statutory Page 14)

NAIC Group Code 0140

BUSINESS IN THE STATE OF Alabama

DURING THE YEAR 2024

NAIC Company Code 10723

Line of Business		Gross Premiums, Including Policy and Membership Fees, Less Return Premiums and Premiums on Policies not Taken		3	4	5	6	7	8	9	10	11	12
		1	2										
		Direct Premiums Written	Direct Premiums Earned	Dividends Paid or Credited to Policyholders on Direct Business	Direct Unearned Premium Reserves	Direct Losses Paid (deducting salvage)	Direct Losses Incurred	Direct Losses Unpaid	Direct Defense and Cost Containment Expense Paid	Direct Defense and Cost Containment Expense Incurred	Direct Defense and Cost Containment Expense Unpaid	Commissions and Brokerage Expenses	Taxes, Licenses and Fees
1.	Fire	43,694	80,695		20,969		2,909	9,284		210	680	7,436	2,734
2.1	Allied Lines	68,480	126,004		31,143	1,490	9,565	13,617		470	805	11,928	4,302
2.2	Multiple Peril Crop												
2.3	Federal Flood												
2.4	Private Crop												
2.5	Private Flood												
3.	Farmowners Multiple Peril												
4.	Homeowners Multiple Peril												
5.1	Commercial Multiple Peril (Non-Liability Portion)	5,861,554	8,080,801		2,562,273	3,320,009	7,257,100	5,586,324	100,466	80,018	157,190	991,790	217,088
5.2	Commercial Multiple Peril (Liability Portion)	2,062,143	2,579,571		970,066	1,103,751	2,524,872	3,171,361	88,491	130,118	559,291	341,956	80,188
6.	Mortgage Guaranty												
8.	Ocean Marine												
9.1	Inland Marine												
9.2	Pet Insurance Plans												
10.	Financial Guaranty												
11.1	Medical Professional Liability - Occurrence												
11.2	Medical Professional Liability - Claims-Made												
12.	Earthquake	4,247	9,555		2,372							664	(548)
13.1	Comprehensive (hospital and medical) ind (b)												
13.2	Comprehensive (hospital and medical) group (b)												
14.	Credit A&H (Group and Individual)												
15.1	Vision Only (b).....												
15.2	Dental Only (b)												
15.3	Disability Income (b)												
15.4	Medicare Supplement (b)												
15.5	Medicaid Title XIX (b)												
15.6	Medicare Title XVIII (b).....												
15.7	Long-Term Care (b)												
15.8	Federal Employees Health Benefits Plan (b)												
15.9	Other Health (b)												
16.	Workers' Compensation	150,580	135,044		78,418	14,477	789,478	786,782	27	915	7,221	(44,043)	4,753
17.1	Other Liability - Occurrence	815,224	1,023,004		331,821	85,189	1,438,566	1,974,593	99,644	182,885	287,345	107,381	32,148
17.2	Other Liability - Claims-Made	34,368	40,213		18,583							5,931	1,165
17.3	Excess Workers' Compensation												
18.1	Products Liability - Occurrence												
18.2	Products Liability - Claims-Made												
19.1	Private Passenger Auto No-Fault (Personal Injury Protection)												
19.2	Other Private Passenger Auto Liability						5	(6)		(1)			(204)
19.3	Commercial Auto No-Fault (Personal Injury Protection)												
19.4	Other Commercial Auto Liability	92,684	71,587		49,047		4,243	22,800		1,402	3,912	15,375	2,949
21.1	Private Passenger Auto Physical Damage												
21.2	Commercial Auto Physical Damage	31,501	26,630		13,457		249	539		(39)	71	5,213	946
22.	Aircraft (all perils)												
23.	Fidelity												
24.	Surety												
26.	Burglary and Theft	1,555	1,376		524		31	88		4	7	249	43
27.	Boiler and Machinery	134,348	181,460		60,514	131,462	(8,927)	22,726		146	2,149	23,597	5,176
28.	Credit												
29.	International												
30.	Warranty												
31.	Reins nonproportional assumed property	XXX	XXX	XXX	XXX	XXX	XXX	XXX	XXX	XXX	XXX	XXX	XXX
32.	Reins nonproportional assumed liability	XXX	XXX	XXX	XXX	XXX	XXX	XXX	XXX	XXX	XXX	XXX	XXX
33.	Reins nonproportional assumed financial lines	XXX	XXX	XXX	XXX	XXX	XXX	XXX	XXX	XXX	XXX	XXX	XXX
34.	Aggregate Write-Ins for Other Lines of Business												
35.	Total (a)	9,300,378	12,355,940		4,139,187	4,656,380	12,018,092	11,588,106	288,628	396,130	1,018,671	1,467,476	350,741
DETAILS OF WRITE-INS													
3401.												
3402.												
3403.												
3498.	Summary of remaining write-ins for Line 34 from overflow page												
3499.	Totals (Lines 3401 through 3403 plus 3498)(Line 34 above)												

(a) Finance and service charges not included in Lines 1 to 35 \$ 46,549

(b) For health business on indicated lines report: Number of persons insured under PPO managed care products and number of persons insured under indemnity only products



ANNUAL STATEMENT FOR THE YEAR 2024 OF THE NATIONWIDE ASSURANCE COMPANY

EXHIBIT OF PREMIUMS AND LOSSES (Statutory Page 14)

NAIC Group Code 0140

BUSINESS IN THE STATE OF Alaska

DURING THE YEAR 2024

NAIC Company Code 10723

Line of Business	Gross Premiums, Including Policy and Membership Fees, Less Return Premiums and Premiums on Policies not Taken		3	4	5	6	7	8	9	10	11	12
	1	2										
	Direct Premiums Written	Direct Premiums Earned	Dividends Paid or Credited to Policyholders on Direct Business	Direct Unearned Premium Reserves	Direct Losses Paid (deducting salvage)	Direct Losses Incurred	Direct Losses Unpaid	Direct Defense and Cost Containment Expense Paid	Direct Defense and Cost Containment Expense Incurred	Direct Defense and Cost Containment Expense Unpaid	Commissions and Brokerage Expenses	Taxes, Licenses and Fees
1. Fire												
2.1 Allied Lines												
2.2 Multiple Peril Crop												
2.3 Federal Flood												
2.4. Private Crop												
2.5 Private Flood												
3. Farmowners Multiple Peril												
4. Homeowners Multiple Peril												
5.1 Commercial Multiple Peril (Non-Liability Portion)												2,350
5.2 Commercial Multiple Peril (Liability Portion)												
6. Mortgage Guaranty												
8. Ocean Marine												
9.1 Inland Marine												
9.2 Pet Insurance Plans												
10. Financial Guaranty												
11.1 Medical Professional Liability - Occurrence												
11.2 Medical Professional Liability - Claims-Made												
12. Earthquake												
13.1 Comprehensive (hospital and medical) ind (b)												
13.2 Comprehensive (hospital and medical) group (b)												
14. Credit A&H (Group and Individual)												
15.1 Vision Only (b).....												
15.2 Dental Only (b)												
15.3 Disability Income (b)												
15.4 Medicare Supplement (b)												
15.5 Medicaid Title XIX (b)												
15.6 Medicare Title XVIII (b).....												
15.7 Long-Term Care (b)												
15.8 Federal Employees Health Benefits Plan (b)												
15.9 Other Health (b)												
16. Workers' Compensation												
17.1 Other Liability - Occurrence												
17.2 Other Liability - Claims-Made												
17.3 Excess Workers' Compensation												
18.1 Products Liability - Occurrence												
18.2 Products Liability - Claims-Made												
19.1 Private Passenger Auto No-Fault (Personal Injury Protection)												
19.2 Other Private Passenger Auto Liability												15
19.3 Commercial Auto No-Fault (Personal Injury Protection)												
19.4 Other Commercial Auto Liability												
21.1 Private Passenger Auto Physical Damage												
21.2 Commercial Auto Physical Damage												
22. Aircraft (all perils)												
23. Fidelity												
24. Surety												
26. Burglary and Theft												
27. Boiler and Machinery												
28. Credit												
29. International												
30. Warranty												
31. Reins nonproportional assumed property	XXX	XXX	XXX	XXX	XXX	XXX	XXX	XXX	XXX	XXX	XXX	XXX
32. Reins nonproportional assumed liability	XXX	XXX	XXX	XXX	XXX	XXX	XXX	XXX	XXX	XXX	XXX	XXX
33. Reins nonproportional assumed financial lines	XXX	XXX	XXX	XXX	XXX	XXX	XXX	XXX	XXX	XXX	XXX	XXX
34. Aggregate Write-Ins for Other Lines of Business												
35. Total (a)												2,365
DETAILS OF WRITE-INS												
3401.												
3402.												
3403.												
3498. Summary of remaining write-ins for Line 34 from overflow page												
3499. Totals (Lines 3401 through 3403 plus 3498)(Line 34 above)												

(a) Finance and service charges not included in Lines 1 to 35 \$
(b) For health business on indicated lines report: Number of persons insured under PPO managed care products and number of persons insured under indemnity only products



ANNUAL STATEMENT FOR THE YEAR 2024 OF THE NATIONWIDE ASSURANCE COMPANY

EXHIBIT OF PREMIUMS AND LOSSES (Statutory Page 14)

NAIC Group Code 0140

BUSINESS IN THE STATE OF Arizona

DURING THE YEAR 2024

NAIC Company Code 10723

Line of Business		Gross Premiums, Including Policy and Membership Fees, Less Return Premiums and Premiums on Policies not Taken		3	4	5	6	7	8	9	10	11	12
		1	2										
		Direct Premiums Written	Direct Premiums Earned	Dividends Paid or Credited to Policyholders on Direct Business	Direct Unearned Premium Reserves	Direct Losses Paid (deducting salvage)	Direct Losses Incurred	Direct Losses Unpaid	Direct Defense and Cost Containment Expense Paid	Direct Defense and Cost Containment Expense Incurred	Direct Defense and Cost Containment Expense Unpaid	Commissions and Brokerage Expenses	Taxes, Licenses and Fees
1.	Fire	35,316	42,785		14,603	253,300	256,008	5,050	1,578	1,669	361	5,624	867
2.1	Allied Lines	70,694	99,897		32,873	355,708	159,307	11,802	15,729	15,888	968	11,825	1,939
2.2	Multiple Peril Crop												
2.3	Federal Flood												
2.4	Private Crop												
2.5	Private Flood												
3.	Farmowners Multiple Peril												
4.	Homeowners Multiple Peril												
5.1	Commercial Multiple Peril (Non-Liability Portion)	3,135,872	3,486,334		1,496,119	3,867,166	1,990,356	1,152,412	48,939	44,690	63,485	484,499	75,787
5.2	Commercial Multiple Peril (Liability Portion)	1,791,933	2,072,528		780,411	747,479	869,425	1,121,845	73,780	236,313	602,950	276,456	43,552
6.	Mortgage Guaranty												
8.	Ocean Marine												
9.1	Inland Marine												
9.2	Pet Insurance Plans												
10.	Financial Guaranty												
11.1	Medical Professional Liability - Occurrence												
11.2	Medical Professional Liability - Claims-Made												
12.	Earthquake	2,702	2,489		1,663							412	61
13.1	Comprehensive (hospital and medical) ind (b)												
13.2	Comprehensive (hospital and medical) group (b)												
14.	Credit A&H (Group and Individual)												
15.1	Vision Only (b).....												
15.2	Dental Only (b)												
15.3	Disability Income (b)												
15.4	Medicare Supplement (b)												
15.5	Medicaid Title XIX (b)												
15.6	Medicare Title XVIII (b).....												
15.7	Long-Term Care (b)												
15.8	Federal Employees Health Benefits Plan (b)												
15.9	Other Health (b)												
16.	Workers' Compensation	137,080	92,386		75,236	183,453	(39,132)	172,376	30,582	31,395	8,883	13,799	2,996
17.1	Other Liability - Occurrence	413,167	484,637		206,631	1,115,220	105,852	231,173	16,445	100,933	208,752	60,144	10,127
17.2	Other Liability - Claims-Made	33,170	35,144		15,746							5,571	814
17.3	Excess Workers' Compensation												
18.1	Products Liability - Occurrence												
18.2	Products Liability - Claims-Made												
19.1	Private Passenger Auto No-Fault (Personal Injury Protection)												
19.2	Other Private Passenger Auto Liability												
19.3	Commercial Auto No-Fault (Personal Injury Protection)												
19.4	Other Commercial Auto Liability	1,280,648	1,852,660		607,357	921,518	1,216,173	1,487,856	3,920	37,404	113,355	194,580	34,340
21.1	Private Passenger Auto Physical Damage												
21.2	Commercial Auto Physical Damage	255,870	388,507		115,995	242,034	226,285	10,368	3,623	3,455	427	37,540	6,799
22.	Aircraft (all perils)												
23.	Fidelity												
24.	Surety												
26.	Burglary and Theft	378	508		240		(24)	51		(2)	6	57	12
27.	Boiler and Machinery	127,330	148,900		64,492	367,747	509,337	151,428		153	1,632	19,774	3,150
28.	Credit												
29.	International												
30.	Warranty												
31.	Reins nonproportional assumed property	XXX	XXX	XXX	XXX	XXX	XXX	XXX	XXX	XXX	XXX	XXX	XXX
32.	Reins nonproportional assumed liability	XXX	XXX	XXX	XXX	XXX	XXX	XXX	XXX	XXX	XXX	XXX	XXX
33.	Reins nonproportional assumed financial lines	XXX	XXX	XXX	XXX	XXX	XXX	XXX	XXX	XXX	XXX	XXX	XXX
34.	Aggregate Write-Ins for Other Lines of Business												
35.	Total (a)	7,284,160	8,706,775		3,411,365	8,053,624	5,293,587	4,344,361	194,595	471,898	1,000,819	1,110,281	180,443
DETAILS OF WRITE-INS													
3401.												
3402.												
3403.												
3498.	Summary of remaining write-ins for Line 34 from overflow page												
3499.	Totals (Lines 3401 through 3403 plus 3498)(Line 34 above)												

(a) Finance and service charges not included in Lines 1 to 35 \$ 14,621

(b) For health business on indicated lines report: Number of persons insured under PPO managed care products and number of persons insured under indemnity only products



ANNUAL STATEMENT FOR THE YEAR 2024 OF THE NATIONWIDE ASSURANCE COMPANY

EXHIBIT OF PREMIUMS AND LOSSES (Statutory Page 14)

NAIC Group Code 0140

BUSINESS IN THE STATE OF Arkansas

DURING THE YEAR 2024

NAIC Company Code 10723

Line of Business		Gross Premiums, Including Policy and Membership Fees, Less Return Premiums and Premiums on Policies not Taken		3	4	5	6	7	8	9	10	11	12
		1	2										
		Direct Premiums Written	Direct Premiums Earned	Dividends Paid or Credited to Policyholders on Direct Business	Direct Unearned Premium Reserves	Direct Losses Paid (deducting salvage)	Direct Losses Incurred	Direct Losses Unpaid	Direct Defense and Cost Containment Expense Paid	Direct Defense and Cost Containment Expense Incurred	Direct Defense and Cost Containment Expense Unpaid	Commissions and Brokerage Expenses	Taxes, Licenses and Fees
1.	Fire	14,945	49,181		7,881		4,501	9,250		130	454	3,287	1,314
2.1	Allied Lines	27,183	61,285		14,993		4,032	15,608		68	780	4,623	2,236
2.2	Multiple Peril Crop												
2.3	Federal Flood												
2.4	Private Crop												
2.5	Private Flood												
3.	Farmowners Multiple Peril												
4.	Homeowners Multiple Peril												
5.1	Commercial Multiple Peril (Non-Liability Portion)	1,374,160	1,883,235		655,942	2,050,777	2,481,903	1,528,739	62,200	52,402	43,300	208,237	101,676
5.2	Commercial Multiple Peril (Liability Portion)	483,521	542,709		205,347	84,449	142,380	231,992	50,745	77,974	116,376	33,868	31,562
6.	Mortgage Guaranty												
8.	Ocean Marine												
9.1	Inland Marine												
9.2	Pet Insurance Plans												
10.	Financial Guaranty												
11.1	Medical Professional Liability - Occurrence												
11.2	Medical Professional Liability - Claims-Made												
12.	Earthquake	8,079	25,102		3,369							1,171	345
13.1	Comprehensive (hospital and medical) ind (b)												
13.2	Comprehensive (hospital and medical) group (b)												
14.	Credit A&H (Group and Individual)												
15.1	Vision Only (b).....												
15.2	Dental Only (b)												
15.3	Disability Income (b)												
15.4	Medicare Supplement (b)												
15.5	Medicaid Title XIX (b)												
15.6	Medicare Title XVIII (b).....												
15.7	Long-Term Care (b)												
15.8	Federal Employees Health Benefits Plan (b)												
15.9	Other Health (b)												
16.	Workers' Compensation	33,959	44,673		7,301	204	1,828	7,916	82	(1,084)	3,405	4,277	3,151
17.1	Other Liability - Occurrence	438,288	462,426		177,194	38,576	109,500	290,949	213	48,828	121,624	66,296	22,843
17.2	Other Liability - Claims-Made	13,723	15,757		7,100							2,203	796
17.3	Excess Workers' Compensation												
18.1	Products Liability - Occurrence												
18.2	Products Liability - Claims-Made												
19.1	Private Passenger Auto No-Fault (Personal Injury Protection)												
19.2	Other Private Passenger Auto Liability						114	(277)		(87)	103		
19.3	Commercial Auto No-Fault (Personal Injury Protection)	119	59		68		4	13		3	7	18	3
19.4	Other Commercial Auto Liability	56,052	46,853		30,048		364	16,154		736	2,702	9,188	2,476
21.1	Private Passenger Auto Physical Damage						(20)						
21.2	Commercial Auto Physical Damage	24,003	18,961		11,771	10,724	10,753	494		(29)	44	3,366	899
22.	Aircraft (all perils)												
23.	Fidelity												
24.	Surety												
26.	Burglary and Theft	4	4		1							1	1
27.	Boiler and Machinery	33,140	45,121		13,489		2,712	12,410		(38)	704	5,235	2,240
28.	Credit												
29.	International												
30.	Warranty												
31.	Reins nonproportional assumed property	XXX	XXX	XXX	XXX	XXX	XXX	XXX	XXX	XXX	XXX	XXX	XXX
32.	Reins nonproportional assumed liability	XXX	XXX	XXX	XXX	XXX	XXX	XXX	XXX	XXX	XXX	XXX	XXX
33.	Reins nonproportional assumed financial lines	XXX	XXX	XXX	XXX	XXX	XXX	XXX	XXX	XXX	XXX	XXX	XXX
34.	Aggregate Write-Ins for Other Lines of Business												
35.	Total (a)	2,507,176	3,195,364		1,134,503	2,184,730	2,758,070	2,113,249	113,240	178,902	289,499	341,771	169,543
DETAILS OF WRITE-INS													
3401.												
3402.												
3403.												
3498.	Summary of remaining write-ins for Line 34 from overflow page												
3499.	Totals (Lines 3401 through 3403 plus 3498)(Line 34 above)												

(a) Finance and service charges not included in Lines 1 to 35 \$ 10,330
(b) For health business on indicated lines report: Number of persons insured under PPO managed care products and number of persons insured under indemnity only products



ANNUAL STATEMENT FOR THE YEAR 2024 OF THE NATIONWIDE ASSURANCE COMPANY

EXHIBIT OF PREMIUMS AND LOSSES (Statutory Page 14)

NAIC Group Code 0140

BUSINESS IN THE STATE OF California

DURING THE YEAR 2024

NAIC Company Code 10723

Line of Business		Gross Premiums, Including Policy and Membership Fees, Less Return Premiums and Premiums on Policies not Taken		3 Dividends Paid or Credited to Policyholders on Direct Business	4 Direct Unearned Premium Reserves	5 Direct Losses Paid (deducting salvage)	6 Direct Losses Incurred	7 Direct Losses Unpaid	8 Direct Defense and Cost Containment Expense Paid	9 Direct Defense and Cost Containment Expense Incurred	10 Direct Defense and Cost Containment Expense Unpaid	11 Commissions and Brokerage Expenses	12 Taxes, Licenses and Fees
		1 Direct Premiums Written	2 Direct Premiums Earned										
1.	Fire		442				(1)	(1)		4	4		4,232
2.1	Allied Lines		774				(1)	(1)		7	7		7,418
2.2	Multiple Peril Crop												
2.3	Federal Flood												
2.4	Private Crop												
2.5	Private Flood												
3.	Farmowners Multiple Peril												
4.	Homeowners Multiple Peril												
5.1	Commercial Multiple Peril (Non-Liability Portion)		591			22,411	(101,965)		497	502	5	57	2,436
5.2	Commercial Multiple Peril (Liability Portion)	(388)	(388)									(6,070)	(9)
6.	Mortgage Guaranty												
8.	Ocean Marine												
9.1	Inland Marine												
9.2	Pet Insurance Plans												
10.	Financial Guaranty												
11.1	Medical Professional Liability - Occurrence												
11.2	Medical Professional Liability - Claims-Made												
12.	Earthquake												
13.1	Comprehensive (hospital and medical) ind (b)												
13.2	Comprehensive (hospital and medical) group (b)												
14.	Credit A&H (Group and Individual)												
15.1	Vision Only (b).....												
15.2	Dental Only (b)												
15.3	Disability Income (b)												
15.4	Medicare Supplement (b)												
15.5	Medicaid Title XIX (b)												
15.6	Medicare Title XVIII (b).....												
15.7	Long-Term Care (b)												
15.8	Federal Employees Health Benefits Plan (b)												
15.9	Other Health (b)												
16.	Workers' Compensation	155,377	48,827		106,550	1,659	10,251	8,592		2,274	2,274	22,802	9,290
17.1	Other Liability - Occurrence												(2,008)
17.2	Other Liability - Claims-Made												
17.3	Excess Workers' Compensation												
18.1	Products Liability - Occurrence												
18.2	Products Liability - Claims-Made												
19.1	Private Passenger Auto No-Fault (Personal Injury Protection)												
19.2	Other Private Passenger Auto Liability												
19.3	Commercial Auto No-Fault (Personal Injury Protection)												
19.4	Other Commercial Auto Liability											(2)	(1,675)
21.1	Private Passenger Auto Physical Damage												
21.2	Commercial Auto Physical Damage												
22.	Aircraft (all perils)												
23.	Fidelity												
24.	Surety												
26.	Burglary and Theft												
27.	Boiler and Machinery												
28.	Credit												
29.	International												
30.	Warranty												
31.	Reins nonproportional assumed property	XXX	XXX	XXX	XXX	XXX	XXX	XXX	XXX	XXX	XXX	XXX	XXX
32.	Reins nonproportional assumed liability	XXX	XXX	XXX	XXX	XXX	XXX	XXX	XXX	XXX	XXX	XXX	XXX
33.	Reins nonproportional assumed financial lines	XXX	XXX	XXX	XXX	XXX	XXX	XXX	XXX	XXX	XXX	XXX	XXX
34.	Aggregate Write-Ins for Other Lines of Business												
35.	Total (a)	154,989	50,246		106,550	24,070	(91,716)	8,590	497	2,787	2,291	16,787	19,684
DETAILS OF WRITE-INS													
3401.												
3402.												
3403.												
3498.	Summary of remaining write-ins for Line 34 from overflow page												
3499.	Totals (Lines 3401 through 3403 plus 3498)(Line 34 above)												

(a) Finance and service charges not included in Lines 1 to 35 \$286
(b) For health business on indicated lines report: Number of persons insured under PPO managed care products and number of persons insured under indemnity only products



ANNUAL STATEMENT FOR THE YEAR 2024 OF THE NATIONWIDE ASSURANCE COMPANY

EXHIBIT OF PREMIUMS AND LOSSES (Statutory Page 14)

NAIC Group Code 0140 BUSINESS IN THE STATE OF Colorado DURING THE YEAR 2024 NAIC Company Code 10723

Line of Business		Gross Premiums, Including Policy and Membership Fees, Less Return Premiums and Premiums on Policies not Taken		3	4	5	6	7	8	9	10	11	12
		1	2										
		Direct Premiums Written	Direct Premiums Earned	Dividends Paid or Credited to Policyholders on Direct Business	Direct Unearned Premium Reserves	Direct Losses Paid (deducting salvage)	Direct Losses Incurred	Direct Losses Unpaid	Direct Defense and Cost Containment Expense Paid	Direct Defense and Cost Containment Expense Incurred	Direct Defense and Cost Containment Expense Unpaid	Commissions and Brokerage Expenses	Taxes, Licenses and Fees
1.	Fire	72,574	82,776		28,723	10,921	13,544	16,967		(44)	1,272	11,220	1,486
2.1	Allied Lines	141,717	214,124		62,417	249,888	255,413	40,764	1,205	1,169	3,063	26,969	2,970
2.2	Multiple Peril Crop												
2.3	Federal Flood												
2.4	Private Crop												
2.5	Private Flood	3,392	5,668		1,538		(45)	298		96	160	754	75
3.	Farmowners Multiple Peril												
4.	Homeowners Multiple Peril												
5.1	Commercial Multiple Peril (Non-Liability Portion)	4,387,221	6,053,165		1,989,166	6,040,847	2,583,472	(114,002)	158,178	148,674	161,119	823,488	95,052
5.2	Commercial Multiple Peril (Liability Portion)	2,082,304	2,536,741		970,533	239,943	1,510,969	2,216,471	17,568	229,818	579,417	373,769	44,730
6.	Mortgage Guaranty												
8.	Ocean Marine												
9.1	Inland Marine												
9.2	Pet Insurance Plans												
10.	Financial Guaranty												
11.1	Medical Professional Liability - Occurrence												
11.2	Medical Professional Liability - Claims-Made												
12.	Earthquake	1,919	3,013		572							735	43
13.1	Comprehensive (hospital and medical) ind (b)												
13.2	Comprehensive (hospital and medical) group (b)												
14.	Credit A&H (Group and Individual)												
15.1	Vision Only (b).....												
15.2	Dental Only (b)												
15.3	Disability Income (b)												
15.4	Medicare Supplement (b)												
15.5	Medicaid Title XIX (b)												
15.6	Medicare Title XVIII (b).....												
15.7	Long-Term Care (b)												
15.8	Federal Employees Health Benefits Plan (b)												
15.9	Other Health (b)												
16.	Workers' Compensation	329,218	255,569		134,611	145,442	(4,380)	74,357	13,553	10,666	18,239	27,206	6,775
17.1	Other Liability - Occurrence	431,182	548,904		221,954	1,410,460	799,087	959,051	37,651	129,674	219,475	75,768	9,354
17.2	Other Liability - Claims-Made	52,530	58,420		32,349							8,612	1,117
17.3	Excess Workers' Compensation												
18.1	Products Liability - Occurrence												
18.2	Products Liability - Claims-Made												
19.1	Private Passenger Auto No-Fault (Personal Injury Protection)												
19.2	Other Private Passenger Auto Liability												
19.3	Commercial Auto No-Fault (Personal Injury Protection)												
19.4	Other Commercial Auto Liability	1,016,479	1,495,032		457,622	128,555	159,195	964,469	10,365	41,236	97,307	190,220	22,192
21.1	Private Passenger Auto Physical Damage												
21.2	Commercial Auto Physical Damage	351,426	547,711		150,610	209,734	151,833	34,660	1,696	1,509	507	66,984	7,668
22.	Aircraft (all perils)												
23.	Fidelity												
24.	Surety												
26.	Burglary and Theft	1,717	1,968		517		(119)	68		(6)	20	280	35
27.	Boiler and Machinery	150,199	231,908		67,803	4,518	12,304	39,182		171	2,933	30,132	3,288
28.	Credit												
29.	International												
30.	Warranty												
31.	Reins nonproportional assumed property	XXX	XXX	XXX	XXX	XXX	XXX	XXX	XXX	XXX	XXX	XXX	XXX
32.	Reins nonproportional assumed liability	XXX	XXX	XXX	XXX	XXX	XXX	XXX	XXX	XXX	XXX	XXX	XXX
33.	Reins nonproportional assumed financial lines	XXX	XXX	XXX	XXX	XXX	XXX	XXX	XXX	XXX	XXX	XXX	XXX
34.	Aggregate Write-Ins for Other Lines of Business												
35.	Total (a)	9,021,878	12,035,000		4,118,415	8,440,308	5,481,273	4,232,285	240,216	562,963	1,083,512	1,636,136	194,784
DETAILS OF WRITE-INS													
3401.												
3402.												
3403.												
3498.	Summary of remaining write-ins for Line 34 from overflow page												
3499.	Totals (Lines 3401 through 3403 plus 3498)(Line 34 above)												

(a) Finance and service charges not included in Lines 1 to 35 \$ 33,592
(b) For health business on indicated lines report: Number of persons insured under PPO managed care products and number of persons insured under indemnity only products



ANNUAL STATEMENT FOR THE YEAR 2024 OF THE NATIONWIDE ASSURANCE COMPANY

EXHIBIT OF PREMIUMS AND LOSSES (Statutory Page 14)

NAIC Group Code 0140 BUSINESS IN THE STATE OF Connecticut DURING THE YEAR 2024 NAIC Company Code 10723

Line of Business		Gross Premiums, Including Policy and Membership Fees, Less Return Premiums and Premiums on Policies not Taken		3 Dividends Paid or Credited to Policyholders on Direct Business	4 Direct Unearned Premium Reserves	5 Direct Losses Paid (deducting salvage)	6 Direct Losses Incurred	7 Direct Losses Unpaid	8 Direct Defense and Cost Containment Expense Paid	9 Direct Defense and Cost Containment Expense Incurred	10 Direct Defense and Cost Containment Expense Unpaid	11 Commissions and Brokerage Expenses	12 Taxes, Licenses and Fees
		1 Direct Premiums Written	2 Direct Premiums Earned										
1.	Fire	43,032	42,652		24,162	(642)	1,497			70	379	6,822	1,636
2.1	Allied Lines	93,594	85,732		42,937	13,826	3,181			130	797	16,027	3,263
2.2	Multiple Peril Crop												
2.3	Federal Flood												
2.4	Private Crop												
2.5	Private Flood												1
3.	Farmowners Multiple Peril												
4.	Homeowners Multiple Peril												
5.1	Commercial Multiple Peril (Non-Liability Portion)	2,437,565	2,581,007		1,224,192	515,943	351,875	142,632	7,832	3,563	36,205	523,706	62,361
5.2	Commercial Multiple Peril (Liability Portion)	1,072,602	1,084,337		526,482	247,203	341,499	936,914	94,429	89,466	213,043	14,577	35,216
6.	Mortgage Guaranty												
8.	Ocean Marine												
9.1	Inland Marine												
9.2	Pet Insurance Plans												
10.	Financial Guaranty												
11.1	Medical Professional Liability - Occurrence												
11.2	Medical Professional Liability - Claims-Made												
12.	Earthquake	9,118	12,501		5,583							1,691	146
13.1	Comprehensive (hospital and medical) ind (b)												
13.2	Comprehensive (hospital and medical) group (b)												
14.	Credit A&H (Group and Individual)												
15.1	Vision Only (b).....												
15.2	Dental Only (b)												
15.3	Disability Income (b)												
15.4	Medicare Supplement (b)												
15.5	Medicaid Title XIX (b)												
15.6	Medicare Title XVIII (b).....												
15.7	Long-Term Care (b)												
15.8	Federal Employees Health Benefits Plan (b)												
15.9	Other Health (b)												
16.	Workers' Compensation	57,642	89,541		18,537	48,766	165,037	150,997	7,950	8,839	11,993	12,250	5,513
17.1	Other Liability - Occurrence	589,332	591,701		306,906	58,732	300,856	768,197	62,774	75,278	159,949	52,444	18,826
17.2	Other Liability - Claims-Made	12,046	13,836		5,910							2,117	393
17.3	Excess Workers' Compensation												
18.1	Products Liability - Occurrence												
18.2	Products Liability - Claims-Made												
19.1	Private Passenger Auto No-Fault (Personal Injury Protection)												
19.2	Other Private Passenger Auto Liability						4,517	7,323	2,565	1,874	3,459	(2)	
19.3	Commercial Auto No-Fault (Personal Injury Protection)												
19.4	Other Commercial Auto Liability	1,063,751	1,224,650		539,830	1,090,946	1,151,857	1,349,555	34,500	46,725	92,388	181,573	30,697
21.1	Private Passenger Auto Physical Damage					(900)	(2,348)	(198)		(204)	503		
21.2	Commercial Auto Physical Damage	261,709	334,594		126,857	182,149	150,579	3,991	696	(925)	1,482	45,563	8,459
22.	Aircraft (all perils)												
23.	Fidelity												
24.	Surety												
26.	Burglary and Theft												
27.	Boiler and Machinery	66,318	60,655		31,899	(22,412)	(23,381)	2,090		59	573	10,460	2,199
28.	Credit												
29.	International												
30.	Warranty												
31.	Reins nonproportional assumed property	XXX	XXX	XXX	XXX	XXX	XXX	XXX	XXX	XXX	XXX	XXX	XXX
32.	Reins nonproportional assumed liability	XXX	XXX	XXX	XXX	XXX	XXX	XXX	XXX	XXX	XXX	XXX	XXX
33.	Reins nonproportional assumed financial lines	XXX	XXX	XXX	XXX	XXX	XXX	XXX	XXX	XXX	XXX	XXX	XXX
34.	Aggregate Write-Ins for Other Lines of Business												
35.	Total (a)	5,706,709	6,121,208		2,853,295	2,135,933	2,453,677	3,366,180	210,746	224,875	520,769	867,229	168,709
DETAILS OF WRITE-INS													
3401.												
3402.												
3403.												
3498.	Summary of remaining write-ins for Line 34 from overflow page												
3499.	Totals (Lines 3401 through 3403 plus 3498)(Line 34 above)												

(a) Finance and service charges not included in Lines 1 to 35 \$ 28,164
(b) For health business on indicated lines report: Number of persons insured under PPO managed care products and number of persons insured under indemnity only products



ANNUAL STATEMENT FOR THE YEAR 2024 OF THE NATIONWIDE ASSURANCE COMPANY

EXHIBIT OF PREMIUMS AND LOSSES (Statutory Page 14)

NAIC Group Code 0140

BUSINESS IN THE STATE OF Delaware

DURING THE YEAR 2024

NAIC Company Code 10723

Line of Business		Gross Premiums, Including Policy and Membership Fees, Less Return Premiums and Premiums on Policies not Taken		3	4	5	6	7	8	9	10	11	12
		1	2										
		Direct Premiums Written	Direct Premiums Earned	Dividends Paid or Credited to Policyholders on Direct Business	Direct Unearned Premium Reserves	Direct Losses Paid (deducting salvage)	Direct Losses Incurred	Direct Losses Unpaid	Direct Defense and Cost Containment Expense Paid	Direct Defense and Cost Containment Expense Incurred	Direct Defense and Cost Containment Expense Unpaid	Commissions and Brokerage Expenses	Taxes, Licenses and Fees
1.	Fire211	.111		.100		.3	.3				.37	.4
2.1	Allied Lines	1,112	.598		.514		.16	.16		.2	.2	.196	.24
2.2	Multiple Peril Crop												
2.3	Federal Flood												
2.4	Private Crop												
2.5	Private Flood367	.373		.46		(6)	.27		.7	.14	.55	.8
3.	Farmowners Multiple Peril												
4.	Homeowners Multiple Peril												
5.1	Commercial Multiple Peril (Non-Liability Portion)	890,795	905,906		.362,512	.39,587	.38,971	.20,704	.319	.75	.13,900	.140,344	.22,620
5.2	Commercial Multiple Peril (Liability Portion)	402,900	.383,877		.158,839	.73,091	.177,827	.289,772		.11,923	.64,423	.66,806	.9,647
6.	Mortgage Guaranty												
8.	Ocean Marine												
9.1	Inland Marine												
9.2	Pet Insurance Plans												
10.	Financial Guaranty												
11.1	Medical Professional Liability - Occurrence												
11.2	Medical Professional Liability - Claims-Made												
12.	Earthquake310	.306		.30							.42	.7
13.1	Comprehensive (hospital and medical) ind (b)												
13.2	Comprehensive (hospital and medical) group (b)												
14.	Credit A&H (Group and Individual)												
15.1	Vision Only (b).....												
15.2	Dental Only (b)												
15.3	Disability Income (b)												
15.4	Medicare Supplement (b)												
15.5	Medicaid Title XIX (b)												
15.6	Medicare Title XVIII (b).....												
15.7	Long-Term Care (b)												
15.8	Federal Employees Health Benefits Plan (b)												
15.9	Other Health (b)												
16.	Workers' Compensation26,176	.51,649		.4,207		.6,957	.10,878		(1,165)	.5,811	.935	.1,730
17.1	Other Liability - Occurrence17,759	.24,826		.7,073		.3,317	.8,293		.3,661	.5,644	.3,439	.485
17.2	Other Liability - Claims-Made1,068	.302		.766							.178	.23
17.3	Excess Workers' Compensation												
18.1	Products Liability - Occurrence												
18.2	Products Liability - Claims-Made												
19.1	Private Passenger Auto No-Fault (Personal Injury Protection)31	(64)		(24)	.32		
19.2	Other Private Passenger Auto Liability					(592)	(559)	(84)			.42		
19.3	Commercial Auto No-Fault (Personal Injury Protection)28,053	.36,247		.11,302	.660	(23,571)	.13,303		(3,034)	.12,794	.5,226	.674
19.4	Other Commercial Auto Liability268,709	.319,043		.116,261	.128,958	.20,849	.238,688	.9	.6,808	.29,179	.49,417	.6,564
21.1	Private Passenger Auto Physical Damage						(14)						
21.2	Commercial Auto Physical Damage70,978	.89,699		.33,645	.29,908	.22,597	.1,004	.428	(41)	.414	.13,128	.1,803
22.	Aircraft (all perils)												
23.	Fidelity												
24.	Surety												
26.	Burglary and Theft												
27.	Boiler and Machinery19,803	.22,696		.7,613	.1,374	.12,975	.12,588		.22	.224	.3,299	.504
28.	Credit												
29.	International												
30.	Warranty												
31.	Reins nonproportional assumed property	XXX	XXX	XXX	XXX	XXX	XXX	XXX	XXX	XXX	XXX	XXX	XXX
32.	Reins nonproportional assumed liability	XXX	XXX	XXX	XXX	XXX	XXX	XXX	XXX	XXX	XXX	XXX	XXX
33.	Reins nonproportional assumed financial lines	XXX	XXX	XXX	XXX	XXX	XXX	XXX	XXX	XXX	XXX	XXX	XXX
34.	Aggregate Write-Ins for Other Lines of Business												
35.	Total (a)	1,728,241	1,835,634		702,906	272,986	259,393	595,129	756	18,199	132,479	283,100	44,093
DETAILS OF WRITE-INS													
3401.												
3402.												
3403.												
3498.	Summary of remaining write-ins for Line 34 from overflow page												
3499.	Totals (Lines 3401 through 3403 plus 3498)(Line 34 above)												

(a) Finance and service charges not included in Lines 1 to 35 \$ 9,035
(b) For health business on indicated lines report: Number of persons insured under PPO managed care products and number of persons insured under indemnity only products



ANNUAL STATEMENT FOR THE YEAR 2024 OF THE NATIONWIDE ASSURANCE COMPANY

EXHIBIT OF PREMIUMS AND LOSSES (Statutory Page 14)

NAIC Group Code 0140 BUSINESS IN THE STATE OF District of Columbia DURING THE YEAR 2024 NAIC Company Code 10723

Line of Business		Gross Premiums, Including Policy and Membership Fees, Less Return Premiums and Premiums on Policies not Taken		3 Dividends Paid or Credited to Policyholders on Direct Business	4 Direct Unearned Premium Reserves	5 Direct Losses Paid (deducting salvage)	6 Direct Losses Incurred	7 Direct Losses Unpaid	8 Direct Defense and Cost Containment Expense Paid	9 Direct Defense and Cost Containment Expense Incurred	10 Direct Defense and Cost Containment Expense Unpaid	11 Commissions and Brokerage Expenses	12 Taxes, Licenses and Fees
		1 Direct Premiums Written	2 Direct Premiums Earned										
1.	Fire98				(3)	1			1		
2.1	Allied Lines307				(9)	4		1	2		
2.2	Multiple Peril Crop												
2.3	Federal Flood												
2.4	Private Crop												
2.5	Private Flood												
3.	Farmowners Multiple Peril												
4.	Homeowners Multiple Peril												
5.1	Commercial Multiple Peril (Non-Liability Portion)	1,877,091	2,278,750		950,086	1,027,031	1,121,079	143,094	9,002	8,097	31,010	231,177	102,329
5.2	Commercial Multiple Peril (Liability Portion)	310,153	345,098		160,961	93,250	151,268	255,627	25,993	36,194	69,965	42,553	13,892
6.	Mortgage Guaranty												
8.	Ocean Marine												
9.1	Inland Marine												
9.2	Pet Insurance Plans												
10.	Financial Guaranty												
11.1	Medical Professional Liability - Occurrence												
11.2	Medical Professional Liability - Claims-Made												
12.	Earthquake	3,790	3,426		1,932							481	126
13.1	Comprehensive (hospital and medical) ind (b)												
13.2	Comprehensive (hospital and medical) group (b)												
14.	Credit A&H (Group and Individual)												
15.1	Vision Only (b).....												
15.2	Dental Only (b)												
15.3	Disability Income (b)												
15.4	Medicare Supplement (b)												
15.5	Medicaid Title XIX (b)												
15.6	Medicare Title XVIII (b).....												
15.7	Long-Term Care (b)												
15.8	Federal Employees Health Benefits Plan (b)												
15.9	Other Health (b)												
16.	Workers' Compensation	38,575	22,783		29,036		4,990	5,898		(68)	1,440	3,064	1,416
17.1	Other Liability - Occurrence	75,548	84,084		17,252		16,125	35,214	125	4,434	10,274	10,590	2,007
17.2	Other Liability - Claims-Made	2,789	3,133		1,423							443	155
17.3	Excess Workers' Compensation												
18.1	Products Liability - Occurrence												
18.2	Products Liability - Claims-Made												
19.1	Private Passenger Auto No-Fault (Personal Injury Protection)						5	7		(1)	3		
19.2	Other Private Passenger Auto Liability						572	823		(80)	397		
19.3	Commercial Auto No-Fault (Personal Injury Protection)	1,411	2,114		657	(729)	641			(53)	582	213	27
19.4	Other Commercial Auto Liability	35,817	74,254		13,345	89,405	80,951	27,789	52	1,133	5,216	5,528	691
21.1	Private Passenger Auto Physical Damage						(83)	(20)		(11)	28		
21.2	Commercial Auto Physical Damage	10,819	23,762		5,102	11,793	4,048	183	20	(98)	100	1,642	202
22.	Aircraft (all perils)												
23.	Fidelity												
24.	Surety												
26.	Burglary and Theft												
27.	Boiler and Machinery	26,555	32,986		13,274	5,518	4,682	607		14	361	3,561	1,282
28.	Credit												
29.	International												
30.	Warranty												
31.	Reins nonproportional assumed property	XXX	XXX	XXX	XXX	XXX	XXX	XXX	XXX	XXX	XXX	XXX	XXX
32.	Reins nonproportional assumed liability	XXX	XXX	XXX	XXX	XXX	XXX	XXX	XXX	XXX	XXX	XXX	XXX
33.	Reins nonproportional assumed financial lines	XXX	XXX	XXX	XXX	XXX	XXX	XXX	XXX	XXX	XXX	XXX	XXX
34.	Aggregate Write-Ins for Other Lines of Business												
35.	Total (a)	2,382,548	2,870,795		1,187,068	1,226,996	1,382,896	469,808	35,192	49,560	119,378	299,252	122,128
DETAILS OF WRITE-INS													
3401.												
3402.												
3403.												
3498.	Summary of remaining write-ins for Line 34 from overflow page												
3499.	Totals (Lines 3401 through 3403 plus 3498)(Line 34 above)												

(a) Finance and service charges not included in Lines 1 to 35 \$ 20,552
(b) For health business on indicated lines report: Number of persons insured under PPO managed care products and number of persons insured under indemnity only products



ANNUAL STATEMENT FOR THE YEAR 2024 OF THE NATIONWIDE ASSURANCE COMPANY

EXHIBIT OF PREMIUMS AND LOSSES (Statutory Page 14)

NAIC Group Code 0140

BUSINESS IN THE STATE OF Florida

DURING THE YEAR 2024

NAIC Company Code 10723

Line of Business		Gross Premiums, Including Policy and Membership Fees, Less Return Premiums and Premiums on Policies not Taken		3 Dividends Paid or Credited to Policyholders on Direct Business	4 Direct Unearned Premium Reserves	5 Direct Losses Paid (deducting salvage)	6 Direct Losses Incurred	7 Direct Losses Unpaid	8 Direct Defense and Cost Containment Expense Paid	9 Direct Defense and Cost Containment Expense Incurred	10 Direct Defense and Cost Containment Expense Unpaid	11 Commissions and Brokerage Expenses	12 Taxes, Licenses and Fees
		1 Direct Premiums Written	2 Direct Premiums Earned										
1.	Fire	133,642	168,779		27,987		11,198	13,729		692	863	24,120	2,944
2.1	Allied Lines	398,450	442,249		115,757	43,165	73,612	37,810	2,298	3,827	2,025	65,910	7,640
2.2	Multiple Peril Crop												
2.3	Federal Flood												
2.4	Private Crop												
2.5	Private Flood												
3.	Farmowners Multiple Peril												
4.	Homeowners Multiple Peril												
5.1	Commercial Multiple Peril (Non-Liability Portion)	5,578,267	6,679,740		2,846,969	999,153	1,804,398	1,311,633	44,049	66,505	44,119	982,783	162,528
5.2	Commercial Multiple Peril (Liability Portion)	4,828,002	5,774,580		2,280,001	591,155	2,186,166	2,746,842	145	608,034	983,902	841,379	99,948
6.	Mortgage Guaranty												
8.	Ocean Marine												
9.1	Inland Marine												
9.2	Pet Insurance Plans												
10.	Financial Guaranty												
11.1	Medical Professional Liability - Occurrence												
11.2	Medical Professional Liability - Claims-Made												
12.	Earthquake												
13.1	Comprehensive (hospital and medical) ind (b)												
13.2	Comprehensive (hospital and medical) group (b)												
14.	Credit A&H (Group and Individual)												
15.1	Vision Only (b).....												
15.2	Dental Only (b)												
15.3	Disability Income (b)												
15.4	Medicare Supplement (b)												
15.5	Medicaid Title XIX (b)												
15.6	Medicare Title XVIII (b).....												
15.7	Long-Term Care (b)												
15.8	Federal Employees Health Benefits Plan (b)												
15.9	Other Health (b)												
16.	Workers' Compensation	(7,851)	(4,750)		9,538	105,792	306,240	226,076	18,098	17,176	2,694	(222)	(305)
17.1	Other Liability - Occurrence	2,623,488	2,636,125		1,149,978	728,025	2,845,304	2,711,066	83,911	503,449	647,962	440,173	55,545
17.2	Other Liability - Claims-Made	102,532	118,749		46,440							9,700	2,234
17.3	Excess Workers' Compensation												
18.1	Products Liability - Occurrence												
18.2	Products Liability - Claims-Made												
19.1	Private Passenger Auto No-Fault (Personal Injury Protection)												
19.2	Other Private Passenger Auto Liability					(2,578)	(2,578)						
19.3	Commercial Auto No-Fault (Personal Injury Protection)	46,551	61,084		24,623	12,500	11,267	26,096	12	4,946	15,599	7,752	922
19.4	Other Commercial Auto Liability	3,575,103	4,555,996		1,869,723	277,781	2,552,508	3,822,618	32,006	238,639	291,892	594,111	72,060
21.1	Private Passenger Auto Physical Damage					(5,555)	(5,555)						
21.2	Commercial Auto Physical Damage	411,209	576,462		221,494	201,905	176,817	25,496	1,575	1,204	1,698	68,247	7,991
22.	Aircraft (all perils)												
23.	Fidelity												
24.	Surety												
26.	Burglary and Theft	8,646	13,343		1,939		256	728		46	61	1,586	218
27.	Boiler and Machinery	264,783	314,452		127,071	29,442	41,443	24,410		995	1,585	46,261	5,632
28.	Credit												
29.	International												
30.	Warranty												
31.	Reins nonproportional assumed property	XXX	XXX	XXX	XXX	XXX	XXX	XXX	XXX	XXX	XXX	XXX	XXX
32.	Reins nonproportional assumed liability	XXX	XXX	XXX	XXX	XXX	XXX	XXX	XXX	XXX	XXX	XXX	XXX
33.	Reins nonproportional assumed financial lines	XXX	XXX	XXX	XXX	XXX	XXX	XXX	XXX	XXX	XXX	XXX	XXX
34.	Aggregate Write-Ins for Other Lines of Business												
35.	Total (a)	17,962,823	21,336,811		8,721,521	2,980,784	10,001,075	10,946,504	182,095	1,445,512	1,992,399	3,081,798	417,359
DETAILS OF WRITE-INS													
3401.												
3402.												
3403.												
3498.	Summary of remaining write-ins for Line 34 from overflow page												
3499.	Totals (Lines 3401 through 3403 plus 3498)(Line 34 above)												

(a) Finance and service charges not included in Lines 1 to 35 \$ 25,532
(b) For health business on indicated lines report: Number of persons insured under PPO managed care products and number of persons insured under indemnity only products



ANNUAL STATEMENT FOR THE YEAR 2024 OF THE NATIONWIDE ASSURANCE COMPANY

EXHIBIT OF PREMIUMS AND LOSSES (Statutory Page 14)

NAIC Group Code 0140

BUSINESS IN THE STATE OF Georgia

DURING THE YEAR 2024

NAIC Company Code 10723

Line of Business		Gross Premiums, Including Policy and Membership Fees, Less Return Premiums and Premiums on Policies not Taken		3	4	5	6	7	8	9	10	11	12
		1	2										
		Direct Premiums Written	Direct Premiums Earned	Dividends Paid or Credited to Policyholders on Direct Business	Direct Unearned Premium Reserves	Direct Losses Paid (deducting salvage)	Direct Losses Incurred	Direct Losses Unpaid	Direct Defense and Cost Containment Expense Paid	Direct Defense and Cost Containment Expense Incurred	Direct Defense and Cost Containment Expense Unpaid	Commissions and Brokerage Expenses	Taxes, Licenses and Fees
1.	Fire	145,040	145,451		56,397		39,209	42,121		557	676	19,685	9,911
2.1	Allied Lines	185,704	204,779		76,091	537,230	3,626,228	3,095,905	13,960	14,690	1,006	27,280	15,171
2.2	Multiple Peril Crop												
2.3	Federal Flood												
2.4	Private Crop												
2.5	Private Flood												
3.	Farmowners Multiple Peril												
4.	Homeowners Multiple Peril												
5.1	Commercial Multiple Peril (Non-Liability Portion)	3,681,285	4,072,106		1,789,122	2,550,443	4,052,362	1,727,546	26,797	47,524	34,128	558,065	229,484
5.2	Commercial Multiple Peril (Liability Portion)	1,414,663	1,567,852		517,481	1,015,457	1,723,127	891,838	81,552	226,384	192,978	211,681	73,898
6.	Mortgage Guaranty												
8.	Ocean Marine												
9.1	Inland Marine												
9.2	Pet Insurance Plans												
10.	Financial Guaranty												
11.1	Medical Professional Liability - Occurrence												
11.2	Medical Professional Liability - Claims-Made												
12.	Earthquake	2,207	5,933		1,546							461	573
13.1	Comprehensive (hospital and medical) ind (b)												
13.2	Comprehensive (hospital and medical) group (b)												
14.	Credit A&H (Group and Individual)												
15.1	Vision Only (b).....												
15.2	Dental Only (b)												
15.3	Disability Income (b)												
15.4	Medicare Supplement (b)												
15.5	Medicaid Title XIX (b)												
15.6	Medicare Title XVIII (b).....												
15.7	Long-Term Care (b)												
15.8	Federal Employees Health Benefits Plan (b)												
15.9	Other Health (b)												
16.	Workers' Compensation	236,283	308,402		77,092	31,757	58,347	99,468	11,426	5,490	26,056	31,408	14,311
17.1	Other Liability - Occurrence	355,019	415,432		157,494	129,510	579,605	549,247	10,038	60,437	64,340	56,966	25,027
17.2	Other Liability - Claims-Made	18,913	24,170		10,232		10,000	10,000				3,223	1,729
17.3	Excess Workers' Compensation												
18.1	Products Liability - Occurrence												
18.2	Products Liability - Claims-Made												
19.1	Private Passenger Auto No-Fault (Personal Injury Protection)												
19.2	Other Private Passenger Auto Liability						8	(23)		(8)	12		
19.3	Commercial Auto No-Fault (Personal Injury Protection)												
19.4	Other Commercial Auto Liability	2,503,975	2,787,969		1,249,601	290,952	736,704	961,917	399	73,659	101,869	379,982	167,347
21.1	Private Passenger Auto Physical Damage						(2)						
21.2	Commercial Auto Physical Damage	519,461	633,312		266,812	219,322	257,798	60,630	2,194	2,391	864	80,507	38,037
22.	Aircraft (all perils)												
23.	Fidelity												
24.	Surety												
26.	Burglary and Theft	309	136		173		35	35		1	1	43	15
27.	Boiler and Machinery	109,491	123,344		52,918	8,045	51,121	52,423		426	600	16,880	7,009
28.	Credit												
29.	International												
30.	Warranty												
31.	Reins nonproportional assumed property	XXX	XXX	XXX	XXX	XXX	XXX	XXX	XXX	XXX	XXX	XXX	XXX
32.	Reins nonproportional assumed liability	XXX	XXX	XXX	XXX	XXX	XXX	XXX	XXX	XXX	XXX	XXX	XXX
33.	Reins nonproportional assumed financial lines	XXX	XXX	XXX	XXX	XXX	XXX	XXX	XXX	XXX	XXX	XXX	XXX
34.	Aggregate Write-Ins for Other Lines of Business												
35.	Total (a)	9,172,350	10,288,885		4,254,958	4,782,715	11,134,542	7,491,107	146,367	431,551	422,530	1,386,202	582,513
DETAILS OF WRITE-INS													
3401.												
3402.												
3403.												
3498.	Summary of remaining write-ins for Line 34 from overflow page												
3499.	Totals (Lines 3401 through 3403 plus 3498)(Line 34 above)												

(a) Finance and service charges not included in Lines 1 to 35 \$ 41,370

(b) For health business on indicated lines report: Number of persons insured under PPO managed care products and number of persons insured under indemnity only products



ANNUAL STATEMENT FOR THE YEAR 2024 OF THE NATIONWIDE ASSURANCE COMPANY

EXHIBIT OF PREMIUMS AND LOSSES (Statutory Page 14)

NAIC Group Code 0140

BUSINESS IN THE STATE OF Idaho

DURING THE YEAR 2024

NAIC Company Code 10723

Line of Business		Gross Premiums, Including Policy and Membership Fees, Less Return Premiums and Premiums on Policies not Taken		3	4	5	6	7	8	9	10	11	12
		1	2										
		Direct Premiums Written	Direct Premiums Earned	Dividends Paid or Credited to Policyholders on Direct Business	Direct Unearned Premium Reserves	Direct Losses Paid (deducting salvage)	Direct Losses Incurred	Direct Losses Unpaid	Direct Defense and Cost Containment Expense Paid	Direct Defense and Cost Containment Expense Incurred	Direct Defense and Cost Containment Expense Unpaid	Commissions and Brokerage Expenses	Taxes, Licenses and Fees
1.	Fire	22,632	27,835		13,886		(389)	457		84	193	4,010	357
2.1	Allied Lines	32,110	41,082		18,036		(1,341)	534		71	331	6,151	510
2.2	Multiple Peril Crop												
2.3	Federal Flood												
2.4	Private Crop												
2.5	Private Flood	(2,492)	(79)		72		(64)	29		10	28	(318)	(37)
3.	Farmowners Multiple Peril												
4.	Homeowners Multiple Peril												
5.1	Commercial Multiple Peril (Non-Liability Portion)	1,975,976	2,191,641		1,003,444	465,312	445,197	61,799	4,305	3,439	33,801	307,489	31,225
5.2	Commercial Multiple Peril (Liability Portion)	726,300	823,583		326,850	183,676	467,239	684,631	42,131	84,949	195,445	115,772	11,555
6.	Mortgage Guaranty												
8.	Ocean Marine												
9.1	Inland Marine												
9.2	Pet Insurance Plans												
10.	Financial Guaranty												
11.1	Medical Professional Liability - Occurrence												
11.2	Medical Professional Liability - Claims-Made												
12.	Earthquake	419	3,958		4,239							155	8
13.1	Comprehensive (hospital and medical) ind (b)												
13.2	Comprehensive (hospital and medical) group (b)												
14.	Credit A&H (Group and Individual)												
15.1	Vision Only (b).....												
15.2	Dental Only (b)												
15.3	Disability Income (b)												
15.4	Medicare Supplement (b)												
15.5	Medicaid Title XIX (b)												
15.6	Medicare Title XVIII (b).....												
15.7	Long-Term Care (b)												
15.8	Federal Employees Health Benefits Plan (b)												
15.9	Other Health (b)												
16.	Workers' Compensation	7,560	9,647				336	1,031		335	890	890	516
17.1	Other Liability - Occurrence	123,355	149,990		57,607	200,766	86,014	106,676	17,341	44,656	60,376	18,282	1,977
17.2	Other Liability - Claims-Made	8,806	9,832		4,768							1,355	138
17.3	Excess Workers' Compensation												
18.1	Products Liability - Occurrence												
18.2	Products Liability - Claims-Made												
19.1	Private Passenger Auto No-Fault (Personal Injury Protection)												
19.2	Other Private Passenger Auto Liability												
19.3	Commercial Auto No-Fault (Personal Injury Protection)												
19.4	Other Commercial Auto Liability	273,158	296,165		137,029	50,660	37,804	107,181	136	5,776	16,870	45,034	4,300
21.1	Private Passenger Auto Physical Damage												
21.2	Commercial Auto Physical Damage	84,057	101,539		42,691	64,296	66,705	7,562	952	902	114	14,632	1,325
22.	Aircraft (all perils)												
23.	Fidelity												
24.	Surety												
26.	Burglary and Theft	514	693		21		(13)	9		1	3	77	8
27.	Boiler and Machinery	73,017	88,706		36,340		(2,155)	833		68	865	11,816	1,152
28.	Credit												
29.	International												
30.	Warranty												
31.	Reins nonproportional assumed property	XXX	XXX	XXX	XXX	XXX	XXX	XXX	XXX	XXX	XXX	XXX	XXX
32.	Reins nonproportional assumed liability	XXX	XXX	XXX	XXX	XXX	XXX	XXX	XXX	XXX	XXX	XXX	XXX
33.	Reins nonproportional assumed financial lines	XXX	XXX	XXX	XXX	XXX	XXX	XXX	XXX	XXX	XXX	XXX	XXX
34.	Aggregate Write-Ins for Other Lines of Business												
35.	Total (a)	3,325,412	3,744,593		1,644,981	964,710	1,099,333	970,742	64,865	140,292	308,916	525,348	53,034
DETAILS OF WRITE-INS													
3401.												
3402.												
3403.												
3498.	Summary of remaining write-ins for Line 34 from overflow page												
3499.	Totals (Lines 3401 through 3403 plus 3498)(Line 34 above)												

(a) Finance and service charges not included in Lines 1 to 35 \$ 13,367
(b) For health business on indicated lines report: Number of persons insured under PPO managed care products and number of persons insured under indemnity only products



ANNUAL STATEMENT FOR THE YEAR 2024 OF THE NATIONWIDE ASSURANCE COMPANY

EXHIBIT OF PREMIUMS AND LOSSES (Statutory Page 14)

NAIC Group Code 0140

BUSINESS IN THE STATE OF Illinois

DURING THE YEAR 2024

NAIC Company Code 10723

Line of Business		Gross Premiums, Including Policy and Membership Fees, Less Return Premiums and Premiums on Policies not Taken		3	4	5	6	7	8	9	10	11	12
		1	2										
		Direct Premiums Written	Direct Premiums Earned	Dividends Paid or Credited to Policyholders on Direct Business	Direct Unearned Premium Reserves	Direct Losses Paid (deducting salvage)	Direct Losses Incurred	Direct Losses Unpaid	Direct Defense and Cost Containment Expense Paid	Direct Defense and Cost Containment Expense Incurred	Direct Defense and Cost Containment Expense Unpaid	Commissions and Brokerage Expenses	Taxes, Licenses and Fees
1.	Fire	13,765	16,709		7,411		543	4,764		(20)	290	2,245	122
2.1	Allied Lines	32,457	44,295		15,339	6,089	5,806	13,555		(151)	953	5,401	349
2.2	Multiple Peril Crop												
2.3	Federal Flood												
2.4	Private Crop												
2.5	Private Flood												
3.	Farmowners Multiple Peril												
4.	Homeowners Multiple Peril												
5.1	Commercial Multiple Peril (Non-Liability Portion)	1,123,653	1,549,984		620,581	1,433,332	1,682,652	666,426	47,893	42,021	33,223	198,881	10,849
5.2	Commercial Multiple Peril (Liability Portion)	966,702	1,060,298		442,073	170,898	37,882	636,808	66,730	126,322	270,967	160,261	15,313
6.	Mortgage Guaranty												
8.	Ocean Marine												
9.1	Inland Marine												
9.2	Pet Insurance Plans												
10.	Financial Guaranty												
11.1	Medical Professional Liability - Occurrence												
11.2	Medical Professional Liability - Claims-Made												
12.	Earthquake	5,770	8,913		3,161							1,032	6
13.1	Comprehensive (hospital and medical) ind (b)												
13.2	Comprehensive (hospital and medical) group (b)												
14.	Credit A&H (Group and Individual)												
15.1	Vision Only (b).....												
15.2	Dental Only (b)												
15.3	Disability Income (b)												
15.4	Medicare Supplement (b)												
15.5	Medicaid Title XIX (b)												
15.6	Medicare Title XVIII (b).....												
15.7	Long-Term Care (b)												
15.8	Federal Employees Health Benefits Plan (b)												
15.9	Other Health (b)												
16.	Workers' Compensation	100,550	158,207		37,205	89,745	127,340	116,544	6,884	1,179	21,950	10,225	1,002
17.1	Other Liability - Occurrence	395,974	405,901		201,984	8,550	558,119	887,714	19,771	62,608	114,774	64,752	6,346
17.2	Other Liability - Claims-Made	43,726	44,891		24,569	50,000	50,000					7,891	630
17.3	Excess Workers' Compensation												
18.1	Products Liability - Occurrence												
18.2	Products Liability - Claims-Made												
19.1	Private Passenger Auto No-Fault (Personal Injury Protection)												
19.2	Other Private Passenger Auto Liability												
19.3	Commercial Auto No-Fault (Personal Injury Protection)												
19.4	Other Commercial Auto Liability	422,746	407,006		241,206	41,776	508,322	2,016,044	18,967	23,850	26,231	72,008	6,361
21.1	Private Passenger Auto Physical Damage												
21.2	Commercial Auto Physical Damage	128,615	140,691		69,055	27,378	26,252	4,029	59	(147)	248	21,506	1,756
22.	Aircraft (all perils)												
23.	Fidelity												
24.	Surety												
26.	Burglary and Theft	3,528	2,868		1,224		82	111		12	14	553	75
27.	Boiler and Machinery	36,761	47,870		16,677	3,648	4,622	12,543		(70)	835	6,338	397
28.	Credit												
29.	International												
30.	Warranty												
31.	Reins nonproportional assumed property	XXX	XXX	XXX	XXX	XXX	XXX	XXX	XXX	XXX	XXX	XXX	XXX
32.	Reins nonproportional assumed liability	XXX	XXX	XXX	XXX	XXX	XXX	XXX	XXX	XXX	XXX	XXX	XXX
33.	Reins nonproportional assumed financial lines	XXX	XXX	XXX	XXX	XXX	XXX	XXX	XXX	XXX	XXX	XXX	XXX
34.	Aggregate Write-Ins for Other Lines of Business												
35.	Total (a)	3,274,247	3,887,634		1,680,484	1,831,416	3,001,618	4,358,536	160,303	255,604	469,486	551,093	43,206
DETAILS OF WRITE-INS													
3401.												
3402.												
3403.												
3498.	Summary of remaining write-ins for Line 34 from overflow page												
3499.	Totals (Lines 3401 through 3403 plus 3498)(Line 34 above)												

(a) Finance and service charges not included in Lines 1 to 35 \$ 8,033

(b) For health business on indicated lines report: Number of persons insured under PPO managed care products and number of persons insured under indemnity only products



ANNUAL STATEMENT FOR THE YEAR 2024 OF THE NATIONWIDE ASSURANCE COMPANY

EXHIBIT OF PREMIUMS AND LOSSES (Statutory Page 14)

NAIC Group Code 0140

BUSINESS IN THE STATE OF Indiana

DURING THE YEAR 2024

NAIC Company Code 10723

Line of Business		Gross Premiums, Including Policy and Membership Fees, Less Return Premiums and Premiums on Policies not Taken		3	4	5	6	7	8	9	10	11	12
		1	2										
		Direct Premiums Written	Direct Premiums Earned	Dividends Paid or Credited to Policyholders on Direct Business	Direct Unearned Premium Reserves	Direct Losses Paid (deducting salvage)	Direct Losses Incurred	Direct Losses Unpaid	Direct Defense and Cost Containment Expense Paid	Direct Defense and Cost Containment Expense Incurred	Direct Defense and Cost Containment Expense Unpaid	Commissions and Brokerage Expenses	Taxes, Licenses and Fees
1.	Fire	4,252	6,917		1,651		(769)	819		2	90	968	77
2.1	Allied Lines	6,043	9,937		2,316		(458)	940		(1)	143	1,090	100
2.2	Multiple Peril Crop												
2.3	Federal Flood												
2.4	Private Crop												
2.5	Private Flood												
3.	Farmowners Multiple Peril												
4.	Homeowners Multiple Peril												
5.1	Commercial Multiple Peril (Non-Liability Portion)	763,766	925,001		383,732	104,818	120,246	94,758	4,025	4,210	13,367	124,985	12,241
5.2	Commercial Multiple Peril (Liability Portion)	424,986	530,894		176,569	50,530	132,474	270,165	8,291	37,955	111,140	69,823	6,815
6.	Mortgage Guaranty												
8.	Ocean Marine												
9.1	Inland Marine												
9.2	Pet Insurance Plans												
10.	Financial Guaranty												
11.1	Medical Professional Liability - Occurrence												
11.2	Medical Professional Liability - Claims-Made												
12.	Earthquake	892	3,235		341							290	17
13.1	Comprehensive (hospital and medical) ind (b)												
13.2	Comprehensive (hospital and medical) group (b)												
14.	Credit A&H (Group and Individual)												
15.1	Vision Only (b).....												
15.2	Dental Only (b)												
15.3	Disability Income (b)												
15.4	Medicare Supplement (b)												
15.5	Medicaid Title XIX (b)												
15.6	Medicare Title XVIII (b).....												
15.7	Long-Term Care (b)												
15.8	Federal Employees Health Benefits Plan (b)												
15.9	Other Health (b)												
16.	Workers' Compensation	139,235	96,607		98,607	32,316	(90,621)	13,299	980	529	9,015	12,056	2,524
17.1	Other Liability - Occurrence	142,121	183,732		83,040	3,496	(204,607)	89,203	14,064	39,863	63,800	22,624	2,364
17.2	Other Liability - Claims-Made	12,059	12,025		5,496							1,834	191
17.3	Excess Workers' Compensation												
18.1	Products Liability - Occurrence												
18.2	Products Liability - Claims-Made												
19.1	Private Passenger Auto No-Fault (Personal Injury Protection)												
19.2	Other Private Passenger Auto Liability		(1,485)				3,704	4,930		(484)	2,265	(15)	(1)
19.3	Commercial Auto No-Fault (Personal Injury Protection)												
19.4	Other Commercial Auto Liability	310,983	322,161		151,685	48,930	226,137	263,977	1,242	8,203	20,180	50,869	4,972
21.1	Private Passenger Auto Physical Damage						(1,181)	(318)	1,222	1,072	412		
21.2	Commercial Auto Physical Damage	98,547	123,421		42,995	78,292	88,100	10,862	709	590	201	16,649	1,596
22.	Aircraft (all perils)												
23.	Fidelity												
24.	Surety												
26.	Burglary and Theft												
27.	Boiler and Machinery	27,512	29,944		16,625	1,990	1,940	2,638		49	286	4,221	437
28.	Credit												
29.	International												
30.	Warranty												
31.	Reins nonproportional assumed property	XXX	XXX	XXX	XXX	XXX	XXX	XXX	XXX	XXX	XXX	XXX	XXX
32.	Reins nonproportional assumed liability	XXX	XXX	XXX	XXX	XXX	XXX	XXX	XXX	XXX	XXX	XXX	XXX
33.	Reins nonproportional assumed financial lines	XXX	XXX	XXX	XXX	XXX	XXX	XXX	XXX	XXX	XXX	XXX	XXX
34.	Aggregate Write-Ins for Other Lines of Business												
35.	Total (a)	1,930,396	2,242,388		963,057	320,373	274,964	751,272	30,533	91,988	220,898	305,394	31,333
DETAILS OF WRITE-INS													
3401.												
3402.												
3403.												
3498.	Summary of remaining write-ins for Line 34 from overflow page												
3499.	Totals (Lines 3401 through 3403 plus 3498)(Line 34 above)												

(a) Finance and service charges not included in Lines 1 to 35 \$ 6,960

(b) For health business on indicated lines report: Number of persons insured under PPO managed care products and number of persons insured under indemnity only products



ANNUAL STATEMENT FOR THE YEAR 2024 OF THE NATIONWIDE ASSURANCE COMPANY

EXHIBIT OF PREMIUMS AND LOSSES (Statutory Page 14)

NAIC Group Code 0140

BUSINESS IN THE STATE OF Iowa

DURING THE YEAR 2024

NAIC Company Code 10723

Line of Business		Gross Premiums, Including Policy and Membership Fees, Less Return Premiums and Premiums on Policies not Taken		3	4	5	6	7	8	9	10	11	12
		1	2										
		Direct Premiums Written	Direct Premiums Earned	Dividends Paid or Credited to Policyholders on Direct Business	Direct Unearned Premium Reserves	Direct Losses Paid (deducting salvage)	Direct Losses Incurred	Direct Losses Unpaid	Direct Defense and Cost Containment Expense Paid	Direct Defense and Cost Containment Expense Incurred	Direct Defense and Cost Containment Expense Unpaid	Commissions and Brokerage Expenses	Taxes, Licenses and Fees
1.	Fire	124,442	115,356		70,564		(4,559)	14,738		235	918	22,326	3,169
2.1	Allied Lines	164,843	220,010		88,947	17,493	(49,457)	30,417	2,102	2,448	2,050	33,280	4,955
2.2	Multiple Peril Crop												
2.3	Federal Flood												
2.4	Private Crop												
2.5	Private Flood	40	32		8			3		1	2	6	1
3.	Farmowners Multiple Peril												
4.	Homeowners Multiple Peril												
5.1	Commercial Multiple Peril (Non-Liability Portion)	4,620,108	5,889,985		2,098,809	2,731,645	(87,185)	295,865	94,162	92,011	88,104	896,523	115,610
5.2	Commercial Multiple Peril (Liability Portion)	1,280,523	1,469,253		582,599	42,122	158,139	2,618,641	53,465	116,081	272,792	234,085	29,315
6.	Mortgage Guaranty												
8.	Ocean Marine												
9.1	Inland Marine												
9.2	Pet Insurance Plans												
10.	Financial Guaranty												
11.1	Medical Professional Liability - Occurrence												
11.2	Medical Professional Liability - Claims-Made												
12.	Earthquake	2,405	4,704		845							777	68
13.1	Comprehensive (hospital and medical) ind (b)												
13.2	Comprehensive (hospital and medical) group (b)												
14.	Credit A&H (Group and Individual)												
15.1	Vision Only (b).....												
15.2	Dental Only (b)												
15.3	Disability Income (b)												
15.4	Medicare Supplement (b)												
15.5	Medicaid Title XIX (b)												
15.6	Medicare Title XVIII (b).....												
15.7	Long-Term Care (b)												
15.8	Federal Employees Health Benefits Plan (b)												
15.9	Other Health (b)												
16.	Workers' Compensation	25,803	91,910		6,920	6,036	6,796	28,138	194	(1,670)	8,145	8,436	3,936
17.1	Other Liability - Occurrence	520,670	556,648		232,685	205,274	229,282	285,861	6,890	49,200	112,269	91,752	10,778
17.2	Other Liability - Claims-Made	39,699	50,259		16,930							7,102	857
17.3	Excess Workers' Compensation												
18.1	Products Liability - Occurrence												
18.2	Products Liability - Claims-Made												
19.1	Private Passenger Auto No-Fault (Personal Injury Protection)												
19.2	Other Private Passenger Auto Liability												
19.3	Commercial Auto No-Fault (Personal Injury Protection)												
19.4	Other Commercial Auto Liability	303,099	358,650		124,330	108,194	897	623,963	13,194	19,384	24,508	59,517	6,101
21.1	Private Passenger Auto Physical Damage												
21.2	Commercial Auto Physical Damage	263,786	315,095		108,628	26,218	9,372	8,829		(122)	266	49,463	5,662
22.	Aircraft (all perils)												
23.	Fidelity												
24.	Surety												
26.	Burglary and Theft	2,341	3,786		810		(169)	127		7	22	473	46
27.	Boiler and Machinery	100,973	135,602		48,232	82,670	73,622	20,073		146	1,451	20,043	2,711
28.	Credit												
29.	International												
30.	Warranty												
31.	Reins nonproportional assumed property	XXX	XXX	XXX	XXX	XXX	XXX	XXX	XXX	XXX	XXX	XXX	XXX
32.	Reins nonproportional assumed liability	XXX	XXX	XXX	XXX	XXX	XXX	XXX	XXX	XXX	XXX	XXX	XXX
33.	Reins nonproportional assumed financial lines	XXX	XXX	XXX	XXX	XXX	XXX	XXX	XXX	XXX	XXX	XXX	XXX
34.	Aggregate Write-Ins for Other Lines of Business												
35.	Total (a)	7,448,732	9,211,289		3,380,307	3,219,653	336,738	3,926,653	170,008	277,721	510,528	1,423,782	183,208
DETAILS OF WRITE-INS													
3401.												
3402.												
3403.												
3498.	Summary of remaining write-ins for Line 34 from overflow page												
3499.	Totals (Lines 3401 through 3403 plus 3498)(Line 34 above)												

(a) Finance and service charges not included in Lines 1 to 35 \$ 11,817

(b) For health business on indicated lines report: Number of persons insured under PPO managed care products and number of persons insured under indemnity only products



ANNUAL STATEMENT FOR THE YEAR 2024 OF THE NATIONWIDE ASSURANCE COMPANY

EXHIBIT OF PREMIUMS AND LOSSES (Statutory Page 14)

NAIC Group Code 0140

BUSINESS IN THE STATE OF Kansas

DURING THE YEAR 2024

NAIC Company Code 10723

Line of Business		Gross Premiums, Including Policy and Membership Fees, Less Return Premiums and Premiums on Policies not Taken		3	4	5	6	7	8	9	10	11	12
		1	2										
		Direct Premiums Written	Direct Premiums Earned	Dividends Paid or Credited to Policyholders on Direct Business	Direct Unearned Premium Reserves	Direct Losses Paid (deducting salvage)	Direct Losses Incurred	Direct Losses Unpaid	Direct Defense and Cost Containment Expense Paid	Direct Defense and Cost Containment Expense Incurred	Direct Defense and Cost Containment Expense Unpaid	Commissions and Brokerage Expenses	Taxes, Licenses and Fees
1.	Fire	(11,822)	14,038		2,642	89,907	93,083	5,171	1,238	1,340	207	(135)	(180)
2.1	Allied Lines	34,235	106,350		17,690	2,451	138	18,649	1,040	1,402	729	8,523	990
2.2	Multiple Peril Crop												
2.3	Federal Flood												
2.4	Private Crop												
2.5	Private Flood												
3.	Farmowners Multiple Peril												
4.	Homeowners Multiple Peril												
5.1	Commercial Multiple Peril (Non-Liability Portion)	809,832	1,167,670		395,137	448,153	501,388	215,201	18,803	21,275	11,236	146,428	24,795
5.2	Commercial Multiple Peril (Liability Portion)	854,324	1,211,342		352,465	653,172	247,791	393,712		185,601	253,847	145,043	26,358
6.	Mortgage Guaranty												
8.	Ocean Marine												
9.1	Inland Marine												
9.2	Pet Insurance Plans												
10.	Financial Guaranty												
11.1	Medical Professional Liability - Occurrence												
11.2	Medical Professional Liability - Claims-Made												
12.	Earthquake	561	1,071		275							124	10
13.1	Comprehensive (hospital and medical) ind (b)												
13.2	Comprehensive (hospital and medical) group (b)												
14.	Credit A&H (Group and Individual)												
15.1	Vision Only (b).....												
15.2	Dental Only (b)												
15.3	Disability Income (b)												
15.4	Medicare Supplement (b)												
15.5	Medicaid Title XIX (b)												
15.6	Medicare Title XVIII (b).....												
15.7	Long-Term Care (b)												
15.8	Federal Employees Health Benefits Plan (b)												
15.9	Other Health (b)												
16.	Workers' Compensation	81,765	124,065		49,844	39,134	3,852	98,890	1,768	(812)	10,088	12,646	4,129
17.1	Other Liability - Occurrence	777,424	907,871		341,542	165,693	754,729	771,080	17,558	165,678	242,096	121,661	26,242
17.2	Other Liability - Claims-Made	32,828	46,447		17,608							5,738	1,179
17.3	Excess Workers' Compensation												
18.1	Products Liability - Occurrence												
18.2	Products Liability - Claims-Made												
19.1	Private Passenger Auto No-Fault (Personal Injury Protection)												
19.2	Other Private Passenger Auto Liability												
19.3	Commercial Auto No-Fault (Personal Injury Protection)	6,195	8,905		2,771	1,575	(417)	2,123		49	919	1,058	190
19.4	Other Commercial Auto Liability	623,413	822,616		310,252	148,412	149,694	182,622	195	18,547	40,349	105,777	16,702
21.1	Private Passenger Auto Physical Damage												
21.2	Commercial Auto Physical Damage	403,420	549,642		177,004	319,435	266,150	24,228	3,858	3,817	322	66,747	12,199
22.	Aircraft (all perils)												
23.	Fidelity												
24.	Surety												
26.	Burglary and Theft		329				(22)	(1)		1	2	14	1
27.	Boiler and Machinery	26,583	51,251		11,884		5,463	8,882		154	383	5,385	1,007
28.	Credit												
29.	International												
30.	Warranty												
31.	Reins nonproportional assumed property	XXX	XXX	XXX	XXX	XXX	XXX	XXX	XXX	XXX	XXX	XXX	XXX
32.	Reins nonproportional assumed liability	XXX	XXX	XXX	XXX	XXX	XXX	XXX	XXX	XXX	XXX	XXX	XXX
33.	Reins nonproportional assumed financial lines	XXX	XXX	XXX	XXX	XXX	XXX	XXX	XXX	XXX	XXX	XXX	XXX
34.	Aggregate Write-Ins for Other Lines of Business												
35.	Total (a)	3,638,758	5,011,597		1,679,112	1,867,931	2,021,848	1,720,556	44,459	397,052	560,178	619,009	113,621
DETAILS OF WRITE-INS													
3401.												
3402.												
3403.												
3498.	Summary of remaining write-ins for Line 34 from overflow page												
3499.	Totals (Lines 3401 through 3403 plus 3498)(Line 34 above)												

(a) Finance and service charges not included in Lines 1 to 35 \$7,123

(b) For health business on indicated lines report: Number of persons insured under PPO managed care products and number of persons insured under indemnity only products



ANNUAL STATEMENT FOR THE YEAR 2024 OF THE NATIONWIDE ASSURANCE COMPANY

EXHIBIT OF PREMIUMS AND LOSSES (Statutory Page 14)

NAIC Group Code 0140

BUSINESS IN THE STATE OF Kentucky

DURING THE YEAR 2024

NAIC Company Code 10723

Line of Business		Gross Premiums, Including Policy and Membership Fees, Less Return Premiums and Premiums on Policies not Taken		3	4	5	6	7	8	9	10	11	12
		1	2										
		Direct Premiums Written	Direct Premiums Earned	Dividends Paid or Credited to Policyholders on Direct Business	Direct Unearned Premium Reserves	Direct Losses Paid (deducting salvage)	Direct Losses Incurred	Direct Losses Unpaid	Direct Defense and Cost Containment Expense Paid	Direct Defense and Cost Containment Expense Incurred	Direct Defense and Cost Containment Expense Unpaid	Commissions and Brokerage Expenses	Taxes, Licenses and Fees
1.	Fire	21,674	7,390		20,847		539	1,158		29	77	4,580	2,127
2.1	Allied Lines	32,416	49,001		20,225		1,490	4,470		166	387	7,449	3,517
2.2	Multiple Peril Crop												
2.3	Federal Flood												
2.4	Private Crop												
2.5	Private Flood	11,660	9,231		2,429		579	579		121	121	1,749	1,146
3.	Farmowners Multiple Peril												
4.	Homeowners Multiple Peril												
5.1	Commercial Multiple Peril (Non-Liability Portion)	2,648,049	3,687,354		1,314,492	1,322,022	1,084,687	1,132,351	168,666	146,798	77,828	421,502	275,782
5.2	Commercial Multiple Peril (Liability Portion)	955,317	1,187,616		474,772	449,557	1,183,389	2,048,430	134,507	120,959	309,645	161,649	99,923
6.	Mortgage Guaranty												
8.	Ocean Marine												
9.1	Inland Marine												
9.2	Pet Insurance Plans												
10.	Financial Guaranty												
11.1	Medical Professional Liability - Occurrence												
11.2	Medical Professional Liability - Claims-Made												
12.	Earthquake	30,891	55,425		18,033							4,953	3,561
13.1	Comprehensive (hospital and medical) ind (b)												
13.2	Comprehensive (hospital and medical) group (b)												
14.	Credit A&H (Group and Individual)												
15.1	Vision Only (b).....												
15.2	Dental Only (b)												
15.3	Disability Income (b)												
15.4	Medicare Supplement (b)												
15.5	Medicaid Title XIX (b)												
15.6	Medicare Title XVIII (b).....												
15.7	Long-Term Care (b)												
15.8	Federal Employees Health Benefits Plan (b)												
15.9	Other Health (b)												
16.	Workers' Compensation	41,189	42,467		9,881	2,101	15,693	22,485	563	346	4,053	(2,894)	5,027
17.1	Other Liability - Occurrence	321,582	361,803		138,313	416,532	278,107	265,475		35,857	100,659	66,336	31,508
17.2	Other Liability - Claims-Made	8,929	11,088		3,515							1,602	879
17.3	Excess Workers' Compensation												
18.1	Products Liability - Occurrence												
18.2	Products Liability - Claims-Made												
19.1	Private Passenger Auto No-Fault (Personal Injury Protection)												
19.2	Other Private Passenger Auto Liability												
19.3	Commercial Auto No-Fault (Personal Injury Protection)	13,395	22,718		6,248	(9,000)	(16,783)	15,220		(2,155)	7,421	2,313	1,463
19.4	Other Commercial Auto Liability	514,063	715,296		244,206	83,825	77,166	443,559	19,162	29,689	55,453	73,877	53,392
21.1	Private Passenger Auto Physical Damage												
21.2	Commercial Auto Physical Damage	224,379	337,877		95,364	185,674	176,629	16,823	2,800	1,594	1,253	37,159	23,037
22.	Aircraft (all perils)												
23.	Fidelity												
24.	Surety												
26.	Burglary and Theft	471	754		125		(49)	31		1	4	117	39
27.	Boiler and Machinery	61,317	82,756		26,912		(3,234)	13,393		(174)	1,222	10,412	6,370
28.	Credit												
29.	International												
30.	Warranty												
31.	Reins nonproportional assumed property	XXX	XXX	XXX	XXX	XXX	XXX	XXX	XXX	XXX	XXX	XXX	XXX
32.	Reins nonproportional assumed liability	XXX	XXX	XXX	XXX	XXX	XXX	XXX	XXX	XXX	XXX	XXX	XXX
33.	Reins nonproportional assumed financial lines	XXX	XXX	XXX	XXX	XXX	XXX	XXX	XXX	XXX	XXX	XXX	XXX
34.	Aggregate Write-Ins for Other Lines of Business												
35.	Total (a)	4,885,331	6,570,775		2,375,362	2,450,711	2,798,213	3,963,974	325,698	333,233	558,123	790,805	507,767
DETAILS OF WRITE-INS													
3401.												
3402.												
3403.												
3498.	Summary of remaining write-ins for Line 34 from overflow page												
3499.	Totals (Lines 3401 through 3403 plus 3498)(Line 34 above)												

(a) Finance and service charges not included in Lines 1 to 35 \$ 8,349

(b) For health business on indicated lines report: Number of persons insured under PPO managed care products and number of persons insured under indemnity only products



ANNUAL STATEMENT FOR THE YEAR 2024 OF THE NATIONWIDE ASSURANCE COMPANY

EXHIBIT OF PREMIUMS AND LOSSES (Statutory Page 14)

NAIC Group Code 0140 BUSINESS IN THE STATE OF Louisiana DURING THE YEAR 2024 NAIC Company Code 10723

Line of Business	Gross Premiums, Including Policy and Membership Fees, Less Return Premiums and Premiums on Policies not Taken		3	4	5	6	7	8	9	10	11	12
	1	2										
	Direct Premiums Written	Direct Premiums Earned	Dividends Paid or Credited to Policyholders on Direct Business	Direct Unearned Premium Reserves	Direct Losses Paid (deducting salvage)	Direct Losses Incurred	Direct Losses Unpaid	Direct Defense and Cost Containment Expense Paid	Direct Defense and Cost Containment Expense Incurred	Direct Defense and Cost Containment Expense Unpaid	Commissions and Brokerage Expenses	Taxes, Licenses and Fees
1. Fire												
2.1 Allied Lines												
2.2 Multiple Peril Crop												
2.3 Federal Flood												
2.4. Private Crop												
2.5 Private Flood												
3. Farmowners Multiple Peril												
4. Homeowners Multiple Peril												
5.1 Commercial Multiple Peril (Non-Liability Portion)												1,185
5.2 Commercial Multiple Peril (Liability Portion)												
6. Mortgage Guaranty												
8. Ocean Marine												
9.1 Inland Marine												
9.2 Pet Insurance Plans												
10. Financial Guaranty												
11.1 Medical Professional Liability - Occurrence												
11.2 Medical Professional Liability - Claims-Made												
12. Earthquake												
13.1 Comprehensive (hospital and medical) ind (b)												
13.2 Comprehensive (hospital and medical) group (b)												
14. Credit A&H (Group and Individual)												
15.1 Vision Only (b).....												
15.2 Dental Only (b)												
15.3 Disability Income (b)												
15.4 Medicare Supplement (b)												
15.5 Medicaid Title XIX (b)												
15.6 Medicare Title XVIII (b).....												
15.7 Long-Term Care (b)												
15.8 Federal Employees Health Benefits Plan (b)												
15.9 Other Health (b)												
16. Workers' Compensation												
17.1 Other Liability - Occurrence												
17.2 Other Liability - Claims-Made												
17.3 Excess Workers' Compensation												
18.1 Products Liability - Occurrence												
18.2 Products Liability - Claims-Made												
19.1 Private Passenger Auto No-Fault (Personal Injury Protection)												
19.2 Other Private Passenger Auto Liability												5
19.3 Commercial Auto No-Fault (Personal Injury Protection)												
19.4 Other Commercial Auto Liability												
21.1 Private Passenger Auto Physical Damage												
21.2 Commercial Auto Physical Damage												
22. Aircraft (all perils)												
23. Fidelity												
24. Surety												
26. Burglary and Theft												
27. Boiler and Machinery												
28. Credit												
29. International												
30. Warranty												
31. Reins nonproportional assumed property	XXX	XXX	XXX	XXX	XXX	XXX	XXX	XXX	XXX	XXX	XXX	XXX
32. Reins nonproportional assumed liability	XXX	XXX	XXX	XXX	XXX	XXX	XXX	XXX	XXX	XXX	XXX	XXX
33. Reins nonproportional assumed financial lines	XXX	XXX	XXX	XXX	XXX	XXX	XXX	XXX	XXX	XXX	XXX	XXX
34. Aggregate Write-Ins for Other Lines of Business												
35. Total (a)												1,190
DETAILS OF WRITE-INS												
3401.												
3402.												
3403.												
3498. Summary of remaining write-ins for Line 34 from overflow page												
3499. Totals (Lines 3401 through 3403 plus 3498)(Line 34 above)												

(a) Finance and service charges not included in Lines 1 to 35 \$
(b) For health business on indicated lines report: Number of persons insured under PPO managed care products and number of persons insured under indemnity only products



ANNUAL STATEMENT FOR THE YEAR 2024 OF THE NATIONWIDE ASSURANCE COMPANY

EXHIBIT OF PREMIUMS AND LOSSES (Statutory Page 14)

NAIC Group Code 0140

BUSINESS IN THE STATE OF Maine

DURING THE YEAR 2024

NAIC Company Code 10723

Line of Business	Gross Premiums, Including Policy and Membership Fees, Less Return Premiums and Premiums on Policies not Taken		3	4	5	6	7	8	9	10	11	12
	1	2										
	Direct Premiums Written	Direct Premiums Earned	Dividends Paid or Credited to Policyholders on Direct Business	Direct Unearned Premium Reserves	Direct Losses Paid (deducting salvage)	Direct Losses Incurred	Direct Losses Unpaid	Direct Defense and Cost Containment Expense Paid	Direct Defense and Cost Containment Expense Incurred	Direct Defense and Cost Containment Expense Unpaid	Commissions and Brokerage Expenses	Taxes, Licenses and Fees
1. Fire	(73)	2,810				(542)	.405		4	.25	(16)	8
2.1 Allied Lines	(544)	1,532				(541)	.364		3	.15	(87)	(4)
2.2 Multiple Peril Crop												
2.3 Federal Flood												
2.4. Private Crop												
2.5 Private Flood												
3. Farmowners Multiple Peril												
4. Homeowners Multiple Peril												
5.1 Commercial Multiple Peril (Non-Liability Portion)	112,360	106,038		40,890	138,790	43,743	16,780	2,606	2,957	1,066	21,892	44,536
5.2 Commercial Multiple Peril (Liability Portion)	45,908	39,772		20,502		24,889	34,628		3,486	7,067	8,818	6,685
6. Mortgage Guaranty												
8. Ocean Marine												
9.1 Inland Marine				1,623		(83)	.446		(12)	.29		
9.2 Pet Insurance Plans												
10. Financial Guaranty												
11.1 Medical Professional Liability - Occurrence												
11.2 Medical Professional Liability - Claims-Made												
12. Earthquake	125	.78		.47							.33	3
13.1 Comprehensive (hospital and medical) ind (b)												
13.2 Comprehensive (hospital and medical) group (b)												
14. Credit A&H (Group and Individual)												
15.1 Vision Only (b).....												
15.2 Dental Only (b)												
15.3 Disability Income (b)												
15.4 Medicare Supplement (b)												
15.5 Medicaid Title XIX (b)												
15.6 Medicare Title XVIII (b).....												
15.7 Long-Term Care (b)												
15.8 Federal Employees Health Benefits Plan (b)												
15.9 Other Health (b)												
16. Workers' Compensation	7,676	12,127		1,397		.444	2,056		(430)	1,359	.675	3,313
17.1 Other Liability - Occurrence	34,123	38,464		15,459		7,446	15,901		3,418	7,434	3,411	.994
17.2 Other Liability - Claims-Made	2,535	2,857		1,138							.319	.777
17.3 Excess Workers' Compensation												
18.1 Products Liability - Occurrence												
18.2 Products Liability - Claims-Made												
19.1 Private Passenger Auto No-Fault (Personal Injury Protection)												
19.2 Other Private Passenger Auto Liability												
19.3 Commercial Auto No-Fault (Personal Injury Protection)												
19.4 Other Commercial Auto Liability	49,152	52,440		23,823	10,917	238,923	240,398		1,056	2,301	7,617	2,858
21.1 Private Passenger Auto Physical Damage												
21.2 Commercial Auto Physical Damage	24,544	29,335		12,449	1,766	.649	9,654		(23)	.60	4,009	1,560
22. Aircraft (all perils)												
23. Fidelity												
24. Surety												
26. Burglary and Theft												
27. Boiler and Machinery	4,164	3,695		1,708		(334)	.387		12	.21	.979	.763
28. Credit												
29. International												
30. Warranty												
31. Reins nonproportional assumed property	XXX	XXX	XXX	XXX	XXX	XXX	XXX	XXX	XXX	XXX	XXX	XXX
32. Reins nonproportional assumed liability	XXX	XXX	XXX	XXX	XXX	XXX	XXX	XXX	XXX	XXX	XXX	XXX
33. Reins nonproportional assumed financial lines	XXX	XXX	XXX	XXX	XXX	XXX	XXX	XXX	XXX	XXX	XXX	XXX
34. Aggregate Write-Ins for Other Lines of Business												
35. Total (a)	279,970	289,149		119,036	151,474	314,594	321,021	2,606	10,471	19,378	47,650	61,491
DETAILS OF WRITE-INS												
3401.												
3402.												
3403.												
3498. Summary of remaining write-ins for Line 34 from overflow page												
3499. Totals (Lines 3401 through 3403 plus 3498)(Line 34 above)												

(a) Finance and service charges not included in Lines 1 to 35 \$ 1,004
(b) For health business on indicated lines report: Number of persons insured under PPO managed care products and number of persons insured under indemnity only products



ANNUAL STATEMENT FOR THE YEAR 2024 OF THE NATIONWIDE ASSURANCE COMPANY

EXHIBIT OF PREMIUMS AND LOSSES (Statutory Page 14)

NAIC Group Code 0140

BUSINESS IN THE STATE OF Maryland

DURING THE YEAR 2024

NAIC Company Code 10723

Line of Business		Gross Premiums, Including Policy and Membership Fees, Less Return Premiums and Premiums on Policies not Taken		3	4	5	6	7	8	9	10	11	12
		1	2										
		Direct Premiums Written	Direct Premiums Earned	Dividends Paid or Credited to Policyholders on Direct Business	Direct Unearned Premium Reserves	Direct Losses Paid (deducting salvage)	Direct Losses Incurred	Direct Losses Unpaid	Direct Defense and Cost Containment Expense Paid	Direct Defense and Cost Containment Expense Incurred	Direct Defense and Cost Containment Expense Unpaid	Commissions and Brokerage Expenses	Taxes, Licenses and Fees
1.	Fire	33,317	31,519		21,103		653	1,977		81	181	5,717	741
2.1	Allied Lines	54,613	61,930		28,916	18,150	18,073	4,184	34	153	441	9,651	1,234
2.2	Multiple Peril Crop												
2.3	Federal Flood												
2.4	Private Crop												
2.5	Private Flood	539	382		157		26	26		5	5	75	11
3.	Farmowners Multiple Peril												
4.	Homeowners Multiple Peril												
5.1	Commercial Multiple Peril (Non-Liability Portion)	5,594,296	6,257,159		2,957,359	1,933,983	2,893,375	1,433,707	88,414	82,013	87,363	874,224	118,230
5.2	Commercial Multiple Peril (Liability Portion)	2,292,154	2,485,250		1,156,144	890,593	1,611,425	2,500,760	79,408	130,099	438,079	366,672	47,697
6.	Mortgage Guaranty												
8.	Ocean Marine												
9.1	Inland Marine												
9.2	Pet Insurance Plans												
10.	Financial Guaranty												
11.1	Medical Professional Liability - Occurrence												
11.2	Medical Professional Liability - Claims-Made												
12.	Earthquake	4,868	4,730		4,082							770	106
13.1	Comprehensive (hospital and medical) ind (b)												
13.2	Comprehensive (hospital and medical) group (b)												
14.	Credit A&H (Group and Individual)												
15.1	Vision Only (b).....												
15.2	Dental Only (b).....												
15.3	Disability Income (b)												
15.4	Medicare Supplement (b)												
15.5	Medicaid Title XIX (b)												
15.6	Medicare Title XVIII (b).....												
15.7	Long-Term Care (b)												
15.8	Federal Employees Health Benefits Plan (b)												
15.9	Other Health (b)												
16.	Workers' Compensation	212,288	227,484		67,589	65,856	49,464	215,899	29,759	30,758	21,148	23,483	10,210
17.1	Other Liability - Occurrence	1,081,481	1,150,893		488,574	1,008,800	116,718	564,770	27,653	94,572	229,239	179,858	22,357
17.2	Other Liability - Claims-Made	19,431	26,867		11,783							2,144	433
17.3	Excess Workers' Compensation												
18.1	Products Liability - Occurrence												
18.2	Products Liability - Claims-Made												
19.1	Private Passenger Auto No-Fault (Personal Injury Protection)						2	(6)		1			
19.2	Other Private Passenger Auto Liability						2	(14)		(7)			
19.3	Commercial Auto No-Fault (Personal Injury Protection)	31,572	55,210		13,427	80,147	27,406	26,280	966	(7,112)	21,784	6,321	666
19.4	Other Commercial Auto Liability	2,235,751	3,214,201		1,044,595	1,613,138	647,338	2,401,203	20,928	53,971	238,170	404,466	46,931
21.1	Private Passenger Auto Physical Damage						(1)						
21.2	Commercial Auto Physical Damage	703,241	1,067,446		298,838	742,824	672,628	39,392	7,656	1,938	4,871	128,362	14,755
22.	Aircraft (all perils)												
23.	Fidelity												
24.	Surety												
26.	Burglary and Theft	5,487	3,790		3,207		132	225		14	17	757	113
27.	Boiler and Machinery	152,625	167,957		73,880	4,260	(23,466)	12,696		120	1,585	24,756	3,218
28.	Credit												
29.	International												
30.	Warranty												
31.	Reins nonproportional assumed property	XXX	XXX	XXX	XXX	XXX	XXX	XXX	XXX	XXX	XXX	XXX	XXX
32.	Reins nonproportional assumed liability	XXX	XXX	XXX	XXX	XXX	XXX	XXX	XXX	XXX	XXX	XXX	XXX
33.	Reins nonproportional assumed financial lines	XXX	XXX	XXX	XXX	XXX	XXX	XXX	XXX	XXX	XXX	XXX	XXX
34.	Aggregate Write-Ins for Other Lines of Business												
35.	Total (a)	12,421,663	14,754,817		6,169,653	6,357,752	6,013,774	7,201,099	254,818	386,605	1,042,894	2,027,258	266,703
DETAILS OF WRITE-INS													
3401.												
3402.												
3403.												
3498.	Summary of remaining write-ins for Line 34 from overflow page												
3499.	Totals (Lines 3401 through 3403 plus 3498)(Line 34 above)												

(a) Finance and service charges not included in Lines 1 to 35 \$ 52,522

(b) For health business on indicated lines report: Number of persons insured under PPO managed care products and number of persons insured under indemnity only products



ANNUAL STATEMENT FOR THE YEAR 2024 OF THE NATIONWIDE ASSURANCE COMPANY

EXHIBIT OF PREMIUMS AND LOSSES (Statutory Page 14)

NAIC Group Code 0140 BUSINESS IN THE STATE OF Massachusetts DURING THE YEAR 2024 NAIC Company Code 10723

Line of Business		Gross Premiums, Including Policy and Membership Fees, Less Return Premiums and Premiums on Policies not Taken		3	4	5	6	7	8	9	10	11	12
		1	2										
		Direct Premiums Written	Direct Premiums Earned	Dividends Paid or Credited to Policyholders on Direct Business	Direct Unearned Premium Reserves	Direct Losses Paid (deducting salvage)	Direct Losses Incurred	Direct Losses Unpaid	Direct Defense and Cost Containment Expense Paid	Direct Defense and Cost Containment Expense Incurred	Direct Defense and Cost Containment Expense Unpaid	Commissions and Brokerage Expenses	Taxes, Licenses and Fees
1.	Fire	8,462	7,998		5,944	1,957	659	2,035	217	245	170	7,447	197
2.1	Allied Lines	7,264	7,199		4,014	1,908	79	1,655	310	327	157	740	265
2.2	Multiple Peril Crop												
2.3	Federal Flood												
2.4	Private Crop												
2.5	Private Flood	6,178	6,220		3,118		60	401		94	169	912	144
3.	Farmowners Multiple Peril												
4.	Homeowners Multiple Peril	37,602	37,698		33,671	18,443	21,154	15,879	2,647	2,590	1,797		800
5.1	Commercial Multiple Peril (Non-Liability Portion)	995,293	1,050,625		481,172	566,114	167,981	83,716	2,590	352	18,886	148,637	50,309
5.2	Commercial Multiple Peril (Liability Portion)	933,243	595,276		451,190	6,269	455,147	590,998		46,145	99,120	157,480	56,121
6.	Mortgage Guaranty												
8.	Ocean Marine												
9.1	Inland Marine	56	60		40	24	22	11	3	3	1		1
9.2	Pet Insurance Plans												
10.	Financial Guaranty												
11.1	Medical Professional Liability - Occurrence												
11.2	Medical Professional Liability - Claims-Made												
12.	Earthquake	8,380	8,026		4,300							782	1,070
13.1	Comprehensive (hospital and medical) ind (b)												
13.2	Comprehensive (hospital and medical) group (b)												
14.	Credit A&H (Group and Individual)												
15.1	Vision Only (b).....												
15.2	Dental Only (b).....												
15.3	Disability Income (b)												
15.4	Medicare Supplement (b)												
15.5	Medicaid Title XIX (b)												
15.6	Medicare Title XVIII (b).....												
15.7	Long-Term Care (b)												
15.8	Federal Employees Health Benefits Plan (b)												
15.9	Other Health (b)												
16.	Workers' Compensation	7,538	7,602		86	1,572	(21,869)	1,193	243	354	950	661	677
17.1	Other Liability - Occurrence	248,292	206,101		128,487	55	459,686	698,033	21,052	494,398	546,699	39,801	14,549
17.2	Other Liability - Claims-Made	14,474	8,907		6,259							2,432	903
17.3	Excess Workers' Compensation												
18.1	Products Liability - Occurrence												
18.2	Products Liability - Claims-Made												
19.1	Private Passenger Auto No-Fault (Personal Injury Protection)												
19.2	Other Private Passenger Auto Liability												
19.3	Commercial Auto No-Fault (Personal Injury Protection)	50	50		29	(5)	10				6	8	2
19.4	Other Commercial Auto Liability	10,681	10,769		5,642	1,310	3,385			220	492	1,622	625
21.1	Private Passenger Auto Physical Damage												
21.2	Commercial Auto Physical Damage	2,915	3,610		1,652		(24)	122		(1)	5	437	143
22.	Aircraft (all perils)												
23.	Fidelity												
24.	Surety												
26.	Burglary and Theft												
27.	Boiler and Machinery	28,205	29,762		12,269		(12,971)	4,348		39	285	4,363	1,434
28.	Credit												
29.	International												
30.	Warranty												
31.	Reins nonproportional assumed property	XXX	XXX	XXX	XXX	XXX	XXX	XXX	XXX	XXX	XXX	XXX	XXX
32.	Reins nonproportional assumed liability	XXX	XXX	XXX	XXX	XXX	XXX	XXX	XXX	XXX	XXX	XXX	XXX
33.	Reins nonproportional assumed financial lines	XXX	XXX	XXX	XXX	XXX	XXX	XXX	XXX	XXX	XXX	XXX	XXX
34.	Aggregate Write-Ins for Other Lines of Business												
35.	Total (a)	2,308,633	1,979,904		1,137,872	596,341	1,071,230	1,401,788	27,061	544,765	668,737	365,323	127,240
DETAILS OF WRITE-INS													
3401.												
3402.												
3403.												
3498.	Summary of remaining write-ins for Line 34 from overflow page												
3499.	Totals (Lines 3401 through 3403 plus 3498)(Line 34 above)												

(a) Finance and service charges not included in Lines 1 to 35 \$ 8,943
(b) For health business on indicated lines report: Number of persons insured under PPO managed care products and number of persons insured under indemnity only products



ANNUAL STATEMENT FOR THE YEAR 2024 OF THE NATIONWIDE ASSURANCE COMPANY

EXHIBIT OF PREMIUMS AND LOSSES (Statutory Page 14)

NAIC Group Code 0140

BUSINESS IN THE STATE OF Michigan

DURING THE YEAR 2024

NAIC Company Code 10723

Line of Business		Gross Premiums, Including Policy and Membership Fees, Less Return Premiums and Premiums on Policies not Taken		3	4	5	6	7	8	9	10	11	12
		1	2										
		Direct Premiums Written	Direct Premiums Earned	Dividends Paid or Credited to Policyholders on Direct Business	Direct Unearned Premium Reserves	Direct Losses Paid (deducting salvage)	Direct Losses Incurred	Direct Losses Unpaid	Direct Defense and Cost Containment Expense Paid	Direct Defense and Cost Containment Expense Incurred	Direct Defense and Cost Containment Expense Unpaid	Commissions and Brokerage Expenses	Taxes, Licenses and Fees
1.	Fire	11,412	21,369		5,883		758	1,519		98	179	2,314	368
2.1	Allied Lines	17,206	25,305		8,593	203,602	222,705	39,569			244	3,252	403
2.2	Multiple Peril Crop												
2.3	Federal Flood												
2.4	Private Crop												
2.5	Private Flood												
3.	Farmowners Multiple Peril												
4.	Homeowners Multiple Peril												
5.1	Commercial Multiple Peril (Non-Liability Portion)	1,355,325	1,453,184		657,623	771,820	545,192	156,048	7,023	11,326	18,978	218,797	29,997
5.2	Commercial Multiple Peril (Liability Portion)	619,157	647,603		299,725	19,668	115,924	257,551	174	55,755	101,363	98,558	16,451
6.	Mortgage Guaranty												
8.	Ocean Marine												
9.1	Inland Marine												
9.2	Pet Insurance Plans												
10.	Financial Guaranty												
11.1	Medical Professional Liability - Occurrence												
11.2	Medical Professional Liability - Claims-Made												
12.	Earthquake	43	46		12							6	1
13.1	Comprehensive (hospital and medical) ind (b)												
13.2	Comprehensive (hospital and medical) group (b)												
14.	Credit A&H (Group and Individual)												
15.1	Vision Only (b).....												
15.2	Dental Only (b)												
15.3	Disability Income (b)												
15.4	Medicare Supplement (b)												
15.5	Medicaid Title XIX (b)												
15.6	Medicare Title XVIII (b).....												
15.7	Long-Term Care (b)												
15.8	Federal Employees Health Benefits Plan (b)												
15.9	Other Health (b)												
16.	Workers' Compensation	7,925	31,290		16,175	24,813	30,309	72,567	4,986	4,382	3,032	(84)	3,036
17.1	Other Liability - Occurrence	419,698	407,403		180,703	11,680	71,963	99,095	1,315	48,942	68,976	65,812	9,357
17.2	Other Liability - Claims-Made	19,891	17,718		10,904							3,307	455
17.3	Excess Workers' Compensation												
18.1	Products Liability - Occurrence												
18.2	Products Liability - Claims-Made												
19.1	Private Passenger Auto No-Fault (Personal Injury Protection)												
19.2	Other Private Passenger Auto Liability												
19.3	Commercial Auto No-Fault (Personal Injury Protection)	122,863	130,766		59,326	284,666	92,837	120,447	3,113	4,062	22,877	13,141	9,160
19.4	Other Commercial Auto Liability	686,913	613,076		348,453	108,418	983,845	1,088,149	13,854	28,949	33,827	104,814	88,995
21.1	Private Passenger Auto Physical Damage												
21.2	Commercial Auto Physical Damage	262,179	319,437		129,521	123,981	108,405	24,713	1,168	1,057	383	37,168	8,577
22.	Aircraft (all perils)												
23.	Fidelity												
24.	Surety												
26.	Burglary and Theft	1,633	704		1,065		64	67		3	3	236	25
27.	Boiler and Machinery	57,127	51,149		30,095	6,016	(5,905)	3,904		173	468	9,018	1,423
28.	Credit												
29.	International												
30.	Warranty												
31.	Reins nonproportional assumed property	XXX	XXX	XXX	XXX	XXX	XXX	XXX	XXX	XXX	XXX	XXX	XXX
32.	Reins nonproportional assumed liability	XXX	XXX	XXX	XXX	XXX	XXX	XXX	XXX	XXX	XXX	XXX	XXX
33.	Reins nonproportional assumed financial lines	XXX	XXX	XXX	XXX	XXX	XXX	XXX	XXX	XXX	XXX	XXX	XXX
34.	Aggregate Write-Ins for Other Lines of Business												
35.	Total (a)	3,581,371	3,719,050		1,748,078	1,554,664	2,166,097	1,863,629	31,632	154,837	250,330	556,340	168,247
DETAILS OF WRITE-INS													
3401.												
3402.												
3403.												
3498.	Summary of remaining write-ins for Line 34 from overflow page												
3499.	Totals (Lines 3401 through 3403 plus 3498)(Line 34 above)												

(a) Finance and service charges not included in Lines 1 to 35 \$ 13,013

(b) For health business on indicated lines report: Number of persons insured under PPO managed care products and number of persons insured under indemnity only products



ANNUAL STATEMENT FOR THE YEAR 2024 OF THE NATIONWIDE ASSURANCE COMPANY

EXHIBIT OF PREMIUMS AND LOSSES (Statutory Page 14)

NAIC Group Code 0140

BUSINESS IN THE STATE OF Minnesota

DURING THE YEAR 2024

NAIC Company Code 10723

Line of Business		Gross Premiums, Including Policy and Membership Fees, Less Return Premiums and Premiums on Policies not Taken		3	4	5	6	7	8	9	10	11	12
		1	2										
		Direct Premiums Written	Direct Premiums Earned	Dividends Paid or Credited to Policyholders on Direct Business	Direct Unearned Premium Reserves	Direct Losses Paid (deducting salvage)	Direct Losses Incurred	Direct Losses Unpaid	Direct Defense and Cost Containment Expense Paid	Direct Defense and Cost Containment Expense Incurred	Direct Defense and Cost Containment Expense Unpaid	Commissions and Brokerage Expenses	Taxes, Licenses and Fees
1.	Fire	2,170	1,962		576		171	382		2	24	402	38
2.1	Allied Lines	6,878	6,674		3,354		300	1,284		(9)	107	1,125	150
2.2	Multiple Peril Crop												
2.3	Federal Flood												
2.4	Private Crop												
2.5	Private Flood	577	313		264		25	27		5	5	87	12
3.	Farmowners Multiple Peril												
4.	Homeowners Multiple Peril												
5.1	Commercial Multiple Peril (Non-Liability Portion)	1,365,759	1,413,554		671,334	952,301	1,234,332	470,570	7,857	8,388	23,753	219,253	31,839
5.2	Commercial Multiple Peril (Liability Portion)	585,378	635,592		272,833	21,272	190,681	452,943	7,463	52,065	116,742	93,048	13,200
6.	Mortgage Guaranty												
8.	Ocean Marine												
9.1	Inland Marine												
9.2	Pet Insurance Plans												
10.	Financial Guaranty												
11.1	Medical Professional Liability - Occurrence												
11.2	Medical Professional Liability - Claims-Made												
12.	Earthquake												
13.1	Comprehensive (hospital and medical) ind (b)												
13.2	Comprehensive (hospital and medical) group (b)												
14.	Credit A&H (Group and Individual)												
15.1	Vision Only (b).....												
15.2	Dental Only (b)												
15.3	Disability Income (b)												
15.4	Medicare Supplement (b)												
15.5	Medicaid Title XIX (b)												
15.6	Medicare Title XVIII (b).....												
15.7	Long-Term Care (b)												
15.8	Federal Employees Health Benefits Plan (b)												
15.9	Other Health (b)												
16.	Workers' Compensation	166,719	151,687		77,066	26,158	70,789	69,903	15,752	16,504	14,293	18,779	14,121
17.1	Other Liability - Occurrence	200,252	200,154		85,801	6,878	39,435	117,933		135,285	181,118	32,674	4,997
17.2	Other Liability - Claims-Made	12,871	11,306		6,813							2,057	282
17.3	Excess Workers' Compensation												
18.1	Products Liability - Occurrence												
18.2	Products Liability - Claims-Made												
19.1	Private Passenger Auto No-Fault (Personal Injury Protection)												
19.2	Other Private Passenger Auto Liability												
19.3	Commercial Auto No-Fault (Personal Injury Protection)	10,473	10,367		4,027	9,787	7,144	3,948		10	1,110	1,594	243
19.4	Other Commercial Auto Liability	215,022	203,099		87,163	115,482	84,137	54,514		3,864	9,294	32,119	5,055
21.1	Private Passenger Auto Physical Damage												
21.2	Commercial Auto Physical Damage	102,156	100,479		41,520	36,320	37,276	2,935	163	157	75	15,158	2,417
22.	Aircraft (all perils)												
23.	Fidelity												
24.	Surety												
26.	Burglary and Theft	248	134		114		11	11		1	1	37	5
27.	Boiler and Machinery	44,596	47,406		22,545	20,099	23,518	6,919		73	532	7,001	1,052
28.	Credit												
29.	International												
30.	Warranty												
31.	Reins nonproportional assumed property	XXX	XXX	XXX	XXX	XXX	XXX	XXX	XXX	XXX	XXX	XXX	XXX
32.	Reins nonproportional assumed liability	XXX	XXX	XXX	XXX	XXX	XXX	XXX	XXX	XXX	XXX	XXX	XXX
33.	Reins nonproportional assumed financial lines	XXX	XXX	XXX	XXX	XXX	XXX	XXX	XXX	XXX	XXX	XXX	XXX
34.	Aggregate Write-Ins for Other Lines of Business												
35.	Total (a)	2,713,099	2,782,727		1,273,412	1,188,297	1,687,819	1,181,366	31,235	216,345	347,055	423,335	73,411
DETAILS OF WRITE-INS													
3401.												
3402.												
3403.												
3498.	Summary of remaining write-ins for Line 34 from overflow page												
3499.	Totals (Lines 3401 through 3403 plus 3498)(Line 34 above)												

(a) Finance and service charges not included in Lines 1 to 35 \$ 4,118

(b) For health business on indicated lines report: Number of persons insured under PPO managed care products and number of persons insured under indemnity only products



ANNUAL STATEMENT FOR THE YEAR 2024 OF THE NATIONWIDE ASSURANCE COMPANY

EXHIBIT OF PREMIUMS AND LOSSES (Statutory Page 14)

NAIC Group Code 0140

BUSINESS IN THE STATE OF Mississippi

DURING THE YEAR 2024

NAIC Company Code 10723

Line of Business		Gross Premiums, Including Policy and Membership Fees, Less Return Premiums and Premiums on Policies not Taken		3	4	5	6	7	8	9	10	11	12
		1	2										
		Direct Premiums Written	Direct Premiums Earned	Dividends Paid or Credited to Policyholders on Direct Business	Direct Unearned Premium Reserves	Direct Losses Paid (deducting salvage)	Direct Losses Incurred	Direct Losses Unpaid	Direct Defense and Cost Containment Expense Paid	Direct Defense and Cost Containment Expense Incurred	Direct Defense and Cost Containment Expense Unpaid	Commissions and Brokerage Expenses	Taxes, Licenses and Fees
1.	Fire	11,002	17,450		5,872		(1,440)	2,532		15	177	3,948	468
2.1	Allied Lines	59,207	125,855		27,913	5,414	7,817	15,560	34	386	954	13,592	3,768
2.2	Multiple Peril Crop												
2.3	Federal Flood												
2.4	Private Crop												
2.5	Private Flood												
3.	Farmowners Multiple Peril												
4.	Homeowners Multiple Peril												
5.1	Commercial Multiple Peril (Non-Liability Portion)	3,247,296	4,618,199		1,835,307	2,888,692	3,682,240	2,291,392	102,230	64,975	119,990	566,596	158,120
5.2	Commercial Multiple Peril (Liability Portion)	1,079,073	1,508,516		584,648	97,837	1,154,958	2,376,818	57,459	17,438	468,476	197,815	60,196
6.	Mortgage Guaranty												
8.	Ocean Marine												
9.1	Inland Marine												
9.2	Pet Insurance Plans												
10.	Financial Guaranty												
11.1	Medical Professional Liability - Occurrence												
11.2	Medical Professional Liability - Claims-Made												
12.	Earthquake	15,960	20,686		6,630							2,454	2,935
13.1	Comprehensive (hospital and medical) ind (b)												
13.2	Comprehensive (hospital and medical) group (b)												
14.	Credit A&H (Group and Individual)												
15.1	Vision Only (b).....												
15.2	Dental Only (b)												
15.3	Disability Income (b)												
15.4	Medicare Supplement (b)												
15.5	Medicaid Title XIX (b)												
15.6	Medicare Title XVIII (b).....												
15.7	Long-Term Care (b)												
15.8	Federal Employees Health Benefits Plan (b)												
15.9	Other Health (b)												
16.	Workers' Compensation	8,991	7,285		14,345	37,083	(147,963)	105,792	8,453	6,675	9,013	724	(3,381)
17.1	Other Liability - Occurrence	452,459	569,059		206,991	86,713	305,752	586,002	52,186	108,489	217,173	77,334	25,177
17.2	Other Liability - Claims-Made	14,774	20,703		9,871	27,500	27,500	21,929	21,929	21,929		2,883	828
17.3	Excess Workers' Compensation												
18.1	Products Liability - Occurrence												
18.2	Products Liability - Claims-Made												
19.1	Private Passenger Auto No-Fault (Personal Injury Protection)												
19.2	Other Private Passenger Auto Liability					(850)	2,075	4,065		(384)	1,858		(626,016)
19.3	Commercial Auto No-Fault (Personal Injury Protection)												
19.4	Other Commercial Auto Liability	620,024	831,415		295,719	467,600	339,484	453,560	7,115	18,956	68,404	116,315	33,390
21.1	Private Passenger Auto Physical Damage						(2,316)	(559)		(297)	801		
21.2	Commercial Auto Physical Damage	196,355	273,007		98,089	72,748	47,029	6,364	418	(582)	1,041	36,512	10,041
22.	Aircraft (all perils)												
23.	Fidelity												
24.	Surety												
26.	Burglary and Theft	2,424	2,247		1,265		91	153		8	10	356	94
27.	Boiler and Machinery	66,015	102,691		36,494	38,414	35,891	16,303		(126)	1,501	12,693	4,353
28.	Credit												
29.	International												
30.	Warranty												
31.	Reins nonproportional assumed property	XXX	XXX	XXX	XXX	XXX	XXX	XXX	XXX	XXX	XXX	XXX	XXX
32.	Reins nonproportional assumed liability	XXX	XXX	XXX	XXX	XXX	XXX	XXX	XXX	XXX	XXX	XXX	XXX
33.	Reins nonproportional assumed financial lines	XXX	XXX	XXX	XXX	XXX	XXX	XXX	XXX	XXX	XXX	XXX	XXX
34.	Aggregate Write-Ins for Other Lines of Business												
35.	Total (a)	5,773,580	8,097,093		3,123,144	3,721,151	5,451,097	5,857,983	249,823	237,482	889,399	1,031,221	(330,027)
DETAILS OF WRITE-INS													
3401.												
3402.												
3403.												
3498.	Summary of remaining write-ins for Line 34 from overflow page												
3499.	Totals (Lines 3401 through 3403 plus 3498)(Line 34 above)												

(a) Finance and service charges not included in Lines 1 to 35 \$ 18,518
(b) For health business on indicated lines report: Number of persons insured under PPO managed care products and number of persons insured under indemnity only products



ANNUAL STATEMENT FOR THE YEAR 2024 OF THE NATIONWIDE ASSURANCE COMPANY

EXHIBIT OF PREMIUMS AND LOSSES (Statutory Page 14)

NAIC Group Code 0140

BUSINESS IN THE STATE OF Missouri

DURING THE YEAR 2024

NAIC Company Code 10723

Line of Business		Gross Premiums, Including Policy and Membership Fees, Less Return Premiums and Premiums on Policies not Taken		3	4	5	6	7	8	9	10	11	12
		1	2										
		Direct Premiums Written	Direct Premiums Earned	Dividends Paid or Credited to Policyholders on Direct Business	Direct Unearned Premium Reserves	Direct Losses Paid (deducting salvage)	Direct Losses Incurred	Direct Losses Unpaid	Direct Defense and Cost Containment Expense Paid	Direct Defense and Cost Containment Expense Incurred	Direct Defense and Cost Containment Expense Unpaid	Commissions and Brokerage Expenses	Taxes, Licenses and Fees
1.	Fire	109,383	135,097		45,733	1,175	(83)	21,567		169	1,601	18,844	2,292
2.1	Allied Lines	180,815	301,467		73,450	692,324	757,512	131,064	3,438	3,480	4,196	39,953	3,648
2.2	Multiple Peril Crop												
2.3	Federal Flood												
2.4	Private Crop												
2.5	Private Flood	182	843		114		(469)	193		61	202	40	4
3.	Farmowners Multiple Peril												
4.	Homeowners Multiple Peril												
5.1	Commercial Multiple Peril (Non-Liability Portion)	5,536,129	7,631,351		2,666,232	5,962,170	5,159,023	3,360,308	147,773	122,467	178,362	989,761	113,684
5.2	Commercial Multiple Peril (Liability Portion)	2,353,826	2,903,469		1,133,268	515,868	458,780	2,149,611	78,430	330,873	883,007	404,775	48,850
6.	Mortgage Guaranty												
8.	Ocean Marine												
9.1	Inland Marine												
9.2	Pet Insurance Plans												
10.	Financial Guaranty												
11.1	Medical Professional Liability - Occurrence												
11.2	Medical Professional Liability - Claims-Made												
12.	Earthquake	96,052	146,060		45,045							18,717	2,005
13.1	Comprehensive (hospital and medical) ind (b)												
13.2	Comprehensive (hospital and medical) group (b)												
14.	Credit A&H (Group and Individual)												
15.1	Vision Only (b).....												
15.2	Dental Only (b)												
15.3	Disability Income (b)												
15.4	Medicare Supplement (b)												
15.5	Medicaid Title XIX (b)												
15.6	Medicare Title XVIII (b).....												
15.7	Long-Term Care (b)												
15.8	Federal Employees Health Benefits Plan (b)												
15.9	Other Health (b)												
16.	Workers' Compensation	327,783	384,704	1,594	140,720	92,200	113,515	101,804	14,719	17,974	40,500	35,631	6,980
17.1	Other Liability - Occurrence	685,345	833,754		303,351	689,073	1,026,822	941,688	81,111	215,296	288,771	110,666	13,875
17.2	Other Liability - Claims-Made	50,864	70,588		27,020							9,559	1,051
17.3	Excess Workers' Compensation												
18.1	Products Liability - Occurrence												
18.2	Products Liability - Claims-Made												
19.1	Private Passenger Auto No-Fault (Personal Injury Protection)												
19.2	Other Private Passenger Auto Liability												
19.3	Commercial Auto No-Fault (Personal Injury Protection)												
19.4	Other Commercial Auto Liability	1,632,681	2,128,949		825,942	1,769,455	844,868	1,205,432	24,642	69,303	150,316	303,913	33,294
21.1	Private Passenger Auto Physical Damage												
21.2	Commercial Auto Physical Damage	677,681	939,395		321,974	439,518	405,049	27,947	4,329	4,045	844	127,615	13,822
22.	Aircraft (all perils)												
23.	Fidelity												
24.	Surety												
26.	Burglary and Theft	893	1,247		489		(60)	41		2	6	191	17
27.	Boiler and Machinery	142,331	200,750		68,600	39,565	29,270	33,486		33	2,767	26,224	2,969
28.	Credit												
29.	International												
30.	Warranty												
31.	Reins nonproportional assumed property	XXX	XXX	XXX	XXX	XXX	XXX	XXX	XXX	XXX	XXX	XXX	XXX
32.	Reins nonproportional assumed liability	XXX	XXX	XXX	XXX	XXX	XXX	XXX	XXX	XXX	XXX	XXX	XXX
33.	Reins nonproportional assumed financial lines	XXX	XXX	XXX	XXX	XXX	XXX	XXX	XXX	XXX	XXX	XXX	XXX
34.	Aggregate Write-Ins for Other Lines of Business												
35.	Total (a)	11,793,965	15,677,674	1,594	5,651,939	10,201,347	8,794,226	7,973,122	354,441	763,703	1,550,571	2,085,890	242,491
DETAILS OF WRITE-INS													
3401.												
3402.												
3403.												
3498.	Summary of remaining write-ins for Line 34 from overflow page												
3499.	Totals (Lines 3401 through 3403 plus 3498)(Line 34 above)												

(a) Finance and service charges not included in Lines 1 to 35 \$ 29,247

(b) For health business on indicated lines report: Number of persons insured under PPO managed care products and number of persons insured under indemnity only products



ANNUAL STATEMENT FOR THE YEAR 2024 OF THE NATIONWIDE ASSURANCE COMPANY

EXHIBIT OF PREMIUMS AND LOSSES (Statutory Page 14)

NAIC Group Code 0140

BUSINESS IN THE STATE OF Montana

DURING THE YEAR 2024

NAIC Company Code 10723

Line of Business		Gross Premiums, Including Policy and Membership Fees, Less Return Premiums and Premiums on Policies not Taken		3	4	5	6	7	8	9	10	11	12
		1	2										
		Direct Premiums Written	Direct Premiums Earned	Dividends Paid or Credited to Policyholders on Direct Business	Direct Unearned Premium Reserves	Direct Losses Paid (deducting salvage)	Direct Losses Incurred	Direct Losses Unpaid	Direct Defense and Cost Containment Expense Paid	Direct Defense and Cost Containment Expense Incurred	Direct Defense and Cost Containment Expense Unpaid	Commissions and Brokerage Expenses	Taxes, Licenses and Fees
1.	Fire	70,018	87,070		39,011		11,752	12,421		320	354	12,382	2,475
2.1	Allied Lines	106,095	126,349		53,640	12,946	27,242	16,309		438	532	18,951	3,742
2.2	Multiple Peril Crop												
2.3	Federal Flood												
2.4	Private Crop												
2.5	Private Flood												
3.	Farmowners Multiple Peril												
4.	Homeowners Multiple Peril												
5.1	Commercial Multiple Peril (Non-Liability Portion)	2,947,316	3,219,667		1,524,788	2,228,169	2,851,777	820,423	40,825	46,030	31,203	490,149	102,697
5.2	Commercial Multiple Peril (Liability Portion)	1,450,264	1,614,591		700,198	58,746	246,904	584,224	49,419	250,693	404,263	250,505	50,497
6.	Mortgage Guaranty												
8.	Ocean Marine												
9.1	Inland Marine												
9.2	Pet Insurance Plans												
10.	Financial Guaranty												
11.1	Medical Professional Liability - Occurrence												
11.2	Medical Professional Liability - Claims-Made												
12.	Earthquake	33,571	31,334		17,676							5,266	1,166
13.1	Comprehensive (hospital and medical) ind (b)												
13.2	Comprehensive (hospital and medical) group (b)												
14.	Credit A&H (Group and Individual)												
15.1	Vision Only (b).....												
15.2	Dental Only (b).....												
15.3	Disability Income (b)												
15.4	Medicare Supplement (b)												
15.5	Medicaid Title XIX (b)												
15.6	Medicare Title XVIII (b).....												
15.7	Long-Term Care (b)												
15.8	Federal Employees Health Benefits Plan (b)												
15.9	Other Health (b)												
16.	Workers' Compensation	1,705	12,675		6,285	343	1,020	3,107	20	(286)	1,274	57	173
17.1	Other Liability - Occurrence	146,522	188,523		68,777	63,687	490,969	549,769	100,230	150,462	78,805	25,667	5,110
17.2	Other Liability - Claims-Made	50,626	62,480		25,580							9,158	1,753
17.3	Excess Workers' Compensation												
18.1	Products Liability - Occurrence												
18.2	Products Liability - Claims-Made												
19.1	Private Passenger Auto No-Fault (Personal Injury Protection)												
19.2	Other Private Passenger Auto Liability												
19.3	Commercial Auto No-Fault (Personal Injury Protection)												
19.4	Other Commercial Auto Liability	631,456	737,173		321,221	113,194	112,924	114,049	12,334	27,509	35,257	112,338	22,212
21.1	Private Passenger Auto Physical Damage												
21.2	Commercial Auto Physical Damage	318,168	380,215		162,781	110,429	112,510	20,179	490	471	238	56,161	11,207
22.	Aircraft (all perils)												
23.	Fidelity												
24.	Surety												
26.	Burglary and Theft	1,519	1,176		343		6	6		6	6	229	52
27.	Boiler and Machinery	145,664	169,966		73,252	23,336	40,227	23,331		436	1,050	25,200	5,053
28.	Credit												
29.	International												
30.	Warranty												
31.	Reins nonproportional assumed property	XXX	XXX	XXX	XXX	XXX	XXX	XXX	XXX	XXX	XXX	XXX	XXX
32.	Reins nonproportional assumed liability	XXX	XXX	XXX	XXX	XXX	XXX	XXX	XXX	XXX	XXX	XXX	XXX
33.	Reins nonproportional assumed financial lines	XXX	XXX	XXX	XXX	XXX	XXX	XXX	XXX	XXX	XXX	XXX	XXX
34.	Aggregate Write-Ins for Other Lines of Business												
35.	Total (a)	5,902,924	6,631,217		2,993,551	2,610,850	3,895,330	2,143,816	203,318	476,080	552,982	1,006,061	206,137
DETAILS OF WRITE-INS													
3401.												
3402.												
3403.												
3498.	Summary of remaining write-ins for Line 34 from overflow page												
3499.	Totals (Lines 3401 through 3403 plus 3498)(Line 34 above)												

(a) Finance and service charges not included in Lines 1 to 35 \$ 12,928

(b) For health business on indicated lines report: Number of persons insured under PPO managed care products and number of persons insured under indemnity only products



ANNUAL STATEMENT FOR THE YEAR 2024 OF THE NATIONWIDE ASSURANCE COMPANY

EXHIBIT OF PREMIUMS AND LOSSES (Statutory Page 14)

NAIC Group Code 0140

BUSINESS IN THE STATE OF Nebraska

DURING THE YEAR 2024

NAIC Company Code 10723

Line of Business		Gross Premiums, Including Policy and Membership Fees, Less Return Premiums and Premiums on Policies not Taken		3	4	5	6	7	8	9	10	11	12
		1	2										
		Direct Premiums Written	Direct Premiums Earned	Dividends Paid or Credited to Policyholders on Direct Business	Direct Unearned Premium Reserves	Direct Losses Paid (deducting salvage)	Direct Losses Incurred	Direct Losses Unpaid	Direct Defense and Cost Containment Expense Paid	Direct Defense and Cost Containment Expense Incurred	Direct Defense and Cost Containment Expense Unpaid	Commissions and Brokerage Expenses	Taxes, Licenses and Fees
1.	Fire	58,325	92,188		18,765		(2,086)	13,165		104	1,056	14,587	2,210
2.1	Allied Lines	189,989	275,682		61,060	124,177	133,487	36,380		569	2,324	40,134	6,262
2.2	Multiple Peril Crop												
2.3	Federal Flood												
2.4	Private Crop												
2.5	Private Flood	1,284	2,104		76		(50)	146		47	83	401	23
3.	Farmowners Multiple Peril												
4.	Homeowners Multiple Peril												
5.1	Commercial Multiple Peril (Non-Liability Portion)	4,711,341	6,181,225		2,001,680	3,483,428	2,584,267	1,570,731	93,142	91,185	88,184	855,893	95,085
5.2	Commercial Multiple Peril (Liability Portion)	1,175,502	1,463,419		493,366	49,292	322,199	739,820	195	101,749	287,646	209,959	23,680
6.	Mortgage Guaranty												
8.	Ocean Marine												
9.1	Inland Marine												
9.2	Pet Insurance Plans												
10.	Financial Guaranty												
11.1	Medical Professional Liability - Occurrence												
11.2	Medical Professional Liability - Claims-Made												
12.	Earthquake	1,254	3,237		447							267	29
13.1	Comprehensive (hospital and medical) ind (b)												
13.2	Comprehensive (hospital and medical) group (b)												
14.	Credit A&H (Group and Individual)												
15.1	Vision Only (b).....												
15.2	Dental Only (b)												
15.3	Disability Income (b)												
15.4	Medicare Supplement (b)												
15.5	Medicaid Title XIX (b)												
15.6	Medicare Title XVIII (b).....												
15.7	Long-Term Care (b)												
15.8	Federal Employees Health Benefits Plan (b)												
15.9	Other Health (b)												
16.	Workers' Compensation	127,212	93,510		70,448	15,552	16,018	9,047	68	977	3,840	12,420	2,336
17.1	Other Liability - Occurrence	310,062	371,402		148,785	536,079	478,188	366,324	252,406	290,947	103,057	53,920	7,353
17.2	Other Liability - Claims-Made	18,624	28,432		9,420							4,105	406
17.3	Excess Workers' Compensation												
18.1	Products Liability - Occurrence												
18.2	Products Liability - Claims-Made												
19.1	Private Passenger Auto No-Fault (Personal Injury Protection)												
19.2	Other Private Passenger Auto Liability												
19.3	Commercial Auto No-Fault (Personal Injury Protection)												
19.4	Other Commercial Auto Liability	942,902	1,285,865		435,313	319,575	708,750	1,021,287	804	22,227	73,488	181,873	22,425
21.1	Private Passenger Auto Physical Damage												
21.2	Commercial Auto Physical Damage	834,142	1,079,046		381,275	620,437	605,398	88,701	4,507	4,317	656	153,928	19,616
22.	Aircraft (all perils)												
23.	Fidelity												
24.	Surety												
26.	Burglary and Theft	2,295	3,160		1,433		(133)	109		2	20	471	44
27.	Boiler and Machinery	114,571	153,660		44,254	18,367	(63,103)	22,700		137	1,642	21,838	2,521
28.	Credit												
29.	International												
30.	Warranty												
31.	Reins nonproportional assumed property	XXX	XXX	XXX	XXX	XXX	XXX	XXX	XXX	XXX	XXX	XXX	XXX
32.	Reins nonproportional assumed liability	XXX	XXX	XXX	XXX	XXX	XXX	XXX	XXX	XXX	XXX	XXX	XXX
33.	Reins nonproportional assumed financial lines	XXX	XXX	XXX	XXX	XXX	XXX	XXX	XXX	XXX	XXX	XXX	XXX
34.	Aggregate Write-Ins for Other Lines of Business												
35.	Total (a)	8,487,503	11,032,927		3,666,321	5,166,907	4,782,937	3,868,410	351,121	512,261	561,994	1,549,796	181,991
DETAILS OF WRITE-INS													
3401.												
3402.												
3403.												
3498.	Summary of remaining write-ins for Line 34 from overflow page												
3499.	Totals (Lines 3401 through 3403 plus 3498)(Line 34 above)												

(a) Finance and service charges not included in Lines 1 to 35 \$ 19,904

(b) For health business on indicated lines report: Number of persons insured under PPO managed care products and number of persons insured under indemnity only products



ANNUAL STATEMENT FOR THE YEAR 2024 OF THE NATIONWIDE ASSURANCE COMPANY

EXHIBIT OF PREMIUMS AND LOSSES (Statutory Page 14)

NAIC Group Code 0140 BUSINESS IN THE STATE OF Nevada DURING THE YEAR 2024 NAIC Company Code 10723

Line of Business		Gross Premiums, Including Policy and Membership Fees, Less Return Premiums and Premiums on Policies not Taken		3 Dividends Paid or Credited to Policyholders on Direct Business	4 Direct Unearned Premium Reserves	5 Direct Losses Paid (deducting salvage)	6 Direct Losses Incurred	7 Direct Losses Unpaid	8 Direct Defense and Cost Containment Expense Paid	9 Direct Defense and Cost Containment Expense Incurred	10 Direct Defense and Cost Containment Expense Unpaid	11 Commissions and Brokerage Expenses	12 Taxes, Licenses and Fees
		1 Direct Premiums Written	2 Direct Premiums Earned										
1.	Fire	66,002	66,546		34,769		(569)	460		174	465	11,135	3,127
2.1	Allied Lines	71,668	75,478		36,259	(9,765)	(11,290)	344		120	637	11,938	3,537
2.2	Multiple Peril Crop												
2.3	Federal Flood												
2.4	Private Crop												
2.5	Private Flood		481				(40)	24		10	23		(3)
3.	Farmowners Multiple Peril												
4.	Homeowners Multiple Peril												
5.1	Commercial Multiple Peril (Non-Liability Portion)	2,734,557	3,213,451		1,328,920	3,498,901	2,255,974	34,686	18,482	6,947	61,827	437,209	129,578
5.2	Commercial Multiple Peril (Liability Portion)	2,213,479	2,557,644		1,085,559	435,848	572,751	3,278,361	227,999	218,644	849,997	363,940	109,479
6.	Mortgage Guaranty												
8.	Ocean Marine												
9.1	Inland Marine												
9.2	Pet Insurance Plans												
10.	Financial Guaranty												
11.1	Medical Professional Liability - Occurrence												
11.2	Medical Professional Liability - Claims-Made												
12.	Earthquake	3,213	6,317		775							416	100
13.1	Comprehensive (hospital and medical) ind (b)												
13.2	Comprehensive (hospital and medical) group (b)												
14.	Credit A&H (Group and Individual)												
15.1	Vision Only (b).....												
15.2	Dental Only (b)												
15.3	Disability Income (b)												
15.4	Medicare Supplement (b)												
15.5	Medicaid Title XIX (b)												
15.6	Medicare Title XVIII (b).....												
15.7	Long-Term Care (b)												
15.8	Federal Employees Health Benefits Plan (b)												
15.9	Other Health (b)												
16.	Workers' Compensation	342,333	131,807		223,581	135,578	123,427	135,332	14,337	16,647	11,400	32,562	19,638
17.1	Other Liability - Occurrence	149,874	147,745		49,897	111,484	255,082	217,017	1,873	24,339	62,476	24,303	6,055
17.2	Other Liability - Claims-Made	14,034	16,678		6,194							2,434	488
17.3	Excess Workers' Compensation												
18.1	Products Liability - Occurrence												
18.2	Products Liability - Claims-Made												
19.1	Private Passenger Auto No-Fault (Personal Injury Protection)												
19.2	Other Private Passenger Auto Liability												
19.3	Commercial Auto No-Fault (Personal Injury Protection)												
19.4	Other Commercial Auto Liability	988,433	1,322,522		473,476	1,324,095	933,822	2,140,863	82,903	96,776	130,057	166,425	46,753
21.1	Private Passenger Auto Physical Damage												
21.2	Commercial Auto Physical Damage	130,050	182,273		70,145	167,343	149,667	855	7,919	7,736	251	21,332	4,590
22.	Aircraft (all perils)												
23.	Fidelity												
24.	Surety												
26.	Burglary and Theft	385	1,513		47		16	16		7	7	100	12
27.	Boiler and Machinery	93,976	113,779		45,865	21,409	17,912	(508)		(147)	1,469	15,547	4,505
28.	Credit												
29.	International												
30.	Warranty												
31.	Reins nonproportional assumed property	XXX	XXX	XXX	XXX	XXX	XXX	XXX	XXX	XXX	XXX	XXX	XXX
32.	Reins nonproportional assumed liability	XXX	XXX	XXX	XXX	XXX	XXX	XXX	XXX	XXX	XXX	XXX	XXX
33.	Reins nonproportional assumed financial lines	XXX	XXX	XXX	XXX	XXX	XXX	XXX	XXX	XXX	XXX	XXX	XXX
34.	Aggregate Write-Ins for Other Lines of Business												
35.	Total (a)	6,808,004	7,836,233		3,355,486	5,684,892	4,296,751	5,807,448	353,512	371,253	1,118,608	1,087,342	327,859
DETAILS OF WRITE-INS													
3401.												
3402.												
3403.												
3498.	Summary of remaining write-ins for Line 34 from overflow page												
3499.	Totals (Lines 3401 through 3403 plus 3498)(Line 34 above)												

(a) Finance and service charges not included in Lines 1 to 35 \$ 10,226
(b) For health business on indicated lines report: Number of persons insured under PPO managed care products and number of persons insured under indemnity only products



ANNUAL STATEMENT FOR THE YEAR 2024 OF THE NATIONWIDE ASSURANCE COMPANY

EXHIBIT OF PREMIUMS AND LOSSES (Statutory Page 14)

NAIC Group Code 0140

BUSINESS IN THE STATE OF New Hampshire

DURING THE YEAR 2024

NAIC Company Code 10723

Line of Business		Gross Premiums, Including Policy and Membership Fees, Less Return Premiums and Premiums on Policies not Taken		3	4	5	6	7	8	9	10	11	12
		1	2										
		Direct Premiums Written	Direct Premiums Earned	Dividends Paid or Credited to Policyholders on Direct Business	Direct Unearned Premium Reserves	Direct Losses Paid (deducting salvage)	Direct Losses Incurred	Direct Losses Unpaid	Direct Defense and Cost Containment Expense Paid	Direct Defense and Cost Containment Expense Incurred	Direct Defense and Cost Containment Expense Unpaid	Commissions and Brokerage Expenses	Taxes, Licenses and Fees
1.	Fire	442	499		93		(9)	10		1	3	66	16
2.1	Allied Lines	2,315	2,619		485	577	420	53			26	347	88
2.2	Multiple Peril Crop												
2.3	Federal Flood												
2.4	Private Crop												
2.5	Private Flood												
3.	Farmowners Multiple Peril												
4.	Homeowners Multiple Peril												
5.1	Commercial Multiple Peril (Non-Liability Portion)	286,068	335,150		129,529	29,113	28,593	4,415		(1,260)	6,415	39,009	9,640
5.2	Commercial Multiple Peril (Liability Portion)	177,422	197,069		85,921	12,970	114,625	258,682	83,271	85,231	36,173	27,094	7,639
6.	Mortgage Guaranty												
8.	Ocean Marine												
9.1	Inland Marine												
9.2	Pet Insurance Plans												
10.	Financial Guaranty												
11.1	Medical Professional Liability - Occurrence												
11.2	Medical Professional Liability - Claims-Made												
12.	Earthquake		286										11
13.1	Comprehensive (hospital and medical) ind (b)												
13.2	Comprehensive (hospital and medical) group (b)												
14.	Credit A&H (Group and Individual)												
15.1	Vision Only (b).....												
15.2	Dental Only (b).....												
15.3	Disability Income (b)												
15.4	Medicare Supplement (b)												
15.5	Medicaid Title XIX (b)												
15.6	Medicare Title XVIII (b).....												
15.7	Long-Term Care (b)												
15.8	Federal Employees Health Benefits Plan (b)												
15.9	Other Health (b)												
16.	Workers' Compensation	5,906	6,700				1,434	1,575	57	(312)	837	535	440
17.1	Other Liability - Occurrence	95,411	98,868		44,609	1,640	(2,239)	27,730		18,936	37,674	14,553	3,782
17.2	Other Liability - Claims-Made	3,829	2,532		1,655							486	192
17.3	Excess Workers' Compensation												
18.1	Products Liability - Occurrence												
18.2	Products Liability - Claims-Made												
19.1	Private Passenger Auto No-Fault (Personal Injury Protection)												
19.2	Other Private Passenger Auto Liability						1,574	2,308		(217)	1,082		
19.3	Commercial Auto No-Fault (Personal Injury Protection)												
19.4	Other Commercial Auto Liability	89,911	133,466		52,897	67,092	12,786	44,976		1,233	9,266	13,812	4,016
21.1	Private Passenger Auto Physical Damage						(525)	(94)		(77)	181		
21.2	Commercial Auto Physical Damage	40,795	68,262		24,548	35,121	27,963	590	940	574	305	6,801	1,968
22.	Aircraft (all perils)												
23.	Fidelity												
24.	Surety												
26.	Burglary and Theft												
27.	Boiler and Machinery	5,881	8,311		2,767		(436)	114		(16)	122	827	229
28.	Credit												
29.	International												
30.	Warranty												
31.	Reins nonproportional assumed property	XXX	XXX	XXX	XXX	XXX	XXX	XXX	XXX	XXX	XXX	XXX	XXX
32.	Reins nonproportional assumed liability	XXX	XXX	XXX	XXX	XXX	XXX	XXX	XXX	XXX	XXX	XXX	XXX
33.	Reins nonproportional assumed financial lines	XXX	XXX	XXX	XXX	XXX	XXX	XXX	XXX	XXX	XXX	XXX	XXX
34.	Aggregate Write-Ins for Other Lines of Business												
35.	Total (a)	707,980	853,762		342,504	146,513	184,186	340,359	84,268	104,095	92,085	103,531	28,021
DETAILS OF WRITE-INS													
3401.												
3402.												
3403.												
3498.	Summary of remaining write-ins for Line 34 from overflow page												
3499.	Totals (Lines 3401 through 3403 plus 3498)(Line 34 above)												

(a) Finance and service charges not included in Lines 1 to 35 \$ 8,921

(b) For health business on indicated lines report: Number of persons insured under PPO managed care products and number of persons insured under indemnity only products



ANNUAL STATEMENT FOR THE YEAR 2024 OF THE NATIONWIDE ASSURANCE COMPANY

EXHIBIT OF PREMIUMS AND LOSSES (Statutory Page 14)

NAIC Group Code 0140

BUSINESS IN THE STATE OF New Jersey

DURING THE YEAR 2024

NAIC Company Code 10723

Line of Business		Gross Premiums, Including Policy and Membership Fees, Less Return Premiums and Premiums on Policies not Taken		3 Dividends Paid or Credited to Policyholders on Direct Business	4 Direct Unearned Premium Reserves	5 Direct Losses Paid (deducting salvage)	6 Direct Losses Incurred	7 Direct Losses Unpaid	8 Direct Defense and Cost Containment Expense Paid	9 Direct Defense and Cost Containment Expense Incurred	10 Direct Defense and Cost Containment Expense Unpaid	11 Commissions and Brokerage Expenses	12 Taxes, Licenses and Fees
		1 Direct Premiums Written	2 Direct Premiums Earned										
1.	Fire	(867)	1,799		116		375	1,815		2	16	(46)	(18)
2.1	Allied Lines	235	3,791		788		810	3,087		7	28		8
2.2	Multiple Peril Crop												
2.3	Federal Flood												
2.4	Private Crop												
2.5	Private Flood												
3.	Farmowners Multiple Peril												
4.	Homeowners Multiple Peril												
5.1	Commercial Multiple Peril (Non-Liability Portion)	2,365,662	2,538,399		1,214,410	478,702	488,038	100,861	15,697	30,251	24,245	371,281	87,274
5.2	Commercial Multiple Peril (Liability Portion)	1,152,069	1,139,136		553,885	118,310	2,516,629	2,545,451	745	118,847	150,839	178,950	43,012
6.	Mortgage Guaranty												
8.	Ocean Marine												
9.1	Inland Marine												
9.2	Pet Insurance Plans												
10.	Financial Guaranty												
11.1	Medical Professional Liability - Occurrence												
11.2	Medical Professional Liability - Claims-Made												
12.	Earthquake	1,403	1,352		773							201	102
13.1	Comprehensive (hospital and medical) ind (b)												
13.2	Comprehensive (hospital and medical) group (b)												
14.	Credit A&H (Group and Individual)												
15.1	Vision Only (b).....												
15.2	Dental Only (b)												
15.3	Disability Income (b)												
15.4	Medicare Supplement (b)												
15.5	Medicaid Title XIX (b)												
15.6	Medicare Title XVIII (b).....												
15.7	Long-Term Care (b)												
15.8	Federal Employees Health Benefits Plan (b)												
15.9	Other Health (b)												
16.	Workers' Compensation	120,297	62,291		62,169	53,190	71,702	125,308	23,946	32,369	28,448	11,699	4,092
17.1	Other Liability - Occurrence	34,886	83,796		37,041		106,635	152,281		34,234	61,310	8,056	1,432
17.2	Other Liability - Claims-Made	8,194	3,872		5,618							745	269
17.3	Excess Workers' Compensation												
18.1	Products Liability - Occurrence												
18.2	Products Liability - Claims-Made												
19.1	Private Passenger Auto No-Fault (Personal Injury Protection)												
19.2	Other Private Passenger Auto Liability												
19.3	Commercial Auto No-Fault (Personal Injury Protection)	31,145	36,293		14,429	35,662	72,381	45,667		2,594	5,051	4,610	1,008
19.4	Other Commercial Auto Liability	3,020,722	3,312,543		1,391,758	285,227	2,884,715	3,659,856	4,602	362,402	443,967	445,676	110,252
21.1	Private Passenger Auto Physical Damage												
21.2	Commercial Auto Physical Damage	653,058	706,795		299,014	262,631	259,597	42,196	767	1,088	853	94,438	21,577
22.	Aircraft (all perils)												
23.	Fidelity												
24.	Surety												
26.	Burglary and Theft												
27.	Boiler and Machinery	90,089	99,719		45,005	93,267	114,656	36,857		353	469	14,166	3,150
28.	Credit												
29.	International												
30.	Warranty												
31.	Reins nonproportional assumed property	XXX	XXX	XXX	XXX	XXX	XXX	XXX	XXX	XXX	XXX	XXX	XXX
32.	Reins nonproportional assumed liability	XXX	XXX	XXX	XXX	XXX	XXX	XXX	XXX	XXX	XXX	XXX	XXX
33.	Reins nonproportional assumed financial lines	XXX	XXX	XXX	XXX	XXX	XXX	XXX	XXX	XXX	XXX	XXX	XXX
34.	Aggregate Write-Ins for Other Lines of Business												
35.	Total (a)	7,476,893	7,989,787		3,625,006	1,326,990	6,515,539	6,713,379	45,757	582,147	715,225	1,129,949	272,157
DETAILS OF WRITE-INS													
3401.												
3402.												
3403.												
3498.	Summary of remaining write-ins for Line 34 from overflow page												
3499.	Totals (Lines 3401 through 3403 plus 3498)(Line 34 above)												

(a) Finance and service charges not included in Lines 1 to 35 \$ 48,638

(b) For health business on indicated lines report: Number of persons insured under PPO managed care products and number of persons insured under indemnity only products



ANNUAL STATEMENT FOR THE YEAR 2024 OF THE NATIONWIDE ASSURANCE COMPANY

EXHIBIT OF PREMIUMS AND LOSSES (Statutory Page 14)

NAIC Group Code 0140

BUSINESS IN THE STATE OF New Mexico

DURING THE YEAR 2024

NAIC Company Code 10723

Line of Business		Gross Premiums, Including Policy and Membership Fees, Less Return Premiums and Premiums on Policies not Taken		3	4	5	6	7	8	9	10	11	12
		1	2										
		Direct Premiums Written	Direct Premiums Earned	Dividends Paid or Credited to Policyholders on Direct Business	Direct Unearned Premium Reserves	Direct Losses Paid (deducting salvage)	Direct Losses Incurred	Direct Losses Unpaid	Direct Defense and Cost Containment Expense Paid	Direct Defense and Cost Containment Expense Incurred	Direct Defense and Cost Containment Expense Unpaid	Commissions and Brokerage Expenses	Taxes, Licenses and Fees
1.	Fire	19,695	25,970		8,629	153	8,466	9,124		66	186	3,278	1,884
2.1	Allied Lines	30,517	37,949		14,336	25,163	38,470	14,995		58	370	5,091	2,186
2.2	Multiple Peril Crop												
2.3	Federal Flood												
2.4	Private Crop												
2.5	Private Flood												
3.	Farmowners Multiple Peril												
4.	Homeowners Multiple Peril												
5.1	Commercial Multiple Peril (Non-Liability Portion)	971,223	1,115,903		455,340	1,386,582	3,172,008	2,064,781	45,907	44,693	18,986	160,471	86,919
5.2	Commercial Multiple Peril (Liability Portion)	663,688	712,515		284,155	33,410	348,628	529,434	23,645	87,566	195,687	110,706	41,067
6.	Mortgage Guaranty												
8.	Ocean Marine												
9.1	Inland Marine												
9.2	Pet Insurance Plans												
10.	Financial Guaranty												
11.1	Medical Professional Liability - Occurrence												
11.2	Medical Professional Liability - Claims-Made												
12.	Earthquake	6,024	5,906		753							1,077	182
13.1	Comprehensive (hospital and medical) ind (b)												
13.2	Comprehensive (hospital and medical) group (b)												
14.	Credit A&H (Group and Individual)												
15.1	Vision Only (b).....												
15.2	Dental Only (b)												
15.3	Disability Income (b)												
15.4	Medicare Supplement (b)												
15.5	Medicaid Title XIX (b)												
15.6	Medicare Title XVIII (b).....												
15.7	Long-Term Care (b)												
15.8	Federal Employees Health Benefits Plan (b)												
15.9	Other Health (b)												
16.	Workers' Compensation	34,156	36,854		12,582	2,176	6,848	10,210	12	89	3,755	6,009	4,026
17.1	Other Liability - Occurrence	119,160	124,572		41,945	3,232	19,962	53,034		20,742	44,200	18,769	3,672
17.2	Other Liability - Claims-Made	9,595	9,813		4,480							1,628	569
17.3	Excess Workers' Compensation												
18.1	Products Liability - Occurrence												
18.2	Products Liability - Claims-Made												
19.1	Private Passenger Auto No-Fault (Personal Injury Protection)												
19.2	Other Private Passenger Auto Liability												
19.3	Commercial Auto No-Fault (Personal Injury Protection)												
19.4	Other Commercial Auto Liability	436,378	465,505		238,457	144,983	621,047	703,469	544	9,738	32,857	77,850	18,815
21.1	Private Passenger Auto Physical Damage												
21.2	Commercial Auto Physical Damage	98,288	133,019		51,829	175,472	183,459	18,115	1,633	1,590	111	17,987	5,787
22.	Aircraft (all perils)												
23.	Fidelity												
24.	Surety												
26.	Burglary and Theft	1,346	1,301		261		101	137		4	7	215	41
27.	Boiler and Machinery	48,373	52,757		23,685	767	19,669	20,517		80	493	8,034	5,274
28.	Credit												
29.	International												
30.	Warranty												
31.	Reins nonproportional assumed property	XXX	XXX	XXX	XXX	XXX	XXX	XXX	XXX	XXX	XXX	XXX	XXX
32.	Reins nonproportional assumed liability	XXX	XXX	XXX	XXX	XXX	XXX	XXX	XXX	XXX	XXX	XXX	XXX
33.	Reins nonproportional assumed financial lines	XXX	XXX	XXX	XXX	XXX	XXX	XXX	XXX	XXX	XXX	XXX	XXX
34.	Aggregate Write-Ins for Other Lines of Business												
35.	Total (a)	2,438,443	2,722,063		1,136,452	1,771,938	4,418,658	3,423,815	71,742	164,628	296,649	411,114	170,422
DETAILS OF WRITE-INS													
3401.												
3402.												
3403.												
3498.	Summary of remaining write-ins for Line 34 from overflow page												
3499.	Totals (Lines 3401 through 3403 plus 3498)(Line 34 above)												

(a) Finance and service charges not included in Lines 1 to 35 \$ 5,832

(b) For health business on indicated lines report: Number of persons insured under PPO managed care products and number of persons insured under indemnity only products



ANNUAL STATEMENT FOR THE YEAR 2024 OF THE NATIONWIDE ASSURANCE COMPANY

EXHIBIT OF PREMIUMS AND LOSSES (Statutory Page 14)

NAIC Group Code 0140 BUSINESS IN THE STATE OF New York DURING THE YEAR 2024 NAIC Company Code 10723

Line of Business		Gross Premiums, Including Policy and Membership Fees, Less Return Premiums and Premiums on Policies not Taken		3 Dividends Paid or Credited to Policyholders on Direct Business	4 Direct Unearned Premium Reserves	5 Direct Losses Paid (deducting salvage)	6 Direct Losses Incurred	7 Direct Losses Unpaid	8 Direct Defense and Cost Containment Expense Paid	9 Direct Defense and Cost Containment Expense Incurred	10 Direct Defense and Cost Containment Expense Unpaid	11 Commissions and Brokerage Expenses	12 Taxes, Licenses and Fees
		1 Direct Premiums Written	2 Direct Premiums Earned										
1.	Fire	98,725	37,361		61,364		3,110	3,110		149	149	13,705	2,034
2.1	Allied Lines	170,420	61,700		108,720		4,901	4,901		241	241	23,414	3,505
2.2	Multiple Peril Crop												
2.3	Federal Flood												
2.4	Private Crop												
2.5	Private Flood	18,686	2,121		16,565		143	143		26	26	2,769	380
3.	Farmowners Multiple Peril												
4.	Homeowners Multiple Peril												
5.1	Commercial Multiple Peril (Non-Liability Portion)	4,335,636	1,823,870		2,511,766	259,334	981,434	722,100	11,316	22,630	11,315	542,906	89,371
5.2	Commercial Multiple Peril (Liability Portion)	4,251,395	1,756,402		2,494,993	30,634	1,433,133	1,402,500	4,813	94,724	89,911	518,659	87,454
6.	Mortgage Guaranty												
8.	Ocean Marine												
9.1	Inland Marine	78	78		23		(1)	4				9	2
9.2	Pet Insurance Plans												
10.	Financial Guaranty												
11.1	Medical Professional Liability - Occurrence												
11.2	Medical Professional Liability - Claims-Made												
12.	Earthquake	8,714	3,940		4,774							1,044	181
13.1	Comprehensive (hospital and medical) ind (b)												
13.2	Comprehensive (hospital and medical) group (b)												
14.	Credit A&H (Group and Individual)												
15.1	Vision Only (b).....												
15.2	Dental Only (b)												
15.3	Disability Income (b)												
15.4	Medicare Supplement (b)												
15.5	Medicaid Title XIX (b)												
15.6	Medicare Title XVIII (b).....												
15.7	Long-Term Care (b)												
15.8	Federal Employees Health Benefits Plan (b)												
15.9	Other Health (b)												
16.	Workers' Compensation	120,353	70,753		61,533	112	15,555	20,799	2	920	8,803	10,519	2,845
17.1	Other Liability - Occurrence	576,315	253,299		325,495	1,552	168,332	167,296		(8,741)	(8,664)	66,894	11,964
17.2	Other Liability - Claims-Made	26,863	11,269		15,594							3,403	553
17.3	Excess Workers' Compensation												
18.1	Products Liability - Occurrence												
18.2	Products Liability - Claims-Made												
19.1	Private Passenger Auto No-Fault (Personal Injury Protection)	40,240	41,235		17,917		(5,857)	6,416		1,183	2,105	4,230	908
19.2	Other Private Passenger Auto Liability	681,099	720,611		331,494	309,649	536,412	496,966	9,735	17,333	35,405	70,779	15,354
19.3	Commercial Auto No-Fault (Personal Injury Protection)	40,145	13,978		26,167		4,274	4,274		2,268	2,268	3,560	822
19.4	Other Commercial Auto Liability	976,840	363,387		613,453	5,201	90,411	85,211		11,647	11,647	93,162	20,042
21.1	Private Passenger Auto Physical Damage	1,546,537	1,623,107		717,247	895,054	900,201	106,568	1,633	263	5,643	165,683	34,985
21.2	Commercial Auto Physical Damage	163,401	57,003		106,398	38,097	41,011	2,915		122	115	13,740	3,354
22.	Aircraft (all perils)												
23.	Fidelity												
24.	Surety												
26.	Burglary and Theft	1,480	1,004		476		57	57		4	4	222	31
27.	Boiler and Machinery	202,829	84,366		118,463		7,238	7,238		331	331	26,216	4,185
28.	Credit												
29.	International												
30.	Warranty												
31.	Reins nonproportional assumed property	XXX	XXX	XXX	XXX	XXX	XXX	XXX	XXX	XXX	XXX	XXX	XXX
32.	Reins nonproportional assumed liability	XXX	XXX	XXX	XXX	XXX	XXX	XXX	XXX	XXX	XXX	XXX	XXX
33.	Reins nonproportional assumed financial lines	XXX	XXX	XXX	XXX	XXX	XXX	XXX	XXX	XXX	XXX	XXX	XXX
34.	Aggregate Write-Ins for Other Lines of Business												
35.	Total (a)	13,259,757	6,925,486		7,532,440	1,539,632	4,180,355	3,030,498	28,158	143,100	159,301	1,560,974	277,970
DETAILS OF WRITE-INS													
3401.												
3402.												
3403.												
3498.	Summary of remaining write-ins for Line 34 from overflow page												
3499.	Totals (Lines 3401 through 3403 plus 3498)(Line 34 above)												

(a) Finance and service charges not included in Lines 1 to 35 \$ 118,269
(b) For health business on indicated lines report: Number of persons insured under PPO managed care products and number of persons insured under indemnity only products



ANNUAL STATEMENT FOR THE YEAR 2024 OF THE NATIONWIDE ASSURANCE COMPANY

EXHIBIT OF PREMIUMS AND LOSSES (Statutory Page 14)

NAIC Group Code 0140

BUSINESS IN THE STATE OF North Carolina

DURING THE YEAR 2024

NAIC Company Code 10723

Line of Business		Gross Premiums, Including Policy and Membership Fees, Less Return Premiums and Premiums on Policies not Taken		3	4	5	6	7	8	9	10	11	12
		1	2										
		Direct Premiums Written	Direct Premiums Earned	Dividends Paid or Credited to Policyholders on Direct Business	Direct Unearned Premium Reserves	Direct Losses Paid (deducting salvage)	Direct Losses Incurred	Direct Losses Unpaid	Direct Defense and Cost Containment Expense Paid	Direct Defense and Cost Containment Expense Incurred	Direct Defense and Cost Containment Expense Unpaid	Commissions and Brokerage Expenses	Taxes, Licenses and Fees
1.	Fire	34,102	38,212		15,176		69	4,402		66	293	4,195	1,811
2.1	Allied Lines	94,048	89,290		42,376	9,671	14,082	11,294	1,799	2,029	584	19,044	5,117
2.2	Multiple Peril Crop												
2.3	Federal Flood												
2.4	Private Crop												
2.5	Private Flood	12	176		8		(21)	11		5	11	2	1
3.	Farmowners Multiple Peril												
4.	Homeowners Multiple Peril												
5.1	Commercial Multiple Peril (Non-Liability Portion)	6,733,968	8,359,443		3,428,672	2,564,590	1,827,971	794,182	67,008	40,078	179,580	1,069,385	262,325
5.2	Commercial Multiple Peril (Liability Portion)	2,250,427	2,589,956		1,120,850	117,496	426,952	973,052	51,238	152,250	331,552	433,234	78,653
6.	Mortgage Guaranty												
8.	Ocean Marine												
9.1	Inland Marine												
9.2	Pet Insurance Plans												
10.	Financial Guaranty												
11.1	Medical Professional Liability - Occurrence												
11.2	Medical Professional Liability - Claims-Made												
12.	Earthquake	847	968		259							156	55
13.1	Comprehensive (hospital and medical) ind (b)												
13.2	Comprehensive (hospital and medical) group (b)												
14.	Credit A&H (Group and Individual)												
15.1	Vision Only (b).....												
15.2	Dental Only (b)												
15.3	Disability Income (b)												
15.4	Medicare Supplement (b)												
15.5	Medicaid Title XIX (b)												
15.6	Medicare Title XVIII (b).....												
15.7	Long-Term Care (b)												
15.8	Federal Employees Health Benefits Plan (b)												
15.9	Other Health (b)												
16.	Workers' Compensation	219,760	267,952		64,324	305,451	105,958	1,563,837	27,427	21,355	23,809	36,049	9,299
17.1	Other Liability - Occurrence	2,701,962	2,969,135		1,233,074	802,661	961,715	1,258,666	35,258	298,741	538,636	621,189	96,015
17.2	Other Liability - Claims-Made	83,973	108,241		49,812			20,000	3,083	3,083		13,921	2,220
17.3	Excess Workers' Compensation												
18.1	Products Liability - Occurrence												
18.2	Products Liability - Claims-Made												
19.1	Private Passenger Auto No-Fault (Personal Injury Protection)												
19.2	Other Private Passenger Auto Liability												
19.3	Commercial Auto No-Fault (Personal Injury Protection)												
19.4	Other Commercial Auto Liability	1,892,044	2,919,271		924,273	841,289	1,447,208	3,909,520	12,286	82,306	186,654	107,978	76,798
21.1	Private Passenger Auto Physical Damage												
21.2	Commercial Auto Physical Damage	621,268	1,060,134		298,926	412,074	378,485	53,000	3,684	(987)	4,413	13,404	23,206
22.	Aircraft (all perils)												
23.	Fidelity												
24.	Surety												
26.	Burglary and Theft	1,478	1,467		644		8	70		5	7	339	36
27.	Boiler and Machinery	153,768	177,557		74,652	98,465	152,589	81,909		(43)	1,985	28,204	5,822
28.	Credit												
29.	International												
30.	Warranty												
31.	Reins nonproportional assumed property	XXX	XXX	XXX	XXX	XXX	XXX	XXX	XXX	XXX	XXX	XXX	XXX
32.	Reins nonproportional assumed liability	XXX	XXX	XXX	XXX	XXX	XXX	XXX	XXX	XXX	XXX	XXX	XXX
33.	Reins nonproportional assumed financial lines	XXX	XXX	XXX	XXX	XXX	XXX	XXX	XXX	XXX	XXX	XXX	XXX
34.	Aggregate Write-Ins for Other Lines of Business												
35.	Total (a)	14,787,657	18,581,801		7,253,046	5,151,697	5,315,016	8,669,943	201,784	598,888	1,267,525	2,347,101	561,357
DETAILS OF WRITE-INS													
3401.												
3402.												
3403.												
3498.	Summary of remaining write-ins for Line 34 from overflow page												
3499.	Totals (Lines 3401 through 3403 plus 3498)(Line 34 above)												

(a) Finance and service charges not included in Lines 1 to 35 \$ 117,982

(b) For health business on indicated lines report: Number of persons insured under PPO managed care products and number of persons insured under indemnity only products

19 ND



ANNUAL STATEMENT FOR THE YEAR 2024 OF THE NATIONWIDE ASSURANCE COMPANY

EXHIBIT OF PREMIUMS AND LOSSES (Statutory Page 14)

NAIC Group Code 0140 BUSINESS IN THE STATE OF North Dakota DURING THE YEAR 2024 NAIC Company Code 10723

Line of Business		Gross Premiums, Including Policy and Membership Fees, Less Return Premiums and Premiums on Policies not Taken		3	4	5	6	7	8	9	10	11	12
		1	2										
		Direct Premiums Written	Direct Premiums Earned	Dividends Paid or Credited to Policyholders on Direct Business	Direct Unearned Premium Reserves	Direct Losses Paid (deducting salvage)	Direct Losses Incurred	Direct Losses Unpaid	Direct Defense and Cost Containment Expense Paid	Direct Defense and Cost Containment Expense Incurred	Direct Defense and Cost Containment Expense Unpaid	Commissions and Brokerage Expenses	Taxes, Licenses and Fees
1.	Fire	4,065	4,935		1,838		88	253		16	30	724	73
2.1	Allied Lines	10,011	12,602		4,601	44,844	45,079	643		41	75	1,786	178
2.2	Multiple Peril Crop												
2.3	Federal Flood												
2.4	Private Crop												
2.5	Private Flood												
3.	Farmowners Multiple Peril												
4.	Homeowners Multiple Peril												
5.1	Commercial Multiple Peril (Non-Liability Portion)	494,502	591,445		224,173	135,018	199,653	91,668	20,250	19,410	9,597	78,560	22,071
5.2	Commercial Multiple Peril (Liability Portion)	277,440	307,910		109,983	21,783	70,063	138,838	9,311	36,980	54,834	46,219	16,097
6.	Mortgage Guaranty												
8.	Ocean Marine												
9.1	Inland Marine												
9.2	Pet Insurance Plans												
10.	Financial Guaranty												
11.1	Medical Professional Liability - Occurrence												
11.2	Medical Professional Liability - Claims-Made												
12.	Earthquake		32										
13.1	Comprehensive (hospital and medical) ind (b)												
13.2	Comprehensive (hospital and medical) group (b)												
14.	Credit A&H (Group and Individual)												
15.1	Vision Only (b).....												
15.2	Dental Only (b)												
15.3	Disability Income (b)												
15.4	Medicare Supplement (b)												
15.5	Medicaid Title XIX (b)												
15.6	Medicare Title XVIII (b).....												
15.7	Long-Term Care (b)												
15.8	Federal Employees Health Benefits Plan (b)												
15.9	Other Health (b)												
16.	Workers' Compensation												
17.1	Other Liability - Occurrence	46,087	63,903		21,816	42,138	54,551	33,047	4,732	18,849	25,150	7,724	1,303
17.2	Other Liability - Claims-Made	5,410	6,943		2,640							921	300
17.3	Excess Workers' Compensation												
18.1	Products Liability - Occurrence												
18.2	Products Liability - Claims-Made												
19.1	Private Passenger Auto No-Fault (Personal Injury Protection)												
19.2	Other Private Passenger Auto Liability												
19.3	Commercial Auto No-Fault (Personal Injury Protection)	4,746	5,424		1,829		(1,261)	1,408		12	564	798	185
19.4	Other Commercial Auto Liability	112,453	120,524		43,203	34,001	42,951	42,773	190	2,787	7,049	18,931	4,232
21.1	Private Passenger Auto Physical Damage												
21.2	Commercial Auto Physical Damage	86,805	101,018		34,808	58,964	57,567	3,782	189	179	69	13,958	3,221
22.	Aircraft (all perils)												
23.	Fidelity												
24.	Surety												
26.	Burglary and Theft												
27.	Boiler and Machinery	15,789	21,787		7,424		69	1,309		7	264	2,572	556
28.	Credit												
29.	International												
30.	Warranty												
31.	Reins nonproportional assumed property	XXX	XXX	XXX	XXX	XXX	XXX	XXX	XXX	XXX	XXX	XXX	XXX
32.	Reins nonproportional assumed liability	XXX	XXX	XXX	XXX	XXX	XXX	XXX	XXX	XXX	XXX	XXX	XXX
33.	Reins nonproportional assumed financial lines	XXX	XXX	XXX	XXX	XXX	XXX	XXX	XXX	XXX	XXX	XXX	XXX
34.	Aggregate Write-Ins for Other Lines of Business												
35.	Total (a)	1,057,308	1,236,524		451,934	336,747	468,760	313,720	34,672	78,281	97,632	172,195	48,216
DETAILS OF WRITE-INS													
3401.												
3402.												
3403.												
3498.	Summary of remaining write-ins for Line 34 from overflow page												
3499.	Totals (Lines 3401 through 3403 plus 3498)(Line 34 above)												

(a) Finance and service charges not included in Lines 1 to 35 \$1,326
(b) For health business on indicated lines report: Number of persons insured under PPO managed care products and number of persons insured under indemnity only products



ANNUAL STATEMENT FOR THE YEAR 2024 OF THE NATIONWIDE ASSURANCE COMPANY

EXHIBIT OF PREMIUMS AND LOSSES (Statutory Page 14)

NAIC Group Code 0140

BUSINESS IN THE STATE OF Ohio

DURING THE YEAR 2024

NAIC Company Code 10723

Line of Business		Gross Premiums, Including Policy and Membership Fees, Less Return Premiums and Premiums on Policies not Taken		3	4	5	6	7	8	9	10	11	12
		1 Direct Premiums Written	2 Direct Premiums Earned										
1.	Fire	52,509	79,369		32,285		136	6,711	90	246	692	9,007	896
2.1	Allied Lines	84,102	116,977		49,512	78,526	56,340	10,385	1,067	1,182	1,293	14,500	1,502
2.2	Multiple Peril Crop												
2.3	Federal Flood												
2.4	Private Crop												
2.5	Private Flood												
3.	Farmowners Multiple Peril												
4.	Homeowners Multiple Peril												
5.1	Commercial Multiple Peril (Non-Liability Portion)	5,753,614	6,710,860		2,872,124	2,066,650	2,362,008	1,338,343	76,877	72,588	104,849	910,846	110,026
5.2	Commercial Multiple Peril (Liability Portion)	2,667,107	2,894,484		1,291,586	159,556	424,184	1,311,175	68,597	223,630	505,254	435,843	51,812
6.	Mortgage Guaranty												
8.	Ocean Marine												
9.1	Inland Marine												
9.2	Pet Insurance Plans												
10.	Financial Guaranty												
11.1	Medical Professional Liability - Occurrence												
11.2	Medical Professional Liability - Claims-Made												
12.	Earthquake	4,455	5,220		1,535							824	76
13.1	Comprehensive (hospital and medical) ind (b)												
13.2	Comprehensive (hospital and medical) group (b)												
14.	Credit A&H (Group and Individual)												
15.1	Vision Only (b).....												
15.2	Dental Only (b)												
15.3	Disability Income (b)												
15.4	Medicare Supplement (b)												
15.5	Medicaid Title XIX (b)												
15.6	Medicare Title XVIII (b).....												
15.7	Long-Term Care (b)												
15.8	Federal Employees Health Benefits Plan (b)												
15.9	Other Health (b)												
16.	Workers' Compensation	543	14,864				187	272		583	640	30	73
17.1	Other Liability - Occurrence	1,529,333	1,710,569		717,307	301,513	834,008	1,070,745	48,572	191,364	399,524	251,058	28,916
17.2	Other Liability - Claims-Made	79,887	82,320		42,544							12,929	1,558
17.3	Excess Workers' Compensation												
18.1	Products Liability - Occurrence												
18.2	Products Liability - Claims-Made												
19.1	Private Passenger Auto No-Fault (Personal Injury Protection)												
19.2	Other Private Passenger Auto Liability					29,361	158,294	182,708	8,773	3,487	28,288	27	236,372
19.3	Commercial Auto No-Fault (Personal Injury Protection)												
19.4	Other Commercial Auto Liability	2,203,407	2,638,394		1,021,990	1,264,665	825,625	1,741,970	29,605	77,885	182,381	366,958	42,724
21.1	Private Passenger Auto Physical Damage					1,463	(16,751)	473	25	(2,801)	6,164	27	
21.2	Commercial Auto Physical Damage	1,014,270	1,362,419		449,523	476,473	400,000	33,758	2,588	(3,139)	5,908	172,457	19,730
22.	Aircraft (all perils)												
23.	Fidelity												
24.	Surety												
26.	Burglary and Theft	2,520	3,387		1,269		2	113		12	16	354	55
27.	Boiler and Machinery	141,588	165,579		75,677	4,884	14,740	25,478		93	1,888	22,600	2,850
28.	Credit												
29.	International												
30.	Warranty												
31.	Reins nonproportional assumed property	XXX	XXX	XXX	XXX	XXX	XXX	XXX	XXX	XXX	XXX	XXX	XXX
32.	Reins nonproportional assumed liability	XXX	XXX	XXX	XXX	XXX	XXX	XXX	XXX	XXX	XXX	XXX	XXX
33.	Reins nonproportional assumed financial lines	XXX	XXX	XXX	XXX	XXX	XXX	XXX	XXX	XXX	XXX	XXX	XXX
34.	Aggregate Write-Ins for Other Lines of Business												
35.	Total (a)	13,533,335	15,784,442		6,555,351	4,383,092	5,058,773	5,722,130	236,195	565,128	1,236,896	2,197,458	496,591
DETAILS OF WRITE-INS													
3401.												
3402.												
3403.												
3498.	Summary of remaining write-ins for Line 34 from overflow page												
3499.	Totals (Lines 3401 through 3403 plus 3498)(Line 34 above)												

(a) Finance and service charges not included in Lines 1 to 35 \$ 47,143

(b) For health business on indicated lines report: Number of persons insured under PPO managed care products and number of persons insured under indemnity only products



ANNUAL STATEMENT FOR THE YEAR 2024 OF THE NATIONWIDE ASSURANCE COMPANY

EXHIBIT OF PREMIUMS AND LOSSES (Statutory Page 14)

NAIC Group Code 0140 BUSINESS IN THE STATE OF Oklahoma DURING THE YEAR 2024 NAIC Company Code 10723

Line of Business		Gross Premiums, Including Policy and Membership Fees, Less Return Premiums and Premiums on Policies not Taken		3	4	5	6	7	8	9	10	11	12
		1 Direct Premiums Written	2 Direct Premiums Earned	Dividends Paid or Credited to Policyholders on Direct Business	Direct Unearned Premium Reserves	Direct Losses Paid (deducting salvage)	Direct Losses Incurred	Direct Losses Unpaid	Direct Defense and Cost Containment Expense Paid	Direct Defense and Cost Containment Expense Incurred	Direct Defense and Cost Containment Expense Unpaid	Commissions and Brokerage Expenses	Taxes, Licenses and Fees
1.	Fire												
2.1	Allied Lines												
2.2	Multiple Peril Crop												
2.3	Federal Flood												
2.4	Private Crop												
2.5	Private Flood												
3.	Farmowners Multiple Peril												
4.	Homeowners Multiple Peril												
5.1	Commercial Multiple Peril (Non-Liability Portion)												
5.2	Commercial Multiple Peril (Liability Portion)												
6.	Mortgage Guaranty												750
8.	Ocean Marine												
9.1	Inland Marine												
9.2	Pet Insurance Plans												
10.	Financial Guaranty												
11.1	Medical Professional Liability - Occurrence												
11.2	Medical Professional Liability - Claims-Made												
12.	Earthquake												
13.1	Comprehensive (hospital and medical) ind (b)												
13.2	Comprehensive (hospital and medical) group (b)												
14.	Credit A&H (Group and Individual)												
15.1	Vision Only (b).....												
15.2	Dental Only (b)												
15.3	Disability Income (b)												
15.4	Medicare Supplement (b)												
15.5	Medicaid Title XIX (b)												
15.6	Medicare Title XVIII (b).....												
15.7	Long-Term Care (b)												
15.8	Federal Employees Health Benefits Plan (b)												
15.9	Other Health (b)												
16.	Workers' Compensation												
17.1	Other Liability - Occurrence												
17.2	Other Liability - Claims-Made												
17.3	Excess Workers' Compensation												
18.1	Products Liability - Occurrence												
18.2	Products Liability - Claims-Made												
19.1	Private Passenger Auto No-Fault (Personal Injury Protection)												
19.2	Other Private Passenger Auto Liability												1,930
19.3	Commercial Auto No-Fault (Personal Injury Protection)												
19.4	Other Commercial Auto Liability												
21.1	Private Passenger Auto Physical Damage												
21.2	Commercial Auto Physical Damage												
22.	Aircraft (all perils)												
23.	Fidelity												
24.	Surety												
26.	Burglary and Theft												
27.	Boiler and Machinery												
28.	Credit												
29.	International												
30.	Warranty												
31.	Reins nonproportional assumed property	XXX	XXX	XXX	XXX	XXX	XXX	XXX	XXX	XXX	XXX	XXX	XXX
32.	Reins nonproportional assumed liability	XXX	XXX	XXX	XXX	XXX	XXX	XXX	XXX	XXX	XXX	XXX	XXX
33.	Reins nonproportional assumed financial lines	XXX	XXX	XXX	XXX	XXX	XXX	XXX	XXX	XXX	XXX	XXX	XXX
34.	Aggregate Write-Ins for Other Lines of Business												
35.	Total (a)												2,680
DETAILS OF WRITE-INS													
3401.												
3402.												
3403.												
3498.	Summary of remaining write-ins for Line 34 from overflow page												
3499.	Totals (Lines 3401 through 3403 plus 3498)(Line 34 above)												

(a) Finance and service charges not included in Lines 1 to 35 \$ and number of persons insured under indemnity only products
(b) For health business on indicated lines report: Number of persons insured under PPO managed care products and number of persons insured under indemnity only products



ANNUAL STATEMENT FOR THE YEAR 2024 OF THE NATIONWIDE ASSURANCE COMPANY

EXHIBIT OF PREMIUMS AND LOSSES (Statutory Page 14)

NAIC Group Code 0140 BUSINESS IN THE STATE OF Oregon DURING THE YEAR 2024 NAIC Company Code 10723

Line of Business		Gross Premiums, Including Policy and Membership Fees, Less Return Premiums and Premiums on Policies not Taken		3 Dividends Paid or Credited to Policyholders on Direct Business	4 Direct Unearned Premium Reserves	5 Direct Losses Paid (deducting salvage)	6 Direct Losses Incurred	7 Direct Losses Unpaid	8 Direct Defense and Cost Containment Expense Paid	9 Direct Defense and Cost Containment Expense Incurred	10 Direct Defense and Cost Containment Expense Unpaid	11 Commissions and Brokerage Expenses	12 Taxes, Licenses and Fees
		1 Direct Premiums Written	2 Direct Premiums Earned										
1.	Fire	42,022	43,595		15,637		1,167	1,560		169	206	6,615	896
2.1	Allied Lines	54,740	63,783		20,982		1,204	2,052		235	313	8,940	1,203
2.2	Multiple Peril Crop												
2.3	Federal Flood												
2.4	Private Crop												
2.5	Private Flood												
3.	Farmowners Multiple Peril												
4.	Homeowners Multiple Peril												
5.1	Commercial Multiple Peril (Non-Liability Portion)	3,245,565	3,482,278		1,657,742	3,736,623	4,971,103	1,847,978	28,385	30,876	42,286	499,492	73,144
5.2	Commercial Multiple Peril (Liability Portion)	1,819,351	1,922,335		866,686	129,383	493,047	944,392	5,456	92,576	327,194	285,021	40,661
6.	Mortgage Guaranty												
8.	Ocean Marine												
9.1	Inland Marine												
9.2	Pet Insurance Plans												
10.	Financial Guaranty												
11.1	Medical Professional Liability - Occurrence												
11.2	Medical Professional Liability - Claims-Made												
12.	Earthquake	70,489	84,553		36,327							11,245	1,752
13.1	Comprehensive (hospital and medical) ind (b)												
13.2	Comprehensive (hospital and medical) group (b)												
14.	Credit A&H (Group and Individual)												
15.1	Vision Only (b).....												
15.2	Dental Only (b)												
15.3	Disability Income (b)												
15.4	Medicare Supplement (b)												
15.5	Medicaid Title XIX (b)												
15.6	Medicare Title XVIII (b).....												
15.7	Long-Term Care (b)												
15.8	Federal Employees Health Benefits Plan (b)												
15.9	Other Health (b)												
16.	Workers' Compensation	3,288	2,600		699		18	43		66	83	491	52
17.1	Other Liability - Occurrence	161,127	190,134		85,172	26,266	74,294	126,952		28,082	64,350	27,548	3,756
17.2	Other Liability - Claims-Made	22,846	25,809		11,837							3,774	506
17.3	Excess Workers' Compensation												
18.1	Products Liability - Occurrence												
18.2	Products Liability - Claims-Made												
19.1	Private Passenger Auto No-Fault (Personal Injury Protection)												
19.2	Other Private Passenger Auto Liability												
19.3	Commercial Auto No-Fault (Personal Injury Protection)	15,319	21,355		7,978	34,552	14,235	27,971		(432)	2,884	2,584	420
19.4	Other Commercial Auto Liability	700,191	838,939		351,790	279,567	897,202	937,979	22,947	36,840	42,362	116,585	16,925
21.1	Private Passenger Auto Physical Damage												
21.2	Commercial Auto Physical Damage	176,880	228,584		87,248	79,440	73,865	10,059	808	743	221	29,920	4,458
22.	Aircraft (all perils)												
23.	Fidelity												
24.	Surety												
26.	Burglary and Theft	1,321	1,677		571		(5)	55		5	8	249	29
27.	Boiler and Machinery	123,902	146,475		63,875	13,332	14,500	4,085		175	1,345	19,932	2,930
28.	Credit												
29.	International												
30.	Warranty												
31.	Reins nonproportional assumed property	XXX	XXX	XXX	XXX	XXX	XXX	XXX	XXX	XXX	XXX	XXX	XXX
32.	Reins nonproportional assumed liability	XXX	XXX	XXX	XXX	XXX	XXX	XXX	XXX	XXX	XXX	XXX	XXX
33.	Reins nonproportional assumed financial lines	XXX	XXX	XXX	XXX	XXX	XXX	XXX	XXX	XXX	XXX	XXX	XXX
34.	Aggregate Write-Ins for Other Lines of Business												
35.	Total (a)	6,437,041	7,052,115		3,206,544	4,299,164	6,540,631	3,903,126	57,596	189,336	481,255	1,012,397	146,731
DETAILS OF WRITE-INS													
3401.												
3402.												
3403.												
3498.	Summary of remaining write-ins for Line 34 from overflow page												
3499.	Totals (Lines 3401 through 3403 plus 3498)(Line 34 above)												

(a) Finance and service charges not included in Lines 1 to 35 \$ 17,752
(b) For health business on indicated lines report: Number of persons insured under PPO managed care products and number of persons insured under indemnity only products



ANNUAL STATEMENT FOR THE YEAR 2024 OF THE NATIONWIDE ASSURANCE COMPANY

EXHIBIT OF PREMIUMS AND LOSSES (Statutory Page 14)

NAIC Group Code 0140

BUSINESS IN THE STATE OF Pennsylvania

DURING THE YEAR 2024

NAIC Company Code 10723

Line of Business		Gross Premiums, Including Policy and Membership Fees, Less Return Premiums and Premiums on Policies not Taken		3	4	5	6	7	8	9	10	11	12
		1	2										
		Direct Premiums Written	Direct Premiums Earned	Dividends Paid or Credited to Policyholders on Direct Business	Direct Unearned Premium Reserves	Direct Losses Paid (deducting salvage)	Direct Losses Incurred	Direct Losses Unpaid	Direct Defense and Cost Containment Expense Paid	Direct Defense and Cost Containment Expense Incurred	Direct Defense and Cost Containment Expense Unpaid	Commissions and Brokerage Expenses	Taxes, Licenses and Fees
1.	Fire	121,510	199,663		57,112	963,005	1,339,242	389,089	5,064	5,482	1,599	23,577	2,971
2.1	Allied Lines	195,036	288,201		77,474	14,715	164,377	176,534		271	2,896	37,235	5,862
2.2	Multiple Peril Crop												
2.3	Federal Flood												
2.4	Private Crop												
2.5	Private Flood	199	194		174		10	10		3	3	30	4
3.	Farmowners Multiple Peril												
4.	Homeowners Multiple Peril												
5.1	Commercial Multiple Peril (Non-Liability Portion)	12,607,843	14,482,364		6,234,734	5,316,378	2,639,457	2,574,261	290,925	285,621	216,808	1,975,663	379,253
5.2	Commercial Multiple Peril (Liability Portion)	5,003,069	5,324,604		2,427,386	1,044,984	6,457,841	8,684,465	191,120	399,555	1,045,256	779,649	149,530
6.	Mortgage Guaranty												
8.	Ocean Marine												
9.1	Inland Marine												
9.2	Pet Insurance Plans												
10.	Financial Guaranty												
11.1	Medical Professional Liability - Occurrence												
11.2	Medical Professional Liability - Claims-Made												
12.	Earthquake	1,411	3,417		2,078							595	43
13.1	Comprehensive (hospital and medical) ind (b)												
13.2	Comprehensive (hospital and medical) group (b)												
14.	Credit A&H (Group and Individual)												
15.1	Vision Only (b).....												
15.2	Dental Only (b)												
15.3	Disability Income (b)												
15.4	Medicare Supplement (b)												
15.5	Medicaid Title XIX (b)												
15.6	Medicare Title XVIII (b).....												
15.7	Long-Term Care (b)												
15.8	Federal Employees Health Benefits Plan (b)												
15.9	Other Health (b)												
16.	Workers' Compensation	405,888	510,766		147,683	291,005	792,500	822,770	80,421	81,502	61,157	50,902	12,437
17.1	Other Liability - Occurrence	576,131	593,946		266,184	41,578	584,123	1,145,186	19,722	300,877	365,006	97,996	17,295
17.2	Other Liability - Claims-Made	29,585	27,463		13,292							4,591	759
17.3	Excess Workers' Compensation												
18.1	Products Liability - Occurrence												
18.2	Products Liability - Claims-Made												
19.1	Private Passenger Auto No-Fault (Personal Injury Protection)					175		418					
19.2	Other Private Passenger Auto Liability												
19.3	Commercial Auto No-Fault (Personal Injury Protection)	87,775	137,966		42,391	15,173	(63,121)	50,898		(9,546)	44,670	17,324	2,596
19.4	Other Commercial Auto Liability	2,332,156	3,514,849		1,146,987	1,046,427	1,093,154	2,630,911	37,204	95,513	244,119	421,927	60,234
21.1	Private Passenger Auto Physical Damage												
21.2	Commercial Auto Physical Damage	938,654	1,468,832		463,672	761,778	746,468	92,371	7,411	1,243	5,892	175,158	25,439
22.	Aircraft (all perils)												
23.	Fidelity												
24.	Surety												
26.	Burglary and Theft	7,534	4,903		5,545		87	220		16	22	1,115	156
27.	Boiler and Machinery	332,466	393,362		161,976	109,236	100,144	25,585		1,146	3,891	53,382	9,659
28.	Credit												
29.	International												
30.	Warranty												
31.	Reins nonproportional assumed property	XXX	XXX	XXX	XXX	XXX	XXX	XXX	XXX	XXX	XXX	XXX	XXX
32.	Reins nonproportional assumed liability	XXX	XXX	XXX	XXX	XXX	XXX	XXX	XXX	XXX	XXX	XXX	XXX
33.	Reins nonproportional assumed financial lines	XXX	XXX	XXX	XXX	XXX	XXX	XXX	XXX	XXX	XXX	XXX	XXX
34.	Aggregate Write-Ins for Other Lines of Business												
35.	Total (a)	22,639,258	26,950,530		11,046,690	9,604,454	13,854,281	16,592,728	632,608	1,161,682	1,991,318	3,639,144	666,236
DETAILS OF WRITE-INS													
3401.												
3402.												
3403.												
3498.	Summary of remaining write-ins for Line 34 from overflow page												
3499.	Totals (Lines 3401 through 3403 plus 3498)(Line 34 above)												

(a) Finance and service charges not included in Lines 1 to 35 \$ 132,028

(b) For health business on indicated lines report: Number of persons insured under PPO managed care products and number of persons insured under indemnity only products



ANNUAL STATEMENT FOR THE YEAR 2024 OF THE NATIONWIDE ASSURANCE COMPANY

EXHIBIT OF PREMIUMS AND LOSSES (Statutory Page 14)

NAIC Group Code 0140 BUSINESS IN THE STATE OF Rhode Island DURING THE YEAR 2024 NAIC Company Code 10723

Line of Business		Gross Premiums, Including Policy and Membership Fees, Less Return Premiums and Premiums on Policies not Taken		3	4	5	6	7	8	9	10	11	12
		1	2										
		Direct Premiums Written	Direct Premiums Earned	Dividends Paid or Credited to Policyholders on Direct Business	Direct Unearned Premium Reserves	Direct Losses Paid (deducting salvage)	Direct Losses Incurred	Direct Losses Unpaid	Direct Defense and Cost Containment Expense Paid	Direct Defense and Cost Containment Expense Incurred	Direct Defense and Cost Containment Expense Unpaid	Commissions and Brokerage Expenses	Taxes, Licenses and Fees
1.	Fire	25,133	25,737		11,400	3,395	3,195	718		78	135	3,987	557
2.1	Allied Lines	36,841	36,380		17,337	3,857	3,757	1,017	2,600	2,716	185	5,703	789
2.2	Multiple Peril Crop												
2.3	Federal Flood												
2.4	Private Crop												
2.5	Private Flood												
3.	Farmowners Multiple Peril												
4.	Homeowners Multiple Peril												
5.1	Commercial Multiple Peril (Non-Liability Portion)	1,892,028	1,940,394		1,060,151	328,472	386,043	450,834	8,029	9,965	19,899	297,581	41,045
5.2	Commercial Multiple Peril (Liability Portion)	687,314	773,573		381,404	301,550	481,484	714,783	19,841	41,241	128,142	112,421	14,793
6.	Mortgage Guaranty												
8.	Ocean Marine												
9.1	Inland Marine												
9.2	Pet Insurance Plans												
10.	Financial Guaranty												
11.1	Medical Professional Liability - Occurrence												
11.2	Medical Professional Liability - Claims-Made												
12.	Earthquake	5,390	5,225		1,529							688	123
13.1	Comprehensive (hospital and medical) ind (b)												
13.2	Comprehensive (hospital and medical) group (b)												
14.	Credit A&H (Group and Individual)												
15.1	Vision Only (b).....												
15.2	Dental Only (b)												
15.3	Disability Income (b)												
15.4	Medicare Supplement (b)												
15.5	Medicaid Title XIX (b)												
15.6	Medicare Title XVIII (b).....												
15.7	Long-Term Care (b)												
15.8	Federal Employees Health Benefits Plan (b)												
15.9	Other Health (b)												
16.	Workers' Compensation	(6,739)	2,859		35		2,867	3,934	2	(204)	2,618	(544)	2,119
17.1	Other Liability - Occurrence	287,109	311,825		153,260	28,518	190,401	318,759	6,974	17,011	50,592	47,694	6,486
17.2	Other Liability - Claims-Made	6,155	6,766		3,534							1,010	122
17.3	Excess Workers' Compensation												
18.1	Products Liability - Occurrence												
18.2	Products Liability - Claims-Made												
19.1	Private Passenger Auto No-Fault (Personal Injury Protection)												
19.2	Other Private Passenger Auto Liability						118	(459)		(169)	192		
19.3	Commercial Auto No-Fault (Personal Injury Protection)												
19.4	Other Commercial Auto Liability	223,330	266,627		101,985	70,730	112,091	173,355	72	4,889	20,792	36,171	4,832
21.1	Private Passenger Auto Physical Damage						(38)						
21.2	Commercial Auto Physical Damage	87,211	110,330		39,842	94,467	76,194	632	249	(151)	415	14,223	1,877
22.	Aircraft (all perils)												
23.	Fidelity												
24.	Surety												
26.	Burglary and Theft												
27.	Boiler and Machinery	70,057	60,906		34,351		(483)	1,786		149	415	10,549	1,536
28.	Credit												
29.	International												
30.	Warranty												
31.	Reins nonproportional assumed property	XXX	XXX	XXX	XXX	XXX	XXX	XXX	XXX	XXX	XXX	XXX	XXX
32.	Reins nonproportional assumed liability	XXX	XXX	XXX	XXX	XXX	XXX	XXX	XXX	XXX	XXX	XXX	XXX
33.	Reins nonproportional assumed financial lines	XXX	XXX	XXX	XXX	XXX	XXX	XXX	XXX	XXX	XXX	XXX	XXX
34.	Aggregate Write-Ins for Other Lines of Business												
35.	Total (a)	3,313,829	3,540,623		1,804,828	830,988	1,255,629	1,665,357	37,767	75,525	223,383	529,484	74,280
DETAILS OF WRITE-INS													
3401.												
3402.												
3403.												
3498.	Summary of remaining write-ins for Line 34 from overflow page												
3499.	Totals (Lines 3401 through 3403 plus 3498)(Line 34 above)												

(a) Finance and service charges not included in Lines 1 to 35 \$ 17,232
(b) For health business on indicated lines report: Number of persons insured under PPO managed care products and number of persons insured under indemnity only products



ANNUAL STATEMENT FOR THE YEAR 2024 OF THE NATIONWIDE ASSURANCE COMPANY

EXHIBIT OF PREMIUMS AND LOSSES (Statutory Page 14)

NAIC Group Code 0140

BUSINESS IN THE STATE OF South Carolina

DURING THE YEAR 2024

NAIC Company Code 10723

Line of Business		Gross Premiums, Including Policy and Membership Fees, Less Return Premiums and Premiums on Policies not Taken		3 Dividends Paid or Credited to Policyholders on Direct Business	4 Direct Unearned Premium Reserves	5 Direct Losses Paid (deducting salvage)	6 Direct Losses Incurred	7 Direct Losses Unpaid	8 Direct Defense and Cost Containment Expense Paid	9 Direct Defense and Cost Containment Expense Incurred	10 Direct Defense and Cost Containment Expense Unpaid	11 Commissions and Brokerage Expenses	12 Taxes, Licenses and Fees
		1 Direct Premiums Written	2 Direct Premiums Earned										
1.	Fire	(1,000)	7,813		1,848		314	978		4	74	330	706
2.1	Allied Lines	252	20,424		2,576		360	2,188		7	204	469	1,072
2.2	Multiple Peril Crop												
2.3	Federal Flood												
2.4	Private Crop												
2.5	Private Flood						(21)	18					3
3.	Farmowners Multiple Peril									8	20		
4.	Homeowners Multiple Peril												
5.1	Commercial Multiple Peril (Non-Liability Portion)	3,392,922	4,201,515		1,791,750	1,440,384	2,074,550	1,157,766	24,661	21,707	85,818	518,342	220,565
5.2	Commercial Multiple Peril (Liability Portion)	1,372,092	1,605,698		667,548	361,257	718,940	1,436,356	105,070	162,860	196,180	210,244	91,915
6.	Mortgage Guaranty												
8.	Ocean Marine												
9.1	Inland Marine												
9.2	Pet Insurance Plans												
10.	Financial Guaranty												
11.1	Medical Professional Liability - Occurrence												
11.2	Medical Professional Liability - Claims-Made												
12.	Earthquake	16,977	32,182		5,846							3,643	1,981
13.1	Comprehensive (hospital and medical) ind (b)												
13.2	Comprehensive (hospital and medical) group (b)												
14.	Credit A&H (Group and Individual)												
15.1	Vision Only (b).....												
15.2	Dental Only (b)												
15.3	Disability Income (b)												
15.4	Medicare Supplement (b)												
15.5	Medicaid Title XIX (b)												
15.6	Medicare Title XVIII (b).....												
15.7	Long-Term Care (b)												
15.8	Federal Employees Health Benefits Plan (b)												
15.9	Other Health (b)												
16.	Workers' Compensation	41,016	81,210		19,628	21,555	55,462	121,243	19,737	15,278	17,442	5,021	2,718
17.1	Other Liability - Occurrence	384,426	410,171		169,920	20,360	86,735	137,751	8,261	50,568	76,762	64,008	30,809
17.2	Other Liability - Claims-Made	11,814	12,811		6,070							2,049	815
17.3	Excess Workers' Compensation												
18.1	Products Liability - Occurrence												
18.2	Products Liability - Claims-Made												
19.1	Private Passenger Auto No-Fault (Personal Injury Protection)												
19.2	Other Private Passenger Auto Liability					(1,708)	(1,579)	(322)		(128)	155	518	8
19.3	Commercial Auto No-Fault (Personal Injury Protection)												
19.4	Other Commercial Auto Liability	864,212	1,228,733		451,222	468,684	451,188	590,241	6,301	27,154	57,184	153,019	45,325
21.1	Private Passenger Auto Physical Damage					(1,158)	(1,204)						
21.2	Commercial Auto Physical Damage	214,351	363,336		112,238	190,174	170,854	25,520	2,068	979	1,244	41,845	11,997
22.	Aircraft (all perils)												
23.	Fidelity												
24.	Surety												
26.	Burglary and Theft		83			(81)	5			(2)	2	(23)	4
27.	Boiler and Machinery	51,453	67,400		28,177	13,638	21,410	12,321		23	684	8,312	2,937
28.	Credit												
29.	International												
30.	Warranty												
31.	Reins nonproportional assumed property	XXX	XXX	XXX	XXX	XXX	XXX	XXX	XXX	XXX	XXX	XXX	XXX
32.	Reins nonproportional assumed liability	XXX	XXX	XXX	XXX	XXX	XXX	XXX	XXX	XXX	XXX	XXX	XXX
33.	Reins nonproportional assumed financial lines	XXX	XXX	XXX	XXX	XXX	XXX	XXX	XXX	XXX	XXX	XXX	XXX
34.	Aggregate Write-Ins for Other Lines of Business												
35.	Total (a)	6,348,515	8,031,376		3,256,822	2,513,187	3,576,927	3,484,066	166,097	278,459	435,769	1,007,777	410,855
DETAILS OF WRITE-INS													
3401.												
3402.												
3403.												
3498.	Summary of remaining write-ins for Line 34 from overflow page												
3499.	Totals (Lines 3401 through 3403 plus 3498)(Line 34 above)												

(a) Finance and service charges not included in Lines 1 to 35 \$ 24,593

(b) For health business on indicated lines report: Number of persons insured under PPO managed care products and number of persons insured under indemnity only products



ANNUAL STATEMENT FOR THE YEAR 2024 OF THE NATIONWIDE ASSURANCE COMPANY

EXHIBIT OF PREMIUMS AND LOSSES (Statutory Page 14)

NAIC Group Code 0140

BUSINESS IN THE STATE OF South Dakota

DURING THE YEAR 2024

NAIC Company Code 10723

Line of Business		Gross Premiums, Including Policy and Membership Fees, Less Return Premiums and Premiums on Policies not Taken		3	4	5	6	7	8	9	10	11	12
		1	2										
		Direct Premiums Written	Direct Premiums Earned	Dividends Paid or Credited to Policyholders on Direct Business	Direct Unearned Premium Reserves	Direct Losses Paid (deducting salvage)	Direct Losses Incurred	Direct Losses Unpaid	Direct Defense and Cost Containment Expense Paid	Direct Defense and Cost Containment Expense Incurred	Direct Defense and Cost Containment Expense Unpaid	Commissions and Brokerage Expenses	Taxes, Licenses and Fees
1.	Fire	41,880	38,944		11,717		503	2,642		65	373	7,180	3,105
2.1	Allied Lines	78,547	81,332		20,617		(707)	5,687		78	854	14,030	4,185
2.2	Multiple Peril Crop												
2.3	Federal Flood												
2.4	Private Crop												
2.5	Private Flood	1,144	1,096		48		60	60		14	14	172	30
3.	Farmowners Multiple Peril												
4.	Homeowners Multiple Peril												
5.1	Commercial Multiple Peril (Non-Liability Portion)	1,148,783	1,243,032		478,879	89,668	94,675	105,763	3,227	4,084	16,001	227,113	55,663
5.2	Commercial Multiple Peril (Liability Portion)	445,703	424,200		181,899	530,245	588,154	355,361	12,486	36,718	56,061	83,945	22,682
6.	Mortgage Guaranty												
8.	Ocean Marine												
9.1	Inland Marine												
9.2	Pet Insurance Plans												
10.	Financial Guaranty												
11.1	Medical Professional Liability - Occurrence												
11.2	Medical Professional Liability - Claims-Made												
12.	Earthquake	639	137		505							96	17
13.1	Comprehensive (hospital and medical) ind (b)												
13.2	Comprehensive (hospital and medical) group (b)												
14.	Credit A&H (Group and Individual)												
15.1	Vision Only (b).....												
15.2	Dental Only (b).....												
15.3	Disability Income (b)												
15.4	Medicare Supplement (b)												
15.5	Medicaid Title XIX (b)												
15.6	Medicare Title XVIII (b).....												
15.7	Long-Term Care (b).....												
15.8	Federal Employees Health Benefits Plan (b)												
15.9	Other Health (b)												
16.	Workers' Compensation	20,124	21,078		5,239	2,928	(29,171)	1,952	42	40	782	3,085	503
17.1	Other Liability - Occurrence	135,914	135,549		72,091	16,542	41,850	54,218		17,108	31,310	23,946	5,974
17.2	Other Liability - Claims-Made	10,232	11,092		4,996							1,954	369
17.3	Excess Workers' Compensation												
18.1	Products Liability - Occurrence												
18.2	Products Liability - Claims-Made												
19.1	Private Passenger Auto No-Fault (Personal Injury Protection)												
19.2	Other Private Passenger Auto Liability												
19.3	Commercial Auto No-Fault (Personal Injury Protection)												
19.4	Other Commercial Auto Liability	264,538	251,882		119,185	14,908	121,374	136,075	82	4,794	11,396	48,454	12,832
21.1	Private Passenger Auto Physical Damage					(200)	(200)						
21.2	Commercial Auto Physical Damage	239,850	232,269		108,195	34,884	37,324	7,672		3	129	42,936	12,618
22.	Aircraft (all perils)												
23.	Fidelity												
24.	Surety												
26.	Burglary and Theft	44	1,364		26		(1)	10		5	5	52	2
27.	Boiler and Machinery	41,870	43,991		15,849		(425)	3,016		40	501	8,354	1,818
28.	Credit												
29.	International												
30.	Warranty												
31.	Reins nonproportional assumed property	XXX	XXX	XXX	XXX	XXX	XXX	XXX	XXX	XXX	XXX	XXX	XXX
32.	Reins nonproportional assumed liability	XXX	XXX	XXX	XXX	XXX	XXX	XXX	XXX	XXX	XXX	XXX	XXX
33.	Reins nonproportional assumed financial lines	XXX	XXX	XXX	XXX	XXX	XXX	XXX	XXX	XXX	XXX	XXX	XXX
34.	Aggregate Write-Ins for Other Lines of Business												
35.	Total (a)	2,429,268	2,485,967		1,019,244	688,975	853,434	672,456	15,836	62,949	117,426	461,315	119,800
DETAILS OF WRITE-INS													
3401.												
3402.												
3403.												
3498.	Summary of remaining write-ins for Line 34 from overflow page												
3499.	Totals (Lines 3401 through 3403 plus 3498)(Line 34 above)												

(a) Finance and service charges not included in Lines 1 to 35 \$2,899

(b) For health business on indicated lines report: Number of persons insured under PPO managed care products and number of persons insured under indemnity only products



ANNUAL STATEMENT FOR THE YEAR 2024 OF THE NATIONWIDE ASSURANCE COMPANY

EXHIBIT OF PREMIUMS AND LOSSES (Statutory Page 14)

NAIC Group Code 0140 BUSINESS IN THE STATE OF Tennessee DURING THE YEAR 2024 NAIC Company Code 10723

Line of Business		Gross Premiums, Including Policy and Membership Fees, Less Return Premiums and Premiums on Policies not Taken		3	4	5	6	7	8	9	10	11	12
		1	2										
		Direct Premiums Written	Direct Premiums Earned	Dividends Paid or Credited to Policyholders on Direct Business	Direct Unearned Premium Reserves	Direct Losses Paid (deducting salvage)	Direct Losses Incurred	Direct Losses Unpaid	Direct Defense and Cost Containment Expense Paid	Direct Defense and Cost Containment Expense Incurred	Direct Defense and Cost Containment Expense Unpaid	Commissions and Brokerage Expenses	Taxes, Licenses and Fees
1.	Fire	56,719	74,743		31,608		(733)	6,796		273	554	11,686	1,681
2.1	Allied Lines	96,831	142,357		49,161	44,705	(13,168)	13,184	998	1,495	1,115	21,388	2,926
2.2	Multiple Peril Crop												
2.3	Federal Flood												
2.4	Private Crop												
2.5	Private Flood	4,065	3,769		1,074		229	269		60	66	697	119
3.	Farmowners Multiple Peril												
4.	Homeowners Multiple Peril												
5.1	Commercial Multiple Peril (Non-Liability Portion)	3,320,937	4,381,331		1,539,604	2,004,687	3,239,063	2,769,027	40,313	29,851	77,259	598,696	99,076
5.2	Commercial Multiple Peril (Liability Portion)	1,246,243	1,477,490		582,073	162,228	165,070	673,782	9,984	61,382	221,285	219,217	36,834
6.	Mortgage Guaranty												
8.	Ocean Marine												
9.1	Inland Marine												
9.2	Pet Insurance Plans												
10.	Financial Guaranty												
11.1	Medical Professional Liability - Occurrence												
11.2	Medical Professional Liability - Claims-Made												
12.	Earthquake	20,190	31,271		4,874							4,173	617
13.1	Comprehensive (hospital and medical) ind (b)												
13.2	Comprehensive (hospital and medical) group (b)												
14.	Credit A&H (Group and Individual)												
15.1	Vision Only (b).....												
15.2	Dental Only (b)												
15.3	Disability Income (b)												
15.4	Medicare Supplement (b)												
15.5	Medicaid Title XIX (b)												
15.6	Medicare Title XVIII (b).....												
15.7	Long-Term Care (b)												
15.8	Federal Employees Health Benefits Plan (b)												
15.9	Other Health (b)												
16.	Workers' Compensation	282,620	310,218	3,786	99,937	141,609	(218,727)	88,828	15,298	13,132	23,472	33,029	8,409
17.1	Other Liability - Occurrence	1,111,925	1,298,325		490,031	441,818	789,725	1,165,732	66,589	165,040	325,042	198,108	32,925
17.2	Other Liability - Claims-Made	32,721	44,063		15,173							6,438	990
17.3	Excess Workers' Compensation												
18.1	Products Liability - Occurrence												
18.2	Products Liability - Claims-Made												
19.1	Private Passenger Auto No-Fault (Personal Injury Protection)												
19.2	Other Private Passenger Auto Liability					(2,538)	3,282	10,941		(939)	5,005		
19.3	Commercial Auto No-Fault (Personal Injury Protection)												
19.4	Other Commercial Auto Liability	1,185,367	1,594,878		583,585	616,898	372,600	647,267	24,290	45,636	103,529	220,072	35,315
21.1	Private Passenger Auto Physical Damage					11,033	7,757	14	1,510	1,014	1,118		
21.2	Commercial Auto Physical Damage	420,315	632,285		196,160	387,712	324,021	21,093	2,527	991	1,827	80,813	12,626
22.	Aircraft (all perils)												
23.	Fidelity												
24.	Surety												
26.	Burglary and Theft	253	958				(102)	22		1	5	106	9
27.	Boiler and Machinery	87,920	123,195		40,647	8,761	2,628	11,955	(178)	(89)	1,510	16,880	2,645
28.	Credit												
29.	International												
30.	Warranty												
31.	Reins nonproportional assumed property	XXX	XXX	XXX	XXX	XXX	XXX	XXX	XXX	XXX	XXX	XXX	XXX
32.	Reins nonproportional assumed liability	XXX	XXX	XXX	XXX	XXX	XXX	XXX	XXX	XXX	XXX	XXX	XXX
33.	Reins nonproportional assumed financial lines	XXX	XXX	XXX	XXX	XXX	XXX	XXX	XXX	XXX	XXX	XXX	XXX
34.	Aggregate Write-Ins for Other Lines of Business												
35.	Total (a)	7,866,126	10,114,882	3,786	3,633,929	3,816,912	4,671,644	5,408,910	161,331	317,847	761,786	1,411,304	234,173
DETAILS OF WRITE-INS													
3401.												
3402.												
3403.												
3498.	Summary of remaining write-ins for Line 34 from overflow page												
3499.	Totals (Lines 3401 through 3403 plus 3498)(Line 34 above)												

(a) Finance and service charges not included in Lines 1 to 35 \$ 36,843
(b) For health business on indicated lines report: Number of persons insured under PPO managed care products and number of persons insured under indemnity only products



ANNUAL STATEMENT FOR THE YEAR 2024 OF THE NATIONWIDE ASSURANCE COMPANY

EXHIBIT OF PREMIUMS AND LOSSES (Statutory Page 14)

NAIC Group Code 0140

BUSINESS IN THE STATE OF Texas

DURING THE YEAR 2024

NAIC Company Code 10723

Line of Business		Gross Premiums, Including Policy and Membership Fees, Less Return Premiums and Premiums on Policies not Taken		3	4	5	6	7	8	9	10	11	12
		1	2										
		Direct Premiums Written	Direct Premiums Earned	Dividends Paid or Credited to Policyholders on Direct Business	Direct Unearned Premium Reserves	Direct Losses Paid (deducting salvage)	Direct Losses Incurred	Direct Losses Unpaid	Direct Defense and Cost Containment Expense Paid	Direct Defense and Cost Containment Expense Incurred	Direct Defense and Cost Containment Expense Unpaid	Commissions and Brokerage Expenses	Taxes, Licenses and Fees
1.	Fire	237,544	262,779		66,957		21,506	40,643		486	2,608	37,934	3,062
2.1	Allied Lines	985,418	1,188,925		233,057	319,399	6,298	165,850	14,941	18,582	8,535	159,170	12,832
2.2	Multiple Peril Crop												
2.3	Federal Flood												
2.4	Private Crop												
2.5	Private Flood	26,679	23,407		9,231		725	1,145		315	394	3,985	468
3.	Farmowners Multiple Peril												
4.	Homeowners Multiple Peril												
5.1	Commercial Multiple Peril (Non-Liability Portion)	11,329,126	15,357,111		5,580,032	10,192,834	12,407,067	6,725,931	396,767	336,480	424,988	1,993,220	139,505
5.2	Commercial Multiple Peril (Liability Portion)	3,138,649	4,419,436		1,564,266	3,175,330	3,297,946	4,278,771	299,620	379,965	1,265,454	551,438	34,265
6.	Mortgage Guaranty												
8.	Ocean Marine												
9.1	Inland Marine												
9.2	Pet Insurance Plans												
10.	Financial Guaranty												
11.1	Medical Professional Liability - Occurrence												
11.2	Medical Professional Liability - Claims-Made												
12.	Earthquake	5,774	5,432		2,290							860	132
13.1	Comprehensive (hospital and medical) ind (b)												
13.2	Comprehensive (hospital and medical) group (b)												
14.	Credit A&H (Group and Individual)												
15.1	Vision Only (b).....												
15.2	Dental Only (b)												
15.3	Disability Income (b)												
15.4	Medicare Supplement (b)												
15.5	Medicaid Title XIX (b)												
15.6	Medicare Title XVIII (b).....												
15.7	Long-Term Care (b)												
15.8	Federal Employees Health Benefits Plan (b)												
15.9	Other Health (b)												
16.	Workers' Compensation	151,621	221,649		59,481	18,060	22,230	95,524	12,130	7,752	26,674	17,173	1,538
17.1	Other Liability - Occurrence	595,180	541,587		290,201	1,113,751	1,692,085	1,082,156	145,708	212,591	131,979	94,065	9,684
17.2	Other Liability - Claims-Made	35,532	41,020		19,961							3,548	501
17.3	Excess Workers' Compensation												
18.1	Products Liability - Occurrence												
18.2	Products Liability - Claims-Made												
19.1	Private Passenger Auto No-Fault (Personal Injury Protection)												
19.2	Other Private Passenger Auto Liability												
19.3	Commercial Auto No-Fault (Personal Injury Protection)	6,559	10,132		3,303	4,148	(4,126)	5,325		(57)	1,524	1,171	68
19.4	Other Commercial Auto Liability	1,942,616	2,593,949		1,030,701	1,039,334	2,832,088	3,414,466	38,588	124,233	258,718	332,973	22,448
21.1	Private Passenger Auto Physical Damage												
21.2	Commercial Auto Physical Damage	510,642	691,183		268,255	326,051	330,790	27,264	5,129	4,761	897	84,985	6,319
22.	Aircraft (all perils)												
23.	Fidelity												
24.	Surety												
26.	Burglary and Theft	1,897	1,411		1,422		114	114		4	4	280	27
27.	Boiler and Machinery	331,103	469,885		162,393	95,446	122,779	78,075	1,792	2,092	6,191	58,496	3,670
28.	Credit												
29.	International												
30.	Warranty												
31.	Reins nonproportional assumed property	XXX	XXX	XXX	XXX	XXX	XXX	XXX	XXX	XXX	XXX	XXX	XXX
32.	Reins nonproportional assumed liability	XXX	XXX	XXX	XXX	XXX	XXX	XXX	XXX	XXX	XXX	XXX	XXX
33.	Reins nonproportional assumed financial lines	XXX	XXX	XXX	XXX	XXX	XXX	XXX	XXX	XXX	XXX	XXX	XXX
34.	Aggregate Write-Ins for Other Lines of Business												
35.	Total (a)	19,298,340	25,827,906		9,291,549	16,284,352	20,729,502	15,915,264	914,674	1,087,204	2,127,966	3,339,296	234,519
DETAILS OF WRITE-INS													
3401.												
3402.												
3403.												
3498.	Summary of remaining write-ins for Line 34 from overflow page												
3499.	Totals (Lines 3401 through 3403 plus 3498)(Line 34 above)												

(a) Finance and service charges not included in Lines 1 to 35 \$28,669
(b) For health business on indicated lines report: Number of persons insured under PPO managed care products and number of persons insured under indemnity only products



ANNUAL STATEMENT FOR THE YEAR 2024 OF THE NATIONWIDE ASSURANCE COMPANY

EXHIBIT OF PREMIUMS AND LOSSES (Statutory Page 14)

NAIC Group Code 0140

BUSINESS IN THE STATE OF Utah

DURING THE YEAR 2024

NAIC Company Code 10723

Line of Business		Gross Premiums, Including Policy and Membership Fees, Less Return Premiums and Premiums on Policies not Taken		3	4	5	6	7	8	9	10	11	12
		1	2										
		Direct Premiums Written	Direct Premiums Earned	Dividends Paid or Credited to Policyholders on Direct Business	Direct Unearned Premium Reserves	Direct Losses Paid (deducting salvage)	Direct Losses Incurred	Direct Losses Unpaid	Direct Defense and Cost Containment Expense Paid	Direct Defense and Cost Containment Expense Incurred	Direct Defense and Cost Containment Expense Unpaid	Commissions and Brokerage Expenses	Taxes, Licenses and Fees
1.	Fire	58,168	66,461		25,228	76,728	76,103	1,185		181	380	9,784	1,320
2.1	Allied Lines	73,003	91,175		32,581	371,598	368,411	1,305	1,212	1,334	713	13,953	1,671
2.2	Multiple Peril Crop												
2.3	Federal Flood												
2.4	Private Crop												
2.5	Private Flood	843	810		381		28	49		12	16	146	19
3.	Farmowners Multiple Peril												
4.	Homeowners Multiple Peril												
5.1	Commercial Multiple Peril (Non-Liability Portion)	2,943,080	3,269,730		1,305,981	1,363,078	1,606,642	744,567	13,860	11,877	45,553	490,444	68,637
5.2	Commercial Multiple Peril (Liability Portion)	1,313,807	1,459,032		627,455	42,376	301,393	810,853	125	57,084	319,854	224,730	30,488
6.	Mortgage Guaranty												
8.	Ocean Marine												
9.1	Inland Marine												
9.2	Pet Insurance Plans												
10.	Financial Guaranty												
11.1	Medical Professional Liability - Occurrence												
11.2	Medical Professional Liability - Claims-Made												
12.	Earthquake	13,865	24,430		5,031							2,285	320
13.1	Comprehensive (hospital and medical) ind (b)												
13.2	Comprehensive (hospital and medical) group (b)												
14.	Credit A&H (Group and Individual)												
15.1	Vision Only (b).....												
15.2	Dental Only (b)												
15.3	Disability Income (b)												
15.4	Medicare Supplement (b)												
15.5	Medicaid Title XIX (b)												
15.6	Medicare Title XVIII (b).....												
15.7	Long-Term Care (b)												
15.8	Federal Employees Health Benefits Plan (b)												
15.9	Other Health (b)												
16.	Workers' Compensation	90,159	105,856		34,016	42,081	(40,847)	148,699	11,979	14,339	13,511	9,862	2,116
17.1	Other Liability - Occurrence	137,835	169,238		65,130	506,103	63,281	150,023	4,043	32,543	76,428	22,685	3,192
17.2	Other Liability - Claims-Made	13,668	19,172		6,665							2,571	322
17.3	Excess Workers' Compensation												
18.1	Products Liability - Occurrence												
18.2	Products Liability - Claims-Made												
19.1	Private Passenger Auto No-Fault (Personal Injury Protection)												
19.2	Other Private Passenger Auto Liability												
19.3	Commercial Auto No-Fault (Personal Injury Protection)	3,926	5,873		1,948	(3,000)	(8,317)	1,131		(254)	941	685	88
19.4	Other Commercial Auto Liability	455,632	622,207		233,607	68,687	23,754	290,598	704	10,342	41,928	79,935	10,269
21.1	Private Passenger Auto Physical Damage												
21.2	Commercial Auto Physical Damage	134,273	192,569		70,760	202,242	178,474	14,314	2,345	2,260	204	24,603	3,019
22.	Aircraft (all perils)												
23.	Fidelity												
24.	Surety												
26.	Burglary and Theft	2,378	2,040		1,684		(30)	32		1	15	412	55
27.	Boiler and Machinery	126,552	142,626		56,762	2,500	(1,133)	1,692		67	1,415	21,669	2,921
28.	Credit												
29.	International												
30.	Warranty												
31.	Reins nonproportional assumed property	XXX	XXX	XXX	XXX	XXX	XXX	XXX	XXX	XXX	XXX	XXX	XXX
32.	Reins nonproportional assumed liability	XXX	XXX	XXX	XXX	XXX	XXX	XXX	XXX	XXX	XXX	XXX	XXX
33.	Reins nonproportional assumed financial lines	XXX	XXX	XXX	XXX	XXX	XXX	XXX	XXX	XXX	XXX	XXX	XXX
34.	Aggregate Write-Ins for Other Lines of Business												
35.	Total (a)	5,367,189	6,171,218		2,467,228	2,672,393	2,567,759	2,164,448	34,267	129,785	500,959	903,765	124,437
DETAILS OF WRITE-INS													
3401.												
3402.												
3403.												
3498.	Summary of remaining write-ins for Line 34 from overflow page												
3499.	Totals (Lines 3401 through 3403 plus 3498)(Line 34 above)												

(a) Finance and service charges not included in Lines 1 to 35 \$ 12,326

(b) For health business on indicated lines report: Number of persons insured under PPO managed care products and number of persons insured under indemnity only products



ANNUAL STATEMENT FOR THE YEAR 2024 OF THE NATIONWIDE ASSURANCE COMPANY

EXHIBIT OF PREMIUMS AND LOSSES (Statutory Page 14)

NAIC Group Code 0140

BUSINESS IN THE STATE OF Vermont

DURING THE YEAR 2024

NAIC Company Code 10723

Line of Business		Gross Premiums, Including Policy and Membership Fees, Less Return Premiums and Premiums on Policies not Taken		3	4	5	6	7	8	9	10	11	12
		1	2										
		Direct Premiums Written	Direct Premiums Earned	Dividends Paid or Credited to Policyholders on Direct Business	Direct Unearned Premium Reserves	Direct Losses Paid (deducting salvage)	Direct Losses Incurred	Direct Losses Unpaid	Direct Defense and Cost Containment Expense Paid	Direct Defense and Cost Containment Expense Incurred	Direct Defense and Cost Containment Expense Unpaid	Commissions and Brokerage Expenses	Taxes, Licenses and Fees
1.	Fire	22,116	25,988		12,208		89	561		88	128	3,184	1,229
2.1	Allied Lines	9,655	16,159		6,339		(164)	362		49	99	1,585	865
2.2	Multiple Peril Crop												
2.3	Federal Flood												
2.4	Private Crop												
2.5	Private Flood												
3.	Farmowners Multiple Peril												
4.	Homeowners Multiple Peril												
5.1	Commercial Multiple Peril (Non-Liability Portion)	608,064	620,690		284,578	29,880	33,020	11,919	31	280	7,546	87,884	38,072
5.2	Commercial Multiple Peril (Liability Portion)	221,396	230,566		100,556		8,227	83,053		7,355	32,805	33,845	14,332
6.	Mortgage Guaranty												
8.	Ocean Marine												
9.1	Inland Marine												
9.2	Pet Insurance Plans												
10.	Financial Guaranty												
11.1	Medical Professional Liability - Occurrence												
11.2	Medical Professional Liability - Claims-Made												
12.	Earthquake	1,197	1,877		555							136	38
13.1	Comprehensive (hospital and medical) ind (b)												
13.2	Comprehensive (hospital and medical) group (b)												
14.	Credit A&H (Group and Individual)												
15.1	Vision Only (b).....												
15.2	Dental Only (b)												
15.3	Disability Income (b)												
15.4	Medicare Supplement (b)												
15.5	Medicaid Title XIX (b)												
15.6	Medicare Title XVIII (b).....												
15.7	Long-Term Care (b)												
15.8	Federal Employees Health Benefits Plan (b)												
15.9	Other Health (b)												
16.	Workers' Compensation	16,179	23,819		4,363	50,130	89,262	93,785	5,997	6,530	1,743	1,247	1,074
17.1	Other Liability - Occurrence	106,468	114,076		55,461	2,610	(27,514)	582		1,700	24,518	14,854	3,386
17.2	Other Liability - Claims-Made	6,035	4,243		3,874							913	430
17.3	Excess Workers' Compensation												
18.1	Products Liability - Occurrence												
18.2	Products Liability - Claims-Made												
19.1	Private Passenger Auto No-Fault (Personal Injury Protection)												
19.2	Other Private Passenger Auto Liability						1,897	2,863		(268)	1,361		
19.3	Commercial Auto No-Fault (Personal Injury Protection)												
19.4	Other Commercial Auto Liability	161,947	178,847		66,334	32,647	35,504	64,923		3,502	7,591	22,606	12,931
21.1	Private Passenger Auto Physical Damage					(113)	(871)	(89)		(111)	259		
21.2	Commercial Auto Physical Damage	148,510	174,229		64,012	30,465	45,553	17,587	114	(146)	546	19,774	10,561
22.	Aircraft (all perils)												
23.	Fidelity												
24.	Surety												
26.	Burglary and Theft	716	469		626		20	26		2	2	125	14
27.	Boiler and Machinery	18,378	18,413		9,469		(152)	412		35	141	2,700	1,093
28.	Credit												
29.	International												
30.	Warranty												
31.	Reins nonproportional assumed property	XXX	XXX	XXX	XXX	XXX	XXX	XXX	XXX	XXX	XXX	XXX	XXX
32.	Reins nonproportional assumed liability	XXX	XXX	XXX	XXX	XXX	XXX	XXX	XXX	XXX	XXX	XXX	XXX
33.	Reins nonproportional assumed financial lines	XXX	XXX	XXX	XXX	XXX	XXX	XXX	XXX	XXX	XXX	XXX	XXX
34.	Aggregate Write-Ins for Other Lines of Business												
35.	Total (a)	1,320,661	1,409,375		608,376	145,618	184,870	275,982	6,142	19,015	76,739	188,853	84,025
DETAILS OF WRITE-INS													
3401.												
3402.												
3403.												
3498.	Summary of remaining write-ins for Line 34 from overflow page												
3499.	Totals (Lines 3401 through 3403 plus 3498)(Line 34 above)												

(a) Finance and service charges not included in Lines 1 to 35 \$6,245

(b) For health business on indicated lines report: Number of persons insured under PPO managed care products and number of persons insured under indemnity only products



ANNUAL STATEMENT FOR THE YEAR 2024 OF THE NATIONWIDE ASSURANCE COMPANY

EXHIBIT OF PREMIUMS AND LOSSES (Statutory Page 14)

NAIC Group Code 0140

BUSINESS IN THE STATE OF Virginia

DURING THE YEAR 2024

NAIC Company Code 10723

Line of Business		Gross Premiums, Including Policy and Membership Fees, Less Return Premiums and Premiums on Policies not Taken		3	4	5	6	7	8	9	10	11	12
		1	2										
		Direct Premiums Written	Direct Premiums Earned	Dividends Paid or Credited to Policyholders on Direct Business	Direct Unearned Premium Reserves	Direct Losses Paid (deducting salvage)	Direct Losses Incurred	Direct Losses Unpaid	Direct Defense and Cost Containment Expense Paid	Direct Defense and Cost Containment Expense Incurred	Direct Defense and Cost Containment Expense Unpaid	Commissions and Brokerage Expenses	Taxes, Licenses and Fees
1.	Fire	10,743	10,744		3,409		(368)	407		10	98	2,086	611
2.1	Allied Lines	13,752	13,722		4,453		(568)	507		4	153	2,835	870
2.2	Multiple Peril Crop												
2.3	Federal Flood												
2.4	Private Crop												
2.5	Private Flood	1,384	1,380		1,211		70	72		18	19	195	31
3.	Farmowners Multiple Peril												
4.	Homeowners Multiple Peril												
5.1	Commercial Multiple Peril (Non-Liability Portion)	7,967,270	8,499,137		4,082,479	756,089	2,115,730	1,917,616	18,784	10,459	129,804	1,332,174	215,020
5.2	Commercial Multiple Peril (Liability Portion)	3,601,657	3,924,712		1,721,289	632,384	1,287,131	2,859,349	296,132	419,205	653,810	552,538	97,344
6.	Mortgage Guaranty												
8.	Ocean Marine												
9.1	Inland Marine												
9.2	Pet Insurance Plans												
10.	Financial Guaranty												
11.1	Medical Professional Liability - Occurrence												
11.2	Medical Professional Liability - Claims-Made												
12.	Earthquake	11,514	12,911		8,366							1,873	203
13.1	Comprehensive (hospital and medical) ind (b)												
13.2	Comprehensive (hospital and medical) group (b)												
14.	Credit A&H (Group and Individual)												
15.1	Vision Only (b).....												
15.2	Dental Only (b)												
15.3	Disability Income (b)												
15.4	Medicare Supplement (b)												
15.5	Medicaid Title XIX (b)												
15.6	Medicare Title XVIII (b).....												
15.7	Long-Term Care (b)												
15.8	Federal Employees Health Benefits Plan (b)												
15.9	Other Health (b)												
16.	Workers' Compensation	233,248	236,991		124,703	122,538	213,835	171,478	4,488	(1,643)	35,865	65,878	55,493
17.1	Other Liability - Occurrence	1,251,146	1,438,078		564,384	228,182	802,789	1,231,504	15,665	121,335	263,816	500,629	32,588
17.2	Other Liability - Claims-Made	38,585	39,722		22,489				3,744			5,926	970
17.3	Excess Workers' Compensation												
18.1	Products Liability - Occurrence												
18.2	Products Liability - Claims-Made												
19.1	Private Passenger Auto No-Fault (Personal Injury Protection)												
19.2	Other Private Passenger Auto Liability	2,582	2,582			(1,100)	(1,046)	(136)		(50)	67	1,067	13
19.3	Commercial Auto No-Fault (Personal Injury Protection)												
19.4	Other Commercial Auto Liability	1,919,873	2,188,390		783,530	418,670	282,230	860,138	948	46,107	126,979	513,325	69,104
21.1	Private Passenger Auto Physical Damage					(240)	(257)						
21.2	Commercial Auto Physical Damage	630,559	792,001		264,417	184,387	175,492	42,468	1,561	(806)	3,029	136,878	20,872
22.	Aircraft (all perils)												
23.	Fidelity												
24.	Surety												
26.	Burglary and Theft	2,675	1,560		1,115		122	122		8	8	445	61
27.	Boiler and Machinery	203,077	224,559		98,333	3,554	(4,576)	8,482		199	2,161	35,389	5,484
28.	Credit												
29.	International												
30.	Warranty												
31.	Reins nonproportional assumed property	XXX	XXX	XXX	XXX	XXX	XXX	XXX	XXX	XXX	XXX	XXX	XXX
32.	Reins nonproportional assumed liability	XXX	XXX	XXX	XXX	XXX	XXX	XXX	XXX	XXX	XXX	XXX	XXX
33.	Reins nonproportional assumed financial lines	XXX	XXX	XXX	XXX	XXX	XXX	XXX	XXX	XXX	XXX	XXX	XXX
34.	Aggregate Write-Ins for Other Lines of Business												
35.	Total (a)	15,888,065	17,386,468		7,680,176	2,344,465	4,870,585	7,092,008	341,321	598,590	1,215,808	3,151,238	498,663
DETAILS OF WRITE-INS													
3401.												
3402.												
3403.												
3498.	Summary of remaining write-ins for Line 34 from overflow page												
3499.	Totals (Lines 3401 through 3403 plus 3498)(Line 34 above)												

(a) Finance and service charges not included in Lines 1 to 35 \$ 108,521

(b) For health business on indicated lines report: Number of persons insured under PPO managed care products and number of persons insured under indemnity only products



ANNUAL STATEMENT FOR THE YEAR 2024 OF THE NATIONWIDE ASSURANCE COMPANY

EXHIBIT OF PREMIUMS AND LOSSES (Statutory Page 14)

NAIC Group Code 0140 BUSINESS IN THE STATE OF Washington DURING THE YEAR 2024 NAIC Company Code 10723

Line of Business		Gross Premiums, Including Policy and Membership Fees, Less Return Premiums and Premiums on Policies not Taken		3	4	5	6	7	8	9	10	11	12
		1	2										
		Direct Premiums Written	Direct Premiums Earned	Dividends Paid or Credited to Policyholders on Direct Business	Direct Unearned Premium Reserves	Direct Losses Paid (deducting salvage)	Direct Losses Incurred	Direct Losses Unpaid	Direct Defense and Cost Containment Expense Paid	Direct Defense and Cost Containment Expense Incurred	Direct Defense and Cost Containment Expense Unpaid	Commissions and Brokerage Expenses	Taxes, Licenses and Fees
1.	Fire	30,345	19,410		18,832	4,063	5,594	1,573		73	76	4,305	617
2.1	Allied Lines	139,224	99,115		57,385	30,391	38,161	7,844		394	398	18,148	2,824
2.2	Multiple Peril Crop												
2.3	Federal Flood												
2.4	Private Crop												
2.5	Private Flood												
3.	Farmowners Multiple Peril												
4.	Homeowners Multiple Peril												
5.1	Commercial Multiple Peril (Non-Liability Portion)	6,600,447	4,409,410		3,374,694	799,044	2,360,316	1,712,661	3,652	30,301	27,022	901,758	133,820
5.2	Commercial Multiple Peril (Liability Portion)	2,727,479	1,856,643		1,305,871	120,620	1,181,959	1,065,725	17,045	247,122	231,714	382,096	55,391
6.	Mortgage Guaranty												
8.	Ocean Marine												
9.1	Inland Marine												
9.2	Pet Insurance Plans												
10.	Financial Guaranty												
11.1	Medical Professional Liability - Occurrence												
11.2	Medical Professional Liability - Claims-Made												
12.	Earthquake	52,371	42,107		21,645							7,384	1,053
13.1	Comprehensive (hospital and medical) ind (b)												
13.2	Comprehensive (hospital and medical) group (b)												
14.	Credit A&H (Group and Individual)												
15.1	Vision Only (b).....												
15.2	Dental Only (b)												
15.3	Disability Income (b)												
15.4	Medicare Supplement (b)												
15.5	Medicaid Title XIX (b)												
15.6	Medicare Title XVIII (b).....												
15.7	Long-Term Care (b)												
15.8	Federal Employees Health Benefits Plan (b)												
15.9	Other Health (b)												
16.	Workers' Compensation	330	330				8	8		7	7	50	7
17.1	Other Liability - Occurrence	417,373	285,578		192,652	77,024	204,331	128,537	238	38,136	38,346	59,025	8,492
17.2	Other Liability - Claims-Made	43,159	29,078		20,182							6,483	879
17.3	Excess Workers' Compensation												
18.1	Products Liability - Occurrence												
18.2	Products Liability - Claims-Made												
19.1	Private Passenger Auto No-Fault (Personal Injury Protection)												
19.2	Other Private Passenger Auto Liability												
19.3	Commercial Auto No-Fault (Personal Injury Protection)	12,924	9,047		6,730	10,000	11,386	1,443		529	543	1,805	260
19.4	Other Commercial Auto Liability	1,267,321	853,569		655,428	76,814	428,887	354,529	149	19,825	19,810	184,674	25,694
21.1	Private Passenger Auto Physical Damage												
21.2	Commercial Auto Physical Damage	270,953	180,838		134,569	162,891	172,985	10,251	188	298	112	38,963	5,478
22.	Aircraft (all perils)												
23.	Fidelity												
24.	Surety												
26.	Burglary and Theft	5,648	3,459		2,189		263	263		16	16	753	115
27.	Boiler and Machinery	266,312	184,996		129,699		25,949	26,087		737	744	37,691	5,400
28.	Credit												
29.	International												
30.	Warranty												
31.	Reins nonproportional assumed property	XXX	XXX	XXX	XXX	XXX	XXX	XXX	XXX	XXX	XXX	XXX	XXX
32.	Reins nonproportional assumed liability	XXX	XXX	XXX	XXX	XXX	XXX	XXX	XXX	XXX	XXX	XXX	XXX
33.	Reins nonproportional assumed financial lines	XXX	XXX	XXX	XXX	XXX	XXX	XXX	XXX	XXX	XXX	XXX	XXX
34.	Aggregate Write-Ins for Other Lines of Business												
35.	Total (a)	11,833,886	7,973,581		5,919,877	1,280,847	4,429,838	3,308,920	21,272	337,437	318,788	1,643,134	240,031
DETAILS OF WRITE-INS													
3401.												
3402.												
3403.												
3498.	Summary of remaining write-ins for Line 34 from overflow page												
3499.	Totals (Lines 3401 through 3403 plus 3498)(Line 34 above)												

(a) Finance and service charges not included in Lines 1 to 35 \$ 22,389
(b) For health business on indicated lines report: Number of persons insured under PPO managed care products and number of persons insured under indemnity only products



ANNUAL STATEMENT FOR THE YEAR 2024 OF THE NATIONWIDE ASSURANCE COMPANY

EXHIBIT OF PREMIUMS AND LOSSES (Statutory Page 14)

NAIC Group Code 0140 BUSINESS IN THE STATE OF West Virginia DURING THE YEAR 2024 NAIC Company Code 10723

Line of Business		Gross Premiums, Including Policy and Membership Fees, Less Return Premiums and Premiums on Policies not Taken		3	4	5	6	7	8	9	10	11	12
		1	2										
		Direct Premiums Written	Direct Premiums Earned	Dividends Paid or Credited to Policyholders on Direct Business	Direct Unearned Premium Reserves	Direct Losses Paid (deducting salvage)	Direct Losses Incurred	Direct Losses Unpaid	Direct Defense and Cost Containment Expense Paid	Direct Defense and Cost Containment Expense Incurred	Direct Defense and Cost Containment Expense Unpaid	Commissions and Brokerage Expenses	Taxes, Licenses and Fees
1.	Fire	31,024	64,700		21,721		229	2,691		144	493	4,148	1,275
2.1	Allied Lines	54,388	94,451		32,449	21,534	20,197	4,002	43	32	1,119	9,157	2,558
2.2	Multiple Peril Crop												
2.3	Federal Flood												
2.4	Private Crop												
2.5	Private Flood	1	1										
3.	Farmowners Multiple Peril												
4.	Homeowners Multiple Peril												
5.1	Commercial Multiple Peril (Non-Liability Portion)	4,191,282	4,905,708		2,131,536	1,175,893	1,221,110	200,168	11,635	2,706	75,327	750,483	233,999
5.2	Commercial Multiple Peril (Liability Portion)	1,565,562	1,784,630		700,471	232,691	311,058	945,157	15,300	63,774	352,760	283,632	87,756
6.	Mortgage Guaranty												
8.	Ocean Marine												
9.1	Inland Marine												
9.2	Pet Insurance Plans												
10.	Financial Guaranty												
11.1	Medical Professional Liability - Occurrence												
11.2	Medical Professional Liability - Claims-Made												
12.	Earthquake	740	1,394		255							138	39
13.1	Comprehensive (hospital and medical) ind (b)												
13.2	Comprehensive (hospital and medical) group (b)												
14.	Credit A&H (Group and Individual)												
15.1	Vision Only (b).....												
15.2	Dental Only (b).....												
15.3	Disability Income (b)												
15.4	Medicare Supplement (b)												
15.5	Medicaid Title XIX (b)												
15.6	Medicare Title XVIII (b).....												
15.7	Long-Term Care (b)												
15.8	Federal Employees Health Benefits Plan (b)												
15.9	Other Health (b)												
16.	Workers' Compensation	45,161	79,226		4,378	102,476	291,885	240,296	1,383	3,170	16,164	(6,970)	2,244
17.1	Other Liability - Occurrence	498,340	564,335		214,271	299,397	1,055,469	1,157,838	22,182	69,948	140,240	92,268	23,928
17.2	Other Liability - Claims-Made	20,068	23,698		8,866							2,847	1,238
17.3	Excess Workers' Compensation												
18.1	Products Liability - Occurrence												
18.2	Products Liability - Claims-Made												
19.1	Private Passenger Auto No-Fault (Personal Injury Protection)												
19.2	Other Private Passenger Auto Liability						14	(22)		(8)	9		
19.3	Commercial Auto No-Fault (Personal Injury Protection)												
19.4	Other Commercial Auto Liability	988,740	1,263,220		458,332	41,290	644,862	2,215,266	14,455	34,642	95,021	184,290	59,341
21.1	Private Passenger Auto Physical Damage						(5)						
21.2	Commercial Auto Physical Damage	416,352	576,231		182,225	261,850	236,345	14,623	973	(1,986)	2,766	78,969	25,477
22.	Aircraft (all perils)												
23.	Fidelity												
24.	Surety												
26.	Burglary and Theft	1,838	2,229		1,185		(45)	60		6	10	366	76
27.	Boiler and Machinery	79,017	98,186		39,749	25,919	25,398	4,052		(48)	1,189	14,479	4,628
28.	Credit												
29.	International												
30.	Warranty												
31.	Reins nonproportional assumed property	XXX	XXX	XXX	XXX	XXX	XXX	XXX	XXX	XXX	XXX	XXX	XXX
32.	Reins nonproportional assumed liability	XXX	XXX	XXX	XXX	XXX	XXX	XXX	XXX	XXX	XXX	XXX	XXX
33.	Reins nonproportional assumed financial lines	XXX	XXX	XXX	XXX	XXX	XXX	XXX	XXX	XXX	XXX	XXX	XXX
34.	Aggregate Write-Ins for Other Lines of Business												
35.	Total (a)	7,892,513	9,458,010		3,795,438	2,161,050	3,806,518	4,784,131	65,972	172,380	685,098	1,413,807	442,560
DETAILS OF WRITE-INS													
3401.												
3402.												
3403.												
3498.	Summary of remaining write-ins for Line 34 from overflow page												
3499.	Totals (Lines 3401 through 3403 plus 3498)(Line 34 above)												

(a) Finance and service charges not included in Lines 1 to 35 \$ 62,921
(b) For health business on indicated lines report: Number of persons insured under PPO managed care products and number of persons insured under indemnity only products



ANNUAL STATEMENT FOR THE YEAR 2024 OF THE NATIONWIDE ASSURANCE COMPANY

EXHIBIT OF PREMIUMS AND LOSSES (Statutory Page 14)

NAIC Group Code 0140

BUSINESS IN THE STATE OF Wisconsin

DURING THE YEAR 2024

NAIC Company Code 10723

Line of Business		Gross Premiums, Including Policy and Membership Fees, Less Return Premiums and Premiums on Policies not Taken		3	4	5	6	7	8	9	10	11	12
		1	2										
		Direct Premiums Written	Direct Premiums Earned	Dividends Paid or Credited to Policyholders on Direct Business	Direct Unearned Premium Reserves	Direct Losses Paid (deducting salvage)	Direct Losses Incurred	Direct Losses Unpaid	Direct Defense and Cost Containment Expense Paid	Direct Defense and Cost Containment Expense Incurred	Direct Defense and Cost Containment Expense Unpaid	Commissions and Brokerage Expenses	Taxes, Licenses and Fees
1.	Fire	9,940	7,760		5,826		265	1,756	(1,260)	(1,256)	201	2,881	608
2.1	Allied Lines	16,744	32,217		8,800		412	3,483		(4)	397	5,413	1,155
2.2	Multiple Peril Crop												
2.3	Federal Flood												
2.4	Private Crop												
2.5	Private Flood	311	472		142		5	23		7	10	47	5
3.	Farmowners Multiple Peril												
4.	Homeowners Multiple Peril												
5.1	Commercial Multiple Peril (Non-Liability Portion)	881,643	983,902		452,127	292,740	431,732	218,854	12,958	14,167	11,953	149,070	44,493
5.2	Commercial Multiple Peril (Liability Portion)	371,869	396,884		195,570	12,597	(129,748)	337,925	10,175	49,451	90,406	62,499	14,470
6.	Mortgage Guaranty												
8.	Ocean Marine												
9.1	Inland Marine												
9.2	Pet Insurance Plans												
10.	Financial Guaranty												
11.1	Medical Professional Liability - Occurrence												
11.2	Medical Professional Liability - Claims-Made												
12.	Earthquake	295	280		63							53	5
13.1	Comprehensive (hospital and medical) ind (b)												
13.2	Comprehensive (hospital and medical) group (b)												
14.	Credit A&H (Group and Individual)												
15.1	Vision Only (b).....												
15.2	Dental Only (b)												
15.3	Disability Income (b)												
15.4	Medicare Supplement (b)												
15.5	Medicaid Title XIX (b)												
15.6	Medicare Title XVIII (b).....												
15.7	Long-Term Care (b)												
15.8	Federal Employees Health Benefits Plan (b)												
15.9	Other Health (b)												
16.	Workers' Compensation												
17.1	Other Liability - Occurrence	72,562	82,287		39,620	200,000	226,515	59,873	6,762	23,464	32,305	12,565	3,086
17.2	Other Liability - Claims-Made	12,785	9,534		7,193							1,997	373
17.3	Excess Workers' Compensation												
18.1	Products Liability - Occurrence												
18.2	Products Liability - Claims-Made												
19.1	Private Passenger Auto No-Fault (Personal Injury Protection)												
19.2	Other Private Passenger Auto Liability												
19.3	Commercial Auto No-Fault (Personal Injury Protection)												
19.4	Other Commercial Auto Liability	346,738	305,182		185,902	19,969	50,071	95,684		8,161	15,973	59,686	19,237
21.1	Private Passenger Auto Physical Damage												
21.2	Commercial Auto Physical Damage	144,314	136,124		64,943	23,163	30,826	10,961	81	94	95	24,136	5,305
22.	Aircraft (all perils)												
23.	Fidelity												
24.	Surety												
26.	Burglary and Theft	2,075	2,794		861		23	116		7	13	333	35
27.	Boiler and Machinery	34,817	41,493		15,914	39,804	41,440	4,075		59	397	6,142	1,707
28.	Credit												
29.	International												
30.	Warranty												
31.	Reins nonproportional assumed property	XXX	XXX	XXX	XXX	XXX	XXX	XXX	XXX	XXX	XXX	XXX	XXX
32.	Reins nonproportional assumed liability	XXX	XXX	XXX	XXX	XXX	XXX	XXX	XXX	XXX	XXX	XXX	XXX
33.	Reins nonproportional assumed financial lines	XXX	XXX	XXX	XXX	XXX	XXX	XXX	XXX	XXX	XXX	XXX	XXX
34.	Aggregate Write-Ins for Other Lines of Business												
35.	Total (a)	1,894,093	1,998,928		976,959	588,274	651,541	732,748	28,716	94,150	151,749	324,824	90,480
DETAILS OF WRITE-INS													
3401.												
3402.												
3403.												
3498.	Summary of remaining write-ins for Line 34 from overflow page												
3499.	Totals (Lines 3401 through 3403 plus 3498)(Line 34 above)												

(a) Finance and service charges not included in Lines 1 to 35 \$ 2,660

(b) For health business on indicated lines report: Number of persons insured under PPO managed care products and number of persons insured under indemnity only products



ANNUAL STATEMENT FOR THE YEAR 2024 OF THE NATIONWIDE ASSURANCE COMPANY

EXHIBIT OF PREMIUMS AND LOSSES (Statutory Page 14)

NAIC Group Code 0140

BUSINESS IN THE STATE OF Wyoming

DURING THE YEAR 2024

NAIC Company Code 10723

Line of Business		Gross Premiums, Including Policy and Membership Fees, Less Return Premiums and Premiums on Policies not Taken		3	4	5	6	7	8	9	10	11	12
		1	2										
		Direct Premiums Written	Direct Premiums Earned	Dividends Paid or Credited to Policyholders on Direct Business	Direct Unearned Premium Reserves	Direct Losses Paid (deducting salvage)	Direct Losses Incurred	Direct Losses Unpaid	Direct Defense and Cost Containment Expense Paid	Direct Defense and Cost Containment Expense Incurred	Direct Defense and Cost Containment Expense Unpaid	Commissions and Brokerage Expenses	Taxes, Licenses and Fees
1.	Fire	47,768	54,460		27,466		(1,046)	5,029		99	776	8,325	608
2.1	Allied Lines	126,591	189,093		63,576	155,818	90,870	43,351		287	2,050	23,223	2,028
2.2	Multiple Peril Crop												
2.3	Federal Flood												
2.4	Private Crop												
2.5	Private Flood												
3.	Farmowners Multiple Peril												
4.	Homeowners Multiple Peril												
5.1	Commercial Multiple Peril (Non-Liability Portion)	2,761,234	3,281,744		1,277,889	1,200,798	1,377,041	631,936	23,614	27,355	41,366	473,767	71,579
5.2	Commercial Multiple Peril (Liability Portion)	1,019,396	1,181,128		460,497	88,609	298,704	524,159	445	123,878	306,065	175,075	25,140
6.	Mortgage Guaranty												
8.	Ocean Marine												
9.1	Inland Marine												
9.2	Pet Insurance Plans												
10.	Financial Guaranty												
11.1	Medical Professional Liability - Occurrence												
11.2	Medical Professional Liability - Claims-Made												
12.	Earthquake	15,600	28,503		6,676							2,939	489
13.1	Comprehensive (hospital and medical) ind (b)												
13.2	Comprehensive (hospital and medical) group (b)												
14.	Credit A&H (Group and Individual)												
15.1	Vision Only (b).....												
15.2	Dental Only (b)												
15.3	Disability Income (b)												
15.4	Medicare Supplement (b)												
15.5	Medicaid Title XIX (b)												
15.6	Medicare Title XVIII (b).....												
15.7	Long-Term Care (b)												
15.8	Federal Employees Health Benefits Plan (b)												
15.9	Other Health (b)												
16.	Workers' Compensation						25	17		(6)	4		
17.1	Other Liability - Occurrence	228,611	263,415		96,774	39,344	315,530	371,269	19	44,042	102,070	38,667	5,914
17.2	Other Liability - Claims-Made	22,667	30,681		10,979							4,067	615
17.3	Excess Workers' Compensation												
18.1	Products Liability - Occurrence												
18.2	Products Liability - Claims-Made												
19.1	Private Passenger Auto No-Fault (Personal Injury Protection)												
19.2	Other Private Passenger Auto Liability												
19.3	Commercial Auto No-Fault (Personal Injury Protection)												
19.4	Other Commercial Auto Liability	530,567	699,078		240,714	153,520	799,570	1,015,977	132	14,211	41,233	94,864	14,498
21.1	Private Passenger Auto Physical Damage												
21.2	Commercial Auto Physical Damage	382,997	519,095		171,700	189,112	144,943	26,063	2,826	2,760	328	67,966	9,768
22.	Aircraft (all perils)												
23.	Fidelity												
24.	Surety												
26.	Burglary and Theft	1,431	2,083		60		(15)	9		7	10	261	145
27.	Boiler and Machinery	95,838	123,763		45,242	15,270	43,420	36,343		210	1,352	16,707	2,343
28.	Credit												
29.	International												
30.	Warranty												
31.	Reins nonproportional assumed property	XXX	XXX	XXX	XXX	XXX	XXX	XXX	XXX	XXX	XXX	XXX	XXX
32.	Reins nonproportional assumed liability	XXX	XXX	XXX	XXX	XXX	XXX	XXX	XXX	XXX	XXX	XXX	XXX
33.	Reins nonproportional assumed financial lines	XXX	XXX	XXX	XXX	XXX	XXX	XXX	XXX	XXX	XXX	XXX	XXX
34.	Aggregate Write-Ins for Other Lines of Business												
35.	Total (a)	5,232,700	6,373,044		2,401,574	1,842,471	3,069,042	2,654,152	27,035	212,844	495,254	905,861	133,128
DETAILS OF WRITE-INS													
3401.												
3402.												
3403.												
3498.	Summary of remaining write-ins for Line 34 from overflow page												
3499.	Totals (Lines 3401 through 3403 plus 3498)(Line 34 above)												

(a) Finance and service charges not included in Lines 1 to 35 \$ 16,286

(b) For health business on indicated lines report: Number of persons insured under PPO managed care products and number of persons insured under indemnity only products



ANNUAL STATEMENT FOR THE YEAR 2024 OF THE NATIONWIDE ASSURANCE COMPANY

EXHIBIT OF PREMIUMS AND LOSSES (Statutory Page 14)

NAIC Group Code 0140 BUSINESS IN THE STATE OF Grand Total DURING THE YEAR 2024 NAIC Company Code 10723

Line of Business		Gross Premiums, Including Policy and Membership Fees, Less Return Premiums and Premiums on Policies not Taken		3	4	5	6	7	8	9	10	11	12
		1	2										
		Direct Premiums Written	Direct Premiums Earned	Dividends Paid or Credited to Policyholders on Direct Business	Direct Unearned Premium Reserves	Direct Losses Paid (deducting salvage)	Direct Losses Incurred	Direct Losses Unpaid	Direct Defense and Cost Containment Expense Paid	Direct Defense and Cost Containment Expense Incurred	Direct Defense and Cost Containment Expense Unpaid	Commissions and Brokerage Expenses	Taxes, Licenses and Fees
1.	Fire	1,975,998	2,356,164		905,949	1,404,604	1,882,743	662,523	6,927	12,616	19,766	345,937	68,667
2.1	Allied Lines	4,254,899	5,396,156		1,684,081	3,398,575	6,093,094	4,006,709	62,810	74,783	45,302	751,504	131,810
2.2	Multiple Peril Crop												
2.3	Federal Flood												
2.4	Private Crop												
2.5	Private Flood	75,071	58,973		36,657		1,244	3,554		923	1,391	11,804	2,445
3.	Farmowners Multiple Peril												
4.	Homeowners Multiple Peril	37,602	37,698		33,671	18,443	21,154	15,879	2,647	2,590	1,797		800
5.1	Commercial Multiple Peril (Non-Liability Portion)	153,595,764	179,111,138		75,946,068	85,009,570	90,761,692	50,389,471	2,420,971	2,242,564	3,048,248	25,330,508	4,901,721
5.2	Commercial Multiple Peril (Liability Portion)	68,377,104	73,999,428		32,847,227	15,169,541	37,803,525	62,354,027	2,462,790	6,466,433	15,043,176	10,942,236	2,096,096
6.	Mortgage Guaranty												
8.	Ocean Marine												
9.1	Inland Marine	134	139		1,685	24	(61)	462	3	(9)	30	9	3
9.2	Pet Insurance Plans												
10.	Financial Guaranty												
11.1	Medical Professional Liability - Occurrence												
11.2	Medical Professional Liability - Claims-Made												
12.	Earthquake	474,671	651,569		227,108							81,112	19,258
13.1	Comprehensive (hospital and medical) ind (b)												
13.2	Comprehensive (hospital and medical) group (b)												
14.	Credit A&H (Group and Individual)												
15.1	Vision Only (b).....												
15.2	Dental Only (b)												
15.3	Disability Income (b)												
15.4	Medicare Supplement (b)												
15.5	Medicaid Title XIX (b)												
15.6	Medicare Title XVIII (b).....												
15.7	Long-Term Care (b)												
15.8	Federal Employees Health Benefits Plan (b)												
15.9	Other Health (b)												
16.	Workers' Compensation	4,547,221	4,683,194	5,380	2,055,444	2,253,347	2,979,175	6,050,938	383,368	362,868	514,778	481,806	233,351
17.1	Other Liability - Occurrence	22,835,542	24,653,265		10,484,736	11,274,700	19,394,493	23,983,479	1,308,973	4,770,159	7,023,680	4,154,378	697,993
17.2	Other Liability - Claims-Made	1,158,913	1,300,943		603,488	77,500	87,500	30,000	28,756	28,756		184,099	34,224
17.3	Excess Workers' Compensation												
18.1	Products Liability - Occurrence												
18.2	Products Liability - Claims-Made												
19.1	Private Passenger Auto No-Fault (Personal Injury Protection)	40,240	41,235		17,917	175	(5,820)	6,772	653	1,159	2,143	4,230	908
19.2	Other Private Passenger Auto Liability	683,681	721,708		331,494	329,643	706,827	711,583	21,073	19,831	79,708	72,373	(372,525)
19.3	Commercial Auto No-Fault (Personal Injury Protection)	463,221	567,589		227,254	476,869	122,605	346,197	4,091	(8,170)	141,545	70,180	18,799
19.4	Other Commercial Auto Liability	42,268,678	52,102,890		20,698,221	16,242,391	25,887,579	44,867,213	489,824	1,899,866	3,623,474	7,051,505	1,417,871
21.1	Private Passenger Auto Physical Damage	1,546,537	1,623,107		717,247	899,384	876,586	105,776	4,389	(1,153)	15,110	165,710	34,985
21.2	Commercial Auto Physical Damage	13,784,957	18,368,701		6,493,003	8,511,678	7,864,970	905,796	81,346	43,646	45,916	2,302,983	439,767
22.	Aircraft (all perils)												
23.	Fidelity												
24.	Surety												
26.	Burglary and Theft	68,981	71,924		31,472		652	3,306		208	362	11,430	1,745
27.	Boiler and Machinery	4,628,483	5,387,792		2,254,812	1,310,312	1,422,985	891,188	2,354	8,469	54,612	778,335	140,681
28.	Credit												
29.	International												
30.	Warranty												
31.	Reins nonproportional assumed property	XXX	XXX	XXX	XXX	XXX	XXX	XXX	XXX	XXX	XXX	XXX	XXX
32.	Reins nonproportional assumed liability	XXX	XXX	XXX	XXX	XXX	XXX	XXX	XXX	XXX	XXX	XXX	XXX
33.	Reins nonproportional assumed financial lines	XXX	XXX	XXX	XXX	XXX	XXX	XXX	XXX	XXX	XXX	XXX	XXX
34.	Aggregate Write-Ins for Other Lines of Business												
35.	Total (a)	320,817,697	371,133,611	5,380	155,597,534	146,376,754	195,900,944	195,334,873	7,280,975	15,925,540	29,661,036	52,740,198	9,868,599
DETAILS OF WRITE-INS													
3401.												
3402.												
3403.												
3498.	Summary of remaining write-ins for Line 34 from overflow page												
3499.	Totals (Lines 3401 through 3403 plus 3498)(Line 34 above)												

(a) Finance and service charges not included in Lines 1 to 35 \$ 1,295,577
(b) For health business on indicated lines report: Number of persons insured under PPO managed care products and number of persons insured under indemnity only products

ANNUAL STATEMENT FOR THE YEAR 2024 OF THE NATIONWIDE ASSURANCE COMPANY

SCHEDULE F - PART 1

Assumed Reinsurance as of December 31, Current Year (\$000 Omitted)

1 ID Number	2 NAIC Com- pany Code	3 Name of Reinsured	4 Domiciliary Jurisdiction	5 Assumed Premium	Reinsurance On		8 Cols. 6 + 7	9 Contingent Commissions Payable	10 Assumed Premiums Receivable	11 Unearned Premium	12 Funds Held By or Deposited With Reinsured Companies	13 Letters of Credit Posted	14 Amount of Assets Pledged or Compensating Balances to Secure Letters of Credit	15 Amount of Assets Pledged or Collateral Held in Trust
					6 Paid Losses and Loss Adjustment Expenses	7 Known Case Losses and LAE								
0499999. Total - U.S. Non-Pool														
0799999. Total - Other (Non-U.S.)														
0899999. Total - Affiliates														
AA-9991202	.00000	Connecticut Fair Plan	CT.....2					1				
42-0941910	.15775	Iowa Fair Plan	IA.....2					1				
AA-9991210	.00000	Kentucky Fair Plan	KY.....2					1				
AA-9991215	.00000	Minnesota Fair Plan	MN.....1					1				
00-0000000	.15248	Missouri Property Ins Placement Facility	MO.....3					8				
AA-9992118	.00000	National Workers Reinsurance Pool	NY.....260	138138	3075				
AA-9991133	.00000	New Hampshire Commercial Auto Ins Procedure	NH.....2					1				
AA-9991219	.00000	New Mexico Fair Plan	NM.....8	11		4				
AA-9991139	.00000	North Carolina Reinsurance Facility	NC.....762	9191		145				
AA-9991222	.00000	Ohio Fair Plan	OH.....34	22		12				
AA-9991225	.00000	Rhode Island Fair Plan	RI.....86	1111		54				
1099999. Total Pools, Associations or Other Similar Facilities - Mandatory Pools				1,162		243	243		30	303				
1299999. Total - Pools and Associations				1,162		243	243		30	303				
9999999 Totals				1,162		243	243		30	303				

ANNUAL STATEMENT FOR THE YEAR 2024 OF THE NATIONWIDE ASSURANCE COMPANY

SCHEDULE F - PART 2

Premium Portfolio Reinsurance Effected or (Canceled) during Current Year	2019	2018	2017
Reinsurance Effected	100	100	100
Reinsurance Canceled	100	100	100
Total	200	200	200

[illegible]

ANNUAL STATEMENT FOR THE YEAR 2024 OF THE NATIONWIDE ASSURANCE COMPANY

SCHEDULE F - PART 3

Ceded Reinsurance as of December 31, Current Year (\$000 Omitted)

1 ID Number	2 NAIC Com- pany Code	3 Name of Reinsurer	4 Domiciliary Jurisdiction	5 Special Code	6 Reinsurance Premiums Ceded	Reinsurance Recoverable On									16 Amount in Dispute included in Column 15	Reinsurance Payable		19 Net Amount Recoverable From Reinsurers Cols. 15 - [17 + 18]	20 Funds Held by Company Under Reinsurance Treaties
						7 Paid Losses	8 Paid LAE	9 Known Case Loss Reserves	10 Known Case LAE Reserves	11 IBNR Loss Reserves	12 IBNR LAE Reserves	13 Unearned Premiums	14 Contingent Commis- sions	15 Columns 7 through 14 Totals		17 Ceded Balances Payable	18 Other Amounts Due to Reinsurers		
31-4177100	23787	Nationwide Mutual Insurance Company	OH		314,403	8,807	784	99,394		96,141	34,422	152,259	2,488	394,295		126,587	(1)	267,709	
0199999. Total Authorized - Affiliates - U.S. Intercompany Pooling					314,403	8,807	784	99,394		96,141	34,422	152,259	2,488	394,295		126,587	(1)	267,709	
0499999. Total Authorized - Affiliates - U.S. Non-Pool																			
0799999. Total Authorized - Affiliates - Other (Non-U.S.)																			
0899999. Total Authorized - Affiliates					314,403	8,807	784	99,394		96,141	34,422	152,259	2,488	394,295		126,587	(1)	267,709	
13-2673100	22039	General Reinsurance Corp	DE		285	100	17	9				143		269		97		172	
06-0384680	11452	Hartford Steam Boiler Inspec & Ins Co	CT		7,257	237		344				3,499		4,080		375		3,705	
0999999. Total Authorized - Other U.S. Unaffiliated Insurers					7,542	337	17	353				3,642		4,349		472		3,877	
AA-9991500	00000	Illinois Mine Subsidence Fund	IL		6														
AA-9991501	00000	Indiana Mine Subsidence Fund	IN		2														
AA-9991502	00000	Kentucky Mine Subsidence Fund	KY		3														
AA-9991159	00000	Michigan Catastrophic Claims Assn	MI	(20)															
AA-9991139	00000	North Carolina Reins Facility	NC													(4)		4	
AA-9991503	00000	Ohio Mine Subsidence Fund	OH		1														
AA-9991506	00000	West Virginia Mine Subsidence Fund	WV		43														
1099999. Total Authorized - Pools - Mandatory Pools					35											(4)		4	
1499999. Total Authorized Excluding Protected Cells (Sum of 0899999, 0999999, 1099999, 1199999 and 1299999)					321,980	9,144	801	99,747		96,141	34,422	155,901	2,488	398,644		127,055	(1)	271,590	
1899999. Total Unauthorized - Affiliates - U.S. Non-Pool																			
2199999. Total Unauthorized - Affiliates - Other (Non-U.S.)																			
2299999. Total Unauthorized - Affiliates																			
2899999. Total Unauthorized Excluding Protected Cells (Sum of 2299999, 2399999, 2499999, 2599999 and 2699999)																			
3299999. Total Certified - Affiliates - U.S. Non-Pool																			
3599999. Total Certified - Affiliates - Other (Non-U.S.)																			
3699999. Total Certified - Affiliates																			
4299999. Total Certified Excluding Protected Cells (Sum of 3699999, 3799999, 3899999, 3999999 and 4099999)																			
4699999. Total Reciprocal Jurisdiction - Affiliates - U.S. Non-Pool																			
4999999. Total Reciprocal Jurisdiction - Affiliates - Other (Non-U.S.)																			
5099999. Total Reciprocal Jurisdiction - Affiliates																			
5699999. Total Reciprocal Jurisdiction Excluding Protected Cells (Sum of 5099999, 5199999, 5299999, 5399999 and 5499999)																			
5799999. Total Authorized, Unauthorized, Reciprocal Jurisdiction and Certified Excluding Protected Cells (Sum of 1499999, 2899999, 4299999 and 5699999)					321,980	9,144	801	99,747		96,141	34,422	155,901	2,488	398,644		127,055	(1)	271,590	
5899999. Total Protected Cells (Sum of 1399999, 2799999, 4199999 and 5599999)																			
9999999 Totals					321,980	9,144	801	99,747		96,141	34,422	155,901	2,488	398,644		127,055	(1)	271,590	

ANNUAL STATEMENT FOR THE YEAR 2024 OF THE NATIONWIDE ASSURANCE COMPANY

SCHEDULE F - PART 3 (Continued)

Ceded Reinsurance as of December 31, Current Year (\$000 Omitted)
(Credit Risk)

ID Number From Col. 1	Name of Reinsurer From Col. 3	Collateral				25	26	27	Ceded Reinsurance Credit Risk								
		21	22	23	24				28	29	30	31	32	33	34	35	36
		Multiple Beneficiary Trusts	Letters of Credit	Issuing or Confirming Bank Reference Number	Single Beneficiary Trusts & Other Allowable Collateral	Total Funds Held, Payables & Collateral	Net Recoverable Net of Funds Held & Collateral	Applicable Sch. F Penalty (Col. 78)	Total Amount Recoverable from Reinsurers Less Penalty (Cols. 15-27)	Stressed Recoverable (Col. 28 * 120%)	Reinsurance Payable & Funds Held (Cols. 17+18+20; but not in excess of Col. 29)	Stressed Net Recoverable (Cols. 29-30)	Total Collateral (Cols. 21+22 + 24, not in Excess of Col. 31)	Stressed Net Recoverable Net of Collateral Offsets (Cols. 31-32)	Reinsurer Designation Equivalent	Credit Risk on Collateralized Recoverables (Col. 32 * Factor Applicable to Reinsurer Designation Equivalent in Col. 34)	Credit Risk on Un- collateralized Recoverables (Col. 33 * Factor Applicable to Reinsurer Designation Equivalent in Col. 34)
31-4177100 ..	Nationwide Mutual Insurance Company					126,586	267,709		XXX	XXX	XXX	XXX	XXX	XXX	XXX	XXX	XXX
0199999. Total Authorized - Affiliates - U.S. Intercompany Pooling				XXX		126,586	267,709		XXX	XXX	XXX	XXX	XXX	XXX	XXX	XXX	XXX
0499999. Total Authorized - Affiliates - U.S. Non-Pool				XXX					XXX	XXX	XXX	XXX	XXX	XXX	XXX	XXX	XXX
0799999. Total Authorized - Affiliates - Other (Non-U.S.)				XXX											XXX		
0899999. Total Authorized - Affiliates				XXX		126,586	267,709								XXX		
13-2673100 ..	General Reinsurance Corp					97	172		269	323	97	226		226	1		4
06-0384680 ..	Hartford Steam Boiler Inspec & Ins Co					375	3,705		4,080	4,896	375	4,521		4,521	1		72
0999999. Total Authorized - Other U.S. Unaffiliated Insurers				XXX		472	3,877		4,349	5,219	472	4,747		4,747	XXX		76
AA-9991500 ..	Illinois Mine Subsidence Fund								XXX	XXX	XXX	XXX	XXX	XXX	XXX	XXX	XXX
AA-9991501 ..	Indiana Mine Subsidence Fund								XXX	XXX	XXX	XXX	XXX	XXX	XXX	XXX	XXX
AA-9991502 ..	Kentucky Mine Subsidence Fund								XXX	XXX	XXX	XXX	XXX	XXX	XXX	XXX	XXX
AA-9991159 ..	Michigan Catastrophic Claims Assn								XXX	XXX	XXX	XXX	XXX	XXX	XXX	XXX	XXX
AA-9991139 ..	North Carolina Reins Facility					(4)	4		XXX	XXX	XXX	XXX	XXX	XXX	XXX	XXX	XXX
AA-9991503 ..	Ohio Mine Subsidence Fund								XXX	XXX	XXX	XXX	XXX	XXX	XXX	XXX	XXX
AA-9991506 ..	West Virginia Mine Subsidence Fund								XXX	XXX	XXX	XXX	XXX	XXX	XXX	XXX	XXX
1099999. Total Authorized - Pools - Mandatory Pools				XXX		(4)	4		XXX	XXX	XXX	XXX	XXX	XXX	XXX	XXX	XXX
1499999. Total Authorized Excluding Protected Cells (Sum of 0899999, 0999999, 1099999, 1199999 and 1299999)				XXX		127,054	271,590		4,349	5,219	472	4,747		4,747	XXX		76
1899999. Total Unauthorized - Affiliates - U.S. Non-Pool				XXX					XXX	XXX	XXX	XXX	XXX	XXX	XXX	XXX	XXX
2199999. Total Unauthorized - Affiliates - Other (Non-U.S.)				XXX											XXX		
2299999. Total Unauthorized - Affiliates				XXX											XXX		
2899999. Total Unauthorized Excluding Protected Cells (Sum of 2299999, 2399999, 2499999, 2599999 and 2699999)				XXX											XXX		
3299999. Total Certified - Affiliates - U.S. Non-Pool				XXX					XXX	XXX	XXX	XXX	XXX	XXX	XXX	XXX	XXX
3599999. Total Certified - Affiliates - Other (Non-U.S.)				XXX											XXX		
3699999. Total Certified - Affiliates				XXX											XXX		
4299999. Total Certified Excluding Protected Cells (Sum of 3699999, 3799999, 3899999, 3999999 and 4099999)				XXX											XXX		
4699999. Total Reciprocal Jurisdiction - Affiliates - U.S. Non-Pool				XXX					XXX	XXX	XXX	XXX	XXX	XXX	XXX	XXX	XXX
4999999. Total Reciprocal Jurisdiction - Affiliates - Other (Non-U.S.)				XXX											XXX		
5099999. Total Reciprocal Jurisdiction - Affiliates				XXX											XXX		
5699999. Total Reciprocal Jurisdiction Excluding Protected Cells (Sum of 5099999, 5199999, 5299999, 5399999 and 5499999)				XXX											XXX		
5799999. Total Authorized, Unauthorized, Reciprocal Jurisdiction and Certified Excluding Protected Cells (Sum of 1499999, 2899999, 4299999 and 5699999)				XXX		127,054	271,590		4,349	5,219	472	4,747		4,747	XXX		76
5899999. Total Protected Cells (Sum of 1399999, 2799999, 4199999 and 5599999)				XXX					XXX	XXX	XXX	XXX	XXX	XXX	XXX	XXX	XXX
9999999 Totals				XXX		127,054	271,590		4,349	5,219	472	4,747		4,747	XXX		76

SCHEDULE F - PART 3 (Continued)

(Aging of Ceded Reinsurance)

[illegible]

ANNUAL STATEMENT FOR THE YEAR 2024 OF THE NATIONWIDE ASSURANCE COMPANY

SCHEDULE F - PART 3 (Continued)

Ceded Reinsurance as of December 31, Current Year (\$000 Omitted)

(Aging of Ceded Reinsurance)

ID Number From Col. 1	Name of Reinsurer From Col. 3	Reinsurance Recoverable on Paid Losses and Paid Loss Adjustment Expenses							44	45	46	47	48	49	50	51	52	53
		37	Overdue					43										
			38	39	40	41	42											
		Current	1 - 29 Days	30 - 90 Days	91 - 120 Days	Over 120 Days	Total Overdue Cols. 38+39 +40+41	Total Due Cols. 37+42 (In total should equal Cols. 7+8)	Total Recoverable on Paid Losses & LAE Amounts in Dispute Included in Col. 43	Recoverable on Paid Losses & LAE Over 90 Days Past Due Amounts in Dispute Included in Cols. 40 & 41	Total Recoverable on Paid Losses & LAE Amounts Not in Dispute (Cols 43-44)	Recoverable on Paid Losses & LAE Over 90 Days Past Due Amounts Not in Dispute (Cols. 40 + 41 - 45)	Amounts Received Prior 90 Days	Percentage Overdue Col. 42/Col. 43	Percentage of Amounts More Than 90 Days Overdue Not in Dispute (Col. 47/[Cols. 46+48])	Percentage More Than 120 Days Overdue (Col. 41/ Col. 43)	Is the Amount in Col. 50 Less Than 20%? (Yes or No)	Amounts in Col. 47 for Reinsurers with Values Less Than 20% in Col. 50
5699999. Total Reciprocal Jurisdiction Excluding Protected Cells (Sum of 5099999, 5199999, 5299999, 5399999 and 5499999)																	XXX	
5799999. Total Authorized, Unauthorized, Reciprocal Jurisdiction and Certified Excluding Protected Cells (Sum of 1499999, 2899999, 4299999 and 5699999)		9,945						9,945			9,945						XXX	
5899999. Total Protected Cells (Sum of 1399999, 2799999, 4199999 and 5599999)																	XXX	
9999999 Totals		9,945						9,945			9,945						XXX	

SCHEDULE F - PART 3 (Continued)

Provision for Certified Reinsurance

25

SCHEDULE F - PART 3 (Continued)

(Total Provision for Reinsurance)

[illegible]

ANNUAL STATEMENT FOR THE YEAR 2024 OF THE NATIONWIDE ASSURANCE COMPANY

SCHEDULE F - PART 4

Issuing or Confirming Banks for Letters of Credit from Schedule F, Part 3 (\$000 Omitted)

1 Issuing or Confirming Bank Reference Number Used in Col. 23 of Sch F Part 3	2 Letters of Credit Code	3 American Bankers Association (ABA) Routing Number	4 Issuing or Confirming Bank Name	5 Letters of Credit Amount
			NONE	
Total				

ANNUAL STATEMENT FOR THE YEAR 2024 OF THE NATIONWIDE ASSURANCE COMPANY

SCHEDULE F - PART 5

Interrogatories for Schedule F, Part 3 (000 Omitted)

A. Report the five largest provisional commission rates included in the cedant's reinsurance treaties. The commission rate to be reported is by contract with ceded premium in excess of \$50,000:

	1	2	3
	Name of Reinsurer	Commission Rate	Ceded Premium
1.			
2.			
3.			
4.			
5.			

B. Report the five largest reinsurance recoverables reported in Schedule F, Part 3, Column 15, due from any one reinsurer (based on the total recoverables, Schedule F, Part 3,Line 9999999, Column 15), the amount of ceded premium, and indicate whether the recoverables are due from an affiliated insurer.

	1	2	3	4
	Name of Reinsurer	Total Recoverables	Ceded Premiums	Affiliated
6.	Nationwide Mutual Insurance Company	394,295	314,403	Yes [X] No []
7.	Hartford Steam Boiler Inspec & Ins Company	4,080	7,257	Yes [] No [X]
8.	General Reinsurance Corp	268	285	Yes [] No [X]
9.				Yes [] No []
10.				Yes [] No []

NOTE: Disclosure of the five largest provisional commission rates should exclude mandatory pools and joint underwriting associations.

ANNUAL STATEMENT FOR THE YEAR 2024 OF THE NATIONWIDE ASSURANCE COMPANY

SCHEDULE F - PART 6

Restatement of Balance Sheet to Identify Net Credit for Reinsurance

	1 As Reported (Net of Ceded)	2 Restatement Adjustments	3 Restated (Gross of Ceded)
ASSETS (Page 2, Col. 3)			
1. Cash and invested assets (Line 12)	63,321,711		63,321,711
2. Premiums and considerations (Line 15)	98,325,675		98,325,675
3. Reinsurance recoverable on loss and loss adjustment expense payments (Line 16.1)	9,944,604	(9,944,604)	
4. Funds held by or deposited with reinsured companies (Line 16.2)	148		148
5. Other assets	45,613,024	1,396	45,614,420
6. Net amount recoverable from reinsurers		271,583,532	271,583,532
7. Protected cell assets (Line 27)			
8. Totals (Line 28)	217,205,162	261,640,324	478,845,486
LIABILITIES (Page 3)			
9. Losses and loss adjustment expenses (Lines 1 through 3)		230,309,513	230,309,513
10. Taxes, expenses, and other obligations (Lines 4 through 8)	130,411	2,489,422	2,619,833
11. Unearned premiums (Line 9)		155,900,713	155,900,713
12. Advance premiums (Line 10)			
13. Dividends declared and unpaid (Line 11.1 and 11.2)			
14. Ceded reinsurance premiums payable (net of ceding commissions (Line 12)	127,055,033	(127,059,175)	(4,142)
15. Funds held by company under reinsurance treaties (Line 13)	148	(148)	
16. Amounts withheld or retained by company for account of others (Line 14)			
17. Provision for reinsurance (Line 16)			
18. Other liabilities	26,060,328		26,060,328
19. Total liabilities excluding protected cell business (Line 26)	153,245,920	261,640,325	414,886,245
20. Protected cell liabilities (Line 27)			
21. Surplus as regards policyholders (Line 37)	63,959,242	XXX	63,959,242
22. Totals (Line 38)	217,205,162	261,640,325	478,845,487

NOTE: Is the restatement of this exhibit the result of grossing up balances ceded to affiliates under 100 percent reinsurance or pooling arrangements? Yes [X] No []

If yes, give full explanation: See Notes to Financial Statements #26

Schedule H - Part 1 - Analysis of Underwriting Operations

N O N E

Schedule H - Part 2 - Reserves and Liabilities

N O N E

Schedule H - Part 3 - Test of Prior Year's Claim Reserves and Liabilities

N O N E

Schedule H - Part 4 - Reinsurance

N O N E

Schedule H - Part 5 - Health Claims

N O N E

Schedule P - Part 1A - Homeowners/Farmowners

N O N E

Schedule P - Part 1B - Private Passenger Auto Liability/Medical

N O N E

Schedule P - Part 1C - Commercial Auto/Truck Liability/Medical

N O N E

Schedule P - Part 1D - Workers' Compensation (Excluding Excess Workers' Compensation)

N O N E

Schedule P - Part 1E - Commercial Multiple Peril

N O N E

Schedule P - Part 1F - Section 1 - Medical Professional Liability - Occurrence

N O N E

Schedule P - Part 1F - Section 2 - Medical Professional Liability - Claims-Made

N O N E

Schedule P - Part 1G - Special Liability (Ocean Marine, Aircraft (all perils), Boiler and Machinery)

N O N E

Schedule P - Part 1H - Section 1 - Other Liability - Occurrence

N O N E

Schedule P - Part 1H - Section 2 - Other Liability - Claims-Made

N O N E

Schedule P - Part 1I - Special Property (Fire, Allied Lines...)

N O N E

Schedule P - Part 1J - Auto Physical Damage

N O N E

Schedule P - Part 1K - Fidelity/Surety

N O N E

Schedule P - Part 1L - Other (Including Credit, Accident and Health)

N O N E

Schedule P - Part 1M - International

N O N E

Schedule P - Part 1N - Reinsurance - Nonproportional Assumed Property

N O N E

Schedule P - Part 1O - Reinsurance - Nonproportional Assumed Liability

N O N E

Schedule P - Part 1P - Reinsurance - Nonproportional Assumed Financial Lines

N O N E

Schedule P - Part 1R - Section 1 - Products Liability - Occurrence

N O N E

Schedule P - Part 1R - Section 2 - Products Liability - Claims-Made

N O N E

Schedule P - Part 1S - Financial Guaranty/Mortgage Guaranty

N O N E

Schedule P - Part 1T - Warranty

N O N E

Schedule P - Part 1U - Pet Insurance Plans

N O N E

Schedule P - Part 2A - Homeowners/Farmowners

N O N E

Schedule P - Part 2B - Private Passenger Auto Liability/Medical

N O N E

Schedule P - Part 2C - Commercial Auto/Truck Liability/Medical

N O N E

Schedule P - Part 2D - Workers' Compensation (Excluding Excess Workers' Compensation)

N O N E

Schedule P - Part 2E - Commercial Multiple Peril

N O N E

Schedule P - Part 2F - Section 1 - Medical Professional Liability - Occurrence

N O N E

Schedule P - Part 2F - Section 2 - Medical Professional Liability - Claims-Made

N O N E

Schedule P - Part 2G - Special Liability (Ocean Marine, Aircraft (all perils), Boiler and Machinery)

N O N E

Schedule P - Part 2H - Section 1 - Other Liability - Occurrence

N O N E

Schedule P - Part 2H - Section 2- Other Liability - Claims-Made

N O N E

Schedule P - Part 2I - Special Property

N O N E

Schedule P - Part 2J - Auto Physical Damage

N O N E

Schedule P - Part 2K - Fidelity/Surety

N O N E

Schedule P - Part 2L - Other (Including Credit, Accident and Health)

N O N E

Schedule P - Part 2M - International

N O N E

Schedule P - Part 2N - Reinsurance - Nonproportional Assumed Property

N O N E

Schedule P - Part 2O - Reinsurance - Nonproportional Assumed Liability

N O N E

Schedule P - Part 2P - Reinsurance - Nonproportional Assumed Financial Lines

N O N E

Schedule P - Part 2R - Section 1 - Products Liability - Occurrence

N O N E

Schedule P - Part 2R - Section 2 - Products Liability - Claims-Made

N O N E

Schedule P - Part 2S - Financial Guaranty/Mortgage Guaranty

N O N E

Schedule P - Part 2T - Warranty

N O N E

Schedule P - Part 2U - Pet Insurance Plans

N O N E

Schedule P - Part 3A - Homeowners/Farmowners

N O N E

Schedule P - Part 3B - Private Passenger Auto Liability/Medical

N O N E

Schedule P - Part 3C - Commercial Auto/Truck Liability/Medical

N O N E

Schedule P - Part 3D - Workers' Compensation (Excluding Excess Workers' Compensation)

N O N E

Schedule P - Part 3E - Commercial Multiple Peril

N O N E

Schedule P - Part 3F - Section 1 - Medical Professional Liability - Occurrence

N O N E

Schedule P - Part 3F - Section 2 - Medical Professional Liability - Claims-Made

N O N E

Schedule P - Part 3G - Special Liability

N O N E

Schedule P - Part 3H - Section 1 - Other Liability - Occurrence

N O N E

Schedule P - Part 3H - Section 2 - Other Liability - Claims-Made

N O N E

Schedule P - Part 3I - Special Property

N O N E

Schedule P - Part 3J - Auto Physical Damage

N O N E

Schedule P - Part 3K - Fidelity/Surety

N O N E

Schedule P - Part 3L - Other (Including Credit, Accident and Health)

N O N E

Schedule P - Part 3M - International

N O N E

Schedule P - Part 3N - Reinsurance - Nonproportional Assumed Property

N O N E

Schedule P - Part 3O - Reinsurance - Nonproportional Assumed Liability

N O N E

Schedule P - Part 3P - Reinsurance - Nonproportional Assumed Financial Lines

N O N E

Schedule P - Part 3R - Section 1 - Product Liability - Occurrence

N O N E

Schedule P - Part 3R - Section 2 - Product Liability - Claims-Made

N O N E

Schedule P - Part 3S - Financial Guaranty/Mortgage Guaranty

N O N E

Schedule P - Part 3T - Warranty

N O N E

Schedule P - Part 3U - Pet Insurance Plans

N O N E

Schedule P - Part 4A - Homeowners/Farmowners

N O N E

Schedule P - Part 4B - Private Passenger Auto Liability/Medical

N O N E

Schedule P - Part 4C - Commercial Auto/Truck Liability/Medical

N O N E

Schedule P - Part 4D - Workers' Compensation (Excluding Excess Workers' Compensation)

N O N E

Schedule P - Part 4E - Commercial Multiple Peril

N O N E

Schedule P - Part 4F - Section 1 - Medical Professional Liability - Occurrence

N O N E

Schedule P - Part 4F - Section 2 - Medical Professional Liability - Claims-Made

N O N E

Schedule P - Part 4G - Special Liability

N O N E

Schedule P - Part 4H - Section 1 - Other Liability - Occurrence

N O N E

Schedule P - Part 4H - Section 2 - Other Liability - Claims-Made

N O N E

Schedule P - Part 4I - Special Property

N O N E

Schedule P - Part 4J - Auto Physical Damage

N O N E

Schedule P - Part 4K - Fidelity/Surety

N O N E

Schedule P - Part 4L - Other (Including Credit, Accident and Health)

N O N E

Schedule P - Part 4M - International

N O N E

Schedule P - Part 4N - Reinsurance - Nonproportional Assumed Property

N O N E

Schedule P - Part 4O - Reinsurance - Nonproportional Assumed Liability

N O N E

Schedule P - Part 4P - Reinsurance - Nonproportional Assumed Financial Lines

N O N E

Schedule P - Part 4R - Section 1 - Products Liability - Occurrence

N O N E

Schedule P - Part 4R - Section 2 - Products Liability - Claims-Made

N O N E

Schedule P - Part 4S - Financial Guaranty/Mortgage Guaranty

N O N E

Schedule P - Part 4T - Warranty

N O N E

Schedule P - Part 4U - Pet Insurance Plans

N O N E

Schedule P - Part 5A - Homeowners/Farmowners - Section 1

N O N E

Schedule P - Part 5A - Homeowners/Farmowners - Section 2

N O N E

Schedule P - Part 5A - Homeowners/Farmowners - Section 3

N O N E

Schedule P - Part 5B - Private Passenger Auto Liability/Medical - Section 1

N O N E

Schedule P - Part 5B - Private Passenger Auto Liability/Medical - Section 2

N O N E

Schedule P - Part 5B - Private Passenger Auto Liability/Medical - Section 3

N O N E

Schedule P - Part 5C - Commercial Auto/Truck Liability/Medical - Section 1

N O N E

Schedule P - Part 5C - Commercial Auto/Truck Liability/Medical - Section 2

N O N E

Schedule P - Part 5C - Commercial Auto/Truck Liability/Medical - Section 3

N O N E

Schedule P-Part 5D-Workers' Compensation (Excluding Excess Workers' Compensation)-Section 1

N O N E

Schedule P-Part 5D-Workers' Compensation (Excluding Excess Workers' Compensation)-Section 2

N O N E

Schedule P-Part 5D-Workers' Compensation (Excluding Excess Workers' Compensation)-Section 3

N O N E

Schedule P - Part 5E - Commercial Multiple Peril - Section 1

N O N E

Schedule P - Part 5E - Commercial Multiple Peril - Section 2

N O N E

Schedule P - Part 5E - Commercial Multiple Peril - Section 3

N O N E

Schedule P - Part 5F - Medical Professional Liability - Occurrence - Section 1A

N O N E

Schedule P - Part 5F - Medical Professional Liability - Occurrence - Section 2A

N O N E

Schedule P - Part 5F - Medical Professional Liability - Occurrence - Section 3A

N O N E

Schedule P - Part 5F - Medical Professional Liability - Claims-Made - Section 1B

N O N E

Schedule P - Part 5F - Medical Professional Liability - Claims-Made - Section 2B

N O N E

Schedule P - Part 5F - Medical Professional Liability - Claims-Made - Section 3B

N O N E

Schedule P - Part 5H - Other Liability - Occurrence - Section 1A

N O N E

Schedule P - Part 5H - Other Liability - Occurrence - Section 2A

N O N E

Schedule P - Part 5H - Other Liability - Occurrence - Section 3A

N O N E

Schedule P - Part 5H - Other Liability - Claims-Made - Section 1B

N O N E

Schedule P - Part 5H - Other Liability - Claims-Made - Section 2B

N O N E

Schedule P - Part 5H - Other Liability - Claims-Made - Section 3B

N O N E

Schedule P - Part 5R - Products Liability - Occurrence - Section 1A

N O N E

Schedule P - Part 5R - Products Liability - Occurrence - Section 2A

N O N E

Schedule P - Part 5R - Products Liability - Occurrence - Section 3A

N O N E

Schedule P - Part 5R - Products Liability - Claims-Made - Section 1B

N O N E

Schedule P - Part 5R - Products Liability - Claims-Made - Section 2B

N O N E

Schedule P - Part 5R - Products Liability - Claims-Made - Section 3B

N O N E

Schedule P - Part 5T - Warranty - Section 1

N O N E

Schedule P - Part 5T - Warranty - Section 2

N O N E

Schedule P - Part 5T - Warranty - Section 3

N O N E

Schedule P - Part 6C - Commercial Auto/Truck Liability/Medical - Section 1

N O N E

Schedule P - Part 6C - Commercial Auto/Truck Liability/Medical - Section 2

N O N E

Schedule P-Part 6D-Workers' Compensation (Excluding Excess Workers' Compensation)-Section 1

N O N E

Schedule P-Part 6D-Workers' Compensation (Excluding Excess Workers' Compensation)-Section 2

N O N E

Schedule P - Part 6E - Commercial Multiple Peril - Section 1

N O N E

Schedule P - Part 6E - Commercial Multiple Peril - Section 2

N O N E

Schedule P - Part 6H - Other Liability - Occurrence - Section 1A

N O N E

Schedule P - Part 6H - Other Liability - Occurrence - Section 2A

N O N E

Schedule P - Part 6H - Other Liability - Claims-Made - Section 1B

N O N E

Schedule P - Part 6H - Other Liability - Claims-Made - Section 2B

N O N E

Schedule P - Part 6M - International - Section 1

N O N E

Schedule P - Part 6M - International - Section 2

N O N E

Schedule P - Part 6N- Reinsurance A - Nonproportional Assumed Property - Section 1
N O N E

Schedule P - Part 6N- Reinsurance A - Nonproportional Assumed Property - Section 2
N O N E

Schedule P - Part 6O - Reinsurance B - Nonproportional Liability - Section 1
N O N E

Schedule P - Part 6O - Reinsurance B - Nonproportional Assumed Liability - Section 2
N O N E

Schedule P - Part 6R - Products Liability - Occurrence - Section 1A
N O N E

Schedule P - Part 6R - Products Liability - Occurrence - Section 2A
N O N E

Schedule P - Part 6R - Products Liability - Claims-Made - Section 1B
N O N E

Schedule P - Part 6R - Products Liability - Claims-Made - Section 2B
N O N E

Schedule P - Part 7A - Section 1 - Primary Loss Sensitive Contracts
N O N E

Schedule P - Part 7A - Section 2 - Primary Loss Sensitive Contracts
N O N E

Schedule P - Part 7A - Section 3 - Primary Loss Sensitive Contracts
N O N E

Schedule P - Part 7A - Section 4 - Primary Loss Sensitive Contracts
N O N E

Schedule P - Part 7A - Section 5 - Primary Loss Sensitive Contracts
N O N E

Schedule P - Part 7B - Section 1 - Reinsurance Loss Sensitive Contracts
N O N E

Schedule P - Part 7B - Section 2 - Reinsurance Loss Sensitive Contracts
N O N E

Schedule P - Part 7B - Section 3 - Reinsurance Loss Sensitive Contracts
N O N E

Schedule P - Part 7B - Section 4 - Reinsurance Loss Sensitive Contracts
N O N E

Schedule P - Part 7B - Section 5 - Reinsurance Loss Sensitive Contracts
N O N E

Schedule P - Part 7B - Section 6 - Reinsurance Loss Sensitive Contracts
N O N E

Schedule P - Part 7B - Section 7 - Reinsurance Loss Sensitive Contracts
N O N E

ANNUAL STATEMENT FOR THE YEAR 2024 OF THE NATIONWIDE ASSURANCE COMPANY

SCHEDULE P INTERROGATORIES

1. The following questions relate to yet-to-be-issued Extended Reporting Endorsements (EREs) arising from Death, Disability, or Retirement (DDR) provisions in Medical Professional Liability Claims Made insurance policies. EREs provided for reasons other than DDR are not to be included.
- 1.1 Does the company issue Medical Professional Liability Claims Made insurance policies that provide tail (also known as an extended reporting endorsement, or “ERE”) benefits in the event of Death, Disability, or Retirement (DDR) at a reduced charge or at no additional cost? Yes [] No [X]
If the answer to question 1.1 is “no”, leave the following questions blank. If the answer to question 1.1 is “yes”, please answer the following questions:
- 1.2 What is the total amount of the reserve for that provision (DDR Reserve), as reported, explicitly or not, elsewhere in this statement (in dollars)?\$
- 1.3 Does the company report any DDR reserve as Unearned Premium Reserve per SSAP #65? Yes [] No []
- 1.4 Does the company report any DDR reserve as loss or loss adjustment expense reserve? Yes [] No []
- 1.5 If the company reports DDR reserve as Unearned Premium Reserve, does that amount match the figure on the Underwriting and Investment Exhibit, Part 1A - Recapitulation of all Premiums (Page 7) Column 2, Lines 11.1 plus 11.2? Yes [] No [] N/A []
- 1.6 If the company reports DDR reserve as loss or loss adjustment expense reserve, please complete the following table corresponding to where these reserves are reported in Schedule P:

Years in Which Premiums Were Earned and Losses Were Incurred		DDR Reserve Included in Schedule P, Part 1F, Medical Professional Liability Column 24: Total Net Losses and Expenses Unpaid	
		1 Section 1: Occurrence	2 Section 2: Claims-Made
1.601	Prior
1.602	2015
1.603	2016
1.604	2017
1.605	2018
1.606	2019
1.607	2020
1.608	2021
1.609	2022
1.610	2023
1.611	2024
1.612	Totals

2. The definition of allocated loss adjustment expenses (ALAE) and, therefore, unallocated loss adjustment expenses (ULAE) was changed effective January 1, 1998. This change in definition applies to both paid and unpaid expenses. Are these expenses (now reported as “Defense and Cost Containment” and “Adjusting and Other”) reported in compliance with these definitions in this statement? Yes [X] No []
3. The Adjusting and Other expense payments and reserves should be allocated to the years in which the losses were incurred based on the number of claims reported, closed and outstanding in those years. When allocating Adjusting and Other expense between companies in a group or a pool, the Adjusting and Other expense should be allocated in the same percentage used for the loss amounts and the claim counts. For reinsurers, Adjusting and Other expense assumed should be reported according to the reinsurance contract. For Adjusting and Other expense incurred by reinsurers, or in those situations where suitable claim count information is not available, Adjusting and Other expense should be allocated by a reasonable method determined by the company and described in Interrogatory 7, below. Are they so reported in this Statement? Yes [X] No []
4. Do any lines in Schedule P include reserves that are reported gross of any discount to present value of future payments, and that are reported net of such discounts on Page 10? Yes [] No [X]

If yes, proper disclosure must be made in the Notes to Financial Statements, as specified in the Instructions. Also, the discounts must be reported in Schedule P - Part 1, Columns 32 and 33. Schedule P must be completed gross of non-tabular discounting. Work papers relating to discount calculations must be available for examination upon request.
Discounting is allowed only if expressly permitted by the state insurance department to which this Annual Statement is being filed.
5. What were the net premiums in force at the end of the year for:
(in thousands of dollars)

5.1 Fidelity
5.2 Surety
6. Claim count information is reported per claim or per claimant (Indicate which) per claim.....
If not the same in all years, explain in Interrogatory 7.
- 7.1 The information provided in Schedule P will be used by many persons to estimate the adequacy of the current loss and expense reserves, among other things. Are there any especially significant events, coverage, retention or accounting changes that have occurred that must be considered when making such analyses? Yes [] No [X]
- 7.2 (An extended statement may be attached.)
.....

SCHEDULE T - PART 2
INTERSTATE COMPACT - EXHIBIT OF PREMIUMS WRITTEN

Allocated by States and Territories

			Direct Business Only			
			1	2	3	4
States, Etc.			Life (Group and Individual)	Annuities (Group and Individual)	Disability Income (Group and Individual)	Long-Term Care (Group and Individual)
			5			6
			Deposit-Type Contracts			Totals
1.	Alabama	AL				
2.	Alaska	AK				
3.	Arizona	AZ				
4.	Arkansas	AR				
5.	California	CA				
6.	Colorado	CO				
7.	Connecticut	CT				
8.	Delaware	DE				
9.	District of Columbia	DC				
10.	Florida	FL				
11.	Georgia	GA				
12.	Hawaii	HI				
13.	Idaho	ID				
14.	Illinois	IL				
15.	Indiana	IN				
16.	Iowa	IA				
17.	Kansas	KS				
18.	Kentucky	KY				
19.	Louisiana	LA				
20.	Maine	ME				
21.	Maryland	MD				
22.	Massachusetts	MA				
23.	Michigan	MI				
24.	Minnesota	MN				
25.	Mississippi	MS				
26.	Missouri	MO				
27.	Montana	MT				
28.	Nebraska	NE				
29.	Nevada	NV				
30.	New Hampshire	NH				
31.	New Jersey	NJ				
32.	New Mexico	NM				
33.	New York	NY				
34.	North Carolina	NC				
35.	North Dakota	ND				
36.	Ohio	OH				
37.	Oklahoma	OK				
38.	Oregon	OR				
39.	Pennsylvania	PA				
40.	Rhode Island	RI				
41.	South Carolina	SC				
42.	South Dakota	SD				
43.	Tennessee	TN				
44.	Texas	TX				
45.	Utah	UT				
46.	Vermont	VT				
47.	Virginia	VA				
48.	Washington	WA				
49.	West Virginia	WV				
50.	Wisconsin	WI				
51.	Wyoming	WY				
52.	American Samoa	AS				
53.	Guam	GU				
54.	Puerto Rico	PR				
55.	U.S. Virgin Islands	VI				
56.	Northern Mariana Islands	MP				
57.	Canada	CAN				
58.	Aggregate Other Alien	OT				
59.	Total					

NONE

ANNUAL STATEMENT FOR THE YEAR 2024 OF THE NATIONWIDE ASSURANCE COMPANY

SCHEDULE Y
PART 1A - DETAIL OF INSURANCE HOLDING COMPANY SYSTEM

1	2	3	4	5	6	7	8	9	10	11	12	13	14	15	16
Group Code	Group Name	NAIC Company Code	ID Number	Federal RSSD	CIK	Name of Securities Exchange if Publicly Traded (U.S. or International)	Names of Parent, Subsidiaries Or Affiliates	Domi-ciliary Loca-tion	Relation-ship to Reporting Entity	Directly Controlled by (Name of Entity/Person)	Type of Control (Ownership, Board, Management, Attorney-in-Fact, Influence, Other)	If Control is Owner-ship Provide Percen-tage	Ultimate Controlling Entity(ies)/Person(s)	Is an SCA Filing Re-quired? (Yes/No)	*
. 0140 ...	Nationwide	31-1486309	10 W. Nationwide, LLC OH.....	NIA.....	Nationwide Realty Investors, Ltd.	Ownership.....	100.000 ...	Nationwide Mutual Insurance Company NO.....
. 0140 ...	Nationwide	31-1486309	100 Green Meadows Drive, LLC OH.....	NIA.....	Nationwide Realty Investors, Ltd.	Ownership.....	100.000 ...	Nationwide Mutual Insurance Company NO.....
. 0140 ...	Nationwide	31-1486309	1000 Yard Street, LLC OH.....	NIA.....	Nationwide Realty Investors, Ltd.	Ownership.....	100.000 ...	Nationwide Mutual Insurance Company NO.....
. 0140 ...	Nationwide	31-1486309	1050 Yard Street, LLC OH.....	NIA.....	Nationwide Realty Investors, Ltd.	Ownership.....	100.000 ...	Nationwide Mutual Insurance Company NO.....
. 0140 ...	Nationwide	20-4939866	1055 Yard Street, LLC OH.....	NIA.....	GVY Residential, LLC	Ownership.....	100.000 ...	Nationwide Mutual Insurance Company NO.....
. 0140 ...	Nationwide	31-1486309	1125 Rail Street, LLC OH.....	NIA.....	Nationwide Realty Investors, Ltd.	Ownership.....	100.000 ...	Nationwide Mutual Insurance Company NO.....
. 0140 ...	Nationwide	31-1733036	120 Acre Partners, LLC DE.....	NIA.....	Nationwide Realty Investors, Ltd.	Ownership.....	95.000 ...	Nationwide Mutual Insurance Company NO.....
. 0140 ...	Nationwide	20-4939866	1125 Yard Street, LLC OH.....	NIA.....	NRI Equity Land Investments, LLC	Ownership.....	100.000 ...	Nationwide Mutual Insurance Company NO.....
. 0140 ...	Nationwide	20-4939867	1175 Bobcat, LLC OH.....	NIA.....	NRI Equity Land Investments, LLC	Ownership.....	100.000 ...	Nationwide Mutual Insurance Company NO.....
. 0140 ...	Nationwide	26-2451988	1492 Capital, LLC OH.....	NIA.....	Nationwide Mutual Insurance Company	Ownership.....	100.000 ...	Nationwide Mutual Insurance Company NO.....
. 0140 ...	Nationwide	31-1486309	111 Rivulon Boulevard, LLC OH.....	NIA.....	NRI-Rivulon, LLC	Ownership.....	100.000 ...	Nationwide Mutual Insurance Company NO.....
. 0140 ...	Nationwide	31-1486309	155 Rivulon Boulevard, LLC OH.....	NIA.....	NRI-Rivulon, LLC	Ownership.....	100.000 ...	Nationwide Mutual Insurance Company NO.....
. 0140 ...	Nationwide	31-1486309	161 Rivulon Boulevard, LLC OH.....	NIA.....	NRI-Rivulon, LLC	Ownership.....	100.000 ...	Nationwide Mutual Insurance Company NO.....
. 0140 ...	Nationwide	31-1580283	170 Marconi, LLC OH.....	NIA.....	NWD Investments, LLC	Ownership.....	100.000 ...	Nationwide Mutual Insurance Company NO.....
. 0140 ...	Nationwide	38-4118665	220 Vine St., LLC OH.....	NIA.....	NWD HP, LLC	Ownership.....	100.000 ...	Nationwide Mutual Insurance Company NO.....
. 0140 ...	Nationwide	31-1580283	245 Parks Edge Place, LLC OH.....	NIA.....	NWD Investments, LLC	Ownership.....	100.000 ...	Nationwide Mutual Insurance Company NO.....
. 0140 ...	Nationwide	31-1486309	275 Rivulon Boulevard, LLC OH.....	NIA.....	NRI-Rivulon, LLC	Ownership.....	100.000 ...	Nationwide Mutual Insurance Company NO.....
. 0140 ...	Nationwide	31-1486309	280 High Street, LLC OH.....	NIA.....	Nationwide Realty Investors, Ltd.	Ownership.....	100.000 ...	Nationwide Mutual Insurance Company NO.....
. 0140 ...	Nationwide	31-1486309	300 Rivulon Boulevard, LLC OH.....	NIA.....	NRI-Rivulon, LLC	Ownership.....	100.000 ...	Nationwide Mutual Insurance Company NO.....
. 0140 ...	Nationwide	31-1486309	310 Rivulon Boulevard, LLC OH.....	NIA.....	NRI-Rivulon, LLC	Ownership.....	100.000 ...	Nationwide Mutual Insurance Company NO.....
. 0140 ...	Nationwide	31-1486309	343 N. Front, LLC OH.....	NIA.....	Nationwide Realty Investors, Ltd.	Ownership.....	100.000 ...	Nationwide Mutual Insurance Company NO.....
. 0140 ...	Nationwide	31-1486309	400 Rivulon Boulevard, LLC OH.....	NIA.....	NRI-Rivulon, LLC	Ownership.....	100.000 ...	Nationwide Mutual Insurance Company NO.....
. 0140 ...	Nationwide	31-1580283	400 West Nationwide Boulevard, LLC OH.....	NIA.....	NWD Investments, LLC	Ownership.....	100.000 ...	Nationwide Mutual Insurance Company NO.....
. 0140 ...	Nationwide	31-1486309	410 Rivulon Boulevard, LLC OH.....	NIA.....	NRI-Rivulon, LLC	Ownership.....	100.000 ...	Nationwide Mutual Insurance Company NO.....
. 0140 ...	Nationwide	31-1580283	425 West Nationwide Boulevard, LLC OH.....	NIA.....	NWD Investments, LLC	Ownership.....	100.000 ...	Nationwide Mutual Insurance Company NO.....
. 0140 ...	Nationwide	31-1486309	44 Chestnut, LLC OH.....	NIA.....	Nationwide Realty Investors, Ltd.	Ownership.....	100.000 ...	Nationwide Mutual Insurance Company NO.....
. 0140 ...	Nationwide	38-4118665	500 Neil Avenue, LLC OH.....	NIA.....	NWD HP, LLC	Ownership.....	100.000 ...	Nationwide Mutual Insurance Company NO.....
. 0140 ...	Nationwide	38-4118665	515 Kilbourne Street, LLC OH.....	NIA.....	NWD HP, LLC	Ownership.....	100.000 ...	Nationwide Mutual Insurance Company NO.....
. 0140 ...	Nationwide	87-1954007	525 Cleveland Avenue, LLC OH.....	NIA.....	Nationwide Financial Services, Inc.	Ownership.....	100.000 ...	Nationwide Mutual Insurance Company NO.....
. 0140 ...	Nationwide	31-1486309	75 Rivulon Boulevard, LLC OH.....	NIA.....	NRI-Rivulon, LLC	Ownership.....	100.000 ...	Nationwide Mutual Insurance Company NO.....
. 0140 ...	Nationwide	20-4939866	775 Yard Street, LLC OH.....	NIA.....	NRI Equity Land Investments, LLC	Ownership.....	100.000 ...	Nationwide Mutual Insurance Company NO.....
. 0140 ...	Nationwide	20-4939866	777 Swan Street, LLC OH.....	NIA.....	NRI Equity Land Investments, LLC	Ownership.....	100.000 ...	Nationwide Mutual Insurance Company NO.....
. 0140 ...	Nationwide	20-4939866	780 Yard Street, LLC OH.....	NIA.....	NRI Equity Land Investments, LLC	Ownership.....	100.000 ...	Nationwide Mutual Insurance Company NO.....
. 0140 ...	Nationwide	20-4939866	795 Rail Street, LLC OH.....	NIA.....	NRI Equity Land Investments, LLC	Ownership.....	100.000 ...	Nationwide Mutual Insurance Company NO.....
. 0140 ...	Nationwide	20-4939866	800 Bobcat Avenue, LLC OH.....	NIA.....	NRI Equity Land Investments, LLC	Ownership.....	100.000 ...	Nationwide Mutual Insurance Company NO.....
. 0140 ...	Nationwide	20-4939866	800 Goodale Boulevard, LLC OH.....	NIA.....	NRI Equity Land Investments, LLC	Ownership.....	100.000 ...	Nationwide Mutual Insurance Company NO.....
. 0140 ...	Nationwide	20-4939866	800 Yard Street, LLC OH.....	NIA.....	NRI Equity Land Investments, LLC	Ownership.....	100.000 ...	Nationwide Mutual Insurance Company NO.....
. 0140 ...	Nationwide	20-4939866	805 Bobcat Avenue, LLC OH.....	NIA.....	GVY Residential, LLC	Ownership.....	100.000 ...	Nationwide Mutual Insurance Company NO.....
. 0140 ...	Nationwide	20-4939866	808 Yard Street, LLC OH.....	NIA.....	GVY Residential, LLC	Ownership.....	100.000 ...	Nationwide Mutual Insurance Company NO.....
. 0140 ...	Nationwide	20-4939866	820 Goodale Boulevard, LLC OH.....	NIA.....	NRI Equity Land Investments, LLC	Ownership.....	100.000 ...	Nationwide Mutual Insurance Company NO.....
. 0140 ...	Nationwide	20-4939866	822 Williams Avenue, LLC OH.....	NIA.....	GVY Residential, LLC	Ownership.....	100.000 ...	Nationwide Mutual Insurance Company NO.....
. 0140 ...	Nationwide	20-4939866	825 Junction Way, LLC OH.....	NIA.....	GVY Residential, LLC	Ownership.....	100.000 ...	Nationwide Mutual Insurance Company NO.....
. 0140 ...	Nationwide	20-4939866	828 Bobcat Avenue, LLC OH.....	NIA.....	NRI Equity Land Investments, LLC	Ownership.....	100.000 ...	Nationwide Mutual Insurance Company NO.....
. 0140 ...	Nationwide	20-4939866	840 Third Avenue, LLC OH.....	NIA.....	NRI Equity Land Investments, LLC	Ownership.....	100.000 ...	Nationwide Mutual Insurance Company NO.....
. 0140 ...	Nationwide	20-4939866	840 Yard Street, LLC OH.....	NIA.....	NRI Equity Land Investments, LLC	Ownership.....	100.000 ...	Nationwide Mutual Insurance Company NO.....
. 0140 ...	Nationwide	20-4939866	845 Yard Street, LLC OH.....	NIA.....	GVY Residential, LLC	Ownership.....	100.000 ...	Nationwide Mutual Insurance Company NO.....
. 0140 ...	Nationwide	20-4939866	855 Third Avenue, LLC OH.....	NIA.....	NRI Equity Land Investments, LLC	Ownership.....	100.000 ...	Nationwide Mutual Insurance Company NO.....
. 0140 ...	Nationwide	20-4939866	860 Third Avenue, LLC OH.....	NIA.....	NRI Equity Land Investments, LLC	Ownership.....	100.000 ...	Nationwide Mutual Insurance Company NO.....
. 0140 ...	Nationwide	20-4939866	875 First Avenue, LLC OH.....	NIA.....	GVY Residential, LLC	Ownership.....	100.000 ...	Nationwide Mutual Insurance Company NO.....

ANNUAL STATEMENT FOR THE YEAR 2024 OF THE NATIONWIDE ASSURANCE COMPANY

SCHEDULE Y

PART 1A - DETAIL OF INSURANCE HOLDING COMPANY SYSTEM

1	2	3	4	5	6	7	8	9	10	11	12	13	14	15	16
Group Code	Group Name	NAIC Company Code	ID Number	Federal RSSD	CIK	Name of Securities Exchange if Publicly Traded (U.S. or International)	Names of Parent, Subsidiaries Or Affiliates	Domi-ciliary Loca-tion	Rela-tion-ship to Reporting Entity	Directly Controlled by (Name of Entity/Person)	Type of Control (Ownership, Board, Management, Attorney-in-Fact, Influence, Other)	If Control is Owner-ship Provide Percen-tage	Ultimate Controlling Entity(ies)/Person(s)	Is an SCA Filing Re-quired? (Yes/No)	*
.0140	Nationwide		20-4939866				875 Junction Way, LLC	..OH.....	..NIA.....	NRI Equity Land Investments, LLC	Ownership.....	100.000	Nationwide Mutual Insurance CompanyNO.....	
.0140	Nationwide		20-4939866				880 Third Avenue, LLC	..OH.....	..NIA.....	NRI Equity Land Investments, LLC	Ownership.....	100.000	Nationwide Mutual Insurance CompanyNO.....	
.0140	Nationwide		20-4939866				880 Yard Street, LLC	..OH.....	..NIA.....	GVY Residential, LLC	Ownership.....	100.000	Nationwide Mutual Insurance CompanyNO.....	
.0140	Nationwide		20-4939866				895 W. Third Avenue, LLC	..OH.....	..NIA.....	NRI Equity Land Investments, LLC	Ownership.....	100.000	Nationwide Mutual Insurance CompanyNO.....	
.0140	Nationwide		20-4939866				950 Dorchester Way, LLC	..OH.....	..NIA.....	GVY Residential, LLC	Ownership.....	100.000	Nationwide Mutual Insurance CompanyNO.....	
.0140	Nationwide		20-4939866				950 Goodale Boulevard, LLC	..OH.....	..NIA.....	NRI Equity Land Investments, LLC	Ownership.....	100.000	Nationwide Mutual Insurance CompanyNO.....	
.0140	Nationwide		31-1486309				960 Bobcat Avenue, LLC	..OH.....	..NIA.....	Nationwide Realty Investors, Ltd.	Ownership.....	100.000	Nationwide Mutual Insurance CompanyNO.....	
.0140	Nationwide		31-1486309				975 Rail Street, LLC	..OH.....	..NIA.....	Nationwide Realty Investors, Ltd.	Ownership.....	100.000	Nationwide Mutual Insurance CompanyNO.....	
.0140	Nationwide		31-1486309				995 Yard Street, LLC	..OH.....	..NIA.....	Nationwide Realty Investors, Ltd.	Ownership.....	100.000	Nationwide Mutual Insurance CompanyNO.....	
.0140	Nationwide		31-1486309				12062 Sycamore Trace, LLC	..OH.....	..NIA.....	Jerome Village Company, LLC	Ownership.....	100.000	Nationwide Mutual Insurance CompanyNO.....	
.0140	Nationwide		31-1486309				18615 Claret Drive, LLC	..OH.....	..NIA.....	NRI Cavasson, LLC	Ownership.....	100.000	Nationwide Mutual Insurance CompanyNO.....	
.0140	Nationwide		31-1486309				18655 Claret Drive, LLC	..OH.....	..NIA.....	NRI Cavasson, LLC	Ownership.....	100.000	Nationwide Mutual Insurance CompanyNO.....	
.0140	Nationwide		31-1486309				18700 Hayden Road, LLC	..OH.....	..NIA.....	NRI Cavasson, LLC	Ownership.....	100.000	Nationwide Mutual Insurance CompanyNO.....	
.0140	Nationwide		31-1486309				18750 Hayden Road, LLC	..OH.....	..NIA.....	NRI Cavasson, LLC	Ownership.....	100.000	Nationwide Mutual Insurance CompanyNO.....	
.0140	Nationwide		31-1580283				AD DORA, LLC	..OH.....	..NIA.....	NID Investments, LLC	Ownership.....	100.000	Nationwide Mutual Insurance CompanyNO.....	
.0140	Nationwide		31-1580283				ADTV, LLC	..OH.....	..NIA.....	NID Investments, LLC	Ownership.....	100.000	Nationwide Mutual Insurance CompanyNO.....	
.0140	Nationwide	10127	27-0114983				ALLIED Insurance Company of America	..OH.....	..IA.....	Nationwide Mutual Insurance Company	Ownership.....	100.000	Nationwide Mutual Insurance CompanyNO.....	
.0140	Nationwide	42579	42-1201931				ALLIED Property and Casualty Insurance Company	..IA.....	..IA.....	Nationwide Mutual Insurance Company	Ownership.....	100.000	Nationwide Mutual Insurance CompanyNO.....	
.0140	Nationwide		42-1527863				ALLIED Texas Agency, Inc.	..TX.....	..IA.....	AMCO Insurance Company	Ownership.....	100.000	Nationwide Mutual Insurance CompanyNO.....	
.0140	Nationwide	19100	42-6054959				AMCO Insurance Company	..IA.....	..IA.....	Nationwide Mutual Insurance Company	Ownership.....	100.000	Nationwide Mutual Insurance CompanyNO.....	
.0140	Nationwide		59-1031596				American Marine Underwriters, Inc.	..FL.....	..NIA.....	Nationwide Mutual Insurance Company	Ownership.....	100.000	Nationwide Mutual Insurance CompanyNO.....	
.0140	Nationwide		81-4532504				American Tax Credit Fund 2017-A, LLC	..OH.....	..OTH.....	Nationwide Life Insurance Company	Other.....	0.010	Nationwide Mutual Insurance CompanyNO.....	1
.0140	Nationwide		82-2001573				American Tax Credit Fund 2017-B, LLC	..OH.....	..OTH.....	Nationwide Life Insurance Company	Other.....	0.010	Nationwide Mutual Insurance CompanyNO.....	1
.0140	Nationwide		82-4591498				American Tax Credit Fund 2018-A, LLC	..OH.....	..OTH.....	Nationwide Life Insurance Company	Other.....	0.010	Nationwide Mutual Insurance CompanyNO.....	1
.0140	Nationwide		83-0606592				American Tax Credit Fund 2018-B, LLC	..OH.....	..OTH.....	Nationwide Life Insurance Company	Other.....	0.010	Nationwide Mutual Insurance CompanyNO.....	1
.0140	Nationwide		83-0620232				American Tax Credit Fund 2018-C, LLC	..OH.....	..OTH.....	Nationwide Life Insurance Company	Other.....	0.010	Nationwide Mutual Insurance CompanyNO.....	1
.0140	Nationwide		83-3900932				American Tax Credit Fund 2019-A, LLC	..OH.....	..OTH.....	Nationwide Life Insurance Company	Other.....	0.010	Nationwide Mutual Insurance CompanyNO.....	1
.0140	Nationwide		83-3953721				American Tax Credit Fund 2019-B, LLC	..OH.....	..OTH.....	Nationwide Life Insurance Company	Other.....	0.010	Nationwide Mutual Insurance CompanyNO.....	1
.0140	Nationwide		84-3443067				American Tax Credit Fund 2020-A, LLC	..OH.....	..OTH.....	Nationwide Life Insurance Company	Other.....	0.010	Nationwide Mutual Insurance CompanyNO.....	1
.0140	Nationwide		85-2359702				American Tax Credit Fund 2020-B, LLC	..OH.....	..OTH.....	Nationwide Life Insurance Company	Other.....	0.010	Nationwide Mutual Insurance CompanyNO.....	1
.0140	Nationwide						American Tax Credit Fund 2021-A, LLC (fka	..OH.....	..OTH.....	Nationwide Life Insurance Company	Other.....	0.010	Nationwide Mutual Insurance CompanyNO.....	1
.0140	Nationwide		85-2649655				American Tax Credit Fund 2020-C, LLC)	..OH.....	..OTH.....	Nationwide Life Insurance Company	Other.....	0.010	Nationwide Mutual Insurance CompanyNO.....	1
.0140	Nationwide		86-2502912				American Tax Credit Fund 2021-B, LLC	..OH.....	..OTH.....	Nationwide Life Insurance Company	Other.....	0.010	Nationwide Mutual Insurance CompanyNO.....	1
.0140	Nationwide		87-1349942				American Tax Credit Fund 2021-C, LLC	..OH.....	..OTH.....	Nationwide Life Insurance Company	Other.....	0.010	Nationwide Mutual Insurance CompanyNO.....	1
.0140	Nationwide						American Tax Credit Fund 2023-B, LLC (fka	..OH.....	..OTH.....	Nationwide Life Insurance Company	Other.....	0.010	Nationwide Mutual Insurance CompanyNO.....	1
.0140	Nationwide		87-4753681				American Tax Credit Fund 2022-A, LLC)	..OH.....	..OTH.....	Nationwide Life Insurance Company	Other.....	0.010	Nationwide Mutual Insurance CompanyNO.....	1
.0140	Nationwide						American Tax Credit Fund 2023-C, LLC (fka	..OH.....	..OTH.....	Nationwide Life Insurance Company	Other.....	0.010	Nationwide Mutual Insurance CompanyNO.....	1
.0140	Nationwide		87-4771309				American Tax Credit Fund 2022-B, LLC)	..OH.....	..OTH.....	Nationwide Life Insurance Company	Other.....	0.010	Nationwide Mutual Insurance CompanyNO.....	1
.0140	Nationwide		92-1389304				American Tax Credit Fund 2023-A, LLC	..OH.....	..OTH.....	Nationwide Life Insurance Company	Other.....	0.010	Nationwide Mutual Insurance CompanyNO.....	1
.0140	Nationwide		99-0672884				American Tax Credit Fund 2024-A, LLC	..OH.....	..OTH.....	Nationwide Life Insurance Company	Other.....	0.010	Nationwide Mutual Insurance CompanyNO.....	1
.0140	Nationwide		99-0698188				American Tax Credit Fund 2024-B, LLC	..OH.....	..NIA.....	Nationwide Life Insurance Company	Ownership.....	100.000	Nationwide Mutual Insurance CompanyNO.....	
.0140	Nationwide		31-1580283				Arena District CA 1, LLC	..OH.....	..NIA.....	NID Investments, LLC	Ownership.....	100.000	Nationwide Mutual Insurance CompanyNO.....	
.0140	Nationwide		90-0280710				Arena District Owners Association	..OH.....	..OTH.....	Other non-Nationwide	Other.....	0.000	Other non-NationwideNO.....	2
.0140	Nationwide		31-1486309				Cavasson Hotel, LLC	..OH.....	..NIA.....	Cavasson Hotel Holdings, LLC	Ownership.....	100.000	Nationwide Mutual Insurance CompanyNO.....	
.0140	Nationwide		31-1486309				Cavasson Hotel Holdings, LLC	..OH.....	..NIA.....	NRI Cavasson, LLC	Ownership.....	100.000	Nationwide Mutual Insurance CompanyNO.....	
.0140	Nationwide		20-1618232				CNRI-Cannonsport Condominium, LLC	..OH.....	..NIA.....	CNRI-Cannonsport, LLC	Ownership.....	100.000	Nationwide Mutual Insurance CompanyNO.....	
.0140	Nationwide		20-1618232				CNRI-Cannonsport, LLC	..OH.....	..NIA.....	Nationwide Realty Investors, Ltd.	Ownership.....	100.000	Nationwide Mutual Insurance CompanyNO.....	
.0140	Nationwide	29262	74-1061659				Colonial County Mutual Insurance Company	..TX.....	..IA.....	Other non-Nationwide	Other.....	0.000	Other non-NationwideNO.....	2
.0140	Nationwide	18961	68-0066866				Crestbrook Insurance Company	..OH.....	..IA.....	Nationwide Mutual Insurance Company	Ownership.....	100.000	Nationwide Mutual Insurance CompanyNO.....	

ANNUAL STATEMENT FOR THE YEAR 2024 OF THE NATIONWIDE ASSURANCE COMPANY

SCHEDULE Y

PART 1A - DETAIL OF INSURANCE HOLDING COMPANY SYSTEM

1	2	3	4	5	6	7	8	9	10	11	12	13	14	15	16
Group Code	Group Name	NAIC Company Code	ID Number	Federal RSSD	CIK	Name of Securities Exchange if Publicly Traded (U.S. or International)	Names of Parent, Subsidiaries Or Affiliates	Domi-ciliary Location	Relation-ship to Reporting Entity	Directly Controlled by (Name of Entity/Person)	Type of Control (Ownership, Board, Management, Attorney-in-Fact, Influence, Other)	If Control is Ownership Provide Percen-tage	Ultimate Controlling Entity(ies)/Person(s)	Is an SCA Filing Re-quired? (Yes/No)	*
. 0140 ...	Nationwide	31-1486309	Crewville, Ltd. OH.....	Nationwide Realty Investors, Ltd.	Ownership.....	100.000 ...	Nationwide Mutual Insurance Company NO.....
. 0140 ...	Nationwide	84-5052608	Danforth, LLC OH.....NIA.....	Nationwide Mutual Insurance Company	Ownership.....	100.000 ...	Nationwide Mutual Insurance Company NO.....
. 0140 ...	Nationwide	42587	42-1207150	Depositors Insurance Company IA.....IA.....	Nationwide Mutual Insurance Company	Ownership.....	100.000 ...	Nationwide Mutual Insurance Company NO.....
.....	46-4104813	Discover Affordable Housing Investment Fund I LLC OH.....OTH.....	Other non-Nationwide	Other.....	0.000 ...	Other non-Nationwide NO.....	2
. 0140 ...	Nationwide	33-0096671	DVM Insurance Agency CA.....NIA.....	Veterinary Pet Insurance Company	Ownership.....	100.000 ...	Nationwide Mutual Insurance Company NO.....
. 0140 ...	Nationwide	15821	47-4523959	Eagle Captive Reinsurance, LLC OH.....IA.....	Nationwide Life Insurance Company	Ownership.....	100.000 ...	Nationwide Mutual Insurance Company NO.....
. 0140 ...	Nationwide	26-3260559	E-Risk Services, L.L.C. DE.....NIA.....	Nationwide Mutual Insurance Company	Ownership.....	100.000 ...	Nationwide Mutual Insurance Company NO.....
. 0140 ...	Nationwide	22209	75-6013587	Freedom Specialty Insurance Company OH.....IA.....	Scottsdale Insurance Company	Ownership.....	100.000 ...	Nationwide Mutual Insurance Company NO.....
. 0140 ...	Nationwide	20-4939866	Grandview Yard Hotel Holdings, LLC OH.....NIA.....	NRI Equity Land Investments, LLC	Ownership.....	100.000 ...	Nationwide Mutual Insurance Company NO.....
. 0140 ...	Nationwide	20-4939866	Grandview Yard Hotel, LLC OH.....NIA.....	Grandview Yard Hotel Holdings, LLC	Ownership.....	100.000 ...	Nationwide Mutual Insurance Company NO.....
. 0140 ...	Nationwide	20-4939866	GVY Residential, LLC OH.....NIA.....	NRI Equity Land Investments, LLC	Ownership.....	100.000 ...	Nationwide Mutual Insurance Company NO.....
. 0140 ...	Nationwide	23582	41-0417250	Harleysville Insurance Company OH.....IA.....	Nationwide Mutual Insurance Company	Ownership.....	100.000 ...	Nationwide Mutual Insurance Company NO.....
.....	Harleysville Insurance Company of New Jersey
. 0140 ...	Nationwide	42900	23-2253669 NJ.....IA.....	Nationwide Mutual Insurance Company	Ownership.....	100.000 ...	Nationwide Mutual Insurance Company NO.....
. 0140 ...	Nationwide	10674	23-2864924	Harleysville Insurance Company of New York OH.....IA.....	Nationwide Mutual Insurance Company	Ownership.....	100.000 ...	Nationwide Mutual Insurance Company NO.....
. 0140 ...	Nationwide	35696	23-2384978	Harleysville Preferred Insurance Company OH.....IA.....	Nationwide Mutual Insurance Company	Ownership.....	100.000 ...	Nationwide Mutual Insurance Company NO.....
. 0140 ...	Nationwide	26182	04-1989660	Harleysville Worcester Insurance Company OH.....IA.....	Nationwide Mutual Insurance Company	Ownership.....	100.000 ...	Nationwide Mutual Insurance Company NO.....
. 0140 ...	Nationwide	64017	75-0300900	Jefferson National Life Insurance Company TX.....IA.....	Nationwide Life Insurance Company	Ownership.....	100.000 ...	Nationwide Mutual Insurance Company NO.....
.....	Jefferson National Life Insurance Company of New York
. 0140 ...	Nationwide	15727	47-1180302 NY.....IA.....	Jefferson National Life Insurance Company	Ownership.....	100.000 ...	Nationwide Mutual Insurance Company NO.....
. 0140 ...	Nationwide	31-1486309	Jerome Village Company, LLC OH.....NIA.....	Nationwide Realty Investors, Ltd.	Ownership.....	100.000 ...	Nationwide Mutual Insurance Company NO.....
. 0140 ...	Nationwide	74-1395229	Lone Star General Agency, Inc. TX.....IA.....	Nationwide Mutual Insurance Company	Ownership.....	100.000 ...	Nationwide Mutual Insurance Company NO.....
. 0140 ...	Nationwide	11991	38-0865250	National Casualty Company OH.....IA.....	Nationwide Mutual Insurance Company	Ownership.....	100.000 ...	Nationwide Mutual Insurance Company NO.....
. 0140 ...	Nationwide	National Casualty Company of America, Ltd. .	.. GBR.....IA.....	National Casualty Company	Ownership.....	100.000 ...	Nationwide Mutual Insurance Company NO.....
. 0140 ...	Nationwide	42-1154244	Nationwide Advantage Mortgage Company IA.....NIA.....	AMCO Insurance Company	Ownership.....	87.300 ...	Nationwide Mutual Insurance Company YES.....
.....	ALLIED Property & Casualty Insurance Company
. 0140 ...	Nationwide	42-1154244	Nationwide Advantage Mortgage Company IA.....NIA.....	Company	Ownership.....	8.470 ...	Nationwide Mutual Insurance Company YES.....
. 0140 ...	Nationwide	42-1154244	Nationwide Advantage Mortgage Company IA.....NIA.....	Depositors Insurance Company	Ownership.....	4.230 ...	Nationwide Mutual Insurance Company YES.....
. 0140 ...	Nationwide	26093	48-0470690	Nationwide Affinity Insurance Company of America OH.....IA.....	Nationwide Mutual Insurance Company	Ownership.....	100.000 ...	Nationwide Mutual Insurance Company NO.....
.....	Nationwide Agent Risk Purchasing Group, Inc. (fka On Your Side Nationwide Insurance Agency, Inc.) OH.....NIA.....	Nationwide Mutual Insurance Company	Ownership.....	100.000 ...	Nationwide Mutual Insurance Company NO.....
. 0140 ...	Nationwide	28223	42-1015537	Nationwide Agribusiness Insurance Company IA.....IA.....	Nationwide Mutual Insurance Company	Ownership.....	100.000 ...	Nationwide Mutual Insurance Company NO.....
. 0140 ...	Nationwide	31-1578869	Nationwide Arena, LLC OH.....NIA.....	NRI Arena, LLC	Ownership.....	90.000 ...	Nationwide Mutual Insurance Company NO.....
. 0140 ...	Nationwide	20-8670712	Nationwide Asset Management, LLC OH.....NIA.....	Nationwide Mutual Insurance Company	Ownership.....	100.000 ...	Nationwide Mutual Insurance Company NO.....
. 0140 ...	Nationwide	10723	95-0639970	Nationwide Assurance Company OH.....RE.....	Nationwide Mutual Insurance Company	Ownership.....	100.000 ...	Nationwide Mutual Insurance Company NO.....
. 0140 ...	Nationwide	31-1036287	Nationwide Cash Management Company OH.....NIA.....	Nationwide Mutual Insurance Company	Ownership.....	100.000 ...	Nationwide Mutual Insurance Company NO.....
. 0140 ...	Nationwide	31-4416546	Nationwide Corporation OH.....NIA.....	Nationwide Mutual Insurance Company	Ownership.....	100.000 ...	Nationwide Mutual Insurance Company YES.....
. 0140 ...	Nationwide	31-1667326	Nationwide Financial Assignment Company OH.....NIA.....	Nationwide Life Insurance Company	Ownership.....	100.000 ...	Nationwide Mutual Insurance Company NO.....
. 0140 ...	Nationwide	23-2412039	Nationwide Financial General Agency, Inc. PA.....NIA.....	NFS Distributors, Inc.	Ownership.....	100.000 ...	Nationwide Mutual Insurance Company NO.....
. 0140 ...	Nationwide	31-6554353	Nationwide Financial Services Capital Trust DE.....NIA.....	Nationwide Financial Services, Inc.	Ownership.....	100.000 ...	Nationwide Mutual Insurance Company NO.....
. 0140 ...	Nationwide	31-1486870	Nationwide Financial Services, Inc. DE.....NIA.....	Nationwide Corporation	Ownership.....	100.000 ...	Nationwide Mutual Insurance Company NO.....
. 0140 ...	Nationwide	52-6969857	Nationwide Fund Advisors DE.....NIA.....	Nationwide Financial Services, Inc.	Ownership.....	100.000 ...	Nationwide Mutual Insurance Company NO.....
. 0140 ...	Nationwide	31-1748721	Nationwide Fund Distributors LLC DE.....NIA.....	NFS Distributors, Inc.	Ownership.....	100.000 ...	Nationwide Mutual Insurance Company NO.....
. 0140 ...	Nationwide	31-0900518	Nationwide Fund Management LLC DE.....NIA.....	NFS Distributors, Inc.	Ownership.....	100.000 ...	Nationwide Mutual Insurance Company NO.....
. 0140 ...	Nationwide	23760	31-4425763	Nationwide General Insurance Company OH.....IA.....	Nationwide Mutual Insurance Company	Ownership.....	100.000 ...	Nationwide Mutual Insurance Company NO.....
. 0140 ...	Nationwide	10070	31-1399201	Nationwide Indemnity Company OH.....IA.....	Nationwide Mutual Insurance Company	Ownership.....	100.000 ...	Nationwide Mutual Insurance Company NO.....
. 0140 ...	Nationwide	25453	95-2130882	Nationwide Insurance Company of America OH.....IA.....	Nationwide Mutual Insurance Company	Ownership.....	100.000 ...	Nationwide Mutual Insurance Company NO.....

ANNUAL STATEMENT FOR THE YEAR 2024 OF THE NATIONWIDE ASSURANCE COMPANY

SCHEDULE Y

PART 1A - DETAIL OF INSURANCE HOLDING COMPANY SYSTEM

1	2	3	4	5	6	7	8	9	10	11	12	13	14	15	16
Group Code	Group Name	NAIC Company Code	ID Number	Federal RSSD	CIK	Name of Securities Exchange if Publicly Traded (U.S. or International)	Names of Parent, Subsidiaries Or Affiliates	Domi-ciliary Location	Relation-ship to Reporting Entity	Directly Controlled by (Name of Entity/Person)	Type of Control (Ownership, Board, Management, Attorney-in-Fact, Influence, Other)	If Control is Ownership Provide Percentage	Ultimate Controlling Entity(ies)/Person(s)	Is an SCA Filing Re-quired? (Yes/No)	*
. 0140 ...	Nationwide	10948	31-1613686	Nationwide Insurance Company of Florida OH..... IA.....	Nationwide Mutual Insurance Company	Ownership.....	100.000 ...	Nationwide Mutual Insurance Company NO.....
. 0140 ...	Nationwide	41-2206199	Nationwide Investment Advisors, LLC OH..... NIA.....	Nationwide Life Insurance Company	Ownership.....	100.000 ...	Nationwide Mutual Insurance Company NO.....
. 0140 ...	Nationwide	73-0988442	Nationwide Investment Services Corporation OK..... NIA.....	Nationwide Life Insurance Company	Ownership.....	100.000 ...	Nationwide Mutual Insurance Company YES.....
.....	Nationwide Life and Annuity Insurance Company
. 0140 ...	Nationwide	92657	31-1000740	Nationwide Life Insurance Company OH..... IA.....	Nationwide Life Insurance Company	Ownership.....	100.000 ...	Nationwide Mutual Insurance Company NO.....
. 0140 ...	Nationwide	66869	31-4156830	Nationwide Financial Services, Inc. OH..... IA.....	Nationwide Financial Services, Inc.	Ownership.....	100.000 ...	Nationwide Mutual Insurance Company NO.....
. 0140 ...	Nationwide	54-2113175	Nationwide Life Tax Credit Partners 2003-A, LLC OH..... OTH.....	Nationwide Life Insurance Company	Other.....	0.010 ...	Nationwide Mutual Insurance Company NO..... 1
. 0140 ...	Nationwide	58-2672725	Nationwide Life Tax Credit Partners 2003-B, LLC OH..... OTH.....	Nationwide Life Insurance Company	Other.....	0.010 ...	Nationwide Mutual Insurance Company NO..... 1
. 0140 ...	Nationwide	20-0382144	Nationwide Life Tax Credit Partners 2004-A, LLC OH..... OTH.....	Nationwide Life Insurance Company	Other.....	0.010 ...	Nationwide Mutual Insurance Company NO..... 1
. 0140 ...	Nationwide	20-1918935	Nationwide Life Tax Credit Partners 2004-F, LLC OH..... OTH.....	Nationwide Life Insurance Company	Other.....	0.010 ...	Nationwide Mutual Insurance Company NO..... 1
. 0140 ...	Nationwide	20-2303694	Nationwide Life Tax Credit Partners 2005-A, LLC OH..... OTH.....	Nationwide Life Insurance Company	Other.....	0.010 ...	Nationwide Mutual Insurance Company NO..... 1
. 0140 ...	Nationwide	20-2303602	Nationwide Life Tax Credit Partners 2005-B, LLC OH..... OTH.....	Nationwide Life Insurance Company	Other.....	0.010 ...	Nationwide Mutual Insurance Company NO..... 1
. 0140 ...	Nationwide	20-2303602	Nationwide Life Tax Credit Partners 2009-I, LLC OH..... OTH.....	Nationwide Life Insurance Company	Other.....	0.010 ...	Nationwide Mutual Insurance Company NO..... 1
. 0140 ...	Nationwide	27-1362364	Nationwide Sales Solutions, Inc. (fka
.....	Nationwide Member Solutions Agency Inc.) IA..... NIA.....	Nationwide Mutual Insurance Company	Ownership.....	100.000 ...	Nationwide Mutual Insurance Company NO.....
. 0140 ...	Nationwide	75-3191025	Nationwide Mutual Capital, LLC OH..... NIA.....	Nationwide Mutual Insurance Company	Ownership.....	100.000 ...	Nationwide Mutual Insurance Company NO.....
. 0140 ...	Nationwide	23787	31-4177100	Nationwide Mutual Insurance Company OH..... UDP.....	Other non-Nationwide	Ownership.....	0.000 ...	Other non-Nationwide NO.....
. 0140 ...	Nationwide	34-2012765	Nationwide Private Equity Fund, LLC OH..... NIA.....	Nationwide Mutual Insurance Company	Ownership.....	100.000 ...	Nationwide Mutual Insurance Company NO.....
.....	Nationwide Property and Casualty Insurance Company
. 0140 ...	Nationwide	37877	31-0970750	Nationwide Realty Investors, Ltd. OH..... IA.....	Nationwide Mutual Insurance Company	Ownership.....	100.000 ...	Nationwide Mutual Insurance Company NO.....
. 0140 ...	Nationwide	31-1486309	Nationwide Realty Investors, Ltd. OH..... NIA.....	Nationwide Mutual Insurance Company	Ownership.....	97.120 ...	Nationwide Mutual Insurance Company NO.....
. 0140 ...	Nationwide	31-1486309	Nationwide Realty Investors, Ltd. OH..... NIA.....	Nationwide Indemnity Company	Ownership.....	2.880 ...	Nationwide Mutual Insurance Company NO.....
. 0140 ...	Nationwide	31-1486309	Nationwide Realty Management, LLC OH..... NIA.....	Nationwide Realty Investors, Ltd.	Ownership.....	100.000 ...	Nationwide Mutual Insurance Company NO.....
. 0140 ...	Nationwide	Nationwide Realty Services, Ltd. OH..... NIA.....	Nationwide Mutual Insurance Company	Ownership.....	100.000 ...	Nationwide Mutual Insurance Company NO.....
. 0140 ...	Nationwide	73-0948330	Nationwide Retirement Solutions, Inc. DE..... NIA.....	NFS Distributors, Inc.	Ownership.....	100.000 ...	Nationwide Mutual Insurance Company NO.....
.....	Nationwide Life and Annuity Insurance Company
. 0140 ...	Nationwide	83-2250056	Nationwide SBL, LLC OH..... NIA.....	Nationwide Mutual Insurance Company	Ownership.....	100.000 ...	Nationwide Mutual Insurance Company NO.....
. 0140 ...	Nationwide	36-2434406	Nationwide Securities, LLC OH..... NIA.....	NFS Distributors, Inc.	Ownership.....	100.000 ...	Nationwide Mutual Insurance Company NO.....
. 0140 ...	Nationwide	46-1952215	Nationwide Tax Credit Partners 2013-A, LLC OH..... OTH.....	Nationwide Life Insurance Company	Other.....	0.010 ...	Nationwide Mutual Insurance Company NO..... 1
. 0140 ...	Nationwide	46-1971926	Nationwide Tax Credit Partners 2013-B, LLC OH..... OTH.....	Nationwide Life Insurance Company	Other.....	0.010 ...	Nationwide Mutual Insurance Company NO..... 1
. 0140 ...	Nationwide	31-1592130 ..	2729677	Nationwide Trust Company, FSB US..... NIA.....	Nationwide Financial Services, Inc.	Ownership.....	100.000 ...	Nationwide Mutual Insurance Company NO.....
. 0140 ...	Nationwide	20-5976272	Nationwide Ventures, LLC OH..... NIA.....	Nationwide Mutual Insurance Company	Ownership.....	100.000 ...	Nationwide Mutual Insurance Company NO.....
. 0140 ...	Nationwide	31-0871532	NBS Insurance Agency, Inc. OH..... IA.....	Nationwide Mutual Insurance Company	Ownership.....	100.000 ...	Nationwide Mutual Insurance Company NO.....
. 0140 ...	Nationwide	85-4193218	NCS Arizona, LLC OH..... NIA.....	Nationwide Mutual Insurance Company	Ownership.....	100.000 ...	Nationwide Mutual Insurance Company NO.....
. 0140 ...	Nationwide	11-3651828	ND La Quinta Partners, LLC DE..... NIA.....	Nationwide Realty Investors, Ltd.	Ownership.....	95.000 ...	Nationwide Mutual Insurance Company NO.....
. 0140 ...	Nationwide	31-1630871	NFS Distributors, Inc. DE..... NIA.....	Nationwide Financial Services, Inc.	Ownership.....	100.000 ...	Nationwide Mutual Insurance Company NO.....
.....	Nationwide Life and Annuity Insurance Company
. 0140 ...	Nationwide	93-4557312	NLAIC REO Holdings, LLC OH..... NIA.....	Nationwide Mutual Insurance Company	Ownership.....	100.000 ...	Nationwide Mutual Insurance Company NO.....
. 0140 ...	Nationwide	82-5195340	NLIC REO Holdings, LLC OH..... NIA.....	Nationwide Life Insurance Company	Ownership.....	100.000 ...	Nationwide Mutual Insurance Company NO.....
. 0140 ...	Nationwide	82-5194959	NMIC REO Holdings, LLC OH..... NIA.....	Nationwide Mutual Insurance Company	Ownership.....	100.000 ...	Nationwide Mutual Insurance Company NO.....
. 0140 ...	Nationwide	46-3762545	NNOV8, LLC OH..... NIA.....	Nationwide Mutual Insurance Company	Ownership.....	100.000 ...	Nationwide Mutual Insurance Company NO.....
. 0140 ...	Nationwide	20-4939866	North of Third, LLC OH..... NIA.....	NRI Equity Land Investments, LLC	Ownership.....	100.000 ...	Nationwide Mutual Insurance Company NO.....
. 0140 ...	Nationwide	31-1486309	NRI Arena, LLC OH..... NIA.....	Nationwide Realty Investors, Ltd.	Ownership.....	100.000 ...	Nationwide Mutual Insurance Company NO.....
. 0140 ...	Nationwide	31-1486309	NRI Brookside, LLC OH..... NIA.....	Nationwide Realty Investors, Ltd.	Ownership.....	100.000 ...	Nationwide Mutual Insurance Company NO.....

ANNUAL STATEMENT FOR THE YEAR 2024 OF THE NATIONWIDE ASSURANCE COMPANY

SCHEDULE Y
PART 1A - DETAIL OF INSURANCE HOLDING COMPANY SYSTEM

1	2	3	4	5	6	7	8	9	10	11	12	13	14	15	16
Group Code	Group Name	NAIC Company Code	ID Number	Federal RSSD	CIK	Name of Securities Exchange if Publicly Traded (U.S. or International)	Names of Parent, Subsidiaries Or Affiliates	Domi-ciliary Location	Relation-ship to Reporting Entity	Directly Controlled by (Name of Entity/Person)	Type of Control (Ownership, Board, Management, Attorney-in-Fact, Influence, Other)	If Control is Owner-ship Provide Percen-tage	Ultimate Controlling Entity(ies)/Person(s)	Is an SCA Filing Re-quired? (Yes/No)	*
. 0140 ...	Nationwide	31-1486309	NRI Builders, LLC OH.....	NIA.....	Nationwide Realty Investors, Ltd.	Ownership.....	100.000 ...	Nationwide Mutual Insurance Company NO.....
. 0140 ...	Nationwide	31-1486309	NRI Cavasson, LLC OH.....	NIA.....	Nationwide Realty Investors, Ltd.	Ownership.....	100.000 ...	Nationwide Mutual Insurance Company NO.....
. 0140 ...	Nationwide	31-1486309	NRI Corporate Housing, LLC OH.....	NIA.....	Nationwide Realty Investors, Ltd.	Ownership.....	100.000 ...	Nationwide Mutual Insurance Company NO.....
. 0140 ...	Nationwide	31-1486309	NRI Cramer Creek, LLC OH.....	NIA.....	Nationwide Realty Investors, Ltd.	Ownership.....	100.000 ...	Nationwide Mutual Insurance Company NO.....
. 0140 ...	Nationwide	20-4939866	NRI Equity Land Investments, LLC OH.....	NIA.....	Nationwide Realty Investors, Ltd.	Ownership.....	80.000 ...	Nationwide Mutual Insurance Company NO.....
. 0140 ...	Nationwide	26-0212217	NRI Equity Tampa, LLC OH.....	NIA.....	Nationwide Realty Investors, Ltd.	Ownership.....	100.000 ...	Nationwide Mutual Insurance Company NO.....
. 0140 ...	Nationwide	31-1486309	NRI Office Ventures, Ltd OH.....	NIA.....	Nationwide Realty Investors, Ltd.	Ownership.....	100.000 ...	Nationwide Mutual Insurance Company NO.....
. 0140 ...	Nationwide	31-1580283	NRI Telecom, LLC OH.....	NIA.....	NID Investments, LLC	Ownership.....	100.000 ...	Nationwide Mutual Insurance Company NO.....
. 0140 ...	Nationwide	31-1486309	NRI-Rivulon, LLC OH.....	NIA.....	Nationwide Realty Investors, Ltd.	Ownership.....	100.000 ...	Nationwide Mutual Insurance Company NO.....
. 0140 ...	Nationwide	90-0729552	NTCIF-2011, LLC OH.....	NIA.....	Nationwide Mutual Insurance Company	Ownership.....	100.000 ...	Nationwide Mutual Insurance Company NO.....
. 0140 ...	Nationwide	27-4700627	NTCP 2011-A, LLC OH.....	OTH.....	Nationwide Life Insurance Company	Other.....	0.010 ...	Nationwide Mutual Insurance Company NO.....	1
. 0140 ...	Nationwide	46-0741029	NTCP 2012-A, LLC OH.....	OTH.....	Nationwide Life Insurance Company	Other.....	0.010 ...	Nationwide Mutual Insurance Company NO.....	1
. 0140 ...	Nationwide	46-3309896	NTCP 2013-C, LLC OH.....	OTH.....	Nationwide Life Insurance Company	Other.....	0.010 ...	Nationwide Mutual Insurance Company NO.....	1
. 0140 ...	Nationwide	46-4111078	NTCP 2014-A, LLC OH.....	OTH.....	Nationwide Life Insurance Company	Other.....	0.010 ...	Nationwide Mutual Insurance Company NO.....	1
. 0140 ...	Nationwide	47-1404116	NTCP 2014-B, LLC OH.....	OTH.....	Nationwide Life Insurance Company	Other.....	0.010 ...	Nationwide Mutual Insurance Company NO.....	1
. 0140 ...	Nationwide	47-1413242	NTCP 2014-C, LLC OH.....	NIA.....	Nationwide Life Insurance Company	Ownership.....	100.000 ...	Nationwide Mutual Insurance Company NO.....
. 0140 ...	Nationwide	47-3908345	NTCP 2015-A, LLC OH.....	OTH.....	Nationwide Life Insurance Company	Other.....	0.010 ...	Nationwide Mutual Insurance Company NO.....	1
. 0140 ...	Nationwide	47-4148470	NTCP 2015-B, LLC OH.....	OTH.....	Nationwide Life Insurance Company	Other.....	0.010 ...	Nationwide Mutual Insurance Company NO.....	1
. 0140 ...	Nationwide	81-3836925	NTCP 2016-A, LLC OH.....	OTH.....	Nationwide Life Insurance Company	Other.....	0.010 ...	Nationwide Mutual Insurance Company NO.....	1
. 0140 ...	Nationwide	82-2015065	NTCP 2017-A, LLC OH.....	OTH.....	Nationwide Life Insurance Company	Other.....	0.010 ...	Nationwide Mutual Insurance Company NO.....	1
. 0140 ...	Nationwide	84-1969518	NW Fyrebyrd, LLC OH.....	NIA.....	NNOV8, LLC	Ownership.....	100.000 ...	Nationwide Mutual Insurance Company NO.....
. 0140 ...	Nationwide	85-3363961	NW Next, LLC OH.....	NIA.....	NNOV8, LLC	Ownership.....	100.000 ...	Nationwide Mutual Insurance Company NO.....
. 0140 ...	Nationwide	81-0936428	NW Private Debt, LLC OH.....	NIA.....	Nationwide Mutual Insurance Company	Ownership.....	100.000 ...	Nationwide Mutual Insurance Company NO.....
. 0140 ...	Nationwide	26-1903919	NW REI, LLC DE.....	NIA.....	Nationwide Mutual Insurance Company	Ownership.....	100.000 ...	Nationwide Mutual Insurance Company NO.....
. 0140 ...	Nationwide	92-1294202	NW-Adams, LLC OH.....	NIA.....	NW REI, LLC	Ownership.....	100.000 ...	Nationwide Mutual Insurance Company NO.....
. 0140 ...	Nationwide	92-1294202	NW-Aureum, LLC OH.....	NIA.....	NW REI (NLIC), LLC	Ownership.....	100.000 ...	Nationwide Mutual Insurance Company NO.....
. 0140 ...	Nationwide	92-2674633	NW-Brandon LLC OH.....	NIA.....	NW REI (NLIC), LLC	Ownership.....	100.000 ...	Nationwide Mutual Insurance Company NO.....
. 0140 ...	Nationwide	87-0847675	NW-Broadway at Surf, LLC OH.....	NIA.....	NMIC REO Holdings, LLC	Ownership.....	100.000 ...	Nationwide Mutual Insurance Company NO.....
. 0140 ...	Nationwide	88-2152576	NW-Colfax, LLC OH.....	NIA.....	NW REI (NLAIC), LLC	Ownership.....	100.000 ...	Nationwide Mutual Insurance Company NO.....
. 0140 ...	Nationwide	92-0292630	NW-Conroe, LLC OH.....	NIA.....	Nationwide Life Insurance Company	Ownership.....	100.000 ...	Nationwide Mutual Insurance Company NO.....
. 0140 ...	Nationwide	87-3648595	NW-Corazon, LLC OH.....	NIA.....	Nationwide Life Insurance Company	Ownership.....	100.000 ...	Nationwide Mutual Insurance Company NO.....
. 0140 ...	Nationwide	99-3065627	NW-Denton, LLC OH.....	NIA.....	NW REI, LLC	Ownership.....	100.000 ...	Nationwide Mutual Insurance Company NO.....
. 0140 ...	Nationwide	86-3529884	NW-Englewood, LLC OH.....	NIA.....	NW REI (NLIC), LLC	Ownership.....	100.000 ...	Nationwide Mutual Insurance Company NO.....
. 0140 ...	Nationwide	84-4388876	NW-Escalante, LLC OH.....	NIA.....	NW REI, LLC	Ownership.....	100.000 ...	Nationwide Mutual Insurance Company NO.....
. 0140 ...	Nationwide	86-1538532	NW-Escalante II, LLC OH.....	NIA.....	NW REI, LLC	Ownership.....	100.000 ...	Nationwide Mutual Insurance Company NO.....
. 0140 ...	Nationwide	92-3310596	NW-FSU, LLC OH.....	NIA.....	NW REI (NLIC), LLC	Ownership.....	100.000 ...	Nationwide Mutual Insurance Company NO.....
. 0140 ...	Nationwide	31-1580283	NWD 205 Vine, LLC OH.....	NIA.....	NWD Investments, LLC	Ownership.....	100.000 ...	Nationwide Mutual Insurance Company NO.....
. 0140 ...	Nationwide	31-1580283	NWD 225 Nationwide, LLC OH.....	NIA.....	NWD Investments, LLC	Ownership.....	100.000 ...	Nationwide Mutual Insurance Company NO.....
. 0140 ...	Nationwide	31-1580283	NWD 230 West, LLC OH.....	NIA.....	NWD Investments, LLC	Ownership.....	100.000 ...	Nationwide Mutual Insurance Company NO.....
. 0140 ...	Nationwide	31-1580283	NWD 240 Nationwide, LLC OH.....	NIA.....	NWD Investments, LLC	Ownership.....	100.000 ...	Nationwide Mutual Insurance Company NO.....
. 0140 ...	Nationwide	31-1580283	NWD 250 Brodbelt, LLC OH.....	NIA.....	NWD Investments, LLC	Ownership.....	100.000 ...	Nationwide Mutual Insurance Company NO.....
. 0140 ...	Nationwide	31-1580283	NWD 250 West, LLC OH.....	NIA.....	NWD Investments, LLC	Ownership.....	100.000 ...	Nationwide Mutual Insurance Company NO.....
. 0140 ...	Nationwide	31-1580283	NWD 265 Neil, LLC OH.....	NIA.....	NWD Investments, LLC	Ownership.....	100.000 ...	Nationwide Mutual Insurance Company NO.....
. 0140 ...	Nationwide	31-1580283	NWD 275 Marconi, LLC OH.....	NIA.....	NWD Investments, LLC	Ownership.....	100.000 ...	Nationwide Mutual Insurance Company NO.....
. 0140 ...	Nationwide	31-1580283	NWD 300 Neil, LLC OH.....	NIA.....	NWD Investments, LLC	Ownership.....	100.000 ...	Nationwide Mutual Insurance Company NO.....
. 0140 ...	Nationwide	31-1580283	NWD 300 Spring, LLC OH.....	NIA.....	NWD Investments, LLC	Ownership.....	100.000 ...	Nationwide Mutual Insurance Company NO.....
. 0140 ...	Nationwide	31-1580283	NWD 355 McConnell, LLC OH.....	NIA.....	NWD Investments, LLC	Ownership.....	100.000 ...	Nationwide Mutual Insurance Company NO.....
. 0140 ...	Nationwide	31-1580283	NWD 425 Nationwide, LLC OH.....	NIA.....	NWD Investments, LLC	Ownership.....	100.000 ...	Nationwide Mutual Insurance Company NO.....
. 0140 ...	Nationwide	31-1580283	NWD 500 Nationwide, LLC OH.....	NIA.....	NWD Investments, LLC	Ownership.....	100.000 ...	Nationwide Mutual Insurance Company NO.....

ANNUAL STATEMENT FOR THE YEAR 2024 OF THE NATIONWIDE ASSURANCE COMPANY

SCHEDULE Y
PART 1A - DETAIL OF INSURANCE HOLDING COMPANY SYSTEM

1	2	3	4	5	6	7	8	9	10	11	12 Type of Control (Ownership, Board, Management, Attorney-in-Fact, Influence, Other)	13 If Control is Owner- ship Provide Percen- tage	14 Ultimate Controlling Entity(ies)/Person(s)	15 Is an SCA Filing Re- quired? (Yes/No)	16 *
Group Code	Group Name	NAIC Company Code	ID Number	Federal RSSD	CIK	Name of Securities Exchange if Publicly Traded (U.S. or International)	Names of Parent, Subsidiaries Or Affiliates	Domi- ciliary Loca- tion	Relation- ship to Reporting Entity	Directly Controlled by (Name of Entity/Person)					
. 0140 ...	Nationwide	31-1580283	NWD Arena Crossing, LLC OH....	.. NIA.....	NWD Investments, LLC	Ownership.....	100.000 ...	Nationwide Mutual Insurance Company NO.....
. 0140 ...	Nationwide	31-1580283	NWD Arena District I, LLC OH....	.. NIA.....	NWD Investments, LLC	Ownership.....	100.000 ...	Nationwide Mutual Insurance Company NO.....
. 0140 ...	Nationwide	31-1580283	NWD Arena District II, LLC OH....	.. NIA.....	NWD Investments, LLC	Ownership.....	100.000 ...	Nationwide Mutual Insurance Company NO.....
. 0140 ...	Nationwide	31-1580283	NWD Arena District MM, LLC OH....	.. NIA.....	NWD Investments, LLC	Ownership.....	100.000 ...	Nationwide Mutual Insurance Company NO.....
. 0140 ...	Nationwide	31-1580283	NWD Arena District PW, LLC OH....	.. NIA.....	NWD Investments, LLC	Ownership.....	100.000 ...	Nationwide Mutual Insurance Company NO.....
. 0140 ...	Nationwide	31-1580283	NWD Arena District V, LLC OH....	.. NIA.....	NWD Investments, LLC	Ownership.....	100.000 ...	Nationwide Mutual Insurance Company NO.....
. 0140 ...	Nationwide	31-1580283	NWD Athletic Club, LLC OH....	.. NIA.....	NWD Investments, LLC	Ownership.....	100.000 ...	Nationwide Mutual Insurance Company NO.....
. 0140 ...	Nationwide	88-2975730	NW-Boise, LLC OH....	.. NIA.....	Nationwide Life Insurance Company	Ownership.....	100.000 ...	Nationwide Mutual Insurance Company NO.....
. 0140 ...	Nationwide	31-1580283	NWD Brodbelt, LLC OH....	.. NIA.....	NWD Investments, LLC	Ownership.....	100.000 ...	Nationwide Mutual Insurance Company NO.....
. 0140 ...	Nationwide	30-0876022	NWD Franklinton, LLC OH....	.. NIA.....	Nationwide Realty Investors, Ltd.	Ownership.....	80.000 ...	Nationwide Mutual Insurance Company NO.....
. 0140 ...	Nationwide	31-4118665	NWD HP, LLC OH....	.. NIA.....	NWD Investments, LLC	Ownership.....	75.000 ...	Nationwide Mutual Insurance Company NO.....
. 0140 ...	Nationwide	31-1580283	NWD Investments, LLC OH....	.. NIA.....	Nationwide Realty Investors, Ltd.	Ownership.....	80.000 ...	Nationwide Mutual Insurance Company NO.....
. 0140 ...	Nationwide	31-1486309	NWGH, LLC OH....	.. NIA.....	Nationwide Realty Investors, Ltd.	Ownership.....	75.000 ...	Nationwide Mutual Insurance Company NO.....
. 0140 ...	Nationwide	87-3124154	NW-Gallatin, LLC OH....	.. NIA.....	Nationwide Life Insurance Company	Ownership.....	100.000 ...	Nationwide Mutual Insurance Company NO.....
. 0140 ...	Nationwide	92-2943602	NW-Holly Springs, LLC OH....	.. NIA.....	Nationwide Mutual Insurance Company	Ownership.....	100.000 ...	Nationwide Mutual Insurance Company NO.....
. 0140 ...	Nationwide	86-2431839	NW-Hub13, LLC OH....	.. NIA.....	NW REI, LLC	Ownership.....	100.000 ...	Nationwide Mutual Insurance Company NO.....
. 0140 ...	Nationwide	92-3558072	NW-Huntersville, LLC OH....	.. NIA.....	NW REI, LLC	Ownership.....	100.000 ...	Nationwide Mutual Insurance Company NO.....
. 0140 ...	Nationwide	47-2482818	NW-Jasper WAG, LLC OH....	.. NIA.....	NW REI, LLC	Ownership.....	100.000 ...	Nationwide Mutual Insurance Company NO.....
. 0140 ...	Nationwide	87-3767006	NW-Kingsbury, LLC OH....	.. NIA.....	Nationwide Life Insurance Company	Ownership.....	100.000 ...	Nationwide Mutual Insurance Company NO.....
. 0140 ...	Nationwide	81-5146596	NW-Logan, LLC OH....	.. NIA.....	NW REI, LLC	Ownership.....	100.000 ...	Nationwide Mutual Insurance Company NO.....
. 0140 ...	Nationwide	87-1565013	NW-Midtown, LLC OH....	.. NIA.....	NW REI, LLC	Ownership.....	100.000 ...	Nationwide Mutual Insurance Company NO.....
. 0140 ...	Nationwide	88-2595124	NW-OG, LLC OH....	.. NIA.....	NW REI, LLC	Ownership.....	100.000 ...	Nationwide Mutual Insurance Company NO.....
. 0140 ...	Nationwide	83-2260477	NW-ORBD, LLC OH....	.. NIA.....	NW REI (NMFIC), LLC	Ownership.....	100.000 ...	Nationwide Mutual Insurance Company NO.....
. 0140 ...	Nationwide	93-1728625	NW-Pleasant Prairie, LLC OH....	.. NIA.....	NW REI (NLIC), LLC	Ownership.....	100.000 ...	Nationwide Mutual Insurance Company NO.....
. 0140 ...	Nationwide	47-2449044	NW-Promenade at Madison, LLC OH....	.. NIA.....	NW REI, LLC	Ownership.....	100.000 ...	Nationwide Mutual Insurance Company NO.....
. 0140 ...	Nationwide	87-1367836	NW-Rancho, LLC OH....	.. NIA.....	NW REI, LLC	Ownership.....	100.000 ...	Nationwide Mutual Insurance Company NO.....
. 0140 ...	Nationwide	88-1405151	NW-Riverchase, LLC OH....	.. NIA.....	Nationwide Life Insurance Company	Ownership.....	100.000 ...	Nationwide Mutual Insurance Company NO.....
. 0140 ...	Nationwide	86-3702669	NW-RPG Cranberry, LLC OH....	.. NIA.....	NW REI, LLC	Ownership.....	100.000 ...	Nationwide Mutual Insurance Company NO.....
. 0140 ...	Nationwide	87-3273918	NW-San Marco, LLC OH....	.. NIA.....	Nationwide Life Insurance Company	Ownership.....	100.000 ...	Nationwide Mutual Insurance Company NO.....
. 0140 ...	Nationwide	87-3289289	NW-San Pablo, LLC OH....	.. NIA.....	NW REI, LLC	Ownership.....	100.000 ...	Nationwide Mutual Insurance Company NO.....
. 0140 ...	Nationwide	81-3212025	NW-Springfield, LLC OH....	.. NIA.....	NW REI, LLC	Ownership.....	100.000 ...	Nationwide Mutual Insurance Company NO.....
. 0140 ...	Nationwide	93-2022585	NW-Spring Hill, LLC OH....	.. NIA.....	NW REI, LLC	Ownership.....	100.000 ...	Nationwide Mutual Insurance Company NO.....
. 0140 ...	Nationwide	92-2878794	NW-SR-16, LLC OH....	.. NIA.....	NW REI, LLC	Ownership.....	100.000 ...	Nationwide Mutual Insurance Company NO.....
. 0140 ...	Nationwide	92-0677233	NW-UNCC, LLC OH....	.. NIA.....	NW REI (NLIC), LLC	Ownership.....	100.000 ...	Nationwide Mutual Insurance Company NO.....
. 0140 ...	Nationwide	81-1603024	NW REI (NLAIC), LLC OH....	.. NIA.....	Nationwide Life and Annuity Insurance Company	Ownership.....	100.000 ...	Nationwide Mutual Insurance Company NO.....
. 0140 ...	Nationwide	81-1619428	NW REI (NLIC), LLC OH....	.. NIA.....	Nationwide Life Insurance Company	Ownership.....	100.000 ...	Nationwide Mutual Insurance Company NO.....
. 0140 ...	Nationwide	81-1861190	NW REI (NMIC), LLC OH....	.. NIA.....	Nationwide Mutual Insurance Company	Ownership.....	100.000 ...	Nationwide Mutual Insurance Company NO.....
. 0140 ...	Nationwide	31-0947092	OCH Company, LLC OH....	.. NIA.....	Nationwide Realty Investors, Ltd.	Ownership.....	100.000 ...	Nationwide Mutual Insurance Company NO.....
.....	26-0263012	Old Track Street Owners Association, Inc. OH....	.. OTH.....	Other non-Nationwide	Other.....	0.000 ...	Other non-Nationwide NO.....	2
. 0140 ...	Nationwide ...	13999	27-1712056	Olentangy Reinsurance, LLC VT....	.. IA.....	Company	Ownership.....	100.000 ...	Nationwide Mutual Insurance Company NO.....
. 0140 ...	Nationwide	31-1486309	Perimeter A, Ltd. OH....	.. NIA.....	Nationwide Realty Investors, Ltd.	Ownership.....	100.000 ...	Nationwide Mutual Insurance Company NO.....
. 0140 ...	Nationwide	20-4939866	Rail Street Parking, LLC OH....	.. NIA.....	NRI Equity Land Investments, LLC	Ownership.....	100.000 ...	Nationwide Mutual Insurance Company NO.....
.....	Registered Investment Advisors Services, Inc.
. 0140 ...	Nationwide	75-2938844 TX....	.. NIA.....	Nationwide Financial Services, Inc.	Ownership.....	100.000 ...	Nationwide Mutual Insurance Company NO.....
. 0140 ...	Nationwide	82-0549218	Retention Alternatives Ltd. BMJ....	.. IA.....	Nationwide Mutual Insurance Company	Ownership.....	100.000 ...	Nationwide Mutual Insurance Company NO.....
. 0140 ...	Nationwide ...	15580	31-1117969	Scottsdale Indemnity Company OH....	.. IA.....	Nationwide Mutual Insurance Company	Ownership.....	100.000 ...	Nationwide Mutual Insurance Company NO.....
. 0140 ...	Nationwide ...	41297	31-1024978	Scottsdale Insurance Company OH....	.. IA.....	Nationwide Mutual Insurance Company	Ownership.....	100.000 ...	Nationwide Mutual Insurance Company NO.....

ANNUAL STATEMENT FOR THE YEAR 2024 OF THE NATIONWIDE ASSURANCE COMPANY

SCHEDULE Y
PART 1A - DETAIL OF INSURANCE HOLDING COMPANY SYSTEM

1	2	3	4	5	6	7	8	9	10	11	12	13	14	15	16
Group Code	Group Name	NAIC Company Code	ID Number	Federal RSSD	CIK	Name of Securities Exchange if Publicly Traded (U.S. or International)	Names of Parent, Subsidiaries Or Affiliates	Domi-ciliary Loca-tion	Relation-ship to Reporting Entity	Directly Controlled by (Name of Entity/Person)	Type of Control (Ownership, Board, Management, Attorney-in-Fact, Influence, Other)	If Control is Owner-ship Provide Percen-tage	Ultimate Controlling Entity(ies)/Person(s)	Is an SCA Filing Re-quired? (Yes/No)	*
. 0140 ...	Nationwide 10672	86-0835870	Scottsdale Surplus Lines Insurance Company AZ..... IA.....	Scottsdale Insurance Company	Ownership.....	100.000 ...	Nationwide Mutual Insurance Company NO.....
. 0140 ...	Nationwide 31-1610040 ..	31-1610040	The Waterfront Partners, LLC OH..... NIA.....	Nationwide Realty Investors, Ltd.	Ownership.....	50.000 ...	Nationwide Mutual Insurance Company NO.....
. 0140 ...	Nationwide 36269	86-0619597	Titan Insurance Company MI..... IA.....	Nationwide Mutual Insurance Company	Ownership.....	100.000 ...	Nationwide Mutual Insurance Company NO.....
. 0140 ...	Nationwide 75-1284530 ..	75-1284530	Titan Insurance Services, Inc. TX..... IA.....	Nationwide Mutual Insurance Company	Ownership.....	100.000 ...	Nationwide Mutual Insurance Company NO.....
. 0140 ...	Nationwide 33-0160222 ..	33-0160222	V.P.I. Services, Inc. CA..... IA.....	Veterinary Pet Insurance Company	Ownership.....	100.000 ...	Nationwide Mutual Insurance Company NO.....
. 0140 ...	Nationwide 42285	95-3750113	Veterinary Pet Insurance Company OH..... IA.....	Scottsdale Insurance Company	Ownership.....	100.000 ...	Nationwide Mutual Insurance Company NO.....
. 0140 ...	Nationwide 42889	34-1394913	Victoria Fire & Casualty Company OH..... IA.....	Nationwide Mutual Insurance Company	Ownership.....	100.000 ...	Nationwide Mutual Insurance Company NO.....
. 0140 ...	Nationwide 10105	34-1777972	Victoria Select Insurance Company OH..... IA.....	Victoria Fire & Casualty Insurance Company	Ownership.....	100.000 ...	Nationwide Mutual Insurance Company NO.....

Asterisk	Explanation
1	Nationwide retains management responsibility for these entities, despite a minority ownership stake.
2	Other ownership indicates a non-ownership circumstance by a Nationwide entity.

66

66

66

66

SCHEDULE Y

PART 2 - SUMMARY OF INSURER’S TRANSACTIONS WITH ANY AFFILIATES

1	2	3	4	5	6	7	8	9	10	11	12	13
NAIC Company Code	ID Number	Names of Insurers and Parent, Subsidiaries or Affiliates	Shareholder Dividends	Capital Contributions	Purchases, Sales or Exchanges of Loans, Securities, Real Estate, Mortgage Loans or Other Investments	Income/ (Disbursements) Incurred in Connection with Guarantees or Undertakings for the Benefit of any Affiliate(s)	Management Agreements and Service Contracts	Income/ (Disbursements) Incurred Under Reinsurance Agreements	*	Any Other Material Activity Not in the Ordinary Course of the Insurer's Business	Totals	Reinsurance Recoverable/ (Payable) on Losses and/or Reserve Credit Taken/(Liability)
.....	26-1903919	NW REI, LLC 41,783,657 41,783,657
.....	82-4282099	OYS Fund, LLC 749,778 749,778
.....	20-1169305	Prisma Polyphony Fund, LLC 2,065,000 2,065,000
..... 15580	31-1117969	Scottsdale Indemnity Company 554,660,756
..... 41297	31-1024978	Scottsdale Insurance Company	* 5,318,400,771
..... 10672	86-0835870	Scottsdale Surplus Lines Insurance Company 79,306,381
..... 36269	86-0619597	Titan Insurance Company (11,479)
..... 42285	95-3750113	Veterinary Pet Insurance Company (818,036)	* (818,036) 153,865,640
..... 42889	34-1394913	Victoria Fire & Casualty Company	* 1,768,723
..... 10105	34-1777972	Victoria Select Insurance Company 312,864
9999999 Control Totals									XXX			

ANNUAL STATEMENT FOR THE YEAR 2024 OF THE NATIONWIDE ASSURANCE COMPANY

SCHEDULE Y

PART 3 - ULTIMATE CONTROLLING PARTY AND LISTING OF OTHER U.S. INSURANCE GROUPS OR ENTITIES UNDER THAT ULTIMATE CONTROLLING PARTY'S CONTROL

1	2	3	4	5	6	7	8
		Ownership Percentage Column 2 of Column 1	Granted Disclaimer of Control/ Affiliation of Column 2 Over Column 1 (Yes/No)			Ownership Percentage (Column 5 of Column 6)	Granted Disclaimer of Control/ Affiliation of Column 5 Over Column 6 (Yes/No)
Insurers in Holding Company	Owners with Greater Than 10% Ownership			Ultimate Controlling Party	U.S. Insurance Groups or Entities Controlled by Column 5		
Allied Insurance Company of America	Nationwide Mutual Insurance Company	100.000	NO.....	Nationwide Mutual Insurance Company	Nationwide	100.000	NO.....
Allied Property & Casualty Insurance Company	Nationwide Mutual Insurance Company	100.000	NO.....	Nationwide Mutual Insurance Company	Nationwide	100.000	NO.....
AMCO Insurance Company	Nationwide Mutual Insurance Company	100.000	NO.....	Nationwide Mutual Insurance Company	Nationwide	100.000	NO.....
Colonial County Mutual Insurance Company	Lone Star General Agency, Inc.	100.000	NO.....	Nationwide Mutual Insurance Company	Nationwide	100.000	NO.....
Crestbrook Insurance Company	Nationwide Mutual Insurance Company	100.000	NO.....	Nationwide Mutual Insurance Company	Nationwide	100.000	NO.....
Depositors Insurance Company	Nationwide Mutual Insurance Company	100.000	NO.....	Nationwide Mutual Insurance Company	Nationwide	100.000	NO.....
Eagle Captive Reinsurance, LLC	Nationwide Life Insurance Company	100.000	NO.....	Nationwide Mutual Insurance Company	Nationwide	100.000	NO.....
Freedom Specialty Insurance Company	Scottsdale Insurance Company	100.000	NO.....	Nationwide Mutual Insurance Company	Nationwide	100.000	NO.....
Harleysville Insurance Company	Nationwide Mutual Insurance Company	100.000	NO.....	Nationwide Mutual Insurance Company	Nationwide	100.000	NO.....
Harleysville Insurance Company of New Jersey	Nationwide Mutual Insurance Company	100.000	NO.....	Nationwide Mutual Insurance Company	Nationwide	100.000	NO.....
Harleysville Insurance Company of New York	Nationwide Mutual Insurance Company	100.000	NO.....	Nationwide Mutual Insurance Company	Nationwide	100.000	NO.....
Harleysville Preferred Insurance Company	Nationwide Mutual Insurance Company	100.000	NO.....	Nationwide Mutual Insurance Company	Nationwide	100.000	NO.....
Harleysville Worcester Insurance Company	Nationwide Mutual Insurance Company	100.000	NO.....	Nationwide Mutual Insurance Company	Nationwide	100.000	NO.....
Jefferson National Life Insurance Company	Nationwide Life Insurance Company	100.000	NO.....	Nationwide Mutual Insurance Company	Nationwide	100.000	NO.....
Jefferson National Life Insurance Company of New York	Jefferson National Life Insurance Company	100.000	NO.....	Nationwide Mutual Insurance Company	Nationwide	100.000	NO.....
National Casualty Company	Nationwide Mutual Insurance Company	100.000	NO.....	Nationwide Mutual Insurance Company	Nationwide	100.000	NO.....
Nationwide Affinity Insurance Company of America ...	Nationwide Mutual Insurance Company	100.000	NO.....	Nationwide Mutual Insurance Company	Nationwide	100.000	NO.....
Nationwide Agribusiness Insurance Company	Nationwide Mutual Insurance Company	100.000	NO.....	Nationwide Mutual Insurance Company	Nationwide	100.000	NO.....
Nationwide Assurance Company	Nationwide Mutual Insurance Company	100.000	NO.....	Nationwide Mutual Insurance Company	Nationwide	100.000	NO.....
Nationwide General Insurance Company	Nationwide Mutual Insurance Company	100.000	NO.....	Nationwide Mutual Insurance Company	Nationwide	100.000	NO.....
Nationwide Indemnity Company	Nationwide Mutual Insurance Company	100.000	NO.....	Nationwide Mutual Insurance Company	Nationwide	100.000	NO.....
Nationwide Insurance Company of America	Nationwide Mutual Insurance Company	100.000	NO.....	Nationwide Mutual Insurance Company	Nationwide	100.000	NO.....
Nationwide Insurance Company of Florida	Nationwide Mutual Insurance Company	100.000	NO.....	Nationwide Mutual Insurance Company	Nationwide	100.000	NO.....
Nationwide Life and Annuity Insurance Company	Nationwide Life Insurance Company	100.000	NO.....	Nationwide Mutual Insurance Company	Nationwide	100.000	NO.....
Nationwide Life Insurance Company	Nationwide Financial Services, Inc.	100.000	NO.....	Nationwide Mutual Insurance Company	Nationwide	100.000	NO.....
Nationwide Mutual Insurance Company	n/a			Nationwide Mutual Insurance Company	Nationwide		NO.....
Nationwide Property & Casualty Insurance Company ...	Nationwide Mutual Insurance Company	100.000	NO.....	Nationwide Mutual Insurance Company	Nationwide	100.000	NO.....
Olentangy Reinsurance, LLC	Nationwide Life and Annuity Insurance Company	100.000	NO.....	Nationwide Mutual Insurance Company	Nationwide	100.000	NO.....
Scottsdale Indemnity Company	Nationwide Mutual Insurance Company	100.000	NO.....	Nationwide Mutual Insurance Company	Nationwide	100.000	NO.....
Scottsdale Insurance Company	Nationwide Mutual Insurance Company	100.000	NO.....	Nationwide Mutual Insurance Company	Nationwide	100.000	NO.....
Scottsdale Surplus Lines Insurance Company	Scottsdale Insurance Company	100.000	NO.....	Nationwide Mutual Insurance Company	Nationwide	100.000	NO.....
Titan Insurance Company	Nationwide Mutual Insurance Company	100.000	NO.....	Nationwide Mutual Insurance Company	Nationwide	100.000	NO.....
Veterinary Pet Insurance Company	Scottsdale Insurance Company	100.000	NO.....	Nationwide Mutual Insurance Company	Nationwide	100.000	NO.....
Victoria Fire & Casualty Company	Nationwide Mutual Insurance Company	100.000	NO.....	Nationwide Mutual Insurance Company	Nationwide	100.000	NO.....
Victoria Select Insurance Company	Victoria Fire & Casualty Company	100.000	NO.....	Nationwide Mutual Insurance Company	Nationwide	100.000	NO.....

ANNUAL STATEMENT FOR THE YEAR 2024 OF THE NATIONWIDE ASSURANCE COMPANY

SUPPLEMENTAL EXHIBITS AND SCHEDULES INTERROGATORIES

REQUIRED FILINGS

The following supplemental reports are required to be filed as part of your statement filing unless specifically waived by the domiciliary state. However, in the event that your domiciliary state waives the filing requirement, your response of **WAIVED** to the specific interrogatory will be accepted in lieu of filing a “NONE” report and a bar code will be printed below. If the supplement is required of your company but is not being filed for whatever reason enter **SEE EXPLANATION** and provide an explanation following the interrogatory questions.



		Responses
MARCH FILING		
1.	Will an actuarial opinion be filed by March 1?	YES
2.	Will the Supplemental Compensation Exhibit be filed with the state of domicile by March 1?	YES
3.	Will the confidential Risk-based Capital Report be filed with the NAIC by March 1?.....	YES
4.	Will the confidential Risk-based Capital Report be filed with the state of domicile, if required by March 1?.....	YES
APRIL FILING		
5.	Will the Insurance Expense Exhibit be filed with the state of domicile and the NAIC by April 1?	YES
6.	Will Management’s Discussion and Analysis be filed by April 1?	YES
7.	Will the Supplemental Investment Risk Interrogatories be filed by April 1?	YES
MAY FILING		
8.	Will this company be included in a combined annual statement which is filed with the NAIC by May 1?	YES
JUNE FILING		
9.	Will an audited financial report be filed by June 1?	YES
10.	Will Accountant's Letter of Qualifications be filed with the state of domicile and electronically with the NAIC by June 1?	YES

SUPPLEMENTAL FILINGS

The following supplemental reports are required to be filed as part of your annual statement filing **if your company is engaged in the type of business covered by the supplement. However, in the event that your company does not transact the type of business for which the special report must be filed, your response of NO to the specific interrogatory will be accepted in lieu of filing a “NONE” report and a bar code will be printed below.** If the supplement is required of your company but is not being filed for whatever reason enter **SEE EXPLANATION** and provide an explanation following the interrogatory questions.















MARCH FILING		
11.	Will Schedule SIS (Stockholder Information Supplement) be filed with the state of domicile by March 1?	NO
12.	Will the Financial Guaranty Insurance Exhibit be filed by March 1?.....	NO
13.	Will the Medicare Supplement Insurance Experience Exhibit be filed with the state of domicile and the NAIC by March 1?.....	NO
14.	Will Supplement A to Schedule T (Medical Professional Liability Supplement) be filed by March 1?	NO
15.	Will the Trusteed Surplus Statement be filed with the state of domicile and the NAIC by March 1?	NO
16.	Will the Premiums Attributed to Protected Cells Exhibit be filed by March 1?	NO
17.	Will the Reinsurance Summary Supplemental Filing for General Interrogatory 9 be filed with the state of domicile and the NAIC by March 1? ...	NO
18.	Will the Medicare Part D Coverage Supplement be filed with the state of domicile and the NAIC by March 1?.....	NO
19.	Will the confidential Actuarial Opinion Summary be filed with the state of domicile, if required, by March 15 (or the date otherwise specified)?..	YES
20.	Will the Reinsurance Attestation Supplement be filed with the state of domicile and the NAIC by March 1?	YES
21.	Will the Exceptions to the Reinsurance Attestation Supplement be filed with the state of domicile by March 1?	NO
22.	Will the Bail Bond Supplement be filed with the state of domicile and the NAIC by March 1?	NO
23.	Will the Director and Officer Insurance Coverage Supplement be filed with the state of domicile and the NAIC by March 1?	YES
24.	Will an approval from the reporting entity’s state of domicile for relief related to the five-year rotation requirement for lead audit partner be filed electronically with the NAIC by March 1?	NO
25.	Will an approval from the reporting entity’s state of domicile for relief related to the one-year cooling off period for independent CPA be filed electronically with the NAIC by March 1?	NO
26.	Will an approval from the reporting entity’s state of domicile for relief related to the Requirements for Audit Committees be filed electronically with the NAIC by March 1?.....	NO
27.	Will the Supplemental Schedule for Reinsurance Counterparty Reporting Exception - Asbestos and Pollution Contracts be filed with the state of domicile and the NAIC by March 1?.....	NO
28.	Will the Exhibit of Other Liabilities by Lines of Business be filed with the state of domicile and the NAIC by March 1?.....	YES
29.	Will the Market Conduct Annual Statement (MCAS) Premium Exhibit for Year be filed with appropriate jurisdictions and with the NAIC by March 1?.....	NO
APRIL FILING		
30.	Will the Credit Insurance Experience Exhibit be filed with the state of domicile and the NAIC by April 1?	NO
31.	Will the Long-term Care Experience Reporting Forms be filed with the state of domicile and the NAIC by April 1?	NO
32.	Will the Accident and Health Policy Experience Exhibit be filed by April 1?	NO
33.	Will the Supplemental Health Care Exhibit (Parts 1 and 2) be filed with the state of domicile and the NAIC by April 1?	NO
34.	Will the Cybersecurity Insurance Coverage Supplement be filed with the state of domicile and the NAIC by April 1?	YES
35.	Will the Life, Health & Annuity Guaranty Association Assessable Premium Exhibit - Parts 1 and 2 be filed with the state of domicile and the NAIC by April 1?	NO
36.	Will the Private Flood Insurance Supplement be filed with the state of domicile and the NAIC by April 1?	YES
37.	Will the Mortgage Guaranty Insurance Exhibit be filed with the state of domicile and the NAIC by April 1?	NO
AUGUST FILING		
38.	Will Management’s Report of Internal Control Over Financial Reporting be filed with the state of domicile by August 1?	YES
Explanations:		
11.		
12.		
13.		
14.		
15.		
16.		
17.		
18.		
21.		
22.		
24.		
25.		
26.		
27.		
29.		
30.		
31.		
32.		
33.		
35.		
37.		

Bar Codes:

11.	SIS Stockholder Information Supplement [Document Identifier 420]	
12.	Financial Guaranty Insurance Exhibit [Document Identifier 240]	
13.	Medicare Supplement Insurance Experience Exhibit [Document Identifier 360]	
14.	Supplement A to Schedule T [Document Identifier 455]	
15.	Trusteed Surplus Statement [Document Identifier 490]	
16.	Premiums Attributed to Protected Cells Exhibit [Document Identifier 385]	
17.	Reinsurance Summary Supplemental Filing [Document Identifier 401]	

ANNUAL STATEMENT FOR THE YEAR 2024 OF THE NATIONWIDE ASSURANCE COMPANY

SUPPLEMENTAL EXHIBITS AND SCHEDULES INTERROGATORIES

18.	Medicare Part D Coverage Supplement [Document Identifier 365]	 1 0 7 2 3 2 0 2 4 3 6 5 0 0 0 0 0
21.	Exceptions to the Reinsurance Attestation Supplement [Document Identifier 400]	 1 0 7 2 3 2 0 2 4 4 0 0 0 0 0 0 0
22.	Bail Bond Supplement [Document Identifier 500]	 1 0 7 2 3 2 0 2 4 5 0 0 0 0 0 0 0
24.	Relief from the five-year rotation requirement for lead audit partner [Document Identifier 224]	 1 0 7 2 3 2 0 2 4 2 2 4 0 0 0 0 0
25.	Relief from the one-year cooling off period for independent CPA [Document Identifier 225]	 1 0 7 2 3 2 0 2 4 2 2 5 0 0 0 0 0
26.	Relief from the Requirements for Audit Committees [Document Identifier 226]	 1 0 7 2 3 2 0 2 4 2 2 6 0 0 0 0 0
27.	Reinsurance Counterparty Reporting Exception – Asbestos and Pollution Contracts [Document Identifier 555]	 1 0 7 2 3 2 0 2 4 5 5 5 0 0 0 0 0
29.	Market Conduct Annual Statement (MCAS) Premium Exhibit [Document Identifier 600]	 1 0 7 2 3 2 0 2 4 6 0 0 0 0 0 0 0
30.	Credit Insurance Experience Exhibit [Document Identifier 230]	 1 0 7 2 3 2 0 2 4 2 3 0 0 0 0 0 0
31.	Long-Term Care Experience Reporting Forms [Document Identifier 306]	 1 0 7 2 3 2 0 2 4 3 0 6 0 0 0 0 0
32.	Accident and Health Policy Experience Exhibit [Document Identifier 210]	 1 0 7 2 3 2 0 2 4 2 1 0 0 0 0 0 0
33.	Supplemental Health Care Exhibit (Parts 1 and 2) [Document Identifier 216]	 1 0 7 2 3 2 0 2 4 2 1 6 0 0 0 0 0
35.	Life, Health & Annuity Guaranty Association Assessable Premium Exhibit - Parts 1 and 2 [Document Identifier 290]	 1 0 7 2 3 2 0 2 4 2 9 0 0 0 0 0 0
37.	Will the Mortgage Guaranty Insurance Exhibit [Document Identifier 565]	 1 0 7 2 3 2 0 2 4 5 6 5 0 0 0 0 0

NONE



SUPPLEMENT FOR THE YEAR 2024 OF THE NATIONWIDE ASSURANCE COMPANY

DIRECTOR AND OFFICER INSURANCE COVERAGE SUPPLEMENT

For The Year Ended December 31, 2024
(To Be Filed by March 1)

NAIC Group Code 0140 NAIC Company Code 10723

Company Name NATIONWIDE ASSURANCE COMPANY

If the reporting entity writes any director and officer (D&O) business, please provide the following:

1. Monoline Policies

Direct Premiums		Direct Losses		Direct Defense and Cost Containment		Percentage of In Force Policies	
1 Written	2 Earned	3 Paid	4 Incurred	5 Paid	6 Incurred	7 Claims Made	8 Occurrence
\$ 1,106,499	\$ 1,126,888	\$ 4,056	\$ (56,998)	\$ 170,488	\$ 170,488	100.0 %	%

2. Commercial Multiple Peril (CMP) Packaged Policies

2.1 Does the reporting entity provide D&O liability coverage as part of a CMP packaged policy? Yes [X] No []

2.2 Can the direct premium earned for D&O liability coverage provided as part of a CMP packaged policy be quantified or estimated? Yes [X] No []

2.3 If the answer to question 2.2 is yes, provide the quantified or estimated direct premium earned amount for D&O liability coverage in CMP packaged policies

2.31 Amount quantified:\$ 518,788

2.32 Amount estimated using reasonable assumptions:\$

2.4 If the answer to question 2.1 is yes, please provide the following:

Direct Losses		Direct Defense and Cost Containment		Percentage of In Force Policies	
1 Paid	2 Paid + Change in Case Reserves	3 Paid	4 Paid + Change in Case Reserves	5 Claims Made	6 Occurrence
\$ 13,800	\$ 167,001	\$ 229,485	\$ 229,485	99.3 %	0.7 %



SUPPLEMENT FOR THE YEAR 2024 OF THE NATIONWIDE ASSURANCE COMPANY

EXHIBIT OF OTHER LIABILITIES BY LINES OF BUSINESS

AS REPORTED ON LINE 17 OF THE EXHIBIT OF PREMIUMS AND LOSSES

(To Be Filed by March 1)

NAIC Group Code 0140

NAIC Company Code 10723

	Direct Business Only			
	Prior Year	Current Year		
	1 Written Premium	2 Written Premium	3 Losses Paid (deducting salvage)	4 Losses Unpaid (Case Base)
1. Completed operations	8,020,213	7,248,203	1,210,594	3,148,324
2. Errors & omissions (E&O)	50,401	30,446		
3. Directors & officers (D&O)	158,926	119,829		
4. Environmental liability	109,604	102,502		
5. Excess workers' compensation				
6. Commercial excess & umbrella	(223)			
7. Personal umbrella				
8. Employment liability	479,037	380,635	77,500	20,000
9. Aggregate write-ins for facilities & premises (CGL)	17,873,959	15,477,523	10,064,106	10,180,477
10. Internet & cyber liability	814,749	631,828		10,000
11. Aggregate write-ins for other	447	3,489		
12. Total ASL 17 - other liability (sum of lines 1 through 11)	27,507,113	23,994,455	11,352,200	13,358,801
DETAILS OF WRITE-INS				
0901. Liquor Liability			1,960,199	
0902. Premises and Operations Liability	17,689,292	15,411,665	8,103,907	9,910,897
0903. Aggregate of facilities & premises (CGL) lines of business less than 10% of category	184,667	65,858		269,580
0998. Summary of remaining write-ins for Line 9 from overflow page				
0999. Totals (Lines 0901 through 0903 plus 0998)(Line 9 above)	17,873,959	15,477,523	10,064,106	10,180,477
1101. Aggregate of other lines of business less than 10% of category	447	3,489		
1102.				
1103.				
1198. Summary of remaining write-ins for Line 11 from overflow page				
1199. Totals (Lines 1101 through 1103 plus 1198)(Line 11 above)	447	3,489		