



PROPERTY AND CASUALTY COMPANIES - ASSOCIATION EDITION

ANNUAL STATEMENT
FOR THE YEAR ENDED DECEMBER 31, 2024
OF THE CONDITION AND AFFAIRS OF THE
ALLIED INSURANCE COMPANY OF AMERICA

NAIC Group Code01400140NAIC Company Code10127Employer's ID Number27-0114983
(Current)(Prior)

Organized under the Laws ofOHIO, State of Domicile or Port of EntryOH
Country of DomicileUnited States of America

Incorporated/Organized02/16/2005Commenced Business01/01/2015

Statutory Home OfficeONE WEST NATIONWIDE BLVD.,COLUMBUS, OH, US 43215-2220
(Street and Number)(City or Town, State, Country and Zip Code)

Main Administrative OfficeONE WEST NATIONWIDE BLVD.,
(Street and Number)
COLUMBUS, OH, US 43215-2220614-249-1545
(City or Town, State, Country and Zip Code)(Area Code) (Telephone Number)

Mail AddressONE WEST NATIONWIDE BLVD., 1-14-301COLUMBUS, OH, US 43215-2220
(Street and Number or P.O. Box)(City or Town, State, Country and Zip Code)

Primary Location of Books and RecordsONE WEST NATIONWIDE BLVD., 1-14-301
(Street and Number)
COLUMBUS, OH, US 43215-2220614-249-1545
(City or Town, State, Country and Zip Code)(Area Code) (Telephone Number)

Internet Website AddressWWW.NATIONWIDE.COM

Statutory Statement ContactANDREA D. IACOBONI614-249-1545
(Name)(Area Code) (Telephone Number)
FINRPT@NATIONWIDE.COM866-315-1430
(E-mail Address)(FAX Number)

OFFICERS

PRESIDENT & COOMARK ALLEN BERVENVP & TREASURERPETER JUSTIN ROTHERMEL
SVP & SECRETARYDENISE LYNN SKINGLE

OTHER

KEVIN PAUL SCHEIDERER #, VP-CHIEF TAX OFFC

DIRECTORS OR TRUSTEES

CHARLES ANTHONY BEALMARK ALLEN BERVENOSCAR GUERRERO
CASEY ELLEN KEMPTON #GEORGE MIDDLETON WILLIAMS III

State ofOHIOSS
County ofFRANKLIN

The officers of this reporting entity being duly sworn, each depose and say that they are the described officers of said reporting entity, and that on the reporting period stated above, all of the herein described assets were the absolute property of the said reporting entity, free and clear from any liens or claims thereon, except as herein stated, and that this statement, together with related exhibits, schedules and explanations therein contained, annexed or referred to, is a full and true statement of all the assets and liabilities and of the condition and affairs of the said reporting entity as of the reporting period stated above, and of its income and deductions therefrom for the period ended, and have been completed in accordance with the NAIC Annual Statement Instructions and Accounting Practices and Procedures manual except to the extent that: (1) state law may differ; or, (2) that state rules or regulations require differences in reporting not related to accounting practices and procedures, according to the best of their information, knowledge and belief, respectively. Furthermore, the scope of this attestation by the described officers also includes the related corresponding electronic filing with the NAIC, when required, that is an exact copy (except for formatting differences due to electronic filing) of the enclosed statement. The electronic filing may be requested by various regulators in lieu of or in addition to the enclosed statement.


MARK ALLEN BERVEN
PRESIDENT & COO

DENISE LYNN SKINGLE
SVP & SECRETARY

PETER JUSTIN ROTHERMEL
VP & TREASURER

Subscribed and sworn to before me this13th day ofFEBRUARY 2025

- a. Is this an original filing? Yes [X] No []
- b. If no,
1. State the amendment number.....
2. Date filed
3. Number of pages attached.....





ANNUAL STATEMENT FOR THE YEAR 2024 OF THE ALLIED INSURANCE COMPANY OF AMERICA

EXHIBIT OF PREMIUMS AND LOSSES (Statutory Page 14)

NAIC Group Code 0140 BUSINESS IN THE STATE OF Alabama DURING THE YEAR 2024 NAIC Company Code 10127

Line of Business	Gross Premiums, Including Policy and Membership Fees, Less Return Premiums and Premiums on Policies not Taken		3	4	5	6	7	8	9	10	11	12
	1	2										
	Direct Premiums Written	Direct Premiums Earned	Dividends Paid or Credited to Policyholders on Direct Business	Direct Unearned Premium Reserves	Direct Losses Paid (deducting salvage)	Direct Losses Incurred	Direct Losses Unpaid	Direct Defense and Cost Containment Expense Paid	Direct Defense and Cost Containment Expense Incurred	Direct Defense and Cost Containment Expense Unpaid	Commissions and Brokerage Expenses	Taxes, Licenses and Fees
1. Fire												
2.1 Allied Lines												
2.2 Multiple Peril Crop												
2.3 Federal Flood												
2.4. Private Crop												
2.5 Private Flood												
3. Farmowners Multiple Peril												
4. Homeowners Multiple Peril												
5.1 Commercial Multiple Peril (Non-Liability Portion)	45,176	101,925		1,948	20,531	(122,284)	525,479	6,972	(21,915)	15,741	8,389	(159)
5.2 Commercial Multiple Peril (Liability Portion)	5,365	27,302		241	224,059	(111,653)	125,324	32,218	(68,804)	119,019	1,067	73,571
6. Mortgage Guaranty												3,240
8. Ocean Marine												
9.1 Inland Marine												
9.2 Pet Insurance Plans												
10. Financial Guaranty												
11.1 Medical Professional Liability - Occurrence												
11.2 Medical Professional Liability - Claims-Made												
12. Earthquake												
13.1 Comprehensive (hospital and medical) ind (b)												
13.2 Comprehensive (hospital and medical) group (b)												
14. Credit A&H (Group and Individual)												
15.1 Vision Only (b).....												
15.2 Dental Only (b)												
15.3 Disability Income (b)												
15.4 Medicare Supplement (b)												
15.5 Medicaid Title XIX (b)												
15.6 Medicare Title XVIII (b).....												
15.7 Long-Term Care (b)												
15.8 Federal Employees Health Benefits Plan (b)												
15.9 Other Health (b)												
16. Workers' Compensation												
17.1 Other Liability - Occurrence												
17.2 Other Liability - Claims-Made												
17.3 Excess Workers' Compensation												
18.1 Products Liability - Occurrence												
18.2 Products Liability - Claims-Made												
19.1 Private Passenger Auto No-Fault (Personal Injury Protection)												
19.2 Other Private Passenger Auto Liability												2,125
19.3 Commercial Auto No-Fault (Personal Injury Protection)												
19.4 Other Commercial Auto Liability	455	31,350		221	349,026	(242,631)	345,747	14,423	(1,855)	38,173	(27,500)	(3,677)
21.1 Private Passenger Auto Physical Damage												
21.2 Commercial Auto Physical Damage	1,196	10,994		(9)	(37,885)	(36,484)	(51)		(1,034)	562	82	1,117
22. Aircraft (all perils)												
23. Fidelity												
24. Surety												
26. Burglary and Theft												
27. Boiler and Machinery	458	1,983		19		(677)	901		(415)	279	114	530
28. Credit												
29. International												
30. Warranty												
31. Reins nonproportional assumed property	XXX	XXX	XXX	XXX	XXX	XXX	XXX	XXX	XXX	XXX	XXX	XXX
32. Reins nonproportional assumed liability	XXX	XXX	XXX	XXX	XXX	XXX	XXX	XXX	XXX	XXX	XXX	XXX
33. Reins nonproportional assumed financial lines	XXX	XXX	XXX	XXX	XXX	XXX	XXX	XXX	XXX	XXX	XXX	XXX
34. Aggregate Write-Ins for Other Lines of Business												
35. Total (a)	52,650	173,554		2,420	555,731	(513,729)	997,400	53,613	(94,023)	173,774	(17,847)	76,747
DETAILS OF WRITE-INS												
3401.												
3402.												
3403.												
3498. Summary of remaining write-ins for Line 34 from overflow page												
3499. Totals (Lines 3401 through 3403 plus 3498)(Line 34 above)												

(a) Finance and service charges not included in Lines 1 to 35 \$ 169
(b) For health business on indicated lines report: Number of persons insured under PPO managed care products and number of persons insured under indemnity only products



ANNUAL STATEMENT FOR THE YEAR 2024 OF THE ALLIED INSURANCE COMPANY OF AMERICA
EXHIBIT OF PREMIUMS AND LOSSES (Statutory Page 14)

NAIC Group Code 0140 BUSINESS IN THE STATE OF Arizona DURING THE YEAR 2024 NAIC Company Code 10127

Line of Business	Gross Premiums, Including Policy and Membership Fees, Less Return Premiums and Premiums on Policies not Taken		3	4	5	6	7	8	9	10	11	12
	1	2										
	Direct Premiums Written	Direct Premiums Earned	Dividends Paid or Credited to Policyholders on Direct Business	Direct Unearned Premium Reserves	Direct Losses Paid (deducting salvage)	Direct Losses Incurred	Direct Losses Unpaid	Direct Defense and Cost Containment Expense Paid	Direct Defense and Cost Containment Expense Incurred	Direct Defense and Cost Containment Expense Unpaid	Commissions and Brokerage Expenses	Taxes, Licenses and Fees
1. Fire												
2.1 Allied Lines												
2.2 Multiple Peril Crop												
2.3 Federal Flood												
2.4. Private Crop												
2.5 Private Flood												
3. Farmowners Multiple Peril												
4. Homeowners Multiple Peril												
5.1 Commercial Multiple Peril (Non-Liability Portion)	18,204	77,333		11,259	497,904	462,725	55,998	8,980	(1,496)	7,225	3,134	22,861
5.2 Commercial Multiple Peril (Liability Portion)	16,606	41,655		11,534	530,225	(857,328)	142,641	36,833	(66,908)	145,865	2,841	14,436
6. Mortgage Guaranty												
8. Ocean Marine												
9.1 Inland Marine												
9.2 Pet Insurance Plans												
10. Financial Guaranty												
11.1 Medical Professional Liability - Occurrence												
11.2 Medical Professional Liability - Claims-Made												
12. Earthquake												
13.1 Comprehensive (hospital and medical) ind (b)												
13.2 Comprehensive (hospital and medical) group (b)												
14. Credit A&H (Group and Individual)												
15.1 Vision Only (b).....												
15.2 Dental Only (b)												
15.3 Disability Income (b)												
15.4 Medicare Supplement (b)												
15.5 Medicaid Title XIX (b)												
15.6 Medicare Title XVIII (b).....												
15.7 Long-Term Care (b)												
15.8 Federal Employees Health Benefits Plan (b)												
15.9 Other Health (b)												
16. Workers' Compensation												
17.1 Other Liability - Occurrence						(191)	178		(54)	216		
17.2 Other Liability - Claims-Made	1,291	281		1,010							204	50
17.3 Excess Workers' Compensation												
18.1 Products Liability - Occurrence												
18.2 Products Liability - Claims-Made												
19.1 Private Passenger Auto No-Fault (Personal Injury Protection)												
19.2 Other Private Passenger Auto Liability												
19.3 Commercial Auto No-Fault (Personal Injury Protection)												
19.4 Other Commercial Auto Liability	75,018	91,752		46,233	103,442	74,088	505,056	6,683	(19,738)	46,623	12,603	13,716
21.1 Private Passenger Auto Physical Damage												
21.2 Commercial Auto Physical Damage	14,457	22,996		8,705	8,815	13,176	416		(223)	128	2,462	3,764
22. Aircraft (all perils)												
23. Fidelity												
24. Surety												
26. Burglary and Theft	835	35		800							125	17
27. Boiler and Machinery	4,577	5,848		2,547		(8,640)	1,018		(359)	323	762	1,520
28. Credit												
29. International												
30. Warranty												
31. Reins nonproportional assumed property	XXX	XXX	XXX	XXX	XXX	XXX	XXX	XXX	XXX	XXX	XXX	XXX
32. Reins nonproportional assumed liability	XXX	XXX	XXX	XXX	XXX	XXX	XXX	XXX	XXX	XXX	XXX	XXX
33. Reins nonproportional assumed financial lines	XXX	XXX	XXX	XXX	XXX	XXX	XXX	XXX	XXX	XXX	XXX	XXX
34. Aggregate Write-Ins for Other Lines of Business												
35. Total (a)	130,988	239,899		82,089	1,140,388	(316,169)	705,306	52,495	(88,778)	200,379	22,133	56,364
DETAILS OF WRITE-INS												
3401.												
3402.												
3403.												
3498. Summary of remaining write-ins for Line 34 from overflow page												
3499. Totals (Lines 3401 through 3403 plus 3498)(Line 34 above)												

(a) Finance and service charges not included in Lines 1 to 35 \$ 383
(b) For health business on indicated lines report: Number of persons insured under PPO managed care products and number of persons insured under indemnity only products



ANNUAL STATEMENT FOR THE YEAR 2024 OF THE ALLIED INSURANCE COMPANY OF AMERICA
EXHIBIT OF PREMIUMS AND LOSSES (Statutory Page 14)

NAIC Group Code 0140 BUSINESS IN THE STATE OF Arkansas DURING THE YEAR 2024 NAIC Company Code 10127

Line of Business	Gross Premiums, Including Policy and Membership Fees, Less Return Premiums and Premiums on Policies not Taken		3	4	5	6	7	8	9	10	11	12
	1	2										
	Direct Premiums Written	Direct Premiums Earned	Dividends Paid or Credited to Policyholders on Direct Business	Direct Unearned Premium Reserves	Direct Losses Paid (deducting salvage)	Direct Losses Incurred	Direct Losses Unpaid	Direct Defense and Cost Containment Expense Paid	Direct Defense and Cost Containment Expense Incurred	Direct Defense and Cost Containment Expense Unpaid	Commissions and Brokerage Expenses	Taxes, Licenses and Fees
1. Fire												
2.1 Allied Lines												
2.2 Multiple Peril Crop												
2.3 Federal Flood												
2.4. Private Crop												
2.5 Private Flood												
3. Farmowners Multiple Peril												
4. Homeowners Multiple Peril												
5.1 Commercial Multiple Peril (Non-Liability Portion)	4,315	68,444		38,765	126,032	13,261	59,059	7,345	(9,767)	7,129	1,270	773
5.2 Commercial Multiple Peril (Liability Portion)	(16,639)	8,347		186	20,982	(13,811)	114,738	17,025	(25,857)	51,435	(2,238)	157
6. Mortgage Guaranty												
8. Ocean Marine												
9.1 Inland Marine												
9.2 Pet Insurance Plans												
10. Financial Guaranty												
11.1 Medical Professional Liability - Occurrence												
11.2 Medical Professional Liability - Claims-Made												
12. Earthquake		1,296										2
13.1 Comprehensive (hospital and medical) ind (b)												
13.2 Comprehensive (hospital and medical) group (b)												
14. Credit A&H (Group and Individual)												
15.1 Vision Only (b).....												
15.2 Dental Only (b)												
15.3 Disability Income (b)												
15.4 Medicare Supplement (b)												
15.5 Medicaid Title XIX (b)												
15.6 Medicare Title XVIII (b).....												
15.7 Long-Term Care (b)												
15.8 Federal Employees Health Benefits Plan (b)												
15.9 Other Health (b)												
16. Workers' Compensation												
17.1 Other Liability - Occurrence												
17.2 Other Liability - Claims-Made												
17.3 Excess Workers' Compensation												
18.1 Products Liability - Occurrence												
18.2 Products Liability - Claims-Made												
19.1 Private Passenger Auto No-Fault (Personal Injury Protection)												5,258
19.2 Other Private Passenger Auto Liability												
19.3 Commercial Auto No-Fault (Personal Injury Protection)		3				(52)	28		(129)	221		
19.4 Other Commercial Auto Liability	(18,967)	30,891			732,250	322,618	89,757	7,226	(7,494)	33,263	(2,458)	683
21.1 Private Passenger Auto Physical Damage												
21.2 Commercial Auto Physical Damage	(6,268)	13,466			9,165	(2,290)	502		(858)	498	(798)	219
22. Aircraft (all perils)												
23. Fidelity												
24. Surety												
26. Burglary and Theft												
27. Boiler and Machinery	12,460	3,846		10,338		1,058	2,643		(358)	235	1,878	417
28. Credit												
29. International												
30. Warranty												
31. Reins nonproportional assumed property	XXX	XXX	XXX	XXX	XXX	XXX	XXX	XXX	XXX	XXX	XXX	XXX
32. Reins nonproportional assumed liability	XXX	XXX	XXX	XXX	XXX	XXX	XXX	XXX	XXX	XXX	XXX	XXX
33. Reins nonproportional assumed financial lines	XXX	XXX	XXX	XXX	XXX	XXX	XXX	XXX	XXX	XXX	XXX	XXX
34. Aggregate Write-Ins for Other Lines of Business												
35. Total (a)	(25,099)	126,293		49,289	888,429	320,784	266,727	31,596	(44,463)	92,781	(2,345)	7,508
DETAILS OF WRITE-INS												
3401.												
3402.												
3403.												
3498. Summary of remaining write-ins for Line 34 from overflow page												
3499. Totals (Lines 3401 through 3403 plus 3498)(Line 34 above)												

(a) Finance and service charges not included in Lines 1 to 35 \$ (294)
(b) For health business on indicated lines report: Number of persons insured under PPO managed care products and number of persons insured under indemnity only products



ANNUAL STATEMENT FOR THE YEAR 2024 OF THE ALLIED INSURANCE COMPANY OF AMERICA
EXHIBIT OF PREMIUMS AND LOSSES (Statutory Page 14)

NAIC Group Code 0140 BUSINESS IN THE STATE OF California DURING THE YEAR 2024 NAIC Company Code 10127

Line of Business	Gross Premiums, Including Policy and Membership Fees, Less Return Premiums and Premiums on Policies not Taken		3 Dividends Paid or Credited to Policyholders on Direct Business	4 Direct Unearned Premium Reserves	5 Direct Losses Paid (deducting salvage)	6 Direct Losses Incurred	7 Direct Losses Unpaid	8 Direct Defense and Cost Containment Expense Paid	9 Direct Defense and Cost Containment Expense Incurred	10 Direct Defense and Cost Containment Expense Unpaid	11 Commissions and Brokerage Expenses	12 Taxes, Licenses and Fees
	1 Direct Premiums Written	2 Direct Premiums Earned										
1. Fire												
2.1 Allied Lines												
2.2 Multiple Peril Crop												
2.3 Federal Flood												
2.4. Private Crop												
2.5 Private Flood												
3. Farmowners Multiple Peril												
4. Homeowners Multiple Peril												
5.1 Commercial Multiple Peril (Non-Liability Portion)	84,810	30,858		53,952		963	963		266	266	12,725	1,998
5.2 Commercial Multiple Peril (Liability Portion)	41,371	27,453		13,918		8,838	8,838		303	303	6,207	1,310
6. Mortgage Guaranty												
8. Ocean Marine												
9.1 Inland Marine												
9.2 Pet Insurance Plans												
10. Financial Guaranty												
11.1 Medical Professional Liability - Occurrence												
11.2 Medical Professional Liability - Claims-Made												
12. Earthquake												
13.1 Comprehensive (hospital and medical) ind (b)												
13.2 Comprehensive (hospital and medical) group (b)												
14. Credit A&H (Group and Individual)												
15.1 Vision Only (b).....												
15.2 Dental Only (b)												
15.3 Disability Income (b)												
15.4 Medicare Supplement (b)												
15.5 Medicaid Title XIX (b)												
15.6 Medicare Title XVIII (b).....												
15.7 Long-Term Care (b)												
15.8 Federal Employees Health Benefits Plan (b)												
15.9 Other Health (b)												
16. Workers' Compensation												
17.1 Other Liability - Occurrence						682	682		(160)	(160)		
17.2 Other Liability - Claims-Made	3,299	1,512		1,787							495	78
17.3 Excess Workers' Compensation												
18.1 Products Liability - Occurrence												
18.2 Products Liability - Claims-Made												
19.1 Private Passenger Auto No-Fault (Personal Injury Protection)												
19.2 Other Private Passenger Auto Liability												
19.3 Commercial Auto No-Fault (Personal Injury Protection)												
19.4 Other Commercial Auto Liability	779	227		552		284	284		31	31	325	34,305
21.1 Private Passenger Auto Physical Damage												
21.2 Commercial Auto Physical Damage	1,385	404		981								33
22. Aircraft (all perils)												
23. Fidelity												
24. Surety												
26. Burglary and Theft												
27. Boiler and Machinery												
28. Credit												
29. International												
30. Warranty												
31. Reins nonproportional assumed property	XXX	XXX	XXX	XXX	XXX	XXX	XXX	XXX	XXX	XXX	XXX	XXX
32. Reins nonproportional assumed liability	XXX	XXX	XXX	XXX	XXX	XXX	XXX	XXX	XXX	XXX	XXX	XXX
33. Reins nonproportional assumed financial lines	XXX	XXX	XXX	XXX	XXX	XXX	XXX	XXX	XXX	XXX	XXX	XXX
34. Aggregate Write-Ins for Other Lines of Business												
35. Total (a)	131,644	60,455		71,189		10,767	10,767		442	442	19,751	37,724
DETAILS OF WRITE-INS												
3401.												
3402.												
3403.												
3498. Summary of remaining write-ins for Line 34 from overflow page												
3499. Totals (Lines 3401 through 3403 plus 3498)(Line 34 above)												

(a) Finance and service charges not included in Lines 1 to 35 \$ 269
(b) For health business on indicated lines report: Number of persons insured under PPO managed care products and number of persons insured under indemnity only products



ANNUAL STATEMENT FOR THE YEAR 2024 OF THE ALLIED INSURANCE COMPANY OF AMERICA

EXHIBIT OF PREMIUMS AND LOSSES (Statutory Page 14)

NAIC Group Code 0140 BUSINESS IN THE STATE OF Colorado DURING THE YEAR 2024 NAIC Company Code 10127

Line of Business	Gross Premiums, Including Policy and Membership Fees, Less Return Premiums and Premiums on Policies not Taken		3	4	5	6	7	8	9	10	11	12
	1	2										
	Direct Premiums Written	Direct Premiums Earned	Dividends Paid or Credited to Policyholders on Direct Business	Direct Unearned Premium Reserves	Direct Losses Paid (deducting salvage)	Direct Losses Incurred	Direct Losses Unpaid	Direct Defense and Cost Containment Expense Paid	Direct Defense and Cost Containment Expense Incurred	Direct Defense and Cost Containment Expense Unpaid	Commissions and Brokerage Expenses	Taxes, Licenses and Fees
1. Fire												
2.1 Allied Lines												
2.2 Multiple Peril Crop												
2.3 Federal Flood												
2.4 Private Crop												
2.5 Private Flood												
3. Farmowners Multiple Peril												
4. Homeowners Multiple Peril												
5.1 Commercial Multiple Peril (Non-Liability Portion)	4, 110	144, 312		3, 718	506, 302	401, 226	769, 035	70, 846	18, 550	46, 043	6, 360	2, 963
5.2 Commercial Multiple Peril (Liability Portion)	13, 801	83, 395		12, 330	150, 521	168, 071	777, 736	81, 788	(30, 266)	178, 335	6, 216	1, 838
6. Mortgage Guaranty												
8. Ocean Marine												
9.1 Inland Marine												
9.2 Pet Insurance Plans												
10. Financial Guaranty												
11.1 Medical Professional Liability - Occurrence												
11.2 Medical Professional Liability - Claims-Made												
12. Earthquake		160									12	2
13.1 Comprehensive (hospital and medical) ind (b)												
13.2 Comprehensive (hospital and medical) group (b)												
14. Credit A&H (Group and Individual)												
15.1 Vision Only (b).....												
15.2 Dental Only (b).....												
15.3 Disability Income (b)												
15.4 Medicare Supplement (b)												
15.5 Medicaid Title XIX (b)												
15.6 Medicare Title XVIII (b).....												
15.7 Long-Term Care (b)												
15.8 Federal Employees Health Benefits Plan (b)												
15.9 Other Health (b)												
16. Workers' Compensation												
17.1 Other Liability - Occurrence						1	1		2	2		
17.2 Other Liability - Claims-Made	333	42		291							50	7
17.3 Excess Workers' Compensation												
18.1 Products Liability - Occurrence												
18.2 Products Liability - Claims-Made												
19.1 Private Passenger Auto No-Fault (Personal Injury Protection)												
19.2 Other Private Passenger Auto Liability												
19.3 Commercial Auto No-Fault (Personal Injury Protection)												
19.4 Other Commercial Auto Liability	14, 525	50, 437		627	(235, 508)	466, 466	10, 851	(33, 670)	77, 698	5, 736	976	
21.1 Private Passenger Auto Physical Damage												
21.2 Commercial Auto Physical Damage	4, 304	18, 369		189	(1, 774)	(118)	1, 853	(488)	251	2, 031	348	
22. Aircraft (all perils)												
23. Fidelity												
24. Surety												
26. Burglary and Theft												
27. Boiler and Machinery	254	4, 754		160	(22, 697)	3, 134	(779)	831	263	100		
28. Credit												
29. International												
30. Warranty												
31. Reins nonproportional assumed property	XXX	XXX	XXX	XXX	XXX	XXX	XXX	XXX	XXX	XXX	XXX	XXX
32. Reins nonproportional assumed liability	XXX	XXX	XXX	XXX	XXX	XXX	XXX	XXX	XXX	XXX	XXX	XXX
33. Reins nonproportional assumed financial lines	XXX	XXX	XXX	XXX	XXX	XXX	XXX	XXX	XXX	XXX	XXX	XXX
34. Aggregate Write-Ins for Other Lines of Business												
35. Total (a)	37, 327	301, 469		17, 316	655, 049	310, 976	2, 018, 225	163, 484	(46, 651)	303, 161	20, 667	6, 233
DETAILS OF WRITE-INS												
3401.												
3402.												
3403.												
3498. Summary of remaining write-ins for Line 34 from overflow page												
3499. Totals (Lines 3401 through 3403 plus 3498)(Line 34 above)												

(a) Finance and service charges not included in Lines 1 to 35 \$ 66
(b) For health business on indicated lines report: Number of persons insured under PPO managed care products and number of persons insured under indemnity only products



ANNUAL STATEMENT FOR THE YEAR 2024 OF THE ALLIED INSURANCE COMPANY OF AMERICA

EXHIBIT OF PREMIUMS AND LOSSES (Statutory Page 14)

NAIC Group Code 0140 BUSINESS IN THE STATE OF Connecticut DURING THE YEAR 2024 NAIC Company Code 10127

Line of Business	Gross Premiums, Including Policy and Membership Fees, Less Return Premiums and Premiums on Policies not Taken		3	4	5	6	7	8	9	10	11	12
	1	2										
	Direct Premiums Written	Direct Premiums Earned	Dividends Paid or Credited to Policyholders on Direct Business	Direct Unearned Premium Reserves	Direct Losses Paid (deducting salvage)	Direct Losses Incurred	Direct Losses Unpaid	Direct Defense and Cost Containment Expense Paid	Direct Defense and Cost Containment Expense Incurred	Direct Defense and Cost Containment Expense Unpaid	Commissions and Brokerage Expenses	Taxes, Licenses and Fees
1. Fire												
2.1 Allied Lines												
2.2 Multiple Peril Crop												
2.3 Federal Flood												
2.4. Private Crop												
2.5 Private Flood												
3. Farmowners Multiple Peril												
4. Homeowners Multiple Peril												
5.1 Commercial Multiple Peril (Non-Liability Portion)	139	14,044		40		2,666	(544)		(4,721)	1,595	20,585	13,809
5.2 Commercial Multiple Peril (Liability Portion)	396	6,964		116	356,596	106,873	630,725	74,724	43,972	34,316	9,914	39,317
6. Mortgage Guaranty												
8. Ocean Marine												
9.1 Inland Marine												
9.2 Pet Insurance Plans												
10. Financial Guaranty												
11.1 Medical Professional Liability - Occurrence												
11.2 Medical Professional Liability - Claims-Made												
12. Earthquake												
13.1 Comprehensive (hospital and medical) ind (b)												
13.2 Comprehensive (hospital and medical) group (b)												
14. Credit A&H (Group and Individual)												
15.1 Vision Only (b).....												
15.2 Dental Only (b)												
15.3 Disability Income (b)												
15.4 Medicare Supplement (b)												
15.5 Medicaid Title XIX (b)												
15.6 Medicare Title XVIII (b).....												
15.7 Long-Term Care (b)												
15.8 Federal Employees Health Benefits Plan (b)												
15.9 Other Health (b)												
16. Workers' Compensation												
17.1 Other Liability - Occurrence												
17.2 Other Liability - Claims-Made												
17.3 Excess Workers' Compensation												
18.1 Products Liability - Occurrence												
18.2 Products Liability - Claims-Made												
19.1 Private Passenger Auto No-Fault (Personal Injury Protection)												
19.2 Other Private Passenger Auto Liability												290
19.3 Commercial Auto No-Fault (Personal Injury Protection)												
19.4 Other Commercial Auto Liability	(3,230)	93,529			147,625	72,938	481,944	39,048	23,258	33,001	229,357	(36)
21.1 Private Passenger Auto Physical Damage												
21.2 Commercial Auto Physical Damage	(1,237)	22,504			136,286	127,791	153	220	(690)	562	177,066	43
22. Aircraft (all perils)												
23. Fidelity												
24. Surety												
26. Burglary and Theft												
27. Boiler and Machinery	15	393		4		23	79		(81)	35	1,155	1,490
28. Credit												
29. International												
30. Warranty												
31. Reins nonproportional assumed property	XXX	XXX	XXX	XXX	XXX	XXX	XXX	XXX	XXX	XXX	XXX	XXX
32. Reins nonproportional assumed liability	XXX	XXX	XXX	XXX	XXX	XXX	XXX	XXX	XXX	XXX	XXX	XXX
33. Reins nonproportional assumed financial lines	XXX	XXX	XXX	XXX	XXX	XXX	XXX	XXX	XXX	XXX	XXX	XXX
34. Aggregate Write-Ins for Other Lines of Business												
35. Total (a)	(3,917)	137,435		160	640,507	310,291	1,112,357	113,992	61,738	69,509	438,077	54,913
DETAILS OF WRITE-INS												
3401.												
3402.												
3403.												
3498. Summary of remaining write-ins for Line 34 from overflow page												
3499. Totals (Lines 3401 through 3403 plus 3498)(Line 34 above)												

(a) Finance and service charges not included in Lines 1 to 35 \$ (2)
(b) For health business on indicated lines report: Number of persons insured under PPO managed care products and number of persons insured under indemnity only products



ANNUAL STATEMENT FOR THE YEAR 2024 OF THE ALLIED INSURANCE COMPANY OF AMERICA

EXHIBIT OF PREMIUMS AND LOSSES (Statutory Page 14)

NAIC Group Code 0140 BUSINESS IN THE STATE OF Delaware DURING THE YEAR 2024 NAIC Company Code 10127

Line of Business	Gross Premiums, Including Policy and Membership Fees, Less Return Premiums and Premiums on Policies not Taken		3	4	5	6	7	8	9	10	11	12
	1	2										
	Direct Premiums Written	Direct Premiums Earned	Dividends Paid or Credited to Policyholders on Direct Business	Direct Unearned Premium Reserves	Direct Losses Paid (deducting salvage)	Direct Losses Incurred	Direct Losses Unpaid	Direct Defense and Cost Containment Expense Paid	Direct Defense and Cost Containment Expense Incurred	Direct Defense and Cost Containment Expense Unpaid	Commissions and Brokerage Expenses	Taxes, Licenses and Fees
1. Fire												
2.1 Allied Lines												
2.2 Multiple Peril Crop												
2.3 Federal Flood												
2.4. Private Crop												
2.5 Private Flood												
3. Farmowners Multiple Peril												
4. Homeowners Multiple Peril												
5.1 Commercial Multiple Peril (Non-Liability Portion)		17,764				1,078	(2,478)		(3,290)	2,228	(360)	223
5.2 Commercial Multiple Peril (Liability Portion)		7,268			43,448	(45,587)	118,941	16,965	(4,753)	28,242	(335)	84
6. Mortgage Guaranty												
8. Ocean Marine												
9.1 Inland Marine												
9.2 Pet Insurance Plans												
10. Financial Guaranty												
11.1 Medical Professional Liability - Occurrence												
11.2 Medical Professional Liability - Claims-Made												
12. Earthquake												
13.1 Comprehensive (hospital and medical) ind (b)												
13.2 Comprehensive (hospital and medical) group (b)												
14. Credit A&H (Group and Individual)												
15.1 Vision Only (b).....												
15.2 Dental Only (b)												
15.3 Disability Income (b)												
15.4 Medicare Supplement (b)												
15.5 Medicaid Title XIX (b)												
15.6 Medicare Title XVIII (b).....												
15.7 Long-Term Care (b)												
15.8 Federal Employees Health Benefits Plan (b)												
15.9 Other Health (b)												
16. Workers' Compensation												
17.1 Other Liability - Occurrence												
17.2 Other Liability - Claims-Made												
17.3 Excess Workers' Compensation												
18.1 Products Liability - Occurrence												
18.2 Products Liability - Claims-Made												
19.1 Private Passenger Auto No-Fault (Personal Injury Protection)												
19.2 Other Private Passenger Auto Liability												5,174
19.3 Commercial Auto No-Fault (Personal Injury Protection)	(55)	3,455			(19,852)	(42,329)	1,634	2,124	(10,030)	14,403	(111)	52
19.4 Other Commercial Auto Liability	(751)	52,561			143,887	592,595	1,052,267	15,360	3,485	25,151	(1,231)	813
21.1 Private Passenger Auto Physical Damage												
21.2 Commercial Auto Physical Damage	18	15,700			(13,303)	(12,777)	(48)		(471)	292	(222)	234
22. Aircraft (all perils)												
23. Fidelity												
24. Surety												
26. Burglary and Theft												
27. Boiler and Machinery		807				(24)	(13)		(96)	68	(17)	8
28. Credit												
29. International												
30. Warranty												
31. Reins nonproportional assumed property	XXX	XXX	XXX	XXX	XXX	XXX	XXX	XXX	XXX	XXX	XXX	XXX
32. Reins nonproportional assumed liability	XXX	XXX	XXX	XXX	XXX	XXX	XXX	XXX	XXX	XXX	XXX	XXX
33. Reins nonproportional assumed financial lines	XXX	XXX	XXX	XXX	XXX	XXX	XXX	XXX	XXX	XXX	XXX	XXX
34. Aggregate Write-Ins for Other Lines of Business												
35. Total (a)	(788)	97,555			154,180	492,957	1,170,303	34,449	(15,155)	70,384	(2,276)	6,588
DETAILS OF WRITE-INS												
3401.												
3402.												
3403.												
3498. Summary of remaining write-ins for Line 34 from overflow page												
3499. Totals (Lines 3401 through 3403 plus 3498)(Line 34 above)												

(a) Finance and service charges not included in Lines 1 to 35 \$ 20
(b) For health business on indicated lines report: Number of persons insured under PPO managed care products and number of persons insured under indemnity only products



ANNUAL STATEMENT FOR THE YEAR 2024 OF THE ALLIED INSURANCE COMPANY OF AMERICA

EXHIBIT OF PREMIUMS AND LOSSES (Statutory Page 14)

NAIC Group Code 0140		BUSINESS IN THE STATE OF District of Columbia				DURING THE YEAR 2024				NAIC Company Code 10127		
Line of Business	Gross Premiums, Including Policy and Membership Fees, Less Return Premiums and Premiums on Policies not Taken		3 Dividends Paid or Credited to Policyholders on Direct Business	4 Direct Unearned Premium Reserves	5 Direct Losses Paid (deducting salvage)	6 Direct Losses Incurred	7 Direct Losses Unpaid	8 Direct Defense and Cost Containment Expense Paid	9 Direct Defense and Cost Containment Expense Incurred	10 Direct Defense and Cost Containment Expense Unpaid	11 Commissions and Brokerage Expenses	12 Taxes, Licenses and Fees
	1 Direct Premiums Written	2 Direct Premiums Earned										
Fire												
Marine												
Multiple Peril Crop												
Federal Flood												
Private Crop												
Private Flood												
Farmowners Multiple Peril												
Homeowners Multiple Peril												
Commercial Multiple Peril (Non-Liability Portion)		6,670			130,054	26,257	39,597		(2,550)	1,068	(35)	61
Commercial Multiple Peril (Liability Portion)	16,655	1,912		15,961		(12,529)	6,911	22	(8,621)	10,572	2,494	297
Mortgage Guaranty												
Ocean Marine												
Inland Marine												
Pet Insurance Plans												
Financial Guaranty												
Medical Professional Liability - Occurrence												
Medical Professional Liability - Claims-Made												
Earthquake												
Comprehensive (hospital and medical) ind (b)												
Comprehensive (hospital and medical) group (b)												
Credit A&H (Group and Individual)												
Vision Only (b)												
Dental Only (b)												
Disability Income (b)												
Medicare Supplement (b)												
Medicaid Title XIX (b)												
Medicare Title XVIII (b)												
Long-Term Care (b)												
Federal Employees Health Benefits Plan (b)												
Other Health (b)												
Workers' Compensation												
Other Liability - Occurrence												
Other Liability - Claims-Made												
Excess Workers' Compensation												
Products Liability - Occurrence												
Products Liability - Claims-Made												
Private Passenger Auto No-Fault (Personal Injury Protection)												
Other Private Passenger Auto Liability												52,963
Commercial Auto No-Fault (Personal Injury Protection)		2				(166)	16		(176)	194		
Other Commercial Auto Liability	160					(72,136)	4,029	697	(718)	2,048	10	5
Private Passenger Auto Physical Damage												
Commercial Auto Physical Damage	39					119	37		(56)	35	2	6
Aircraft (all perils)												
Fidelity												
Surety												
Burglary and Theft												
Boiler and Machinery		102				18	(10)		(50)	28		1
Credit												
International												
Warranty												
Reins nonproportional assumed property	XXX	XXX	XXX	XXX	XXX	XXX	XXX	XXX	XXX	XXX	XXX	XXX
Reins nonproportional assumed liability	XXX	XXX	XXX	XXX	XXX	XXX	XXX	XXX	XXX	XXX	XXX	XXX
Reins nonproportional assumed financial lines	XXX	XXX	XXX	XXX	XXX	XXX	XXX	XXX	XXX	XXX	XXX	XXX
Aggregate Write-Ins for Other Lines of Business												
Total (a)	16,655	8,886		15,961	130,054	(58,438)	50,582	719	(12,171)	13,945	2,470	53,334
DETAILS OF WRITE-INS												
Summary of remaining write-ins for Line 34 from overflow page												
Totals (Lines 3401 through 3403 plus 3498)(Line 34 above)												

(a) Finance and service charges not included in Lines 1 to 35 \$ 96
(b) For health business on indicated lines report: Number of persons insured under PPO managed care products and number of persons insured under indemnity only products



ANNUAL STATEMENT FOR THE YEAR 2024 OF THE ALLIED INSURANCE COMPANY OF AMERICA

EXHIBIT OF PREMIUMS AND LOSSES (Statutory Page 14)

NAIC Group Code 0140 BUSINESS IN THE STATE OF Florida DURING THE YEAR 2024 NAIC Company Code 10127

Line of Business	Gross Premiums, Including Policy and Membership Fees, Less Return Premiums and Premiums on Policies not Taken		3 Dividends Paid or Credited to Policyholders on Direct Business	4 Direct Unearned Premium Reserves	5 Direct Losses Paid (deducting salvage)	6 Direct Losses Incurred	7 Direct Losses Unpaid	8 Direct Defense and Cost Containment Expense Paid	9 Direct Defense and Cost Containment Expense Incurred	10 Direct Defense and Cost Containment Expense Unpaid	11 Commissions and Brokerage Expenses	12 Taxes, Licenses and Fees
	1 Direct Premiums Written	2 Direct Premiums Earned										
1. Fire												
2.1 Allied Lines												
2.2 Multiple Peril Crop												
2.3 Federal Flood												
2.4. Private Crop												
2.5 Private Flood												
3. Farmowners Multiple Peril												
4. Homeowners Multiple Peril												
5.1 Commercial Multiple Peril (Non-Liability Portion)	78,042	1,052,632		34,367	1,035,672	(135,520)	1,165,562	126,294	58,651	74,649	15,518	14,787
5.2 Commercial Multiple Peril (Liability Portion)	173,353	896,890		88,601	5,227,187	1,548,105	4,728,314	1,298,644	922,489	818,770	31,598	13,152
6. Mortgage Guaranty												
8. Ocean Marine												
9.1 Inland Marine												
9.2 Pet Insurance Plans												
10. Financial Guaranty												
11.1 Medical Professional Liability - Occurrence												
11.2 Medical Professional Liability - Claims-Made												
12. Earthquake												
13.1 Comprehensive (hospital and medical) ind (b)												
13.2 Comprehensive (hospital and medical) group (b)												
14. Credit A&H (Group and Individual)												
15.1 Vision Only (b).....												
15.2 Dental Only (b)												
15.3 Disability Income (b)												
15.4 Medicare Supplement (b)												
15.5 Medicaid Title XIX (b)												
15.6 Medicare Title XVIII (b).....												
15.7 Long-Term Care (b)												
15.8 Federal Employees Health Benefits Plan (b)												
15.9 Other Health (b)												
16. Workers' Compensation												
17.1 Other Liability - Occurrence						45	45		(19)	(19)		(217)
17.2 Other Liability - Claims-Made	1,237	214		1,023							189	21
17.3 Excess Workers' Compensation												
18.1 Products Liability - Occurrence												
18.2 Products Liability - Claims-Made												
19.1 Private Passenger Auto No-Fault (Personal Injury Protection)												6,110
19.2 Other Private Passenger Auto Liability												522
19.3 Commercial Auto No-Fault (Personal Injury Protection)	2,179	20,295		828	44,907	(66,745)	32,016	53,122	19,472	119,354	396	33,251
19.4 Other Commercial Auto Liability	148,481	1,684,985		81,395	12,068,356	34,245	11,874,443	1,293,834	970,819	1,526,502	26,149	5,896
21.1 Private Passenger Auto Physical Damage												
21.2 Commercial Auto Physical Damage	16,152	231,334		6,288	(35,999)	(48,510)	34,901	8,371	(7,773)	8,788	3,611	
22. Aircraft (all perils)												
23. Fidelity												
24. Surety												
26. Burglary and Theft												
27. Boiler and Machinery	1,364	24,145		690	75,000	68,229	15,470		(1,046)	1,355	268	289
28. Credit												
29. International												
30. Warranty												
31. Reins nonproportional assumed property	XXX	XXX	XXX	XXX	XXX	XXX	XXX	XXX	XXX	XXX	XXX	XXX
32. Reins nonproportional assumed liability	XXX	XXX	XXX	XXX	XXX	XXX	XXX	XXX	XXX	XXX	XXX	XXX
33. Reins nonproportional assumed financial lines	XXX	XXX	XXX	XXX	XXX	XXX	XXX	XXX	XXX	XXX	XXX	XXX
34. Aggregate Write-Ins for Other Lines of Business												
35. Total (a)	420,808	3,910,495		213,192	18,415,124	1,399,849	17,850,750	2,780,264	1,962,592	2,549,400	77,730	73,813
DETAILS OF WRITE-INS												
3401.												
3402.												
3403.												
3498. Summary of remaining write-ins for Line 34 from overflow page												
3499. Totals (Lines 3401 through 3403 plus 3498)(Line 34 above)												

(a) Finance and service charges not included in Lines 1 to 35 \$666
(b) For health business on indicated lines report: Number of persons insured under PPO managed care products and number of persons insured under indemnity only products



ANNUAL STATEMENT FOR THE YEAR 2024 OF THE ALLIED INSURANCE COMPANY OF AMERICA

EXHIBIT OF PREMIUMS AND LOSSES (Statutory Page 14)

NAIC Group Code 0140 BUSINESS IN THE STATE OF Georgia DURING THE YEAR 2024 NAIC Company Code 10127

Line of Business	Gross Premiums, Including Policy and Membership Fees, Less Return Premiums and Premiums on Policies not Taken		3	4	5	6	7	8	9	10	11	12
	1	2										
	Direct Premiums Written	Direct Premiums Earned	Dividends Paid or Credited to Policyholders on Direct Business	Direct Unearned Premium Reserves	Direct Losses Paid (deducting salvage)	Direct Losses Incurred	Direct Losses Unpaid	Direct Defense and Cost Containment Expense Paid	Direct Defense and Cost Containment Expense Incurred	Direct Defense and Cost Containment Expense Unpaid	Commissions and Brokerage Expenses	Taxes, Licenses and Fees
1. Fire												
2.1 Allied Lines												
2.2 Multiple Peril Crop												
2.3 Federal Flood												
2.4. Private Crop												
2.5 Private Flood												
3. Farmowners Multiple Peril												
4. Homeowners Multiple Peril												
5.1 Commercial Multiple Peril (Non-Liability Portion)	149,239	757,755		13,735	1,357,738	242,580	804,626	381,136	286,439	93,568	16,584	(901)
5.2 Commercial Multiple Peril (Liability Portion)	61,098	289,281		15,416	2,552,467	1,352,647	4,045,603	587,769	186,349	574,377	9,127	(4,061)
6. Mortgage Guaranty												
8. Ocean Marine												
9.1 Inland Marine												
9.2 Pet Insurance Plans												
10. Financial Guaranty												
11.1 Medical Professional Liability - Occurrence												
11.2 Medical Professional Liability - Claims-Made												
12. Earthquake	529	840		242							103	5,123
13.1 Comprehensive (hospital and medical) ind (b)												
13.2 Comprehensive (hospital and medical) group (b)												
14. Credit A&H (Group and Individual)												
15.1 Vision Only (b).....												
15.2 Dental Only (b)												
15.3 Disability Income (b)												
15.4 Medicare Supplement (b)												
15.5 Medicaid Title XIX (b)												
15.6 Medicare Title XVIII (b).....												
15.7 Long-Term Care (b)												
15.8 Federal Employees Health Benefits Plan (b)												
15.9 Other Health (b)												
16. Workers' Compensation												
17.1 Other Liability - Occurrence												
17.2 Other Liability - Claims-Made												
17.3 Excess Workers' Compensation												
18.1 Products Liability - Occurrence												
18.2 Products Liability - Claims-Made												
19.1 Private Passenger Auto No-Fault (Personal Injury Protection)												
19.2 Other Private Passenger Auto Liability												
19.3 Commercial Auto No-Fault (Personal Injury Protection)												
19.4 Other Commercial Auto Liability	115,255	536,648		39,031	2,541,026	1,550,330	2,057,395	49,320	(33,581)	240,376	8,538	90,040
21.1 Private Passenger Auto Physical Damage												
21.2 Commercial Auto Physical Damage	42,467	127,972		9,174	57,536	11,452	10,041	743	(1,696)	1,487	4,034	14,578
22. Aircraft (all perils)												
23. Fidelity												
24. Surety												
26. Burglary and Theft												
27. Boiler and Machinery	1,963	16,235		256	91,675	71,908	7,580		(1,203)	1,394	428	173
28. Credit												
29. International												
30. Warranty												
31. Reins nonproportional assumed property	XXX	XXX	XXX	XXX	XXX	XXX	XXX	XXX	XXX	XXX	XXX	XXX
32. Reins nonproportional assumed liability	XXX	XXX	XXX	XXX	XXX	XXX	XXX	XXX	XXX	XXX	XXX	XXX
33. Reins nonproportional assumed financial lines	XXX	XXX	XXX	XXX	XXX	XXX	XXX	XXX	XXX	XXX	XXX	XXX
34. Aggregate Write-Ins for Other Lines of Business												
35. Total (a)	370,551	1,728,730		77,856	6,600,442	3,228,917	6,925,245	1,018,968	436,307	911,201	38,814	104,953
DETAILS OF WRITE-INS												
3401.												
3402.												
3403.												
3498. Summary of remaining write-ins for Line 34 from overflow page												
3499. Totals (Lines 3401 through 3403 plus 3498)(Line 34 above)												

(a) Finance and service charges not included in Lines 1 to 35 \$ 826
(b) For health business on indicated lines report: Number of persons insured under PPO managed care products and number of persons insured under indemnity only products



ANNUAL STATEMENT FOR THE YEAR 2024 OF THE ALLIED INSURANCE COMPANY OF AMERICA
EXHIBIT OF PREMIUMS AND LOSSES (Statutory Page 14)

NAIC Group Code 0140 BUSINESS IN THE STATE OF Idaho DURING THE YEAR 2024 NAIC Company Code 10127

Line of Business	Gross Premiums, Including Policy and Membership Fees, Less Return Premiums and Premiums on Policies not Taken		3	4	5	6	7	8	9	10	11	12
	1	2										
	Direct Premiums Written	Direct Premiums Earned	Dividends Paid or Credited to Policyholders on Direct Business	Direct Unearned Premium Reserves	Direct Losses Paid (deducting salvage)	Direct Losses Incurred	Direct Losses Unpaid	Direct Defense and Cost Containment Expense Paid	Direct Defense and Cost Containment Expense Incurred	Direct Defense and Cost Containment Expense Unpaid	Commissions and Brokerage Expenses	Taxes, Licenses and Fees
1. Fire												
2.1 Allied Lines												
2.2 Multiple Peril Crop												
2.3 Federal Flood												
2.4. Private Crop												
2.5 Private Flood												
3. Farmowners Multiple Peril												
4. Homeowners Multiple Peril												
5.1 Commercial Multiple Peril (Non-Liability Portion)	15	10,365			(241)	1,026	(2,101)		(2,242)	1,319	184	806
5.2 Commercial Multiple Peril (Liability Portion)	18	7,151			10,933	4,993	15,449		(20,737)	27,239	135	525
6. Mortgage Guaranty												
8. Ocean Marine												
9.1 Inland Marine												
9.2 Pet Insurance Plans												
10. Financial Guaranty												
11.1 Medical Professional Liability - Occurrence												
11.2 Medical Professional Liability - Claims-Made												
12. Earthquake		539										21
13.1 Comprehensive (hospital and medical) ind (b)												
13.2 Comprehensive (hospital and medical) group (b)												
14. Credit A&H (Group and Individual)												
15.1 Vision Only (b).....												
15.2 Dental Only (b)												
15.3 Disability Income (b)												
15.4 Medicare Supplement (b)												
15.5 Medicaid Title XIX (b)												
15.6 Medicare Title XVIII (b).....												
15.7 Long-Term Care (b)												
15.8 Federal Employees Health Benefits Plan (b)												
15.9 Other Health (b)												
16. Workers' Compensation												400
17.1 Other Liability - Occurrence												
17.2 Other Liability - Claims-Made												
17.3 Excess Workers' Compensation												
18.1 Products Liability - Occurrence												
18.2 Products Liability - Claims-Made												
19.1 Private Passenger Auto No-Fault (Personal Injury Protection)												
19.2 Other Private Passenger Auto Liability												165
19.3 Commercial Auto No-Fault (Personal Injury Protection)												
19.4 Other Commercial Auto Liability	(351)	20,375				(30,447)	19,086		(3,947)	7,337	517	1,080
21.1 Private Passenger Auto Physical Damage												
21.2 Commercial Auto Physical Damage	(23)	6,860				(250)	330		(56)	33	221	323
22. Aircraft (all perils)												
23. Fidelity												
24. Surety												
26. Burglary and Theft												
27. Boiler and Machinery		570				68	(37)		(94)	55	11	41
28. Credit												
29. International												
30. Warranty												
31. Reins nonproportional assumed property	XXX	XXX	XXX	XXX	XXX	XXX	XXX	XXX	XXX	XXX	XXX	XXX
32. Reins nonproportional assumed liability	XXX	XXX	XXX	XXX	XXX	XXX	XXX	XXX	XXX	XXX	XXX	XXX
33. Reins nonproportional assumed financial lines	XXX	XXX	XXX	XXX	XXX	XXX	XXX	XXX	XXX	XXX	XXX	XXX
34. Aggregate Write-Ins for Other Lines of Business												
35. Total (a)	(341)	45,861			10,692	(24,611)	32,726		(27,077)	35,981	1,068	3,360
DETAILS OF WRITE-INS												
3401.												
3402.												
3403.												
3498. Summary of remaining write-ins for Line 34 from overflow page												
3499. Totals (Lines 3401 through 3403 plus 3498)(Line 34 above)												

(a) Finance and service charges not included in Lines 1 to 35 \$
(b) For health business on indicated lines report: Number of persons insured under PPO managed care products and number of persons insured under indemnity only products



ANNUAL STATEMENT FOR THE YEAR 2024 OF THE ALLIED INSURANCE COMPANY OF AMERICA
EXHIBIT OF PREMIUMS AND LOSSES (Statutory Page 14)

NAIC Group Code 0140		BUSINESS IN THE STATE OF Illinois				DURING THE YEAR 2024				NAIC Company Code 10127		
Line of Business	Gross Premiums, Including Policy and Membership Fees, Less Return Premiums and Premiums on Policies not Taken		3 Dividends Paid or Credited to Policyholders on Direct Business	4 Direct Unearned Premium Reserves	5 Direct Losses Paid (deducting salvage)	6 Direct Losses Incurred	7 Direct Losses Unpaid	8 Direct Defense and Cost Containment Expense Paid	9 Direct Defense and Cost Containment Expense Incurred	10 Direct Defense and Cost Containment Expense Unpaid	11 Commissions and Brokerage Expenses	12 Taxes, Licenses and Fees
	1 Direct Premiums Written	2 Direct Premiums Earned										
Fire - All Lines	(230)	1,180				(962)	1,356		(166)	143	(33)	(8)
Multiple Peril Crop												
Federal Flood												
Private Crop												
Private Flood	2,793	349		2,444		20	20		2	2	445	177
Farmowners Multiple Peril												
Homeowners Multiple Peril												
Commercial Multiple Peril (Non-Liability Portion)	10,129	56,267		9,949	9,163	62,743	185,886	11,802	(2,001)	6,613	997	1,093
Commercial Multiple Peril (Liability Portion)	31,681	54,603		15,502	901,373	(447,114)	1,368,309	116,957	3,313	153,854	4,949	(333)
Mortgage Guaranty												
Ocean Marine												
Inland Marine												
Pet Insurance Plans												
Financial Guaranty												
Medical Professional Liability - Occurrence												
Medical Professional Liability - Claims-Made												
Earthquake	2,321	2,055		1,989							380	83
Comprehensive (hospital and medical) ind (b)												
Comprehensive (hospital and medical) group (b)												
Credit A&H (Group and Individual)												
Vision Only (b)												
Dental Only (b)												
Disability Income (b)												
Medicare Supplement (b)												
Medicaid Title XIX (b)												
Medicare Title XVIII (b)												
Long-Term Care (b)												
Federal Employees Health Benefits Plan (b)												
Other Health (b)												
Workers' Compensation												
Other Liability - Occurrence						2,188	2,188		519	519		
Other Liability - Claims-Made	7,814	4,706		3,108							1,260	(570)
Excess Workers' Compensation												
Products Liability - Occurrence												
Products Liability - Claims-Made												
Private Passenger Auto No-Fault (Personal Injury Protection)												
Other Private Passenger Auto Liability												
Commercial Auto No-Fault (Personal Injury Protection)												
Other Commercial Auto Liability	32,195	101,845		10,815	459,336	986,132	1,335,556	19,301	(2,565)	45,972	4,876	(2,761)
Private Passenger Auto Physical Damage												
Commercial Auto Physical Damage	12,767	31,756		4,158	31,414	20,560	1,275	387	(81)	274	1,814	(836)
Aircraft (all perils)												
Fidelity												
Surety												
Burglary and Theft												
Boiler and Machinery	952	3,481		911	2,001	(597)	4,183		(670)	481	164	56
Credit												
International												
Warranty												
Reins nonproportional assumed property	XXX	XXX	XXX	XXX	XXX	XXX	XXX	XXX	XXX	XXX	XXX	XXX
Reins nonproportional assumed liability	XXX	XXX	XXX	XXX	XXX	XXX	XXX	XXX	XXX	XXX	XXX	XXX
Reins nonproportional assumed financial lines	XXX	XXX	XXX	XXX	XXX	XXX	XXX	XXX	XXX	XXX	XXX	XXX
Aggregate Write-Ins for Other Lines of Business												
Total (a)	100,422	256,243		48,877	1,403,286	622,970	2,898,773	148,446	(1,649)	207,859	14,852	(3,100)
DETAILS OF WRITE-INS												
Summary of remaining write-ins for Line 34 from overflow page												
Totals (Lines 3401 through 3403 plus 3498)(Line 34 above)												

(a) Finance and service charges not included in Lines 1 to 35 \$ 395
(b) For health business on indicated lines report: Number of persons insured under PPO managed care products and number of persons insured under indemnity only products



ANNUAL STATEMENT FOR THE YEAR 2024 OF THE ALLIED INSURANCE COMPANY OF AMERICA

EXHIBIT OF PREMIUMS AND LOSSES (Statutory Page 14)

NAIC Group Code 0140		BUSINESS IN THE STATE OF Indiana				DURING THE YEAR 2024				NAIC Company Code 10127		
Line of Business	Gross Premiums, Including Policy and Membership Fees, Less Return Premiums and Premiums on Policies not Taken		3 Dividends Paid or Credited to Policyholders on Direct Business	4 Direct Unearned Premium Reserves	5 Direct Losses Paid (deducting salvage)	6 Direct Losses Incurred	7 Direct Losses Unpaid	8 Direct Defense and Cost Containment Expense Paid	9 Direct Defense and Cost Containment Expense Incurred	10 Direct Defense and Cost Containment Expense Unpaid	11 Commissions and Brokerage Expenses	12 Taxes, Licenses and Fees
	1 Direct Premiums Written	2 Direct Premiums Earned										
Fire Lines						(34)	41		(3)	1		
Multiple Peril Crop												
Federal Flood												
Private Crop												
Private Flood												
Farmowners Multiple Peril												
Homeowners Multiple Peril												
Commercial Multiple Peril (Non-Liability Portion)	23,002	165,592		20,491	423,700	217,585	166,690	14,612	5,377	4,855	3,111	750
Commercial Multiple Peril (Liability Portion)	(2,097)	34,399		138	180,473	15,380	152,094	31,387	(5,003)	44,486	682	75
Mortgage Guaranty												
Ocean Marine												
Inland Marine												
Pet Insurance Plans												
Financial Guaranty												
Medical Professional Liability - Occurrence												
Medical Professional Liability - Claims-Made												
Earthquake		2,259									4	6
Comprehensive (hospital and medical) ind (b)												
Comprehensive (hospital and medical) group (b)												
Credit A&H (Group and Individual)												
Vision Only (b)												
Dental Only (b)												
Disability Income (b)												
Medicare Supplement (b)												
Medicaid Title XIX (b)												
Medicare Title XVIII (b)												
Long-Term Care (b)												
Federal Employees Health Benefits Plan (b)												
Other Health (b)												
Workers' Compensation												
Other Liability - Occurrence												
Other Liability - Claims-Made												
Excess Workers' Compensation												
Products Liability - Occurrence												
Products Liability - Claims-Made												
Private Passenger Auto No-Fault (Personal Injury Protection)												
Other Private Passenger Auto Liability												45
Commercial Auto No-Fault (Personal Injury Protection)												
Other Commercial Auto Liability	(6,387)	54,511				(127,696)	219,033	10,506	(2,620)	29,629	1,761	645
Private Passenger Auto Physical Damage												
Commercial Auto Physical Damage	(2,576)	20,156			2,984	(5,229)	(104)	258	(63)	195	1,000	439
Aircraft (all perils)												
Fidelity												
Surety												
Burglary and Theft												
Boiler and Machinery	9,301	6,515		5,216		(1,500)	2,614		(171)	158	(74)	155
Credit												
International												
Warranty												
Reins nonproportional assumed property	XXX	XXX	XXX	XXX	XXX	XXX	XXX	XXX	XXX	XXX	XXX	XXX
Reins nonproportional assumed liability	XXX	XXX	XXX	XXX	XXX	XXX	XXX	XXX	XXX	XXX	XXX	XXX
Reins nonproportional assumed financial lines	XXX	XXX	XXX	XXX	XXX	XXX	XXX	XXX	XXX	XXX	XXX	XXX
Aggregate Write-Ins for Other Lines of Business												
Total (a)	21,243	283,432		25,845	607,157	98,507	540,369	56,762	(2,482)	79,325	6,484	2,115
DETAILS OF WRITE-INS												
Summary of remaining write-ins for Line 34 from overflow page												
Totals (Lines 3401 through 3403 plus 3498)(Line 34 above)												

(a) Finance and service charges not included in Lines 1 to 35 \$ (74)
(b) For health business on indicated lines report: Number of persons insured under PPO managed care products and number of persons insured under indemnity only products



ANNUAL STATEMENT FOR THE YEAR 2024 OF THE ALLIED INSURANCE COMPANY OF AMERICA

EXHIBIT OF PREMIUMS AND LOSSES (Statutory Page 14)

NAIC Group Code 0140 BUSINESS IN THE STATE OF Iowa DURING THE YEAR 2024 NAIC Company Code 10127

Line of Business	Gross Premiums, Including Policy and Membership Fees, Less Return Premiums and Premiums on Policies not Taken		3	4	5	6	7	8	9	10	11	12
	1	2										
	Direct Premiums Written	Direct Premiums Earned	Dividends Paid or Credited to Policyholders on Direct Business	Direct Unearned Premium Reserves	Direct Losses Paid (deducting salvage)	Direct Losses Incurred	Direct Losses Unpaid	Direct Defense and Cost Containment Expense Paid	Direct Defense and Cost Containment Expense Incurred	Direct Defense and Cost Containment Expense Unpaid	Commissions and Brokerage Expenses	Taxes, Licenses and Fees
1. Fire												
2.1 Allied Lines												
2.2 Multiple Peril Crop												
2.3 Federal Flood												
2.4. Private Crop												
2.5 Private Flood												
3. Farmowners Multiple Peril												
4. Homeowners Multiple Peril												
5.1 Commercial Multiple Peril (Non-Liability Portion)		13,962			164,928	104,285	47,149	503	(6,001)	3,840	504	14,050
5.2 Commercial Multiple Peril (Liability Portion)		3,377			52,013	(267,494)	18,192	11,258	(13,233)	31,291	141	10,078
6. Mortgage Guaranty												
8. Ocean Marine												
9.1 Inland Marine												
9.2 Pet Insurance Plans												
10. Financial Guaranty												
11.1 Medical Professional Liability - Occurrence												
11.2 Medical Professional Liability - Claims-Made												
12. Earthquake		1										
13.1 Comprehensive (hospital and medical) ind (b)												
13.2 Comprehensive (hospital and medical) group (b)												
14. Credit A&H (Group and Individual)												
15.1 Vision Only (b).....												
15.2 Dental Only (b)												
15.3 Disability Income (b)												
15.4 Medicare Supplement (b)												
15.5 Medicaid Title XIX (b)												
15.6 Medicare Title XVIII (b).....												
15.7 Long-Term Care (b)												
15.8 Federal Employees Health Benefits Plan (b)												
15.9 Other Health (b)												
16. Workers' Compensation												
17.1 Other Liability - Occurrence												
17.2 Other Liability - Claims-Made												
17.3 Excess Workers' Compensation												
18.1 Products Liability - Occurrence												
18.2 Products Liability - Claims-Made												
19.1 Private Passenger Auto No-Fault (Personal Injury Protection)												504
19.2 Other Private Passenger Auto Liability												
19.3 Commercial Auto No-Fault (Personal Injury Protection)												
19.4 Other Commercial Auto Liability	2,129	7,104		2,336		(85,311)	41,463	697	(11,763)	20,150	91	303
21.1 Private Passenger Auto Physical Damage												
21.2 Commercial Auto Physical Damage	3,028	4,448		2,325	(945)	(776)	853		(225)	110	185	132
22. Aircraft (all perils)												
23. Fidelity												
24. Surety												
26. Burglary and Theft												
27. Boiler and Machinery		345				(347)	798		(145)	103	11	515
28. Credit												
29. International												
30. Warranty												
31. Reins nonproportional assumed property	XXX	XXX	XXX	XXX	XXX	XXX	XXX	XXX	XXX	XXX	XXX	XXX
32. Reins nonproportional assumed liability	XXX	XXX	XXX	XXX	XXX	XXX	XXX	XXX	XXX	XXX	XXX	XXX
33. Reins nonproportional assumed financial lines	XXX	XXX	XXX	XXX	XXX	XXX	XXX	XXX	XXX	XXX	XXX	XXX
34. Aggregate Write-Ins for Other Lines of Business												
35. Total (a)	5,146	29,235		4,661	215,996	(249,643)	108,455	12,458	(31,367)	55,494	931	25,582
DETAILS OF WRITE-INS												
3401.												
3402.												
3403.												
3498. Summary of remaining write-ins for Line 34 from overflow page												
3499. Totals (Lines 3401 through 3403 plus 3498)(Line 34 above)												

(a) Finance and service charges not included in Lines 1 to 35 \$1
(b) For health business on indicated lines report: Number of persons insured under PPO managed care products and number of persons insured under indemnity only products



ANNUAL STATEMENT FOR THE YEAR 2024 OF THE ALLIED INSURANCE COMPANY OF AMERICA

EXHIBIT OF PREMIUMS AND LOSSES (Statutory Page 14)

NAIC Group Code 0140 BUSINESS IN THE STATE OF Kansas DURING THE YEAR 2024 NAIC Company Code 10127

Line of Business	Gross Premiums, Including Policy and Membership Fees, Less Return Premiums and Premiums on Policies not Taken		3	4	5	6	7	8	9	10	11	12
	1	2										
	Direct Premiums Written	Direct Premiums Earned	Dividends Paid or Credited to Policyholders on Direct Business	Direct Unearned Premium Reserves	Direct Losses Paid (deducting salvage)	Direct Losses Incurred	Direct Losses Unpaid	Direct Defense and Cost Containment Expense Paid	Direct Defense and Cost Containment Expense Incurred	Direct Defense and Cost Containment Expense Unpaid	Commissions and Brokerage Expenses	Taxes, Licenses and Fees
1. Fire												
2.1 Allied Lines												
2.2 Multiple Peril Crop												
2.3 Federal Flood												
2.4. Private Crop												
2.5 Private Flood												
3. Farmowners Multiple Peril												
4. Homeowners Multiple Peril												
5.1 Commercial Multiple Peril (Non-Liability Portion)	9,251	110,040		3,176	78,257	9,897	72,221	7,310	(8,654)	10,159	5,172	16,196
5.2 Commercial Multiple Peril (Liability Portion)	20,992	25,229		16,963	24,766	14,661	28,011		(21,883)	29,566	3,566	3,091
6. Mortgage Guaranty												
8. Ocean Marine												
9.1 Inland Marine												
9.2 Pet Insurance Plans												
10. Financial Guaranty												
11.1 Medical Professional Liability - Occurrence												
11.2 Medical Professional Liability - Claims-Made												
12. Earthquake	59	225									13	29
13.1 Comprehensive (hospital and medical) ind (b)												
13.2 Comprehensive (hospital and medical) group (b)												
14. Credit A&H (Group and Individual)												
15.1 Vision Only (b).....												
15.2 Dental Only (b)												
15.3 Disability Income (b)												
15.4 Medicare Supplement (b)												
15.5 Medicaid Title XIX (b)												
15.6 Medicare Title XVIII (b).....												
15.7 Long-Term Care (b)												
15.8 Federal Employees Health Benefits Plan (b)												
15.9 Other Health (b)												
16. Workers' Compensation												
17.1 Other Liability - Occurrence												
17.2 Other Liability - Claims-Made	757	95		662							101	16
17.3 Excess Workers' Compensation												
18.1 Products Liability - Occurrence												
18.2 Products Liability - Claims-Made												
19.1 Private Passenger Auto No-Fault (Personal Injury Protection)												
19.2 Other Private Passenger Auto Liability												
19.3 Commercial Auto No-Fault (Personal Injury Protection)	848	1,892		60	10,953	6,438	14,184		(1,387)	2,583	212	200
19.4 Other Commercial Auto Liability	66,399	155,084		3,951	2,010,152	1,161,258	445,369	130,665	103,005	70,430	15,479	20,619
21.1 Private Passenger Auto Physical Damage												
21.2 Commercial Auto Physical Damage	8,005	63,787		1,037	32,274	(5,837)	2,533	703	229	289	4,420	11,409
22. Aircraft (all perils)												
23. Fidelity												
24. Surety												
26. Burglary and Theft												
27. Boiler and Machinery	242	3,417		54		161	2,343		(299)	257	104	521
28. Credit												
29. International												
30. Warranty												
31. Reins nonproportional assumed property	XXX	XXX	XXX	XXX	XXX	XXX	XXX	XXX	XXX	XXX	XXX	XXX
32. Reins nonproportional assumed liability	XXX	XXX	XXX	XXX	XXX	XXX	XXX	XXX	XXX	XXX	XXX	XXX
33. Reins nonproportional assumed financial lines	XXX	XXX	XXX	XXX	XXX	XXX	XXX	XXX	XXX	XXX	XXX	XXX
34. Aggregate Write-Ins for Other Lines of Business												
35. Total (a)	106,553	359,770		25,903	2,156,401	1,186,577	564,661	138,677	71,011	113,284	29,066	52,081
DETAILS OF WRITE-INS												
3401.												
3402.												
3403.												
3498. Summary of remaining write-ins for Line 34 from overflow page												
3499. Totals (Lines 3401 through 3403 plus 3498)(Line 34 above)												

(a) Finance and service charges not included in Lines 1 to 35 \$ 182
(b) For health business on indicated lines report: Number of persons insured under PPO managed care products and number of persons insured under indemnity only products



ANNUAL STATEMENT FOR THE YEAR 2024 OF THE ALLIED INSURANCE COMPANY OF AMERICA

EXHIBIT OF PREMIUMS AND LOSSES (Statutory Page 14)

NAIC Group Code 0140 BUSINESS IN THE STATE OF Kentucky DURING THE YEAR 2024 NAIC Company Code 10127

Line of Business	Gross Premiums, Including Policy and Membership Fees, Less Return Premiums and Premiums on Policies not Taken		3	4	5	6	7	8	9	10	11	12
	1	2										
	Direct Premiums Written	Direct Premiums Earned	Dividends Paid or Credited to Policyholders on Direct Business	Direct Unearned Premium Reserves	Direct Losses Paid (deducting salvage)	Direct Losses Incurred	Direct Losses Unpaid	Direct Defense and Cost Containment Expense Paid	Direct Defense and Cost Containment Expense Incurred	Direct Defense and Cost Containment Expense Unpaid	Commissions and Brokerage Expenses	Taxes, Licenses and Fees
1. Fire												
2.1 Allied Lines						(17)	16		(5)	2		
2.2 Multiple Peril Crop												
2.3 Federal Flood												
2.4 Private Crop												
2.5 Private Flood												
3. Farmowners Multiple Peril												
4. Homeowners Multiple Peril												
5.1 Commercial Multiple Peril (Non-Liability Portion)	9,763	12,132		5,545	938	(36,086)	10,722	720	(5,213)	2,314	6,646	233
5.2 Commercial Multiple Peril (Liability Portion)	2,208	4,135		1,788		(79,870)	21,963	4,277	(17,781)	25,661	1,008	57
6. Mortgage Guaranty												
8. Ocean Marine												
9.1 Inland Marine												
9.2 Pet Insurance Plans												
10. Financial Guaranty												
11.1 Medical Professional Liability - Occurrence												
11.2 Medical Professional Liability - Claims-Made												
12. Earthquake	(15)	104									207	
13.1 Comprehensive (hospital and medical) ind (b)												
13.2 Comprehensive (hospital and medical) group (b)												
14. Credit A&H (Group and Individual)												
15.1 Vision Only (b).....												
15.2 Dental Only (b).....												
15.3 Disability Income (b)												
15.4 Medicare Supplement (b)												
15.5 Medicaid Title XIX (b)												
15.6 Medicare Title XVIII (b).....												
15.7 Long-Term Care (b)												
15.8 Federal Employees Health Benefits Plan (b)												
15.9 Other Health (b)												
16. Workers' Compensation												
17.1 Other Liability - Occurrence												
17.2 Other Liability - Claims-Made												
17.3 Excess Workers' Compensation												
18.1 Products Liability - Occurrence												
18.2 Products Liability - Claims-Made												
19.1 Private Passenger Auto No-Fault (Personal Injury Protection)												
19.2 Other Private Passenger Auto Liability												433
19.3 Commercial Auto No-Fault (Personal Injury Protection)	(70)	429			11,857	(4,071)	545		(1,941)	2,605	(60)	2,047
19.4 Other Commercial Auto Liability	(1,799)	20,182			78,038	(35,127)	137,080	3,200	(5,896)	24,302	(1,888)	102,758
21.1 Private Passenger Auto Physical Damage												
21.2 Commercial Auto Physical Damage	(794)	7,813			33,611	33,388	170	329	(364)	374	(807)	16,367
22. Aircraft (all perils)												
23. Fidelity												
24. Surety												
26. Burglary and Theft												
27. Boiler and Machinery	(5)	274				(777)	484		(120)	68	66	
28. Credit												
29. International												
30. Warranty												
31. Reins nonproportional assumed property	XXX	XXX	XXX	XXX	XXX	XXX	XXX	XXX	XXX	XXX	XXX	XXX
32. Reins nonproportional assumed liability	XXX	XXX	XXX	XXX	XXX	XXX	XXX	XXX	XXX	XXX	XXX	XXX
33. Reins nonproportional assumed financial lines	XXX	XXX	XXX	XXX	XXX	XXX	XXX	XXX	XXX	XXX	XXX	XXX
34. Aggregate Write-Ins for Other Lines of Business												
35. Total (a)	9,288	45,070		7,333	124,444	(122,561)	170,978	8,526	(31,321)	55,328	5,172	121,896
DETAILS OF WRITE-INS												
3401.												
3402.												
3403.												
3498. Summary of remaining write-ins for Line 34 from overflow page												
3499. Totals (Lines 3401 through 3403 plus 3498)(Line 34 above)												

(a) Finance and service charges not included in Lines 1 to 35 \$7
(b) For health business on indicated lines report: Number of persons insured under PPO managed care products and number of persons insured under indemnity only products



ANNUAL STATEMENT FOR THE YEAR 2024 OF THE ALLIED INSURANCE COMPANY OF AMERICA

EXHIBIT OF PREMIUMS AND LOSSES (Statutory Page 14)

NAIC Group Code 0140 BUSINESS IN THE STATE OF Maine DURING THE YEAR 2024 NAIC Company Code 10127

Line of Business	Gross Premiums, Including Policy and Membership Fees, Less Return Premiums and Premiums on Policies not Taken		3	4	5	6	7	8	9	10	11	12
	1	2										
	Direct Premiums Written	Direct Premiums Earned	Dividends Paid or Credited to Policyholders on Direct Business	Direct Unearned Premium Reserves	Direct Losses Paid (deducting salvage)	Direct Losses Incurred	Direct Losses Unpaid	Direct Defense and Cost Containment Expense Paid	Direct Defense and Cost Containment Expense Incurred	Direct Defense and Cost Containment Expense Unpaid	Commissions and Brokerage Expenses	Taxes, Licenses and Fees
1. Fire												
2.1 Allied Lines												
2.2 Multiple Peril Crop												
2.3 Federal Flood												
2.4. Private Crop												
2.5 Private Flood												
3. Farmowners Multiple Peril												
4. Homeowners Multiple Peril												
5.1 Commercial Multiple Peril (Non-Liability Portion)	(81)	3,419			(6,006)		783		(673)	615	(12)	
5.2 Commercial Multiple Peril (Liability Portion)	(19)	2,653			(3,547)		3,832		(2,503)	3,438	(3)	1
6. Mortgage Guaranty												
8. Ocean Marine												
9.1 Inland Marine												
9.2 Pet Insurance Plans												
10. Financial Guaranty												
11.1 Medical Professional Liability - Occurrence												
11.2 Medical Professional Liability - Claims-Made												
12. Earthquake												
13.1 Comprehensive (hospital and medical) ind (b)												
13.2 Comprehensive (hospital and medical) group (b)												
14. Credit A&H (Group and Individual)												
15.1 Vision Only (b).....												
15.2 Dental Only (b)												
15.3 Disability Income (b)												
15.4 Medicare Supplement (b)												
15.5 Medicaid Title XIX (b)												
15.6 Medicare Title XVIII (b).....												
15.7 Long-Term Care (b)												
15.8 Federal Employees Health Benefits Plan (b)												
15.9 Other Health (b)												
16. Workers' Compensation												
17.1 Other Liability - Occurrence												
17.2 Other Liability - Claims-Made												
17.3 Excess Workers' Compensation												
18.1 Products Liability - Occurrence												
18.2 Products Liability - Claims-Made												
19.1 Private Passenger Auto No-Fault (Personal Injury Protection)												
19.2 Other Private Passenger Auto Liability												418
19.3 Commercial Auto No-Fault (Personal Injury Protection)												
19.4 Other Commercial Auto Liability	87,254	8,545		83,946	18,000	(80,713)	7,509		(1,124)	2,870	13,879	41,755
21.1 Private Passenger Auto Physical Damage												
21.2 Commercial Auto Physical Damage	23,642	2,403		22,536	25,107	14,139	20	1,936	1,879	33	2,722	499
22. Aircraft (all perils)												
23. Fidelity												
24. Surety												
26. Burglary and Theft												
27. Boiler and Machinery	(1)	80				(32)	12		(8)	7		
28. Credit												
29. International												
30. Warranty												
31. Reins nonproportional assumed property	XXX	XXX	XXX	XXX	XXX	XXX	XXX	XXX	XXX	XXX	XXX	XXX
32. Reins nonproportional assumed liability	XXX	XXX	XXX	XXX	XXX	XXX	XXX	XXX	XXX	XXX	XXX	XXX
33. Reins nonproportional assumed financial lines	XXX	XXX	XXX	XXX	XXX	XXX	XXX	XXX	XXX	XXX	XXX	XXX
34. Aggregate Write-Ins for Other Lines of Business												
35. Total (a)	110,795	17,102		106,482	43,107	(76,160)	12,156	1,936	(2,429)	6,963	16,586	42,673
DETAILS OF WRITE-INS												
3401.												
3402.												
3403.												
3498. Summary of remaining write-ins for Line 34 from overflow page												
3499. Totals (Lines 3401 through 3403 plus 3498)(Line 34 above)												

(a) Finance and service charges not included in Lines 1 to 35 \$3
(b) For health business on indicated lines report: Number of persons insured under PPO managed care products and number of persons insured under indemnity only products



ANNUAL STATEMENT FOR THE YEAR 2024 OF THE ALLIED INSURANCE COMPANY OF AMERICA

EXHIBIT OF PREMIUMS AND LOSSES (Statutory Page 14)

NAIC Group Code 0140 BUSINESS IN THE STATE OF Maryland DURING THE YEAR 2024 NAIC Company Code 10127

Line of Business	Gross Premiums, Including Policy and Membership Fees, Less Return Premiums and Premiums on Policies not Taken		3 Dividends Paid or Credited to Policyholders on Direct Business	4 Direct Unearned Premium Reserves	5 Direct Losses Paid (deducting salvage)	6 Direct Losses Incurred	7 Direct Losses Unpaid	8 Direct Defense and Cost Containment Expense Paid	9 Direct Defense and Cost Containment Expense Incurred	10 Direct Defense and Cost Containment Expense Unpaid	11 Commissions and Brokerage Expenses	12 Taxes, Licenses and Fees
	1 Direct Premiums Written	2 Direct Premiums Earned										
1. Fire												
2.1 Allied Lines												
2.2 Multiple Peril Crop												
2.3 Federal Flood												
2.4. Private Crop												
2.5 Private Flood	1,382	634		748		29	29		4	4	192	28
3. Farmowners Multiple Peril												
4. Homeowners Multiple Peril												
5.1 Commercial Multiple Peril (Non-Liability Portion)	22,306	49,710		13,576	5,263	4,726	22		(13,056)	3,884	5,310	11,280
5.2 Commercial Multiple Peril (Liability Portion)	80,849	48,756		47,176	674,215	521,377	828,286	80,328	18,849	69,416	11,761	6,159
6. Mortgage Guaranty												
8. Ocean Marine												
9.1 Inland Marine												
9.2 Pet Insurance Plans												
10. Financial Guaranty												
11.1 Medical Professional Liability - Occurrence												
11.2 Medical Professional Liability - Claims-Made												
12. Earthquake	228	367		123							151	98
13.1 Comprehensive (hospital and medical) ind (b)												
13.2 Comprehensive (hospital and medical) group (b)												
14. Credit A&H (Group and Individual)												
15.1 Vision Only (b).....												
15.2 Dental Only (b)												
15.3 Disability Income (b)												
15.4 Medicare Supplement (b)												
15.5 Medicaid Title XIX (b)												
15.6 Medicare Title XVIII (b).....												
15.7 Long-Term Care (b)												
15.8 Federal Employees Health Benefits Plan (b)												
15.9 Other Health (b)												
16. Workers' Compensation												
17.1 Other Liability - Occurrence						12	12		12	12		
17.2 Other Liability - Claims-Made	1,185	290		895							163	24
17.3 Excess Workers' Compensation												
18.1 Products Liability - Occurrence												
18.2 Products Liability - Claims-Made												
19.1 Private Passenger Auto No-Fault (Personal Injury Protection)												
19.2 Other Private Passenger Auto Liability												130
19.3 Commercial Auto No-Fault (Personal Injury Protection)	1,211	1,685		706	5,947	(10,945)	1,930	11	(9,820)	12,409	111	421
19.4 Other Commercial Auto Liability	82,284	115,640		53,604	1,165,827	1,535,785	1,526,381	53,816	9,197	84,445	8,860	29,745
21.1 Private Passenger Auto Physical Damage												
21.2 Commercial Auto Physical Damage	15,063	28,557		8,974	(12,255)	(8,763)	1,400	16	(1,775)	1,126	1,449	9,157
22. Aircraft (all perils)												
23. Fidelity												
24. Surety												
26. Burglary and Theft	127	5		122							17	3
27. Boiler and Machinery	3,196	2,466		1,840		(79)	700		(347)	136	480	445
28. Credit												
29. International												
30. Warranty												
31. Reins nonproportional assumed property	XXX	XXX	XXX	XXX	XXX	XXX	XXX	XXX	XXX	XXX	XXX	XXX
32. Reins nonproportional assumed liability	XXX	XXX	XXX	XXX	XXX	XXX	XXX	XXX	XXX	XXX	XXX	XXX
33. Reins nonproportional assumed financial lines	XXX	XXX	XXX	XXX	XXX	XXX	XXX	XXX	XXX	XXX	XXX	XXX
34. Aggregate Write-Ins for Other Lines of Business												
35. Total (a)	207,831	248,109		127,765	1,838,998	2,042,144	2,358,761	134,171	3,065	171,432	28,495	57,488
DETAILS OF WRITE-INS												
3401.												
3402.												
3403.												
3498. Summary of remaining write-ins for Line 34 from overflow page												
3499. Totals (Lines 3401 through 3403 plus 3498)(Line 34 above)												

(a) Finance and service charges not included in Lines 1 to 35 \$ 717
(b) For health business on indicated lines report: Number of persons insured under PPO managed care products and number of persons insured under indemnity only products



ANNUAL STATEMENT FOR THE YEAR 2024 OF THE ALLIED INSURANCE COMPANY OF AMERICA

EXHIBIT OF PREMIUMS AND LOSSES (Statutory Page 14)

NAIC Group Code 0140 BUSINESS IN THE STATE OF Massachusetts DURING THE YEAR 2024 NAIC Company Code 10127

Line of Business	Gross Premiums, Including Policy and Membership Fees, Less Return Premiums and Premiums on Policies not Taken		3	4	5	6	7	8	9	10	11	12
	1	2										
	Direct Premiums Written	Direct Premiums Earned	Dividends Paid or Credited to Policyholders on Direct Business	Direct Unearned Premium Reserves	Direct Losses Paid (deducting salvage)	Direct Losses Incurred	Direct Losses Unpaid	Direct Defense and Cost Containment Expense Paid	Direct Defense and Cost Containment Expense Incurred	Direct Defense and Cost Containment Expense Unpaid	Commissions and Brokerage Expenses	Taxes, Licenses and Fees
1. Fire												
2.1 Allied Lines												
2.2 Multiple Peril Crop												
2.3 Federal Flood												
2.4. Private Crop												
2.5 Private Flood												
3. Farmowners Multiple Peril												
4. Homeowners Multiple Peril												
5.1 Commercial Multiple Peril (Non-Liability Portion)												
5.2 Commercial Multiple Peril (Liability Portion)												
6. Mortgage Guaranty												
8. Ocean Marine												
9.1 Inland Marine												
9.2 Pet Insurance Plans												
10. Financial Guaranty												
11.1 Medical Professional Liability - Occurrence												
11.2 Medical Professional Liability - Claims-Made												
12. Earthquake												
13.1 Comprehensive (hospital and medical) ind (b)												
13.2 Comprehensive (hospital and medical) group (b)												
14. Credit A&H (Group and Individual)												
15.1 Vision Only (b).....												
15.2 Dental Only (b)												
15.3 Disability Income (b)												
15.4 Medicare Supplement (b)												
15.5 Medicaid Title XIX (b)												
15.6 Medicare Title XVIII (b).....												
15.7 Long-Term Care (b)												
15.8 Federal Employees Health Benefits Plan (b)												
15.9 Other Health (b)												
16. Workers' Compensation												
17.1 Other Liability - Occurrence												
17.2 Other Liability - Claims-Made												
17.3 Excess Workers' Compensation												
18.1 Products Liability - Occurrence												
18.2 Products Liability - Claims-Made												
19.1 Private Passenger Auto No-Fault (Personal Injury Protection)												
19.2 Other Private Passenger Auto Liability												
19.3 Commercial Auto No-Fault (Personal Injury Protection)		81	4		77						12	2
19.4 Other Commercial Auto Liability	12, 427	591		11, 836		267	267		21	21	2, 259	534
21.1 Private Passenger Auto Physical Damage												
21.2 Commercial Auto Physical Damage	8, 133	1, 063		7, 070		6	6				825	187
22. Aircraft (all perils)												
23. Fidelity												
24. Surety												
26. Burglary and Theft												
27. Boiler and Machinery												
28. Credit												
29. International												
30. Warranty												
31. Reins nonproportional assumed property	XXX	XXX	XXX	XXX	XXX	XXX	XXX	XXX	XXX	XXX	XXX	XXX
32. Reins nonproportional assumed liability	XXX	XXX	XXX	XXX	XXX	XXX	XXX	XXX	XXX	XXX	XXX	XXX
33. Reins nonproportional assumed financial lines	XXX	XXX	XXX	XXX	XXX	XXX	XXX	XXX	XXX	XXX	XXX	XXX
34. Aggregate Write-Ins for Other Lines of Business												
35. Total (a)	20, 641	1, 659		18, 982		272	272		22	22	3, 096	723
DETAILS OF WRITE-INS												
3401.												
3402.												
3403.												
3498. Summary of remaining write-ins for Line 34 from overflow page												
3499. Totals (Lines 3401 through 3403 plus 3498)(Line 34 above)												

(a) Finance and service charges not included in Lines 1 to 35 \$
(b) For health business on indicated lines report: Number of persons insured under PPO managed care products and number of persons insured under indemnity only products



ANNUAL STATEMENT FOR THE YEAR 2024 OF THE ALLIED INSURANCE COMPANY OF AMERICA

EXHIBIT OF PREMIUMS AND LOSSES (Statutory Page 14)

NAIC Group Code 0140		BUSINESS IN THE STATE OF Michigan		DURING THE YEAR 2024						NAIC Company Code 10127		
Line of Business	Gross Premiums, Including Policy and Membership Fees, Less Return Premiums and Premiums on Policies not Taken		3 Dividends Paid or Credited to Policyholders on Direct Business	4 Direct Unearned Premium Reserves	5 Direct Losses Paid (deducting salvage)	6 Direct Losses Incurred	7 Direct Losses Unpaid	8 Direct Defense and Cost Containment Expense Paid	9 Direct Defense and Cost Containment Expense Incurred	10 Direct Defense and Cost Containment Expense Unpaid	11 Commissions and Brokerage Expenses	12 Taxes, Licenses and Fees
	1 Direct Premiums Written	2 Direct Premiums Earned										
Fire												
Allied Lines												
Multiple Peril Crop												
Federal Flood												
Private Crop												
Private Flood												
Farmowners Multiple Peril												
Homeowners Multiple Peril												
Commercial Multiple Peril (Non-Liability Portion)	7,764	127,068		.967	26,099	(110,199)	(8,153)	55	(19,282)	19,421	2,769	5,968
Commercial Multiple Peril (Liability Portion)	14,896	42,995		12,031	778,458	(23,271)	257,447	32,957	(46,813)	110,085	3,139	6,876
Mortgage Guaranty												
Ocean Marine												
Inland Marine												
Pet Insurance Plans												
Financial Guaranty												
Medical Professional Liability - Occurrence												
Medical Professional Liability - Claims-Made												
Earthquake												
Comprehensive (hospital and medical) ind (b)												
Comprehensive (hospital and medical) group (b)												
Credit A&H (Group and Individual)												
Vision Only (b).....												
Dental Only (b)												
Disability Income (b)												
Medicare Supplement (b)												
Medicaid Title XIX (b)												
Medicare Title XVIII (b).....												
Long-Term Care (b)												
Federal Employees Health Benefits Plan (b)												
Other Health (b)												
Workers' Compensation												
Other Liability - Occurrence						1	1					
Other Liability - Claims-Made	294	37		257							44	4
Excess Workers' Compensation												
Products Liability - Occurrence												
Products Liability - Claims-Made												
Private Passenger Auto No-Fault (Personal Injury Protection)												
Other Private Passenger Auto Liability												
Commercial Auto No-Fault (Personal Injury Protection)	5,059	34,926		1,902	252,139	(905,639)	1,118,400	46,748	(97,724)	198,344	1,254	20,703
Other Commercial Auto Liability	35,698	172,957		11,986	646,303	1,003,422	1,609,218	86,054	52,403	81,890	9,759	3,052
Private Passenger Auto Physical Damage												
Commercial Auto Physical Damage	34,687	110,547		9,942	17,300	(238)	6,676	450	(602)	647	7,959	6,171
Aircraft (all perils)												
Fidelity												
Surety												
Burglary and Theft												
Boiler and Machinery	1,566	4,649		66	48,698	37,664	619		(471)	602	315	168
Credit												
International												
Warranty												
Reins nonproportional assumed property	XXX	XXX	XXX	XXX	XXX	XXX	XXX	XXX	XXX	XXX	XXX	XXX
Reins nonproportional assumed liability	XXX	XXX	XXX	XXX	XXX	XXX	XXX	XXX	XXX	XXX	XXX	XXX
Reins nonproportional assumed financial lines	XXX	XXX	XXX	XXX	XXX	XXX	XXX	XXX	XXX	XXX	XXX	XXX
Aggregate Write-Ins for Other Lines of Business												
Total (a)	99,964	493,179		37,152	1,768,997	1,741	2,984,208	166,263	(112,488)	410,989	25,238	42,941
DETAILS OF WRITE-INS												
Summary of remaining write-ins for Line 34 from overflow page												
Totals (Lines 3401 through 3403 plus 3498)(Line 34 above)												

(a) Finance and service charges not included in Lines 1 to 35 \$ 287
(b) For health business on indicated lines report: Number of persons insured under PPO managed care products and number of persons insured under indemnity only products



ANNUAL STATEMENT FOR THE YEAR 2024 OF THE ALLIED INSURANCE COMPANY OF AMERICA

EXHIBIT OF PREMIUMS AND LOSSES (Statutory Page 14)

NAIC Group Code 0140 BUSINESS IN THE STATE OF Minnesota DURING THE YEAR 2024 NAIC Company Code 10127

Line of Business	Gross Premiums, Including Policy and Membership Fees, Less Return Premiums and Premiums on Policies not Taken		3	4	5	6	7	8	9	10	11	12
	1	2										
	Direct Premiums Written	Direct Premiums Earned	Dividends Paid or Credited to Policyholders on Direct Business	Direct Unearned Premium Reserves	Direct Losses Paid (deducting salvage)	Direct Losses Incurred	Direct Losses Unpaid	Direct Defense and Cost Containment Expense Paid	Direct Defense and Cost Containment Expense Incurred	Direct Defense and Cost Containment Expense Unpaid	Commissions and Brokerage Expenses	Taxes, Licenses and Fees
1. Fire												
2.1 Allied Lines												
2.2 Multiple Peril Crop												
2.3 Federal Flood												
2.4. Private Crop												
2.5 Private Flood												
3. Farmowners Multiple Peril												
4. Homeowners Multiple Peril												
5.1 Commercial Multiple Peril (Non-Liability Portion)	4,056	47,326				746,478	933,285	11,114	6,236	3,680	3,489	148
5.2 Commercial Multiple Peril (Liability Portion)	(429)	18,913			29,391	17,920	207,741	31,044	16,418	23,791	938	4
6. Mortgage Guaranty												
8. Ocean Marine												
9.1 Inland Marine												
9.2 Pet Insurance Plans												
10. Financial Guaranty												
11.1 Medical Professional Liability - Occurrence												
11.2 Medical Professional Liability - Claims-Made												
12. Earthquake												
13.1 Comprehensive (hospital and medical) ind (b)												
13.2 Comprehensive (hospital and medical) group (b)												
14. Credit A&H (Group and Individual)												
15.1 Vision Only (b).....												
15.2 Dental Only (b)												
15.3 Disability Income (b)												
15.4 Medicare Supplement (b)												
15.5 Medicaid Title XIX (b)												
15.6 Medicare Title XVIII (b).....												
15.7 Long-Term Care (b)												
15.8 Federal Employees Health Benefits Plan (b)												
15.9 Other Health (b)												
16. Workers' Compensation												1,495
17.1 Other Liability - Occurrence												
17.2 Other Liability - Claims-Made												
17.3 Excess Workers' Compensation												
18.1 Products Liability - Occurrence												
18.2 Products Liability - Claims-Made												
19.1 Private Passenger Auto No-Fault (Personal Injury Protection)												
19.2 Other Private Passenger Auto Liability												1,002
19.3 Commercial Auto No-Fault (Personal Injury Protection)	496	1,567		322		(14,249)	1,694		(1,785)	3,323	138	91
19.4 Other Commercial Auto Liability	17,271	48,794		9,756	30,804	(98,931)	50,168		(9,213)	19,686	5,548	1,665
21.1 Private Passenger Auto Physical Damage												
21.2 Commercial Auto Physical Damage	4,774	18,281		2,900	2,977	3,113	416		(134)	78	2,208	211
22. Aircraft (all perils)												
23. Fidelity												
24. Surety												
26. Burglary and Theft												
27. Boiler and Machinery	62	1,730				(8,249)	823		(142)	142	105	4
28. Credit												
29. International												
30. Warranty												
31. Reins nonproportional assumed property	XXX	XXX	XXX	XXX	XXX	XXX	XXX	XXX	XXX	XXX	XXX	XXX
32. Reins nonproportional assumed liability	XXX	XXX	XXX	XXX	XXX	XXX	XXX	XXX	XXX	XXX	XXX	XXX
33. Reins nonproportional assumed financial lines	XXX	XXX	XXX	XXX	XXX	XXX	XXX	XXX	XXX	XXX	XXX	XXX
34. Aggregate Write-Ins for Other Lines of Business												
35. Total (a)	26,230	136,611		12,978	63,172	646,082	1,194,126	42,158	11,381	50,701	12,426	4,620
DETAILS OF WRITE-INS												
3401.												
3402.												
3403.												
3498. Summary of remaining write-ins for Line 34 from overflow page												
3499. Totals (Lines 3401 through 3403 plus 3498)(Line 34 above)												

(a) Finance and service charges not included in Lines 1 to 35 \$ 19
(b) For health business on indicated lines report: Number of persons insured under PPO managed care products and number of persons insured under indemnity only products



ANNUAL STATEMENT FOR THE YEAR 2024 OF THE ALLIED INSURANCE COMPANY OF AMERICA

EXHIBIT OF PREMIUMS AND LOSSES (Statutory Page 14)

NAIC Group Code 0140		BUSINESS IN THE STATE OF Mississippi				DURING THE YEAR 2024				NAIC Company Code 10127		
Line of Business	Gross Premiums, Including Policy and Membership Fees, Less Return Premiums and Premiums on Policies not Taken		3 Dividends Paid or Credited to Policyholders on Direct Business	4 Direct Unearned Premium Reserves	5 Direct Losses Paid (deducting salvage)	6 Direct Losses Incurred	7 Direct Losses Unpaid	8 Direct Defense and Cost Containment Expense Paid	9 Direct Defense and Cost Containment Expense Incurred	10 Direct Defense and Cost Containment Expense Unpaid	11 Commissions and Brokerage Expenses	12 Taxes, Licenses and Fees
	1 Direct Premiums Written	2 Direct Premiums Earned										
Fire Lines												
Allied Lines												
Multiple Peril Crop												
Federal Flood												
Private Crop												
Private Flood												
Farmowners Multiple Peril												
Homeowners Multiple Peril												
Commercial Multiple Peril (Non-Liability Portion)	5,183	64,828		4,103	34,138	(25,750)	22,628	2,077	(5,503)	6,315	7,043	1,312
Commercial Multiple Peril (Liability Portion)	14,029	34,363		11,106	2,020	(59,423)	62,729	39	(32,687)	45,786	3,221	983
Mortgage Guaranty												
Ocean Marine												
Inland Marine												
Pet Insurance Plans												
Financial Guaranty												
Medical Professional Liability - Occurrence												
Medical Professional Liability - Claims-Made												
Earthquake		99										2
Comprehensive (hospital and medical) ind (b)												
Comprehensive (hospital and medical) group (b)												
Credit A&H (Group and Individual)												
Vision Only (b)												
Dental Only (b)												
Disability Income (b)												
Medicare Supplement (b)												
Medicaid Title XIX (b)												
Medicare Title XVIII (b)												
Long-Term Care (b)												
Federal Employees Health Benefits Plan (b)												
Other Health (b)												
Workers' Compensation												
Other Liability - Occurrence												
Other Liability - Claims-Made												
Excess Workers' Compensation												
Products Liability - Occurrence												
Products Liability - Claims-Made												
Private Passenger Auto No-Fault (Personal Injury Protection)												
Other Private Passenger Auto Liability												960
Commercial Auto No-Fault (Personal Injury Protection)												
Other Commercial Auto Liability	11,377	35,880		6,106	75,000	(49,361)	268,490	47,220	35,125	30,463	2,089	42,346
Private Passenger Auto Physical Damage												
Commercial Auto Physical Damage	2,983	7,627		1,643	7,044	6,738	511	853	320	290	549	359
Aircraft (all perils)												
Fidelity												
Surety												
Burglary and Theft												
Boiler and Machinery	111	1,483		88		(515)	586		(111)	106	105	33
Credit												
International												
Warranty												
Reins nonproportional assumed property	XXX	XXX	XXX	XXX	XXX	XXX	XXX	XXX	XXX	XXX	XXX	XXX
Reins nonproportional assumed liability	XXX	XXX	XXX	XXX	XXX	XXX	XXX	XXX	XXX	XXX	XXX	XXX
Reins nonproportional assumed financial lines	XXX	XXX	XXX	XXX	XXX	XXX	XXX	XXX	XXX	XXX	XXX	XXX
Aggregate Write-Ins for Other Lines of Business												
Total (a)	33,683	144,280		23,046	118,201	(128,312)	354,944	50,189	(2,856)	82,960	13,008	45,995
DETAILS OF WRITE-INS												
Summary of remaining write-ins for Line 34 from overflow page												
Totals (Lines 3401 through 3403 plus 3498)(Line 34 above)												

(a) Finance and service charges not included in Lines 1 to 35 \$ 23
(b) For health business on indicated lines report: Number of persons insured under PPO managed care products and number of persons insured under indemnity only products



ANNUAL STATEMENT FOR THE YEAR 2024 OF THE ALLIED INSURANCE COMPANY OF AMERICA

EXHIBIT OF PREMIUMS AND LOSSES (Statutory Page 14)

NAIC Group Code 0140 BUSINESS IN THE STATE OF Missouri DURING THE YEAR 2024 NAIC Company Code 10127

Line of Business		Gross Premiums, Including Policy and Membership Fees, Less Return Premiums and Premiums on Policies not Taken		3	4	5	6	7	8	9	10	11	12
		1	2										
		Direct Premiums Written	Direct Premiums Earned	Dividends Paid or Credited to Policyholders on Direct Business	Direct Unearned Premium Reserves	Direct Losses Paid (deducting salvage)	Direct Losses Incurred	Direct Losses Unpaid	Direct Defense and Cost Containment Expense Paid	Direct Defense and Cost Containment Expense Incurred	Direct Defense and Cost Containment Expense Unpaid	Commissions and Brokerage Expenses	Taxes, Licenses and Fees
1.	Fire												
2.1	Allied Lines												
2.2	Multiple Peril Crop												
2.3	Federal Flood												
2.4.	Private Crop												
2.5	Private Flood												
3.	Farmowners Multiple Peril												
4.	Homeowners Multiple Peril												
5.1	Commercial Multiple Peril (Non-Liability Portion)	65,243	126,104		53,621	160,990	(69,086)	121,215	67,760	23,649	26,442	11,834	1,308
5.2	Commercial Multiple Peril (Liability Portion)	(1,596)	59,738			679,275	47,725	546,365	68,193	(72,827)	202,032	1,493	(29)
6.	Mortgage Guaranty												
8.	Ocean Marine												
9.1	Inland Marine												
9.2	Pet Insurance Plans												
10.	Financial Guaranty												
11.1	Medical Professional Liability - Occurrence												
11.2	Medical Professional Liability - Claims-Made												
12.	Earthquake	6	2,078		136							108	
13.1	Comprehensive (hospital and medical) ind (b)												
13.2	Comprehensive (hospital and medical) group (b)												
14.	Credit A&H (Group and Individual)												
15.1	Vision Only (b).....												
15.2	Dental Only (b)												
15.3	Disability Income (b)												
15.4	Medicare Supplement (b)												
15.5	Medicaid Title XIX (b)												
15.6	Medicare Title XVIII (b).....												
15.7	Long-Term Care (b)												
15.8	Federal Employees Health Benefits Plan (b)												
15.9	Other Health (b)												
16.	Workers' Compensation												
17.1	Other Liability - Occurrence												
17.2	Other Liability - Claims-Made												
17.3	Excess Workers' Compensation												
18.1	Products Liability - Occurrence												
18.2	Products Liability - Claims-Made												
19.1	Private Passenger Auto No-Fault (Personal Injury Protection)												
19.2	Other Private Passenger Auto Liability												
19.3	Commercial Auto No-Fault (Personal Injury Protection)												
19.4	Other Commercial Auto Liability	15,224	87,510		3,700	748,752	272,653	600,232	22,714	(30,595)	99,010	6,703	1,925
21.1	Private Passenger Auto Physical Damage												
21.2	Commercial Auto Physical Damage	6,170	34,510		1,342	12,307	3,247	1,525		(594)	319	2,331	1,150
22.	Aircraft (all perils)												
23.	Fidelity												
24.	Surety												
26.	Burglary and Theft												
27.	Boiler and Machinery	(164)	2,866				(1,545)	4,584		(692)	503	46	(3)
28.	Credit												
29.	International												
30.	Warranty												
31.	Reins nonproportional assumed property	XXX	XXX	XXX	XXX	XXX	XXX	XXX	XXX	XXX	XXX	XXX	XXX
32.	Reins nonproportional assumed liability	XXX	XXX	XXX	XXX	XXX	XXX	XXX	XXX	XXX	XXX	XXX	XXX
33.	Reins nonproportional assumed financial lines	XXX	XXX	XXX	XXX	XXX	XXX	XXX	XXX	XXX	XXX	XXX	XXX
34.	Aggregate Write-Ins for Other Lines of Business												
35.	Total (a)	84,883	312,808		58,800	1,601,324	252,995	1,273,921	158,667	(81,060)	328,307	22,515	4,351
DETAILS OF WRITE-INS													
3401.												
3402.												
3403.												
3498.	Summary of remaining write-ins for Line 34 from overflow page												
3499.	Totals (Lines 3401 through 3403 plus 3498)(Line 34 above)												

(a) Finance and service charges not included in Lines 1 to 35 \$ 92
(b) For health business on indicated lines report: Number of persons insured under PPO managed care products and number of persons insured under indemnity only products



ANNUAL STATEMENT FOR THE YEAR 2024 OF THE ALLIED INSURANCE COMPANY OF AMERICA

EXHIBIT OF PREMIUMS AND LOSSES (Statutory Page 14)

NAIC Group Code 0140		BUSINESS IN THE STATE OF Montana				DURING THE YEAR 2024				NAIC Company Code 10127		
Line of Business	Gross Premiums, Including Policy and Membership Fees, Less Return Premiums and Premiums on Policies not Taken		3 Dividends Paid or Credited to Policyholders on Direct Business	4 Direct Unearned Premium Reserves	5 Direct Losses Paid (deducting salvage)	6 Direct Losses Incurred	7 Direct Losses Unpaid	8 Direct Defense and Cost Containment Expense Paid	9 Direct Defense and Cost Containment Expense Incurred	10 Direct Defense and Cost Containment Expense Unpaid	11 Commissions and Brokerage Expenses	12 Taxes, Licenses and Fees
	1 Direct Premiums Written	2 Direct Premiums Earned										
Fire												
Allied Lines												
Multiple Peril Crop												
Federal Flood												
Private Crop												
Private Flood												
Farmowners Multiple Peril												
Homeowners Multiple Peril												
Commercial Multiple Peril (Non-Liability Portion)	(8,438)	36,512		555	11,432	14,021	12,066	(3,575)	2,881	(845)	(282)	
Commercial Multiple Peril (Liability Portion)	(7,010)	30,745		122	2,568	80,308	114,476	(37,490)	49,599	(462)	(263)	
Mortgage Guaranty												
Ocean Marine												
Inland Marine												
Pet Insurance Plans												
Financial Guaranty												
Medical Professional Liability - Occurrence												
Medical Professional Liability - Claims-Made												
Earthquake		318									12	
Comprehensive (hospital and medical) ind (b)												
Comprehensive (hospital and medical) group (b)												
Credit A&H (Group and Individual)												
Vision Only (b)												
Dental Only (b)												
Disability Income (b)												
Medicare Supplement (b)												
Medicaid Title XIX (b)												
Medicare Title XVIII (b)												
Long-Term Care (b)												
Federal Employees Health Benefits Plan (b)												
Other Health (b)												
Workers' Compensation												
Other Liability - Occurrence												
Other Liability - Claims-Made												
Excess Workers' Compensation												
Products Liability - Occurrence												
Products Liability - Claims-Made												
Private Passenger Auto No-Fault (Personal Injury Protection)												
Other Private Passenger Auto Liability												1,193
Commercial Auto No-Fault (Personal Injury Protection)												
Other Commercial Auto Liability	4,864	40,066		881	1,132,553	1,070,212	928,779	337,215	322,717	34,927	(2,065)	6
Private Passenger Auto Physical Damage												
Commercial Auto Physical Damage	1,967	19,620		469	12,993	(2,760)	1,332	117	(130)	147	(1,240)	(23)
Aircraft (all perils)												
Fidelity												
Surety												
Burglary and Theft												
Boiler and Machinery	(238)	1,186		19		181	752		(122)	91	(9)	(8)
Credit												
International												
Warranty												
Reins nonproportional assumed property	XXX	XXX	XXX	XXX	XXX	XXX	XXX	XXX	XXX	XXX	XXX	XXX
Reins nonproportional assumed liability	XXX	XXX	XXX	XXX	XXX	XXX	XXX	XXX	XXX	XXX	XXX	XXX
Reins nonproportional assumed financial lines	XXX	XXX	XXX	XXX	XXX	XXX	XXX	XXX	XXX	XXX	XXX	XXX
Aggregate Write-Ins for Other Lines of Business												
Total (a)	(8,856)	128,446		2,046	1,159,546	1,161,963	1,057,404	337,332	281,401	87,646	(4,610)	621
DETAILS OF WRITE-INS												
Summary of remaining write-ins for Line 34 from overflow page												
Totals (Lines 3401 through 3403 plus 3498)(Line 34 above)												

(a) Finance and service charges not included in Lines 1 to 35 \$ 52
(b) For health business on indicated lines report: Number of persons insured under PPO managed care products and number of persons insured under indemnity only products



ANNUAL STATEMENT FOR THE YEAR 2024 OF THE ALLIED INSURANCE COMPANY OF AMERICA
EXHIBIT OF PREMIUMS AND LOSSES (Statutory Page 14)

NAIC Group Code 0140 BUSINESS IN THE STATE OF Nebraska DURING THE YEAR 2024 NAIC Company Code 10127

Line of Business	Gross Premiums, Including Policy and Membership Fees, Less Return Premiums and Premiums on Policies not Taken		3	4	5	6	7	8	9	10	11	12
	1	2										
	Direct Premiums Written	Direct Premiums Earned	Dividends Paid or Credited to Policyholders on Direct Business	Direct Unearned Premium Reserves	Direct Losses Paid (deducting salvage)	Direct Losses Incurred	Direct Losses Unpaid	Direct Defense and Cost Containment Expense Paid	Direct Defense and Cost Containment Expense Incurred	Direct Defense and Cost Containment Expense Unpaid	Commissions and Brokerage Expenses	Taxes, Licenses and Fees
1. Fire												
2.1 Allied Lines												
2.2 Multiple Peril Crop												
2.3 Federal Flood												
2.4. Private Crop												
2.5 Private Flood												
3. Farmowners Multiple Peril												
4. Homeowners Multiple Peril												
5.1 Commercial Multiple Peril (Non-Liability Portion)	28	23,154			(4,000)	(43,542)	82,541	175	(6,910)	3,254	1,903	19
5.2 Commercial Multiple Peril (Liability Portion)		5,861			5,000	(1,587)	12,224	7,388	(10,061)	23,068	763	1
6. Mortgage Guaranty												
8. Ocean Marine												
9.1 Inland Marine												
9.2 Pet Insurance Plans												
10. Financial Guaranty												
11.1 Medical Professional Liability - Occurrence												
11.2 Medical Professional Liability - Claims-Made												
12. Earthquake												
13.1 Comprehensive (hospital and medical) ind (b)												
13.2 Comprehensive (hospital and medical) group (b)												
14. Credit A&H (Group and Individual)												
15.1 Vision Only (b).....												
15.2 Dental Only (b)												
15.3 Disability Income (b)												
15.4 Medicare Supplement (b)												
15.5 Medicaid Title XIX (b)												
15.6 Medicare Title XVIII (b).....												
15.7 Long-Term Care (b)												
15.8 Federal Employees Health Benefits Plan (b)												
15.9 Other Health (b)												
16. Workers' Compensation												
17.1 Other Liability - Occurrence	4,635	1,352		3,283		18	18		55	55	600	70
17.2 Other Liability - Claims-Made												
17.3 Excess Workers' Compensation												
18.1 Products Liability - Occurrence												
18.2 Products Liability - Claims-Made												
19.1 Private Passenger Auto No-Fault (Personal Injury Protection)												
19.2 Other Private Passenger Auto Liability												95
19.3 Commercial Auto No-Fault (Personal Injury Protection)												
19.4 Other Commercial Auto Liability	30,149	58,986		5,686	208,500	(98,995)	78,974		(13,864)	28,587	6,822	13,344
21.1 Private Passenger Auto Physical Damage												
21.2 Commercial Auto Physical Damage	14,444	34,895		2,659	(4,899)	(29,688)	1,415		(211)	127	3,851	6,997
22. Aircraft (all perils)												
23. Fidelity												
24. Surety												
26. Burglary and Theft												
27. Boiler and Machinery		649				(599)	1,354		(156)	95	117	
28. Credit												
29. International												
30. Warranty												
31. Reins nonproportional assumed property	XXX	XXX	XXX	XXX	XXX	XXX	XXX	XXX	XXX	XXX	XXX	XXX
32. Reins nonproportional assumed liability	XXX	XXX	XXX	XXX	XXX	XXX	XXX	XXX	XXX	XXX	XXX	XXX
33. Reins nonproportional assumed financial lines	XXX	XXX	XXX	XXX	XXX	XXX	XXX	XXX	XXX	XXX	XXX	XXX
34. Aggregate Write-Ins for Other Lines of Business												
35. Total (a)	49,256	124,897		11,628	204,601	(174,392)	176,526	7,563	(31,147)	55,186	14,055	20,527
DETAILS OF WRITE-INS												
3401.												
3402.												
3403.												
3498. Summary of remaining write-ins for Line 34 from overflow page												
3499. Totals (Lines 3401 through 3403 plus 3498)(Line 34 above)												

(a) Finance and service charges not included in Lines 1 to 35 \$ 38
(b) For health business on indicated lines report: Number of persons insured under PPO managed care products and number of persons insured under indemnity only products



ANNUAL STATEMENT FOR THE YEAR 2024 OF THE ALLIED INSURANCE COMPANY OF AMERICA

EXHIBIT OF PREMIUMS AND LOSSES (Statutory Page 14)

NAIC Group Code 0140 BUSINESS IN THE STATE OF Nevada DURING THE YEAR 2024 NAIC Company Code 10127

Line of Business	Gross Premiums, Including Policy and Membership Fees, Less Return Premiums and Premiums on Policies not Taken		3	4	5	6	7	8	9	10	11	12
	1	2										
	Direct Premiums Written	Direct Premiums Earned	Dividends Paid or Credited to Policyholders on Direct Business	Direct Unearned Premium Reserves	Direct Losses Paid (deducting salvage)	Direct Losses Incurred	Direct Losses Unpaid	Direct Defense and Cost Containment Expense Paid	Direct Defense and Cost Containment Expense Incurred	Direct Defense and Cost Containment Expense Unpaid	Commissions and Brokerage Expenses	Taxes, Licenses and Fees
1. Fire												
2.1 Allied Lines												
2.2 Multiple Peril Crop												
2.3 Federal Flood												
2.4. Private Crop												
2.5 Private Flood												
3. Farmowners Multiple Peril												
4. Homeowners Multiple Peril												
5.1 Commercial Multiple Peril (Non-Liability Portion)	8,593	36,247		1,994	25,275	67,003	29,624		(8,268)	3,316	1,556	2,346
5.2 Commercial Multiple Peril (Liability Portion)	9,004	54,741		2,419	226,366	296,085	2,994,878	779,965	625,101	191,988	1,713	5,819
6. Mortgage Guaranty												
8. Ocean Marine												
9.1 Inland Marine												
9.2 Pet Insurance Plans												
10. Financial Guaranty												
11.1 Medical Professional Liability - Occurrence												
11.2 Medical Professional Liability - Claims-Made												
12. Earthquake												
13.1 Comprehensive (hospital and medical) ind (b)												
13.2 Comprehensive (hospital and medical) group (b)												
14. Credit A&H (Group and Individual)												
15.1 Vision Only (b).....												
15.2 Dental Only (b)												
15.3 Disability Income (b)												
15.4 Medicare Supplement (b)												
15.5 Medicaid Title XIX (b)												
15.6 Medicare Title XVIII (b).....												
15.7 Long-Term Care (b)												
15.8 Federal Employees Health Benefits Plan (b)												
15.9 Other Health (b)												
16. Workers' Compensation												
17.1 Other Liability - Occurrence												
17.2 Other Liability - Claims-Made												
17.3 Excess Workers' Compensation												
18.1 Products Liability - Occurrence												
18.2 Products Liability - Claims-Made												
19.1 Private Passenger Auto No-Fault (Personal Injury Protection)												
19.2 Other Private Passenger Auto Liability												2,539
19.3 Commercial Auto No-Fault (Personal Injury Protection)												
19.4 Other Commercial Auto Liability	155,395	226,144		96,547	1,300,559	(455,503)	689,988	167,020	131,027	72,580	18,849	38,240
21.1 Private Passenger Auto Physical Damage												
21.2 Commercial Auto Physical Damage	11,698	24,892		5,993	9,584	12,014	280		(123)	68	1,486	15,667
22. Aircraft (all perils)												
23. Fidelity												
24. Surety												
26. Burglary and Theft												
27. Boiler and Machinery	979	2,449		131		240	(221)		(362)	177	162	58
28. Credit												
29. International												
30. Warranty												
31. Reins nonproportional assumed property	XXX	XXX	XXX	XXX	XXX	XXX	XXX	XXX	XXX	XXX	XXX	XXX
32. Reins nonproportional assumed liability	XXX	XXX	XXX	XXX	XXX	XXX	XXX	XXX	XXX	XXX	XXX	XXX
33. Reins nonproportional assumed financial lines	XXX	XXX	XXX	XXX	XXX	XXX	XXX	XXX	XXX	XXX	XXX	XXX
34. Aggregate Write-Ins for Other Lines of Business												
35. Total (a)	185,669	344,472		107,084	1,561,783	(80,162)	3,714,550	946,985	747,375	268,128	23,765	64,669
DETAILS OF WRITE-INS												
3401.												
3402.												
3403.												
3498. Summary of remaining write-ins for Line 34 from overflow page												
3499. Totals (Lines 3401 through 3403 plus 3498)(Line 34 above)												

(a) Finance and service charges not included in Lines 1 to 35 \$ 337
(b) For health business on indicated lines report: Number of persons insured under PPO managed care products and number of persons insured under indemnity only products



ANNUAL STATEMENT FOR THE YEAR 2024 OF THE ALLIED INSURANCE COMPANY OF AMERICA

EXHIBIT OF PREMIUMS AND LOSSES (Statutory Page 14)

NAIC Group Code 0140 BUSINESS IN THE STATE OF New Hampshire DURING THE YEAR 2024 NAIC Company Code 10127

Line of Business	Gross Premiums, Including Policy and Membership Fees, Less Return Premiums and Premiums on Policies not Taken		3	4	5	6	7	8	9	10	11	12
	1	2										
	Direct Premiums Written	Direct Premiums Earned	Dividends Paid or Credited to Policyholders on Direct Business	Direct Unearned Premium Reserves	Direct Losses Paid (deducting salvage)	Direct Losses Incurred	Direct Losses Unpaid	Direct Defense and Cost Containment Expense Paid	Direct Defense and Cost Containment Expense Incurred	Direct Defense and Cost Containment Expense Unpaid	Commissions and Brokerage Expenses	Taxes, Licenses and Fees
1. Fire												
2.1 Allied Lines												
2.2 Multiple Peril Crop												
2.3 Federal Flood												
2.4. Private Crop												
2.5 Private Flood												
3. Farmowners Multiple Peril												
4. Homeowners Multiple Peril												
5.1 Commercial Multiple Peril (Non-Liability Portion)		9,938			137		(625)		(888)	565	1	(330)
5.2 Commercial Multiple Peril (Liability Portion)		3,968			(7,778)		6,779		(3,873)	5,296	3	(138)
6. Mortgage Guaranty												
8. Ocean Marine												
9.1 Inland Marine												
9.2 Pet Insurance Plans												
10. Financial Guaranty												
11.1 Medical Professional Liability - Occurrence												
11.2 Medical Professional Liability - Claims-Made												
12. Earthquake												
13.1 Comprehensive (hospital and medical) ind (b)												
13.2 Comprehensive (hospital and medical) group (b)												
14. Credit A&H (Group and Individual)												
15.1 Vision Only (b).....												
15.2 Dental Only (b)												
15.3 Disability Income (b)												
15.4 Medicare Supplement (b)												
15.5 Medicaid Title XIX (b)												
15.6 Medicare Title XVIII (b).....												
15.7 Long-Term Care (b)												
15.8 Federal Employees Health Benefits Plan (b)												
15.9 Other Health (b)												
16. Workers' Compensation												
17.1 Other Liability - Occurrence												
17.2 Other Liability - Claims-Made												
17.3 Excess Workers' Compensation												
18.1 Products Liability - Occurrence												
18.2 Products Liability - Claims-Made												
19.1 Private Passenger Auto No-Fault (Personal Injury Protection)												
19.2 Other Private Passenger Auto Liability												1,904
19.3 Commercial Auto No-Fault (Personal Injury Protection)												
19.4 Other Commercial Auto Liability	68,912	13,657		71,571	1,708	(5,761)	12,449		(1,395)	3,101	10,835	838
21.1 Private Passenger Auto Physical Damage												
21.2 Commercial Auto Physical Damage	14,801	4,661		15,877		263			(98)	60	1,727	438
22. Aircraft (all perils)												
23. Fidelity												
24. Surety												
26. Burglary and Theft												
27. Boiler and Machinery		244				(13)	2		(17)	9		(8)
28. Credit												
29. International												
30. Warranty												
31. Reins nonproportional assumed property	XXX	XXX	XXX	XXX	XXX	XXX	XXX	XXX	XXX	XXX	XXX	XXX
32. Reins nonproportional assumed liability	XXX	XXX	XXX	XXX	XXX	XXX	XXX	XXX	XXX	XXX	XXX	XXX
33. Reins nonproportional assumed financial lines	XXX	XXX	XXX	XXX	XXX	XXX	XXX	XXX	XXX	XXX	XXX	XXX
34. Aggregate Write-Ins for Other Lines of Business												
35. Total (a)	83,713	32,469		87,448	1,708	(13,151)	18,604		(6,271)	9,031	12,566	2,704
DETAILS OF WRITE-INS												
3401.												
3402.												
3403.												
3498. Summary of remaining write-ins for Line 34 from overflow page												
3499. Totals (Lines 3401 through 3403 plus 3498)(Line 34 above)												

(a) Finance and service charges not included in Lines 1 to 35 \$
(b) For health business on indicated lines report: Number of persons insured under PPO managed care products and number of persons insured under indemnity only products



ANNUAL STATEMENT FOR THE YEAR 2024 OF THE ALLIED INSURANCE COMPANY OF AMERICA

EXHIBIT OF PREMIUMS AND LOSSES (Statutory Page 14)

NAIC Group Code 0140 BUSINESS IN THE STATE OF New Jersey DURING THE YEAR 2024 NAIC Company Code 10127

Line of Business		Gross Premiums, Including Policy and Membership Fees, Less Return Premiums and Premiums on Policies not Taken		3	4	5	6	7	8	9	10	11	12
		1	2										
		Direct Premiums Written	Direct Premiums Earned	Dividends Paid or Credited to Policyholders on Direct Business	Direct Unearned Premium Reserves	Direct Losses Paid (deducting salvage)	Direct Losses Incurred	Direct Losses Unpaid	Direct Defense and Cost Containment Expense Paid	Direct Defense and Cost Containment Expense Incurred	Direct Defense and Cost Containment Expense Unpaid	Commissions and Brokerage Expenses	Taxes, Licenses and Fees
1.	Fire												
2.1	Allied Lines												
2.2	Multiple Peril Crop												
2.3	Federal Flood												
2.4	Private Crop												
2.5	Private Flood												
3.	Farmowners Multiple Peril												
4.	Homeowners Multiple Peril												
5.1	Commercial Multiple Peril (Non-Liability Portion)	1,973	.780		1,193		77	77		3	3	.288	.42
5.2	Commercial Multiple Peril (Liability Portion)	55,966	25,595		30,371		14,317	14,317		3,176	3,176	8,395	1,197
6.	Mortgage Guaranty												
8.	Ocean Marine												
9.1	Inland Marine												
9.2	Pet Insurance Plans												
10.	Financial Guaranty												
11.1	Medical Professional Liability - Occurrence												
11.2	Medical Professional Liability - Claims-Made												
12.	Earthquake												
13.1	Comprehensive (hospital and medical) ind (b)												
13.2	Comprehensive (hospital and medical) group (b)												
14.	Credit A&H (Group and Individual)												
15.1	Vision Only (b).....												
15.2	Dental Only (b)												
15.3	Disability Income (b)												
15.4	Medicare Supplement (b)												
15.5	Medicaid Title XIX (b)												
15.6	Medicare Title XVIII (b).....												
15.7	Long-Term Care (b)												
15.8	Federal Employees Health Benefits Plan (b)												
15.9	Other Health (b)												
16.	Workers' Compensation												
17.1	Other Liability - Occurrence												
17.2	Other Liability - Claims-Made												
17.3	Excess Workers' Compensation												
18.1	Products Liability - Occurrence												
18.2	Products Liability - Claims-Made												
19.1	Private Passenger Auto No-Fault (Personal Injury Protection)												
19.2	Other Private Passenger Auto Liability												
19.3	Commercial Auto No-Fault (Personal Injury Protection)	3,352	.665		2,687		246	246		63	63	.384	.308
19.4	Other Commercial Auto Liability	623,650	134,990		488,660		121,812	121,812		13,008	13,008	71,783	83,702
21.1	Private Passenger Auto Physical Damage												
21.2	Commercial Auto Physical Damage	63,170	19,288		43,882		968	968		22	22	8,133	7,688
22.	Aircraft (all perils)												
23.	Fidelity												
24.	Surety												
26.	Burglary and Theft												
27.	Boiler and Machinery580	.180		.400		10	10		1	1	.87	.12
28.	Credit												
29.	International												
30.	Warranty												
31.	Reins nonproportional assumed property	XXX	XXX	XXX	XXX	XXX	XXX	XXX	XXX	XXX	XXX	XXX	XXX
32.	Reins nonproportional assumed liability	XXX	XXX	XXX	XXX	XXX	XXX	XXX	XXX	XXX	XXX	XXX	XXX
33.	Reins nonproportional assumed financial lines	XXX	XXX	XXX	XXX	XXX	XXX	XXX	XXX	XXX	XXX	XXX	XXX
34.	Aggregate Write-Ins for Other Lines of Business												
35.	Total (a)	748,691	181,498		567,193		137,430	137,430		16,272	16,272	89,069	92,951
DETAILS OF WRITE-INS													
3401.												
3402.												
3403.												
3498.	Summary of remaining write-ins for Line 34 from overflow page												
3499.	Totals (Lines 3401 through 3403 plus 3498)(Line 34 above)												

(a) Finance and service charges not included in Lines 1 to 35 \$ 2,416
(b) For health business on indicated lines report: Number of persons insured under PPO managed care products and number of persons insured under indemnity only products



ANNUAL STATEMENT FOR THE YEAR 2024 OF THE ALLIED INSURANCE COMPANY OF AMERICA

EXHIBIT OF PREMIUMS AND LOSSES (Statutory Page 14)

NAIC Group Code 0140 BUSINESS IN THE STATE OF New Mexico DURING THE YEAR 2024 NAIC Company Code 10127

Line of Business	Gross Premiums, Including Policy and Membership Fees, Less Return Premiums and Premiums on Policies not Taken		3	4	5	6	7	8	9	10	11	12
	1	2										
	Direct Premiums Written	Direct Premiums Earned	Dividends Paid or Credited to Policyholders on Direct Business	Direct Unearned Premium Reserves	Direct Losses Paid (deducting salvage)	Direct Losses Incurred	Direct Losses Unpaid	Direct Defense and Cost Containment Expense Paid	Direct Defense and Cost Containment Expense Incurred	Direct Defense and Cost Containment Expense Unpaid	Commissions and Brokerage Expenses	Taxes, Licenses and Fees
1. Fire												
2.1 Allied Lines												
2.2 Multiple Peril Crop												
2.3 Federal Flood												
2.4. Private Crop												
2.5 Private Flood												
3. Farmowners Multiple Peril												
4. Homeowners Multiple Peril												
5.1 Commercial Multiple Peril (Non-Liability Portion)	6,314	14,901		1,343	3,756	58,095	57,157	434	(1,127)	990	1,102	13,257
5.2 Commercial Multiple Peril (Liability Portion)	1,374	16,794		314		158,490	1,181,702	23,566	5,755	26,396	427	32,230
6. Mortgage Guaranty												
8. Ocean Marine												
9.1 Inland Marine												
9.2 Pet Insurance Plans												
10. Financial Guaranty												
11.1 Medical Professional Liability - Occurrence												
11.2 Medical Professional Liability - Claims-Made												
12. Earthquake												
13.1 Comprehensive (hospital and medical) ind (b)												
13.2 Comprehensive (hospital and medical) group (b)												
14. Credit A&H (Group and Individual)												
15.1 Vision Only (b).....												
15.2 Dental Only (b)												
15.3 Disability Income (b)												
15.4 Medicare Supplement (b)												
15.5 Medicaid Title XIX (b)												
15.6 Medicare Title XVIII (b).....												
15.7 Long-Term Care (b)												
15.8 Federal Employees Health Benefits Plan (b)												
15.9 Other Health (b)												
16. Workers' Compensation												
17.1 Other Liability - Occurrence												
17.2 Other Liability - Claims-Made												
17.3 Excess Workers' Compensation												
18.1 Products Liability - Occurrence												
18.2 Products Liability - Claims-Made												
19.1 Private Passenger Auto No-Fault (Personal Injury Protection)												
19.2 Other Private Passenger Auto Liability												764
19.3 Commercial Auto No-Fault (Personal Injury Protection)												
19.4 Other Commercial Auto Liability	17,606	27,033		3,668	196,340	73,289	30,263	132	(5,863)	12,239	3,142	10,786
21.1 Private Passenger Auto Physical Damage												
21.2 Commercial Auto Physical Damage	3,465	6,142		722	1,637	2,254	153		(44)	24	642	4,179
22. Aircraft (all perils)												
23. Fidelity												
24. Surety												
26. Burglary and Theft												
27. Boiler and Machinery	723	2,390		160		408	478		(65)	69	166	517
28. Credit												
29. International												
30. Warranty												
31. Reins nonproportional assumed property	XXX	XXX	XXX	XXX	XXX	XXX	XXX	XXX	XXX	XXX	XXX	XXX
32. Reins nonproportional assumed liability	XXX	XXX	XXX	XXX	XXX	XXX	XXX	XXX	XXX	XXX	XXX	XXX
33. Reins nonproportional assumed financial lines	XXX	XXX	XXX	XXX	XXX	XXX	XXX	XXX	XXX	XXX	XXX	XXX
34. Aggregate Write-Ins for Other Lines of Business												
35. Total (a)	29,482	67,260		6,206	201,733	292,537	1,269,753	24,133	(1,343)	39,717	5,478	61,734
DETAILS OF WRITE-INS												
3401.												
3402.												
3403.												
3498. Summary of remaining write-ins for Line 34 from overflow page												
3499. Totals (Lines 3401 through 3403 plus 3498)(Line 34 above)												

(a) Finance and service charges not included in Lines 1 to 35 \$9
(b) For health business on indicated lines report: Number of persons insured under PPO managed care products and number of persons insured under indemnity only products



ANNUAL STATEMENT FOR THE YEAR 2024 OF THE ALLIED INSURANCE COMPANY OF AMERICA
EXHIBIT OF PREMIUMS AND LOSSES (Statutory Page 14)

NAIC Group Code 0140

BUSINESS IN THE STATE OF New York

DURING THE YEAR 2024

NAIC Company Code 10127

Line of Business		Gross Premiums, Including Policy and Membership Fees, Less Return Premiums and Premiums on Policies not Taken		3 Dividends Paid or Credited to Policyholders on Direct Business	4 Direct Unearned Premium Reserves	5 Direct Losses Paid (deducting salvage)	6 Direct Losses Incurred	7 Direct Losses Unpaid	8 Direct Defense and Cost Containment Expense Paid	9 Direct Defense and Cost Containment Expense Incurred	10 Direct Defense and Cost Containment Expense Unpaid	11 Commissions and Brokerage Expenses	12 Taxes, Licenses and Fees
		1 Direct Premiums Written	2 Direct Premiums Earned										
1.	Fire	3,359	894		6,450	4,099	4,411	1,971	1,052	1,508	877	1,426	67
2.1	Allied Lines	11,987	13,041		4,880	1,189	(329)	1,342	1,869	1,214	906	593	240
2.2	Multiple Peril Crop												
2.3	Federal Flood												
2.4	Private Crop												
2.5	Private Flood	20,816	13,593		7,223		499	499		92	92	2,954	3,477
3.	Farmowners Multiple Peril												
4.	Homeowners Multiple Peril												
5.1	Commercial Multiple Peril (Non-Liability Portion)	607,889	2,351,924		145,319	888,722	788,462	259,084	54,122	8,231	73,364	116,838	31,042
5.2	Commercial Multiple Peril (Liability Portion)	1,857,308	2,322,679		882,657	3,433,330	5,507,612	24,347,061	1,205,910	922,639	3,264,299	267,296	74,111
6.	Mortgage Guaranty												
8.	Ocean Marine												
9.1	Inland Marine												
9.2	Pet Insurance Plans												
10.	Financial Guaranty												
11.1	Medical Professional Liability - Occurrence												
11.2	Medical Professional Liability - Claims-Made												
12.	Earthquake	2,875	5,975		2,033							566	210
13.1	Comprehensive (hospital and medical) ind (b)												
13.2	Comprehensive (hospital and medical) group (b)												
14.	Credit A&H (Group and Individual)												
15.1	Vision Only (b).....												
15.2	Dental Only (b)												
15.3	Disability Income (b)												
15.4	Medicare Supplement (b)												
15.5	Medicaid Title XIX (b)												
15.6	Medicare Title XVIII (b).....												
15.7	Long-Term Care (b)												
15.8	Federal Employees Health Benefits Plan (b)												
15.9	Other Health (b)												
16.	Workers' Compensation												
17.1	Other Liability - Occurrence					13,372	13,826	454		146	146		
17.2	Other Liability - Claims-Made	4,526	2,139		2,387							628	210
17.3	Excess Workers' Compensation												
18.1	Products Liability - Occurrence												
18.2	Products Liability - Claims-Made												
19.1	Private Passenger Auto No-Fault (Personal Injury Protection)												
19.2	Other Private Passenger Auto Liability												
19.3	Commercial Auto No-Fault (Personal Injury Protection)	25,837	84,185		7,944	181,887	(38,481)	249,393	126,594	69,369	102,982	3,505	630
19.4	Other Commercial Auto Liability	560,331	1,782,564		189,569	4,273,005	(289,356)	8,367,492	316,026	125,372	617,151	75,973	12,752
21.1	Private Passenger Auto Physical Damage												
21.2	Commercial Auto Physical Damage	84,589	248,149		31,160	454,191	538,883	129,321	7,596	4,632	2,016	11,768	3,278
22.	Aircraft (all perils)												
23.	Fidelity												
24.	Surety												
26.	Burglary and Theft	2,958	1,287		1,671		61	61		3	3	418	235
27.	Boiler and Machinery	26,729	60,094		8,171	2,106	982	4,025		(437)	954	4,307	1,600
28.	Credit												
29.	International												
30.	Warranty												
31.	Reins nonproportional assumed property	XXX	XXX	XXX	XXX	XXX	XXX	XXX	XXX	XXX	XXX	XXX	XXX
32.	Reins nonproportional assumed liability	XXX	XXX	XXX	XXX	XXX	XXX	XXX	XXX	XXX	XXX	XXX	XXX
33.	Reins nonproportional assumed financial lines	XXX	XXX	XXX	XXX	XXX	XXX	XXX	XXX	XXX	XXX	XXX	XXX
34.	Aggregate Write-Ins for Other Lines of Business												
35.	Total (a)	3,209,204	6,886,524		1,289,466	9,251,900	6,526,570	33,360,704	1,713,169	1,132,769	4,062,789	486,272	127,852
DETAILS OF WRITE-INS													
3401.												
3402.												
3403.												
3498.	Summary of remaining write-ins for Line 34 from overflow page												
3499.	Totals (Lines 3401 through 3403 plus 3498)(Line 34 above)												

(a) Finance and service charges not included in Lines 1 to 35 \$ 9,286

(b) For health business on indicated lines report: Number of persons insured under PPO managed care products and number of persons insured under indemnity only products



ANNUAL STATEMENT FOR THE YEAR 2024 OF THE ALLIED INSURANCE COMPANY OF AMERICA

EXHIBIT OF PREMIUMS AND LOSSES (Statutory Page 14)

NAIC Group Code 0140		BUSINESS IN THE STATE OF North Carolina				DURING THE YEAR 2024				NAIC Company Code 10127		
Line of Business	Gross Premiums, Including Policy and Membership Fees, Less Return Premiums and Premiums on Policies not Taken		3 Dividends Paid or Credited to Policyholders on Direct Business	4 Direct Unearned Premium Reserves	5 Direct Losses Paid (deducting salvage)	6 Direct Losses Incurred	7 Direct Losses Unpaid	8 Direct Defense and Cost Containment Expense Paid	9 Direct Defense and Cost Containment Expense Incurred	10 Direct Defense and Cost Containment Expense Unpaid	11 Commissions and Brokerage Expenses	12 Taxes, Licenses and Fees
	1 Direct Premiums Written	2 Direct Premiums Earned										
Fire Lines												
Allied Lines												
Multiple Peril Crop												
Federal Flood												
Private Crop												
Private Flood												
Farmowners Multiple Peril												
Homeowners Multiple Peril												
Commercial Multiple Peril (Non-Liability Portion)	(4,490)	175,347		1,840	95,610	552,216	515,005	16,629	(46,786)	40,815	(14,175)	(15,312)
Commercial Multiple Peril (Liability Portion)	(1,325)	46,329		5	73,581	(86,245)	222,053	21,800	(105,261)	116,943	(5,771)	(4,957)
Mortgage Guaranty												
Ocean Marine												
Inland Marine												
Pet Insurance Plans												
Financial Guaranty												
Medical Professional Liability - Occurrence												
Medical Professional Liability - Claims-Made												
Earthquake		208										(17)
Comprehensive (hospital and medical) ind (b)												
Comprehensive (hospital and medical) group (b)												
Credit A&H (Group and Individual)												
Vision Only (b)												
Dental Only (b)												
Disability Income (b)												
Medicare Supplement (b)												
Medicaid Title XIX (b)												
Medicare Title XVIII (b)												
Long-Term Care (b)												
Federal Employees Health Benefits Plan (b)												
Other Health (b)												
Workers' Compensation												
Other Liability - Occurrence												
Other Liability - Claims-Made												
Excess Workers' Compensation												
Products Liability - Occurrence												
Products Liability - Claims-Made												
Private Passenger Auto No-Fault (Personal Injury Protection)												
Other Private Passenger Auto Liability												
Commercial Auto No-Fault (Personal Injury Protection)												
Other Commercial Auto Liability	24,515	156,487		2,505	1,371,245	1,130,553	1,597,210	21,272	(305)	152,146	(3,755)	65,007
Private Passenger Auto Physical Damage												
Commercial Auto Physical Damage	12,042	57,597		761	60,592	33,875	(561)	760	(3,277)	2,103	(533)	32,140
Aircraft (all perils)												
Fidelity												
Surety												
Burglary and Theft												
Boiler and Machinery	(182)	4,319			4,424	(10,779)	2,711		(789)	841	(107)	(359)
Credit												
International												
Warranty												
Reins nonproportional assumed property	XXX	XXX	XXX	XXX	XXX	XXX	XXX	XXX	XXX	XXX	XXX	XXX
Reins nonproportional assumed liability	XXX	XXX	XXX	XXX	XXX	XXX	XXX	XXX	XXX	XXX	XXX	XXX
Reins nonproportional assumed financial lines	XXX	XXX	XXX	XXX	XXX	XXX	XXX	XXX	XXX	XXX	XXX	XXX
Aggregate Write-Ins for Other Lines of Business												
Total (a)	30,560	440,286		5,112	1,605,452	1,619,620	2,336,417	60,462	(156,417)	312,847	(24,340)	76,502
DETAILS OF WRITE-INS												

(a) Finance and service charges not included in Lines 1 to 35 \$ 190
(b) For health business on indicated lines report: Number of persons insured under PPO managed care products and number of persons insured under indemnity only products



ANNUAL STATEMENT FOR THE YEAR 2024 OF THE ALLIED INSURANCE COMPANY OF AMERICA

EXHIBIT OF PREMIUMS AND LOSSES (Statutory Page 14)

NAIC Group Code 0140 BUSINESS IN THE STATE OF North Dakota DURING THE YEAR 2024 NAIC Company Code 10127

Line of Business	Gross Premiums, Including Policy and Membership Fees, Less Return Premiums and Premiums on Policies not Taken		3	4	5	6	7	8	9	10	11	12
	1	2										
	Direct Premiums Written	Direct Premiums Earned	Dividends Paid or Credited to Policyholders on Direct Business	Direct Unearned Premium Reserves	Direct Losses Paid (deducting salvage)	Direct Losses Incurred	Direct Losses Unpaid	Direct Defense and Cost Containment Expense Paid	Direct Defense and Cost Containment Expense Incurred	Direct Defense and Cost Containment Expense Unpaid	Commissions and Brokerage Expenses	Taxes, Licenses and Fees
1. Fire												
2.1 Allied Lines												
2.2 Multiple Peril Crop												
2.3 Federal Flood												
2.4. Private Crop												
2.5 Private Flood												
3. Farmowners Multiple Peril												
4. Homeowners Multiple Peril												
5.1 Commercial Multiple Peril (Non-Liability Portion)	1,125	7,082				1,472	1,720		(1,179)	654	(225)	150
5.2 Commercial Multiple Peril (Liability Portion)	508	3,692				69,078	81,412	5,617	3,830	2,796	(242)	(314)
6. Mortgage Guaranty												
8. Ocean Marine												
9.1 Inland Marine												
9.2 Pet Insurance Plans												
10. Financial Guaranty												
11.1 Medical Professional Liability - Occurrence												
11.2 Medical Professional Liability - Claims-Made												
12. Earthquake												
13.1 Comprehensive (hospital and medical) ind (b)												
13.2 Comprehensive (hospital and medical) group (b)												
14. Credit A&H (Group and Individual)												
15.1 Vision Only (b).....												
15.2 Dental Only (b)												
15.3 Disability Income (b)												
15.4 Medicare Supplement (b)												
15.5 Medicaid Title XIX (b)												
15.6 Medicare Title XVIII (b).....												
15.7 Long-Term Care (b)												
15.8 Federal Employees Health Benefits Plan (b)												
15.9 Other Health (b)												
16. Workers' Compensation												
17.1 Other Liability - Occurrence												
17.2 Other Liability - Claims-Made												
17.3 Excess Workers' Compensation												
18.1 Products Liability - Occurrence												
18.2 Products Liability - Claims-Made												
19.1 Private Passenger Auto No-Fault (Personal Injury Protection)												2,068
19.2 Other Private Passenger Auto Liability												152
19.3 Commercial Auto No-Fault (Personal Injury Protection)	83	1,256				(1,738)	469		(592)	981	25	152
19.4 Other Commercial Auto Liability	3,973	25,346				(16,875)	14,446		(2,276)	5,834	894	11,536
21.1 Private Passenger Auto Physical Damage												
21.2 Commercial Auto Physical Damage	2,835	16,622			3,101	2,221	537		(52)	35	628	7,492
22. Aircraft (all perils)												
23. Fidelity												
24. Surety												
26. Burglary and Theft												
27. Boiler and Machinery	43	221				73	160		(61)	45	(11)	6
28. Credit												
29. International												
30. Warranty												
31. Reins nonproportional assumed property	XXX	XXX	XXX	XXX	XXX	XXX	XXX	XXX	XXX	XXX	XXX	XXX
32. Reins nonproportional assumed liability	XXX	XXX	XXX	XXX	XXX	XXX	XXX	XXX	XXX	XXX	XXX	XXX
33. Reins nonproportional assumed financial lines	XXX	XXX	XXX	XXX	XXX	XXX	XXX	XXX	XXX	XXX	XXX	XXX
34. Aggregate Write-Ins for Other Lines of Business												
35. Total (a)	8,567	54,218			3,101	54,230	98,744	5,617	(330)	10,345	1,070	21,090
DETAILS OF WRITE-INS												
3401.												
3402.												
3403.												
3498. Summary of remaining write-ins for Line 34 from overflow page												
3499. Totals (Lines 3401 through 3403 plus 3498)(Line 34 above)												

(a) Finance and service charges not included in Lines 1 to 35 \$6
(b) For health business on indicated lines report: Number of persons insured under PPO managed care products and number of persons insured under indemnity only products



ANNUAL STATEMENT FOR THE YEAR 2024 OF THE ALLIED INSURANCE COMPANY OF AMERICA

EXHIBIT OF PREMIUMS AND LOSSES (Statutory Page 14)

NAIC Group Code 0140		BUSINESS IN THE STATE OF Ohio				DURING THE YEAR 2024				NAIC Company Code 10127		
Line of Business	Gross Premiums, Including Policy and Membership Fees, Less Return Premiums and Premiums on Policies not Taken		3 Dividends Paid or Credited to Policyholders on Direct Business	4 Direct Unearned Premium Reserves	5 Direct Losses Paid (deducting salvage)	6 Direct Losses Incurred	7 Direct Losses Unpaid	8 Direct Defense and Cost Containment Expense Paid	9 Direct Defense and Cost Containment Expense Incurred	10 Direct Defense and Cost Containment Expense Unpaid	11 Commissions and Brokerage Expenses	12 Taxes, Licenses and Fees
	1 Direct Premiums Written	2 Direct Premiums Earned										
Fire Lines						1	2		(1)			
Multiple Peril Crop												
Federal Flood												
Private Crop												
Private Flood												
Farmowners Multiple Peril												
Homeowners Multiple Peril												
Commercial Multiple Peril (Non-Liability Portion)	68,525	153,940		40,562	173,380	87,050	1,208,828	209,123	178,685	10,629	6,556	3,828
Commercial Multiple Peril (Liability Portion)	33,640	55,179		20,177	17,210	(107,911)	236,914	121,000	46,911	94,931	4,344	2,176
Mortgage Guaranty												
Ocean Marine												
Inland Marine												
Pet Insurance Plans												
Financial Guaranty												
Medical Professional Liability - Occurrence												
Medical Professional Liability - Claims-Made												
Earthquake		1,255									(75)	8
Comprehensive (hospital and medical) ind (b)												
Comprehensive (hospital and medical) group (b)												
Credit A&H (Group and Individual)												
Vision Only (b)												
Dental Only (b)												
Disability Income (b)												
Medicare Supplement (b)												
Medicaid Title XIX (b)												
Medicare Title XVIII (b)												
Long-Term Care (b)												
Federal Employees Health Benefits Plan (b)												
Other Health (b)												
Workers' Compensation												
Other Liability - Occurrence												
Other Liability - Claims-Made												
Excess Workers' Compensation												
Products Liability - Occurrence												
Products Liability - Claims-Made												
Private Passenger Auto No-Fault (Personal Injury Protection)												
Other Private Passenger Auto Liability												5,307
Commercial Auto No-Fault (Personal Injury Protection)												
Other Commercial Auto Liability	16,652	168,544		5,779	1,165,190	(397,147)	455,530	18,376	(15,174)	88,916	2,878	1,467
Private Passenger Auto Physical Damage												
Commercial Auto Physical Damage	6,967	66,664		2,301	36,639	41,203	(310)	446	(2,316)	1,628	1,042	663
Aircraft (all perils)												
Fidelity												
Surety												
Burglary and Theft												
Boiler and Machinery	3,486	6,817		2,201		(1,016)	2,641		(795)	436	437	244
Credit												
International												
Warranty												
Reins nonproportional assumed property	XXX	XXX	XXX	XXX	XXX	XXX	XXX	XXX	XXX	XXX	XXX	XXX
Reins nonproportional assumed liability	XXX	XXX	XXX	XXX	XXX	XXX	XXX	XXX	XXX	XXX	XXX	XXX
Reins nonproportional assumed financial lines	XXX	XXX	XXX	XXX	XXX	XXX	XXX	XXX	XXX	XXX	XXX	XXX
Aggregate Write-Ins for Other Lines of Business												
Total (a)	129,270	452,398		71,020	1,392,420	(377,819)	1,903,605	348,944	207,310	196,541	15,181	13,693
DETAILS OF WRITE-INS												
Summary of remaining write-ins for Line 34 from overflow page												
Totals (Lines 3401 through 3403 plus 3498)(Line 34 above)												

(a) Finance and service charges not included in Lines 1 to 35 \$ 52
(b) For health business on indicated lines report: Number of persons insured under PPO managed care products and number of persons insured under indemnity only products



ANNUAL STATEMENT FOR THE YEAR 2024 OF THE ALLIED INSURANCE COMPANY OF AMERICA

EXHIBIT OF PREMIUMS AND LOSSES (Statutory Page 14)

NAIC Group Code 0140		BUSINESS IN THE STATE OF Oregon		DURING THE YEAR 2024								NAIC Company Code 10127	
Line of Business		Gross Premiums, Including Policy and Membership Fees, Less Return Premiums and Premiums on Policies not Taken		3 Dividends Paid or Credited to Policyholders on Direct Business	4 Direct Unearned Premium Reserves	5 Direct Losses Paid (deducting salvage)	6 Direct Losses Incurred	7 Direct Losses Unpaid	8 Direct Defense and Cost Containment Expense Paid	9 Direct Defense and Cost Containment Expense Incurred	10 Direct Defense and Cost Containment Expense Unpaid	11 Commissions and Brokerage Expenses	12 Taxes, Licenses and Fees
		1 Direct Premiums Written	2 Direct Premiums Earned										
1.	Fire												
2.1	Allied Lines												
2.2	Multiple Peril Crop												
2.3	Federal Flood												
2.4	Private Crop												
2.5	Private Flood												
3.	Farmowners Multiple Peril												
4.	Homeowners Multiple Peril												
5.1	Commercial Multiple Peril (Non-Liability Portion)	(556)	11,038		128	15,806	(180,652)	(3,292)	630	(8,341)	1,981	864	3,466
5.2	Commercial Multiple Peril (Liability Portion)	6,403	14,910		1,400		(17,536)	53,058		(55,325)	65,714	1,397	3,310
6.	Mortgage Guaranty												
8.	Ocean Marine												
9.1	Inland Marine												
9.2	Pet Insurance Plans												
10.	Financial Guaranty												
11.1	Medical Professional Liability - Occurrence												
11.2	Medical Professional Liability - Claims-Made												
12.	Earthquake												
13.1	Comprehensive (hospital and medical) ind (b)												
13.2	Comprehensive (hospital and medical) group (b)												
14.	Credit A&H (Group and Individual)												
15.1	Vision Only (b).....												
15.2	Dental Only (b)												
15.3	Disability Income (b)												
15.4	Medicare Supplement (b)												
15.5	Medicaid Title XIX (b)												
15.6	Medicare Title XVIII (b).....												
15.7	Long-Term Care (b)												
15.8	Federal Employees Health Benefits Plan (b)												
15.9	Other Health (b)												
16.	Workers' Compensation												
17.1	Other Liability - Occurrence						52	52		27	27		
17.2	Other Liability - Claims-Made	309	245		64							41	5
17.3	Excess Workers' Compensation												
18.1	Products Liability - Occurrence												
18.2	Products Liability - Claims-Made												
19.1	Private Passenger Auto No-Fault (Personal Injury Protection)												552
19.2	Other Private Passenger Auto Liability				77	(15,000)		393		(212)	294	73	105
19.3	Commercial Auto No-Fault (Personal Injury Protection)	326	483				(16,800)						
19.4	Other Commercial Auto Liability	28,090	56,907		6,618	135,617	(64,368)	255,562	10,070	(1,961)	25,732	6,734	12,153
21.1	Private Passenger Auto Physical Damage												
21.2	Commercial Auto Physical Damage	7,245	14,617		1,556	2,696	2,418	688	2,320	2,199	71	1,853	3,061
22.	Aircraft (all perils)												
23.	Fidelity												
24.	Surety												
26.	Burglary and Theft												
27.	Boiler and Machinery	(23)	630				277	(87)		(329)	118	46	212
28.	Credit												
29.	International												
30.	Warranty												
31.	Reins nonproportional assumed property	XXX	XXX	XXX	XXX	XXX	XXX	XXX	XXX	XXX	XXX	XXX	XXX
32.	Reins nonproportional assumed liability	XXX	XXX	XXX	XXX	XXX	XXX	XXX	XXX	XXX	XXX	XXX	XXX
33.	Reins nonproportional assumed financial lines	XXX	XXX	XXX	XXX	XXX	XXX	XXX	XXX	XXX	XXX	XXX	XXX
34.	Aggregate Write-Ins for Other Lines of Business												
35.	Total (a)	41,794	98,828		9,843	139,119	(276,609)	306,375	13,020	(63,942)	93,937	11,007	22,864
DETAILS OF WRITE-INS													
3401.												
3402.												
3403.												
3498.	Summary of remaining write-ins for Line 34 from overflow page												
3499.	Totals (Lines 3401 through 3403 plus 3498)(Line 34 above)												

(a) Finance and service charges not included in Lines 1 to 35 \$ 42
(b) For health business on indicated lines report: Number of persons insured under PPO managed care products and number of persons insured under indemnity only products



ANNUAL STATEMENT FOR THE YEAR 2024 OF THE ALLIED INSURANCE COMPANY OF AMERICA
EXHIBIT OF PREMIUMS AND LOSSES (Statutory Page 14)

NAIC Group Code 0140 BUSINESS IN THE STATE OF Pennsylvania DURING THE YEAR 2024 NAIC Company Code 10127

Line of Business	Gross Premiums, Including Policy and Membership Fees, Less Return Premiums and Premiums on Policies not Taken		3	4	5	6	7	8	9	10	11	12
	1	2										
	Direct Premiums Written	Direct Premiums Earned	Dividends Paid or Credited to Policyholders on Direct Business	Direct Unearned Premium Reserves	Direct Losses Paid (deducting salvage)	Direct Losses Incurred	Direct Losses Unpaid	Direct Defense and Cost Containment Expense Paid	Direct Defense and Cost Containment Expense Incurred	Direct Defense and Cost Containment Expense Unpaid	Commissions and Brokerage Expenses	Taxes, Licenses and Fees
1. Fire												
2.1 Allied Lines												
2.2 Multiple Peril Crop												
2.3 Federal Flood												
2.4. Private Crop												
2.5 Private Flood												
3. Farmowners Multiple Peril												
4. Homeowners Multiple Peril												
5.1 Commercial Multiple Peril (Non-Liability Portion)	(8, 464)	30, 825		1, 236	18, 931	(66, 869)	76, 944	33, 406	8, 095	11, 268	(367)	(185)
5.2 Commercial Multiple Peril (Liability Portion)	(8, 641)	20, 591		3, 239, 656	41, 030	2, 126, 979	590, 736	415, 379	199, 473	(576)	(228)	
6. Mortgage Guaranty												
8. Ocean Marine												
9.1 Inland Marine												
9.2 Pet Insurance Plans												
10. Financial Guaranty												
11.1 Medical Professional Liability - Occurrence												
11.2 Medical Professional Liability - Claims-Made												
12. Earthquake	(4)	12									(1)	
13.1 Comprehensive (hospital and medical) ind (b)												
13.2 Comprehensive (hospital and medical) group (b)												
14. Credit A&H (Group and Individual)												
15.1 Vision Only (b).....												
15.2 Dental Only (b)												
15.3 Disability Income (b)												
15.4 Medicare Supplement (b)												
15.5 Medicaid Title XIX (b)												
15.6 Medicare Title XVIII (b).....												
15.7 Long-Term Care (b)												
15.8 Federal Employees Health Benefits Plan (b)												
15.9 Other Health (b)												
16. Workers' Compensation												
17.1 Other Liability - Occurrence												
17.2 Other Liability - Claims-Made												
17.3 Excess Workers' Compensation												
18.1 Products Liability - Occurrence												
18.2 Products Liability - Claims-Made												
19.1 Private Passenger Auto No-Fault (Personal Injury Protection)												
19.2 Other Private Passenger Auto Liability												504
19.3 Commercial Auto No-Fault (Personal Injury Protection)	2, 208	5, 175		103	(3, 631)	(49, 580)	4, 279	(26, 626)	32, 515	312	5, 112	
19.4 Other Commercial Auto Liability	53, 802	113, 723		3, 256	1, 062, 345	(88, 122)	1, 485, 849	176, 275	110, 406	118, 820	12, 755	160, 384
21.1 Private Passenger Auto Physical Damage												
21.2 Commercial Auto Physical Damage	19, 389	40, 441		986	(2, 186)	(25, 680)	3, 851	541	(3, 025)	2, 236	4, 959	26, 089
22. Aircraft (all perils)												
23. Fidelity												
24. Surety												
26. Burglary and Theft												
27. Boiler and Machinery	(619)	835				819	1, 062	(622)	362	(53)	(17)	
28. Credit												
29. International												
30. Warranty												
31. Reins nonproportional assumed property	XXX	XXX	XXX	XXX	XXX	XXX	XXX	XXX	XXX	XXX	XXX	XXX
32. Reins nonproportional assumed liability	XXX	XXX	XXX	XXX	XXX	XXX	XXX	XXX	XXX	XXX	XXX	XXX
33. Reins nonproportional assumed financial lines	XXX	XXX	XXX	XXX	XXX	XXX	XXX	XXX	XXX	XXX	XXX	XXX
34. Aggregate Write-Ins for Other Lines of Business												
35. Total (a)	57, 671	211, 600		5, 582	4, 315, 114	(188, 401)	3, 698, 964	800, 958	503, 606	364, 674	17, 028	191, 660
DETAILS OF WRITE-INS												
3401.												
3402.												
3403.												
3498. Summary of remaining write-ins for Line 34 from overflow page												
3499. Totals (Lines 3401 through 3403 plus 3498)(Line 34 above)												

(a) Finance and service charges not included in Lines 1 to 35 \$ 61
(b) For health business on indicated lines report: Number of persons insured under PPO managed care products and number of persons insured under indemnity only products



ANNUAL STATEMENT FOR THE YEAR 2024 OF THE ALLIED INSURANCE COMPANY OF AMERICA

EXHIBIT OF PREMIUMS AND LOSSES (Statutory Page 14)

NAIC Group Code 0140		BUSINESS IN THE STATE OF Rhode Island				DURING THE YEAR 2024				NAIC Company Code 10127			
Line of Business	Gross Premiums, Including Policy and Membership Fees, Less Return Premiums and Premiums on Policies not Taken		3 Dividends Paid or Credited to Policyholders on Direct Business	4 Direct Unearned Premium Reserves	5 Direct Losses Paid (deducting salvage)	6 Direct Losses Incurred	7 Direct Losses Unpaid	8 Direct Defense and Cost Containment Expense Paid	9 Direct Defense and Cost Containment Expense Incurred	10 Direct Defense and Cost Containment Expense Unpaid	11 Commissions and Brokerage Expenses	12 Taxes, Licenses and Fees	
	1 Direct Premiums Written	2 Direct Premiums Earned											
Fire													
Marine													
Multiple Peril Crop													
Federal Flood													
Private Crop													
Private Flood													
Farmowners Multiple Peril													
Homeowners Multiple Peril													
Commercial Multiple Peril (Non-Liability Portion)		36,306			581,314	582,122	425	6,464	4,588	1,627	975	(3)	
Commercial Multiple Peril (Liability Portion)		6,005			10,000	(134,901)	13,939	10,319	(10,525)	24,740	96	(1)	
Mortgage Guaranty													
Ocean Marine													
Inland Marine													
Pet Insurance Plans													
Financial Guaranty													
Medical Professional Liability - Occurrence													
Medical Professional Liability - Claims-Made													
Earthquake													
Comprehensive (hospital and medical) ind (b)													
Comprehensive (hospital and medical) group (b)													
Credit A&H (Group and Individual)													
Vision Only (b)													
Dental Only (b)													
Disability Income (b)													
Medicare Supplement (b)													
Medicaid Title XIX (b)													
Medicare Title XVIII (b)													
Long-Term Care (b)													
Federal Employees Health Benefits Plan (b)													
Other Health (b)													
Workers' Compensation												100	
Other Liability - Occurrence													
Other Liability - Claims-Made													
Excess Workers' Compensation													
Products Liability - Occurrence													
Products Liability - Claims-Made													
Private Passenger Auto No-Fault (Personal Injury Protection)													
Other Private Passenger Auto Liability													
Commercial Auto No-Fault (Personal Injury Protection)													
Other Commercial Auto Liability	2,146	24,529			80,000	(86,034)	49,462		(9,085)	19,577	(23,314)	789	
Private Passenger Auto Physical Damage													
Commercial Auto Physical Damage	605	6,320			24,214	25,582	14		(440)	250	(4,036)	143	
Aircraft (all perils)													
Fidelity													
Surety													
Burglary and Theft													
Boiler and Machinery		270				(8)	21		(37)	31	1		
Credit													
International													
Warranty													
Reins nonproportional assumed property	XXX	XXX	XXX	XXX	XXX	XXX	XXX	XXX	XXX	XXX	XXX	XXX	
Reins nonproportional assumed liability	XXX	XXX	XXX	XXX	XXX	XXX	XXX	XXX	XXX	XXX	XXX	XXX	
Reins nonproportional assumed financial lines	XXX	XXX	XXX	XXX	XXX	XXX	XXX	XXX	XXX	XXX	XXX	XXX	
Aggregate Write-Ins for Other Lines of Business													
Total (a)	2,751	73,430			695,527	386,761	63,861	16,782	(15,500)	46,225	(26,278)	1,029	
DETAILS OF WRITE-INS													
Summary of remaining write-ins for Line 34 from overflow page													
Totals (Lines 3401 through 3403 plus 3498)(Line 34 above)													

(a) Finance and service charges not included in Lines 1 to 35 \$ (1)
(b) For health business on indicated lines report: Number of persons insured under PPO managed care products and number of persons insured under indemnity only products



ANNUAL STATEMENT FOR THE YEAR 2024 OF THE ALLIED INSURANCE COMPANY OF AMERICA

EXHIBIT OF PREMIUMS AND LOSSES (Statutory Page 14)

NAIC Group Code 0140 BUSINESS IN THE STATE OF South Carolina DURING THE YEAR 2024 NAIC Company Code 10127

Line of Business		Gross Premiums, Including Policy and Membership Fees, Less Return Premiums and Premiums on Policies not Taken		3	4	5	6	7	8	9	10	11	12
		1	2										
		Direct Premiums Written	Direct Premiums Earned	Dividends Paid or Credited to Policyholders on Direct Business	Direct Unearned Premium Reserves	Direct Losses Paid (deducting salvage)	Direct Losses Incurred	Direct Losses Unpaid	Direct Defense and Cost Containment Expense Paid	Direct Defense and Cost Containment Expense Incurred	Direct Defense and Cost Containment Expense Unpaid	Commissions and Brokerage Expenses	Taxes, Licenses and Fees
1.	Fire												
2.1	Allied Lines												
2.2	Multiple Peril Crop												
2.3	Federal Flood												
2.4	Private Crop												
2.5	Private Flood												
3.	Farmowners Multiple Peril												
4.	Homeowners Multiple Peril												
5.1	Commercial Multiple Peril (Non-Liability Portion)	4,392	69,141		531	(64)	(14,160)	9,164	355	(31,510)	23,570	1,249	16,584
5.2	Commercial Multiple Peril (Liability Portion)	3,482	19,266		2,165	1,016,931	760,606	2,048,650	154,244	69,567	78,431	1,025	2,234
6.	Mortgage Guaranty												
8.	Ocean Marine												
9.1	Inland Marine												
9.2	Pet Insurance Plans												
10.	Financial Guaranty												
11.1	Medical Professional Liability - Occurrence												
11.2	Medical Professional Liability - Claims-Made												
12.	Earthquake		32										
13.1	Comprehensive (hospital and medical) ind (b)												
13.2	Comprehensive (hospital and medical) group (b)												
14.	Credit A&H (Group and Individual)												
15.1	Vision Only (b).....												
15.2	Dental Only (b)												
15.3	Disability Income (b)												
15.4	Medicare Supplement (b)												
15.5	Medicaid Title XIX (b)												
15.6	Medicare Title XVIII (b).....												
15.7	Long-Term Care (b)												
15.8	Federal Employees Health Benefits Plan (b)												
15.9	Other Health (b)												
16.	Workers' Compensation												
17.1	Other Liability - Occurrence												
17.2	Other Liability - Claims-Made												
17.3	Excess Workers' Compensation												
18.1	Products Liability - Occurrence												
18.2	Products Liability - Claims-Made												
19.1	Private Passenger Auto No-Fault (Personal Injury Protection)												
19.2	Other Private Passenger Auto Liability											965	3,268
19.3	Commercial Auto No-Fault (Personal Injury Protection)												
19.4	Other Commercial Auto Liability	(46,506)	38,514		1,543	657,205	(580,006)	147,602	6,910	(21,232)	61,620	(4,996)	(53,296)
21.1	Private Passenger Auto Physical Damage												
21.2	Commercial Auto Physical Damage	(7,688)	10,733		397	16,948	9,464	529	9	(1,769)	979	(964)	(8,290)
22.	Aircraft (all perils)												
23.	Fidelity												
24.	Surety												
26.	Burglary and Theft												
27.	Boiler and Machinery	284	1,359		30		(152)	316		(340)	313	66	131
28.	Credit												
29.	International												
30.	Warranty												
31.	Reins nonproportional assumed property	XXX	XXX	XXX	XXX	XXX	XXX	XXX	XXX	XXX	XXX	XXX	XXX
32.	Reins nonproportional assumed liability	XXX	XXX	XXX	XXX	XXX	XXX	XXX	XXX	XXX	XXX	XXX	XXX
33.	Reins nonproportional assumed financial lines	XXX	XXX	XXX	XXX	XXX	XXX	XXX	XXX	XXX	XXX	XXX	XXX
34.	Aggregate Write-Ins for Other Lines of Business												
35.	Total (a)	(46,036)	139,046		4,666	1,691,021	175,752	2,206,261	161,518	14,715	164,913	(2,656)	(39,369)
DETAILS OF WRITE-INS													
3401.												
3402.												
3403.												
3498.	Summary of remaining write-ins for Line 34 from overflow page												
3499.	Totals (Lines 3401 through 3403 plus 3498)(Line 34 above)												

(a) Finance and service charges not included in Lines 1 to 35 \$ (8)
(b) For health business on indicated lines report: Number of persons insured under PPO managed care products and number of persons insured under indemnity only products



ANNUAL STATEMENT FOR THE YEAR 2024 OF THE ALLIED INSURANCE COMPANY OF AMERICA

EXHIBIT OF PREMIUMS AND LOSSES (Statutory Page 14)

NAIC Group Code 0140 BUSINESS IN THE STATE OF South Dakota DURING THE YEAR 2024 NAIC Company Code 10127

Line of Business	Gross Premiums, Including Policy and Membership Fees, Less Return Premiums and Premiums on Policies not Taken		3	4	5	6	7	8	9	10	11	12
	1	2										
	Direct Premiums Written	Direct Premiums Earned	Dividends Paid or Credited to Policyholders on Direct Business	Direct Unearned Premium Reserves	Direct Losses Paid (deducting salvage)	Direct Losses Incurred	Direct Losses Unpaid	Direct Defense and Cost Containment Expense Paid	Direct Defense and Cost Containment Expense Incurred	Direct Defense and Cost Containment Expense Unpaid	Commissions and Brokerage Expenses	Taxes, Licenses and Fees
1. Fire												
2.1 Allied Lines												
2.2 Multiple Peril Crop												
2.3 Federal Flood												
2.4. Private Crop												
2.5 Private Flood												
3. Farmowners Multiple Peril												
4. Homeowners Multiple Peril												
5.1 Commercial Multiple Peril (Non-Liability Portion)	(1,747)	21,148			3,278	(9,361)	26,297		(2,612)	1,776	701	92
5.2 Commercial Multiple Peril (Liability Portion)	(649)	7,384				(17,597)	1,015,782	1,213,423	1,208,270	7,505	221	(14)
6. Mortgage Guaranty												
8. Ocean Marine												
9.1 Inland Marine												
9.2 Pet Insurance Plans												
10. Financial Guaranty												
11.1 Medical Professional Liability - Occurrence												
11.2 Medical Professional Liability - Claims-Made												
12. Earthquake												
13.1 Comprehensive (hospital and medical) ind (b)												
13.2 Comprehensive (hospital and medical) group (b)												
14. Credit A&H (Group and Individual)												
15.1 Vision Only (b).....												
15.2 Dental Only (b)												
15.3 Disability Income (b)												
15.4 Medicare Supplement (b)												
15.5 Medicaid Title XIX (b)												
15.6 Medicare Title XVIII (b).....												
15.7 Long-Term Care (b)												
15.8 Federal Employees Health Benefits Plan (b)												
15.9 Other Health (b)												
16. Workers' Compensation												
17.1 Other Liability - Occurrence												
17.2 Other Liability - Claims-Made												
17.3 Excess Workers' Compensation												
18.1 Products Liability - Occurrence												
18.2 Products Liability - Claims-Made												
19.1 Private Passenger Auto No-Fault (Personal Injury Protection)												
19.2 Other Private Passenger Auto Liability												500
19.3 Commercial Auto No-Fault (Personal Injury Protection)												
19.4 Other Commercial Auto Liability	9,834	31,275		1,963	(1,333)	(14,929)	9,192		(2,938)	7,553	2,868	20,435
21.1 Private Passenger Auto Physical Damage												
21.2 Commercial Auto Physical Damage	5,444	24,121		1,302	9,944	8,533	676		(69)	49	1,808	22,408
22. Aircraft (all perils)												
23. Fidelity												
24. Surety												
26. Burglary and Theft												
27. Boiler and Machinery	(53)	755				(438)	423		(91)	101	35	(1)
28. Credit												
29. International												
30. Warranty												
31. Reins nonproportional assumed property	XXX	XXX	XXX	XXX	XXX	XXX	XXX	XXX	XXX	XXX	XXX	XXX
32. Reins nonproportional assumed liability	XXX	XXX	XXX	XXX	XXX	XXX	XXX	XXX	XXX	XXX	XXX	XXX
33. Reins nonproportional assumed financial lines	XXX	XXX	XXX	XXX	XXX	XXX	XXX	XXX	XXX	XXX	XXX	XXX
34. Aggregate Write-Ins for Other Lines of Business												
35. Total (a)	12,829	84,682		3,265	11,889	(33,792)	1,052,370	1,213,423	1,202,559	16,984	5,633	43,420
DETAILS OF WRITE-INS												
3401.												
3402.												
3403.												
3498. Summary of remaining write-ins for Line 34 from overflow page												
3499. Totals (Lines 3401 through 3403 plus 3498)(Line 34 above)												

(a) Finance and service charges not included in Lines 1 to 35 \$ 44
(b) For health business on indicated lines report: Number of persons insured under PPO managed care products and number of persons insured under indemnity only products



ANNUAL STATEMENT FOR THE YEAR 2024 OF THE ALLIED INSURANCE COMPANY OF AMERICA

EXHIBIT OF PREMIUMS AND LOSSES (Statutory Page 14)

NAIC Group Code 0140 BUSINESS IN THE STATE OF Tennessee DURING THE YEAR 2024 NAIC Company Code 10127

Line of Business	Gross Premiums, Including Policy and Membership Fees, Less Return Premiums and Premiums on Policies not Taken		3	4	5	6	7	8	9	10	11	12
	1	2										
	Direct Premiums Written	Direct Premiums Earned	Dividends Paid or Credited to Policyholders on Direct Business	Direct Unearned Premium Reserves	Direct Losses Paid (deducting salvage)	Direct Losses Incurred	Direct Losses Unpaid	Direct Defense and Cost Containment Expense Paid	Direct Defense and Cost Containment Expense Incurred	Direct Defense and Cost Containment Expense Unpaid	Commissions and Brokerage Expenses	Taxes, Licenses and Fees
1. Fire												
2.1 Allied Lines												
2.2 Multiple Peril Crop												
2.3 Federal Flood												
2.4. Private Crop												
2.5 Private Flood												
3. Farmowners Multiple Peril												
4. Homeowners Multiple Peril												
5.1 Commercial Multiple Peril (Non-Liability Portion)	26,807	78,497		16,514	336,939	(36,517)	143,363	843	(24,153)	11,653	7,406	1,570
5.2 Commercial Multiple Peril (Liability Portion)	3,542	18,209		1,802	85,205	(216,507)	275,348	63,736	(6,824)	72,855	3,098	487
6. Mortgage Guaranty												
8. Ocean Marine												
9.1 Inland Marine												
9.2 Pet Insurance Plans												
10. Financial Guaranty												
11.1 Medical Professional Liability - Occurrence												
11.2 Medical Professional Liability - Claims-Made												
12. Earthquake		216										
13.1 Comprehensive (hospital and medical) ind (b)												
13.2 Comprehensive (hospital and medical) group (b)												
14. Credit A&H (Group and Individual)												
15.1 Vision Only (b).....												
15.2 Dental Only (b)												
15.3 Disability Income (b)												
15.4 Medicare Supplement (b)												
15.5 Medicaid Title XIX (b)												
15.6 Medicare Title XVIII (b).....												
15.7 Long-Term Care (b)												
15.8 Federal Employees Health Benefits Plan (b)												
15.9 Other Health (b)												
16. Workers' Compensation												
17.1 Other Liability - Occurrence												
17.2 Other Liability - Claims-Made												
17.3 Excess Workers' Compensation												
18.1 Products Liability - Occurrence												
18.2 Products Liability - Claims-Made												
19.1 Private Passenger Auto No-Fault (Personal Injury Protection)												
19.2 Other Private Passenger Auto Liability												20
19.3 Commercial Auto No-Fault (Personal Injury Protection)												
19.4 Other Commercial Auto Liability	41,219	88,876		24,005	215,168	(233,171)	570,492	38,222	16,138	54,853	7,482	2,608
21.1 Private Passenger Auto Physical Damage												
21.2 Commercial Auto Physical Damage	18,383	37,591		9,992	(36,006)	(43,820)	78	4,836	3,418	810	4,455	1,119
22. Aircraft (all perils)												
23. Fidelity												
24. Surety												
26. Burglary and Theft												
27. Boiler and Machinery	370	1,511		204		(834)	1,849		(569)	355	93	19
28. Credit												
29. International												
30. Warranty												
31. Reins nonproportional assumed property	XXX	XXX	XXX	XXX	XXX	XXX	XXX	XXX	XXX	XXX	XXX	XXX
32. Reins nonproportional assumed liability	XXX	XXX	XXX	XXX	XXX	XXX	XXX	XXX	XXX	XXX	XXX	XXX
33. Reins nonproportional assumed financial lines	XXX	XXX	XXX	XXX	XXX	XXX	XXX	XXX	XXX	XXX	XXX	XXX
34. Aggregate Write-Ins for Other Lines of Business												
35. Total (a)	90,321	224,901		52,517	601,305	(530,850)	991,130	107,637	(11,989)	140,525	22,534	5,823
DETAILS OF WRITE-INS												
3401.												
3402.												
3403.												
3498. Summary of remaining write-ins for Line 34 from overflow page												
3499. Totals (Lines 3401 through 3403 plus 3498)(Line 34 above)												

(a) Finance and service charges not included in Lines 1 to 35 \$ 434
(b) For health business on indicated lines report: Number of persons insured under PPO managed care products and number of persons insured under indemnity only products



ANNUAL STATEMENT FOR THE YEAR 2024 OF THE ALLIED INSURANCE COMPANY OF AMERICA

EXHIBIT OF PREMIUMS AND LOSSES (Statutory Page 14)

NAIC Group Code 0140

BUSINESS IN THE STATE OF Texas

DURING THE YEAR 2024

NAIC Company Code 10127

Line of Business		Gross Premiums, Including Policy and Membership Fees, Less Return Premiums and Premiums on Policies not Taken		3 Dividends Paid or Credited to Policyholders on Direct Business	4 Direct Unearned Premium Reserves	5 Direct Losses Paid (deducting salvage)	6 Direct Losses Incurred	7 Direct Losses Unpaid	8 Direct Defense and Cost Containment Expense Paid	9 Direct Defense and Cost Containment Expense Incurred	10 Direct Defense and Cost Containment Expense Unpaid	11 Commissions and Brokerage Expenses	12 Taxes, Licenses and Fees
		1 Direct Premiums Written	2 Direct Premiums Earned										
1.	Fire	1,585	595		990		81	81		3	3	227	25
2.1	Allied Lines	8,157	3,060		5,097		416	416		13	13	1,169	131
2.2	Multiple Peril Crop												
2.3	Federal Flood												
2.4	Private Crop												
2.5	Private Flood												
3.	Farmowners Multiple Peril												
4.	Homeowners Multiple Peril												
5.1	Commercial Multiple Peril (Non-Liability Portion)	122,443	742,187		38,823	797,280	(526,328)	662,627	108,416	(20,361)	105,781	32,827	(59,656)
5.2	Commercial Multiple Peril (Liability Portion)	54,523	345,541		31,949	1,498,935	210,968	2,235,040	344,473	(47,764)	611,001	15,584	(27,252)
6.	Mortgage Guaranty												
8.	Ocean Marine												
9.1	Inland Marine												
9.2	Pet Insurance Plans												
10.	Financial Guaranty												
11.1	Medical Professional Liability - Occurrence												
11.2	Medical Professional Liability - Claims-Made												
12.	Earthquake	60	2,328									9	(459)
13.1	Comprehensive (hospital and medical) ind (b)												
13.2	Comprehensive (hospital and medical) group (b)												
14.	Credit A&H (Group and Individual)												
15.1	Vision Only (b).....												
15.2	Dental Only (b)												
15.3	Disability Income (b)												
15.4	Medicare Supplement (b)												
15.5	Medicaid Title XIX (b)												
15.6	Medicare Title XVIII (b).....												
15.7	Long-Term Care (b)												
15.8	Federal Employees Health Benefits Plan (b)												
15.9	Other Health (b)												
16.	Workers' Compensation												
17.1	Other Liability - Occurrence						22	22		23	23		
17.2	Other Liability - Claims-Made	573	215		358							82	9
17.3	Excess Workers' Compensation												
18.1	Products Liability - Occurrence												
18.2	Products Liability - Claims-Made												
19.1	Private Passenger Auto No-Fault (Personal Injury Protection)												
19.2	Other Private Passenger Auto Liability												
19.3	Commercial Auto No-Fault (Personal Injury Protection)	123	118		5		33	33		8	8	19	3
19.4	Other Commercial Auto Liability	16,911	15,940		971		5,347	5,347		843	843	2,796	396
21.1	Private Passenger Auto Physical Damage												
21.2	Commercial Auto Physical Damage	5,694	5,185		509		203	203		4	4	853	127
22.	Aircraft (all perils)												
23.	Fidelity												
24.	Surety												
26.	Burglary and Theft												
27.	Boiler and Machinery	3,798	17,602		1,273	6,032	(7,577)	13,447		(1,808)	1,863	869	(1,571)
28.	Credit												
29.	International												
30.	Warranty												
31.	Reins nonproportional assumed property	XXX	XXX	XXX	XXX	XXX	XXX	XXX	XXX	XXX	XXX	XXX	XXX
32.	Reins nonproportional assumed liability	XXX	XXX	XXX	XXX	XXX	XXX	XXX	XXX	XXX	XXX	XXX	XXX
33.	Reins nonproportional assumed financial lines	XXX	XXX	XXX	XXX	XXX	XXX	XXX	XXX	XXX	XXX	XXX	XXX
34.	Aggregate Write-Ins for Other Lines of Business												
35.	Total (a)	213,867	1,132,771		79,977	2,302,247	(316,835)	2,917,216	452,889	(69,039)	719,539	54,434	(88,247)
DETAILS OF WRITE-INS													
3401.												
3402.												
3403.												
3498.	Summary of remaining write-ins for Line 34 from overflow page												
3499.	Totals (Lines 3401 through 3403 plus 3498)(Line 34 above)												

(a) Finance and service charges not included in Lines 1 to 35 \$ 414
(b) For health business on indicated lines report: Number of persons insured under PPO managed care products and number of persons insured under indemnity only products



ANNUAL STATEMENT FOR THE YEAR 2024 OF THE ALLIED INSURANCE COMPANY OF AMERICA
EXHIBIT OF PREMIUMS AND LOSSES (Statutory Page 14)

NAIC Group Code 0140 BUSINESS IN THE STATE OF Utah DURING THE YEAR 2024 NAIC Company Code 10127

Line of Business	Gross Premiums, Including Policy and Membership Fees, Less Return Premiums and Premiums on Policies not Taken		3	4	5	6	7	8	9	10	11	12
	1	2										
	Direct Premiums Written	Direct Premiums Earned	Dividends Paid or Credited to Policyholders on Direct Business	Direct Unearned Premium Reserves	Direct Losses Paid (deducting salvage)	Direct Losses Incurred	Direct Losses Unpaid	Direct Defense and Cost Containment Expense Paid	Direct Defense and Cost Containment Expense Incurred	Direct Defense and Cost Containment Expense Unpaid	Commissions and Brokerage Expenses	Taxes, Licenses and Fees
1. Fire												
2.1 Allied Lines												
2.2 Multiple Peril Crop												
2.3 Federal Flood												
2.4. Private Crop												
2.5 Private Flood		84				(70)	7		(6)	8	(31)	
3. Farmowners Multiple Peril												
4. Homeowners Multiple Peril												
5.1 Commercial Multiple Peril (Non-Liability Portion)	(830)	28,593			(22,889)	(16,100)	572,523		(3,996)	1,977	(57)	(4)
5.2 Commercial Multiple Peril (Liability Portion)	42,666	45,127		9,003	50,000	(66,116)	34,622	5,039	(28,098)	49,399	5,551	985
6. Mortgage Guaranty												
8. Ocean Marine												
9.1 Inland Marine												
9.2 Pet Insurance Plans												
10. Financial Guaranty												
11.1 Medical Professional Liability - Occurrence												
11.2 Medical Professional Liability - Claims-Made												
12. Earthquake		6,941									(603)	2
13.1 Comprehensive (hospital and medical) ind (b)												
13.2 Comprehensive (hospital and medical) group (b)												
14. Credit A&H (Group and Individual)												
15.1 Vision Only (b).....												
15.2 Dental Only (b)												
15.3 Disability Income (b)												
15.4 Medicare Supplement (b)												
15.5 Medicaid Title XIX (b)												
15.6 Medicare Title XVIII (b).....												
15.7 Long-Term Care (b)												
15.8 Federal Employees Health Benefits Plan (b)												
15.9 Other Health (b)												
16. Workers' Compensation												
17.1 Other Liability - Occurrence						115	115		48	48		
17.2 Other Liability - Claims-Made	432	342		90							56	10
17.3 Excess Workers' Compensation												
18.1 Products Liability - Occurrence												
18.2 Products Liability - Claims-Made												
19.1 Private Passenger Auto No-Fault (Personal Injury Protection)												
19.2 Other Private Passenger Auto Liability												
19.3 Commercial Auto No-Fault (Personal Injury Protection)	346	402		88	(6,000)	(6,666)	202		(438)	752	41	13
19.4 Other Commercial Auto Liability	32,003	41,772		7,448	201,621	146,056	555,614	4,181	(5,196)	19,473	4,069	1,419
21.1 Private Passenger Auto Physical Damage												
21.2 Commercial Auto Physical Damage	12,678	15,307		4,033	(14,576)	(13,767)	1,088	20	(61)	54	1,047	912
22. Aircraft (all perils)												
23. Fidelity												
24. Surety												
26. Burglary and Theft												
27. Boiler and Machinery	(70)	1,797				6	(73)		(207)	133	(66)	(1)
28. Credit												
29. International												
30. Warranty												
31. Reins nonproportional assumed property	XXX	XXX	XXX	XXX	XXX	XXX	XXX	XXX	XXX	XXX	XXX	XXX
32. Reins nonproportional assumed liability	XXX	XXX	XXX	XXX	XXX	XXX	XXX	XXX	XXX	XXX	XXX	XXX
33. Reins nonproportional assumed financial lines	XXX	XXX	XXX	XXX	XXX	XXX	XXX	XXX	XXX	XXX	XXX	XXX
34. Aggregate Write-Ins for Other Lines of Business												
35. Total (a)	87,225	140,365		20,662	208,156	43,458	1,164,098	9,240	(37,955)	71,845	10,007	3,336
DETAILS OF WRITE-INS												
3401.												
3402.												
3403.												
3498. Summary of remaining write-ins for Line 34 from overflow page												
3499. Totals (Lines 3401 through 3403 plus 3498)(Line 34 above)												

(a) Finance and service charges not included in Lines 1 to 35 \$ 217
(b) For health business on indicated lines report: Number of persons insured under PPO managed care products and number of persons insured under indemnity only products



ANNUAL STATEMENT FOR THE YEAR 2024 OF THE ALLIED INSURANCE COMPANY OF AMERICA

EXHIBIT OF PREMIUMS AND LOSSES (Statutory Page 14)

NAIC Group Code 0140 BUSINESS IN THE STATE OF Vermont DURING THE YEAR 2024 NAIC Company Code 10127

Line of Business	Gross Premiums, Including Policy and Membership Fees, Less Return Premiums and Premiums on Policies not Taken		3	4	5	6	7	8	9	10	11	12
	1	2										
	Direct Premiums Written	Direct Premiums Earned	Dividends Paid or Credited to Policyholders on Direct Business	Direct Unearned Premium Reserves	Direct Losses Paid (deducting salvage)	Direct Losses Incurred	Direct Losses Unpaid	Direct Defense and Cost Containment Expense Paid	Direct Defense and Cost Containment Expense Incurred	Direct Defense and Cost Containment Expense Unpaid	Commissions and Brokerage Expenses	Taxes, Licenses and Fees
1. Fire												
2.1 Allied Lines												
2.2 Multiple Peril Crop												
2.3 Federal Flood												
2.4. Private Crop												
2.5 Private Flood												
3. Farmowners Multiple Peril												
4. Homeowners Multiple Peril												
5.1 Commercial Multiple Peril (Non-Liability Portion)		1,066			(58)		(465)		(500)	423		(1)
5.2 Commercial Multiple Peril (Liability Portion)		909			(8,652)		5,364		(3,253)	4,828		(1)
6. Mortgage Guaranty												
8. Ocean Marine												
9.1 Inland Marine												
9.2 Pet Insurance Plans												
10. Financial Guaranty												
11.1 Medical Professional Liability - Occurrence												
11.2 Medical Professional Liability - Claims-Made												
12. Earthquake												
13.1 Comprehensive (hospital and medical) ind (b)												
13.2 Comprehensive (hospital and medical) group (b)												
14. Credit A&H (Group and Individual)												
15.1 Vision Only (b).....												
15.2 Dental Only (b)												
15.3 Disability Income (b)												
15.4 Medicare Supplement (b)												
15.5 Medicaid Title XIX (b)												
15.6 Medicare Title XVIII (b).....												
15.7 Long-Term Care (b)												
15.8 Federal Employees Health Benefits Plan (b)												
15.9 Other Health (b)												
16. Workers' Compensation												
17.1 Other Liability - Occurrence												
17.2 Other Liability - Claims-Made												
17.3 Excess Workers' Compensation												
18.1 Products Liability - Occurrence												
18.2 Products Liability - Claims-Made												
19.1 Private Passenger Auto No-Fault (Personal Injury Protection)												
19.2 Other Private Passenger Auto Liability												338
19.3 Commercial Auto No-Fault (Personal Injury Protection)												
19.4 Other Commercial Auto Liability	24,552	5,479		22,084	(8,928)		6,421		(609)	1,649	3,929	709
21.1 Private Passenger Auto Physical Damage												
21.2 Commercial Auto Physical Damage	9,006	3,278		7,140		215	(27)		(100)	57	1,075	373
22. Aircraft (all perils)												
23. Fidelity												
24. Surety												
26. Burglary and Theft												
27. Boiler and Machinery		27				(19)			(7)	6		
28. Credit												
29. International												
30. Warranty												
31. Reins nonproportional assumed property	XXX	XXX	XXX	XXX	XXX	XXX	XXX	XXX	XXX	XXX	XXX	XXX
32. Reins nonproportional assumed liability	XXX	XXX	XXX	XXX	XXX	XXX	XXX	XXX	XXX	XXX	XXX	XXX
33. Reins nonproportional assumed financial lines	XXX	XXX	XXX	XXX	XXX	XXX	XXX	XXX	XXX	XXX	XXX	XXX
34. Aggregate Write-Ins for Other Lines of Business												
35. Total (a)	33,558	10,759		29,224		(17,442)	11,293		(4,469)	6,964	5,004	1,418
DETAILS OF WRITE-INS												
3401.												
3402.												
3403.												
3498. Summary of remaining write-ins for Line 34 from overflow page												
3499. Totals (Lines 3401 through 3403 plus 3498)(Line 34 above)												

(a) Finance and service charges not included in Lines 1 to 35 \$ 48
(b) For health business on indicated lines report: Number of persons insured under PPO managed care products and number of persons insured under indemnity only products



ANNUAL STATEMENT FOR THE YEAR 2024 OF THE ALLIED INSURANCE COMPANY OF AMERICA

EXHIBIT OF PREMIUMS AND LOSSES (Statutory Page 14)

NAIC Group Code 0140

BUSINESS IN THE STATE OF Virginia

DURING THE YEAR 2024

NAIC Company Code 10127

Line of Business		Gross Premiums, Including Policy and Membership Fees, Less Return Premiums and Premiums on Policies not Taken		3	4	5	6	7	8	9	10	11	12
		1	2										
		Direct Premiums Written	Direct Premiums Earned	Dividends Paid or Credited to Policyholders on Direct Business	Direct Unearned Premium Reserves	Direct Losses Paid (deducting salvage)	Direct Losses Incurred	Direct Losses Unpaid	Direct Defense and Cost Containment Expense Paid	Direct Defense and Cost Containment Expense Incurred	Direct Defense and Cost Containment Expense Unpaid	Commissions and Brokerage Expenses	Taxes, Licenses and Fees
1.	Fire	2,972	4,677		1,237	3,771	2,842	718	276	125	79	620	197
2.1	Allied Lines	1,857	2,753		704	2,142	1,784	353	256	191	41		121
2.2	Multiple Peril Crop												
2.3	Federal Flood												
2.4	Private Crop												
2.5	Private Flood												
3.	Farmowners Multiple Peril												
4.	Homeowners Multiple Peril												
5.1	Commercial Multiple Peril (Non-Liability Portion)	(58)	20,710		1,570	9,875	11,847	(674)	2,013	(8,632)	5,102	7	1,950
5.2	Commercial Multiple Peril (Liability Portion)	1,661	16,901		3,371	149,500	25,680	88,863	17,182	(49,677)	77,270	236	1,381
6.	Mortgage Guaranty												
8.	Ocean Marine												
9.1	Inland Marine												
9.2	Pet Insurance Plans												
10.	Financial Guaranty												
11.1	Medical Professional Liability - Occurrence												
11.2	Medical Professional Liability - Claims-Made												
12.	Earthquake		71										4
13.1	Comprehensive (hospital and medical) ind (b)												
13.2	Comprehensive (hospital and medical) group (b)												
14.	Credit A&H (Group and Individual)												
15.1	Vision Only (b).....												
15.2	Dental Only (b)												
15.3	Disability Income (b)												
15.4	Medicare Supplement (b)												
15.5	Medicaid Title XIX (b)												
15.6	Medicare Title XVIII (b).....												
15.7	Long-Term Care (b)												
15.8	Federal Employees Health Benefits Plan (b)												
15.9	Other Health (b)												
16.	Workers' Compensation												
17.1	Other Liability - Occurrence	4,744	3,475		1,393		536	668	19	201	206	766	188
17.2	Other Liability - Claims-Made		203		84							48	11
17.3	Excess Workers' Compensation												
18.1	Products Liability - Occurrence												
18.2	Products Liability - Claims-Made												
19.1	Private Passenger Auto No-Fault (Personal Injury Protection)												
19.2	Other Private Passenger Auto Liability	157	157									378	44
19.3	Commercial Auto No-Fault (Personal Injury Protection)												
19.4	Other Commercial Auto Liability	8,116	57,978		1,259	418,097	119,737	355,465	10,684	(34,743)	83,379	3,825	8,278
21.1	Private Passenger Auto Physical Damage												
21.2	Commercial Auto Physical Damage	4,518	18,144		370	35,718	40,959	7,583		(2,001)	1,208	1,880	2,394
22.	Aircraft (all perils)												
23.	Fidelity												
24.	Surety												
26.	Burglary and Theft	49	68		18			1	3	2			3
27.	Boiler and Machinery	(78)	689		91		(96)	428		(289)	168	(8)	51
28.	Credit												
29.	International												
30.	Warranty												
31.	Reins nonproportional assumed property	XXX	XXX	XXX	XXX	XXX	XXX	XXX	XXX	XXX	XXX	XXX	XXX
32.	Reins nonproportional assumed liability	XXX	XXX	XXX	XXX	XXX	XXX	XXX	XXX	XXX	XXX	XXX	XXX
33.	Reins nonproportional assumed financial lines	XXX	XXX	XXX	XXX	XXX	XXX	XXX	XXX	XXX	XXX	XXX	XXX
34.	Aggregate Write-Ins for Other Lines of Business												
35.	Total (a)	24,224	125,827		10,096	619,102	203,289	453,406	30,433	(94,823)	167,453	7,751	14,621
DETAILS OF WRITE-INS													
3401.												
3402.												
3403.												
3498.	Summary of remaining write-ins for Line 34 from overflow page												
3499.	Totals (Lines 3401 through 3403 plus 3498)(Line 34 above)												

(a) Finance and service charges not included in Lines 1 to 35 \$ 33
(b) For health business on indicated lines report: Number of persons insured under PPO managed care products and number of persons insured under indemnity only products



ANNUAL STATEMENT FOR THE YEAR 2024 OF THE ALLIED INSURANCE COMPANY OF AMERICA

EXHIBIT OF PREMIUMS AND LOSSES (Statutory Page 14)

NAIC Group Code 0140 BUSINESS IN THE STATE OF Washington DURING THE YEAR 2024 NAIC Company Code 10127

Line of Business	Gross Premiums, Including Policy and Membership Fees, Less Return Premiums and Premiums on Policies not Taken		3 Dividends Paid or Credited to Policyholders on Direct Business	4 Direct Unearned Premium Reserves	5 Direct Losses Paid (deducting salvage)	6 Direct Losses Incurred	7 Direct Losses Unpaid	8 Direct Defense and Cost Containment Expense Paid	9 Direct Defense and Cost Containment Expense Incurred	10 Direct Defense and Cost Containment Expense Unpaid	11 Commissions and Brokerage Expenses	12 Taxes, Licenses and Fees
	1 Direct Premiums Written	2 Direct Premiums Earned										
1. Fire												
2.1 Allied Lines												
2.2 Multiple Peril Crop												
2.3 Federal Flood												
2.4. Private Crop												
2.5 Private Flood												
3. Farmowners Multiple Peril												
4. Homeowners Multiple Peril												
5.1 Commercial Multiple Peril (Non-Liability Portion)	95,626	1,514,331		22,521	1,743,462	1,717,038	659,767	38,017	(622)	57,134	74,170	1,627
5.2 Commercial Multiple Peril (Liability Portion)	65,227	797,539		21,817	1,605,673	1,199,143	2,935,330	88,062	(250,475)	710,834	41,041	2,192
6. Mortgage Guaranty												
8. Ocean Marine												
9.1 Inland Marine												
9.2 Pet Insurance Plans												
10. Financial Guaranty												
11.1 Medical Professional Liability - Occurrence												
11.2 Medical Professional Liability - Claims-Made												
12. Earthquake		2,809									146	
13.1 Comprehensive (hospital and medical) ind (b)												
13.2 Comprehensive (hospital and medical) group (b)												
14. Credit A&H (Group and Individual)												
15.1 Vision Only (b).....												
15.2 Dental Only (b)												
15.3 Disability Income (b)												
15.4 Medicare Supplement (b)												
15.5 Medicaid Title XIX (b)												
15.6 Medicare Title XVIII (b).....												
15.7 Long-Term Care (b)												
15.8 Federal Employees Health Benefits Plan (b)												
15.9 Other Health (b)												
16. Workers' Compensation												
17.1 Other Liability - Occurrence												
17.2 Other Liability - Claims-Made												
17.3 Excess Workers' Compensation												
18.1 Products Liability - Occurrence												
18.2 Products Liability - Claims-Made												
19.1 Private Passenger Auto No-Fault (Personal Injury Protection)												
19.2 Other Private Passenger Auto Liability												
19.3 Commercial Auto No-Fault (Personal Injury Protection)	111	9,015		18	41,900	30,140	11,721		(9,603)	12,939	217	28
19.4 Other Commercial Auto Liability	(22,064)	775,865		3,350	220,552	280,577	2,633,688	64,790	34,575	139,863	22,824	2,277
21.1 Private Passenger Auto Physical Damage												
21.2 Commercial Auto Physical Damage	2,241	139,173		378	89,692	55,516	1,397	1,404	903	386	4,664	5,444
22. Aircraft (all perils)												
23. Fidelity												
24. Surety												
26. Burglary and Theft												
27. Boiler and Machinery	2,995	70,499		831	97,793	86,231	(163)		(916)	1,611	3,246	117
28. Credit												
29. International												
30. Warranty												
31. Reins nonproportional assumed property	XXX	XXX	XXX	XXX	XXX	XXX	XXX	XXX	XXX	XXX	XXX	XXX
32. Reins nonproportional assumed liability	XXX	XXX	XXX	XXX	XXX	XXX	XXX	XXX	XXX	XXX	XXX	XXX
33. Reins nonproportional assumed financial lines	XXX	XXX	XXX	XXX	XXX	XXX	XXX	XXX	XXX	XXX	XXX	XXX
34. Aggregate Write-Ins for Other Lines of Business												
35. Total (a)	144,136	3,309,232		48,916	3,799,071	3,368,647	6,241,740	192,273	(226,138)	922,767	146,309	11,684
DETAILS OF WRITE-INS												
3401.												
3402.												
3403.												
3498. Summary of remaining write-ins for Line 34 from overflow page												
3499. Totals (Lines 3401 through 3403 plus 3498)(Line 34 above)												

(a) Finance and service charges not included in Lines 1 to 35 \$ (1,502)
(b) For health business on indicated lines report: Number of persons insured under PPO managed care products and number of persons insured under indemnity only products



ANNUAL STATEMENT FOR THE YEAR 2024 OF THE ALLIED INSURANCE COMPANY OF AMERICA

EXHIBIT OF PREMIUMS AND LOSSES (Statutory Page 14)

NAIC Group Code 0140 BUSINESS IN THE STATE OF West Virginia DURING THE YEAR 2024 NAIC Company Code 10127

Line of Business	Gross Premiums, Including Policy and Membership Fees, Less Return Premiums and Premiums on Policies not Taken		3	4	5	6	7	8	9	10	11	12
	1	2										
	Direct Premiums Written	Direct Premiums Earned	Dividends Paid or Credited to Policyholders on Direct Business	Direct Unearned Premium Reserves	Direct Losses Paid (deducting salvage)	Direct Losses Incurred	Direct Losses Unpaid	Direct Defense and Cost Containment Expense Paid	Direct Defense and Cost Containment Expense Incurred	Direct Defense and Cost Containment Expense Unpaid	Commissions and Brokerage Expenses	Taxes, Licenses and Fees
1. Fire												
2.1 Allied Lines	(17)	294				(4)	17		(35)	15	(2)	9
2.2 Multiple Peril Crop												
2.3 Federal Flood												
2.4. Private Crop												
2.5 Private Flood												
3. Farmowners Multiple Peril												
4. Homeowners Multiple Peril												
5.1 Commercial Multiple Peril (Non-Liability Portion)	(236)	31,216			300,075	302,376	(115)	4,503	937	1,314	193	(35)
5.2 Commercial Multiple Peril (Liability Portion)	87	8,252			4,966	(21,047)	13,923		(15,424)	18,997	50	(11)
6. Mortgage Guaranty												
8. Ocean Marine												
9.1 Inland Marine												
9.2 Pet Insurance Plans												
10. Financial Guaranty												
11.1 Medical Professional Liability - Occurrence												
11.2 Medical Professional Liability - Claims-Made												
12. Earthquake												
13.1 Comprehensive (hospital and medical) ind (b)												
13.2 Comprehensive (hospital and medical) group (b)												
14. Credit A&H (Group and Individual)												
15.1 Vision Only (b).....												
15.2 Dental Only (b)												
15.3 Disability Income (b)												
15.4 Medicare Supplement (b)												
15.5 Medicaid Title XIX (b)												
15.6 Medicare Title XVIII (b).....												
15.7 Long-Term Care (b)												
15.8 Federal Employees Health Benefits Plan (b)												
15.9 Other Health (b)												
16. Workers' Compensation												
17.1 Other Liability - Occurrence												
17.2 Other Liability - Claims-Made												
17.3 Excess Workers' Compensation												
18.1 Products Liability - Occurrence												
18.2 Products Liability - Claims-Made												
19.1 Private Passenger Auto No-Fault (Personal Injury Protection)												
19.2 Other Private Passenger Auto Liability												1,540
19.3 Commercial Auto No-Fault (Personal Injury Protection)												
19.4 Other Commercial Auto Liability	(566)	25,141			1,072,884	(339,404)	51,096	64,684	55,633	18,652	5,292	456
21.1 Private Passenger Auto Physical Damage												
21.2 Commercial Auto Physical Damage	(107)	5,009			(23,741)	(22,033)	124	344	(385)	436	498	128
22. Aircraft (all perils)												
23. Fidelity												
24. Surety												
26. Burglary and Theft												
27. Boiler and Machinery	(2)	427				6	31		(84)	26	3	(1)
28. Credit												
29. International												
30. Warranty												
31. Reins nonproportional assumed property	XXX	XXX	XXX	XXX	XXX	XXX	XXX	XXX	XXX	XXX	XXX	XXX
32. Reins nonproportional assumed liability	XXX	XXX	XXX	XXX	XXX	XXX	XXX	XXX	XXX	XXX	XXX	XXX
33. Reins nonproportional assumed financial lines	XXX	XXX	XXX	XXX	XXX	XXX	XXX	XXX	XXX	XXX	XXX	XXX
34. Aggregate Write-Ins for Other Lines of Business												
35. Total (a)	(841)	70,341			1,354,184	(80,106)	65,077	69,532	40,643	39,441	6,034	2,086
DETAILS OF WRITE-INS												
3401.												
3402.												
3403.												
3498. Summary of remaining write-ins for Line 34 from overflow page												
3499. Totals (Lines 3401 through 3403 plus 3498)(Line 34 above)												

(a) Finance and service charges not included in Lines 1 to 35 \$
(b) For health business on indicated lines report: Number of persons insured under PPO managed care products and number of persons insured under indemnity only products



ANNUAL STATEMENT FOR THE YEAR 2024 OF THE ALLIED INSURANCE COMPANY OF AMERICA

EXHIBIT OF PREMIUMS AND LOSSES (Statutory Page 14)

NAIC Group Code 0140 BUSINESS IN THE STATE OF Wisconsin DURING THE YEAR 2024 NAIC Company Code 10127

Line of Business	Gross Premiums, Including Policy and Membership Fees, Less Return Premiums and Premiums on Policies not Taken		3	4	5	6	7	8	9	10	11	12
	1	2										
	Direct Premiums Written	Direct Premiums Earned	Dividends Paid or Credited to Policyholders on Direct Business	Direct Unearned Premium Reserves	Direct Losses Paid (deducting salvage)	Direct Losses Incurred	Direct Losses Unpaid	Direct Defense and Cost Containment Expense Paid	Direct Defense and Cost Containment Expense Incurred	Direct Defense and Cost Containment Expense Unpaid	Commissions and Brokerage Expenses	Taxes, Licenses and Fees
1. Fire												
2.1 Allied Lines												
2.2 Multiple Peril Crop												
2.3 Federal Flood												
2.4. Private Crop												
2.5 Private Flood												
3. Farmowners Multiple Peril												
4. Homeowners Multiple Peril												
5.1 Commercial Multiple Peril (Non-Liability Portion)	(102)	14,019			(61,804)	(63,427)	14,966	67,740	65,821	1,685	2	(1,366)
5.2 Commercial Multiple Peril (Liability Portion)	6,176	9,966		5,466	2,946	(3,864)	10,190		(10,733)	16,787	772	(930)
6. Mortgage Guaranty												
8. Ocean Marine												
9.1 Inland Marine												
9.2 Pet Insurance Plans												
10. Financial Guaranty												
11.1 Medical Professional Liability - Occurrence												
11.2 Medical Professional Liability - Claims-Made												
12. Earthquake												
13.1 Comprehensive (hospital and medical) ind (b)												
13.2 Comprehensive (hospital and medical) group (b)												
14. Credit A&H (Group and Individual)												
15.1 Vision Only (b).....												
15.2 Dental Only (b)												
15.3 Disability Income (b)												
15.4 Medicare Supplement (b)												
15.5 Medicaid Title XIX (b)												
15.6 Medicare Title XVIII (b).....												
15.7 Long-Term Care (b)												
15.8 Federal Employees Health Benefits Plan (b)												
15.9 Other Health (b)												
16. Workers' Compensation												
17.1 Other Liability - Occurrence						4	4		4	4		
17.2 Other Liability - Claims-Made	315	39		276							47	5
17.3 Excess Workers' Compensation												
18.1 Products Liability - Occurrence												
18.2 Products Liability - Claims-Made												
19.1 Private Passenger Auto No-Fault (Personal Injury Protection)												54,820
19.2 Other Private Passenger Auto Liability												
19.3 Commercial Auto No-Fault (Personal Injury Protection)												
19.4 Other Commercial Auto Liability	1,279	5,480		268	(48,373)	51,237		(4,909)	10,220	(401)	(1,781)	
21.1 Private Passenger Auto Physical Damage												
21.2 Commercial Auto Physical Damage		1,794				(195)	104		(48)	26	(141)	(620)
22. Aircraft (all perils)												
23. Fidelity												
24. Surety												
26. Burglary and Theft												
27. Boiler and Machinery	(5)	638				31	194		(63)	65	5	(56)
28. Credit												
29. International												
30. Warranty												
31. Reins nonproportional assumed property	XXX	XXX	XXX	XXX	XXX	XXX	XXX	XXX	XXX	XXX	XXX	XXX
32. Reins nonproportional assumed liability	XXX	XXX	XXX	XXX	XXX	XXX	XXX	XXX	XXX	XXX	XXX	XXX
33. Reins nonproportional assumed financial lines	XXX	XXX	XXX	XXX	XXX	XXX	XXX	XXX	XXX	XXX	XXX	XXX
34. Aggregate Write-Ins for Other Lines of Business												
35. Total (a)	7,663	31,938		6,009	(58,858)	(115,823)	76,696	67,740	50,072	28,786	284	50,072
DETAILS OF WRITE-INS												
3401.												
3402.												
3403.												
3498. Summary of remaining write-ins for Line 34 from overflow page												
3499. Totals (Lines 3401 through 3403 plus 3498)(Line 34 above)												

(a) Finance and service charges not included in Lines 1 to 35 \$5
(b) For health business on indicated lines report: Number of persons insured under PPO managed care products and number of persons insured under indemnity only products



ANNUAL STATEMENT FOR THE YEAR 2024 OF THE ALLIED INSURANCE COMPANY OF AMERICA

EXHIBIT OF PREMIUMS AND LOSSES (Statutory Page 14)

NAIC Group Code 0140

BUSINESS IN THE STATE OF Wyoming

DURING THE YEAR 2024

NAIC Company Code 10127

Line of Business	Gross Premiums, Including Policy and Membership Fees, Less Return Premiums and Premiums on Policies not Taken		3	4	5	6	7	8	9	10	11	12
	1	2										
	Direct Premiums Written	Direct Premiums Earned	Dividends Paid or Credited to Policyholders on Direct Business	Direct Unearned Premium Reserves	Direct Losses Paid (deducting salvage)	Direct Losses Incurred	Direct Losses Unpaid	Direct Defense and Cost Containment Expense Paid	Direct Defense and Cost Containment Expense Incurred	Direct Defense and Cost Containment Expense Unpaid	Commissions and Brokerage Expenses	Taxes, Licenses and Fees
1. Fire												
2.1 Allied Lines												
2.2 Multiple Peril Crop												
2.3 Federal Flood												
2.4. Private Crop												
2.5 Private Flood												
3. Farmowners Multiple Peril												
4. Homeowners Multiple Peril												
5.1 Commercial Multiple Peril (Non-Liability Portion)	(103)	4,558			77,151	78,496	(62)		(2,708)	1,362	158	346
5.2 Commercial Multiple Peril (Liability Portion)	(91)	2,853			3,467	6,896	7,175		(15,279)	22,515	79	291
6. Mortgage Guaranty												
8. Ocean Marine												
9.1 Inland Marine												
9.2 Pet Insurance Plans												
10. Financial Guaranty												
11.1 Medical Professional Liability - Occurrence												
11.2 Medical Professional Liability - Claims-Made												
12. Earthquake												
13.1 Comprehensive (hospital and medical) ind (b)												
13.2 Comprehensive (hospital and medical) group (b)												
14. Credit A&H (Group and Individual)												
15.1 Vision Only (b).....												
15.2 Dental Only (b)												
15.3 Disability Income (b)												
15.4 Medicare Supplement (b)												
15.5 Medicaid Title XIX (b)												
15.6 Medicare Title XVIII (b).....												
15.7 Long-Term Care (b)												
15.8 Federal Employees Health Benefits Plan (b)												
15.9 Other Health (b)												
16. Workers' Compensation												
17.1 Other Liability - Occurrence												
17.2 Other Liability - Claims-Made												
17.3 Excess Workers' Compensation												
18.1 Products Liability - Occurrence												
18.2 Products Liability - Claims-Made												
19.1 Private Passenger Auto No-Fault (Personal Injury Protection)												
19.2 Other Private Passenger Auto Liability												3,482
19.3 Commercial Auto No-Fault (Personal Injury Protection)												
19.4 Other Commercial Auto Liability		7,209			1,098	(55,361)	83,390	260	(11,317)	20,437	(22)	(108,367)
21.1 Private Passenger Auto Physical Damage												
21.2 Commercial Auto Physical Damage	(89)	4,639			(18,827)	(19,470)	1,008		(165)	82	(131)	137,131
22. Aircraft (all perils)												
23. Fidelity												
24. Surety												
26. Burglary and Theft												
27. Boiler and Machinery	(4)	232				4	157		(107)	76	9	14
28. Credit												
29. International												
30. Warranty												
31. Reins nonproportional assumed property	XXX	XXX	XXX	XXX	XXX	XXX	XXX	XXX	XXX	XXX	XXX	XXX
32. Reins nonproportional assumed liability	XXX	XXX	XXX	XXX	XXX	XXX	XXX	XXX	XXX	XXX	XXX	XXX
33. Reins nonproportional assumed financial lines	XXX	XXX	XXX	XXX	XXX	XXX	XXX	XXX	XXX	XXX	XXX	XXX
34. Aggregate Write-Ins for Other Lines of Business												
35. Total (a)	(287)	19,491			62,888	10,564	91,668	260	(29,577)	44,472	93	32,898
DETAILS OF WRITE-INS												
3401.												
3402.												
3403.												
3498. Summary of remaining write-ins for Line 34 from overflow page												
3499. Totals (Lines 3401 through 3403 plus 3498)(Line 34 above)												

(a) Finance and service charges not included in Lines 1 to 35 \$6
(b) For health business on indicated lines report: Number of persons insured under PPO managed care products and number of persons insured under indemnity only products



ANNUAL STATEMENT FOR THE YEAR 2024 OF THE ALLIED INSURANCE COMPANY OF AMERICA
EXHIBIT OF PREMIUMS AND LOSSES (Statutory Page 14)

NAIC Group Code 0140 BUSINESS IN THE STATE OF Grand Total DURING THE YEAR 2024 NAIC Company Code 10127

Line of Business		Gross Premiums, Including Policy and Membership Fees, Less Return Premiums and Premiums on Policies not Taken		3	4	5	6	7	8	9	10	11	12
		1	2										
		Direct Premiums Written	Direct Premiums Earned	Dividends Paid or Credited to Policyholders on Direct Business	Direct Unearned Premium Reserves	Direct Losses Paid (deducting salvage)	Direct Losses Incurred	Direct Losses Unpaid	Direct Defense and Cost Containment Expense Paid	Direct Defense and Cost Containment Expense Incurred	Direct Defense and Cost Containment Expense Unpaid	Commissions and Brokerage Expenses	Taxes, Licenses and Fees
1.	Fire	7,915	6,165		8,678	7,870	7,334	2,770	1,328	1,635	958	2,274	290
2.1	Allied Lines	21,754	20,327		10,681	3,330	856	3,543	2,124	1,207	1,123	1,726	493
2.2	Multiple Peril Crop												
2.3	Federal Flood												
2.4	Private Crop												
2.5	Private Flood	24,991	14,659		10,415		478	555		92	107	3,559	3,681
3.	Farmowners Multiple Peril												
4.	Homeowners Multiple Peril												(159)
5.1	Commercial Multiple Peril (Non-Liability Portion)	1,459,345	8,472,013		543,341	9,570,996	5,095,962	9,294,590	1,260,391	386,995	702,096	362,345	182,433
5.2	Commercial Multiple Peril (Liability Portion)	2,596,389	5,605,819		1,276,045	23,863,735	9,565,436	54,286,268	7,174,888	3,403,582	8,466,720	442,959	189,565
6.	Mortgage Guaranty												
8.	Ocean Marine												
9.1	Inland Marine												
9.2	Pet Insurance Plans												
10.	Financial Guaranty												
11.1	Medical Professional Liability - Occurrence												
11.2	Medical Professional Liability - Claims-Made												
12.	Earthquake	6,059	30,188		4,525							1,030	5,112
13.1	Comprehensive (hospital and medical) ind (b)												
13.2	Comprehensive (hospital and medical) group (b)												
14.	Credit A&H (Group and Individual)												
15.1	Vision Only (b).....												
15.2	Dental Only (b)												
15.3	Disability Income (b)												
15.4	Medicare Supplement (b)												
15.5	Medicaid Title XIX (b)												
15.6	Medicare Title XVIII (b).....												
15.7	Long-Term Care (b)												
15.8	Federal Employees Health Benefits Plan (b)												
15.9	Other Health (b)												
16.	Workers' Compensation												1,995
17.1	Other Liability - Occurrence	9,379	4,827		4,676	13,372	17,310	4,439	19	804	1,079	1,366	41
17.2	Other Liability - Claims-Made	22,652	10,359		12,293							3,408	(120)
17.3	Excess Workers' Compensation												
18.1	Products Liability - Occurrence												
18.2	Products Liability - Claims-Made												
19.1	Private Passenger Auto No-Fault (Personal Injury Protection)											1,343	154,514
19.2	Other Private Passenger Auto Liability	157	157									6,528	30,390
19.3	Commercial Auto No-Fault (Personal Injury Protection)	42,135	165,557		14,818	505,106	(1,120,604)	1,437,183	228,599	(71,549)	503,971	550,658	697,882
19.4	Other Commercial Auto Liability	2,340,148	7,324,062		1,303,728	35,030,177	6,714,006	41,694,599	3,047,730	1,711,416	4,150,229		
21.1	Private Passenger Auto Physical Damage											258,467	340,743
21.2	Commercial Auto Physical Damage	481,630	1,626,470		217,742	932,373	729,618	213,864	32,660	(17,894)	29,250		
22.	Aircraft (all perils)												
23.	Fidelity												
24.	Surety												
26.	Burglary and Theft	3,969	1,396		2,611		61	63	3	5	3	560	258
27.	Boiler and Machinery	75,064	261,807		35,702	327,728	201,189	78,030		(15,927)	15,115	15,577	7,421
28.	Credit												
29.	International												
30.	Warranty												
31.	Reins nonproportional assumed property	XXX	XXX	XXX	XXX	XXX	XXX	XXX	XXX	XXX	XXX	XXX	XXX
32.	Reins nonproportional assumed liability	XXX	XXX	XXX	XXX	XXX	XXX	XXX	XXX	XXX	XXX	XXX	XXX
33.	Reins nonproportional assumed financial lines	XXX	XXX	XXX	XXX	XXX	XXX	XXX	XXX	XXX	XXX	XXX	XXX
34.	Aggregate Write-Ins for Other Lines of Business												
35.	Total (a)	7,091,587	23,543,808		3,445,254	70,254,688	21,211,646	107,015,904	11,747,741	5,400,369	13,870,650	1,651,800	1,614,538
DETAILS OF WRITE-INS													
3401.												
3402.												
3403.												
3498.	Summary of remaining write-ins for Line 34 from overflow page												
3499.	Totals (Lines 3401 through 3403 plus 3498)(Line 34 above)												

(a) Finance and service charges not included in Lines 1 to 35 \$ 16,034
(b) For health business on indicated lines report: Number of persons insured under PPO managed care products and number of persons insured under indemnity only products

ANNUAL STATEMENT FOR THE YEAR 2024 OF THE ALLIED INSURANCE COMPANY OF AMERICA

SCHEDULE F - PART 1

Assumed Reinsurance as of December 31, Current Year (\$000 Omitted)

1 ID Number	2 NAIC Com- pany Code	3 Name of Reinsured	4 Domiciliary Jurisdiction	5 Assumed Premium	Reinsurance On		8 Cols. 6 + 7	9 Contingent Commissions Payable	10 Assumed Premiums Receivable	11 Unearned Premium	12 Funds Held By or Deposited With Reinsured Companies	13 Letters of Credit Posted	14 Amount of Assets Pledged or Compensating Balances to Secure Letters of Credit	15 Amount of Assets Pledged or Collateral Held in Trust
					6 Paid Losses and Loss Adjustment Expenses	7 Known Case Losses and LAE								
0499999. Total - U.S. Non-Pool														
0799999. Total - Other (Non-U.S.)														
0899999. Total - Affiliates														
AA-9991102	.00000	Arizona Commercial Auto Ins Procedure	AZ			4	4				2			
AA-9991103	.00000	Arkansas Commercial Auto Ins Procedure	AR								1			
AA-9991107	.00000	Colorado Commercial Auto Ins Procedure	CO	13		10	10			5	4			
AA-9991108	.00000	Connecticut Commercial Auto Ins Procedure	CT	4		3	3			2	1			
AA-9991167	.00000	District of Columbia Commercial Auto Ins Procedure	DC	3		2	2			1	1			
AA-9991110	.00000	Delaware Commercial Auto Ins Procedure	DE	6		5	5			2	2			
AA-9991112	.00000	Georgia Commercial Auto Ins Procedure	GA								1			
AA-9991116	.00000	Illinois Commercial Auto Ins Procedure	IL	31		109	109			18	19			
AA-9991118	.00000	Iowa Commercial Auto Ins Procedure	IA	4		35	35			1	9			
AA-9991119	.00000	Kansas Commercial Auto Ins Procedure	KS	20		29	29			9	6			
AA-9991120	.00000	Kentucky Commercial Auto Ins Procedure	KY	1										
AA-9991125	.00000	Minnesota Commercial Auto Ins Procedure	MN	3		4	4			1	1			
AA-9990014	.00000	Missouri Commercial Auto Ins Procedure	MO	5		26	26			1	5			
00-0000000	.15248	Missouri Property Ins Placement Facility	MO	1						(2)				
AA-9991130	.00000	Nebraska Commercial Auto Ins Procedure	NE	3		5	5			2	3			
AA-9991131	.00000	Nevada Commercial Auto Ins Procedure	NV	2		15	15			1	3			
AA-9991133	.00000	New Hampshire Commercial Auto Ins Procedure	NH	1		1	1							
AA-9991136	.00000	New Mexico Commercial Auto Ins Procedure	NM	1		1	1							
AA-9991137	.00000	New York Special Risk Distribution Program	NY	96		104	104			46	17			
AA-9991139	.00000	North Carolina Reins Facility	NC	(294)		109	109			91				
AA-9991141	.00000	Ohio Commercial Auto Ins Procedure	OH	52		130	130			39	21			
23-7024436	.32573	Ohio Fair Plan Underwriting Assoc	OH	(11)						3				
AA-9991223	.00000	Oregon Fair Plan	OR	2										
AA-9991164	.00000	PA Pooled Commercial Assignment Procedure	PA	7										
AA-9991146	.00000	Rhode Island Commercial Auto Ins Procedure	RI	20		15	15			7	9			
AA-9992015	.00000	Rhode Island Small Employer Health Reins	RI	1		2	2			1				
AA-9991150	.00000	Tennessee Commercial Auto Ins Procedure	TN	1		1	1			1				
AA-9991151	.00000	Utah Commercial Auto Ins Procedure	UT	1		1	1				1			
AA-9991153	.00000	Virginia Commercial Auto Ins Procedure	VA	12		17	17			3	3			
AA-9991154	.00000	Washington Commercial Auto Ins Procedure	WA	5		2	2			2	2			
AA-9991227	.00000	Washington Fair Plan	WA	1						1				
AA-9991156	.00000	West Virginia Commercial Auto Ins Procedure	WV	3		13	13			1	2			
AA-9992090	.00000	Wisconsin Special Risk Distribution Program	WI	1		1	1				1			
AA-9991158	.00000	Wyoming Commercaill Auto Ins Procedure	WY	1						1	1			
1099999. Total Pools, Associations or Other Similar Facilities - Mandatory Pools				(4)		644	644			237	115			
1299999. Total - Pools and Associations				(4)		644	644			237	115			
9999999 Totals				(4)		644	644			237	115			

ANNUAL STATEMENT FOR THE YEAR 2024 OF THE ALLIED INSURANCE COMPANY OF AMERICA

SCHEDULE F - PART 2

Premium Portfolio Reinsurance Effected or (Canceled) during Current Year

[illegible]

ANNUAL STATEMENT FOR THE YEAR 2024 OF THE ALLIED INSURANCE COMPANY OF AMERICA

SCHEDULE F - PART 3

Ceded Reinsurance as of December 31, Current Year (\$000 Omitted)

1 ID Number	2 NAIC Com- pany Code	3 Name of Reinsurer	4 Domiciliary Jurisdiction	5 Special Code	6 Reinsurance Premiums Ceded	Reinsurance Recoverable On								16 Amount in Dispute included in Column 15	Reinsurance Payable		19 Net Amount Recoverable From Reinsurers Cols. 15 - [17 + 18]	20 Funds Held by Company Under Reinsurance Treaties
						7 Paid Losses	8 Paid LAE	9 Known Case Loss Reserves	10 Known Case LAE Reserves	11 IBNR Loss Reserves	12 IBNR LAE Reserves	13 Unearned Premiums	14 Contingent Commis- sions	15 Columns 7 through 14 Totals	17 Ceded Balances Payable	18 Other Amounts Due to Reinsurers		
31-4177100	23787	Nationwide Mutual Insurance Company	OH		7,140	4,651	688	78,397		29,651	15,354	3,682	182	132,605	3,686	1	128,918	115
0199999. Total Authorized - Affiliates - U.S. Intercompany Pooling					7,140	4,651	688	78,397		29,651	15,354	3,682	182	132,605	3,686	1	128,918	115
0499999. Total Authorized - Affiliates - U.S. Non-Pool																		
0799999. Total Authorized - Affiliates - Other (Non-U.S.)																		
0899999. Total Authorized - Affiliates					7,140	4,651	688	78,397		29,651	15,354	3,682	182	132,605	3,686	1	128,918	115
AA-9991159	00000	Michigan Catastrophic Claims Assoc.	MI		(52)													
1099999. Total Authorized - Pools - Mandatory Pools					(52)													
1499999. Total Authorized Excluding Protected Cells (Sum of 0899999, 0999999, 1099999, 1199999 and 1299999)					7,088	4,651	688	78,397		29,651	15,354	3,682	182	132,605	3,686	1	128,918	115
1899999. Total Unauthorized - Affiliates - U.S. Non-Pool																		
2199999. Total Unauthorized - Affiliates - Other (Non-U.S.)																		
2299999. Total Unauthorized - Affiliates																		
2899999. Total Unauthorized Excluding Protected Cells (Sum of 2299999, 2399999, 2499999, 2599999 and 2699999)																		
3299999. Total Certified - Affiliates - U.S. Non-Pool																		
3599999. Total Certified - Affiliates - Other (Non-U.S.)																		
3699999. Total Certified - Affiliates																		
4299999. Total Certified Excluding Protected Cells (Sum of 3699999, 3799999, 3899999, 3999999 and 4099999)																		
4699999. Total Reciprocal Jurisdiction - Affiliates - U.S. Non-Pool																		
4999999. Total Reciprocal Jurisdiction - Affiliates - Other (Non-U.S.)																		
5099999. Total Reciprocal Jurisdiction - Affiliates																		
5699999. Total Reciprocal Jurisdiction Excluding Protected Cells (Sum of 5099999, 5199999, 5299999, 5399999 and 5499999)																		
5799999. Total Authorized, Unauthorized, Reciprocal Jurisdiction and Certified Excluding Protected Cells (Sum of 1499999, 2899999, 4299999 and 5699999)					7,088	4,651	688	78,397		29,651	15,354	3,682	182	132,605	3,686	1	128,918	115
5899999. Total Protected Cells (Sum of 1399999, 2799999, 4199999 and 5599999)																		
9999999 Totals					7,088	4,651	688	78,397		29,651	15,354	3,682	182	132,605	3,686	1	128,918	115

SCHEDULE F - PART 3 (Continued)

(Credit Risk)

[illegible]

ANNUAL STATEMENT FOR THE YEAR 2024 OF THE ALLIED INSURANCE COMPANY OF AMERICA

SCHEDULE F - PART 3 (Continued)

Ceded Reinsurance as of December 31, Current Year (\$000 Omitted)
(Aging of Ceded Reinsurance)

ID Number From Col. 1	Name of Reinsurer From Col. 3	Reinsurance Recoverable on Paid Losses and Paid Loss Adjustment Expenses							44 Total Recoverable on Paid Losses & LAE Amounts in Dispute Included in Col. 43	45 Recoverable on Paid Losses & LAE Over 90 Days Past Due Amounts in Dispute Included in Cols. 40 & 41	46 Total Recoverable on Paid Losses & LAE Amounts Not in Dispute (Cols 43-44)	47 Recoverable on Paid Losses & LAE Over 90 Days Past Due Amounts Not in Dispute (Cols. 40 + 41 - 45)	48 Amounts Received Prior 90 Days	49 Percentage Overdue Col. 42/Col. 43	50 Percentage of Amounts More Than 90 Days Overdue Not in Dispute (Col. 47/[Cols. 46+48])	51 Percentage More Than 120 Days Overdue (Col. 41/ Col. 43)	52 Is the Amount in Col. 50 Less Than 20%? (Yes or No)	53 Amounts in Col. 47 for Reinsurers with Values Less Than 20% in Col. 50	
		37 Current	Overdue					43 Total Due Cols. 37+42 (In total should equal Cols. 7+8)											
			38 1 - 29 Days	39 30 - 90 Days	40 91 - 120 Days	41 Over 120 Days	42 Total Overdue Cols. 38+39 +40+41												
31-4177100 ..	Nationwide Mutual Insurance Company	5,339						5,339			5,339							YES	
0199999. Total Authorized - Affiliates - U.S. Intercompany Pooling		5,339						5,339			5,339							XXX	
0499999. Total Authorized - Affiliates - U.S. Non-Pool																		XXX	
0799999. Total Authorized - Affiliates - Other (Non-U.S.)																		XXX	
0899999. Total Authorized - Affiliates		5,339						5,339			5,339							XXX	
AA-9991159 ..	Michigan Catastrophic Claims Assoc.																	YES	
1099999. Total Authorized - Pools - Mandatory Pools																		XXX	
1499999. Total Authorized Excluding Protected Cells (Sum of 0899999, 0999999, 1099999, 1199999 and 1299999)		5,339						5,339			5,339							XXX	
1899999. Total Unauthorized - Affiliates - U.S. Non-Pool																		XXX	
2199999. Total Unauthorized - Affiliates - Other (Non-U.S.)																		XXX	
2299999. Total Unauthorized - Affiliates																		XXX	
2899999. Total Unauthorized Excluding Protected Cells (Sum of 2299999, 2399999, 2499999, 2599999 and 2699999)																		XXX	
3299999. Total Certified - Affiliates - U.S. Non-Pool																		XXX	
3599999. Total Certified - Affiliates - Other (Non-U.S.)																		XXX	
3699999. Total Certified - Affiliates																		XXX	
4299999. Total Certified Excluding Protected Cells (Sum of 3699999, 3799999, 3899999, 3999999 and 4099999)																		XXX	
4699999. Total Reciprocal Jurisdiction - Affiliates - U.S. Non-Pool																		XXX	
4999999. Total Reciprocal Jurisdiction - Affiliates - Other (Non-U.S.)																		XXX	
5099999. Total Reciprocal Jurisdiction - Affiliates																		XXX	
5699999. Total Reciprocal Jurisdiction Excluding Protected Cells (Sum of 5099999, 5199999, 5299999, 5399999 and 5499999)																		XXX	
5799999. Total Authorized, Unauthorized, Reciprocal Jurisdiction and Certified Excluding Protected Cells (Sum of 1499999, 2899999, 4299999 and 5699999)		5,339						5,339			5,339							XXX	
5899999. Total Protected Cells (Sum of 1399999, 2799999, 4199999 and 5599999)																		XXX	
9999999 Totals		5,339						5,339			5,339							XXX	

SCHEDULE F - PART 3 (Continued)

(Provision for Reinsurance for Certified Reinsurers)

ID Number From Col. 1	Name of Reinsurer From Col. 3	Provision for Certified Reinsurance															
		54 Certified Reinsurer Rating (1 through 6)	55 Effective Date of Certified Reinsurer Rating	56 Percent Collateral Required for Full Credit (0% through 100%)	57 Catastrophe Recoverables Qualifying for Collateral Deferral	58 Net Recoverables Subject to Collateral Requirements for Full Credit (Col. 19 - Col. 57)	59 Dollar Amount of Collateral Required (Col. 56 * Col. 58)	60 Percent of Collateral Provided for Net Recoverables Subject to Collateral Requirements ([Col. 20 + Col. 21 + Col. 22 + Col. 24] / Col. 58)	61 Percent Credit Allowed on Net Recoverables Subject to Collateral Requirements (Col. 60 / Col. 56, not to exceed 100%)	62 20% of Recoverable on Paid Losses & LAE Over 90 Days Past Due Amounts in Dispute (Col. 45 * 20%)	63 Amount of Credit Allowed for Net Recoverables (Col. 57 + [Col. 58 * Col. 61])	64 Provision for Reinsurance with Certified Reinsurers Due to Collateral Deficiency (Col. 19 - Col. 63)	65 20% of Recoverable on Paid Losses & LAE Over 90 Days Past Due Amounts Not in Dispute (Col. 47 * 20%)	Complete if Col. 52 = "No"; Otherwise Enter 0			69 Provision for Overdue Reinsurance Ceded to Certified Reinsurers (Greater of [Col. 62 + Col. 65] or Col.68; not to Exceed Col. 63)
														66 Total Collateral Provided (Col. 20 + Col. 21 + Col. 22 + not to Exceed Col. 63)	67 Net Unsecured Recoverable for Which Credit is Allowed (Col. 63 - Col. 66)	68 20% of Amount in Col. 67	
31-4177100 ..	Nationwide Mutual Insurance CompanyXXX...	...XXX...	XXX	XXX	XXX	XXX	XXX	XXX	XXX	XXX	XXX	XXX	XXX	XXX	XXX	XXX
0199999. Total Authorized - Affiliates - U.S. Intercompany Pooling				XXX	XXX	XXX	XXX	XXX	XXX	XXX	XXX	XXX	XXX	XXX	XXX	XXX	XXX
0499999. Total Authorized - Affiliates - U.S. Non-Pool				XXX	XXX	XXX	XXX	XXX	XXX	XXX	XXX	XXX	XXX	XXX	XXX	XXX	XXX
0799999. Total Authorized - Affiliates - Other (Non-U.S.)				XXX	XXX	XXX	XXX	XXX	XXX	XXX	XXX	XXX	XXX	XXX	XXX	XXX	XXX
0899999. Total Authorized - Affiliates				XXX	XXX	XXX	XXX	XXX	XXX	XXX	XXX	XXX	XXX	XXX	XXX	XXX	XXX
AA-9991159 ..	Michigan Catastrophic Claims Assoc.XXX...	...XXX...	XXX	XXX	XXX	XXX	XXX	XXX	XXX	XXX	XXX	XXX	XXX	XXX	XXX	XXX
1099999. Total Authorized - Pools - Mandatory Pools				XXX	XXX	XXX	XXX	XXX	XXX	XXX	XXX	XXX	XXX	XXX	XXX	XXX	XXX
1499999. Total Authorized Excluding Protected Cells (Sum of 0899999, 0999999, 1099999, 1199999 and 1299999)				XXX	XXX	XXX	XXX	XXX	XXX	XXX	XXX	XXX	XXX	XXX	XXX	XXX	XXX
1899999. Total Unauthorized - Affiliates - U.S. Non-Pool				XXX	XXX	XXX	XXX	XXX	XXX	XXX	XXX	XXX	XXX	XXX	XXX	XXX	XXX
2199999. Total Unauthorized - Affiliates - Other (Non-U.S.)				XXX	XXX	XXX	XXX	XXX	XXX	XXX	XXX	XXX	XXX	XXX	XXX	XXX	XXX
2299999. Total Unauthorized - Affiliates				XXX	XXX	XXX	XXX	XXX	XXX	XXX	XXX	XXX	XXX	XXX	XXX	XXX	XXX
2899999. Total Unauthorized Excluding Protected Cells (Sum of 2299999, 2399999, 2499999, 2599999 and 2699999)				XXX	XXX	XXX	XXX	XXX	XXX	XXX	XXX	XXX	XXX	XXX	XXX	XXX	XXX
3299999. Total Certified - Affiliates - U.S. Non-Pool				XXX				XXX	XXX								
3599999. Total Certified - Affiliates - Other (Non-U.S.)				XXX				XXX	XXX								
3699999. Total Certified - Affiliates				XXX				XXX	XXX								
4299999. Total Certified Excluding Protected Cells (Sum of 3699999, 3799999, 3899999, 3999999 and 4099999)				XXX				XXX	XXX								
4699999. Total Reciprocal Jurisdiction - Affiliates - U.S. Non-Pool				XXX	XXX	XXX	XXX	XXX	XXX	XXX	XXX	XXX	XXX	XXX	XXX	XXX	XXX
4999999. Total Reciprocal Jurisdiction - Affiliates - Other (Non-U.S.)				XXX	XXX	XXX	XXX	XXX	XXX	XXX	XXX	XXX	XXX	XXX	XXX	XXX	XXX
5099999. Total Reciprocal Jurisdiction - Affiliates				XXX	XXX	XXX	XXX	XXX	XXX	XXX	XXX	XXX	XXX	XXX	XXX	XXX	XXX
5699999. Total Reciprocal Jurisdiction Excluding Protected Cells (Sum of 5099999, 5199999, 5299999, 5399999 and 5499999)				XXX	XXX	XXX	XXX	XXX	XXX	XXX	XXX	XXX	XXX	XXX	XXX	XXX	XXX
5799999. Total Authorized, Unauthorized, Reciprocal Jurisdiction and Certified Excluding Protected Cells (Sum of 1499999, 2899999, 4299999 and 5699999)				XXX				XXX	XXX								
5899999. Total Protected Cells (Sum of 1399999, 2799999, 4199999 and 5599999)				XXX				XXX	XXX								
9999999 Totals				XXX				XXX	XXX								

ANNUAL STATEMENT FOR THE YEAR 2024 OF THE ALLIED INSURANCE COMPANY OF AMERICA

SCHEDULE F - PART 3 (Continued)

Ceded Reinsurance as of December 31, Current Year (\$000 Omitted)
(Total Provision for Reinsurance)

ID Number From Col. 1	Name of Reinsurer From Col. 3	70 20% of Recoverable on Paid Losses & LAE Over 90 Days past Due Amounts Not in Dispute (Col. 47 * 20%)	Provision for Unauthorized Reinsurance		Provision for Overdue Authorized and Reciprocal Jurisdiction Reinsurance		Total Provision for Reinsurance			
			71	72	73 Complete if Col. 52 = "Yes"; Otherwise Enter 0	74 Complete if Col. 52 = "No"; Otherwise Enter 0	75	76	77	78
			Provision for Reinsurance with Unauthorized Reinsurers Due to Collateral Deficiency (Col. 26)	Provision for Overdue Reinsurance from Unauthorized Reinsurers and Amounts in Dispute (Col. 70 + 20% of the Amount in Col. 16)	20% of Recoverable on Paid Losses & LAE Over 90 Days Past Due Amounts Not in Dispute + 20% of Amounts in Dispute ([Col. 47 * 20%] + [Col. 45 * 20%])	Greater of 20% of Net Recoverable Net of Funds Held & Collateral, or 20% of Recoverable on Paid Losses & LAE Over 90 Days Past Due (Greater of Col. 26 * 20% or Cols. [40 + 41] * 20%)	Provision for Amounts Ceded to Authorized and Reciprocal Jurisdiction Reinsurers (Cols. 73 + 74)	Provision for Amounts Ceded to Unauthorized Reinsurers (Cols. 71 + 72 Not in Excess of Col. 15)	Provision for Amounts Ceded to Certified Reinsurers (Cols. 64 + 69)	Total Provision for Reinsurance (Cols. 75 + 76 + 77)
31-4177100	Nationwide Mutual Insurance Company		XXX	XXX				XXX	XXX	
0199999	Total Authorized - Affiliates - U.S. Intercompany Pooling		XXX	XXX				XXX	XXX	
0499999	Total Authorized - Affiliates - U.S. Non-Pool		XXX	XXX				XXX	XXX	
0799999	Total Authorized - Affiliates - Other (Non-U.S.)		XXX	XXX				XXX	XXX	
0899999	Total Authorized - Affiliates		XXX	XXX				XXX	XXX	
AA-9991159	Michigan Catastrophic Claims Assoc.		XXX	XXX				XXX	XXX	
1099999	Total Authorized - Pools - Mandatory Pools		XXX	XXX				XXX	XXX	
1499999	Total Authorized Excluding Protected Cells (Sum of 0899999, 0999999, 1099999, 1199999 and 1299999)		XXX	XXX				XXX	XXX	
1899999	Total Unauthorized - Affiliates - U.S. Non-Pool				XXX	XXX	XXX		XXX	
2199999	Total Unauthorized - Affiliates - Other (Non-U.S.)				XXX	XXX	XXX		XXX	
2299999	Total Unauthorized - Affiliates				XXX	XXX	XXX		XXX	
2899999	Total Unauthorized Excluding Protected Cells (Sum of 2299999, 2399999, 2499999, 2599999 and 2699999)				XXX	XXX	XXX		XXX	
3299999	Total Certified - Affiliates - U.S. Non-Pool	XXX	XXX	XXX	XXX	XXX	XXX	XXX		
3599999	Total Certified - Affiliates - Other (Non-U.S.)	XXX	XXX	XXX	XXX	XXX	XXX	XXX		
3699999	Total Certified - Affiliates	XXX	XXX	XXX	XXX	XXX	XXX	XXX		
4299999	Total Certified Excluding Protected Cells (Sum of 3699999, 3799999, 3899999, 3999999 and 4099999)	XXX	XXX	XXX	XXX	XXX	XXX	XXX		
4699999	Total Reciprocal Jurisdiction - Affiliates - U.S. Non-Pool		XXX	XXX				XXX	XXX	
4999999	Total Reciprocal Jurisdiction - Affiliates - Other (Non-U.S.)		XXX	XXX				XXX	XXX	
5099999	Total Reciprocal Jurisdiction - Affiliates		XXX	XXX				XXX	XXX	
5699999	Total Reciprocal Jurisdiction Excluding Protected Cells (Sum of 5099999, 5199999, 5299999, 5399999 and 5499999)		XXX	XXX				XXX	XXX	
5799999	Total Authorized, Unauthorized, Reciprocal Jurisdiction and Certified Excluding Protected Cells (Sum of 1499999, 2899999, 4299999 and 5699999)									
5899999	Total Protected Cells (Sum of 1399999, 2799999, 4199999 and 5599999)									
9999999	Totals									

ANNUAL STATEMENT FOR THE YEAR 2024 OF THE ALLIED INSURANCE COMPANY OF AMERICA

SCHEDULE F - PART 4

Issuing or Confirming Banks for Letters of Credit from Schedule F, Part 3 (\$000 Omitted)

1 Issuing or Confirming Bank Reference Number Used in Col. 23 of Sch F Part 3	2 Letters of Credit Code	3 American Bankers Association (ABA) Routing Number	4 Issuing or Confirming Bank Name	5 Letters of Credit Amount
			NONE	
Total				

ANNUAL STATEMENT FOR THE YEAR 2024 OF THE ALLIED INSURANCE COMPANY OF AMERICA

SCHEDULE F - PART 5

Interrogatories for Schedule F, Part 3 (000 Omitted)

A. Report the five largest provisional commission rates included in the cedant's reinsurance treaties. The commission rate to be reported is by contract with ceded premium in excess of \$50,000:

	1	2	3
	Name of Reinsurer	Commission Rate	Ceded Premium
1.
2.
3.
4.
5.

B. Report the five largest reinsurance recoverables reported in Schedule F, Part 3, Column 15, due from any one reinsurer (based on the total recoverables, Schedule F, Part 3,Line 9999999, Column 15), the amount of ceded premium, and indicate whether the recoverables are due from an affiliated insurer.

	1	2	3	4
	Name of Reinsurer	Total Recoverables	Ceded Premiums	Affiliated
6.	Nationwide Mutual Insurance Company	132,605	7,140	Yes [X] No []
7.	Yes [] No []
8.	Yes [] No []
9.	Yes [] No []
10.	Yes [] No []

NOTE: Disclosure of the five largest provisional commission rates should exclude mandatory pools and joint underwriting associations.

SCHEDULE F - PART 6

Restatement of Balance Sheet to Identify Net Credit for Reinsurance

	1 As Reported (Net of Ceded)	2 Restatement Adjustments	3 Restated (Gross of Ceded)
ASSETS (Page 2, Col. 3)			
1. Cash and invested assets (Line 12)	17,618,330		17,618,330
2. Premiums and considerations (Line 15)	2,866,921		2,866,921
3. Reinsurance recoverable on loss and loss adjustment expense payments (Line 16.1)	5,338,693	(5,338,693)	
4. Funds held by or deposited with reinsured companies (Line 16.2)	114,935		114,935
5. Other assets	1,460,634	(666)	1,459,968
6. Net amount recoverable from reinsurers		128,803,882	128,803,882
7. Protected cell assets (Line 27)			
8. Totals (Line 28)	27,399,513	123,464,523	150,864,036
LIABILITIES (Page 3)			
9. Losses and loss adjustment expenses (Lines 1 through 3)		123,401,870	123,401,870
10. Taxes, expenses, and other obligations (Lines 4 through 8)	172,009	181,076	353,085
11. Unearned premiums (Line 9)		3,682,350	3,682,350
12. Advance premiums (Line 10)			
13. Dividends declared and unpaid (Line 11.1 and 11.2)			
14. Ceded reinsurance premiums payable (net of ceding commissions (Line 12)	3,685,824	(3,685,838)	(14)
15. Funds held by company under reinsurance treaties (Line 13)	114,935	(114,935)	
16. Amounts withheld or retained by company for account of others (Line 14)			
17. Provision for reinsurance (Line 16)			
18. Other liabilities	5,881,425		5,881,425
19. Total liabilities excluding protected cell business (Line 26)	9,854,193	123,464,523	133,318,716
20. Protected cell liabilities (Line 27)			
21. Surplus as regards policyholders (Line 37)	17,545,320	XXX	17,545,320
22. Totals (Line 38)	27,399,513	123,464,523	150,864,036

NOTE: Is the restatement of this exhibit the result of grossing up balances ceded to affiliates under 100 percent reinsurance or pooling arrangements? Yes [X] No []

If yes, give full explanation: See Notes to Financial Statements #26

Schedule H - Part 1 - Analysis of Underwriting Operations

N O N E

Schedule H - Part 2 - Reserves and Liabilities

N O N E

Schedule H - Part 3 - Test of Prior Year's Claim Reserves and Liabilities

N O N E

Schedule H - Part 4 - Reinsurance

N O N E

Schedule H - Part 5 - Health Claims

N O N E

Schedule P - Part 1A - Homeowners/Farmowners

N O N E

Schedule P - Part 1B - Private Passenger Auto Liability/Medical

N O N E

Schedule P - Part 1C - Commercial Auto/Truck Liability/Medical

N O N E

Schedule P - Part 1D - Workers' Compensation (Excluding Excess Workers' Compensation)

N O N E

Schedule P - Part 1E - Commercial Multiple Peril

N O N E

Schedule P - Part 1F - Section 1 - Medical Professional Liability - Occurrence

N O N E

Schedule P - Part 1F - Section 2 - Medical Professional Liability - Claims-Made

N O N E

Schedule P - Part 1G - Special Liability (Ocean Marine, Aircraft (all perils), Boiler and Machinery)

N O N E

Schedule P - Part 1H - Section 1 - Other Liability - Occurrence

N O N E

Schedule P - Part 1H - Section 2 - Other Liability - Claims-Made

N O N E

Schedule P - Part 1I - Special Property (Fire, Allied Lines...)

N O N E

Schedule P - Part 1J - Auto Physical Damage

N O N E

Schedule P - Part 1K - Fidelity/Surety

N O N E

Schedule P - Part 1L - Other (Including Credit, Accident and Health)

N O N E

Schedule P - Part 1M - International

N O N E

Schedule P - Part 1N - Reinsurance - Nonproportional Assumed Property

N O N E

Schedule P - Part 1O - Reinsurance - Nonproportional Assumed Liability

N O N E

Schedule P - Part 1P - Reinsurance - Nonproportional Assumed Financial Lines

N O N E

Schedule P - Part 1R - Section 1 - Products Liability - Occurrence

N O N E

Schedule P - Part 1R - Section 2 - Products Liability - Claims-Made

N O N E

Schedule P - Part 1S - Financial Guaranty/Mortgage Guaranty

N O N E

Schedule P - Part 1T - Warranty

N O N E

Schedule P - Part 1U - Pet Insurance Plans

N O N E

Schedule P - Part 2A - Homeowners/Farmowners

N O N E

Schedule P - Part 2B - Private Passenger Auto Liability/Medical

N O N E

Schedule P - Part 2C - Commercial Auto/Truck Liability/Medical

N O N E

Schedule P - Part 2D - Workers' Compensation (Excluding Excess Workers' Compensation)

N O N E

Schedule P - Part 2E - Commercial Multiple Peril

N O N E

Schedule P - Part 2F - Section 1 - Medical Professional Liability - Occurrence

N O N E

Schedule P - Part 2F - Section 2 - Medical Professional Liability - Claims-Made

N O N E

Schedule P - Part 2G - Special Liability (Ocean Marine, Aircraft (all perils), Boiler and Machinery)

N O N E

Schedule P - Part 2H - Section 1 - Other Liability - Occurrence

N O N E

Schedule P - Part 2H - Section 2- Other Liability - Claims-Made

N O N E

Schedule P - Part 2I - Special Property

N O N E

Schedule P - Part 2J - Auto Physical Damage

N O N E

Schedule P - Part 2K - Fidelity/Surety

N O N E

Schedule P - Part 2L - Other (Including Credit, Accident and Health)

N O N E

Schedule P - Part 2M - International

N O N E

Schedule P - Part 2N - Reinsurance - Nonproportional Assumed Property

N O N E

Schedule P - Part 2O - Reinsurance - Nonproportional Assumed Liability

N O N E

Schedule P - Part 2P - Reinsurance - Nonproportional Assumed Financial Lines

N O N E

Schedule P - Part 2R - Section 1 - Products Liability - Occurrence

N O N E

Schedule P - Part 2R - Section 2 - Products Liability - Claims-Made

N O N E

Schedule P - Part 2S - Financial Guaranty/Mortgage Guaranty

N O N E

Schedule P - Part 2T - Warranty

N O N E

Schedule P - Part 2U - Pet Insurance Plans

N O N E

Schedule P - Part 3A - Homeowners/Farmowners

N O N E

Schedule P - Part 3B - Private Passenger Auto Liability/Medical

N O N E

Schedule P - Part 3C - Commercial Auto/Truck Liability/Medical

N O N E

Schedule P - Part 3D - Workers' Compensation (Excluding Excess Workers' Compensation)

N O N E

Schedule P - Part 3E - Commercial Multiple Peril

N O N E

Schedule P - Part 3F - Section 1 - Medical Professional Liability - Occurrence

N O N E

Schedule P - Part 3F - Section 2 - Medical Professional Liability - Claims-Made

N O N E

Schedule P - Part 3G - Special Liability

N O N E

Schedule P - Part 3H - Section 1 - Other Liability - Occurrence

N O N E

Schedule P - Part 3H - Section 2 - Other Liability - Claims-Made

N O N E

Schedule P - Part 3I - Special Property

N O N E

Schedule P - Part 3J - Auto Physical Damage

N O N E

Schedule P - Part 3K - Fidelity/Surety

N O N E

Schedule P - Part 3L - Other (Including Credit, Accident and Health)

N O N E

Schedule P - Part 3M - International

N O N E

Schedule P - Part 3N - Reinsurance - Nonproportional Assumed Property

N O N E

Schedule P - Part 3O - Reinsurance - Nonproportional Assumed Liability

N O N E

Schedule P - Part 3P - Reinsurance - Nonproportional Assumed Financial Lines

N O N E

Schedule P - Part 3R - Section 1 - Product Liability - Occurrence

N O N E

Schedule P - Part 3R - Section 2 - Product Liability - Claims-Made

N O N E

Schedule P - Part 3S - Financial Guaranty/Mortgage Guaranty

N O N E

Schedule P - Part 3T - Warranty

N O N E

Schedule P - Part 3U - Pet Insurance Plans

N O N E

Schedule P - Part 4A - Homeowners/Farmowners

N O N E

Schedule P - Part 4B - Private Passenger Auto Liability/Medical

N O N E

Schedule P - Part 4C - Commercial Auto/Truck Liability/Medical

N O N E

Schedule P - Part 4D - Workers' Compensation (Excluding Excess Workers' Compensation)

N O N E

Schedule P - Part 4E - Commercial Multiple Peril

N O N E

Schedule P - Part 4F - Section 1 - Medical Professional Liability - Occurrence

N O N E

Schedule P - Part 4F - Section 2 - Medical Professional Liability - Claims-Made

N O N E

Schedule P - Part 4G - Special Liability

N O N E

Schedule P - Part 4H - Section 1 - Other Liability - Occurrence

N O N E

Schedule P - Part 4H - Section 2 - Other Liability - Claims-Made

N O N E

Schedule P - Part 4I - Special Property

N O N E

Schedule P - Part 4J - Auto Physical Damage

N O N E

Schedule P - Part 4K - Fidelity/Surety

N O N E

Schedule P - Part 4L - Other (Including Credit, Accident and Health)

N O N E

Schedule P - Part 4M - International

N O N E

Schedule P - Part 4N - Reinsurance - Nonproportional Assumed Property

N O N E

Schedule P - Part 4O - Reinsurance - Nonproportional Assumed Liability

N O N E

Schedule P - Part 4P - Reinsurance - Nonproportional Assumed Financial Lines

N O N E

Schedule P - Part 4R - Section 1 - Products Liability - Occurrence

N O N E

Schedule P - Part 4R - Section 2 - Products Liability - Claims-Made

N O N E

Schedule P - Part 4S - Financial Guaranty/Mortgage Guaranty

N O N E

Schedule P - Part 4T - Warranty

N O N E

Schedule P - Part 4U - Pet Insurance Plans

N O N E

Schedule P - Part 5A - Homeowners/Farmowners - Section 1

N O N E

Schedule P - Part 5A - Homeowners/Farmowners - Section 2

N O N E

Schedule P - Part 5A - Homeowners/Farmowners - Section 3

N O N E

Schedule P - Part 5B - Private Passenger Auto Liability/Medical - Section 1

N O N E

Schedule P - Part 5B - Private Passenger Auto Liability/Medical - Section 2

N O N E

Schedule P - Part 5B - Private Passenger Auto Liability/Medical - Section 3

N O N E

Schedule P - Part 5C - Commercial Auto/Truck Liability/Medical - Section 1

N O N E

Schedule P - Part 5C - Commercial Auto/Truck Liability/Medical - Section 2

N O N E

Schedule P - Part 5C - Commercial Auto/Truck Liability/Medical - Section 3

N O N E

Schedule P-Part 5D-Workers' Compensation (Excluding Excess Workers' Compensation)-Section 1

N O N E

Schedule P-Part 5D-Workers' Compensation (Excluding Excess Workers' Compensation)-Section 2

N O N E

Schedule P-Part 5D-Workers' Compensation (Excluding Excess Workers' Compensation)-Section 3

N O N E

Schedule P - Part 5E - Commercial Multiple Peril - Section 1

N O N E

Schedule P - Part 5E - Commercial Multiple Peril - Section 2

N O N E

Schedule P - Part 5E - Commercial Multiple Peril - Section 3

N O N E

Schedule P - Part 5F - Medical Professional Liability - Occurrence - Section 1A

N O N E

Schedule P - Part 5F - Medical Professional Liability - Occurrence - Section 2A

N O N E

Schedule P - Part 5F - Medical Professional Liability - Occurrence - Section 3A

N O N E

Schedule P - Part 5F - Medical Professional Liability - Claims-Made - Section 1B

N O N E

Schedule P - Part 5F - Medical Professional Liability - Claims-Made - Section 2B

N O N E

Schedule P - Part 5F - Medical Professional Liability - Claims-Made - Section 3B

N O N E

Schedule P - Part 5H - Other Liability - Occurrence - Section 1A

N O N E

Schedule P - Part 5H - Other Liability - Occurrence - Section 2A

N O N E

Schedule P - Part 5H - Other Liability - Occurrence - Section 3A

N O N E

Schedule P - Part 5H - Other Liability - Claims-Made - Section 1B

N O N E

Schedule P - Part 5H - Other Liability - Claims-Made - Section 2B

N O N E

Schedule P - Part 5H - Other Liability - Claims-Made - Section 3B

N O N E

Schedule P - Part 5R - Products Liability - Occurrence - Section 1A

N O N E

Schedule P - Part 5R - Products Liability - Occurrence - Section 2A

N O N E

Schedule P - Part 5R - Products Liability - Occurrence - Section 3A

N O N E

Schedule P - Part 5R - Products Liability - Claims-Made - Section 1B

N O N E

Schedule P - Part 5R - Products Liability - Claims-Made - Section 2B

N O N E

Schedule P - Part 5R - Products Liability - Claims-Made - Section 3B

N O N E

Schedule P - Part 5T - Warranty - Section 1

N O N E

Schedule P - Part 5T - Warranty - Section 2

N O N E

Schedule P - Part 5T - Warranty - Section 3

N O N E

Schedule P - Part 6C - Commercial Auto/Truck Liability/Medical - Section 1

N O N E

Schedule P - Part 6C - Commercial Auto/Truck Liability/Medical - Section 2

N O N E

Schedule P-Part 6D-Workers' Compensation (Excluding Excess Workers' Compensation)-Section 1

N O N E

Schedule P-Part 6D-Workers' Compensation (Excluding Excess Workers' Compensation)-Section 2

N O N E

Schedule P - Part 6E - Commercial Multiple Peril - Section 1

N O N E

Schedule P - Part 6E - Commercial Multiple Peril - Section 2

N O N E

Schedule P - Part 6H - Other Liability - Occurrence - Section 1A

N O N E

Schedule P - Part 6H - Other Liability - Occurrence - Section 2A

N O N E

Schedule P - Part 6H - Other Liability - Claims-Made - Section 1B

N O N E

Schedule P - Part 6H - Other Liability - Claims-Made - Section 2B

N O N E

Schedule P - Part 6M - International - Section 1

N O N E

Schedule P - Part 6M - International - Section 2

N O N E

Schedule P - Part 6N- Reinsurance A - Nonproportional Assumed Property - Section 1
N O N E

Schedule P - Part 6N- Reinsurance A - Nonproportional Assumed Property - Section 2
N O N E

Schedule P - Part 6O - Reinsurance B - Nonproportional Liability - Section 1
N O N E

Schedule P - Part 6O - Reinsurance B - Nonproportional Assumed Liability - Section 2
N O N E

Schedule P - Part 6R - Products Liability - Occurrence - Section 1A
N O N E

Schedule P - Part 6R - Products Liability - Occurrence - Section 2A
N O N E

Schedule P - Part 6R - Products Liability - Claims-Made - Section 1B
N O N E

Schedule P - Part 6R - Products Liability - Claims-Made - Section 2B
N O N E

Schedule P - Part 7A - Section 1 - Primary Loss Sensitive Contracts
N O N E

Schedule P - Part 7A - Section 2 - Primary Loss Sensitive Contracts
N O N E

Schedule P - Part 7A - Section 3 - Primary Loss Sensitive Contracts
N O N E

Schedule P - Part 7A - Section 4 - Primary Loss Sensitive Contracts
N O N E

Schedule P - Part 7A - Section 5 - Primary Loss Sensitive Contracts
N O N E

Schedule P - Part 7B - Section 1 - Reinsurance Loss Sensitive Contracts
N O N E

Schedule P - Part 7B - Section 2 - Reinsurance Loss Sensitive Contracts
N O N E

Schedule P - Part 7B - Section 3 - Reinsurance Loss Sensitive Contracts
N O N E

Schedule P - Part 7B - Section 4 - Reinsurance Loss Sensitive Contracts
N O N E

Schedule P - Part 7B - Section 5 - Reinsurance Loss Sensitive Contracts
N O N E

Schedule P - Part 7B - Section 6 - Reinsurance Loss Sensitive Contracts
N O N E

Schedule P - Part 7B - Section 7 - Reinsurance Loss Sensitive Contracts
N O N E

SCHEDULE P INTERROGATORIES

1. The following questions relate to yet-to-be-issued Extended Reporting Endorsements (EREs) arising from Death, Disability, or Retirement (DDR) provisions in Medical Professional Liability Claims Made insurance policies. EREs provided for reasons other than DDR are not to be included.
- 1.1 Does the company issue Medical Professional Liability Claims Made insurance policies that provide tail (also known as an extended reporting endorsement, or “ERE”) benefits in the event of Death, Disability, or Retirement (DDR) at a reduced charge or at no additional cost? Yes [] No [X]
If the answer to question 1.1 is “no”, leave the following questions blank. If the answer to question 1.1 is “yes”, please answer the following questions:
- 1.2 What is the total amount of the reserve for that provision (DDR Reserve), as reported, explicitly or not, elsewhere in this statement (in dollars)?\$
- 1.3 Does the company report any DDR reserve as Unearned Premium Reserve per SSAP #65? Yes [] No []
- 1.4 Does the company report any DDR reserve as loss or loss adjustment expense reserve? Yes [] No []
- 1.5 If the company reports DDR reserve as Unearned Premium Reserve, does that amount match the figure on the Underwriting and Investment Exhibit, Part 1A - Recapitulation of all Premiums (Page 7) Column 2, Lines 11.1 plus 11.2? Yes [] No [] N/A []
- 1.6 If the company reports DDR reserve as loss or loss adjustment expense reserve, please complete the following table corresponding to where these reserves are reported in Schedule P:

Years in Which Premiums Were Earned and Losses Were Incurred		DDR Reserve Included in Schedule P, Part 1F, Medical Professional Liability Column 24: Total Net Losses and Expenses Unpaid	
		1 Section 1: Occurrence	2 Section 2: Claims-Made
1.601	Prior
1.602	2015
1.603	2016
1.604	2017
1.605	2018
1.606	2019
1.607	2020
1.608	2021
1.609	2022
1.610	2023
1.611	2024
1.612	Totals

2. The definition of allocated loss adjustment expenses (ALAE) and, therefore, unallocated loss adjustment expenses (ULAE) was changed effective January 1, 1998. This change in definition applies to both paid and unpaid expenses. Are these expenses (now reported as “Defense and Cost Containment” and “Adjusting and Other”) reported in compliance with these definitions in this statement? Yes [X] No []
3. The Adjusting and Other expense payments and reserves should be allocated to the years in which the losses were incurred based on the number of claims reported, closed and outstanding in those years. When allocating Adjusting and Other expense between companies in a group or a pool, the Adjusting and Other expense should be allocated in the same percentage used for the loss amounts and the claim counts. For reinsurers, Adjusting and Other expense assumed should be reported according to the reinsurance contract. For Adjusting and Other expense incurred by reinsurers, or in those situations where suitable claim count information is not available, Adjusting and Other expense should be allocated by a reasonable method determined by the company and described in Interrogatory 7, below. Are they so reported in this Statement? Yes [X] No []
4. Do any lines in Schedule P include reserves that are reported gross of any discount to present value of future payments, and that are reported net of such discounts on Page 10? Yes [] No [X]

If yes, proper disclosure must be made in the Notes to Financial Statements, as specified in the Instructions. Also, the discounts must be reported in Schedule P - Part 1, Columns 32 and 33. Schedule P must be completed gross of non-tabular discounting. Work papers relating to discount calculations must be available for examination upon request.
Discounting is allowed only if expressly permitted by the state insurance department to which this Annual Statement is being filed.
5. What were the net premiums in force at the end of the year for:
(in thousands of dollars)

5.1 Fidelity
5.2 Surety
6. Claim count information is reported per claim or per claimant (Indicate which) per claim.....
If not the same in all years, explain in Interrogatory 7.
- 7.1 The information provided in Schedule P will be used by many persons to estimate the adequacy of the current loss and expense reserves, among other things. Are there any especially significant events, coverage, retention or accounting changes that have occurred that must be considered when making such analyses? Yes [] No [X]
- 7.2 (An extended statement may be attached.)
.....

SCHEDULE T - PART 2
INTERSTATE COMPACT - EXHIBIT OF PREMIUMS WRITTEN

Allocated by States and Territories

			Direct Business Only			
			1	2	3	4
States, Etc.			Life (Group and Individual)	Annuities (Group and Individual)	Disability Income (Group and Individual)	Long-Term Care (Group and Individual)
			5			6
			Deposit-Type Contracts			Totals
1.	Alabama	AL				
2.	Alaska	AK				
3.	Arizona	AZ				
4.	Arkansas	AR				
5.	California	CA				
6.	Colorado	CO				
7.	Connecticut	CT				
8.	Delaware	DE				
9.	District of Columbia	DC				
10.	Florida	FL				
11.	Georgia	GA				
12.	Hawaii	HI				
13.	Idaho	ID				
14.	Illinois	IL				
15.	Indiana	IN				
16.	Iowa	IA				
17.	Kansas	KS				
18.	Kentucky	KY				
19.	Louisiana	LA				
20.	Maine	ME				
21.	Maryland	MD				
22.	Massachusetts	MA				
23.	Michigan	MI				
24.	Minnesota	MN				
25.	Mississippi	MS				
26.	Missouri	MO				
27.	Montana	MT				
28.	Nebraska	NE				
29.	Nevada	NV				
30.	New Hampshire	NH				
31.	New Jersey	NJ				
32.	New Mexico	NM				
33.	New York	NY				
34.	North Carolina	NC				
35.	North Dakota	ND				
36.	Ohio	OH				
37.	Oklahoma	OK				
38.	Oregon	OR				
39.	Pennsylvania	PA				
40.	Rhode Island	RI				
41.	South Carolina	SC				
42.	South Dakota	SD				
43.	Tennessee	TN				
44.	Texas	TX				
45.	Utah	UT				
46.	Vermont	VT				
47.	Virginia	VA				
48.	Washington	WA				
49.	West Virginia	WV				
50.	Wisconsin	WI				
51.	Wyoming	WY				
52.	American Samoa	AS				
53.	Guam	GU				
54.	Puerto Rico	PR				
55.	U.S. Virgin Islands	VI				
56.	Northern Mariana Islands	MP				
57.	Canada	CAN				
58.	Aggregate Other Alien	OT				
59.	Total					

NONE

ANNUAL STATEMENT FOR THE YEAR 2024 OF THE ALLIED INSURANCE COMPANY OF AMERICA

SCHEDULE Y

PART 1A - DETAIL OF INSURANCE HOLDING COMPANY SYSTEM

1	2	3	4	5	6	7	8	9	10	11	12	13	14	15	16
Group Code	Group Name	NAIC Company Code	ID Number	Federal RSSD	CIK	Name of Securities Exchange if Publicly Traded (U.S. or International)	Names of Parent, Subsidiaries Or Affiliates	Domi-ciliary Loca-tion	Rela-tion-ship to Reporting Entity	Directly Controlled by (Name of Entity/Person)	Type of Control (Ownership, Board, Management, Attorney-in-Fact, Influence, Other)	If Control is Owner-ship Provide Percen-tage	Ultimate Controlling Entity(ies)/Person(s)	Is an SCA Filing Re-quired? (Yes/No)	*
. 0140 ...	Nationwide	31-1486309	10 W. Nationwide, LLC OH.....	.. NIA.....	Nationwide Realty Investors, Ltd.	Ownership.....	100.000 ...	Nationwide Mutual Insurance Company NO.....
. 0140 ...	Nationwide	31-1486309	100 Green Meadows Drive, LLC OH.....	.. NIA.....	Nationwide Realty Investors, Ltd.	Ownership.....	100.000 ...	Nationwide Mutual Insurance Company NO.....
. 0140 ...	Nationwide	31-1486309	1000 Yard Street, LLC OH.....	.. NIA.....	Nationwide Realty Investors, Ltd.	Ownership.....	100.000 ...	Nationwide Mutual Insurance Company NO.....
. 0140 ...	Nationwide	31-1486309	1050 Yard Street, LLC OH.....	.. NIA.....	Nationwide Realty Investors, Ltd.	Ownership.....	100.000 ...	Nationwide Mutual Insurance Company NO.....
. 0140 ...	Nationwide	20-4939866	1055 Yard Street, LLC OH.....	.. NIA.....	GVY Residential, LLC	Ownership.....	100.000 ...	Nationwide Mutual Insurance Company NO.....
. 0140 ...	Nationwide	31-1486309	1125 Rail Street, LLC OH.....	.. NIA.....	Nationwide Realty Investors, Ltd.	Ownership.....	100.000 ...	Nationwide Mutual Insurance Company NO.....
. 0140 ...	Nationwide	31-1733036	120 Acre Partners, LLC DE.....	.. NIA.....	Nationwide Realty Investors, Ltd.	Ownership.....	95.000 ...	Nationwide Mutual Insurance Company NO.....
. 0140 ...	Nationwide	20-4939866	1125 Yard Street, LLC OH.....	.. NIA.....	NRI Equity Land Investments, LLC	Ownership.....	100.000 ...	Nationwide Mutual Insurance Company NO.....
. 0140 ...	Nationwide	20-4939867	1175 Bobcat, LLC OH.....	.. NIA.....	NRI Equity Land Investments, LLC	Ownership.....	100.000 ...	Nationwide Mutual Insurance Company NO.....
. 0140 ...	Nationwide	26-2451988	1492 Capital, LLC OH.....	.. NIA.....	Nationwide Mutual Insurance Company	Ownership.....	100.000 ...	Nationwide Mutual Insurance Company NO.....
. 0140 ...	Nationwide	31-1486309	111 Rivulon Boulevard, LLC OH.....	.. NIA.....	NRI-Rivulon, LLC	Ownership.....	100.000 ...	Nationwide Mutual Insurance Company NO.....
. 0140 ...	Nationwide	31-1486309	155 Rivulon Boulevard, LLC OH.....	.. NIA.....	NRI-Rivulon, LLC	Ownership.....	100.000 ...	Nationwide Mutual Insurance Company NO.....
. 0140 ...	Nationwide	31-1486309	161 Rivulon Boulevard, LLC OH.....	.. NIA.....	NRI-Rivulon, LLC	Ownership.....	100.000 ...	Nationwide Mutual Insurance Company NO.....
. 0140 ...	Nationwide	31-1580283	170 Marconi, LLC OH.....	.. NIA.....	NWD Investments, LLC	Ownership.....	100.000 ...	Nationwide Mutual Insurance Company NO.....
. 0140 ...	Nationwide	38-4118665	220 Vine St., LLC OH.....	.. NIA.....	NWD HP, LLC	Ownership.....	100.000 ...	Nationwide Mutual Insurance Company NO.....
. 0140 ...	Nationwide	31-1580283	245 Parks Edge Place, LLC OH.....	.. NIA.....	NWD Investments, LLC	Ownership.....	100.000 ...	Nationwide Mutual Insurance Company NO.....
. 0140 ...	Nationwide	31-1486309	275 Rivulon Boulevard, LLC OH.....	.. NIA.....	NRI-Rivulon, LLC	Ownership.....	100.000 ...	Nationwide Mutual Insurance Company NO.....
. 0140 ...	Nationwide	31-1486309	280 High Street, LLC OH.....	.. NIA.....	Nationwide Realty Investors, Ltd.	Ownership.....	100.000 ...	Nationwide Mutual Insurance Company NO.....
. 0140 ...	Nationwide	31-1486309	300 Rivulon Boulevard, LLC OH.....	.. NIA.....	NRI-Rivulon, LLC	Ownership.....	100.000 ...	Nationwide Mutual Insurance Company NO.....
. 0140 ...	Nationwide	31-1486309	310 Rivulon Boulevard, LLC OH.....	.. NIA.....	NRI-Rivulon, LLC	Ownership.....	100.000 ...	Nationwide Mutual Insurance Company NO.....
. 0140 ...	Nationwide	31-1486309	343 N. Front, LLC OH.....	.. NIA.....	Nationwide Realty Investors, Ltd.	Ownership.....	100.000 ...	Nationwide Mutual Insurance Company NO.....
. 0140 ...	Nationwide	31-1486309	400 Rivulon Boulevard, LLC OH.....	.. NIA.....	NRI-Rivulon, LLC	Ownership.....	100.000 ...	Nationwide Mutual Insurance Company NO.....
. 0140 ...	Nationwide	31-1580283	400 West Nationwide Boulevard, LLC OH.....	.. NIA.....	NWD Investments, LLC	Ownership.....	100.000 ...	Nationwide Mutual Insurance Company NO.....
. 0140 ...	Nationwide	31-1486309	410 Rivulon Boulevard, LLC OH.....	.. NIA.....	NRI-Rivulon, LLC	Ownership.....	100.000 ...	Nationwide Mutual Insurance Company NO.....
. 0140 ...	Nationwide	31-1580283	425 West Nationwide Boulevard, LLC OH.....	.. NIA.....	NWD Investments, LLC	Ownership.....	100.000 ...	Nationwide Mutual Insurance Company NO.....
. 0140 ...	Nationwide	31-1486309	44 Chestnut, LLC OH.....	.. NIA.....	Nationwide Realty Investors, Ltd.	Ownership.....	100.000 ...	Nationwide Mutual Insurance Company NO.....
. 0140 ...	Nationwide	38-4118665	500 Neil Avenue, LLC OH.....	.. NIA.....	NWD HP, LLC	Ownership.....	100.000 ...	Nationwide Mutual Insurance Company NO.....
. 0140 ...	Nationwide	38-4118665	515 Kilbourne Street, LLC OH.....	.. NIA.....	NWD HP, LLC	Ownership.....	100.000 ...	Nationwide Mutual Insurance Company NO.....
. 0140 ...	Nationwide	87-1954007	525 Cleveland Avenue, LLC OH.....	.. NIA.....	Nationwide Financial Services, Inc.	Ownership.....	100.000 ...	Nationwide Mutual Insurance Company NO.....
. 0140 ...	Nationwide	31-1486309	75 Rivulon Boulevard, LLC OH.....	.. NIA.....	NRI-Rivulon, LLC	Ownership.....	100.000 ...	Nationwide Mutual Insurance Company NO.....
. 0140 ...	Nationwide	20-4939866	775 Yard Street, LLC OH.....	.. NIA.....	NRI Equity Land Investments, LLC	Ownership.....	100.000 ...	Nationwide Mutual Insurance Company NO.....
. 0140 ...	Nationwide	20-4939866	777 Swan Street, LLC OH.....	.. NIA.....	NRI Equity Land Investments, LLC	Ownership.....	100.000 ...	Nationwide Mutual Insurance Company NO.....
. 0140 ...	Nationwide	20-4939866	780 Yard Street, LLC OH.....	.. NIA.....	NRI Equity Land Investments, LLC	Ownership.....	100.000 ...	Nationwide Mutual Insurance Company NO.....
. 0140 ...	Nationwide	20-4939866	795 Rail Street, LLC OH.....	.. NIA.....	NRI Equity Land Investments, LLC	Ownership.....	100.000 ...	Nationwide Mutual Insurance Company NO.....
. 0140 ...	Nationwide	20-4939866	800 Bobcat Avenue, LLC OH.....	.. NIA.....	NRI Equity Land Investments, LLC	Ownership.....	100.000 ...	Nationwide Mutual Insurance Company NO.....
. 0140 ...	Nationwide	20-4939866	800 Goodale Boulevard, LLC OH.....	.. NIA.....	NRI Equity Land Investments, LLC	Ownership.....	100.000 ...	Nationwide Mutual Insurance Company NO.....
. 0140 ...	Nationwide	20-4939866	800 Yard Street, LLC OH.....	.. NIA.....	NRI Equity Land Investments, LLC	Ownership.....	100.000 ...	Nationwide Mutual Insurance Company NO.....
. 0140 ...	Nationwide	20-4939866	805 Bobcat Avenue, LLC OH.....	.. NIA.....	GVY Residential, LLC	Ownership.....	100.000 ...	Nationwide Mutual Insurance Company NO.....
. 0140 ...	Nationwide	20-4939866	808 Yard Street, LLC OH.....	.. NIA.....	GVY Residential, LLC	Ownership.....	100.000 ...	Nationwide Mutual Insurance Company NO.....
. 0140 ...	Nationwide	20-4939866	820 Goodale Boulevard, LLC OH.....	.. NIA.....	NRI Equity Land Investments, LLC	Ownership.....	100.000 ...	Nationwide Mutual Insurance Company NO.....
. 0140 ...	Nationwide	20-4939866	822 Williams Avenue, LLC OH.....	.. NIA.....	GVY Residential, LLC	Ownership.....	100.000 ...	Nationwide Mutual Insurance Company NO.....
. 0140 ...	Nationwide	20-4939866	825 Junction Way, LLC OH.....	.. NIA.....	GVY Residential, LLC	Ownership.....	100.000 ...	Nationwide Mutual Insurance Company NO.....
. 0140 ...	Nationwide	20-4939866	828 Bobcat Avenue, LLC OH.....	.. NIA.....	NRI Equity Land Investments, LLC	Ownership.....	100.000 ...	Nationwide Mutual Insurance Company NO.....
. 0140 ...	Nationwide	20-4939866	840 Third Avenue, LLC OH.....	.. NIA.....	NRI Equity Land Investments, LLC	Ownership.....	100.000 ...	Nationwide Mutual Insurance Company NO.....
. 0140 ...	Nationwide	20-4939866	840 Yard Street, LLC OH.....	.. NIA.....	NRI Equity Land Investments, LLC	Ownership.....	100.000 ...	Nationwide Mutual Insurance Company NO.....
. 0140 ...	Nationwide	20-4939866	845 Yard Street, LLC OH.....	.. NIA.....	GVY Residential, LLC	Ownership.....	100.000 ...	Nationwide Mutual Insurance Company NO.....
. 0140 ...	Nationwide	20-4939866	855 Third Avenue, LLC OH.....	.. NIA.....	NRI Equity Land Investments, LLC	Ownership.....	100.000 ...	Nationwide Mutual Insurance Company NO.....
. 0140 ...	Nationwide	20-4939866	860 Third Avenue, LLC OH.....	.. NIA.....	NRI Equity Land Investments, LLC	Ownership.....	100.000 ...	Nationwide Mutual Insurance Company NO.....
. 0140 ...	Nationwide	20-4939866	875 First Avenue, LLC OH.....	.. NIA.....	GVY Residential, LLC	Ownership.....	100.000 ...	Nationwide Mutual Insurance Company NO.....

ANNUAL STATEMENT FOR THE YEAR 2024 OF THE ALLIED INSURANCE COMPANY OF AMERICA

SCHEDULE Y

PART 1A - DETAIL OF INSURANCE HOLDING COMPANY SYSTEM

1	2	3	4	5	6	7	8	9	10	11	12	13	14	15	16
Group Code	Group Name	NAIC Company Code	ID Number	Federal RSSD	CIK	Name of Securities Exchange if Publicly Traded (U.S. or International)	Names of Parent, Subsidiaries Or Affiliates	Domi-ciliary Loca-tion	Relation-ship to Reporting Entity	Directly Controlled by (Name of Entity/Person)	Type of Control (Ownership, Board, Management, Attorney-in-Fact, Influence, Other)	If Control is Owner-ship Provide Percen-tage	Ultimate Controlling Entity(ies)/Person(s)	Is an SCA Filing Re-quired? (Yes/No)	*
.0140	Nationwide		20-4939866				875 Junction Way, LLC	..OH.....	..NIA.....	NRI Equity Land Investments, LLC	Ownership.....	100.000	Nationwide Mutual Insurance CompanyNO.....	
.0140	Nationwide		20-4939866				880 Third Avenue, LLC	..OH.....	..NIA.....	NRI Equity Land Investments, LLC	Ownership.....	100.000	Nationwide Mutual Insurance CompanyNO.....	
.0140	Nationwide		20-4939866				880 Yard Street, LLC	..OH.....	..NIA.....	GVY Residential, LLC	Ownership.....	100.000	Nationwide Mutual Insurance CompanyNO.....	
.0140	Nationwide		20-4939866				895 W. Third Avenue, LLC	..OH.....	..NIA.....	NRI Equity Land Investments, LLC	Ownership.....	100.000	Nationwide Mutual Insurance CompanyNO.....	
.0140	Nationwide		20-4939866				950 Dorchester Way, LLC	..OH.....	..NIA.....	GVY Residential, LLC	Ownership.....	100.000	Nationwide Mutual Insurance CompanyNO.....	
.0140	Nationwide		20-4939866				950 Goodale Boulevard, LLC	..OH.....	..NIA.....	NRI Equity Land Investments, LLC	Ownership.....	100.000	Nationwide Mutual Insurance CompanyNO.....	
.0140	Nationwide		31-1486309				960 Bobcat Avenue, LLC	..OH.....	..NIA.....	Nationwide Realty Investors, Ltd.	Ownership.....	100.000	Nationwide Mutual Insurance CompanyNO.....	
.0140	Nationwide		31-1486309				975 Rail Street, LLC	..OH.....	..NIA.....	Nationwide Realty Investors, Ltd.	Ownership.....	100.000	Nationwide Mutual Insurance CompanyNO.....	
.0140	Nationwide		31-1486309				995 Yard Street, LLC	..OH.....	..NIA.....	Nationwide Realty Investors, Ltd.	Ownership.....	100.000	Nationwide Mutual Insurance CompanyNO.....	
.0140	Nationwide		31-1486309				12062 Sycamore Trace, LLC	..OH.....	..NIA.....	Jerome Village Company, LLC	Ownership.....	100.000	Nationwide Mutual Insurance CompanyNO.....	
.0140	Nationwide		31-1486309				18615 Claret Drive, LLC	..OH.....	..NIA.....	NRI Cavasson, LLC	Ownership.....	100.000	Nationwide Mutual Insurance CompanyNO.....	
.0140	Nationwide		31-1486309				18655 Claret Drive, LLC	..OH.....	..NIA.....	NRI Cavasson, LLC	Ownership.....	100.000	Nationwide Mutual Insurance CompanyNO.....	
.0140	Nationwide		31-1486309				18700 Hayden Road, LLC	..OH.....	..NIA.....	NRI Cavasson, LLC	Ownership.....	100.000	Nationwide Mutual Insurance CompanyNO.....	
.0140	Nationwide		31-1486309				18750 Hayden Road, LLC	..OH.....	..NIA.....	NRI Cavasson, LLC	Ownership.....	100.000	Nationwide Mutual Insurance CompanyNO.....	
.0140	Nationwide		31-1580283				AD DORA, LLC	..OH.....	..NIA.....	NID Investments, LLC	Ownership.....	100.000	Nationwide Mutual Insurance CompanyNO.....	
.0140	Nationwide		31-1580283				ADTV, LLC	..OH.....	..NIA.....	NID Investments, LLC	Ownership.....	100.000	Nationwide Mutual Insurance CompanyNO.....	
.0140	Nationwide	10127	27-0114983				ALLIED Insurance Company of America	..OH.....	..RE.....	Nationwide Mutual Insurance Company	Ownership.....	100.000	Nationwide Mutual Insurance CompanyNO.....	
							ALLIED Property and Casualty Insurance Company	..IA.....	..IA.....	Nationwide Mutual Insurance Company	Ownership.....	100.000	Nationwide Mutual Insurance CompanyNO.....	
.0140	Nationwide	42579	42-1201931				ALLIED Texas Agency, Inc.	..TX.....	..IA.....	AMCO Insurance Company	Ownership.....	100.000	Nationwide Mutual Insurance CompanyNO.....	
.0140	Nationwide	19100	42-6054959				AMCO Insurance Company	..IA.....	..IA.....	Nationwide Mutual Insurance Company	Ownership.....	100.000	Nationwide Mutual Insurance CompanyNO.....	
.0140	Nationwide		59-1031596				American Marine Underwriters, Inc.	..FL.....	..NIA.....	Nationwide Mutual Insurance Company	Ownership.....	100.000	Nationwide Mutual Insurance CompanyNO.....	
.0140	Nationwide		81-4532504				American Tax Credit Fund 2017-A, LLC	..OH.....	..OTH.....	Nationwide Life Insurance Company	Other.....	0.010	Nationwide Mutual Insurance CompanyNO.....	1
.0140	Nationwide		82-2001573				American Tax Credit Fund 2017-B, LLC	..OH.....	..OTH.....	Nationwide Life Insurance Company	Other.....	0.010	Nationwide Mutual Insurance CompanyNO.....	1
.0140	Nationwide		82-4591498				American Tax Credit Fund 2018-A, LLC	..OH.....	..OTH.....	Nationwide Life Insurance Company	Other.....	0.010	Nationwide Mutual Insurance CompanyNO.....	1
.0140	Nationwide		83-0606592				American Tax Credit Fund 2018-B, LLC	..OH.....	..OTH.....	Nationwide Life Insurance Company	Other.....	0.010	Nationwide Mutual Insurance CompanyNO.....	1
.0140	Nationwide		83-0620232				American Tax Credit Fund 2018-C, LLC	..OH.....	..OTH.....	Nationwide Life Insurance Company	Other.....	0.010	Nationwide Mutual Insurance CompanyNO.....	1
.0140	Nationwide		83-3900932				American Tax Credit Fund 2019-A, LLC	..OH.....	..OTH.....	Nationwide Life Insurance Company	Other.....	0.010	Nationwide Mutual Insurance CompanyNO.....	1
.0140	Nationwide		83-3953721				American Tax Credit Fund 2019-B, LLC	..OH.....	..OTH.....	Nationwide Life Insurance Company	Other.....	0.010	Nationwide Mutual Insurance CompanyNO.....	1
.0140	Nationwide		84-3443067				American Tax Credit Fund 2020-A, LLC	..OH.....	..OTH.....	Nationwide Life Insurance Company	Other.....	0.010	Nationwide Mutual Insurance CompanyNO.....	1
.0140	Nationwide		85-2359702				American Tax Credit Fund 2020-B, LLC	..OH.....	..OTH.....	Nationwide Life Insurance Company	Other.....	0.010	Nationwide Mutual Insurance CompanyNO.....	1
							American Tax Credit Fund 2021-A, LLC (fka	..OH.....	..OTH.....	Nationwide Life Insurance Company	Other.....	0.010	Nationwide Mutual Insurance CompanyNO.....	1
.0140	Nationwide		85-2649655				American Tax Credit Fund 2020-C, LLC)	..OH.....	..OTH.....	Nationwide Life Insurance Company	Other.....	0.010	Nationwide Mutual Insurance CompanyNO.....	1
.0140	Nationwide		86-2502912				American Tax Credit Fund 2021-B, LLC	..OH.....	..OTH.....	Nationwide Life Insurance Company	Other.....	0.010	Nationwide Mutual Insurance CompanyNO.....	1
.0140	Nationwide		87-1349942				American Tax Credit Fund 2021-C, LLC	..OH.....	..OTH.....	Nationwide Life Insurance Company	Other.....	0.010	Nationwide Mutual Insurance CompanyNO.....	1
							American Tax Credit Fund 2023-B, LLC (fka	..OH.....	..OTH.....	Nationwide Life Insurance Company	Other.....	0.010	Nationwide Mutual Insurance CompanyNO.....	1
.0140	Nationwide		87-4753681				American Tax Credit Fund 2022-A, LLC)	..OH.....	..OTH.....	Nationwide Life Insurance Company	Other.....	0.010	Nationwide Mutual Insurance CompanyNO.....	1
							American Tax Credit Fund 2023-C, LLC (fka	..OH.....	..OTH.....	Nationwide Life Insurance Company	Other.....	0.010	Nationwide Mutual Insurance CompanyNO.....	1
.0140	Nationwide		87-4771309				American Tax Credit Fund 2022-B, LLC)	..OH.....	..OTH.....	Nationwide Life Insurance Company	Other.....	0.010	Nationwide Mutual Insurance CompanyNO.....	1
.0140	Nationwide		92-1389304				American Tax Credit Fund 2023-A, LLC	..OH.....	..OTH.....	Nationwide Life Insurance Company	Other.....	0.010	Nationwide Mutual Insurance CompanyNO.....	1
.0140	Nationwide		99-0672884				American Tax Credit Fund 2024-A, LLC	..OH.....	..OTH.....	Nationwide Life Insurance Company	Other.....	0.010	Nationwide Mutual Insurance CompanyNO.....	1
.0140	Nationwide		99-0698188				American Tax Credit Fund 2024-B, LLC	..OH.....	..NIA.....	Nationwide Life Insurance Company	Ownership.....	100.000	Nationwide Mutual Insurance CompanyNO.....	
.0140	Nationwide		31-1580283				Arena District CA 1, LLC	..OH.....	..NIA.....	NID Investments, LLC	Ownership.....	100.000	Nationwide Mutual Insurance CompanyNO.....	
			90-0280710				Arena District Owners Association	..OH.....	..OTH.....	Other non-Nationwide	Other.....	0.000	Other non-NationwideNO.....	2
.0140	Nationwide		31-1486309				Cavasson Hotel, LLC	..OH.....	..NIA.....	Cavasson Hotel Holdings, LLC	Ownership.....	100.000	Nationwide Mutual Insurance CompanyNO.....	
.0140	Nationwide		31-1486309				Cavasson Hotel Holdings, LLC	..OH.....	..NIA.....	NRI Cavasson, LLC	Ownership.....	100.000	Nationwide Mutual Insurance CompanyNO.....	
.0140	Nationwide		20-1618232				CNRI-Cannonsport Condominium, LLC	..OH.....	..NIA.....	CNRI-Cannonsport, LLC	Ownership.....	100.000	Nationwide Mutual Insurance CompanyNO.....	
.0140	Nationwide		20-1618232				CNRI-Cannonsport, LLC	..OH.....	..NIA.....	Nationwide Realty Investors, Ltd.	Ownership.....	100.000	Nationwide Mutual Insurance CompanyNO.....	
.0140	Nationwide	29262	74-1061659				Colonial County Mutual Insurance Company	..TX.....	..IA.....	Other non-Nationwide	Other.....	0.000	Other non-NationwideNO.....	2
.0140	Nationwide	18961	68-0066866				Crestbrook Insurance Company	..OH.....	..IA.....	Nationwide Mutual Insurance Company	Ownership.....	100.000	Nationwide Mutual Insurance CompanyNO.....	

ANNUAL STATEMENT FOR THE YEAR 2024 OF THE ALLIED INSURANCE COMPANY OF AMERICA

SCHEDULE Y

PART 1A - DETAIL OF INSURANCE HOLDING COMPANY SYSTEM

1	2	3	4	5	6	7	8	9	10	11	12	13	14	15	16
Group Code	Group Name	NAIC Company Code	ID Number	Federal RSSD	CIK	Name of Securities Exchange if Publicly Traded (U.S. or International)	Names of Parent, Subsidiaries Or Affiliates	Domi-ciliary Location	Relation-ship to Reporting Entity	Directly Controlled by (Name of Entity/Person)	Type of Control (Ownership, Board, Management, Attorney-in-Fact, Influence, Other)	If Control is Ownership Provide Percen-tage	Ultimate Controlling Entity(ies)/Person(s)	Is an SCA Filing Re-quired? (Yes/No)	*
. 0140 ...	Nationwide	31-1486309	Crewville, Ltd. OH.....	Nationwide Realty Investors, Ltd.	Ownership.....	100.000 ...	Nationwide Mutual Insurance Company NO.....
. 0140 ...	Nationwide	84-5052608	Danforth, LLC OH..... NIA.....	Nationwide Mutual Insurance Company	Ownership.....	100.000 ...	Nationwide Mutual Insurance Company NO.....
. 0140 ...	Nationwide 42587 ..	42-1207150	Depositors Insurance Company IA..... IA.....	Nationwide Mutual Insurance Company	Ownership.....	100.000 ...	Nationwide Mutual Insurance Company NO.....
.....	46-4104813	Discover Affordable Housing Investment Fund I LLC OH..... OTH.....	Other non-Nationwide	Other.....	0.000 ...	Other non-Nationwide NO..... 2
. 0140 ...	Nationwide	33-0096671	DVM Insurance Agency CA..... NIA.....	Veterinary Pet Insurance Company	Ownership.....	100.000 ...	Nationwide Mutual Insurance Company NO.....
. 0140 ...	Nationwide 15821 ..	47-4523959	Eagle Captive Reinsurance, LLC OH..... IA.....	Nationwide Life Insurance Company	Ownership.....	100.000 ...	Nationwide Mutual Insurance Company NO.....
. 0140 ...	Nationwide	26-3260559	E-Risk Services, L.L.C. DE..... NIA.....	Nationwide Mutual Insurance Company	Ownership.....	100.000 ...	Nationwide Mutual Insurance Company NO.....
. 0140 ...	Nationwide 22209 ..	75-6013587	Freedom Specialty Insurance Company OH..... IA.....	Scottsdale Insurance Company	Ownership.....	100.000 ...	Nationwide Mutual Insurance Company NO.....
. 0140 ...	Nationwide	20-4939866	Grandview Yard Hotel Holdings, LLC OH..... NIA.....	NRI Equity Land Investments, LLC	Ownership.....	100.000 ...	Nationwide Mutual Insurance Company NO.....
. 0140 ...	Nationwide	20-4939866	Grandview Yard Hotel, LLC OH..... NIA.....	Grandview Yard Hotel Holdings, LLC	Ownership.....	100.000 ...	Nationwide Mutual Insurance Company NO.....
. 0140 ...	Nationwide	20-4939866	GVY Residential, LLC OH..... NIA.....	NRI Equity Land Investments, LLC	Ownership.....	100.000 ...	Nationwide Mutual Insurance Company NO.....
. 0140 ...	Nationwide 23582 ..	41-0417250	Harleysville Insurance Company OH..... IA.....	Nationwide Mutual Insurance Company	Ownership.....	100.000 ...	Nationwide Mutual Insurance Company NO.....
.....	Harleysville Insurance Company of New Jersey
. 0140 ...	Nationwide 42900 ..	23-2253669 NJ..... IA.....	Nationwide Mutual Insurance Company	Ownership.....	100.000 ...	Nationwide Mutual Insurance Company NO.....
. 0140 ...	Nationwide 10674 ..	23-2864924	Harleysville Insurance Company of New York OH..... IA.....	Nationwide Mutual Insurance Company	Ownership.....	100.000 ...	Nationwide Mutual Insurance Company NO.....
. 0140 ...	Nationwide 35696 ..	23-2384978	Harleysville Preferred Insurance Company OH..... IA.....	Nationwide Mutual Insurance Company	Ownership.....	100.000 ...	Nationwide Mutual Insurance Company NO.....
. 0140 ...	Nationwide 26182 ..	04-1989660	Harleysville Worcester Insurance Company OH..... IA.....	Nationwide Mutual Insurance Company	Ownership.....	100.000 ...	Nationwide Mutual Insurance Company NO.....
. 0140 ...	Nationwide 64017 ..	75-0300900	Jefferson National Life Insurance Company TX..... IA.....	Nationwide Life Insurance Company	Ownership.....	100.000 ...	Nationwide Mutual Insurance Company NO.....
.....	Jefferson National Life Insurance Company of New York
. 0140 ...	Nationwide 15727 ..	47-1180302 NY..... IA.....	Jefferson National Life Insurance Company	Ownership.....	100.000 ...	Nationwide Mutual Insurance Company NO.....
. 0140 ...	Nationwide	31-1486309	Jerome Village Company, LLC OH..... NIA.....	Nationwide Realty Investors, Ltd.	Ownership.....	100.000 ...	Nationwide Mutual Insurance Company NO.....
. 0140 ...	Nationwide	74-1395229	Lone Star General Agency, Inc. TX..... IA.....	Nationwide Mutual Insurance Company	Ownership.....	100.000 ...	Nationwide Mutual Insurance Company NO.....
. 0140 ...	Nationwide 11991 ..	38-0865250	National Casualty Company OH..... IA.....	Nationwide Mutual Insurance Company	Ownership.....	100.000 ...	Nationwide Mutual Insurance Company NO.....
. 0140 ...	Nationwide	National Casualty Company of America, Ltd. .	.. GBR..... IA.....	National Casualty Company	Ownership.....	100.000 ...	Nationwide Mutual Insurance Company NO.....
. 0140 ...	Nationwide	42-1154244	Nationwide Advantage Mortgage Company IA..... NIA.....	AMCO Insurance Company	Ownership.....	87.300 ...	Nationwide Mutual Insurance Company YES.....
.....	ALLIED Property & Casualty Insurance Company
. 0140 ...	Nationwide	42-1154244	Nationwide Advantage Mortgage Company IA..... NIA.....	Company	Ownership.....	8.470 ...	Nationwide Mutual Insurance Company YES.....
. 0140 ...	Nationwide	42-1154244	Nationwide Advantage Mortgage Company IA..... NIA.....	Depositors Insurance Company	Ownership.....	4.230 ...	Nationwide Mutual Insurance Company YES.....
. 0140 ...	Nationwide 26093 ..	48-0470690	Nationwide Affinity Insurance Company of America OH..... IA.....	Nationwide Mutual Insurance Company	Ownership.....	100.000 ...	Nationwide Mutual Insurance Company NO.....
.....	Nationwide Agent Risk Purchasing Group, Inc. (fka On Your Side Nationwide Insurance Agency, Inc.) OH..... NIA.....	Nationwide Mutual Insurance Company	Ownership.....	100.000 ...	Nationwide Mutual Insurance Company NO.....
. 0140 ...	Nationwide 28223 ..	42-1015537	Nationwide Agribusiness Insurance Company IA..... IA.....	Nationwide Mutual Insurance Company	Ownership.....	100.000 ...	Nationwide Mutual Insurance Company NO.....
. 0140 ...	Nationwide	31-1578869	Nationwide Arena, LLC OH..... NIA.....	NRI Arena, LLC	Ownership.....	90.000 ...	Nationwide Mutual Insurance Company NO.....
. 0140 ...	Nationwide	20-8670712	Nationwide Asset Management, LLC OH..... NIA.....	Nationwide Mutual Insurance Company	Ownership.....	100.000 ...	Nationwide Mutual Insurance Company NO.....
. 0140 ...	Nationwide 10723 ..	95-0639970	Nationwide Assurance Company OH..... IA.....	Nationwide Mutual Insurance Company	Ownership.....	100.000 ...	Nationwide Mutual Insurance Company NO.....
. 0140 ...	Nationwide	31-1036287	Nationwide Cash Management Company OH..... NIA.....	Nationwide Mutual Insurance Company	Ownership.....	100.000 ...	Nationwide Mutual Insurance Company NO.....
. 0140 ...	Nationwide	31-4416546	Nationwide Corporation OH..... NIA.....	Nationwide Mutual Insurance Company	Ownership.....	100.000 ...	Nationwide Mutual Insurance Company YES.....
. 0140 ...	Nationwide	31-1667326	Nationwide Financial Assignment Company OH..... NIA.....	Nationwide Life Insurance Company	Ownership.....	100.000 ...	Nationwide Mutual Insurance Company NO.....
. 0140 ...	Nationwide	23-2412039	Nationwide Financial General Agency, Inc. PA..... NIA.....	NFS Distributors, Inc.	Ownership.....	100.000 ...	Nationwide Mutual Insurance Company NO.....
. 0140 ...	Nationwide	31-6554353	Nationwide Financial Services Capital Trust DE..... NIA.....	Nationwide Financial Services, Inc.	Ownership.....	100.000 ...	Nationwide Mutual Insurance Company NO.....
. 0140 ...	Nationwide	31-1486870	Nationwide Financial Services, Inc. DE..... NIA.....	Nationwide Corporation	Ownership.....	100.000 ...	Nationwide Mutual Insurance Company NO.....
. 0140 ...	Nationwide	52-6969857	Nationwide Fund Advisors DE..... NIA.....	Nationwide Financial Services, Inc.	Ownership.....	100.000 ...	Nationwide Mutual Insurance Company NO.....
. 0140 ...	Nationwide	31-1748721	Nationwide Fund Distributors LLC DE..... NIA.....	NFS Distributors, Inc.	Ownership.....	100.000 ...	Nationwide Mutual Insurance Company NO.....
. 0140 ...	Nationwide	31-0900518	Nationwide Fund Management LLC DE..... NIA.....	NFS Distributors, Inc.	Ownership.....	100.000 ...	Nationwide Mutual Insurance Company NO.....
. 0140 ...	Nationwide 23760 ..	31-4425763	Nationwide General Insurance Company OH..... IA.....	Nationwide Mutual Insurance Company	Ownership.....	100.000 ...	Nationwide Mutual Insurance Company NO.....
. 0140 ...	Nationwide 10070 ..	31-1399201	Nationwide Indemnity Company OH..... IA.....	Nationwide Mutual Insurance Company	Ownership.....	100.000 ...	Nationwide Mutual Insurance Company NO.....
. 0140 ...	Nationwide 25453 ..	95-2130882	Nationwide Insurance Company of America OH..... IA.....	Nationwide Mutual Insurance Company	Ownership.....	100.000 ...	Nationwide Mutual Insurance Company NO.....

ANNUAL STATEMENT FOR THE YEAR 2024 OF THE ALLIED INSURANCE COMPANY OF AMERICA

SCHEDULE Y

PART 1A - DETAIL OF INSURANCE HOLDING COMPANY SYSTEM

1	2	3	4	5	6	7	8	9	10	11	12	13	14	15	16
Group Code	Group Name	NAIC Company Code	ID Number	Federal RSSD	CIK	Name of Securities Exchange if Publicly Traded (U.S. or International)	Names of Parent, Subsidiaries Or Affiliates	Domi-ciliary Location	Relation-ship to Reporting Entity	Directly Controlled by (Name of Entity/Person)	Type of Control (Ownership, Board, Management, Attorney-in-Fact, Influence, Other)	If Control is Owner-ship Provide Percen-tage	Ultimate Controlling Entity(ies)/Person(s)	Is an SCA Filing Re-quired? (Yes/No)	*
. 0140 ...	Nationwide 10948	31-1613686	Nationwide Insurance Company of Florida OH..... IA.....	Nationwide Mutual Insurance Company	Ownership.....	100.000 ...	Nationwide Mutual Insurance Company NO.....
. 0140 ...	Nationwide	41-2206199	Nationwide Investment Advisors, LLC OH..... NIA.....	Nationwide Life Insurance Company	Ownership.....	100.000 ...	Nationwide Mutual Insurance Company NO.....
. 0140 ...	Nationwide	73-0988442	Nationwide Investment Services Corporation OK..... NIA.....	Nationwide Life Insurance Company	Ownership.....	100.000 ...	Nationwide Mutual Insurance Company YES.....
. 0140 ...	Nationwide 92657	31-1000740	Nationwide Life and Annuity Insurance Company	.. OH..... IA.....	Nationwide Life Insurance Company	Ownership.....	100.000 ...	Nationwide Mutual Insurance Company NO.....
. 0140 ...	Nationwide 66869	31-4156830	Nationwide Life Insurance Company OH..... IA.....	Nationwide Financial Services, Inc.	Ownership.....	100.000 ...	Nationwide Mutual Insurance Company NO.....
. 0140 ...	Nationwide	54-2113175	Nationwide Life Tax Credit Partners 2003-A, LLC OH..... OTH.....	Nationwide Life Insurance Company	Other.....	0.010 ...	Nationwide Mutual Insurance Company NO..... 1
. 0140 ...	Nationwide	58-2672725	Nationwide Life Tax Credit Partners 2003-B, LLC OH..... OTH.....	Nationwide Life Insurance Company	Other.....	0.010 ...	Nationwide Mutual Insurance Company NO..... 1
. 0140 ...	Nationwide	20-0382144	Nationwide Life Tax Credit Partners 2004-A, LLC OH..... OTH.....	Nationwide Life Insurance Company	Other.....	0.010 ...	Nationwide Mutual Insurance Company NO..... 1
. 0140 ...	Nationwide	20-1918935	Nationwide Life Tax Credit Partners 2004-F, LLC OH..... OTH.....	Nationwide Life Insurance Company	Other.....	0.010 ...	Nationwide Mutual Insurance Company NO..... 1
. 0140 ...	Nationwide	20-2303694	Nationwide Life Tax Credit Partners 2005-A, LLC OH..... OTH.....	Nationwide Life Insurance Company	Other.....	0.010 ...	Nationwide Mutual Insurance Company NO..... 1
. 0140 ...	Nationwide	20-2303602	Nationwide Life Tax Credit Partners 2005-B, LLC OH..... OTH.....	Nationwide Life Insurance Company	Other.....	0.010 ...	Nationwide Mutual Insurance Company NO..... 1
. 0140 ...	Nationwide	20-2303602	Nationwide Life Tax Credit Partners 2009-I, LLC OH..... OTH.....	Nationwide Life Insurance Company	Other.....	0.010 ...	Nationwide Mutual Insurance Company NO..... 1
. 0140 ...	Nationwide	42-1373380	Nationwide Sales Solutions, Inc. (fka	.. IA..... NIA.....	Nationwide Mutual Insurance Company	Ownership.....	100.000 ...	Nationwide Mutual Insurance Company NO.....
. 0140 ...	Nationwide	75-3191025	Nationwide Member Solutions Agency Inc.) OH..... NIA.....	Nationwide Mutual Insurance Company	Ownership.....	100.000 ...	Nationwide Mutual Insurance Company NO.....
. 0140 ...	Nationwide 23787	31-4177100	Nationwide Mutual Capital, LLC OH..... UDP.....	Other non-Nationwide	Ownership.....	0.000 ...	Other non-Nationwide NO.....
. 0140 ...	Nationwide	34-2012765	Nationwide Mutual Insurance Company OH..... NIA.....	Nationwide Mutual Insurance Company	Ownership.....	100.000 ...	Nationwide Mutual Insurance Company NO.....
. 0140 ...	Nationwide 37877	31-0970750	Nationwide Private Equity Fund, LLC OH..... IA.....	Nationwide Property and Casualty Insurance Company	Ownership.....	100.000 ...	Nationwide Mutual Insurance Company NO.....
. 0140 ...	Nationwide	31-1486309	Nationwide Realty Investors, Ltd. OH..... NIA.....	Nationwide Mutual Insurance Company	Ownership.....	97.120 ...	Nationwide Mutual Insurance Company NO.....
. 0140 ...	Nationwide	31-1486309	Nationwide Realty Investors, Ltd. OH..... NIA.....	Nationwide Indemnity Company	Ownership.....	2.880 ...	Nationwide Mutual Insurance Company NO.....
. 0140 ...	Nationwide	31-1486309	Nationwide Realty Management, LLC OH..... NIA.....	Nationwide Realty Investors, Ltd.	Ownership.....	100.000 ...	Nationwide Mutual Insurance Company NO.....
. 0140 ...	Nationwide	Nationwide Realty Services, Ltd. OH..... NIA.....	Nationwide Realty Services, Ltd.	Ownership.....	100.000 ...	Nationwide Mutual Insurance Company NO.....
. 0140 ...	Nationwide	73-0948330	Nationwide Mutual Insurance Company DE..... NIA.....	NFS Distributors, Inc.	Ownership.....	100.000 ...	Nationwide Mutual Insurance Company NO.....
. 0140 ...	Nationwide	83-2250056	Nationwide Retirement Solutions, Inc. OH..... NIA.....	Nationwide Life and Annuity Insurance Company	Ownership.....	100.000 ...	Nationwide Mutual Insurance Company NO.....
. 0140 ...	Nationwide	36-2434406	Nationwide SBL, LLC OH..... NIA.....	NFS Distributors, Inc.	Ownership.....	100.000 ...	Nationwide Mutual Insurance Company NO.....
. 0140 ...	Nationwide	46-1952215	Nationwide Securities, LLC OH..... NIA.....	Nationwide Life Insurance Company	Other.....	0.010 ...	Nationwide Mutual Insurance Company NO..... 1
. 0140 ...	Nationwide	46-1971926	Nationwide Tax Credit Partners 2013-A, LLC OH..... OTH.....	Nationwide Tax Credit Partners 2013-A, LLC ..	Other.....	0.010 ...	Nationwide Mutual Insurance Company NO..... 1
. 0140 ...	Nationwide	31-1592130 ..	2729677	Nationwide Tax Credit Partners 2013-B, LLC OH..... OTH.....	Nationwide Life Insurance Company	Other.....	0.010 ...	Nationwide Mutual Insurance Company NO..... 1
. 0140 ...	Nationwide	20-5976272	Nationwide Trust Company, FSB US..... NIA.....	Nationwide Financial Services, Inc.	Ownership.....	100.000 ...	Nationwide Mutual Insurance Company NO.....
. 0140 ...	Nationwide	31-0871532	Nationwide Ventures, LLC OH..... NIA.....	Nationwide Mutual Insurance Company	Ownership.....	100.000 ...	Nationwide Mutual Insurance Company NO.....
. 0140 ...	Nationwide	85-4193218	NBS Insurance Agency, Inc. OH..... IA.....	Nationwide Mutual Insurance Company	Ownership.....	100.000 ...	Nationwide Mutual Insurance Company NO.....
. 0140 ...	Nationwide	11-3651828	NCS Arizona, LLC OH..... NIA.....	Nationwide Mutual Insurance Company	Ownership.....	100.000 ...	Nationwide Mutual Insurance Company NO.....
. 0140 ...	Nationwide	31-1630871	ND La Quinta Partners, LLC DE..... NIA.....	Nationwide Realty Investors, Ltd.	Ownership.....	95.000 ...	Nationwide Mutual Insurance Company NO.....
. 0140 ...	Nationwide	NFS Distributors, Inc. DE..... NIA.....	Nationwide Financial Services, Inc.	Ownership.....	100.000 ...	Nationwide Mutual Insurance Company NO.....
. 0140 ...	Nationwide	93-4557312	Nationwide Life and Annuity Insurance Company OH..... NIA.....	Nationwide Mutual Insurance Company	Ownership.....	100.000 ...	Nationwide Mutual Insurance Company NO.....
. 0140 ...	Nationwide	82-5195340	NLAIC REO Holdings, LLC OH..... NIA.....	Nationwide Life Insurance Company	Ownership.....	100.000 ...	Nationwide Mutual Insurance Company NO.....
. 0140 ...	Nationwide	82-5194959	NLIC REO Holdings, LLC OH..... NIA.....	Nationwide Mutual Insurance Company	Ownership.....	100.000 ...	Nationwide Mutual Insurance Company NO.....
. 0140 ...	Nationwide	46-3762545	NMIC REO Holdings, LLC OH..... NIA.....	Nationwide Mutual Insurance Company	Ownership.....	100.000 ...	Nationwide Mutual Insurance Company NO.....
. 0140 ...	Nationwide	20-4939866	NNOV8, LLC OH..... NIA.....	Nationwide Mutual Insurance Company	Ownership.....	100.000 ...	Nationwide Mutual Insurance Company NO.....
. 0140 ...	Nationwide	31-1486309	North of Third, LLC OH..... NIA.....	NRI Equity Land Investments, LLC	Ownership.....	100.000 ...	Nationwide Mutual Insurance Company NO.....
. 0140 ...	Nationwide	31-1486309	NRI Arena, LLC OH..... NIA.....	Nationwide Realty Investors, Ltd.	Ownership.....	100.000 ...	Nationwide Mutual Insurance Company NO.....
. 0140 ...	Nationwide	31-1486309	NRI Brookside, LLC OH..... NIA.....	Nationwide Realty Investors, Ltd.	Ownership.....	100.000 ...	Nationwide Mutual Insurance Company NO.....

ANNUAL STATEMENT FOR THE YEAR 2024 OF THE ALLIED INSURANCE COMPANY OF AMERICA

SCHEDULE Y

PART 1A - DETAIL OF INSURANCE HOLDING COMPANY SYSTEM

1	2	3	4	5	6	7	8	9	10	11	12	13	14	15	16
Group Code	Group Name	NAIC Company Code	ID Number	Federal RSSD	CIK	Name of Securities Exchange if Publicly Traded (U.S. or International)	Names of Parent, Subsidiaries Or Affiliates	Domi-ciliary Loca-tion	Rela-tion-ship to Reporting Entity	Directly Controlled by (Name of Entity/Person)	Type of Control (Ownership, Board, Management, Attorney-in-Fact, Influence, Other)	If Control is Owner-ship Provide Per-cent-age	Ultimate Controlling Entity(ies)/Person(s)	Is an SCA Filing Re-quired? (Yes/No)	*
.0140	Nationwide		31-1486309				NRI Builders, LLC	..OH.....	..NIA.....	Nationwide Realty Investors, Ltd.	Ownership.....	100.000	Nationwide Mutual Insurance Company	...NO.....	
.0140	Nationwide		31-1486309				NRI Cavasson, LLC	..OH.....	..NIA.....	Nationwide Realty Investors, Ltd.	Ownership.....	100.000	Nationwide Mutual Insurance Company	...NO.....	
.0140	Nationwide		31-1486309				NRI Corporate Housing, LLC	..OH.....	..NIA.....	Nationwide Realty Investors, Ltd.	Ownership.....	100.000	Nationwide Mutual Insurance Company	...NO.....	
.0140	Nationwide		31-1486309				NRI Cramer Creek, LLC	..OH.....	..NIA.....	Nationwide Realty Investors, Ltd.	Ownership.....	100.000	Nationwide Mutual Insurance Company	...NO.....	
.0140	Nationwide		20-4939866				NRI Equity Land Investments, LLC	..OH.....	..NIA.....	Nationwide Realty Investors, Ltd.	Ownership.....	80.000	Nationwide Mutual Insurance Company	...NO.....	
.0140	Nationwide		26-0212217				NRI Equity Tampa, LLC	..OH.....	..NIA.....	Nationwide Realty Investors, Ltd.	Ownership.....	100.000	Nationwide Mutual Insurance Company	...NO.....	
.0140	Nationwide		31-1486309				NRI Office Ventures, Ltd	..OH.....	..NIA.....	Nationwide Realty Investors, Ltd.	Ownership.....	100.000	Nationwide Mutual Insurance Company	...NO.....	
.0140	Nationwide		31-1580283				NRI Telecom, LLC	..OH.....	..NIA.....	NID Investments, LLC	Ownership.....	100.000	Nationwide Mutual Insurance Company	...NO.....	
.0140	Nationwide		31-1486309				NRI-Rivulon, LLC	..OH.....	..NIA.....	Nationwide Realty Investors, Ltd.	Ownership.....	100.000	Nationwide Mutual Insurance Company	...NO.....	
.0140	Nationwide		90-0729552				NTCIF-2011, LLC	..OH.....	..NIA.....	Nationwide Mutual Insurance Company	Ownership.....	100.000	Nationwide Mutual Insurance Company	...NO.....	
.0140	Nationwide		27-4700627				NTCP 2011-A, LLC	..OH.....	..OTH.....	Nationwide Life Insurance Company	Other.....	0.010	Nationwide Mutual Insurance Company	...NO.....	1
.0140	Nationwide		46-0741029				NTCP 2012-A, LLC	..OH.....	..OTH.....	Nationwide Life Insurance Company	Other.....	0.010	Nationwide Mutual Insurance Company	...NO.....	1
.0140	Nationwide		46-3309896				NTCP 2013-C, LLC	..OH.....	..OTH.....	Nationwide Life Insurance Company	Other.....	0.010	Nationwide Mutual Insurance Company	...NO.....	1
.0140	Nationwide		46-4111078				NTCP 2014-A, LLC	..OH.....	..OTH.....	Nationwide Life Insurance Company	Other.....	0.010	Nationwide Mutual Insurance Company	...NO.....	1
.0140	Nationwide		47-1404116				NTCP 2014-B, LLC	..OH.....	..OTH.....	Nationwide Life Insurance Company	Other.....	0.010	Nationwide Mutual Insurance Company	...NO.....	1
.0140	Nationwide		47-1413242				NTCP 2014-C, LLC	..OH.....	..NIA.....	Nationwide Life Insurance Company	Ownership.....	100.000	Nationwide Mutual Insurance Company	...NO.....	
.0140	Nationwide		47-3908345				NTCP 2015-A, LLC	..OH.....	..OTH.....	Nationwide Life Insurance Company	Other.....	0.010	Nationwide Mutual Insurance Company	...NO.....	1
.0140	Nationwide		47-4148470				NTCP 2015-B, LLC	..OH.....	..OTH.....	Nationwide Life Insurance Company	Other.....	0.010	Nationwide Mutual Insurance Company	...NO.....	1
.0140	Nationwide		81-3836925				NTCP 2016-A, LLC	..OH.....	..OTH.....	Nationwide Life Insurance Company	Other.....	0.010	Nationwide Mutual Insurance Company	...NO.....	1
.0140	Nationwide		82-2015065				NTCP 2017-A, LLC	..OH.....	..OTH.....	Nationwide Life Insurance Company	Other.....	0.010	Nationwide Mutual Insurance Company	...NO.....	1
.0140	Nationwide		84-1969518				NW Fyrebyrd, LLC	..OH.....	..NIA.....	NNOV8, LLC	Ownership.....	100.000	Nationwide Mutual Insurance Company	...NO.....	
.0140	Nationwide		85-3363961				NW Next, LLC	..OH.....	..NIA.....	NNOV8, LLC	Ownership.....	100.000	Nationwide Mutual Insurance Company	...NO.....	
.0140	Nationwide		81-0936428				NW Private Debt, LLC	..OH.....	..NIA.....	Nationwide Mutual Insurance Company	Ownership.....	100.000	Nationwide Mutual Insurance Company	...NO.....	
.0140	Nationwide		26-1903919				NW REI, LLC	..DE.....	..NIA.....	Nationwide Mutual Insurance Company	Ownership.....	100.000	Nationwide Mutual Insurance Company	...NO.....	
.0140	Nationwide		92-1294202				NW-Adams, LLC	..OH.....	..NIA.....	NW REI, LLC	Ownership.....	100.000	Nationwide Mutual Insurance Company	...NO.....	
.0140	Nationwide		92-1294202				NW-Aureum, LLC	..OH.....	..NIA.....	NW REI (NLI)C, LLC	Ownership.....	100.000	Nationwide Mutual Insurance Company	...NO.....	
.0140	Nationwide		92-2674633				NW-Brandon LLC	..OH.....	..NIA.....	NW REI (NLI)C, LLC	Ownership.....	100.000	Nationwide Mutual Insurance Company	...NO.....	
.0140	Nationwide		87-0847675				NW-Broadway at Surf, LLC	..OH.....	..NIA.....	NMIC REO Holdings, LLC	Ownership.....	100.000	Nationwide Mutual Insurance Company	...NO.....	
.0140	Nationwide		88-2152576				NW-Colfax, LLC	..OH.....	..NIA.....	NW REI (NLA)C, LLC	Ownership.....	100.000	Nationwide Mutual Insurance Company	...NO.....	
.0140	Nationwide		92-0292630				NW-Conroe, LLC	..OH.....	..NIA.....	Nationwide Life Insurance Company	Ownership.....	100.000	Nationwide Mutual Insurance Company	...NO.....	
.0140	Nationwide		87-3648595				NW-Corazon, LLC	..OH.....	..NIA.....	Nationwide Life Insurance Company	Ownership.....	100.000	Nationwide Mutual Insurance Company	...NO.....	
.0140	Nationwide		99-3065627				NW-Denton, LLC	..OH.....	..NIA.....	NW REI, LLC	Ownership.....	100.000	Nationwide Mutual Insurance Company	...NO.....	
.0140	Nationwide		86-3529884				NW-Englewood, LLC	..OH.....	..NIA.....	NW REI (NLI)C, LLC	Ownership.....	100.000	Nationwide Mutual Insurance Company	...NO.....	
.0140	Nationwide		84-4388876				NW-Escalante, LLC	..OH.....	..NIA.....	NW REI, LLC	Ownership.....	100.000	Nationwide Mutual Insurance Company	...NO.....	
.0140	Nationwide		86-1538532				NW-Escalante II, LLC	..OH.....	..NIA.....	NW REI, LLC	Ownership.....	100.000	Nationwide Mutual Insurance Company	...NO.....	
.0140	Nationwide		92-3310596				NW-FSU, LLC	..OH.....	..NIA.....	NW REI (NLI)C, LLC	Ownership.....	100.000	Nationwide Mutual Insurance Company	...NO.....	
.0140	Nationwide		31-1580283				NWD 205 Vine, LLC	..OH.....	..NIA.....	NWD Investments, LLC	Ownership.....	100.000	Nationwide Mutual Insurance Company	...NO.....	
.0140	Nationwide		31-1580283				NWD 225 Nationwide, LLC	..OH.....	..NIA.....	NWD Investments, LLC	Ownership.....	100.000	Nationwide Mutual Insurance Company	...NO.....	
.0140	Nationwide		31-1580283				NWD 230 West, LLC	..OH.....	..NIA.....	NWD Investments, LLC	Ownership.....	100.000	Nationwide Mutual Insurance Company	...NO.....	
.0140	Nationwide		31-1580283				NWD 240 Nationwide, LLC	..OH.....	..NIA.....	NWD Investments, LLC	Ownership.....	100.000	Nationwide Mutual Insurance Company	...NO.....	
.0140	Nationwide		31-1580283				NWD 250 Brodbelt, LLC	..OH.....	..NIA.....	NWD Investments, LLC	Ownership.....	100.000	Nationwide Mutual Insurance Company	...NO.....	
.0140	Nationwide		31-1580283				NWD 250 West, LLC	..OH.....	..NIA.....	NWD Investments, LLC	Ownership.....	100.000	Nationwide Mutual Insurance Company	...NO.....	
.0140	Nationwide		31-1580283				NWD 265 Neil, LLC	..OH.....	..NIA.....	NWD Investments, LLC	Ownership.....	100.000	Nationwide Mutual Insurance Company	...NO.....	
.0140	Nationwide		31-1580283				NWD 275 Marconi, LLC	..OH.....	..NIA.....	NWD Investments, LLC	Ownership.....	100.000	Nationwide Mutual Insurance Company	...NO.....	
.0140	Nationwide		31-1580283				NWD 300 Neil, LLC	..OH.....	..NIA.....	NWD Investments, LLC	Ownership.....	100.000	Nationwide Mutual Insurance Company	...NO.....	
.0140	Nationwide		31-1580283				NWD 300 Spring, LLC	..OH.....	..NIA.....	NWD Investments, LLC	Ownership.....	100.000	Nationwide Mutual Insurance Company	...NO.....	
.0140	Nationwide		31-1580283				NWD 355 McConnell, LLC	..OH.....	..NIA.....	NWD Investments, LLC	Ownership.....	100.000	Nationwide Mutual Insurance Company	...NO.....	
.0140	Nationwide		31-1580283				NWD 425 Nationwide, LLC	..OH.....	..NIA.....	NWD Investments, LLC	Ownership.....	100.000	Nationwide Mutual Insurance Company	...NO.....	
.0140	Nationwide		31-1580283				NWD 500 Nationwide, LLC	..OH.....	..NIA.....	NWD Investments, LLC	Ownership.....	100.000	Nationwide Mutual Insurance Company	...NO.....	

ANNUAL STATEMENT FOR THE YEAR 2024 OF THE ALLIED INSURANCE COMPANY OF AMERICA

SCHEDULE Y

PART 1A - DETAIL OF INSURANCE HOLDING COMPANY SYSTEM

1	2	3	4	5	6	7	8	9	10	11	12	13	14	15	16
Group Code	Group Name	NAIC Company Code	ID Number	Federal RSSD	CIK	Name of Securities Exchange if Publicly Traded (U.S. or International)	Names of Parent, Subsidiaries Or Affiliates	Domi-ciliary Location	Relation-ship to Reporting Entity	Directly Controlled by (Name of Entity/Person)	Type of Control (Ownership, Board, Management, Attorney-in-Fact, Influence, Other)	If Control is Owner-ship Provide Percen-tage	Ultimate Controlling Entity(ies)/Person(s)	Is an SCA Filing Re-quired? (Yes/No)	*
. 0140 ...	Nationwide	31-1580283	NWD Arena Crossing, LLC OH.....	.. NIA.....	NWD Investments, LLC	Ownership.....	100.000 ...	Nationwide Mutual Insurance Company NO.....
. 0140 ...	Nationwide	31-1580283	NWD Arena District I, LLC OH.....	.. NIA.....	NWD Investments, LLC	Ownership.....	100.000 ...	Nationwide Mutual Insurance Company NO.....
. 0140 ...	Nationwide	31-1580283	NWD Arena District II, LLC OH.....	.. NIA.....	NWD Investments, LLC	Ownership.....	100.000 ...	Nationwide Mutual Insurance Company NO.....
. 0140 ...	Nationwide	31-1580283	NWD Arena District MM, LLC OH.....	.. NIA.....	NWD Investments, LLC	Ownership.....	100.000 ...	Nationwide Mutual Insurance Company NO.....
. 0140 ...	Nationwide	31-1580283	NWD Arena District PW, LLC OH.....	.. NIA.....	NWD Investments, LLC	Ownership.....	100.000 ...	Nationwide Mutual Insurance Company NO.....
. 0140 ...	Nationwide	31-1580283	NWD Arena District V, LLC OH.....	.. NIA.....	NWD Investments, LLC	Ownership.....	100.000 ...	Nationwide Mutual Insurance Company NO.....
. 0140 ...	Nationwide	31-1580283	NWD Athletic Club, LLC OH.....	.. NIA.....	NWD Investments, LLC	Ownership.....	100.000 ...	Nationwide Mutual Insurance Company NO.....
. 0140 ...	Nationwide	88-2975730	NW-Boise, LLC OH.....	.. NIA.....	Nationwide Life Insurance Company	Ownership.....	100.000 ...	Nationwide Mutual Insurance Company NO.....
. 0140 ...	Nationwide	31-1580283	NWD Brodbelt, LLC OH.....	.. NIA.....	NWD Investments, LLC	Ownership.....	100.000 ...	Nationwide Mutual Insurance Company NO.....
. 0140 ...	Nationwide	30-0876022	NWD Franklinton, LLC OH.....	.. NIA.....	Nationwide Realty Investors, Ltd.	Ownership.....	80.000 ...	Nationwide Mutual Insurance Company NO.....
. 0140 ...	Nationwide	31-4118665	NWD HP, LLC OH.....	.. NIA.....	NWD Investments, LLC	Ownership.....	75.000 ...	Nationwide Mutual Insurance Company NO.....
. 0140 ...	Nationwide	31-1580283	NWD Investments, LLC OH.....	.. NIA.....	Nationwide Realty Investors, Ltd.	Ownership.....	80.000 ...	Nationwide Mutual Insurance Company NO.....
. 0140 ...	Nationwide	31-1486309	NWGH, LLC OH.....	.. NIA.....	Nationwide Realty Investors, Ltd.	Ownership.....	75.000 ...	Nationwide Mutual Insurance Company NO.....
. 0140 ...	Nationwide	87-3124154	NW-Gallatin, LLC OH.....	.. NIA.....	Nationwide Life Insurance Company	Ownership.....	100.000 ...	Nationwide Mutual Insurance Company NO.....
. 0140 ...	Nationwide	92-2943602	NW-Holly Springs, LLC OH.....	.. NIA.....	Nationwide Mutual Insurance Company	Ownership.....	100.000 ...	Nationwide Mutual Insurance Company NO.....
. 0140 ...	Nationwide	86-2431839	NW-Hub13, LLC OH.....	.. NIA.....	NW REI, LLC	Ownership.....	100.000 ...	Nationwide Mutual Insurance Company NO.....
. 0140 ...	Nationwide	92-3558072	NW-Huntersville, LLC OH.....	.. NIA.....	NW REI, LLC	Ownership.....	100.000 ...	Nationwide Mutual Insurance Company NO.....
. 0140 ...	Nationwide	47-2482818	NW-Jasper WAG, LLC OH.....	.. NIA.....	NW REI, LLC	Ownership.....	100.000 ...	Nationwide Mutual Insurance Company NO.....
. 0140 ...	Nationwide	87-3767006	NW-Kingsbury, LLC OH.....	.. NIA.....	Nationwide Life Insurance Company	Ownership.....	100.000 ...	Nationwide Mutual Insurance Company NO.....
. 0140 ...	Nationwide	81-5146596	NW-Logan, LLC OH.....	.. NIA.....	NW REI, LLC	Ownership.....	100.000 ...	Nationwide Mutual Insurance Company NO.....
. 0140 ...	Nationwide	87-1565013	NW-Midtown, LLC OH.....	.. NIA.....	NW REI, LLC	Ownership.....	100.000 ...	Nationwide Mutual Insurance Company NO.....
. 0140 ...	Nationwide	88-2595124	NW-OG, LLC OH.....	.. NIA.....	NW REI, LLC	Ownership.....	100.000 ...	Nationwide Mutual Insurance Company NO.....
. 0140 ...	Nationwide	83-2260477	NW-ORBD, LLC OH.....	.. NIA.....	NW REI (NMFIC), LLC	Ownership.....	100.000 ...	Nationwide Mutual Insurance Company NO.....
. 0140 ...	Nationwide	93-1728625	NW-Pleasant Prairie, LLC OH.....	.. NIA.....	NW REI (NLIC), LLC	Ownership.....	100.000 ...	Nationwide Mutual Insurance Company NO.....
. 0140 ...	Nationwide	47-2449044	NW-Promenade at Madison, LLC OH.....	.. NIA.....	NW REI, LLC	Ownership.....	100.000 ...	Nationwide Mutual Insurance Company NO.....
. 0140 ...	Nationwide	87-1367836	NW-Rancho, LLC OH.....	.. NIA.....	NW REI, LLC	Ownership.....	100.000 ...	Nationwide Mutual Insurance Company NO.....
. 0140 ...	Nationwide	88-1405151	NW-Riverchase, LLC OH.....	.. NIA.....	Nationwide Life Insurance Company	Ownership.....	100.000 ...	Nationwide Mutual Insurance Company NO.....
. 0140 ...	Nationwide	86-3702669	NW-RPG Cranberry, LLC OH.....	.. NIA.....	NW REI, LLC	Ownership.....	100.000 ...	Nationwide Mutual Insurance Company NO.....
. 0140 ...	Nationwide	87-3273918	NW-San Marco, LLC OH.....	.. NIA.....	Nationwide Life Insurance Company	Ownership.....	100.000 ...	Nationwide Mutual Insurance Company NO.....
. 0140 ...	Nationwide	87-3289289	NW-San Pablo, LLC OH.....	.. NIA.....	NW REI, LLC	Ownership.....	100.000 ...	Nationwide Mutual Insurance Company NO.....
. 0140 ...	Nationwide	81-3212025	NW-Springfield, LLC OH.....	.. NIA.....	NW REI, LLC	Ownership.....	100.000 ...	Nationwide Mutual Insurance Company NO.....
. 0140 ...	Nationwide	93-2022585	NW-Spring Hill, LLC OH.....	.. NIA.....	NW REI, LLC	Ownership.....	100.000 ...	Nationwide Mutual Insurance Company NO.....
. 0140 ...	Nationwide	92-2878794	NW-SR-16, LLC OH.....	.. NIA.....	NW REI, LLC	Ownership.....	100.000 ...	Nationwide Mutual Insurance Company NO.....
. 0140 ...	Nationwide	92-0677233	NW-UNCC, LLC OH.....	.. NIA.....	NW REI (NLIC), LLC	Ownership.....	100.000 ...	Nationwide Mutual Insurance Company NO.....
. 0140 ...	Nationwide	81-1603024	NW REI (NLAIC), LLC OH.....	.. NIA.....	Nationwide Life and Annuity Insurance Company	Ownership.....	100.000 ...	Nationwide Mutual Insurance Company NO.....
. 0140 ...	Nationwide	81-1619428	NW REI (NLIC), LLC OH.....	.. NIA.....	Nationwide Life Insurance Company	Ownership.....	100.000 ...	Nationwide Mutual Insurance Company NO.....
. 0140 ...	Nationwide	81-1861190	NW REI (NMIC), LLC OH.....	.. NIA.....	Nationwide Mutual Insurance Company	Ownership.....	100.000 ...	Nationwide Mutual Insurance Company NO.....
. 0140 ...	Nationwide	31-0947092	OCH Company, LLC OH.....	.. NIA.....	Nationwide Realty Investors, Ltd.	Ownership.....	100.000 ...	Nationwide Mutual Insurance Company NO.....
.....	26-0263012	Old Track Street Owners Association, Inc. OH.....	.. OTH.....	Other non-Nationwide	Other.....	0.000 ...	Other non-Nationwide NO.....	2
. 0140 ...	Nationwide ...	13999	27-1712056	Olentangy Reinsurance, LLC VT.....	.. IA.....	Company	Ownership.....	100.000 ...	Nationwide Mutual Insurance Company NO.....
. 0140 ...	Nationwide	31-1486309	Perimeter A, Ltd. OH.....	.. NIA.....	Nationwide Realty Investors, Ltd.	Ownership.....	100.000 ...	Nationwide Mutual Insurance Company NO.....
. 0140 ...	Nationwide	20-4939866	Rail Street Parking, LLC OH.....	.. NIA.....	NRI Equity Land Investments, LLC	Ownership.....	100.000 ...	Nationwide Mutual Insurance Company NO.....
.....	Registered Investment Advisors Services, Inc.
. 0140 ...	Nationwide	75-2938844 TX.....	.. NIA.....	Nationwide Financial Services, Inc.	Ownership.....	100.000 ...	Nationwide Mutual Insurance Company NO.....
. 0140 ...	Nationwide	82-0549218	Retention Alternatives Ltd. BMJ.....	.. IA.....	Nationwide Mutual Insurance Company	Ownership.....	100.000 ...	Nationwide Mutual Insurance Company NO.....
. 0140 ...	Nationwide ...	15580	31-1117969	Scottsdale Indemnity Company OH.....	.. IA.....	Nationwide Mutual Insurance Company	Ownership.....	100.000 ...	Nationwide Mutual Insurance Company NO.....
. 0140 ...	Nationwide ...	41297	31-1024978	Scottsdale Insurance Company OH.....	.. IA.....	Nationwide Mutual Insurance Company	Ownership.....	100.000 ...	Nationwide Mutual Insurance Company NO.....

ANNUAL STATEMENT FOR THE YEAR 2024 OF THE ALLIED INSURANCE COMPANY OF AMERICA

SCHEDULE Y

PART 1A - DETAIL OF INSURANCE HOLDING COMPANY SYSTEM

1	2	3	4	5	6	7	8	9	10	11	12	13	14	15	16
Group Code	Group Name	NAIC Company Code	ID Number	Federal RSSD	CIK	Name of Securities Exchange if Publicly Traded (U.S. or International)	Names of Parent, Subsidiaries Or Affiliates	Domi-ciliary Loca-tion	Relation-ship to Reporting Entity	Directly Controlled by (Name of Entity/Person)	Type of Control (Ownership, Board, Management, Attorney-in-Fact, Influence, Other)	If Control is Owner-ship Provide Percen-tage	Ultimate Controlling Entity(ies)/Person(s)	Is an SCA Filing Re-quired? (Yes/No)	*
. 0140 ...	Nationwide 10672	86-0835870	Scottsdale Surplus Lines Insurance Company AZ..... IA.....	Scottsdale Insurance Company	Ownership.....	100.000 ...	Nationwide Mutual Insurance Company NO.....
. 0140 ...	Nationwide 31-1610040 ..	31-1610040	The Waterfront Partners, LLC OH..... NIA.....	Nationwide Realty Investors, Ltd.	Ownership.....	50.000 ...	Nationwide Mutual Insurance Company NO.....
. 0140 ...	Nationwide 36269	86-0619597	Titan Insurance Company MI..... IA.....	Nationwide Mutual Insurance Company	Ownership.....	100.000 ...	Nationwide Mutual Insurance Company NO.....
. 0140 ...	Nationwide 75-1284530 ..	75-1284530	Titan Insurance Services, Inc. TX..... IA.....	Nationwide Mutual Insurance Company	Ownership.....	100.000 ...	Nationwide Mutual Insurance Company NO.....
. 0140 ...	Nationwide 33-0160222 ..	33-0160222	V.P.I. Services, Inc. CA..... IA.....	Veterinary Pet Insurance Company	Ownership.....	100.000 ...	Nationwide Mutual Insurance Company NO.....
. 0140 ...	Nationwide 42285	95-3750113	Veterinary Pet Insurance Company OH..... IA.....	Scottsdale Insurance Company	Ownership.....	100.000 ...	Nationwide Mutual Insurance Company NO.....
. 0140 ...	Nationwide 42889	34-1394913	Victoria Fire & Casualty Company OH..... IA.....	Nationwide Mutual Insurance Company	Ownership.....	100.000 ...	Nationwide Mutual Insurance Company NO.....
. 0140 ...	Nationwide 10105	34-1777972	Victoria Select Insurance Company OH..... IA.....	Victoria Fire & Casualty Insurance Company	Ownership.....	100.000 ...	Nationwide Mutual Insurance Company NO.....

Asterisk	Explanation
1	Nationwide retains management responsibility for these entities, despite a minority ownership stake.
2	Other ownership indicates a non-ownership circumstance by a Nationwide entity.

ANNUAL STATEMENT FOR THE YEAR 2024 OF THE ALLIED INSURANCE COMPANY OF AMERICA

SCHEDULE Y

PART 2 - SUMMARY OF INSURER'S TRANSACTIONS WITH ANY AFFILIATES

1	2	3	4	5	6	7	8	9	10	11	12	13
NAIC Company Code	ID Number	Names of Insurers and Parent, Subsidiaries or Affiliates	Shareholder Dividends	Capital Contributions	Purchases, Sales or Exchanges of Loans, Securities, Real Estate, Mortgage Loans or Other Investments	Income/ (Disbursements) Incurred in Connection with Guarantees or Undertakings for the Benefit of any Affiliate(s)	Management Agreements and Service Contracts	Income/ (Disbursements) Incurred Under Reinsurance Agreements	*	Any Other Material Activity Not in the Ordinary Course of the Insurer's Business	Totals	Reinsurance Recoverable/ (Payable) on Losses and/or Reserve Credit Taken/(Liability)
10127	27-0114983	Allied Insurance Company of America							*			132,422,915
42579	42-1201931	Allied Property & Casualty Insurance Company							*			529,938,897
19100	42-6054959	AMCO Insurance Company							*			764,152,957
29262	74-1061659	Colonial County Mutual Insurance Company							*			171,575,497
18961	68-0066866	Crestbrook Insurance Company							*			696,401,134
42587	42-1207150	Depositors Insurance Company							*			559,089,761
	33-0096671	DVM Insurance Agency, Inc		818,036							818,036	
15821	47-4523959	Eagle Captive Reinsurance, LLC	(684,000,000)								(684,000,000)	(4,027,854,973)
22209	75-6013587	Freedom Specialty Insurance Company										969,654,828
23582	41-0417250	Harleysville Insurance Company							*			487,739,436
42900	16-1075588	Harleysville Insurance Company of New Jersey							*			186,515,024
10674	23-2864924	Harleysville Insurance Company of New York							*			405,524,392
35696	23-2384978	Harleysville Preferred Insurance Company							*			180,553,547
26182	04-1989660	Harleysville Worcester Insurance Company							*			396,874,608
11991	38-0865250	National Casualty Company							*			2,363,269,380
26093	48-0470690	Nationwide Affinity Insurance Company of America							*			335,207,948
	14-1990660	Nationwide Affordable Housing Fund 33, LLC										
			5,001								5,001	
28223	42-1015537	Nationwide Agribusiness Insurance Company							*			982,871,083
	20-8670712	Nationwide Asset Management, LLC	(5,000,000)								(5,000,000)	
10723	95-0639970	Nationwide Assurance Company							*			391,806,461
	31-1486870	Nationwide Financial Services, Inc		(100,000,000)							(100,000,000)	
23760	31-4425763	Nationwide General Insurance Company							*			1,719,641,096
10070	31-1399201	Nationwide Indemnity Company							*			985,578,469
25453	95-2130882	Nationwide Insurance Company of America							*			1,572,726,430
10948	31-1613686	Nationwide Insurance Company of Florida							*			95,276,961
92657	31-1000740	Nationwide Life and Annuity Insurance Company		394,000,000							394,000,000	2,982,317,549
66869	31-4156830	Nationwide Life Insurance Company	684,000,000	(300,000,000)							384,000,000	1,045,537,424
	75-3191025	Nationwide Mutual Capital, LLC	109,550								109,550	
23787	31-4177100	Nationwide Mutual Insurance Company	1,915,643	(117,657,620)					*		(115,741,977)	(21,312,466,463)
	34-2012765	Nationwide Private Equity Fund, LLC	155,028	10,360							165,388	
37877	31-0970750	Nationwide Property & Casualty Insurance Company		8,298,891					*		8,298,891	1,277,341,983
	31-1486309	Nationwide Realty Investors		19,032,000							19,032,000	
	83-2250056	Nationwide SBL, LLC		6,000,000							6,000,000	
	20-5976272	Nationwide Ventures, LLC		7,475,712							7,475,712	
	85-4193218	NCS Arizona, LLC		2,200,000							2,200,000	
	82-5194959	NMIC REO Holdings, LLC		357,000							357,000	
	46-3762545	NNOV8, LLC		38,500,000							38,500,000	

ANNUAL STATEMENT FOR THE YEAR 2024 OF THE ALLIED INSURANCE COMPANY OF AMERICA

SCHEDULE Y

PART 2 - SUMMARY OF INSURER’S TRANSACTIONS WITH ANY AFFILIATES

1	2	3	4	5	6	7	8	9	10	11	12	13
NAIC Company Code	ID Number	Names of Insurers and Parent, Subsidiaries or Affiliates	Shareholder Dividends	Capital Contributions	Purchases, Sales or Exchanges of Loans, Securities, Real Estate, Mortgage Loans or Other Investments	Income/ (Disbursements) Incurred in Connection with Guarantees or Undertakings for the Benefit of any Affiliate(s)	Management Agreements and Service Contracts	Income/ (Disbursements) Incurred Under Reinsurance Agreements	*	Any Other Material Activity Not in the Ordinary Course of the Insurer's Business	Totals	Reinsurance Recoverable/ (Payable) on Losses and/or Reserve Credit Taken/(Liability)
.....	26-1903919	NW REI, LLC 41,783,657 41,783,657
.....	82-4282099	OYS Fund, LLC 749,778 749,778
.....	20-1169305	Prisma Polyphony Fund, LLC 2,065,000 2,065,000
..... 15580	31-1117969	Scottsdale Indemnity Company 554,660,756
..... 41297	31-1024978	Scottsdale Insurance Company	* 5,318,400,771
..... 10672	86-0835870	Scottsdale Surplus Lines Insurance Company 79,306,381
..... 36269	86-0619597	Titan Insurance Company (11,479)
..... 42285	95-3750113	Veterinary Pet Insurance Company (818,036)	* (818,036) 153,865,640
..... 42889	34-1394913	Victoria Fire & Casualty Company	* 1,768,723
..... 10105	34-1777972	Victoria Select Insurance Company 312,864
9999999 Control Totals									XXX			

ANNUAL STATEMENT FOR THE YEAR 2024 OF THE ALLIED INSURANCE COMPANY OF AMERICA

SCHEDULE Y

PART 3 - ULTIMATE CONTROLLING PARTY AND LISTING OF OTHER U.S. INSURANCE GROUPS OR ENTITIES UNDER THAT ULTIMATE CONTROLLING PARTY'S CONTROL

1	2	3	4	5	6	7	8
		Ownership Percentage Column 2 of Column 1	Granted Disclaimer of Control/ Affiliation of Column 2 Over Column 1 (Yes/No)			Ownership Percentage (Column 5 of Column 6)	Granted Disclaimer of Control/ Affiliation of Column 5 Over Column 6 (Yes/No)
Insurers in Holding Company	Owners with Greater Than 10% Ownership			Ultimate Controlling Party	U.S. Insurance Groups or Entities Controlled by Column 5		
Allied Insurance Company of America	Nationwide Mutual Insurance Company	100.000	NO.....	Nationwide Mutual Insurance Company	Nationwide	100.000	NO.....
Allied Property & Casualty Insurance Company	Nationwide Mutual Insurance Company	100.000	NO.....	Nationwide Mutual Insurance Company	Nationwide	100.000	NO.....
AMCO Insurance Company	Nationwide Mutual Insurance Company	100.000	NO.....	Nationwide Mutual Insurance Company	Nationwide	100.000	NO.....
Colonial County Mutual Insurance Company	Lone Star General Agency, Inc.	100.000	NO.....	Nationwide Mutual Insurance Company	Nationwide	100.000	NO.....
Crestbrook Insurance Company	Nationwide Mutual Insurance Company	100.000	NO.....	Nationwide Mutual Insurance Company	Nationwide	100.000	NO.....
Depositors Insurance Company	Nationwide Mutual Insurance Company	100.000	NO.....	Nationwide Mutual Insurance Company	Nationwide	100.000	NO.....
Eagle Captive Reinsurance, LLC	Nationwide Life Insurance Company	100.000	NO.....	Nationwide Mutual Insurance Company	Nationwide	100.000	NO.....
Freedom Specialty Insurance Company	Scottsdale Insurance Company	100.000	NO.....	Nationwide Mutual Insurance Company	Nationwide	100.000	NO.....
Harleysville Insurance Company	Nationwide Mutual Insurance Company	100.000	NO.....	Nationwide Mutual Insurance Company	Nationwide	100.000	NO.....
Harleysville Insurance Company of New Jersey	Nationwide Mutual Insurance Company	100.000	NO.....	Nationwide Mutual Insurance Company	Nationwide	100.000	NO.....
Harleysville Insurance Company of New York	Nationwide Mutual Insurance Company	100.000	NO.....	Nationwide Mutual Insurance Company	Nationwide	100.000	NO.....
Harleysville Preferred Insurance Company	Nationwide Mutual Insurance Company	100.000	NO.....	Nationwide Mutual Insurance Company	Nationwide	100.000	NO.....
Harleysville Worcester Insurance Company	Nationwide Mutual Insurance Company	100.000	NO.....	Nationwide Mutual Insurance Company	Nationwide	100.000	NO.....
Jefferson National Life Insurance Company	Nationwide Life Insurance Company	100.000	NO.....	Nationwide Mutual Insurance Company	Nationwide	100.000	NO.....
Jefferson National Life Insurance Company of New York	Jefferson National Life Insurance Company	100.000	NO.....	Nationwide Mutual Insurance Company	Nationwide	100.000	NO.....
National Casualty Company	Nationwide Mutual Insurance Company	100.000	NO.....	Nationwide Mutual Insurance Company	Nationwide	100.000	NO.....
Nationwide Affinity Insurance Company of America ...	Nationwide Mutual Insurance Company	100.000	NO.....	Nationwide Mutual Insurance Company	Nationwide	100.000	NO.....
Nationwide Agribusiness Insurance Company	Nationwide Mutual Insurance Company	100.000	NO.....	Nationwide Mutual Insurance Company	Nationwide	100.000	NO.....
Nationwide Assurance Company	Nationwide Mutual Insurance Company	100.000	NO.....	Nationwide Mutual Insurance Company	Nationwide	100.000	NO.....
Nationwide General Insurance Company	Nationwide Mutual Insurance Company	100.000	NO.....	Nationwide Mutual Insurance Company	Nationwide	100.000	NO.....
Nationwide Indemnity Company	Nationwide Mutual Insurance Company	100.000	NO.....	Nationwide Mutual Insurance Company	Nationwide	100.000	NO.....
Nationwide Insurance Company of America	Nationwide Mutual Insurance Company	100.000	NO.....	Nationwide Mutual Insurance Company	Nationwide	100.000	NO.....
Nationwide Insurance Company of Florida	Nationwide Mutual Insurance Company	100.000	NO.....	Nationwide Mutual Insurance Company	Nationwide	100.000	NO.....
Nationwide Life and Annuity Insurance Company	Nationwide Life Insurance Company	100.000	NO.....	Nationwide Mutual Insurance Company	Nationwide	100.000	NO.....
Nationwide Life Insurance Company	Nationwide Financial Services, Inc.	100.000	NO.....	Nationwide Mutual Insurance Company	Nationwide	100.000	NO.....
Nationwide Mutual Insurance Company	n/a			Nationwide Mutual Insurance Company	Nationwide		NO.....
Nationwide Property & Casualty Insurance Company ...	Nationwide Mutual Insurance Company	100.000	NO.....	Nationwide Mutual Insurance Company	Nationwide	100.000	NO.....
Olentangy Reinsurance, LLC	Nationwide Life and Annuity Insurance Company	100.000	NO.....	Nationwide Mutual Insurance Company	Nationwide	100.000	NO.....
Scottsdale Indemnity Company	Nationwide Mutual Insurance Company	100.000	NO.....	Nationwide Mutual Insurance Company	Nationwide	100.000	NO.....
Scottsdale Insurance Company	Nationwide Mutual Insurance Company	100.000	NO.....	Nationwide Mutual Insurance Company	Nationwide	100.000	NO.....
Scottsdale Surplus Lines Insurance Company	Scottsdale Insurance Company	100.000	NO.....	Nationwide Mutual Insurance Company	Nationwide	100.000	NO.....
Titan Insurance Company	Nationwide Mutual Insurance Company	100.000	NO.....	Nationwide Mutual Insurance Company	Nationwide	100.000	NO.....
Veterinary Pet Insurance Company	Scottsdale Insurance Company	100.000	NO.....	Nationwide Mutual Insurance Company	Nationwide	100.000	NO.....
Victoria Fire & Casualty Company	Nationwide Mutual Insurance Company	100.000	NO.....	Nationwide Mutual Insurance Company	Nationwide	100.000	NO.....
Victoria Select Insurance Company	Victoria Fire & Casualty Company	100.000	NO.....	Nationwide Mutual Insurance Company	Nationwide	100.000	NO.....

ANNUAL STATEMENT FOR THE YEAR 2024 OF THE ALLIED INSURANCE COMPANY OF AMERICA

SUPPLEMENTAL EXHIBITS AND SCHEDULES INTERROGATORIES

REQUIRED FILINGS

The following supplemental reports are required to be filed as part of your statement filing unless specifically waived by the domiciliary state. However, in the event that your domiciliary state waives the filing requirement, your response of **WAIVED** to the specific interrogatory will be accepted in lieu of filing a “NONE” report and a bar code will be printed below. If the supplement is required of your company but is not being filed for whatever reason enter **SEE EXPLANATION** and provide an explanation following the interrogatory questions.








		Responses
MARCH FILING		
1.	Will an actuarial opinion be filed by March 1?	YES
2.	Will the Supplemental Compensation Exhibit be filed with the state of domicile by March 1?	YES
3.	Will the confidential Risk-based Capital Report be filed with the NAIC by March 1?.....	YES
4.	Will the confidential Risk-based Capital Report be filed with the state of domicile, if required by March 1?.....	YES
APRIL FILING		
5.	Will the Insurance Expense Exhibit be filed with the state of domicile and the NAIC by April 1?	YES
6.	Will Management’s Discussion and Analysis be filed by April 1?	YES
7.	Will the Supplemental Investment Risk Interrogatories be filed by April 1?	YES
MAY FILING		
8.	Will this company be included in a combined annual statement which is filed with the NAIC by May 1?	YES
JUNE FILING		
9.	Will an audited financial report be filed by June 1?	YES
10.	Will Accountant's Letter of Qualifications be filed with the state of domicile and electronically with the NAIC by June 1?	YES

SUPPLEMENTAL FILINGS

The following supplemental reports are required to be filed as part of your annual statement filing **if your company is engaged in the type of business covered by the supplement. However, in the event that your company does not transact the type of business for which the special report must be filed, your response of NO to the specific interrogatory will be accepted in lieu of filing a “NONE” report and a bar code will be printed below.** If the supplement is required of your company but is not being filed for whatever reason enter **SEE EXPLANATION** and provide an explanation following the interrogatory questions.











MARCH FILING		
11.	Will Schedule SIS (Stockholder Information Supplement) be filed with the state of domicile by March 1?	NO
12.	Will the Financial Guaranty Insurance Exhibit be filed by March 1?.....	NO
13.	Will the Medicare Supplement Insurance Experience Exhibit be filed with the state of domicile and the NAIC by March 1?.....	NO
14.	Will Supplement A to Schedule T (Medical Professional Liability Supplement) be filed by March 1?	NO
15.	Will the Trusteed Surplus Statement be filed with the state of domicile and the NAIC by March 1?	NO
16.	Will the Premiums Attributed to Protected Cells Exhibit be filed by March 1?	NO
17.	Will the Reinsurance Summary Supplemental Filing for General Interrogatory 9 be filed with the state of domicile and the NAIC by March 1? ...	NO
18.	Will the Medicare Part D Coverage Supplement be filed with the state of domicile and the NAIC by March 1?.....	NO
19.	Will the confidential Actuarial Opinion Summary be filed with the state of domicile, if required, by March 15 (or the date otherwise specified)?..	YES
20.	Will the Reinsurance Attestation Supplement be filed with the state of domicile and the NAIC by March 1?	YES
21.	Will the Exceptions to the Reinsurance Attestation Supplement be filed with the state of domicile by March 1?	NO
22.	Will the Bail Bond Supplement be filed with the state of domicile and the NAIC by March 1?	NO
23.	Will the Director and Officer Insurance Coverage Supplement be filed with the state of domicile and the NAIC by March 1?	YES
24.	Will an approval from the reporting entity’s state of domicile for relief related to the five-year rotation requirement for lead audit partner be filed electronically with the NAIC by March 1?	NO
25.	Will an approval from the reporting entity’s state of domicile for relief related to the one-year cooling off period for independent CPA be filed electronically with the NAIC by March 1?	NO
26.	Will an approval from the reporting entity’s state of domicile for relief related to the Requirements for Audit Committees be filed electronically with the NAIC by March 1?.....	NO
27.	Will the Supplemental Schedule for Reinsurance Counterparty Reporting Exception - Asbestos and Pollution Contracts be filed with the state of domicile and the NAIC by March 1?.....	NO
28.	Will the Exhibit of Other Liabilities by Lines of Business be filed with the state of domicile and the NAIC by March 1?.....	YES
29.	Will the Market Conduct Annual Statement (MCAS) Premium Exhibit for Year be filed with appropriate jurisdictions and with the NAIC by March 1?.....	NO
APRIL FILING		
30.	Will the Credit Insurance Experience Exhibit be filed with the state of domicile and the NAIC by April 1?	NO
31.	Will the Long-term Care Experience Reporting Forms be filed with the state of domicile and the NAIC by April 1?	NO
32.	Will the Accident and Health Policy Experience Exhibit be filed by April 1?	NO
33.	Will the Supplemental Health Care Exhibit (Parts 1 and 2) be filed with the state of domicile and the NAIC by April 1?	NO
34.	Will the Cybersecurity Insurance Coverage Supplement be filed with the state of domicile and the NAIC by April 1?	YES
35.	Will the Life, Health & Annuity Guaranty Association Assessable Premium Exhibit - Parts 1 and 2 be filed with the state of domicile and the NAIC by April 1?	NO
36.	Will the Private Flood Insurance Supplement be filed with the state of domicile and the NAIC by April 1?	YES
37.	Will the Mortgage Guaranty Insurance Exhibit be filed with the state of domicile and the NAIC by April 1?	NO
AUGUST FILING		
38.	Will Management’s Report of Internal Control Over Financial Reporting be filed with the state of domicile by August 1?	YES
Explanations:		
11.		
12.		
13.		
14.		
15.		
16.		
17.		
18.		
21.		
22.		
24.		
25.		
26.		
27.		
29.		
30.		
31.		
32.		
33.		
35.		
37.		

Bar Codes:

11.	SIS Stockholder Information Supplement [Document Identifier 420]	
12.	Financial Guaranty Insurance Exhibit [Document Identifier 240]	
13.	Medicare Supplement Insurance Experience Exhibit [Document Identifier 360]	
14.	Supplement A to Schedule T [Document Identifier 455]	
15.	Trusteed Surplus Statement [Document Identifier 490]	
16.	Premiums Attributed to Protected Cells Exhibit [Document Identifier 385]	
17.	Reinsurance Summary Supplemental Filing [Document Identifier 401]	

ANNUAL STATEMENT FOR THE YEAR 2024 OF THE ALLIED INSURANCE COMPANY OF AMERICA

SUPPLEMENTAL EXHIBITS AND SCHEDULES INTERROGATORIES

18.	Medicare Part D Coverage Supplement [Document Identifier 365]	 1 0 1 2 7 2 0 2 4 3 6 5 0 0 0 0 0 0
21.	Exceptions to the Reinsurance Attestation Supplement [Document Identifier 400]	 1 0 1 2 7 2 0 2 4 4 0 0 0 0 0 0 0 0
22.	Bail Bond Supplement [Document Identifier 500]	 1 0 1 2 7 2 0 2 4 5 0 0 0 0 0 0 0 0
24.	Relief from the five-year rotation requirement for lead audit partner [Document Identifier 224]	 1 0 1 2 7 2 0 2 4 2 2 4 0 0 0 0 0 0
25.	Relief from the one-year cooling off period for independent CPA [Document Identifier 225]	 1 0 1 2 7 2 0 2 4 2 2 5 0 0 0 0 0 0
26.	Relief from the Requirements for Audit Committees [Document Identifier 226]	 1 0 1 2 7 2 0 2 4 2 2 6 0 0 0 0 0 0
27.	Reinsurance Counterparty Reporting Exception – Asbestos and Pollution Contracts [Document Identifier 555]	 1 0 1 2 7 2 0 2 4 5 5 5 0 0 0 0 0 0
29.	Market Conduct Annual Statement (MCAS) Premium Exhibit [Document Identifier 600]	 1 0 1 2 7 2 0 2 4 6 0 0 0 0 0 0 0 0
30.	Credit Insurance Experience Exhibit [Document Identifier 230]	 1 0 1 2 7 2 0 2 4 2 3 0 0 0 0 0 0 0
31.	Long-Term Care Experience Reporting Forms [Document Identifier 306]	 1 0 1 2 7 2 0 2 4 3 0 6 0 0 0 0 0 0
32.	Accident and Health Policy Experience Exhibit [Document Identifier 210]	 1 0 1 2 7 2 0 2 4 2 1 0 0 0 0 0 0 0
33.	Supplemental Health Care Exhibit (Parts 1 and 2) [Document Identifier 216]	 1 0 1 2 7 2 0 2 4 2 1 6 0 0 0 0 0 0
35.	Life, Health & Annuity Guaranty Association Assessable Premium Exhibit - Parts 1 and 2 [Document Identifier 290]	 1 0 1 2 7 2 0 2 4 2 9 0 0 0 0 0 0 0
37.	Will the Mortgage Guaranty Insurance Exhibit [Document Identifier 565]	 1 0 1 2 7 2 0 2 4 5 6 5 0 0 0 0 0 0

NONE



SUPPLEMENT FOR THE YEAR 2024 OF THE ALLIED INSURANCE COMPANY OF AMERICA

DIRECTOR AND OFFICER INSURANCE COVERAGE SUPPLEMENT

For The Year Ended December 31, 2024
(To Be Filed by March 1)

NAIC Group Code0140NAIC Company Code10127

Company Name ALLIED INSURANCE COMPANY OF AMERICA

If the reporting entity writes any director and officer (D&O) business, please provide the following:

1. Monoline Policies

Direct Premiums		Direct Losses		Direct Defense and Cost Containment		Percentage of In Force Policies	
1 Written	2 Earned	3 Paid	4 Incurred	5 Paid	6 Incurred	7 Claims Made	8 Occurrence
\$23,267	\$62,641	\$1,000	\$(5,516)	\$102,312	\$102,312100.0 % %

2. Commercial Multiple Peril (CMP) Packaged Policies

2.1 Does the reporting entity provide D&O liability coverage as part of a CMP packaged policy? Yes [X] No []

2.2 Can the direct premium earned for D&O liability coverage provided as part of a CMP packaged policy be quantified or estimated? Yes [X] No []

2.3 If the answer to question 2.2 is yes, provide the quantified or estimated direct premium earned amount for D&O liability coverage in CMP packaged policies

2.31 Amount quantified:.....\$71,085

2.32 Amount estimated using reasonable assumptions:.....\$

2.4 If the answer to question 2.1 is yes, please provide the following:

Direct Losses		Direct Defense and Cost Containment		Percentage of In Force Policies	
1 Paid	2 Paid + Change in Case Reserves	3 Paid	4 Paid + Change in Case Reserves	5 Claims Made	6 Occurrence
\$16,000	\$26,680	\$62,428	\$62,428100.0 % %



SUPPLEMENT FOR THE YEAR 2024 OF THE ALLIED INSURANCE COMPANY OF AMERICA

EXHIBIT OF OTHER LIABILITIES BY LINES OF BUSINESS

AS REPORTED ON LINE 17 OF THE EXHIBIT OF PREMIUMS AND LOSSES

(To Be Filed by March 1)

NAIC Group Code 0140

NAIC Company Code 10127

	Direct Business Only			
	Prior Year	Current Year		
	1	2	3	4
	Written Premium	Written Premium	Losses Paid (deducting salvage)	Losses Unpaid (Case Base)
1. Completed operations		5,964		
2. Errors & omissions (E&O)				
3. Directors & officers (D&O)				
4. Environmental liability				
5. Excess workers' compensation				
6. Commercial excess & umbrella				
7. Personal umbrella				
8. Employment liability		16,923		
9. Aggregate write-ins for facilities & premises (CGL)		3,270	13,372	85
10. Internet & cyber liability	194	5,874		
11. Aggregate write-ins for other				
12. Total ASL 17 - other liability (sum of lines 1 through 11)	194	32,031	13,372	85
DETAILS OF WRITE-INS				
0901. Commercial General Liability		400		
0902. Premises and Operations Liability		2,870	13,372	85
0903.				
0998. Summary of remaining write-ins for Line 9 from overflow page				
0999. Totals (Lines 0901 through 0903 plus 0998)(Line 9 above)		3,270	13,372	85
1101.				
1102.				
1103.				
1198. Summary of remaining write-ins for Line 11 from overflow page				
1199. Totals (Lines 1101 through 1103 plus 1198)(Line 11 above)				