



ANNUAL STATEMENT  
FOR THE YEAR ENDED DECEMBER 31, 2024  
OF THE CONDITION AND AFFAIRS OF THE  
EXCESS SHARE INSURANCE CORPORATION

NAIC Group Code	0359, 0359	NAIC Company Code	10003	Employer's ID Number	31-1383517
	(Current) (Prior)				
Organized under the Laws of	OH	State of Domicile or Port of Entry	OH		
Country of Domicile	US				
Incorporated/Organized	08/17/1993	Commenced Business	12/22/1993		
Statutory Home Office	5656 FRANTZ RD.	DUBLIN, OH, US 43017			
Main Administrative Office	5656 FRANTZ RD.				
	DUBLIN, OH, US 43017	614-764-1900			
		(Telephone)			
Mail Address	5656 FRANTZ RD.	DUBLIN, OH, US 43017			
Primary Location of Books and Records	5656 FRANTZ RD.				
	DUBLIN, OH, US 43017	614-764-1900			
		(Telephone)			
Internet Website Address	WWW.EXCESSSHARE.COM				
Statutory Statement Contact	SHAWN RENE KESSINGER	614-973-7702			
		(Telephone)			
	AE-COMPLIANCE@AMERICANSARE.COM				
	(E-Mail)	(Fax)			

OFFICERS	
THERESA MARIE MASON, PRESIDENT	JEFFREY PAUL SIEFKER#, SECRETARY
JEFFREY PAUL SIEFKER#, TREASURER	
DIRECTORS OR TRUSTEES	
JAMES CRIDER MILES	THERESA MARIE MASON
JEFFREY PAUL SIEFKER#	

State of OHIO  
County of FRANKLIN SS

The officers of this reporting entity being duly sworn, each depose and say that they are the described officers of said reporting entity, and that on the reporting period stated above, all of the herein described assets were the absolute property of the said reporting entity, free and clear from any liens or claims thereon, except as herein stated, and that this statement, together with related exhibits, schedules and explanations therein contained, annexed or referred to, is a full and true statement of all the assets and liabilities and of the condition and affairs of the said reporting entity as of the reporting period stated above, and of its income and deductions therefrom for the period ended, and have been completed in accordance with the NAIC Annual Statement Instructions and Accounting Practices and Procedures manual except to the extent that: (1) state law may differ; or, (2) that state rules or regulations require differences in reporting not related to accounting practices and procedures, according to the best of their information, knowledge and belief, respectively. Furthermore, the scope of this attestation by the described officers also includes the related corresponding electronic filing with the NAIC, when required, that is an exact copy (except for formatting differences due to electronic filing) of the enclosed statement. The electronic filing may be requested by various regulators in lieu of or in addition to the enclosed statement.

x		x		x	
	THERESA MARIE MASON		JEFFREY PAUL SIEFKER		JEFFREY PAUL SIEFKER
	PRESIDENT/CEO		SECRETARY		TREASURER

Subscribed and sworn to before me	a. Is this an original filing? Yes
this 19th day of	b. If no:
FEBRUARY, 2025	1. State the amendment number: _____
	2. Date filed: _____
	3. Number of pages attached: _____
x	






EXHIBIT OF PREMIUMS AND LOSSES

BUSINESS IN THE STATE OF ALABAMA DURING THE YEAR 2024

NAIC Group Code: 0359

NAIC Company Code: 10003

Line of Business		Gross Premiums, Including Policy and Membership Fees, Less Return Premiums and Premiums on Policies not Taken		3	4	5	6	7	8	9	10	11	12
		1	2	Dividends Paid or Credited to Policyholders on Direct Business	Direct Unearned Premium Reserves	Direct Losses Paid (deducting salvage)	Direct Losses Incurred	Direct Losses Unpaid	Direct Defense and Cost Containment Expense Paid	Direct Defense and Cost Containment Expense Incurred	Direct Defense and Cost Containment Expense Unpaid	Commissions and Brokerage Expenses	Taxes, Licenses and Fees
1.	Fire .....												
2.1	Allied Lines .....												
2.2	Multiple Peril Crop .....												
2.3	Federal Flood .....												
2.4	Private Crop .....												
2.5	Private Flood .....												
3.	Farmowners Multiple Peril .....												
4.	Homeowners Multiple Peril .....												
5.1	Commercial Multiple Peril (Non-Liability Portion) .....												
5.2	Commercial Multiple Peril (Liability Portion) .....												
6.	Mortgage Guaranty .....												
8.	Ocean Marine .....												
9.1	Inland marine .....												
9.2	Pet insurance plans .....												
10.	Financial Guaranty .....												
11.1	Medical Professional Liability — Occurrence .....												
11.2	Medical Professional Liability — Claims-Made .....												
12.	Earthquake .....												
13.1	Comprehensive (hospital and medical) ind (b) .....												
13.2	Comprehensive (hospital and medical) group (b) .....												
14.	Credit A&H (Group and Individual) .....												
15.1	Vision Only (b) .....												
15.2	Dental Only (b) .....												
15.3	Disability Income (b) .....												
15.4	Medicare Supplement (b) .....												
15.5	Medicaid Title XIX (b) .....												
15.6	Medicare Title XVIII (b) .....												
15.7	Long-Term Care (b) .....												
15.8	Federal Employees Health Benefits Plan (b) .....												
15.9	Other Health (b) .....												
16.	Workers' Compensation .....												
17.1	Other Liability—Occurrence .....												
17.2	Other Liability—Claims-Made .....												
17.3	Excess Workers' Compensation .....												
18.1	Products Liability — Occurrence .....												
18.2	Products Liability — Claims-Made .....												
19.1	Private Passenger Auto No-Fault (Personal Injury Protection) .....												
19.2	Other Private Passenger Auto Liability .....												
19.3	Commercial Auto No-Fault (Personal Injury Protection) .....												
19.4	Other Commercial Auto Liability .....												
21.1	Private Passenger Auto Physical Damage .....												
21.2	Commercial Auto Physical Damage .....												
22.	Aircraft (all perils) .....												
23.	Fidelity .....												
24.	Surety .....												
26.	Burglary and Theft .....												
27.	Boiler and Machinery .....												
28.	Credit .....												
29.	International .....												
30.	Warranty .....												
31.	Reins nonproportional assumed property .....	XXX	XXX	XXX	XXX	XXX	XXX	XXX	XXX	XXX	XXX	XXX	XXX
32.	Reins nonproportional assumed liability .....	XXX	XXX	XXX	XXX	XXX	XXX	XXX	XXX	XXX	XXX	XXX	XXX
33.	Reins nonproportional assumed financial lines .....	XXX	XXX	XXX	XXX	XXX	XXX	XXX	XXX	XXX	XXX	XXX	XXX
34.	Aggregate Write-Ins for Other Lines of Business .....	377,800	377,800										26,011
35.	TOTAL (a) .....	377,800	377,800										26,011
Details of Write-Ins													
3401.	GUARANTY OF EXCESS SHARE DEPOSITS IN CREDIT UNIONS .....	377,800	377,800										26,011
3402.	.....												
3403.	.....												
3498.	Summary of remaining write-ins for Line 34 from overflow page .....												
3499.	Totals (Lines 3401 through 3403 plus 3498) (Line 34 above) .....	377,800	377,800										26,011

(a) Finance and service charges not included in Lines 1 to 35 \$  
(b) For health business on indicated lines report: Number of persons insured under PPO managed care products and number of persons insured under indemnity only products .



EXHIBIT OF PREMIUMS AND LOSSES

BUSINESS IN THE STATE OF ARKANSAS DURING THE YEAR 2024

NAIC Group Code: 0359

NAIC Company Code: 10003

Line of Business		Gross Premiums, Including Policy and Membership Fees, Less Return Premiums and Premiums on Policies not Taken		3	4	5	6	7	8	9	10	11	12
		1 Direct Premiums Written	2 Direct Premiums Earned	Dividends Paid or Credited to Policyholders on Direct Business	Direct Unearned Premium Reserves	Direct Losses Paid (deducting salvage)	Direct Losses Incurred	Direct Losses Unpaid	Direct Defense and Cost Containment Expense Paid	Direct Defense and Cost Containment Expense Incurred	Direct Defense and Cost Containment Expense Unpaid	Commissions and Brokerage Expenses	Taxes, Licenses and Fees
1.	Fire .....												
2.1	Allied Lines .....												
2.2	Multiple Peril Crop .....												
2.3	Federal Flood .....												
2.4	Private Crop .....												
2.5	Private Flood .....												
3.	Farmowners Multiple Peril .....												
4.	Homeowners Multiple Peril .....												
5.1	Commercial Multiple Peril (Non-Liability Portion) .....												
5.2	Commercial Multiple Peril (Liability Portion) .....												
6.	Mortgage Guaranty .....												
8.	Ocean Marine .....												
9.1	Inland marine .....												
9.2	Pet insurance plans .....												
10.	Financial Guaranty .....												
11.1	Medical Professional Liability — Occurrence .....												
11.2	Medical Professional Liability — Claims-Made .....												
12.	Earthquake .....												
13.1	Comprehensive (hospital and medical) ind (b) .....												
13.2	Comprehensive (hospital and medical) group (b) .....												
14.	Credit A&H (Group and Individual) .....												
15.1	Vision Only (b) .....												
15.2	Dental Only (b) .....												
15.3	Disability Income (b) .....												
15.4	Medicare Supplement (b) .....												
15.5	Medicaid Title XIX (b) .....												
15.6	Medicare Title XVIII (b) .....												
15.7	Long-Term Care (b) .....												
15.8	Federal Employees Health Benefits Plan (b) .....												
15.9	Other Health (b) .....												
16.	Workers' Compensation .....												
17.1	Other Liability—Occurrence .....												
17.2	Other Liability—Claims-Made .....												
17.3	Excess Workers' Compensation .....												
18.1	Products Liability — Occurrence .....												
18.2	Products Liability — Claims-Made .....												
19.1	Private Passenger Auto No-Fault (Personal Injury Protection) .....												
19.2	Other Private Passenger Auto Liability .....												
19.3	Commercial Auto No-Fault (Personal Injury Protection) .....												
19.4	Other Commercial Auto Liability .....												
21.1	Private Passenger Auto Physical Damage .....												
21.2	Commercial Auto Physical Damage .....												
22.	Aircraft (all perils) .....												
23.	Fidelity .....												
24.	Surety .....												
26.	Burglary and Theft .....												
27.	Boiler and Machinery .....												
28.	Credit .....												
29.	International .....												
30.	Warranty .....												
31.	Reins nonproportional assumed property .....	XXX	XXX	XXX	XXX	XXX	XXX	XXX	XXX	XXX	XXX	XXX	XXX
32.	Reins nonproportional assumed liability .....	XXX	XXX	XXX	XXX	XXX	XXX	XXX	XXX	XXX	XXX	XXX	XXX
33.	Reins nonproportional assumed financial lines .....	XXX	XXX	XXX	XXX	XXX	XXX	XXX	XXX	XXX	XXX	XXX	XXX
34.	Aggregate Write-Ins for Other Lines of Business .....	39,936	39,936										772
35.	TOTAL (a) .....	39,936	39,936										772
Details of Write-Ins													
3401.	GUARANTY OF EXCESS SHARE DEPOSITS IN CREDIT UNIONS .....	39,936	39,936										772
3402.	.....												
3403.	.....												
3498.	Summary of remaining write-ins for Line 34 from overflow page .....												
3499.	Totals (Lines 3401 through 3403 plus 3498) (Line 34 above) .....	39,936	39,936										772

(a) Finance and service charges not included in Lines 1 to 35 \$  
(b) For health business on indicated lines report: Number of persons insured under PPO managed care products and number of persons insured under indemnity only products .



EXHIBIT OF PREMIUMS AND LOSSES

BUSINESS IN THE STATE OF COLORADO DURING THE YEAR 2024

NAIC Group Code: 0359

NAIC Company Code: 10003

Line of Business		Gross Premiums, Including Policy and Membership Fees, Less Return Premiums and Premiums on Policies not Taken		3	4	5	6	7	8	9	10	11	12
		1 Direct Premiums Written	2 Direct Premiums Earned	Dividends Paid or Credited to Policyholders on Direct Business	Direct Unearned Premium Reserves	Direct Losses Paid (deducting salvage)	Direct Losses Incurred	Direct Losses Unpaid	Direct Defense and Cost Containment Expense Paid	Direct Defense and Cost Containment Expense Incurred	Direct Defense and Cost Containment Expense Unpaid	Commissions and Brokerage Expenses	Taxes, Licenses and Fees
1.	Fire .....												
2.1	Allied Lines .....												
2.2	Multiple Peril Crop .....												
2.3	Federal Flood .....												
2.4	Private Crop .....												
2.5	Private Flood .....												
3.	Farmowners Multiple Peril .....												
4.	Homeowners Multiple Peril .....												
5.1	Commercial Multiple Peril (Non-Liability Portion) .....												
5.2	Commercial Multiple Peril (Liability Portion) .....												
6.	Mortgage Guaranty .....												
8.	Ocean Marine .....												
9.1	Inland marine .....												
9.2	Pet insurance plans .....												
10.	Financial Guaranty .....												
11.1	Medical Professional Liability — Occurrence .....												
11.2	Medical Professional Liability — Claims-Made .....												
12.	Earthquake .....												
13.1	Comprehensive (hospital and medical) ind (b) .....												
13.2	Comprehensive (hospital and medical) group (b) .....												
14.	Credit A&H (Group and Individual) .....												
15.1	Vision Only (b) .....												
15.2	Dental Only (b) .....												
15.3	Disability Income (b) .....												
15.4	Medicare Supplement (b) .....												
15.5	Medicaid Title XIX (b) .....												
15.6	Medicare Title XVIII (b) .....												
15.7	Long-Term Care (b) .....												
15.8	Federal Employees Health Benefits Plan (b) .....												
15.9	Other Health (b) .....												
16.	Workers' Compensation .....												
17.1	Other Liability—Occurrence .....												
17.2	Other Liability—Claims-Made .....												
17.3	Excess Workers' Compensation .....												
18.1	Products Liability — Occurrence .....												
18.2	Products Liability — Claims-Made .....												
19.1	Private Passenger Auto No-Fault (Personal Injury Protection) .....												
19.2	Other Private Passenger Auto Liability .....												
19.3	Commercial Auto No-Fault (Personal Injury Protection) .....												
19.4	Other Commercial Auto Liability .....												
21.1	Private Passenger Auto Physical Damage .....												
21.2	Commercial Auto Physical Damage .....												
22.	Aircraft (all perils) .....												
23.	Fidelity .....												
24.	Surety .....												
26.	Burglary and Theft .....												
27.	Boiler and Machinery .....												
28.	Credit .....												
29.	International .....												
30.	Warranty .....												
31.	Reins nonproportional assumed property .....	XXX	XXX	XXX	XXX	XXX	XXX	XXX	XXX	XXX	XXX	XXX	XXX
32.	Reins nonproportional assumed liability .....	XXX	XXX	XXX	XXX	XXX	XXX	XXX	XXX	XXX	XXX	XXX	XXX
33.	Reins nonproportional assumed financial lines .....	XXX	XXX	XXX	XXX	XXX	XXX	XXX	XXX	XXX	XXX	XXX	XXX
34.	Aggregate Write-Ins for Other Lines of Business .....	23,525	23,525										2,128
35.	TOTAL (a) .....	23,525	23,525										2,128
Details of Write-Ins													
3401.	GUARANTY OF EXCESS SHARE DEPOSITS IN CREDIT UNIONS .....	23,525	23,525										2,128
3402.	.....												
3403.	.....												
3498.	Summary of remaining write-ins for Line 34 from overflow page .....												
3499.	Totals (Lines 3401 through 3403 plus 3498) (Line 34 above) .....	23,525	23,525										2,128

(a) Finance and service charges not included in Lines 1 to 35 \$  
(b) For health business on indicated lines report: Number of persons insured under PPO managed care products and number of persons insured under indemnity only products .



EXHIBIT OF PREMIUMS AND LOSSES

BUSINESS IN THE STATE OF DELAWARE DURING THE YEAR 2024

NAIC Group Code: 0359

NAIC Company Code: 10003

Line of Business		Gross Premiums, Including Policy and Membership Fees, Less Return Premiums and Premiums on Policies not Taken		3	4	5	6	7	8	9	10	11	12
		1 Direct Premiums Written	2 Direct Premiums Earned	Dividends Paid or Credited to Policyholders on Direct Business	Direct Unearned Premium Reserves	Direct Losses Paid (deducting salvage)	Direct Losses Incurred	Direct Losses Unpaid	Direct Defense and Cost Containment Expense Paid	Direct Defense and Cost Containment Expense Incurred	Direct Defense and Cost Containment Expense Unpaid	Commissions and Brokerage Expenses	Taxes, Licenses and Fees
1.	Fire .....												
2.1	Allied Lines .....												
2.2	Multiple Peril Crop .....												
2.3	Federal Flood .....												
2.4	Private Crop .....												
2.5	Private Flood .....												
3.	Farmowners Multiple Peril .....												
4.	Homeowners Multiple Peril .....												
5.1	Commercial Multiple Peril (Non-Liability Portion) .....												
5.2	Commercial Multiple Peril (Liability Portion) .....												
6.	Mortgage Guaranty .....												
8.	Ocean Marine .....												
9.1	Inland marine .....												
9.2	Pet insurance plans .....												
10.	Financial Guaranty .....												
11.1	Medical Professional Liability — Occurrence .....												
11.2	Medical Professional Liability — Claims-Made .....												
12.	Earthquake .....												
13.1	Comprehensive (hospital and medical) ind (b) .....												
13.2	Comprehensive (hospital and medical) group (b) .....												
14.	Credit A&H (Group and Individual) .....												
15.1	Vision Only (b) .....												
15.2	Dental Only (b) .....												
15.3	Disability Income (b) .....												
15.4	Medicare Supplement (b) .....												
15.5	Medicaid Title XIX (b) .....												
15.6	Medicare Title XVIII (b) .....												
15.7	Long-Term Care (b) .....												
15.8	Federal Employees Health Benefits Plan (b) .....												
15.9	Other Health (b) .....												
16.	Workers' Compensation .....												
17.1	Other Liability—Occurrence .....												
17.2	Other Liability—Claims-Made .....												
17.3	Excess Workers' Compensation .....												
18.1	Products Liability — Occurrence .....												
18.2	Products Liability — Claims-Made .....												
19.1	Private Passenger Auto No-Fault (Personal Injury Protection) .....												
19.2	Other Private Passenger Auto Liability .....												
19.3	Commercial Auto No-Fault (Personal Injury Protection) .....												
19.4	Other Commercial Auto Liability .....												
21.1	Private Passenger Auto Physical Damage .....												
21.2	Commercial Auto Physical Damage .....												
22.	Aircraft (all perils) .....												
23.	Fidelity .....												
24.	Surety .....												
26.	Burglary and Theft .....												
27.	Boiler and Machinery .....												
28.	Credit .....												
29.	International .....												
30.	Warranty .....												
31.	Reins nonproportional assumed property .....	XXX	XXX	XXX	XXX	XXX	XXX	XXX	XXX	XXX	XXX	XXX	XXX
32.	Reins nonproportional assumed liability .....	XXX	XXX	XXX	XXX	XXX	XXX	XXX	XXX	XXX	XXX	XXX	XXX
33.	Reins nonproportional assumed financial lines .....	XXX	XXX	XXX	XXX	XXX	XXX	XXX	XXX	XXX	XXX	XXX	XXX
34.	Aggregate Write-Ins for Other Lines of Business .....	45,182	45,182										3,808
35.	TOTAL (a) .....	45,182	45,182										3,808
Details of Write-Ins													
3401.	GUARANTY OF EXCESS SHARE DEPOSITS IN CREDIT UNIONS .....	45,182	45,182										3,808
3402.	.....												
3403.	.....												
3498.	Summary of remaining write-ins for Line 34 from overflow page .....												
3499.	Totals (Lines 3401 through 3403 plus 3498) (Line 34 above) .....	45,182	45,182										3,808

(a) Finance and service charges not included in Lines 1 to 35 \$  
(b) For health business on indicated lines report: Number of persons insured under PPO managed care products and number of persons insured under indemnity only products .



EXHIBIT OF PREMIUMS AND LOSSES

BUSINESS IN THE STATE OF DISTRICT OF COLUMBIA DURING THE YEAR 2024

NAIC Group Code: 0359

NAIC Company Code: 10003

Line of Business	Gross Premiums, Including Policy and Membership Fees, Less Return Premiums and Premiums on Policies not Taken		3	4	5	6	7	8	9	10	11	12
	1	2	Dividends Paid or Credited to Policyholders on Direct Business	Direct Unearned Premium Reserves	Direct Losses Paid (deducting salvage)	Direct Losses Incurred	Direct Losses Unpaid	Direct Defense and Cost Containment Expense Paid	Direct Defense and Cost Containment Expense Incurred	Direct Defense and Cost Containment Expense Unpaid	Commissions and Brokerage Expenses	Taxes, Licenses and Fees
1. Fire												
2.1 Allied Lines												
2.2 Multiple Peril Crop												
2.3 Federal Flood												
2.4 Private Crop												
2.5 Private Flood												
3. Farmowners Multiple Peril												
4. Homeowners Multiple Peril												
5.1 Commercial Multiple Peril (Non-Liability Portion)												
5.2 Commercial Multiple Peril (Liability Portion)												
6. Mortgage Guaranty												
8. Ocean Marine												
9.1 Inland marine												
9.2 Pet insurance plans												
10. Financial Guaranty												
11.1 Medical Professional Liability — Occurrence												
11.2 Medical Professional Liability — Claims-Made												
12. Earthquake												
13.1 Comprehensive (hospital and medical) ind (b)												
13.2 Comprehensive (hospital and medical) group (b)												
14. Credit A&H (Group and Individual)												
15.1 Vision Only (b)												
15.2 Dental Only (b)												
15.3 Disability Income (b)												
15.4 Medicare Supplement (b)												
15.5 Medicaid Title XIX (b)												
15.6 Medicare Title XVIII (b)												
15.7 Long-Term Care (b)												
15.8 Federal Employees Health Benefits Plan (b)												
15.9 Other Health (b)												
16. Workers' Compensation												
17.1 Other Liability—Occurrence												
17.2 Other Liability—Claims-Made												
17.3 Excess Workers' Compensation												
18.1 Products Liability — Occurrence												
18.2 Products Liability — Claims-Made												
19.1 Private Passenger Auto No-Fault (Personal Injury Protection)												
19.2 Other Private Passenger Auto Liability												
19.3 Commercial Auto No-Fault (Personal Injury Protection)												
19.4 Other Commercial Auto Liability												
21.1 Private Passenger Auto Physical Damage												
21.2 Commercial Auto Physical Damage												
22. Aircraft (all perils)												
23. Fidelity												
24. Surety												
26. Burglary and Theft												
27. Boiler and Machinery												
28. Credit												
29. International												
30. Warranty												
31. Reins nonproportional assumed property	XXX	XXX	XXX	XXX	XXX	XXX	XXX	XXX	XXX	XXX	XXX	XXX
32. Reins nonproportional assumed liability	XXX	XXX	XXX	XXX	XXX	XXX	XXX	XXX	XXX	XXX	XXX	XXX
33. Reins nonproportional assumed financial lines	XXX	XXX	XXX	XXX	XXX	XXX	XXX	XXX	XXX	XXX	XXX	XXX
34. Aggregate Write-Ins for Other Lines of Business	76,439	76,439										5,590
35. TOTAL (a)	76,439	76,439										5,590
Details of Write-Ins												
3401. GUARANTY OF EXCESS SHARE DEPOSITS IN CREDIT UNIONS	76,439	76,439										5,590
3402.												
3403.												
3498. Summary of remaining write-ins for Line 34 from overflow page												
3499. Totals (Lines 3401 through 3403 plus 3498) (Line 34 above)	76,439	76,439										5,590

(a) Finance and service charges not included in Lines 1 to 35 \$

(b) For health business on indicated lines report: Number of persons insured under PPO managed care products and number of persons insured under indemnity only products .



EXHIBIT OF PREMIUMS AND LOSSES

BUSINESS IN THE STATE OF FLORIDA DURING THE YEAR 2024

NAIC Group Code: 0359

NAIC Company Code: 10003

Line of Business		Gross Premiums, Including Policy and Membership Fees, Less Return Premiums and Premiums on Policies not Taken		3	4	5	6	7	8	9	10	11	12
		1	2	Dividends Paid or Credited to Policyholders on Direct Business	Direct Unearned Premium Reserves	Direct Losses Paid (deducting salvage)	Direct Losses Incurred	Direct Losses Unpaid	Direct Defense and Cost Containment Expense Paid	Direct Defense and Cost Containment Expense Incurred	Direct Defense and Cost Containment Expense Unpaid	Commissions and Brokerage Expenses	Taxes, Licenses and Fees
1.	Fire .....												
2.1	Allied Lines .....												
2.2	Multiple Peril Crop .....												
2.3	Federal Flood .....												
2.4	Private Crop .....												
2.5	Private Flood .....												
3.	Farmowners Multiple Peril .....												
4.	Homeowners Multiple Peril .....												
5.1	Commercial Multiple Peril (Non-Liability Portion) .....												
5.2	Commercial Multiple Peril (Liability Portion) .....												
6.	Mortgage Guaranty .....												
8.	Ocean Marine .....												
9.1	Inland marine .....												
9.2	Pet insurance plans .....												
10.	Financial Guaranty .....												
11.1	Medical Professional Liability — Occurrence .....												
11.2	Medical Professional Liability — Claims-Made .....												
12.	Earthquake .....												
13.1	Comprehensive (hospital and medical) ind (b) .....												
13.2	Comprehensive (hospital and medical) group (b) .....												
14.	Credit A&H (Group and Individual) .....												
15.1	Vision Only (b) .....												
15.2	Dental Only (b) .....												
15.3	Disability Income (b) .....												
15.4	Medicare Supplement (b) .....												
15.5	Medicaid Title XIX (b) .....												
15.6	Medicare Title XVIII (b) .....												
15.7	Long-Term Care (b) .....												
15.8	Federal Employees Health Benefits Plan (b) .....												
15.9	Other Health (b) .....												
16.	Workers' Compensation .....												
17.1	Other Liability—Occurrence .....												
17.2	Other Liability—Claims-Made .....												
17.3	Excess Workers' Compensation .....												
18.1	Products Liability — Occurrence .....												
18.2	Products Liability — Claims-Made .....												
19.1	Private Passenger Auto No-Fault (Personal Injury Protection) .....												
19.2	Other Private Passenger Auto Liability .....												
19.3	Commercial Auto No-Fault (Personal Injury Protection) .....												
19.4	Other Commercial Auto Liability .....												
21.1	Private Passenger Auto Physical Damage .....												
21.2	Commercial Auto Physical Damage .....												
22.	Aircraft (all perils) .....												
23.	Fidelity .....												
24.	Surety .....												
26.	Burglary and Theft .....												
27.	Boiler and Machinery .....												
28.	Credit .....												
29.	International .....												
30.	Warranty .....												
31.	Reins nonproportional assumed property .....	XXX	XXX	XXX	XXX	XXX	XXX	XXX	XXX	XXX	XXX	XXX	XXX
32.	Reins nonproportional assumed liability .....	XXX	XXX	XXX	XXX	XXX	XXX	XXX	XXX	XXX	XXX	XXX	XXX
33.	Reins nonproportional assumed financial lines .....	XXX	XXX	XXX	XXX	XXX	XXX	XXX	XXX	XXX	XXX	XXX	XXX
34.	Aggregate Write-Ins for Other Lines of Business .....	181,894	181,894										8,588
35.	TOTAL (a) .....	181,894	181,894										8,588
Details of Write-Ins													
3401.	GUARANTY OF EXCESS SHARE DEPOSITS IN CREDIT UNIONS .....	181,894	181,894										8,588
3402.	.....												
3403.	.....												
3498.	Summary of remaining write-ins for Line 34 from overflow page .....												
3499.	Totals (Lines 3401 through 3403 plus 3498) (Line 34 above) .....	181,894	181,894										8,588

(a) Finance and service charges not included in Lines 1 to 35 \$  
(b) For health business on indicated lines report: Number of persons insured under PPO managed care products and number of persons insured under indemnity only products .



EXHIBIT OF PREMIUMS AND LOSSES

BUSINESS IN THE STATE OF GEORGIA DURING THE YEAR 2024

NAIC Group Code: 0359

NAIC Company Code: 10003

Line of Business		Gross Premiums, Including Policy and Membership Fees, Less Return Premiums and Premiums on Policies not Taken		3	4	5	6	7	8	9	10	11	12
		1	2	Dividends Paid or Credited to Policyholders on Direct Business	Direct Unearned Premium Reserves	Direct Losses Paid (deducting salvage)	Direct Losses Incurred	Direct Losses Unpaid	Direct Defense and Cost Containment Expense Paid	Direct Defense and Cost Containment Expense Incurred	Direct Defense and Cost Containment Expense Unpaid	Commissions and Brokerage Expenses	Taxes, Licenses and Fees
1.	Fire .....												
2.1	Allied Lines .....												
2.2	Multiple Peril Crop .....												
2.3	Federal Flood .....												
2.4	Private Crop .....												
2.5	Private Flood .....												
3.	Farmowners Multiple Peril .....												
4.	Homeowners Multiple Peril .....												
5.1	Commercial Multiple Peril (Non-Liability Portion) .....												
5.2	Commercial Multiple Peril (Liability Portion) .....												
6.	Mortgage Guaranty .....												
8.	Ocean Marine .....												
9.1	Inland marine .....												
9.2	Pet insurance plans .....												
10.	Financial Guaranty .....												
11.1	Medical Professional Liability — Occurrence .....												
11.2	Medical Professional Liability — Claims-Made .....												
12.	Earthquake .....												
13.1	Comprehensive (hospital and medical) ind (b) .....												
13.2	Comprehensive (hospital and medical) group (b) .....												
14.	Credit A&H (Group and Individual) .....												
15.1	Vision Only (b) .....												
15.2	Dental Only (b) .....												
15.3	Disability Income (b) .....												
15.4	Medicare Supplement (b) .....												
15.5	Medicaid Title XIX (b) .....												
15.6	Medicare Title XVIII (b) .....												
15.7	Long-Term Care (b) .....												
15.8	Federal Employees Health Benefits Plan (b) .....												
15.9	Other Health (b) .....												
16.	Workers' Compensation .....												
17.1	Other Liability—Occurrence .....												
17.2	Other Liability—Claims-Made .....												
17.3	Excess Workers' Compensation .....												
18.1	Products Liability — Occurrence .....												
18.2	Products Liability — Claims-Made .....												
19.1	Private Passenger Auto No-Fault (Personal Injury Protection) .....												
19.2	Other Private Passenger Auto Liability .....												
19.3	Commercial Auto No-Fault (Personal Injury Protection) .....												
19.4	Other Commercial Auto Liability .....												
21.1	Private Passenger Auto Physical Damage .....												
21.2	Commercial Auto Physical Damage .....												
22.	Aircraft (all perils) .....												
23.	Fidelity .....												
24.	Surety .....												
26.	Burglary and Theft .....												
27.	Boiler and Machinery .....												
28.	Credit .....												
29.	International .....												
30.	Warranty .....												
31.	Reins nonproportional assumed property .....	XXX	XXX	XXX	XXX	XXX	XXX	XXX	XXX	XXX	XXX	XXX	XXX
32.	Reins nonproportional assumed liability .....	XXX	XXX	XXX	XXX	XXX	XXX	XXX	XXX	XXX	XXX	XXX	XXX
33.	Reins nonproportional assumed financial lines .....	XXX	XXX	XXX	XXX	XXX	XXX	XXX	XXX	XXX	XXX	XXX	XXX
34.	Aggregate Write-Ins for Other Lines of Business .....	69,893	69,893										6,550
35.	TOTAL (a) .....	69,893	69,893										6,550
Details of Write-Ins													
3401.	GUARANTY OF EXCESS SHARE DEPOSITS IN CREDIT UNIONS .....	69,893	69,893										6,550
3402.	.....												
3403.	.....												
3498.	Summary of remaining write-ins for Line 34 from overflow page .....												
3499.	Totals (Lines 3401 through 3403 plus 3498) (Line 34 above) .....	69,893	69,893										6,550

(a) Finance and service charges not included in Lines 1 to 35 \$  
(b) For health business on indicated lines report: Number of persons insured under PPO managed care products and number of persons insured under indemnity only products .





EXHIBIT OF PREMIUMS AND LOSSES

BUSINESS IN THE STATE OF HAWAII DURING THE YEAR 2024

NAIC Group Code: 0359

NAIC Company Code: 10003

Line of Business		Gross Premiums, Including Policy and Membership Fees, Less Return Premiums and Premiums on Policies not Taken		3	4	5	6	7	8	9	10	11	12
		1	2	Dividends Paid or Credited to Policyholders on Direct Business	Direct Unearned Premium Reserves	Direct Losses Paid (deducting salvage)	Direct Losses Incurred	Direct Losses Unpaid	Direct Defense and Cost Containment Expense Paid	Direct Defense and Cost Containment Expense Incurred	Direct Defense and Cost Containment Expense Unpaid	Commissions and Brokerage Expenses	Taxes, Licenses and Fees
1.	Fire .....												
2.1	Allied Lines .....												
2.2	Multiple Peril Crop .....												
2.3	Federal Flood .....												
2.4	Private Crop .....												
2.5	Private Flood .....												
3.	Farmowners Multiple Peril .....												
4.	Homeowners Multiple Peril .....												
5.1	Commercial Multiple Peril (Non-Liability Portion) .....												
5.2	Commercial Multiple Peril (Liability Portion) .....												
6.	Mortgage Guaranty .....												
8.	Ocean Marine .....												
9.1	Inland marine .....												
9.2	Pet insurance plans .....												
10.	Financial Guaranty .....												
11.1	Medical Professional Liability — Occurrence .....												
11.2	Medical Professional Liability — Claims-Made .....												
12.	Earthquake .....												
13.1	Comprehensive (hospital and medical) ind (b) .....												
13.2	Comprehensive (hospital and medical) group (b) .....												
14.	Credit A&H (Group and Individual) .....												
15.1	Vision Only (b) .....												
15.2	Dental Only (b) .....												
15.3	Disability Income (b) .....												
15.4	Medicare Supplement (b) .....												
15.5	Medicaid Title XIX (b) .....												
15.6	Medicare Title XVIII (b) .....												
15.7	Long-Term Care (b) .....												
15.8	Federal Employees Health Benefits Plan (b) .....												
15.9	Other Health (b) .....												
16.	Workers' Compensation .....												
17.1	Other Liability—Occurrence .....												
17.2	Other Liability—Claims-Made .....												
17.3	Excess Workers' Compensation .....												
18.1	Products Liability — Occurrence .....												
18.2	Products Liability — Claims-Made .....												
19.1	Private Passenger Auto No-Fault (Personal Injury Protection) .....												
19.2	Other Private Passenger Auto Liability .....												
19.3	Commercial Auto No-Fault (Personal Injury Protection) .....												
19.4	Other Commercial Auto Liability .....												
21.1	Private Passenger Auto Physical Damage .....												
21.2	Commercial Auto Physical Damage .....												
22.	Aircraft (all perils) .....												
23.	Fidelity .....												
24.	Surety .....												
26.	Burglary and Theft .....												
27.	Boiler and Machinery .....												
28.	Credit .....												
29.	International .....												
30.	Warranty .....												
31.	Reins nonproportional assumed property .....	XXX	XXX	XXX	XXX	XXX	XXX	XXX	XXX	XXX	XXX	XXX	XXX
32.	Reins nonproportional assumed liability .....	XXX	XXX	XXX	XXX	XXX	XXX	XXX	XXX	XXX	XXX	XXX	XXX
33.	Reins nonproportional assumed financial lines .....	XXX	XXX	XXX	XXX	XXX	XXX	XXX	XXX	XXX	XXX	XXX	XXX
34.	Aggregate Write-Ins for Other Lines of Business .....	17,544	17,544										1,716
35.	TOTAL (a) .....	17,544	17,544										1,716
Details of Write-Ins													
3401.	GUARANTY OF EXCESS SHARE DEPOSITS IN CREDIT UNIONS .....	17,544	17,544										1,716
3402.	.....												
3403.	.....												
3498.	Summary of remaining write-ins for Line 34 from overflow page .....												
3499.	Totals (Lines 3401 through 3403 plus 3498) (Line 34 above) .....	17,544	17,544										1,716

(a) Finance and service charges not included in Lines 1 to 35 \$  
(b) For health business on indicated lines report: Number of persons insured under PPO managed care products and number of persons insured under indemnity only products .



EXHIBIT OF PREMIUMS AND LOSSES

BUSINESS IN THE STATE OF IDAHO DURING THE YEAR 2024

NAIC Group Code: 0359

NAIC Company Code: 10003

Line of Business		Gross Premiums, Including Policy and Membership Fees, Less Return Premiums and Premiums on Policies not Taken		3	4	5	6	7	8	9	10	11	12
		1	2	Dividends Paid or Credited to Policyholders on Direct Business	Direct Unearned Premium Reserves	Direct Losses Paid (deducting salvage)	Direct Losses Incurred	Direct Losses Unpaid	Direct Defense and Cost Containment Expense Paid	Direct Defense and Cost Containment Expense Incurred	Direct Defense and Cost Containment Expense Unpaid	Commissions and Brokerage Expenses	Taxes, Licenses and Fees
1.	Fire .....												
2.1	Allied Lines .....												
2.2	Multiple Peril Crop .....												
2.3	Federal Flood .....												
2.4	Private Crop .....												
2.5	Private Flood .....												
3.	Farmowners Multiple Peril .....												
4.	Homeowners Multiple Peril .....												
5.1	Commercial Multiple Peril (Non-Liability Portion) .....												
5.2	Commercial Multiple Peril (Liability Portion) .....												
6.	Mortgage Guaranty .....												
8.	Ocean Marine .....												
9.1	Inland marine .....												
9.2	Pet insurance plans .....												
10.	Financial Guaranty .....												
11.1	Medical Professional Liability — Occurrence .....												
11.2	Medical Professional Liability — Claims-Made .....												
12.	Earthquake .....												
13.1	Comprehensive (hospital and medical) ind (b) .....												
13.2	Comprehensive (hospital and medical) group (b) .....												
14.	Credit A&H (Group and Individual) .....												
15.1	Vision Only (b) .....												
15.2	Dental Only (b) .....												
15.3	Disability Income (b) .....												
15.4	Medicare Supplement (b) .....												
15.5	Medicaid Title XIX (b) .....												
15.6	Medicare Title XVIII (b) .....												
15.7	Long-Term Care (b) .....												
15.8	Federal Employees Health Benefits Plan (b) .....												
15.9	Other Health (b) .....												
16.	Workers' Compensation .....												
17.1	Other Liability—Occurrence .....												
17.2	Other Liability—Claims-Made .....												
17.3	Excess Workers' Compensation .....												
18.1	Products Liability — Occurrence .....												
18.2	Products Liability — Claims-Made .....												
19.1	Private Passenger Auto No-Fault (Personal Injury Protection) .....												
19.2	Other Private Passenger Auto Liability .....												
19.3	Commercial Auto No-Fault (Personal Injury Protection) .....												
19.4	Other Commercial Auto Liability .....												
21.1	Private Passenger Auto Physical Damage .....												
21.2	Commercial Auto Physical Damage .....												
22.	Aircraft (all perils) .....												
23.	Fidelity .....												
24.	Surety .....												
26.	Burglary and Theft .....												
27.	Boiler and Machinery .....												
28.	Credit .....												
29.	International .....												
30.	Warranty .....												
31.	Reins nonproportional assumed property .....	XXX	XXX	XXX	XXX	XXX	XXX	XXX	XXX	XXX	XXX	XXX	XXX
32.	Reins nonproportional assumed liability .....	XXX	XXX	XXX	XXX	XXX	XXX	XXX	XXX	XXX	XXX	XXX	XXX
33.	Reins nonproportional assumed financial lines .....	XXX	XXX	XXX	XXX	XXX	XXX	XXX	XXX	XXX	XXX	XXX	XXX
34.	Aggregate Write-Ins for Other Lines of Business .....	58,718	58,718										4,464
35.	TOTAL (a) .....	58,718	58,718										4,464
Details of Write-Ins													
3401.	GUARANTY OF EXCESS SHARE DEPOSITS IN CREDIT UNIONS .....	58,718	58,718										4,464
3402.	.....												
3403.	.....												
3498.	Summary of remaining write-ins for Line 34 from overflow page .....												
3499.	Totals (Lines 3401 through 3403 plus 3498) (Line 34 above) .....	58,718	58,718										4,464

(a) Finance and service charges not included in Lines 1 to 35 \$  
(b) For health business on indicated lines report: Number of persons insured under PPO managed care products and number of persons insured under indemnity only products .



EXHIBIT OF PREMIUMS AND LOSSES

BUSINESS IN THE STATE OF ILLINOIS DURING THE YEAR 2024

NAIC Group Code: 0359

NAIC Company Code: 10003

Line of Business		Gross Premiums, Including Policy and Membership Fees, Less Return Premiums and Premiums on Policies not Taken		3	4	5	6	7	8	9	10	11	12
		1 Direct Premiums Written	2 Direct Premiums Earned	Dividends Paid or Credited to Policyholders on Direct Business	Direct Unearned Premium Reserves	Direct Losses Paid (deducting salvage)	Direct Losses Incurred	Direct Losses Unpaid	Direct Defense and Cost Containment Expense Paid	Direct Defense and Cost Containment Expense Incurred	Direct Defense and Cost Containment Expense Unpaid	Commissions and Brokerage Expenses	Taxes, Licenses and Fees
1.	Fire .....												
2.1	Allied Lines .....												
2.2	Multiple Peril Crop .....												
2.3	Federal Flood .....												
2.4	Private Crop .....												
2.5	Private Flood .....												
3.	Farmowners Multiple Peril .....												
4.	Homeowners Multiple Peril .....												
5.1	Commercial Multiple Peril (Non-Liability Portion) .....												
5.2	Commercial Multiple Peril (Liability Portion) .....												
6.	Mortgage Guaranty .....												
8.	Ocean Marine .....												
9.1	Inland marine .....												
9.2	Pet insurance plans .....												
10.	Financial Guaranty .....												
11.1	Medical Professional Liability — Occurrence .....												
11.2	Medical Professional Liability — Claims-Made .....												
12.	Earthquake .....												
13.1	Comprehensive (hospital and medical) ind (b) .....												
13.2	Comprehensive (hospital and medical) group (b) .....												
14.	Credit A&H (Group and Individual) .....												
15.1	Vision Only (b) .....												
15.2	Dental Only (b) .....												
15.3	Disability Income (b) .....												
15.4	Medicare Supplement (b) .....												
15.5	Medicaid Title XIX (b) .....												
15.6	Medicare Title XVIII (b) .....												
15.7	Long-Term Care (b) .....												
15.8	Federal Employees Health Benefits Plan (b) .....												
15.9	Other Health (b) .....												
16.	Workers' Compensation .....												
17.1	Other Liability—Occurrence .....												
17.2	Other Liability—Claims-Made .....												
17.3	Excess Workers' Compensation .....												
18.1	Products Liability — Occurrence .....												
18.2	Products Liability — Claims-Made .....												
19.1	Private Passenger Auto No-Fault (Personal Injury Protection) .....												
19.2	Other Private Passenger Auto Liability .....												
19.3	Commercial Auto No-Fault (Personal Injury Protection) .....												
19.4	Other Commercial Auto Liability .....												
21.1	Private Passenger Auto Physical Damage .....												
21.2	Commercial Auto Physical Damage .....												
22.	Aircraft (all perils) .....												
23.	Fidelity .....												
24.	Surety .....												
26.	Burglary and Theft .....												
27.	Boiler and Machinery .....												
28.	Credit .....												
29.	International .....												
30.	Warranty .....												
31.	Reins nonproportional assumed property .....	XXX	XXX	XXX	XXX	XXX	XXX	XXX	XXX	XXX	XXX	XXX	XXX
32.	Reins nonproportional assumed liability .....	XXX	XXX	XXX	XXX	XXX	XXX	XXX	XXX	XXX	XXX	XXX	XXX
33.	Reins nonproportional assumed financial lines .....	XXX	XXX	XXX	XXX	XXX	XXX	XXX	XXX	XXX	XXX	XXX	XXX
34.	Aggregate Write-Ins for Other Lines of Business .....	251,781	251,781										1,477
35.	TOTAL (a) .....	251,781	251,781										1,477
Details of Write-Ins													
3401.	GUARANTY OF EXCESS SHARE DEPOSITS IN CREDIT UNIONS .....	251,781	251,781										1,477
3402.	.....												
3403.	.....												
3498.	Summary of remaining write-ins for Line 34 from overflow page .....												
3499.	Totals (Lines 3401 through 3403 plus 3498) (Line 34 above) .....	251,781	251,781										1,477

(a) Finance and service charges not included in Lines 1 to 35 \$  
(b) For health business on indicated lines report: Number of persons insured under PPO managed care products and number of persons insured under indemnity only products .



EXHIBIT OF PREMIUMS AND LOSSES

BUSINESS IN THE STATE OF INDIANA DURING THE YEAR 2024

NAIC Group Code: 0359

NAIC Company Code: 10003

Line of Business		Gross Premiums, Including Policy and Membership Fees, Less Return Premiums and Premiums on Policies not Taken		3	4	5	6	7	8	9	10	11	12
		1	2	Dividends Paid or Credited to Policyholders on Direct Business	Direct Unearned Premium Reserves	Direct Losses Paid (deducting salvage)	Direct Losses Incurred	Direct Losses Unpaid	Direct Defense and Cost Containment Expense Paid	Direct Defense and Cost Containment Expense Incurred	Direct Defense and Cost Containment Expense Unpaid	Commissions and Brokerage Expenses	Taxes, Licenses and Fees
1.	Fire .....												
2.1	Allied Lines .....												
2.2	Multiple Peril Crop .....												
2.3	Federal Flood .....												
2.4	Private Crop .....												
2.5	Private Flood .....												
3.	Farmowners Multiple Peril .....												
4.	Homeowners Multiple Peril .....												
5.1	Commercial Multiple Peril (Non-Liability Portion) .....												
5.2	Commercial Multiple Peril (Liability Portion) .....												
6.	Mortgage Guaranty .....												
8.	Ocean Marine .....												
9.1	Inland marine .....												
9.2	Pet insurance plans .....												
10.	Financial Guaranty .....												
11.1	Medical Professional Liability — Occurrence .....												
11.2	Medical Professional Liability — Claims-Made .....												
12.	Earthquake .....												
13.1	Comprehensive (hospital and medical) ind (b) .....												
13.2	Comprehensive (hospital and medical) group (b) .....												
14.	Credit A&H (Group and Individual) .....												
15.1	Vision Only (b) .....												
15.2	Dental Only (b) .....												
15.3	Disability Income (b) .....												
15.4	Medicare Supplement (b) .....												
15.5	Medicaid Title XIX (b) .....												
15.6	Medicare Title XVIII (b) .....												
15.7	Long-Term Care (b) .....												
15.8	Federal Employees Health Benefits Plan (b) .....												
15.9	Other Health (b) .....												
16.	Workers' Compensation .....												
17.1	Other Liability—Occurrence .....												
17.2	Other Liability—Claims-Made .....												
17.3	Excess Workers' Compensation .....												
18.1	Products Liability — Occurrence .....												
18.2	Products Liability — Claims-Made .....												
19.1	Private Passenger Auto No-Fault (Personal Injury Protection) .....												
19.2	Other Private Passenger Auto Liability .....												
19.3	Commercial Auto No-Fault (Personal Injury Protection) .....												
19.4	Other Commercial Auto Liability .....												
21.1	Private Passenger Auto Physical Damage .....												
21.2	Commercial Auto Physical Damage .....												
22.	Aircraft (all perils) .....												
23.	Fidelity .....												
24.	Surety .....												
26.	Burglary and Theft .....												
27.	Boiler and Machinery .....												
28.	Credit .....												
29.	International .....												
30.	Warranty .....												
31.	Reins nonproportional assumed property .....	XXX	XXX	XXX	XXX	XXX	XXX	XXX	XXX	XXX	XXX	XXX	XXX
32.	Reins nonproportional assumed liability .....	XXX	XXX	XXX	XXX	XXX	XXX	XXX	XXX	XXX	XXX	XXX	XXX
33.	Reins nonproportional assumed financial lines .....	XXX	XXX	XXX	XXX	XXX	XXX	XXX	XXX	XXX	XXX	XXX	XXX
34.	Aggregate Write-Ins for Other Lines of Business .....	332,284	332,284										6,128
35.	TOTAL (a) .....	332,284	332,284										6,128
Details of Write-Ins													
3401.	GUARANTY OF EXCESS SHARE DEPOSITS IN CREDIT UNIONS .....	332,284	332,284										6,128
3402.	.....												
3403.	.....												
3498.	Summary of remaining write-ins for Line 34 from overflow page .....												
3499.	Totals (Lines 3401 through 3403 plus 3498) (Line 34 above) .....	332,284	332,284										6,128

(a) Finance and service charges not included in Lines 1 to 35 \$  
(b) For health business on indicated lines report: Number of persons insured under PPO managed care products and number of persons insured under indemnity only products .



EXHIBIT OF PREMIUMS AND LOSSES

BUSINESS IN THE STATE OF IOWA DURING THE YEAR 2024

NAIC Group Code: 0359

NAIC Company Code: 10003

Line of Business		Gross Premiums, Including Policy and Membership Fees, Less Return Premiums and Premiums on Policies not Taken		3	4	5	6	7	8	9	10	11	12
		1	2	Dividends Paid or Credited to Policyholders on Direct Business	Direct Unearned Premium Reserves	Direct Losses Paid (deducting salvage)	Direct Losses Incurred	Direct Losses Unpaid	Direct Defense and Cost Containment Expense Paid	Direct Defense and Cost Containment Expense Incurred	Direct Defense and Cost Containment Expense Unpaid	Commissions and Brokerage Expenses	Taxes, Licenses and Fees
1.	Fire .....												
2.1	Allied Lines .....												
2.2	Multiple Peril Crop .....												
2.3	Federal Flood .....												
2.4	Private Crop .....												
2.5	Private Flood .....												
3.	Farmowners Multiple Peril .....												
4.	Homeowners Multiple Peril .....												
5.1	Commercial Multiple Peril (Non-Liability Portion) .....												
5.2	Commercial Multiple Peril (Liability Portion) .....												
6.	Mortgage Guaranty .....												
8.	Ocean Marine .....												
9.1	Inland marine .....												
9.2	Pet insurance plans .....												
10.	Financial Guaranty .....												
11.1	Medical Professional Liability — Occurrence .....												
11.2	Medical Professional Liability — Claims-Made .....												
12.	Earthquake .....												
13.1	Comprehensive (hospital and medical) ind (b) .....												
13.2	Comprehensive (hospital and medical) group (b) .....												
14.	Credit A&H (Group and Individual) .....												
15.1	Vision Only (b) .....												
15.2	Dental Only (b) .....												
15.3	Disability Income (b) .....												
15.4	Medicare Supplement (b) .....												
15.5	Medicaid Title XIX (b) .....												
15.6	Medicare Title XVIII (b) .....												
15.7	Long-Term Care (b) .....												
15.8	Federal Employees Health Benefits Plan (b) .....												
15.9	Other Health (b) .....												
16.	Workers' Compensation .....												
17.1	Other Liability—Occurrence .....												
17.2	Other Liability—Claims-Made .....												
17.3	Excess Workers' Compensation .....												
18.1	Products Liability — Occurrence .....												
18.2	Products Liability — Claims-Made .....												
19.1	Private Passenger Auto No-Fault (Personal Injury Protection) .....												
19.2	Other Private Passenger Auto Liability .....												
19.3	Commercial Auto No-Fault (Personal Injury Protection) .....												
19.4	Other Commercial Auto Liability .....												
21.1	Private Passenger Auto Physical Damage .....												
21.2	Commercial Auto Physical Damage .....												
22.	Aircraft (all perils) .....												
23.	Fidelity .....												
24.	Surety .....												
26.	Burglary and Theft .....												
27.	Boiler and Machinery .....												
28.	Credit .....												
29.	International .....												
30.	Warranty .....												
31.	Reins nonproportional assumed property .....	XXX	XXX	XXX	XXX	XXX	XXX	XXX	XXX	XXX	XXX	XXX	XXX
32.	Reins nonproportional assumed liability .....	XXX	XXX	XXX	XXX	XXX	XXX	XXX	XXX	XXX	XXX	XXX	XXX
33.	Reins nonproportional assumed financial lines .....	XXX	XXX	XXX	XXX	XXX	XXX	XXX	XXX	XXX	XXX	XXX	XXX
34.	Aggregate Write-Ins for Other Lines of Business .....	60,313	60,313										1,261
35.	TOTAL (a) .....	60,313	60,313										1,261
Details of Write-Ins													
3401.	GUARANTY OF EXCESS SHARE DEPOSITS IN CREDIT UNIONS .....	60,313	60,313										1,261
3402.	.....												
3403.	.....												
3498.	Summary of remaining write-ins for Line 34 from overflow page .....												
3499.	Totals (Lines 3401 through 3403 plus 3498) (Line 34 above) .....	60,313	60,313										1,261

(a) Finance and service charges not included in Lines 1 to 35 \$  
(b) For health business on indicated lines report: Number of persons insured under PPO managed care products and number of persons insured under indemnity only products .



EXHIBIT OF PREMIUMS AND LOSSES

BUSINESS IN THE STATE OF KANSAS DURING THE YEAR 2024

NAIC Group Code: 0359

NAIC Company Code: 10003

Line of Business		Gross Premiums, Including Policy and Membership Fees, Less Return Premiums and Premiums on Policies not Taken		3	4	5	6	7	8	9	10	11	12
		1	2	Dividends Paid or Credited to Policyholders on Direct Business	Direct Unearned Premium Reserves	Direct Losses Paid (deducting salvage)	Direct Losses Incurred	Direct Losses Unpaid	Direct Defense and Cost Containment Expense Paid	Direct Defense and Cost Containment Expense Incurred	Direct Defense and Cost Containment Expense Unpaid	Commissions and Brokerage Expenses	Taxes, Licenses and Fees
1.	Fire .....												
2.1	Allied Lines .....												
2.2	Multiple Peril Crop .....												
2.3	Federal Flood .....												
2.4	Private Crop .....												
2.5	Private Flood .....												
3.	Farmowners Multiple Peril .....												
4.	Homeowners Multiple Peril .....												
5.1	Commercial Multiple Peril (Non-Liability Portion) .....												
5.2	Commercial Multiple Peril (Liability Portion) .....												
6.	Mortgage Guaranty .....												
8.	Ocean Marine .....												
9.1	Inland marine .....												
9.2	Pet insurance plans .....												
10.	Financial Guaranty .....												
11.1	Medical Professional Liability — Occurrence .....												
11.2	Medical Professional Liability — Claims-Made .....												
12.	Earthquake .....												
13.1	Comprehensive (hospital and medical) ind (b) .....												
13.2	Comprehensive (hospital and medical) group (b) .....												
14.	Credit A&H (Group and Individual) .....												
15.1	Vision Only (b) .....												
15.2	Dental Only (b) .....												
15.3	Disability Income (b) .....												
15.4	Medicare Supplement (b) .....												
15.5	Medicaid Title XIX (b) .....												
15.6	Medicare Title XVIII (b) .....												
15.7	Long-Term Care (b) .....												
15.8	Federal Employees Health Benefits Plan (b) .....												
15.9	Other Health (b) .....												
16.	Workers' Compensation .....												
17.1	Other Liability—Occurrence .....												
17.2	Other Liability—Claims-Made .....												
17.3	Excess Workers' Compensation .....												
18.1	Products Liability — Occurrence .....												
18.2	Products Liability — Claims-Made .....												
19.1	Private Passenger Auto No-Fault (Personal Injury Protection) .....												
19.2	Other Private Passenger Auto Liability .....												
19.3	Commercial Auto No-Fault (Personal Injury Protection) .....												
19.4	Other Commercial Auto Liability .....												
21.1	Private Passenger Auto Physical Damage .....												
21.2	Commercial Auto Physical Damage .....												
22.	Aircraft (all perils) .....												
23.	Fidelity .....												
24.	Surety .....												
26.	Burglary and Theft .....												
27.	Boiler and Machinery .....												
28.	Credit .....												
29.	International .....												
30.	Warranty .....												
31.	Reins nonproportional assumed property .....	XXX	XXX	XXX	XXX	XXX	XXX	XXX	XXX	XXX	XXX	XXX	XXX
32.	Reins nonproportional assumed liability .....	XXX	XXX	XXX	XXX	XXX	XXX	XXX	XXX	XXX	XXX	XXX	XXX
33.	Reins nonproportional assumed financial lines .....	XXX	XXX	XXX	XXX	XXX	XXX	XXX	XXX	XXX	XXX	XXX	XXX
34.	Aggregate Write-Ins for Other Lines of Business .....	21,200	21,200										871
35.	TOTAL (a) .....	21,200	21,200										871
Details of Write-Ins													
3401.	GUARANTY OF EXCESS SHARE DEPOSITS IN CREDIT UNIONS .....	21,200	21,200										871
3402.	.....												
3403.	.....												
3498.	Summary of remaining write-ins for Line 34 from overflow page .....												
3499.	Totals (Lines 3401 through 3403 plus 3498) (Line 34 above) .....	21,200	21,200										871

(a) Finance and service charges not included in Lines 1 to 35 \$  
(b) For health business on indicated lines report: Number of persons insured under PPO managed care products and number of persons insured under indemnity only products .



EXHIBIT OF PREMIUMS AND LOSSES

BUSINESS IN THE STATE OF KENTUCKY DURING THE YEAR 2024

NAIC Group Code: 0359

NAIC Company Code: 10003

Line of Business		Gross Premiums, Including Policy and Membership Fees, Less Return Premiums and Premiums on Policies not Taken		3	4	5	6	7	8	9	10	11	12
		1	2	Dividends Paid or Credited to Policyholders on Direct Business	Direct Unearned Premium Reserves	Direct Losses Paid (deducting salvage)	Direct Losses Incurred	Direct Losses Unpaid	Direct Defense and Cost Containment Expense Paid	Direct Defense and Cost Containment Expense Incurred	Direct Defense and Cost Containment Expense Unpaid	Commissions and Brokerage Expenses	Taxes, Licenses and Fees
1.	Fire .....												
2.1	Allied Lines .....												
2.2	Multiple Peril Crop .....												
2.3	Federal Flood .....												
2.4	Private Crop .....												
2.5	Private Flood .....												
3.	Farmowners Multiple Peril .....												
4.	Homeowners Multiple Peril .....												
5.1	Commercial Multiple Peril (Non-Liability Portion) .....												
5.2	Commercial Multiple Peril (Liability Portion) .....												
6.	Mortgage Guaranty .....												
8.	Ocean Marine .....												
9.1	Inland marine .....												
9.2	Pet insurance plans .....												
10.	Financial Guaranty .....												
11.1	Medical Professional Liability — Occurrence .....												
11.2	Medical Professional Liability — Claims-Made .....												
12.	Earthquake .....												
13.1	Comprehensive (hospital and medical) ind (b) .....												
13.2	Comprehensive (hospital and medical) group (b) .....												
14.	Credit A&H (Group and Individual) .....												
15.1	Vision Only (b) .....												
15.2	Dental Only (b) .....												
15.3	Disability Income (b) .....												
15.4	Medicare Supplement (b) .....												
15.5	Medicaid Title XIX (b) .....												
15.6	Medicare Title XVIII (b) .....												
15.7	Long-Term Care (b) .....												
15.8	Federal Employees Health Benefits Plan (b) .....												
15.9	Other Health (b) .....												
16.	Workers' Compensation .....												
17.1	Other Liability—Occurrence .....												
17.2	Other Liability—Claims-Made .....												
17.3	Excess Workers' Compensation .....												
18.1	Products Liability — Occurrence .....												
18.2	Products Liability — Claims-Made .....												
19.1	Private Passenger Auto No-Fault (Personal Injury Protection) .....												
19.2	Other Private Passenger Auto Liability .....												
19.3	Commercial Auto No-Fault (Personal Injury Protection) .....												
19.4	Other Commercial Auto Liability .....												
21.1	Private Passenger Auto Physical Damage .....												
21.2	Commercial Auto Physical Damage .....												
22.	Aircraft (all perils) .....												
23.	Fidelity .....												
24.	Surety .....												
26.	Burglary and Theft .....												
27.	Boiler and Machinery .....												
28.	Credit .....												
29.	International .....												
30.	Warranty .....												
31.	Reins nonproportional assumed property .....	XXX	XXX	XXX	XXX	XXX	XXX	XXX	XXX	XXX	XXX	XXX	XXX
32.	Reins nonproportional assumed liability .....	XXX	XXX	XXX	XXX	XXX	XXX	XXX	XXX	XXX	XXX	XXX	XXX
33.	Reins nonproportional assumed financial lines .....	XXX	XXX	XXX	XXX	XXX	XXX	XXX	XXX	XXX	XXX	XXX	XXX
34.	Aggregate Write-Ins for Other Lines of Business .....	116,812	116,812										14,666
35.	TOTAL (a) .....	116,812	116,812										14,666
Details of Write-Ins													
3401.	GUARANTY OF EXCESS SHARE DEPOSITS IN CREDIT UNIONS .....	116,812	116,812										14,666
3402.	.....												
3403.	.....												
3498.	Summary of remaining write-ins for Line 34 from overflow page .....												
3499.	Totals (Lines 3401 through 3403 plus 3498) (Line 34 above) .....	116,812	116,812										14,666

(a) Finance and service charges not included in Lines 1 to 35 \$  
(b) For health business on indicated lines report: Number of persons insured under PPO managed care products and number of persons insured under indemnity only products .



EXHIBIT OF PREMIUMS AND LOSSES

BUSINESS IN THE STATE OF LOUISIANA DURING THE YEAR 2024

NAIC Group Code: 0359

NAIC Company Code: 10003

Line of Business		Gross Premiums, Including Policy and Membership Fees, Less Return Premiums and Premiums on Policies not Taken		3	4	5	6	7	8	9	10	11	12
		1	2	Dividends Paid or Credited to Policyholders on Direct Business	Direct Unearned Premium Reserves	Direct Losses Paid (deducting salvage)	Direct Losses Incurred	Direct Losses Unpaid	Direct Defense and Cost Containment Expense Paid	Direct Defense and Cost Containment Expense Incurred	Direct Defense and Cost Containment Expense Unpaid	Commissions and Brokerage Expenses	Taxes, Licenses and Fees
1.	Fire .....												
2.1	Allied Lines .....												
2.2	Multiple Peril Crop .....												
2.3	Federal Flood .....												
2.4	Private Crop .....												
2.5	Private Flood .....												
3.	Farmowners Multiple Peril .....												
4.	Homeowners Multiple Peril .....												
5.1	Commercial Multiple Peril (Non-Liability Portion) .....												
5.2	Commercial Multiple Peril (Liability Portion) .....												
6.	Mortgage Guaranty .....												
8.	Ocean Marine .....												
9.1	Inland marine .....												
9.2	Pet insurance plans .....												
10.	Financial Guaranty .....												
11.1	Medical Professional Liability — Occurrence .....												
11.2	Medical Professional Liability — Claims-Made .....												
12.	Earthquake .....												
13.1	Comprehensive (hospital and medical) ind (b) .....												
13.2	Comprehensive (hospital and medical) group (b) .....												
14.	Credit A&H (Group and Individual) .....												
15.1	Vision Only (b) .....												
15.2	Dental Only (b) .....												
15.3	Disability Income (b) .....												
15.4	Medicare Supplement (b) .....												
15.5	Medicaid Title XIX (b) .....												
15.6	Medicare Title XVIII (b) .....												
15.7	Long-Term Care (b) .....												
15.8	Federal Employees Health Benefits Plan (b) .....												
15.9	Other Health (b) .....												
16.	Workers' Compensation .....												
17.1	Other Liability—Occurrence .....												
17.2	Other Liability—Claims-Made .....												
17.3	Excess Workers' Compensation .....												
18.1	Products Liability — Occurrence .....												
18.2	Products Liability — Claims-Made .....												
19.1	Private Passenger Auto No-Fault (Personal Injury Protection) .....												
19.2	Other Private Passenger Auto Liability .....												
19.3	Commercial Auto No-Fault (Personal Injury Protection) .....												
19.4	Other Commercial Auto Liability .....												
21.1	Private Passenger Auto Physical Damage .....												
21.2	Commercial Auto Physical Damage .....												
22.	Aircraft (all perils) .....												
23.	Fidelity .....												
24.	Surety .....												
26.	Burglary and Theft .....												
27.	Boiler and Machinery .....												
28.	Credit .....												
29.	International .....												
30.	Warranty .....												
31.	Reins nonproportional assumed property .....	XXX	XXX	XXX	XXX	XXX	XXX	XXX	XXX	XXX	XXX	XXX	XXX
32.	Reins nonproportional assumed liability .....	XXX	XXX	XXX	XXX	XXX	XXX	XXX	XXX	XXX	XXX	XXX	XXX
33.	Reins nonproportional assumed financial lines .....	XXX	XXX	XXX	XXX	XXX	XXX	XXX	XXX	XXX	XXX	XXX	XXX
34.	Aggregate Write-Ins for Other Lines of Business .....	12,227	12,227										1,891
35.	TOTAL (a) .....	12,227	12,227										1,891
Details of Write-Ins													
3401.	GUARANTY OF EXCESS SHARE DEPOSITS IN CREDIT UNIONS .....	12,227	12,227										1,891
3402.	.....												
3403.	.....												
3498.	Summary of remaining write-ins for Line 34 from overflow page .....												
3499.	Totals (Lines 3401 through 3403 plus 3498) (Line 34 above) .....	12,227	12,227										1,891

(a) Finance and service charges not included in Lines 1 to 35 \$  
(b) For health business on indicated lines report: Number of persons insured under PPO managed care products and number of persons insured under indemnity only products .





EXHIBIT OF PREMIUMS AND LOSSES

BUSINESS IN THE STATE OF MAINE DURING THE YEAR 2024

NAIC Group Code: 0359

NAIC Company Code: 10003

Line of Business		Gross Premiums, Including Policy and Membership Fees, Less Return Premiums and Premiums on Policies not Taken		3	4	5	6	7	8	9	10	11	12
		1	2	Dividends Paid or Credited to Policyholders on Direct Business	Direct Unearned Premium Reserves	Direct Losses Paid (deducting salvage)	Direct Losses Incurred	Direct Losses Unpaid	Direct Defense and Cost Containment Expense Paid	Direct Defense and Cost Containment Expense Incurred	Direct Defense and Cost Containment Expense Unpaid	Commissions and Brokerage Expenses	Taxes, Licenses and Fees
1.	Fire .....												
2.1	Allied Lines .....												
2.2	Multiple Peril Crop .....												
2.3	Federal Flood .....												
2.4	Private Crop .....												
2.5	Private Flood .....												
3.	Farmowners Multiple Peril .....												
4.	Homeowners Multiple Peril .....												
5.1	Commercial Multiple Peril (Non-Liability Portion) .....												
5.2	Commercial Multiple Peril (Liability Portion) .....												
6.	Mortgage Guaranty .....												
8.	Ocean Marine .....												
9.1	Inland marine .....												
9.2	Pet insurance plans .....												
10.	Financial Guaranty .....												
11.1	Medical Professional Liability — Occurrence .....												
11.2	Medical Professional Liability — Claims-Made .....												
12.	Earthquake .....												
13.1	Comprehensive (hospital and medical) ind (b) .....												
13.2	Comprehensive (hospital and medical) group (b) .....												
14.	Credit A&H (Group and Individual) .....												
15.1	Vision Only (b) .....												
15.2	Dental Only (b) .....												
15.3	Disability Income (b) .....												
15.4	Medicare Supplement (b) .....												
15.5	Medicaid Title XIX (b) .....												
15.6	Medicare Title XVIII (b) .....												
15.7	Long-Term Care (b) .....												
15.8	Federal Employees Health Benefits Plan (b) .....												
15.9	Other Health (b) .....												
16.	Workers' Compensation .....												
17.1	Other Liability—Occurrence .....												
17.2	Other Liability—Claims-Made .....												
17.3	Excess Workers' Compensation .....												
18.1	Products Liability — Occurrence .....												
18.2	Products Liability — Claims-Made .....												
19.1	Private Passenger Auto No-Fault (Personal Injury Protection) .....												
19.2	Other Private Passenger Auto Liability .....												
19.3	Commercial Auto No-Fault (Personal Injury Protection) .....												
19.4	Other Commercial Auto Liability .....												
21.1	Private Passenger Auto Physical Damage .....												
21.2	Commercial Auto Physical Damage .....												
22.	Aircraft (all perils) .....												
23.	Fidelity .....												
24.	Surety .....												
26.	Burglary and Theft .....												
27.	Boiler and Machinery .....												
28.	Credit .....												
29.	International .....												
30.	Warranty .....												
31.	Reins nonproportional assumed property .....	XXX	XXX	XXX	XXX	XXX	XXX	XXX	XXX	XXX	XXX	XXX	XXX
32.	Reins nonproportional assumed liability .....	XXX	XXX	XXX	XXX	XXX	XXX	XXX	XXX	XXX	XXX	XXX	XXX
33.	Reins nonproportional assumed financial lines .....	XXX	XXX	XXX	XXX	XXX	XXX	XXX	XXX	XXX	XXX	XXX	XXX
34.	Aggregate Write-Ins for Other Lines of Business .....	182,022	182,022										3,511
35.	TOTAL (a) .....	182,022	182,022										3,511
Details of Write-Ins													
3401.	GUARANTY OF EXCESS SHARE DEPOSITS IN CREDIT UNIONS .....	182,022	182,022										3,511
3402.	.....												
3403.	.....												
3498.	Summary of remaining write-ins for Line 34 from overflow page .....												
3499.	Totals (Lines 3401 through 3403 plus 3498) (Line 34 above) .....	182,022	182,022										3,511

(a) Finance and service charges not included in Lines 1 to 35 \$  
(b) For health business on indicated lines report: Number of persons insured under PPO managed care products and number of persons insured under indemnity only products .



EXHIBIT OF PREMIUMS AND LOSSES

BUSINESS IN THE STATE OF MARYLAND DURING THE YEAR 2024

NAIC Group Code: 0359

NAIC Company Code: 10003

Line of Business		Gross Premiums, Including Policy and Membership Fees, Less Return Premiums and Premiums on Policies not Taken		3	4	5	6	7	8	9	10	11	12
		1	2	Dividends Paid or Credited to Policyholders on Direct Business	Direct Unearned Premium Reserves	Direct Losses Paid (deducting salvage)	Direct Losses Incurred	Direct Losses Unpaid	Direct Defense and Cost Containment Expense Paid	Direct Defense and Cost Containment Expense Incurred	Direct Defense and Cost Containment Expense Unpaid	Commissions and Brokerage Expenses	Taxes, Licenses and Fees
1.	Fire .....												
2.1	Allied Lines .....												
2.2	Multiple Peril Crop .....												
2.3	Federal Flood .....												
2.4	Private Crop .....												
2.5	Private Flood .....												
3.	Farmowners Multiple Peril .....												
4.	Homeowners Multiple Peril .....												
5.1	Commercial Multiple Peril (Non-Liability Portion) .....												
5.2	Commercial Multiple Peril (Liability Portion) .....												
6.	Mortgage Guaranty .....												
8.	Ocean Marine .....												
9.1	Inland marine .....												
9.2	Pet insurance plans .....												
10.	Financial Guaranty .....												
11.1	Medical Professional Liability — Occurrence .....												
11.2	Medical Professional Liability — Claims-Made .....												
12.	Earthquake .....												
13.1	Comprehensive (hospital and medical) ind (b) .....												
13.2	Comprehensive (hospital and medical) group (b) .....												
14.	Credit A&H (Group and Individual) .....												
15.1	Vision Only (b) .....												
15.2	Dental Only (b) .....												
15.3	Disability Income (b) .....												
15.4	Medicare Supplement (b) .....												
15.5	Medicaid Title XIX (b) .....												
15.6	Medicare Title XVIII (b) .....												
15.7	Long-Term Care (b) .....												
15.8	Federal Employees Health Benefits Plan (b) .....												
15.9	Other Health (b) .....												
16.	Workers' Compensation .....												
17.1	Other Liability—Occurrence .....												
17.2	Other Liability—Claims-Made .....												
17.3	Excess Workers' Compensation .....												
18.1	Products Liability — Occurrence .....												
18.2	Products Liability — Claims-Made .....												
19.1	Private Passenger Auto No-Fault (Personal Injury Protection) .....												
19.2	Other Private Passenger Auto Liability .....												
19.3	Commercial Auto No-Fault (Personal Injury Protection) .....												
19.4	Other Commercial Auto Liability .....												
21.1	Private Passenger Auto Physical Damage .....												
21.2	Commercial Auto Physical Damage .....												
22.	Aircraft (all perils) .....												
23.	Fidelity .....												
24.	Surety .....												
26.	Burglary and Theft .....												
27.	Boiler and Machinery .....												
28.	Credit .....												
29.	International .....												
30.	Warranty .....												
31.	Reins nonproportional assumed property .....	XXX	XXX	XXX	XXX	XXX	XXX	XXX	XXX	XXX	XXX	XXX	XXX
32.	Reins nonproportional assumed liability .....	XXX	XXX	XXX	XXX	XXX	XXX	XXX	XXX	XXX	XXX	XXX	XXX
33.	Reins nonproportional assumed financial lines .....	XXX	XXX	XXX	XXX	XXX	XXX	XXX	XXX	XXX	XXX	XXX	XXX
34.	Aggregate Write-Ins for Other Lines of Business .....	49,278	49,278										3,565
35.	TOTAL (a) .....	49,278	49,278										3,565
Details of Write-Ins													
3401.	GUARANTY OF EXCESS SHARE DEPOSITS IN CREDIT UNIONS .....	49,278	49,278										3,565
3402.	.....												
3403.	.....												
3498.	Summary of remaining write-ins for Line 34 from overflow page .....												
3499.	Totals (Lines 3401 through 3403 plus 3498) (Line 34 above) .....	49,278	49,278										3,565

(a) Finance and service charges not included in Lines 1 to 35 \$  
(b) For health business on indicated lines report: Number of persons insured under PPO managed care products and number of persons insured under indemnity only products .



EXHIBIT OF PREMIUMS AND LOSSES

BUSINESS IN THE STATE OF MICHIGAN DURING THE YEAR 2024

NAIC Group Code: 0359

NAIC Company Code: 10003

Line of Business		Gross Premiums, Including Policy and Membership Fees, Less Return Premiums and Premiums on Policies not Taken		3	4	5	6	7	8	9	10	11	12
		1	2	Dividends Paid or Credited to Policyholders on Direct Business	Direct Unearned Premium Reserves	Direct Losses Paid (deducting salvage)	Direct Losses Incurred	Direct Losses Unpaid	Direct Defense and Cost Containment Expense Paid	Direct Defense and Cost Containment Expense Incurred	Direct Defense and Cost Containment Expense Unpaid	Commissions and Brokerage Expenses	Taxes, Licenses and Fees
1.	Fire .....												
2.1	Allied Lines .....												
2.2	Multiple Peril Crop .....												
2.3	Federal Flood .....												
2.4	Private Crop .....												
2.5	Private Flood .....												
3.	Farmowners Multiple Peril .....												
4.	Homeowners Multiple Peril .....												
5.1	Commercial Multiple Peril (Non-Liability Portion) .....												
5.2	Commercial Multiple Peril (Liability Portion) .....												
6.	Mortgage Guaranty .....												
8.	Ocean Marine .....												
9.1	Inland marine .....												
9.2	Pet insurance plans .....												
10.	Financial Guaranty .....												
11.1	Medical Professional Liability — Occurrence .....												
11.2	Medical Professional Liability — Claims-Made .....												
12.	Earthquake .....												
13.1	Comprehensive (hospital and medical) ind (b) .....												
13.2	Comprehensive (hospital and medical) group (b) .....												
14.	Credit A&H (Group and Individual) .....												
15.1	Vision Only (b) .....												
15.2	Dental Only (b) .....												
15.3	Disability Income (b) .....												
15.4	Medicare Supplement (b) .....												
15.5	Medicaid Title XIX (b) .....												
15.6	Medicare Title XVIII (b) .....												
15.7	Long-Term Care (b) .....												
15.8	Federal Employees Health Benefits Plan (b) .....												
15.9	Other Health (b) .....												
16.	Workers' Compensation .....												
17.1	Other Liability—Occurrence .....												
17.2	Other Liability—Claims-Made .....												
17.3	Excess Workers' Compensation .....												
18.1	Products Liability — Occurrence .....												
18.2	Products Liability — Claims-Made .....												
19.1	Private Passenger Auto No-Fault (Personal Injury Protection) .....												
19.2	Other Private Passenger Auto Liability .....												
19.3	Commercial Auto No-Fault (Personal Injury Protection) .....												
19.4	Other Commercial Auto Liability .....												
21.1	Private Passenger Auto Physical Damage .....												
21.2	Commercial Auto Physical Damage .....												
22.	Aircraft (all perils) .....												
23.	Fidelity .....												
24.	Surety .....												
26.	Burglary and Theft .....												
27.	Boiler and Machinery .....												
28.	Credit .....												
29.	International .....												
30.	Warranty .....												
31.	Reins nonproportional assumed property .....	XXX	XXX	XXX	XXX	XXX	XXX	XXX	XXX	XXX	XXX	XXX	XXX
32.	Reins nonproportional assumed liability .....	XXX	XXX	XXX	XXX	XXX	XXX	XXX	XXX	XXX	XXX	XXX	XXX
33.	Reins nonproportional assumed financial lines .....	XXX	XXX	XXX	XXX	XXX	XXX	XXX	XXX	XXX	XXX	XXX	XXX
34.	Aggregate Write-Ins for Other Lines of Business .....	295,021	295,021										1,517
35.	TOTAL (a) .....	295,021	295,021										1,517
Details of Write-Ins													
3401.	GUARANTY OF EXCESS SHARE DEPOSITS IN CREDIT UNIONS .....	295,021	295,021										1,517
3402.	.....												
3403.	.....												
3498.	Summary of remaining write-ins for Line 34 from overflow page .....												
3499.	Totals (Lines 3401 through 3403 plus 3498) (Line 34 above) .....	295,021	295,021										1,517

(a) Finance and service charges not included in Lines 1 to 35 \$  
(b) For health business on indicated lines report: Number of persons insured under PPO managed care products and number of persons insured under indemnity only products .



EXHIBIT OF PREMIUMS AND LOSSES

BUSINESS IN THE STATE OF MINNESOTA DURING THE YEAR 2024

NAIC Group Code: 0359

NAIC Company Code: 10003

Line of Business		Gross Premiums, Including Policy and Membership Fees, Less Return Premiums and Premiums on Policies not Taken		3	4	5	6	7	8	9	10	11	12
		1 Direct Premiums Written	2 Direct Premiums Earned	Dividends Paid or Credited to Policyholders on Direct Business	Direct Unearned Premium Reserves	Direct Losses Paid (deducting salvage)	Direct Losses Incurred	Direct Losses Unpaid	Direct Defense and Cost Containment Expense Paid	Direct Defense and Cost Containment Expense Incurred	Direct Defense and Cost Containment Expense Unpaid	Commissions and Brokerage Expenses	Taxes, Licenses and Fees
1.	Fire .....												
2.1	Allied Lines .....												
2.2	Multiple Peril Crop .....												
2.3	Federal Flood .....												
2.4	Private Crop .....												
2.5	Private Flood .....												
3.	Farmowners Multiple Peril .....												
4.	Homeowners Multiple Peril .....												
5.1	Commercial Multiple Peril (Non-Liability Portion) .....												
5.2	Commercial Multiple Peril (Liability Portion) .....												
6.	Mortgage Guaranty .....												
8.	Ocean Marine .....												
9.1	Inland marine .....												
9.2	Pet insurance plans .....												
10.	Financial Guaranty .....												
11.1	Medical Professional Liability — Occurrence .....												
11.2	Medical Professional Liability — Claims-Made .....												
12.	Earthquake .....												
13.1	Comprehensive (hospital and medical) ind (b) .....												
13.2	Comprehensive (hospital and medical) group (b) .....												
14.	Credit A&H (Group and Individual) .....												
15.1	Vision Only (b) .....												
15.2	Dental Only (b) .....												
15.3	Disability Income (b) .....												
15.4	Medicare Supplement (b) .....												
15.5	Medicaid Title XIX (b) .....												
15.6	Medicare Title XVIII (b) .....												
15.7	Long-Term Care (b) .....												
15.8	Federal Employees Health Benefits Plan (b) .....												
15.9	Other Health (b) .....												
16.	Workers' Compensation .....												
17.1	Other Liability—Occurrence .....												
17.2	Other Liability—Claims-Made .....												
17.3	Excess Workers' Compensation .....												
18.1	Products Liability — Occurrence .....												
18.2	Products Liability — Claims-Made .....												
19.1	Private Passenger Auto No-Fault (Personal Injury Protection) .....												
19.2	Other Private Passenger Auto Liability .....												
19.3	Commercial Auto No-Fault (Personal Injury Protection) .....												
19.4	Other Commercial Auto Liability .....												
21.1	Private Passenger Auto Physical Damage .....												
21.2	Commercial Auto Physical Damage .....												
22.	Aircraft (all perils) .....												
23.	Fidelity .....												
24.	Surety .....												
26.	Burglary and Theft .....												
27.	Boiler and Machinery .....												
28.	Credit .....												
29.	International .....												
30.	Warranty .....												
31.	Reins nonproportional assumed property .....	XXX	XXX	XXX	XXX	XXX	XXX	XXX	XXX	XXX	XXX	XXX	XXX
32.	Reins nonproportional assumed liability .....	XXX	XXX	XXX	XXX	XXX	XXX	XXX	XXX	XXX	XXX	XXX	XXX
33.	Reins nonproportional assumed financial lines .....	XXX	XXX	XXX	XXX	XXX	XXX	XXX	XXX	XXX	XXX	XXX	XXX
34.	Aggregate Write-Ins for Other Lines of Business .....	199,466	199,466										9,509
35.	TOTAL (a) .....	199,466	199,466										9,509
Details of Write-Ins													
3401.	GUARANTY OF EXCESS SHARE DEPOSITS IN CREDIT UNIONS .....	199,466	199,466										9,509
3402.	.....												
3403.	.....												
3498.	Summary of remaining write-ins for Line 34 from overflow page .....												
3499.	Totals (Lines 3401 through 3403 plus 3498) (Line 34 above) .....	199,466	199,466										9,509

(a) Finance and service charges not included in Lines 1 to 35 \$  
(b) For health business on indicated lines report: Number of persons insured under PPO managed care products and number of persons insured under indemnity only products .



EXHIBIT OF PREMIUMS AND LOSSES

BUSINESS IN THE STATE OF MISSOURI DURING THE YEAR 2024

NAIC Group Code: 0359

NAIC Company Code: 10003

Line of Business		Gross Premiums, Including Policy and Membership Fees, Less Return Premiums and Premiums on Policies not Taken		3	4	5	6	7	8	9	10	11	12
		1 Direct Premiums Written	2 Direct Premiums Earned	Dividends Paid or Credited to Policyholders on Direct Business	Direct Unearned Premium Reserves	Direct Losses Paid (deducting salvage)	Direct Losses Incurred	Direct Losses Unpaid	Direct Defense and Cost Containment Expense Paid	Direct Defense and Cost Containment Expense Incurred	Direct Defense and Cost Containment Expense Unpaid	Commissions and Brokerage Expenses	Taxes, Licenses and Fees
1.	Fire .....												
2.1	Allied Lines .....												
2.2	Multiple Peril Crop .....												
2.3	Federal Flood .....												
2.4	Private Crop .....												
2.5	Private Flood .....												
3.	Farmowners Multiple Peril .....												
4.	Homeowners Multiple Peril .....												
5.1	Commercial Multiple Peril (Non-Liability Portion) .....												
5.2	Commercial Multiple Peril (Liability Portion) .....												
6.	Mortgage Guaranty .....												
8.	Ocean Marine .....												
9.1	Inland marine .....												
9.2	Pet insurance plans .....												
10.	Financial Guaranty .....												
11.1	Medical Professional Liability — Occurrence .....												
11.2	Medical Professional Liability — Claims-Made .....												
12.	Earthquake .....												
13.1	Comprehensive (hospital and medical) ind (b) .....												
13.2	Comprehensive (hospital and medical) group (b) .....												
14.	Credit A&H (Group and Individual) .....												
15.1	Vision Only (b) .....												
15.2	Dental Only (b) .....												
15.3	Disability Income (b) .....												
15.4	Medicare Supplement (b) .....												
15.5	Medicaid Title XIX (b) .....												
15.6	Medicare Title XVIII (b) .....												
15.7	Long-Term Care (b) .....												
15.8	Federal Employees Health Benefits Plan (b) .....												
15.9	Other Health (b) .....												
16.	Workers' Compensation .....												
17.1	Other Liability—Occurrence .....												
17.2	Other Liability—Claims-Made .....												
17.3	Excess Workers' Compensation .....												
18.1	Products Liability — Occurrence .....												
18.2	Products Liability — Claims-Made .....												
19.1	Private Passenger Auto No-Fault (Personal Injury Protection) .....												
19.2	Other Private Passenger Auto Liability .....												
19.3	Commercial Auto No-Fault (Personal Injury Protection) .....												
19.4	Other Commercial Auto Liability .....												
21.1	Private Passenger Auto Physical Damage .....												
21.2	Commercial Auto Physical Damage .....												
22.	Aircraft (all perils) .....												
23.	Fidelity .....												
24.	Surety .....												
26.	Burglary and Theft .....												
27.	Boiler and Machinery .....												
28.	Credit .....												
29.	International .....												
30.	Warranty .....												
31.	Reins nonproportional assumed property .....	XXX	XXX	XXX	XXX	XXX	XXX	XXX	XXX	XXX	XXX	XXX	XXX
32.	Reins nonproportional assumed liability .....	XXX	XXX	XXX	XXX	XXX	XXX	XXX	XXX	XXX	XXX	XXX	XXX
33.	Reins nonproportional assumed financial lines .....	XXX	XXX	XXX	XXX	XXX	XXX	XXX	XXX	XXX	XXX	XXX	XXX
34.	Aggregate Write-Ins for Other Lines of Business .....	123,404	123,404										4,788
35.	TOTAL (a) .....	123,404	123,404										4,788
Details of Write-Ins													
3401.	GUARANTY OF EXCESS SHARE DEPOSITS IN CREDIT UNIONS .....	123,404	123,404										4,788
3402.	.....												
3403.	.....												
3498.	Summary of remaining write-ins for Line 34 from overflow page .....												
3499.	Totals (Lines 3401 through 3403 plus 3498) (Line 34 above) .....	123,404	123,404										4,788

(a) Finance and service charges not included in Lines 1 to 35 \$  
(b) For health business on indicated lines report: Number of persons insured under PPO managed care products and number of persons insured under indemnity only products .



EXHIBIT OF PREMIUMS AND LOSSES

BUSINESS IN THE STATE OF MONTANA DURING THE YEAR 2024

NAIC Group Code: 0359

NAIC Company Code: 10003

Line of Business		Gross Premiums, Including Policy and Membership Fees, Less Return Premiums and Premiums on Policies not Taken		3	4	5	6	7	8	9	10	11	12
		1	2	Dividends Paid or Credited to Policyholders on Direct Business	Direct Unearned Premium Reserves	Direct Losses Paid (deducting salvage)	Direct Losses Incurred	Direct Losses Unpaid	Direct Defense and Cost Containment Expense Paid	Direct Defense and Cost Containment Expense Incurred	Direct Defense and Cost Containment Expense Unpaid	Commissions and Brokerage Expenses	Taxes, Licenses and Fees
1.	Fire .....												
2.1	Allied Lines .....												
2.2	Multiple Peril Crop .....												
2.3	Federal Flood .....												
2.4	Private Crop .....												
2.5	Private Flood .....												
3.	Farmowners Multiple Peril .....												
4.	Homeowners Multiple Peril .....												
5.1	Commercial Multiple Peril (Non-Liability Portion) .....												
5.2	Commercial Multiple Peril (Liability Portion) .....												
6.	Mortgage Guaranty .....												
8.	Ocean Marine .....												
9.1	Inland marine .....												
9.2	Pet insurance plans .....												
10.	Financial Guaranty .....												
11.1	Medical Professional Liability — Occurrence .....												
11.2	Medical Professional Liability — Claims-Made .....												
12.	Earthquake .....												
13.1	Comprehensive (hospital and medical) ind (b) .....												
13.2	Comprehensive (hospital and medical) group (b) .....												
14.	Credit A&H (Group and Individual) .....												
15.1	Vision Only (b) .....												
15.2	Dental Only (b) .....												
15.3	Disability Income (b) .....												
15.4	Medicare Supplement (b) .....												
15.5	Medicaid Title XIX (b) .....												
15.6	Medicare Title XVIII (b) .....												
15.7	Long-Term Care (b) .....												
15.8	Federal Employees Health Benefits Plan (b) .....												
15.9	Other Health (b) .....												
16.	Workers' Compensation .....												
17.1	Other Liability—Occurrence .....												
17.2	Other Liability—Claims-Made .....												
17.3	Excess Workers' Compensation .....												
18.1	Products Liability — Occurrence .....												
18.2	Products Liability — Claims-Made .....												
19.1	Private Passenger Auto No-Fault (Personal Injury Protection) .....												
19.2	Other Private Passenger Auto Liability .....												
19.3	Commercial Auto No-Fault (Personal Injury Protection) .....												
19.4	Other Commercial Auto Liability .....												
21.1	Private Passenger Auto Physical Damage .....												
21.2	Commercial Auto Physical Damage .....												
22.	Aircraft (all perils) .....												
23.	Fidelity .....												
24.	Surety .....												
26.	Burglary and Theft .....												
27.	Boiler and Machinery .....												
28.	Credit .....												
29.	International .....												
30.	Warranty .....												
31.	Reins nonproportional assumed property .....	XXX	XXX	XXX	XXX	XXX	XXX	XXX	XXX	XXX	XXX	XXX	XXX
32.	Reins nonproportional assumed liability .....	XXX	XXX	XXX	XXX	XXX	XXX	XXX	XXX	XXX	XXX	XXX	XXX
33.	Reins nonproportional assumed financial lines .....	XXX	XXX	XXX	XXX	XXX	XXX	XXX	XXX	XXX	XXX	XXX	XXX
34.	Aggregate Write-Ins for Other Lines of Business .....	19,130	19,130										2,436
35.	TOTAL (a) .....	19,130	19,130										2,436
Details of Write-Ins													
3401.	GUARANTY OF EXCESS SHARE DEPOSITS IN CREDIT UNIONS .....	19,130	19,130										2,436
3402.	.....												
3403.	.....												
3498.	Summary of remaining write-ins for Line 34 from overflow page .....												
3499.	Totals (Lines 3401 through 3403 plus 3498) (Line 34 above) .....	19,130	19,130										2,436

(a) Finance and service charges not included in Lines 1 to 35 \$  
(b) For health business on indicated lines report: Number of persons insured under PPO managed care products and number of persons insured under indemnity only products .



EXHIBIT OF PREMIUMS AND LOSSES

BUSINESS IN THE STATE OF NEVADA DURING THE YEAR 2024

NAIC Group Code: 0359

NAIC Company Code: 10003

Line of Business		Gross Premiums, Including Policy and Membership Fees, Less Return Premiums and Premiums on Policies not Taken		3	4	5	6	7	8	9	10	11	12
		1 Direct Premiums Written	2 Direct Premiums Earned	Dividends Paid or Credited to Policyholders on Direct Business	Direct Unearned Premium Reserves	Direct Losses Paid (deducting salvage)	Direct Losses Incurred	Direct Losses Unpaid	Direct Defense and Cost Containment Expense Paid	Direct Defense and Cost Containment Expense Incurred	Direct Defense and Cost Containment Expense Unpaid	Commissions and Brokerage Expenses	Taxes, Licenses and Fees
1.	Fire .....												
2.1	Allied Lines .....												
2.2	Multiple Peril Crop .....												
2.3	Federal Flood .....												
2.4	Private Crop .....												
2.5	Private Flood .....												
3.	Farmowners Multiple Peril .....												
4.	Homeowners Multiple Peril .....												
5.1	Commercial Multiple Peril (Non-Liability Portion) .....												
5.2	Commercial Multiple Peril (Liability Portion) .....												
6.	Mortgage Guaranty .....												
8.	Ocean Marine .....												
9.1	Inland marine .....												
9.2	Pet insurance plans .....												
10.	Financial Guaranty .....												
11.1	Medical Professional Liability — Occurrence .....												
11.2	Medical Professional Liability — Claims-Made .....												
12.	Earthquake .....												
13.1	Comprehensive (hospital and medical) ind (b) .....												
13.2	Comprehensive (hospital and medical) group (b) .....												
14.	Credit A&H (Group and Individual) .....												
15.1	Vision Only (b) .....												
15.2	Dental Only (b) .....												
15.3	Disability Income (b) .....												
15.4	Medicare Supplement (b) .....												
15.5	Medicaid Title XIX (b) .....												
15.6	Medicare Title XVIII (b) .....												
15.7	Long-Term Care (b) .....												
15.8	Federal Employees Health Benefits Plan (b) .....												
15.9	Other Health (b) .....												
16.	Workers' Compensation .....												
17.1	Other Liability—Occurrence .....												
17.2	Other Liability—Claims-Made .....												
17.3	Excess Workers' Compensation .....												
18.1	Products Liability — Occurrence .....												
18.2	Products Liability — Claims-Made .....												
19.1	Private Passenger Auto No-Fault (Personal Injury Protection) .....												
19.2	Other Private Passenger Auto Liability .....												
19.3	Commercial Auto No-Fault (Personal Injury Protection) .....												
19.4	Other Commercial Auto Liability .....												
21.1	Private Passenger Auto Physical Damage .....												
21.2	Commercial Auto Physical Damage .....												
22.	Aircraft (all perils) .....												
23.	Fidelity .....												
24.	Surety .....												
26.	Burglary and Theft .....												
27.	Boiler and Machinery .....												
28.	Credit .....												
29.	International .....												
30.	Warranty .....												
31.	Reins nonproportional assumed property .....	XXX	XXX	XXX	XXX	XXX	XXX	XXX	XXX	XXX	XXX	XXX	XXX
32.	Reins nonproportional assumed liability .....	XXX	XXX	XXX	XXX	XXX	XXX	XXX	XXX	XXX	XXX	XXX	XXX
33.	Reins nonproportional assumed financial lines .....	XXX	XXX	XXX	XXX	XXX	XXX	XXX	XXX	XXX	XXX	XXX	XXX
34.	Aggregate Write-Ins for Other Lines of Business .....	188,287	188,287										7,635
35.	TOTAL (a) .....	188,287	188,287										7,635
Details of Write-Ins													
3401.	GUARANTY OF EXCESS SHARE DEPOSITS IN CREDIT UNIONS .....	188,287	188,287										7,635
3402.	.....												
3403.	.....												
3498.	Summary of remaining write-ins for Line 34 from overflow page .....												
3499.	Totals (Lines 3401 through 3403 plus 3498) (Line 34 above) .....	188,287	188,287										7,635

(a) Finance and service charges not included in Lines 1 to 35 \$  
(b) For health business on indicated lines report: Number of persons insured under PPO managed care products and number of persons insured under indemnity only products .



EXHIBIT OF PREMIUMS AND LOSSES

BUSINESS IN THE STATE OF NEW HAMPSHIRE DURING THE YEAR 2024

NAIC Group Code: 0359

NAIC Company Code: 10003

Line of Business		Gross Premiums, Including Policy and Membership Fees, Less Return Premiums and Premiums on Policies not Taken		3	4	5	6	7	8	9	10	11	12
		1 Direct Premiums Written	2 Direct Premiums Earned	Dividends Paid or Credited to Policyholders on Direct Business	Direct Unearned Premium Reserves	Direct Losses Paid (deducting salvage)	Direct Losses Incurred	Direct Losses Unpaid	Direct Defense and Cost Containment Expense Paid	Direct Defense and Cost Containment Expense Incurred	Direct Defense and Cost Containment Expense Unpaid	Commissions and Brokerage Expenses	Taxes, Licenses and Fees
1.	Fire .....												
2.1	Allied Lines .....												
2.2	Multiple Peril Crop .....												
2.3	Federal Flood .....												
2.4	Private Crop .....												
2.5	Private Flood .....												
3.	Farmowners Multiple Peril .....												
4.	Homeowners Multiple Peril .....												
5.1	Commercial Multiple Peril (Non-Liability Portion) .....												
5.2	Commercial Multiple Peril (Liability Portion) .....												
6.	Mortgage Guaranty .....												
8.	Ocean Marine .....												
9.1	Inland marine .....												
9.2	Pet insurance plans .....												
10.	Financial Guaranty .....												
11.1	Medical Professional Liability — Occurrence .....												
11.2	Medical Professional Liability — Claims-Made .....												
12.	Earthquake .....												
13.1	Comprehensive (hospital and medical) ind (b) .....												
13.2	Comprehensive (hospital and medical) group (b) .....												
14.	Credit A&H (Group and Individual) .....												
15.1	Vision Only (b) .....												
15.2	Dental Only (b) .....												
15.3	Disability Income (b) .....												
15.4	Medicare Supplement (b) .....												
15.5	Medicaid Title XIX (b) .....												
15.6	Medicare Title XVIII (b) .....												
15.7	Long-Term Care (b) .....												
15.8	Federal Employees Health Benefits Plan (b) .....												
15.9	Other Health (b) .....												
16.	Workers' Compensation .....												
17.1	Other Liability—Occurrence .....												
17.2	Other Liability—Claims-Made .....												
17.3	Excess Workers' Compensation .....												
18.1	Products Liability — Occurrence .....												
18.2	Products Liability — Claims-Made .....												
19.1	Private Passenger Auto No-Fault (Personal Injury Protection) .....												
19.2	Other Private Passenger Auto Liability .....												
19.3	Commercial Auto No-Fault (Personal Injury Protection) .....												
19.4	Other Commercial Auto Liability .....												
21.1	Private Passenger Auto Physical Damage .....												
21.2	Commercial Auto Physical Damage .....												
22.	Aircraft (all perils) .....												
23.	Fidelity .....												
24.	Surety .....												
26.	Burglary and Theft .....												
27.	Boiler and Machinery .....												
28.	Credit .....												
29.	International .....												
30.	Warranty .....												
31.	Reins nonproportional assumed property .....	XXX	XXX	XXX	XXX	XXX	XXX	XXX	XXX	XXX	XXX	XXX	XXX
32.	Reins nonproportional assumed liability .....	XXX	XXX	XXX	XXX	XXX	XXX	XXX	XXX	XXX	XXX	XXX	XXX
33.	Reins nonproportional assumed financial lines .....	XXX	XXX	XXX	XXX	XXX	XXX	XXX	XXX	XXX	XXX	XXX	XXX
34.	Aggregate Write-Ins for Other Lines of Business .....	80,378	80,378										2,538
35.	TOTAL (a) .....	80,378	80,378										2,538
Details of Write-Ins													
3401.	GUARANTY OF EXCESS SHARE DEPOSITS IN CREDIT UNIONS .....	80,378	80,378										2,538
3402.	.....												
3403.	.....												
3498.	Summary of remaining write-ins for Line 34 from overflow page .....												
3499.	Totals (Lines 3401 through 3403 plus 3498) (Line 34 above) .....	80,378	80,378										2,538

(a) Finance and service charges not included in Lines 1 to 35 \$  
(b) For health business on indicated lines report: Number of persons insured under PPO managed care products and number of persons insured under indemnity only products .





EXHIBIT OF PREMIUMS AND LOSSES

BUSINESS IN THE STATE OF NEW JERSEY DURING THE YEAR 2024

NAIC Group Code: 0359

NAIC Company Code: 10003

Line of Business		Gross Premiums, Including Policy and Membership Fees, Less Return Premiums and Premiums on Policies not Taken		3	4	5	6	7	8	9	10	11	12
		1 Direct Premiums Written	2 Direct Premiums Earned	Dividends Paid or Credited to Policyholders on Direct Business	Direct Unearned Premium Reserves	Direct Losses Paid (deducting salvage)	Direct Losses Incurred	Direct Losses Unpaid	Direct Defense and Cost Containment Expense Paid	Direct Defense and Cost Containment Expense Incurred	Direct Defense and Cost Containment Expense Unpaid	Commissions and Brokerage Expenses	Taxes, Licenses and Fees
1.	Fire .....												
2.1	Allied Lines .....												
2.2	Multiple Peril Crop .....												
2.3	Federal Flood .....												
2.4	Private Crop .....												
2.5	Private Flood .....												
3.	Farmowners Multiple Peril .....												
4.	Homeowners Multiple Peril .....												
5.1	Commercial Multiple Peril (Non-Liability Portion) .....												
5.2	Commercial Multiple Peril (Liability Portion) .....												
6.	Mortgage Guaranty .....												
8.	Ocean Marine .....												
9.1	Inland marine .....												
9.2	Pet insurance plans .....												
10.	Financial Guaranty .....												
11.1	Medical Professional Liability — Occurrence .....												
11.2	Medical Professional Liability — Claims-Made .....												
12.	Earthquake .....												
13.1	Comprehensive (hospital and medical) ind (b) .....												
13.2	Comprehensive (hospital and medical) group (b) .....												
14.	Credit A&H (Group and Individual) .....												
15.1	Vision Only (b) .....												
15.2	Dental Only (b) .....												
15.3	Disability Income (b) .....												
15.4	Medicare Supplement (b) .....												
15.5	Medicaid Title XIX (b) .....												
15.6	Medicare Title XVIII (b) .....												
15.7	Long-Term Care (b) .....												
15.8	Federal Employees Health Benefits Plan (b) .....												
15.9	Other Health (b) .....												
16.	Workers' Compensation .....												
17.1	Other Liability—Occurrence .....												
17.2	Other Liability—Claims-Made .....												
17.3	Excess Workers' Compensation .....												
18.1	Products Liability — Occurrence .....												
18.2	Products Liability — Claims-Made .....												
19.1	Private Passenger Auto No-Fault (Personal Injury Protection) .....												
19.2	Other Private Passenger Auto Liability .....												
19.3	Commercial Auto No-Fault (Personal Injury Protection) .....												
19.4	Other Commercial Auto Liability .....												
21.1	Private Passenger Auto Physical Damage .....												
21.2	Commercial Auto Physical Damage .....												
22.	Aircraft (all perils) .....												
23.	Fidelity .....												
24.	Surety .....												
26.	Burglary and Theft .....												
27.	Boiler and Machinery .....												
28.	Credit .....												
29.	International .....												
30.	Warranty .....												
31.	Reins nonproportional assumed property .....	XXX	XXX	XXX	XXX	XXX	XXX	XXX	XXX	XXX	XXX	XXX	XXX
32.	Reins nonproportional assumed liability .....	XXX	XXX	XXX	XXX	XXX	XXX	XXX	XXX	XXX	XXX	XXX	XXX
33.	Reins nonproportional assumed financial lines .....	XXX	XXX	XXX	XXX	XXX	XXX	XXX	XXX	XXX	XXX	XXX	XXX
34.	Aggregate Write-Ins for Other Lines of Business .....	109,905	109,905										1,876
35.	TOTAL (a) .....	109,905	109,905										1,876
Details of Write-Ins													
3401.	GUARANTY OF EXCESS SHARE DEPOSITS IN CREDIT UNIONS .....	109,905	109,905										1,876
3402.	.....												
3403.	.....												
3498.	Summary of remaining write-ins for Line 34 from overflow page .....												
3499.	Totals (Lines 3401 through 3403 plus 3498) (Line 34 above) .....	109,905	109,905										1,876

(a) Finance and service charges not included in Lines 1 to 35 \$  
(b) For health business on indicated lines report: Number of persons insured under PPO managed care products and number of persons insured under indemnity only products .



EXHIBIT OF PREMIUMS AND LOSSES

BUSINESS IN THE STATE OF NORTH CAROLINA DURING THE YEAR 2024

NAIC Group Code: 0359

NAIC Company Code: 10003

Line of Business		Gross Premiums, Including Policy and Membership Fees, Less Return Premiums and Premiums on Policies not Taken		3	4	5	6	7	8	9	10	11	12
		1	2	Dividends Paid or Credited to Policyholders on Direct Business	Direct Unearned Premium Reserves	Direct Losses Paid (deducting salvage)	Direct Losses Incurred	Direct Losses Unpaid	Direct Defense and Cost Containment Expense Paid	Direct Defense and Cost Containment Expense Incurred	Direct Defense and Cost Containment Expense Unpaid	Commissions and Brokerage Expenses	Taxes, Licenses and Fees
1.	Fire .....												
2.1	Allied Lines .....												
2.2	Multiple Peril Crop .....												
2.3	Federal Flood .....												
2.4	Private Crop .....												
2.5	Private Flood .....												
3.	Farmowners Multiple Peril .....												
4.	Homeowners Multiple Peril .....												
5.1	Commercial Multiple Peril (Non-Liability Portion) .....												
5.2	Commercial Multiple Peril (Liability Portion) .....												
6.	Mortgage Guaranty .....												
8.	Ocean Marine .....												
9.1	Inland marine .....												
9.2	Pet insurance plans .....												
10.	Financial Guaranty .....												
11.1	Medical Professional Liability — Occurrence .....												
11.2	Medical Professional Liability — Claims-Made .....												
12.	Earthquake .....												
13.1	Comprehensive (hospital and medical) ind (b) .....												
13.2	Comprehensive (hospital and medical) group (b) .....												
14.	Credit A&H (Group and Individual) .....												
15.1	Vision Only (b) .....												
15.2	Dental Only (b) .....												
15.3	Disability Income (b) .....												
15.4	Medicare Supplement (b) .....												
15.5	Medicaid Title XIX (b) .....												
15.6	Medicare Title XVIII (b) .....												
15.7	Long-Term Care (b) .....												
15.8	Federal Employees Health Benefits Plan (b) .....												
15.9	Other Health (b) .....												
16.	Workers' Compensation .....												
17.1	Other Liability—Occurrence .....												
17.2	Other Liability—Claims-Made .....												
17.3	Excess Workers' Compensation .....												
18.1	Products Liability — Occurrence .....												
18.2	Products Liability — Claims-Made .....												
19.1	Private Passenger Auto No-Fault (Personal Injury Protection) .....												
19.2	Other Private Passenger Auto Liability .....												
19.3	Commercial Auto No-Fault (Personal Injury Protection) .....												
19.4	Other Commercial Auto Liability .....												
21.1	Private Passenger Auto Physical Damage .....												
21.2	Commercial Auto Physical Damage .....												
22.	Aircraft (all perils) .....												
23.	Fidelity .....												
24.	Surety .....												
26.	Burglary and Theft .....												
27.	Boiler and Machinery .....												
28.	Credit .....												
29.	International .....												
30.	Warranty .....												
31.	Reins nonproportional assumed property .....	XXX	XXX	XXX	XXX	XXX	XXX	XXX	XXX	XXX	XXX	XXX	XXX
32.	Reins nonproportional assumed liability .....	XXX	XXX	XXX	XXX	XXX	XXX	XXX	XXX	XXX	XXX	XXX	XXX
33.	Reins nonproportional assumed financial lines .....	XXX	XXX	XXX	XXX	XXX	XXX	XXX	XXX	XXX	XXX	XXX	XXX
34.	Aggregate Write-Ins for Other Lines of Business .....	117,934	117,934										5,561
35.	TOTAL (a) .....	117,934	117,934										5,561
Details of Write-Ins													
3401.	GUARANTY OF EXCESS SHARE DEPOSITS IN CREDIT UNIONS .....	117,934	117,934										5,561
3402.	.....												
3403.	.....												
3498.	Summary of remaining write-ins for Line 34 from overflow page .....												
3499.	Totals (Lines 3401 through 3403 plus 3498) (Line 34 above) .....	117,934	117,934										5,561

(a) Finance and service charges not included in Lines 1 to 35 \$  
(b) For health business on indicated lines report: Number of persons insured under PPO managed care products and number of persons insured under indemnity only products .



EXHIBIT OF PREMIUMS AND LOSSES

BUSINESS IN THE STATE OF NORTH DAKOTA DURING THE YEAR 2024

NAIC Group Code: 0359

NAIC Company Code: 10003

Line of Business		Gross Premiums, Including Policy and Membership Fees, Less Return Premiums and Premiums on Policies not Taken		3	4	5	6	7	8	9	10	11	12
		1 Direct Premiums Written	2 Direct Premiums Earned	Dividends Paid or Credited to Policyholders on Direct Business	Direct Unearned Premium Reserves	Direct Losses Paid (deducting salvage)	Direct Losses Incurred	Direct Losses Unpaid	Direct Defense and Cost Containment Expense Paid	Direct Defense and Cost Containment Expense Incurred	Direct Defense and Cost Containment Expense Unpaid	Commissions and Brokerage Expenses	Taxes, Licenses and Fees
1.	Fire .....												
2.1	Allied Lines .....												
2.2	Multiple Peril Crop .....												
2.3	Federal Flood .....												
2.4	Private Crop .....												
2.5	Private Flood .....												
3.	Farmowners Multiple Peril .....												
4.	Homeowners Multiple Peril .....												
5.1	Commercial Multiple Peril (Non-Liability Portion) .....												
5.2	Commercial Multiple Peril (Liability Portion) .....												
6.	Mortgage Guaranty .....												
8.	Ocean Marine .....												
9.1	Inland marine .....												
9.2	Pet insurance plans .....												
10.	Financial Guaranty .....												
11.1	Medical Professional Liability — Occurrence .....												
11.2	Medical Professional Liability — Claims-Made .....												
12.	Earthquake .....												
13.1	Comprehensive (hospital and medical) ind (b) .....												
13.2	Comprehensive (hospital and medical) group (b) .....												
14.	Credit A&H (Group and Individual) .....												
15.1	Vision Only (b) .....												
15.2	Dental Only (b) .....												
15.3	Disability Income (b) .....												
15.4	Medicare Supplement (b) .....												
15.5	Medicaid Title XIX (b) .....												
15.6	Medicare Title XVIII (b) .....												
15.7	Long-Term Care (b) .....												
15.8	Federal Employees Health Benefits Plan (b) .....												
15.9	Other Health (b) .....												
16.	Workers' Compensation .....												
17.1	Other Liability—Occurrence .....												
17.2	Other Liability—Claims-Made .....												
17.3	Excess Workers' Compensation .....												
18.1	Products Liability — Occurrence .....												
18.2	Products Liability — Claims-Made .....												
19.1	Private Passenger Auto No-Fault (Personal Injury Protection) .....												
19.2	Other Private Passenger Auto Liability .....												
19.3	Commercial Auto No-Fault (Personal Injury Protection) .....												
19.4	Other Commercial Auto Liability .....												
21.1	Private Passenger Auto Physical Damage .....												
21.2	Commercial Auto Physical Damage .....												
22.	Aircraft (all perils) .....												
23.	Fidelity .....												
24.	Surety .....												
26.	Burglary and Theft .....												
27.	Boiler and Machinery .....												
28.	Credit .....												
29.	International .....												
30.	Warranty .....												
31.	Reins nonproportional assumed property .....	XXX	XXX	XXX	XXX	XXX	XXX	XXX	XXX	XXX	XXX	XXX	XXX
32.	Reins nonproportional assumed liability .....	XXX	XXX	XXX	XXX	XXX	XXX	XXX	XXX	XXX	XXX	XXX	XXX
33.	Reins nonproportional assumed financial lines .....	XXX	XXX	XXX	XXX	XXX	XXX	XXX	XXX	XXX	XXX	XXX	XXX
34.	Aggregate Write-Ins for Other Lines of Business .....	40,054	40,054										1,655
35.	TOTAL (a) .....	40,054	40,054										1,655
Details of Write-Ins													
3401.	GUARANTY OF EXCESS SHARE DEPOSITS IN CREDIT UNIONS .....	40,054	40,054										1,655
3402.	.....												
3403.	.....												
3498.	Summary of remaining write-ins for Line 34 from overflow page .....												
3499.	Totals (Lines 3401 through 3403 plus 3498) (Line 34 above) .....	40,054	40,054										1,655

(a) Finance and service charges not included in Lines 1 to 35 \$  
(b) For health business on indicated lines report: Number of persons insured under PPO managed care products and number of persons insured under indemnity only products .



EXHIBIT OF PREMIUMS AND LOSSES

BUSINESS IN THE STATE OF OHIO DURING THE YEAR 2024

NAIC Group Code: 0359

NAIC Company Code: 10003

Line of Business		Gross Premiums, Including Policy and Membership Fees, Less Return Premiums and Premiums on Policies not Taken		3	4	5	6	7	8	9	10	11	12
		1	2	Dividends Paid or Credited to Policyholders on Direct Business	Direct Unearned Premium Reserves	Direct Losses Paid (deducting salvage)	Direct Losses Incurred	Direct Losses Unpaid	Direct Defense and Cost Containment Expense Paid	Direct Defense and Cost Containment Expense Incurred	Direct Defense and Cost Containment Expense Unpaid	Commissions and Brokerage Expenses	Taxes, Licenses and Fees
1.	Fire .....												
2.1	Allied Lines .....												
2.2	Multiple Peril Crop .....												
2.3	Federal Flood .....												
2.4	Private Crop .....												
2.5	Private Flood .....												
3.	Farmowners Multiple Peril .....												
4.	Homeowners Multiple Peril .....												
5.1	Commercial Multiple Peril (Non-Liability Portion) .....												
5.2	Commercial Multiple Peril (Liability Portion) .....												
6.	Mortgage Guaranty .....												
8.	Ocean Marine .....												
9.1	Inland marine .....												
9.2	Pet insurance plans .....												
10.	Financial Guaranty .....												
11.1	Medical Professional Liability — Occurrence .....												
11.2	Medical Professional Liability — Claims-Made .....												
12.	Earthquake .....												
13.1	Comprehensive (hospital and medical) ind (b) .....												
13.2	Comprehensive (hospital and medical) group (b) .....												
14.	Credit A&H (Group and Individual) .....												
15.1	Vision Only (b) .....												
15.2	Dental Only (b) .....												
15.3	Disability Income (b) .....												
15.4	Medicare Supplement (b) .....												
15.5	Medicaid Title XIX (b) .....												
15.6	Medicare Title XVIII (b) .....												
15.7	Long-Term Care (b) .....												
15.8	Federal Employees Health Benefits Plan (b) .....												
15.9	Other Health (b) .....												
16.	Workers' Compensation .....												
17.1	Other Liability—Occurrence .....												
17.2	Other Liability—Claims-Made .....												
17.3	Excess Workers' Compensation .....												
18.1	Products Liability — Occurrence .....												
18.2	Products Liability — Claims-Made .....												
19.1	Private Passenger Auto No-Fault (Personal Injury Protection) .....												
19.2	Other Private Passenger Auto Liability .....												
19.3	Commercial Auto No-Fault (Personal Injury Protection) .....												
19.4	Other Commercial Auto Liability .....												
21.1	Private Passenger Auto Physical Damage .....												
21.2	Commercial Auto Physical Damage .....												
22.	Aircraft (all perils) .....												
23.	Fidelity .....												
24.	Surety .....												
26.	Burglary and Theft .....												
27.	Boiler and Machinery .....												
28.	Credit .....												
29.	International .....												
30.	Warranty .....												
31.	Reins nonproportional assumed property .....	XXX	XXX	XXX	XXX	XXX	XXX	XXX	XXX	XXX	XXX	XXX	XXX
32.	Reins nonproportional assumed liability .....	XXX	XXX	XXX	XXX	XXX	XXX	XXX	XXX	XXX	XXX	XXX	XXX
33.	Reins nonproportional assumed financial lines .....	XXX	XXX	XXX	XXX	XXX	XXX	XXX	XXX	XXX	XXX	XXX	XXX
34.	Aggregate Write-Ins for Other Lines of Business .....	547,922	547,922										2,807
35.	TOTAL (a) .....	547,922	547,922										2,807
Details of Write-Ins													
3401.	GUARANTY OF EXCESS SHARE DEPOSITS IN CREDIT UNIONS .....	547,922	547,922										2,807
3402.	.....												
3403.	.....												
3498.	Summary of remaining write-ins for Line 34 from overflow page .....												
3499.	Totals (Lines 3401 through 3403 plus 3498) (Line 34 above) .....	547,922	547,922										2,807

(a) Finance and service charges not included in Lines 1 to 35 \$  
(b) For health business on indicated lines report: Number of persons insured under PPO managed care products and number of persons insured under indemnity only products .



EXHIBIT OF PREMIUMS AND LOSSES

BUSINESS IN THE STATE OF OKLAHOMA DURING THE YEAR 2024

NAIC Group Code: 0359

NAIC Company Code: 10003

Line of Business		Gross Premiums, Including Policy and Membership Fees, Less Return Premiums and Premiums on Policies not Taken		3	4	5	6	7	8	9	10	11	12
		1	2	Dividends Paid or Credited to Policyholders on Direct Business	Direct Unearned Premium Reserves	Direct Losses Paid (deducting salvage)	Direct Losses Incurred	Direct Losses Unpaid	Direct Defense and Cost Containment Expense Paid	Direct Defense and Cost Containment Expense Incurred	Direct Defense and Cost Containment Expense Unpaid	Commissions and Brokerage Expenses	Taxes, Licenses and Fees
1.	Fire .....												
2.1	Allied Lines .....												
2.2	Multiple Peril Crop .....												
2.3	Federal Flood .....												
2.4	Private Crop .....												
2.5	Private Flood .....												
3.	Farmowners Multiple Peril .....												
4.	Homeowners Multiple Peril .....												
5.1	Commercial Multiple Peril (Non-Liability Portion) .....												
5.2	Commercial Multiple Peril (Liability Portion) .....												
6.	Mortgage Guaranty .....												
8.	Ocean Marine .....												
9.1	Inland marine .....												
9.2	Pet insurance plans .....												
10.	Financial Guaranty .....												
11.1	Medical Professional Liability — Occurrence .....												
11.2	Medical Professional Liability — Claims-Made .....												
12.	Earthquake .....												
13.1	Comprehensive (hospital and medical) ind (b) .....												
13.2	Comprehensive (hospital and medical) group (b) .....												
14.	Credit A&H (Group and Individual) .....												
15.1	Vision Only (b) .....												
15.2	Dental Only (b) .....												
15.3	Disability Income (b) .....												
15.4	Medicare Supplement (b) .....												
15.5	Medicaid Title XIX (b) .....												
15.6	Medicare Title XVIII (b) .....												
15.7	Long-Term Care (b) .....												
15.8	Federal Employees Health Benefits Plan (b) .....												
15.9	Other Health (b) .....												
16.	Workers' Compensation .....												
17.1	Other Liability—Occurrence .....												
17.2	Other Liability—Claims-Made .....												
17.3	Excess Workers' Compensation .....												
18.1	Products Liability — Occurrence .....												
18.2	Products Liability — Claims-Made .....												
19.1	Private Passenger Auto No-Fault (Personal Injury Protection) .....												
19.2	Other Private Passenger Auto Liability .....												
19.3	Commercial Auto No-Fault (Personal Injury Protection) .....												
19.4	Other Commercial Auto Liability .....												
21.1	Private Passenger Auto Physical Damage .....												
21.2	Commercial Auto Physical Damage .....												
22.	Aircraft (all perils) .....												
23.	Fidelity .....												
24.	Surety .....												
26.	Burglary and Theft .....												
27.	Boiler and Machinery .....												
28.	Credit .....												
29.	International .....												
30.	Warranty .....												
31.	Reins nonproportional assumed property .....	XXX	XXX	XXX	XXX	XXX	XXX	XXX	XXX	XXX	XXX	XXX	XXX
32.	Reins nonproportional assumed liability .....	XXX	XXX	XXX	XXX	XXX	XXX	XXX	XXX	XXX	XXX	XXX	XXX
33.	Reins nonproportional assumed financial lines .....	XXX	XXX	XXX	XXX	XXX	XXX	XXX	XXX	XXX	XXX	XXX	XXX
34.	Aggregate Write-Ins for Other Lines of Business .....	92,511	92,511										3,124
35.	TOTAL (a) .....	92,511	92,511										3,124
Details of Write-Ins													
3401.	GUARANTY OF EXCESS SHARE DEPOSITS IN CREDIT UNIONS .....	92,511	92,511										3,124
3402.	.....												
3403.	.....												
3498.	Summary of remaining write-ins for Line 34 from overflow page .....												
3499.	Totals (Lines 3401 through 3403 plus 3498) (Line 34 above) .....	92,511	92,511										3,124

(a) Finance and service charges not included in Lines 1 to 35 \$  
(b) For health business on indicated lines report: Number of persons insured under PPO managed care products and number of persons insured under indemnity only products .



EXHIBIT OF PREMIUMS AND LOSSES

BUSINESS IN THE STATE OF OREGON DURING THE YEAR 2024

NAIC Group Code: 0359

NAIC Company Code: 10003

Line of Business		Gross Premiums, Including Policy and Membership Fees, Less Return Premiums and Premiums on Policies not Taken		3	4	5	6	7	8	9	10	11	12
		1	2	Dividends Paid or Credited to Policyholders on Direct Business	Direct Unearned Premium Reserves	Direct Losses Paid (deducting salvage)	Direct Losses Incurred	Direct Losses Unpaid	Direct Defense and Cost Containment Expense Paid	Direct Defense and Cost Containment Expense Incurred	Direct Defense and Cost Containment Expense Unpaid	Commissions and Brokerage Expenses	Taxes, Licenses and Fees
1.	Fire .....												
2.1	Allied Lines .....												
2.2	Multiple Peril Crop .....												
2.3	Federal Flood .....												
2.4	Private Crop .....												
2.5	Private Flood .....												
3.	Farmowners Multiple Peril .....												
4.	Homeowners Multiple Peril .....												
5.1	Commercial Multiple Peril (Non-Liability Portion) .....												
5.2	Commercial Multiple Peril (Liability Portion) .....												
6.	Mortgage Guaranty .....												
8.	Ocean Marine .....												
9.1	Inland marine .....												
9.2	Pet insurance plans .....												
10.	Financial Guaranty .....												
11.1	Medical Professional Liability — Occurrence .....												
11.2	Medical Professional Liability — Claims-Made .....												
12.	Earthquake .....												
13.1	Comprehensive (hospital and medical) ind (b) .....												
13.2	Comprehensive (hospital and medical) group (b) .....												
14.	Credit A&H (Group and Individual) .....												
15.1	Vision Only (b) .....												
15.2	Dental Only (b) .....												
15.3	Disability Income (b) .....												
15.4	Medicare Supplement (b) .....												
15.5	Medicaid Title XIX (b) .....												
15.6	Medicare Title XVIII (b) .....												
15.7	Long-Term Care (b) .....												
15.8	Federal Employees Health Benefits Plan (b) .....												
15.9	Other Health (b) .....												
16.	Workers' Compensation .....												
17.1	Other Liability—Occurrence .....												
17.2	Other Liability—Claims-Made .....												
17.3	Excess Workers' Compensation .....												
18.1	Products Liability — Occurrence .....												
18.2	Products Liability — Claims-Made .....												
19.1	Private Passenger Auto No-Fault (Personal Injury Protection) .....												
19.2	Other Private Passenger Auto Liability .....												
19.3	Commercial Auto No-Fault (Personal Injury Protection) .....												
19.4	Other Commercial Auto Liability .....												
21.1	Private Passenger Auto Physical Damage .....												
21.2	Commercial Auto Physical Damage .....												
22.	Aircraft (all perils) .....												
23.	Fidelity .....												
24.	Surety .....												
26.	Burglary and Theft .....												
27.	Boiler and Machinery .....												
28.	Credit .....												
29.	International .....												
30.	Warranty .....												
31.	Reins nonproportional assumed property .....	XXX	XXX	XXX	XXX	XXX	XXX	XXX	XXX	XXX	XXX	XXX	XXX
32.	Reins nonproportional assumed liability .....	XXX	XXX	XXX	XXX	XXX	XXX	XXX	XXX	XXX	XXX	XXX	XXX
33.	Reins nonproportional assumed financial lines .....	XXX	XXX	XXX	XXX	XXX	XXX	XXX	XXX	XXX	XXX	XXX	XXX
34.	Aggregate Write-Ins for Other Lines of Business .....	75,177	75,177										2,002
35.	TOTAL (a) .....	75,177	75,177										2,002
Details of Write-Ins													
3401.	GUARANTY OF EXCESS SHARE DEPOSITS IN CREDIT UNIONS .....	75,177	75,177										2,002
3402.	.....												
3403.	.....												
3498.	Summary of remaining write-ins for Line 34 from overflow page .....												
3499.	Totals (Lines 3401 through 3403 plus 3498) (Line 34 above) .....	75,177	75,177										2,002

(a) Finance and service charges not included in Lines 1 to 35 \$  
(b) For health business on indicated lines report: Number of persons insured under PPO managed care products and number of persons insured under indemnity only products .



EXHIBIT OF PREMIUMS AND LOSSES

BUSINESS IN THE STATE OF PENNSYLVANIA DURING THE YEAR 2024

NAIC Group Code: 0359

NAIC Company Code: 10003

Line of Business		Gross Premiums, Including Policy and Membership Fees, Less Return Premiums and Premiums on Policies not Taken		3	4	5	6	7	8	9	10	11	12
		1 Direct Premiums Written	2 Direct Premiums Earned	Dividends Paid or Credited to Policyholders on Direct Business	Direct Unearned Premium Reserves	Direct Losses Paid (deducting salvage)	Direct Losses Incurred	Direct Losses Unpaid	Direct Defense and Cost Containment Expense Paid	Direct Defense and Cost Containment Expense Incurred	Direct Defense and Cost Containment Expense Unpaid	Commissions and Brokerage Expenses	Taxes, Licenses and Fees
1.	Fire .....												
2.1	Allied Lines .....												
2.2	Multiple Peril Crop .....												
2.3	Federal Flood .....												
2.4	Private Crop .....												
2.5	Private Flood .....												
3.	Farmowners Multiple Peril .....												
4.	Homeowners Multiple Peril .....												
5.1	Commercial Multiple Peril (Non-Liability Portion) .....												
5.2	Commercial Multiple Peril (Liability Portion) .....												
6.	Mortgage Guaranty .....												
8.	Ocean Marine .....												
9.1	Inland marine .....												
9.2	Pet insurance plans .....												
10.	Financial Guaranty .....												
11.1	Medical Professional Liability — Occurrence .....												
11.2	Medical Professional Liability — Claims-Made .....												
12.	Earthquake .....												
13.1	Comprehensive (hospital and medical) ind (b) .....												
13.2	Comprehensive (hospital and medical) group (b) .....												
14.	Credit A&H (Group and Individual) .....												
15.1	Vision Only (b) .....												
15.2	Dental Only (b) .....												
15.3	Disability Income (b) .....												
15.4	Medicare Supplement (b) .....												
15.5	Medicaid Title XIX (b) .....												
15.6	Medicare Title XVIII (b) .....												
15.7	Long-Term Care (b) .....												
15.8	Federal Employees Health Benefits Plan (b) .....												
15.9	Other Health (b) .....												
16.	Workers' Compensation .....												
17.1	Other Liability—Occurrence .....												
17.2	Other Liability—Claims-Made .....												
17.3	Excess Workers' Compensation .....												
18.1	Products Liability — Occurrence .....												
18.2	Products Liability — Claims-Made .....												
19.1	Private Passenger Auto No-Fault (Personal Injury Protection) .....												
19.2	Other Private Passenger Auto Liability .....												
19.3	Commercial Auto No-Fault (Personal Injury Protection) .....												
19.4	Other Commercial Auto Liability .....												
21.1	Private Passenger Auto Physical Damage .....												
21.2	Commercial Auto Physical Damage .....												
22.	Aircraft (all perils) .....												
23.	Fidelity .....												
24.	Surety .....												
26.	Burglary and Theft .....												
27.	Boiler and Machinery .....												
28.	Credit .....												
29.	International .....												
30.	Warranty .....												
31.	Reins nonproportional assumed property .....	XXX	XXX	XXX	XXX	XXX	XXX	XXX	XXX	XXX	XXX	XXX	XXX
32.	Reins nonproportional assumed liability .....	XXX	XXX	XXX	XXX	XXX	XXX	XXX	XXX	XXX	XXX	XXX	XXX
33.	Reins nonproportional assumed financial lines .....	XXX	XXX	XXX	XXX	XXX	XXX	XXX	XXX	XXX	XXX	XXX	XXX
34.	Aggregate Write-Ins for Other Lines of Business .....	238,402	238,402										1,603
35.	TOTAL (a) .....	238,402	238,402										1,603
Details of Write-Ins													
3401.	GUARANTY OF EXCESS SHARE DEPOSITS IN CREDIT UNIONS .....	238,402	238,402										1,603
3402.	.....												
3403.	.....												
3498.	Summary of remaining write-ins for Line 34 from overflow page .....												
3499.	Totals (Lines 3401 through 3403 plus 3498) (Line 34 above) .....	238,402	238,402										1,603

(a) Finance and service charges not included in Lines 1 to 35 \$  
(b) For health business on indicated lines report: Number of persons insured under PPO managed care products and number of persons insured under indemnity only products .



EXHIBIT OF PREMIUMS AND LOSSES

BUSINESS IN THE STATE OF SOUTH CAROLINA DURING THE YEAR 2024

NAIC Group Code: 0359

NAIC Company Code: 10003

Line of Business		Gross Premiums, Including Policy and Membership Fees, Less Return Premiums and Premiums on Policies not Taken		3	4	5	6	7	8	9	10	11	12
		1	2	Dividends Paid or Credited to Policyholders on Direct Business	Direct Unearned Premium Reserves	Direct Losses Paid (deducting salvage)	Direct Losses Incurred	Direct Losses Unpaid	Direct Defense and Cost Containment Expense Paid	Direct Defense and Cost Containment Expense Incurred	Direct Defense and Cost Containment Expense Unpaid	Commissions and Brokerage Expenses	Taxes, Licenses and Fees
1.	Fire .....												
2.1	Allied Lines .....												
2.2	Multiple Peril Crop .....												
2.3	Federal Flood .....												
2.4	Private Crop .....												
2.5	Private Flood .....												
3.	Farmowners Multiple Peril .....												
4.	Homeowners Multiple Peril .....												
5.1	Commercial Multiple Peril (Non-Liability Portion) .....												
5.2	Commercial Multiple Peril (Liability Portion) .....												
6.	Mortgage Guaranty .....												
8.	Ocean Marine .....												
9.1	Inland marine .....												
9.2	Pet insurance plans .....												
10.	Financial Guaranty .....												
11.1	Medical Professional Liability — Occurrence .....												
11.2	Medical Professional Liability — Claims-Made .....												
12.	Earthquake .....												
13.1	Comprehensive (hospital and medical) ind (b) .....												
13.2	Comprehensive (hospital and medical) group (b) .....												
14.	Credit A&H (Group and Individual) .....												
15.1	Vision Only (b) .....												
15.2	Dental Only (b) .....												
15.3	Disability Income (b) .....												
15.4	Medicare Supplement (b) .....												
15.5	Medicaid Title XIX (b) .....												
15.6	Medicare Title XVIII (b) .....												
15.7	Long-Term Care (b) .....												
15.8	Federal Employees Health Benefits Plan (b) .....												
15.9	Other Health (b) .....												
16.	Workers' Compensation .....												
17.1	Other Liability—Occurrence .....												
17.2	Other Liability—Claims-Made .....												
17.3	Excess Workers' Compensation .....												
18.1	Products Liability — Occurrence .....												
18.2	Products Liability — Claims-Made .....												
19.1	Private Passenger Auto No-Fault (Personal Injury Protection) .....												
19.2	Other Private Passenger Auto Liability .....												
19.3	Commercial Auto No-Fault (Personal Injury Protection) .....												
19.4	Other Commercial Auto Liability .....												
21.1	Private Passenger Auto Physical Damage .....												
21.2	Commercial Auto Physical Damage .....												
22.	Aircraft (all perils) .....												
23.	Fidelity .....												
24.	Surety .....												
26.	Burglary and Theft .....												
27.	Boiler and Machinery .....												
28.	Credit .....												
29.	International .....												
30.	Warranty .....												
31.	Reins nonproportional assumed property .....	XXX	XXX	XXX	XXX	XXX	XXX	XXX	XXX	XXX	XXX	XXX	XXX
32.	Reins nonproportional assumed liability .....	XXX	XXX	XXX	XXX	XXX	XXX	XXX	XXX	XXX	XXX	XXX	XXX
33.	Reins nonproportional assumed financial lines .....	XXX	XXX	XXX	XXX	XXX	XXX	XXX	XXX	XXX	XXX	XXX	XXX
34.	Aggregate Write-Ins for Other Lines of Business .....	27,954	27,954										4,813
35.	TOTAL (a) .....	27,954	27,954										4,813
Details of Write-Ins													
3401.	GUARANTY OF EXCESS SHARE DEPOSITS IN CREDIT UNIONS .....	27,954	27,954										4,813
3402.	.....												
3403.	.....												
3498.	Summary of remaining write-ins for Line 34 from overflow page .....												
3499.	Totals (Lines 3401 through 3403 plus 3498) (Line 34 above) .....	27,954	27,954										4,813

(a) Finance and service charges not included in Lines 1 to 35 \$  
(b) For health business on indicated lines report: Number of persons insured under PPO managed care products and number of persons insured under indemnity only products .





EXHIBIT OF PREMIUMS AND LOSSES

BUSINESS IN THE STATE OF TENNESSEE DURING THE YEAR 2024

NAIC Group Code: 0359

NAIC Company Code: 10003

Line of Business		Gross Premiums, Including Policy and Membership Fees, Less Return Premiums and Premiums on Policies not Taken		3	4	5	6	7	8	9	10	11	12
		1 Direct Premiums Written	2 Direct Premiums Earned	Dividends Paid or Credited to Policyholders on Direct Business	Direct Unearned Premium Reserves	Direct Losses Paid (deducting salvage)	Direct Losses Incurred	Direct Losses Unpaid	Direct Defense and Cost Containment Expense Paid	Direct Defense and Cost Containment Expense Incurred	Direct Defense and Cost Containment Expense Unpaid	Commissions and Brokerage Expenses	Taxes, Licenses and Fees
1.	Fire .....												
2.1	Allied Lines .....												
2.2	Multiple Peril Crop .....												
2.3	Federal Flood .....												
2.4	Private Crop .....												
2.5	Private Flood .....												
3.	Farmowners Multiple Peril .....												
4.	Homeowners Multiple Peril .....												
5.1	Commercial Multiple Peril (Non-Liability Portion) .....												
5.2	Commercial Multiple Peril (Liability Portion) .....												
6.	Mortgage Guaranty .....												
8.	Ocean Marine .....												
9.1	Inland marine .....												
9.2	Pet insurance plans .....												
10.	Financial Guaranty .....												
11.1	Medical Professional Liability — Occurrence .....												
11.2	Medical Professional Liability — Claims-Made .....												
12.	Earthquake .....												
13.1	Comprehensive (hospital and medical) ind (b) .....												
13.2	Comprehensive (hospital and medical) group (b) .....												
14.	Credit A&H (Group and Individual) .....												
15.1	Vision Only (b) .....												
15.2	Dental Only (b) .....												
15.3	Disability Income (b) .....												
15.4	Medicare Supplement (b) .....												
15.5	Medicaid Title XIX (b) .....												
15.6	Medicare Title XVIII (b) .....												
15.7	Long-Term Care (b) .....												
15.8	Federal Employees Health Benefits Plan (b) .....												
15.9	Other Health (b) .....												
16.	Workers' Compensation .....												
17.1	Other Liability—Occurrence .....												
17.2	Other Liability—Claims-Made .....												
17.3	Excess Workers' Compensation .....												
18.1	Products Liability — Occurrence .....												
18.2	Products Liability — Claims-Made .....												
19.1	Private Passenger Auto No-Fault (Personal Injury Protection) .....												
19.2	Other Private Passenger Auto Liability .....												
19.3	Commercial Auto No-Fault (Personal Injury Protection) .....												
19.4	Other Commercial Auto Liability .....												
21.1	Private Passenger Auto Physical Damage .....												
21.2	Commercial Auto Physical Damage .....												
22.	Aircraft (all perils) .....												
23.	Fidelity .....												
24.	Surety .....												
26.	Burglary and Theft .....												
27.	Boiler and Machinery .....												
28.	Credit .....												
29.	International .....												
30.	Warranty .....												
31.	Reins nonproportional assumed property .....	XXX	XXX	XXX	XXX	XXX	XXX	XXX	XXX	XXX	XXX	XXX	XXX
32.	Reins nonproportional assumed liability .....	XXX	XXX	XXX	XXX	XXX	XXX	XXX	XXX	XXX	XXX	XXX	XXX
33.	Reins nonproportional assumed financial lines .....	XXX	XXX	XXX	XXX	XXX	XXX	XXX	XXX	XXX	XXX	XXX	XXX
34.	Aggregate Write-Ins for Other Lines of Business .....	64,978	64,978										2,160
35.	TOTAL (a) .....	64,978	64,978										2,160
Details of Write-Ins													
3401.	GUARANTY OF EXCESS SHARE DEPOSITS IN CREDIT UNIONS .....	64,978	64,978										2,160
3402.	.....												
3403.	.....												
3498.	Summary of remaining write-ins for Line 34 from overflow page .....												
3499.	Totals (Lines 3401 through 3403 plus 3498) (Line 34 above) .....	64,978	64,978										2,160

(a) Finance and service charges not included in Lines 1 to 35 \$  
(b) For health business on indicated lines report: Number of persons insured under PPO managed care products and number of persons insured under indemnity only products .



EXHIBIT OF PREMIUMS AND LOSSES

BUSINESS IN THE STATE OF TEXAS DURING THE YEAR 2024

NAIC Group Code: 0359

NAIC Company Code: 10003

Line of Business		Gross Premiums, Including Policy and Membership Fees, Less Return Premiums and Premiums on Policies not Taken		3	4	5	6	7	8	9	10	11	12
		1	2	Dividends Paid or Credited to Policyholders on Direct Business	Direct Unearned Premium Reserves	Direct Losses Paid (deducting salvage)	Direct Losses Incurred	Direct Losses Unpaid	Direct Defense and Cost Containment Expense Paid	Direct Defense and Cost Containment Expense Incurred	Direct Defense and Cost Containment Expense Unpaid	Commissions and Brokerage Expenses	Taxes, Licenses and Fees
1.	Fire .....												
2.1	Allied Lines .....												
2.2	Multiple Peril Crop .....												
2.3	Federal Flood .....												
2.4	Private Crop .....												
2.5	Private Flood .....												
3.	Farmowners Multiple Peril .....												
4.	Homeowners Multiple Peril .....												
5.1	Commercial Multiple Peril (Non-Liability Portion) .....												
5.2	Commercial Multiple Peril (Liability Portion) .....												
6.	Mortgage Guaranty .....												
8.	Ocean Marine .....												
9.1	Inland marine .....												
9.2	Pet insurance plans .....												
10.	Financial Guaranty .....												
11.1	Medical Professional Liability — Occurrence .....												
11.2	Medical Professional Liability — Claims-Made .....												
12.	Earthquake .....												
13.1	Comprehensive (hospital and medical) ind (b) .....												
13.2	Comprehensive (hospital and medical) group (b) .....												
14.	Credit A&H (Group and Individual) .....												
15.1	Vision Only (b) .....												
15.2	Dental Only (b) .....												
15.3	Disability Income (b) .....												
15.4	Medicare Supplement (b) .....												
15.5	Medicaid Title XIX (b) .....												
15.6	Medicare Title XVIII (b) .....												
15.7	Long-Term Care (b) .....												
15.8	Federal Employees Health Benefits Plan (b) .....												
15.9	Other Health (b) .....												
16.	Workers' Compensation .....												
17.1	Other Liability—Occurrence .....												
17.2	Other Liability—Claims-Made .....												
17.3	Excess Workers' Compensation .....												
18.1	Products Liability — Occurrence .....												
18.2	Products Liability — Claims-Made .....												
19.1	Private Passenger Auto No-Fault (Personal Injury Protection) .....												
19.2	Other Private Passenger Auto Liability .....												
19.3	Commercial Auto No-Fault (Personal Injury Protection) .....												
19.4	Other Commercial Auto Liability .....												
21.1	Private Passenger Auto Physical Damage .....												
21.2	Commercial Auto Physical Damage .....												
22.	Aircraft (all perils) .....												
23.	Fidelity .....												
24.	Surety .....												
26.	Burglary and Theft .....												
27.	Boiler and Machinery .....												
28.	Credit .....												
29.	International .....												
30.	Warranty .....												
31.	Reins nonproportional assumed property .....	XXX	XXX	XXX	XXX	XXX	XXX	XXX	XXX	XXX	XXX	XXX	XXX
32.	Reins nonproportional assumed liability .....	XXX	XXX	XXX	XXX	XXX	XXX	XXX	XXX	XXX	XXX	XXX	XXX
33.	Reins nonproportional assumed financial lines .....	XXX	XXX	XXX	XXX	XXX	XXX	XXX	XXX	XXX	XXX	XXX	XXX
34.	Aggregate Write-Ins for Other Lines of Business .....	365,502	365,502										247
35.	TOTAL (a) .....	365,502	365,502										247
Details of Write-Ins													
3401.	GUARANTY OF EXCESS SHARE DEPOSITS IN CREDIT UNIONS .....	365,502	365,502										247
3402.	.....												
3403.	.....												
3498.	Summary of remaining write-ins for Line 34 from overflow page .....												
3499.	Totals (Lines 3401 through 3403 plus 3498) (Line 34 above) .....	365,502	365,502										247

(a) Finance and service charges not included in Lines 1 to 35 \$  
(b) For health business on indicated lines report: Number of persons insured under PPO managed care products and number of persons insured under indemnity only products .



EXHIBIT OF PREMIUMS AND LOSSES

BUSINESS IN THE STATE OF UTAH DURING THE YEAR 2024

NAIC Group Code: 0359

NAIC Company Code: 10003

Line of Business		Gross Premiums, Including Policy and Membership Fees, Less Return Premiums and Premiums on Policies not Taken		3	4	5	6	7	8	9	10	11	12
		1 Direct Premiums Written	2 Direct Premiums Earned	Dividends Paid or Credited to Policyholders on Direct Business	Direct Unearned Premium Reserves	Direct Losses Paid (deducting salvage)	Direct Losses Incurred	Direct Losses Unpaid	Direct Defense and Cost Containment Expense Paid	Direct Defense and Cost Containment Expense Incurred	Direct Defense and Cost Containment Expense Unpaid	Commissions and Brokerage Expenses	Taxes, Licenses and Fees
1.	Fire .....												
2.1	Allied Lines .....												
2.2	Multiple Peril Crop .....												
2.3	Federal Flood .....												
2.4	Private Crop .....												
2.5	Private Flood .....												
3.	Farmowners Multiple Peril .....												
4.	Homeowners Multiple Peril .....												
5.1	Commercial Multiple Peril (Non-Liability Portion) .....												
5.2	Commercial Multiple Peril (Liability Portion) .....												
6.	Mortgage Guaranty .....												
8.	Ocean Marine .....												
9.1	Inland marine .....												
9.2	Pet insurance plans .....												
10.	Financial Guaranty .....												
11.1	Medical Professional Liability — Occurrence .....												
11.2	Medical Professional Liability — Claims-Made .....												
12.	Earthquake .....												
13.1	Comprehensive (hospital and medical) ind (b) .....												
13.2	Comprehensive (hospital and medical) group (b) .....												
14.	Credit A&H (Group and Individual) .....												
15.1	Vision Only (b) .....												
15.2	Dental Only (b) .....												
15.3	Disability Income (b) .....												
15.4	Medicare Supplement (b) .....												
15.5	Medicaid Title XIX (b) .....												
15.6	Medicare Title XVIII (b) .....												
15.7	Long-Term Care (b) .....												
15.8	Federal Employees Health Benefits Plan (b) .....												
15.9	Other Health (b) .....												
16.	Workers' Compensation .....												
17.1	Other Liability—Occurrence .....												
17.2	Other Liability—Claims-Made .....												
17.3	Excess Workers' Compensation .....												
18.1	Products Liability — Occurrence .....												
18.2	Products Liability — Claims-Made .....												
19.1	Private Passenger Auto No-Fault (Personal Injury Protection) .....												
19.2	Other Private Passenger Auto Liability .....												
19.3	Commercial Auto No-Fault (Personal Injury Protection) .....												
19.4	Other Commercial Auto Liability .....												
21.1	Private Passenger Auto Physical Damage .....												
21.2	Commercial Auto Physical Damage .....												
22.	Aircraft (all perils) .....												
23.	Fidelity .....												
24.	Surety .....												
26.	Burglary and Theft .....												
27.	Boiler and Machinery .....												
28.	Credit .....												
29.	International .....												
30.	Warranty .....												
31.	Reins nonproportional assumed property .....	XXX	XXX	XXX	XXX	XXX	XXX	XXX	XXX	XXX	XXX	XXX	XXX
32.	Reins nonproportional assumed liability .....	XXX	XXX	XXX	XXX	XXX	XXX	XXX	XXX	XXX	XXX	XXX	XXX
33.	Reins nonproportional assumed financial lines .....	XXX	XXX	XXX	XXX	XXX	XXX	XXX	XXX	XXX	XXX	XXX	XXX
34.	Aggregate Write-Ins for Other Lines of Business .....	3,441	3,441										1,203
35.	TOTAL (a) .....	3,441	3,441										1,203
Details of Write-Ins													
3401.	GUARANTY OF EXCESS SHARE DEPOSITS IN CREDIT UNIONS .....	3,441	3,441										1,203
3402.	.....												
3403.	.....												
3498.	Summary of remaining write-ins for Line 34 from overflow page .....												
3499.	Totals (Lines 3401 through 3403 plus 3498) (Line 34 above) .....	3,441	3,441										1,203

(a) Finance and service charges not included in Lines 1 to 35 \$  
(b) For health business on indicated lines report: Number of persons insured under PPO managed care products and number of persons insured under indemnity only products .



EXHIBIT OF PREMIUMS AND LOSSES

BUSINESS IN THE STATE OF VIRGINIA DURING THE YEAR 2024

NAIC Group Code: 0359

NAIC Company Code: 10003

Line of Business		Gross Premiums, Including Policy and Membership Fees, Less Return Premiums and Premiums on Policies not Taken		3	4	5	6	7	8	9	10	11	12
		1	2	Dividends Paid or Credited to Policyholders on Direct Business	Direct Unearned Premium Reserves	Direct Losses Paid (deducting salvage)	Direct Losses Incurred	Direct Losses Unpaid	Direct Defense and Cost Containment Expense Paid	Direct Defense and Cost Containment Expense Incurred	Direct Defense and Cost Containment Expense Unpaid	Commissions and Brokerage Expenses	Taxes, Licenses and Fees
1.	Fire .....												
2.1	Allied Lines .....												
2.2	Multiple Peril Crop .....												
2.3	Federal Flood .....												
2.4	Private Crop .....												
2.5	Private Flood .....												
3.	Farmowners Multiple Peril .....												
4.	Homeowners Multiple Peril .....												
5.1	Commercial Multiple Peril (Non-Liability Portion) .....												
5.2	Commercial Multiple Peril (Liability Portion) .....												
6.	Mortgage Guaranty .....												
8.	Ocean Marine .....												
9.1	Inland marine .....												
9.2	Pet insurance plans .....												
10.	Financial Guaranty .....												
11.1	Medical Professional Liability — Occurrence .....												
11.2	Medical Professional Liability — Claims-Made .....												
12.	Earthquake .....												
13.1	Comprehensive (hospital and medical) ind (b) .....												
13.2	Comprehensive (hospital and medical) group (b) .....												
14.	Credit A&H (Group and Individual) .....												
15.1	Vision Only (b) .....												
15.2	Dental Only (b) .....												
15.3	Disability Income (b) .....												
15.4	Medicare Supplement (b) .....												
15.5	Medicaid Title XIX (b) .....												
15.6	Medicare Title XVIII (b) .....												
15.7	Long-Term Care (b) .....												
15.8	Federal Employees Health Benefits Plan (b) .....												
15.9	Other Health (b) .....												
16.	Workers' Compensation .....												
17.1	Other Liability—Occurrence .....												
17.2	Other Liability—Claims-Made .....												
17.3	Excess Workers' Compensation .....												
18.1	Products Liability — Occurrence .....												
18.2	Products Liability — Claims-Made .....												
19.1	Private Passenger Auto No-Fault (Personal Injury Protection) .....												
19.2	Other Private Passenger Auto Liability .....												
19.3	Commercial Auto No-Fault (Personal Injury Protection) .....												
19.4	Other Commercial Auto Liability .....												
21.1	Private Passenger Auto Physical Damage .....												
21.2	Commercial Auto Physical Damage .....												
22.	Aircraft (all perils) .....												
23.	Fidelity .....												
24.	Surety .....												
26.	Burglary and Theft .....												
27.	Boiler and Machinery .....												
28.	Credit .....												
29.	International .....												
30.	Warranty .....												
31.	Reins nonproportional assumed property .....	XXX	XXX	XXX	XXX	XXX	XXX	XXX	XXX	XXX	XXX	XXX	XXX
32.	Reins nonproportional assumed liability .....	XXX	XXX	XXX	XXX	XXX	XXX	XXX	XXX	XXX	XXX	XXX	XXX
33.	Reins nonproportional assumed financial lines .....	XXX	XXX	XXX	XXX	XXX	XXX	XXX	XXX	XXX	XXX	XXX	XXX
34.	Aggregate Write-Ins for Other Lines of Business .....	3,900,000	2,925,000				300,000	300,000					
35.	TOTAL (a) .....	3,900,000	2,925,000				300,000	300,000					
Details of Write-Ins													
3401.	GUARANTY OF EXCESS SHARE DEPOSITS IN CREDIT UNIONS .....	—	—										
3402.	SURPLUS LINES .....	3,900,000	2,925,000				300,000	300,000					
3403.	.....												
3498.	Summary of remaining write-ins for Line 34 from overflow page .....												
3499.	Totals (Lines 3401 through 3403 plus 3498) (Line 34 above) .....	3,900,000	2,925,000				300,000	300,000					

(a) Finance and service charges not included in Lines 1 to 35 \$  
(b) For health business on indicated lines report: Number of persons insured under PPO managed care products and number of persons insured under indemnity only products .



EXHIBIT OF PREMIUMS AND LOSSES

BUSINESS IN THE STATE OF WASHINGTON DURING THE YEAR 2024

NAIC Group Code: 0359

NAIC Company Code: 10003

Line of Business		Gross Premiums, Including Policy and Membership Fees, Less Return Premiums and Premiums on Policies not Taken		3	4	5	6	7	8	9	10	11	12
		1	2	Dividends Paid or Credited to Policyholders on Direct Business	Direct Unearned Premium Reserves	Direct Losses Paid (deducting salvage)	Direct Losses Incurred	Direct Losses Unpaid	Direct Defense and Cost Containment Expense Paid	Direct Defense and Cost Containment Expense Incurred	Direct Defense and Cost Containment Expense Unpaid	Commissions and Brokerage Expenses	Taxes, Licenses and Fees
1.	Fire .....												
2.1	Allied Lines .....												
2.2	Multiple Peril Crop .....												
2.3	Federal Flood .....												
2.4	Private Crop .....												
2.5	Private Flood .....												
3.	Farmowners Multiple Peril .....												
4.	Homeowners Multiple Peril .....												
5.1	Commercial Multiple Peril (Non-Liability Portion) .....												
5.2	Commercial Multiple Peril (Liability Portion) .....												
6.	Mortgage Guaranty .....												
8.	Ocean Marine .....												
9.1	Inland marine .....												
9.2	Pet insurance plans .....												
10.	Financial Guaranty .....												
11.1	Medical Professional Liability — Occurrence .....												
11.2	Medical Professional Liability — Claims-Made .....												
12.	Earthquake .....												
13.1	Comprehensive (hospital and medical) ind (b) .....												
13.2	Comprehensive (hospital and medical) group (b) .....												
14.	Credit A&H (Group and Individual) .....												
15.1	Vision Only (b) .....												
15.2	Dental Only (b) .....												
15.3	Disability Income (b) .....												
15.4	Medicare Supplement (b) .....												
15.5	Medicaid Title XIX (b) .....												
15.6	Medicare Title XVIII (b) .....												
15.7	Long-Term Care (b) .....												
15.8	Federal Employees Health Benefits Plan (b) .....												
15.9	Other Health (b) .....												
16.	Workers' Compensation .....												
17.1	Other Liability—Occurrence .....												
17.2	Other Liability—Claims-Made .....												
17.3	Excess Workers' Compensation .....												
18.1	Products Liability — Occurrence .....												
18.2	Products Liability — Claims-Made .....												
19.1	Private Passenger Auto No-Fault (Personal Injury Protection) .....												
19.2	Other Private Passenger Auto Liability .....												
19.3	Commercial Auto No-Fault (Personal Injury Protection) .....												
19.4	Other Commercial Auto Liability .....												
21.1	Private Passenger Auto Physical Damage .....												
21.2	Commercial Auto Physical Damage .....												
22.	Aircraft (all perils) .....												
23.	Fidelity .....												
24.	Surety .....												
26.	Burglary and Theft .....												
27.	Boiler and Machinery .....												
28.	Credit .....												
29.	International .....												
30.	Warranty .....												
31.	Reins nonproportional assumed property .....	XXX	XXX	XXX	XXX	XXX	XXX	XXX	XXX	XXX	XXX	XXX	XXX
32.	Reins nonproportional assumed liability .....	XXX	XXX	XXX	XXX	XXX	XXX	XXX	XXX	XXX	XXX	XXX	XXX
33.	Reins nonproportional assumed financial lines .....	XXX	XXX	XXX	XXX	XXX	XXX	XXX	XXX	XXX	XXX	XXX	XXX
34.	Aggregate Write-Ins for Other Lines of Business .....	90,647	90,647										2,032
35.	TOTAL (a) .....	90,647	90,647										2,032
Details of Write-Ins													
3401.	GUARANTY OF EXCESS SHARE DEPOSITS IN CREDIT UNIONS .....	90,647	90,647										2,032
3402.	.....												
3403.	.....												
3498.	Summary of remaining write-ins for Line 34 from overflow page .....												
3499.	Totals (Lines 3401 through 3403 plus 3498) (Line 34 above) .....	90,647	90,647										2,032

(a) Finance and service charges not included in Lines 1 to 35 \$  
(b) For health business on indicated lines report: Number of persons insured under PPO managed care products and number of persons insured under indemnity only products .



EXHIBIT OF PREMIUMS AND LOSSES

BUSINESS IN THE STATE OF WISCONSIN DURING THE YEAR 2024

NAIC Group Code: 0359

NAIC Company Code: 10003

Line of Business		Gross Premiums, Including Policy and Membership Fees, Less Return Premiums and Premiums on Policies not Taken		3	4	5	6	7	8	9	10	11	12
		1 Direct Premiums Written	2 Direct Premiums Earned	Dividends Paid or Credited to Policyholders on Direct Business	Direct Unearned Premium Reserves	Direct Losses Paid (deducting salvage)	Direct Losses Incurred	Direct Losses Unpaid	Direct Defense and Cost Containment Expense Paid	Direct Defense and Cost Containment Expense Incurred	Direct Defense and Cost Containment Expense Unpaid	Commissions and Brokerage Expenses	Taxes, Licenses and Fees
1.	Fire .....												
2.1	Allied Lines .....												
2.2	Multiple Peril Crop .....												
2.3	Federal Flood .....												
2.4	Private Crop .....												
2.5	Private Flood .....												
3.	Farmowners Multiple Peril .....												
4.	Homeowners Multiple Peril .....												
5.1	Commercial Multiple Peril (Non-Liability Portion) .....												
5.2	Commercial Multiple Peril (Liability Portion) .....												
6.	Mortgage Guaranty .....												
8.	Ocean Marine .....												
9.1	Inland marine .....												
9.2	Pet insurance plans .....												
10.	Financial Guaranty .....												
11.1	Medical Professional Liability — Occurrence .....												
11.2	Medical Professional Liability — Claims-Made .....												
12.	Earthquake .....												
13.1	Comprehensive (hospital and medical) ind (b) .....												
13.2	Comprehensive (hospital and medical) group (b) .....												
14.	Credit A&H (Group and Individual) .....												
15.1	Vision Only (b) .....												
15.2	Dental Only (b) .....												
15.3	Disability Income (b) .....												
15.4	Medicare Supplement (b) .....												
15.5	Medicaid Title XIX (b) .....												
15.6	Medicare Title XVIII (b) .....												
15.7	Long-Term Care (b) .....												
15.8	Federal Employees Health Benefits Plan (b) .....												
15.9	Other Health (b) .....												
16.	Workers' Compensation .....												
17.1	Other Liability—Occurrence .....												
17.2	Other Liability—Claims-Made .....												
17.3	Excess Workers' Compensation .....												
18.1	Products Liability — Occurrence .....												
18.2	Products Liability — Claims-Made .....												
19.1	Private Passenger Auto No-Fault (Personal Injury Protection) .....												
19.2	Other Private Passenger Auto Liability .....												
19.3	Commercial Auto No-Fault (Personal Injury Protection) .....												
19.4	Other Commercial Auto Liability .....												
21.1	Private Passenger Auto Physical Damage .....												
21.2	Commercial Auto Physical Damage .....												
22.	Aircraft (all perils) .....												
23.	Fidelity .....												
24.	Surety .....												
26.	Burglary and Theft .....												
27.	Boiler and Machinery .....												
28.	Credit .....												
29.	International .....												
30.	Warranty .....												
31.	Reins nonproportional assumed property .....	XXX	XXX	XXX	XXX	XXX	XXX	XXX	XXX	XXX	XXX	XXX	XXX
32.	Reins nonproportional assumed liability .....	XXX	XXX	XXX	XXX	XXX	XXX	XXX	XXX	XXX	XXX	XXX	XXX
33.	Reins nonproportional assumed financial lines .....	XXX	XXX	XXX	XXX	XXX	XXX	XXX	XXX	XXX	XXX	XXX	XXX
34.	Aggregate Write-Ins for Other Lines of Business .....	5,146	5,146										736
35.	TOTAL (a) .....	5,146	5,146										736
Details of Write-Ins													
3401.	GUARANTY OF EXCESS SHARE DEPOSITS IN CREDIT UNIONS .....	5,146	5,146										736
3402.	.....												
3403.	.....												
3498.	Summary of remaining write-ins for Line 34 from overflow page .....												
3499.	Totals (Lines 3401 through 3403 plus 3498) (Line 34 above) .....	5,146	5,146										736

(a) Finance and service charges not included in Lines 1 to 35 \$  
(b) For health business on indicated lines report: Number of persons insured under PPO managed care products and number of persons insured under indemnity only products .



EXHIBIT OF PREMIUMS AND LOSSES

OTHER BUSINESS DURING THE YEAR 2024

NAIC Group Code: 0359

NAIC Company Code: 10003

Line of Business		Gross Premiums, Including Policy and Membership Fees, Less Return Premiums and Premiums on Policies not Taken		3	4	5	6	7	8	9	10	11	12
		1	2	Dividends Paid or Credited to Policyholders on Direct Business	Direct Unearned Premium Reserves	Direct Losses Paid (deducting salvage)	Direct Losses Incurred	Direct Losses Unpaid	Direct Defense and Cost Containment Expense Paid	Direct Defense and Cost Containment Expense Incurred	Direct Defense and Cost Containment Expense Unpaid	Commissions and Brokerage Expenses	Taxes, Licenses and Fees
1.	Fire .....												
2.1	Allied Lines .....												
2.2	Multiple Peril Crop .....												
2.3	Federal Flood .....												
2.4	Private Crop .....												
2.5	Private Flood .....												
3.	Farmowners Multiple Peril .....												
4.	Homeowners Multiple Peril .....												
5.1	Commercial Multiple Peril (Non-Liability Portion) .....												
5.2	Commercial Multiple Peril (Liability Portion) .....												
6.	Mortgage Guaranty .....												
8.	Ocean Marine .....												
9.1	Inland marine .....												
9.2	Pet insurance plans .....												
10.	Financial Guaranty .....												
11.1	Medical Professional Liability — Occurrence .....												
11.2	Medical Professional Liability — Claims-Made .....												
12.	Earthquake .....												
13.1	Comprehensive (hospital and medical) ind (b) .....												
13.2	Comprehensive (hospital and medical) group (b) .....												
14.	Credit A&H (Group and Individual) .....												
15.1	Vision Only (b) .....												
15.2	Dental Only (b) .....												
15.3	Disability Income (b) .....												
15.4	Medicare Supplement (b) .....												
15.5	Medicaid Title XIX (b) .....												
15.6	Medicare Title XVIII (b) .....												
15.7	Long-Term Care (b) .....												
15.8	Federal Employees Health Benefits Plan (b) .....												
15.9	Other Health (b) .....												
16.	Workers' Compensation .....												
17.1	Other Liability—Occurrence .....												
17.2	Other Liability—Claims-Made .....												
17.3	Excess Workers' Compensation .....												
18.1	Products Liability — Occurrence .....												
18.2	Products Liability — Claims-Made .....												
19.1	Private Passenger Auto No-Fault (Personal Injury Protection) .....												
19.2	Other Private Passenger Auto Liability .....												
19.3	Commercial Auto No-Fault (Personal Injury Protection) .....												
19.4	Other Commercial Auto Liability .....												
21.1	Private Passenger Auto Physical Damage .....												
21.2	Commercial Auto Physical Damage .....												
22.	Aircraft (all perils) .....												
23.	Fidelity .....												
24.	Surety .....												
26.	Burglary and Theft .....												
27.	Boiler and Machinery .....												
28.	Credit .....												
29.	International .....												
30.	Warranty .....												
31.	Reins nonproportional assumed property .....	XXX	XXX	XXX	XXX	XXX	XXX	XXX	XXX	XXX	XXX	XXX	XXX
32.	Reins nonproportional assumed liability .....	XXX	XXX	XXX	XXX	XXX	XXX	XXX	XXX	XXX	XXX	XXX	XXX
33.	Reins nonproportional assumed financial lines .....	XXX	XXX	XXX	XXX	XXX	XXX	XXX	XXX	XXX	XXX	XXX	XXX
34.	Aggregate Write-Ins for Other Lines of Business .....						1,100,000	3,875,600					
35.	TOTAL (a) .....						1,100,000	3,875,600					
Details of Write-Ins													
3401.	GUARANTY OF EXCESS SHARE DEPOSITS IN CREDIT UNIONS .....						1,100,000	3,875,600					
3402.	SURPLUS LINES .....						—	—					
3403.	.....												
3498.	Summary of remaining write-ins for Line 34 from overflow page .....												
3499.	Totals (Lines 3401 through 3403 plus 3498) (Line 34 above) .....						1,100,000	3,875,600					

(a) Finance and service charges not included in Lines 1 to 35 \$  
(b) For health business on indicated lines report: Number of persons insured under PPO managed care products and number of persons insured under indemnity only products .



EXHIBIT OF PREMIUMS AND LOSSES

GRAND TOTAL DURING THE YEAR 2024

NAIC Group Code: 0359

NAIC Company Code: 10003

Line of Business		Gross Premiums, Including Policy and Membership Fees, Less Return Premiums and Premiums on Policies not Taken		3	4	5	6	7	8	9	10	11	12
		1	2	Dividends Paid or Credited to Policyholders on Direct Business	Direct Unearned Premium Reserves	Direct Losses Paid (deducting salvage)	Direct Losses Incurred	Direct Losses Unpaid	Direct Defense and Cost Containment Expense Paid	Direct Defense and Cost Containment Expense Incurred	Direct Defense and Cost Containment Expense Unpaid	Commissions and Brokerage Expenses	Taxes, Licenses and Fees
1.	Fire .....												
2.1	Allied Lines .....												
2.2	Multiple Peril Crop .....												
2.3	Federal Flood .....												
2.4	Private Crop .....												
2.5	Private Flood .....												
3.	Farmowners Multiple Peril .....												
4.	Homeowners Multiple Peril .....												
5.1	Commercial Multiple Peril (Non-Liability Portion) .....												
5.2	Commercial Multiple Peril (Liability Portion) .....												
6.	Mortgage Guaranty .....												
8.	Ocean Marine .....												
9.1	Inland marine .....												
9.2	Pet insurance plans .....												
10.	Financial Guaranty .....												
11.1	Medical Professional Liability — Occurrence .....												
11.2	Medical Professional Liability — Claims-Made .....												
12.	Earthquake .....												
13.1	Comprehensive (hospital and medical) ind (b) .....												
13.2	Comprehensive (hospital and medical) group (b) .....												
14.	Credit A&H (Group and Individual) .....												
15.1	Vision Only (b) .....												
15.2	Dental Only (b) .....												
15.3	Disability Income (b) .....												
15.4	Medicare Supplement (b) .....												
15.5	Medicaid Title XIX (b) .....												
15.6	Medicare Title XVIII (b) .....												
15.7	Long-Term Care (b) .....												
15.8	Federal Employees Health Benefits Plan (b) .....												
15.9	Other Health (b) .....												
16.	Workers' Compensation .....												
17.1	Other Liability—Occurrence .....												
17.2	Other Liability—Claims-Made .....												
17.3	Excess Workers' Compensation .....												
18.1	Products Liability — Occurrence .....												
18.2	Products Liability — Claims-Made .....												
19.1	Private Passenger Auto No-Fault (Personal Injury Protection) .....												
19.2	Other Private Passenger Auto Liability .....												
19.3	Commercial Auto No-Fault (Personal Injury Protection) .....												
19.4	Other Commercial Auto Liability .....												
21.1	Private Passenger Auto Physical Damage .....												
21.2	Commercial Auto Physical Damage .....												
22.	Aircraft (all perils) .....												
23.	Fidelity .....												
24.	Surety .....												
26.	Burglary and Theft .....												
27.	Boiler and Machinery .....												
28.	Credit .....												
29.	International .....												
30.	Warranty .....												
31.	Reins nonproportional assumed property .....	XXX	XXX	XXX	XXX	XXX	XXX	XXX	XXX	XXX	XXX	XXX	XXX
32.	Reins nonproportional assumed liability .....	XXX	XXX	XXX	XXX	XXX	XXX	XXX	XXX	XXX	XXX	XXX	XXX
33.	Reins nonproportional assumed financial lines .....	XXX	XXX	XXX	XXX	XXX	XXX	XXX	XXX	XXX	XXX	XXX	XXX
34.	Aggregate Write-Ins for Other Lines of Business .....	8,502,108	7,527,108				1,400,000	4,175,600					151,241
35.	TOTAL (a) .....	8,502,108	7,527,108				1,400,000	4,175,600					151,241
Details of Write-Ins													
3401.	GUARANTY OF EXCESS SHARE DEPOSITS IN CREDIT UNIONS .....	4,602,108	4,602,108				1,100,000	3,875,600					151,241
3402.	SURPLUS LINES .....	3,900,000	2,925,000				300,000	300,000					
3403.	.....												
3498.	Summary of remaining write-ins for Line 34 from overflow page .....												
3499.	Totals (Lines 3401 through 3403 plus 3498) (Line 34 above) .....	8,502,108	7,527,108				1,400,000	4,175,600					151,241

(a) Finance and service charges not included in Lines 1 to 35 \$  
(b) For health business on indicated lines report: Number of persons insured under PPO managed care products and number of persons insured under indemnity only products .



(20) Schedule F - Part 1 (\$000's Omitted)

**NONE**

(21) Schedule F - Part 2

**NONE**

SCHEDULE F - PART 3

Ceded Reinsurance as of December 31, Current Year (\$000 Omitted)

1	2	3	4	5	6	Reinsurance Recoverable On									16	Reinsurance Payable		19	20
						7	8	9	10	11	12	13	14	15		17	18		
ID Number	NAIC Company Code	Name of Reinsurer	Domiciliary Jurisdiction	Special Code	Reinsurance Premiums Ceded	Paid Losses	Paid LAE	Known Case Loss Reserves	Known Case LAE Reserves	IBNR Loss Reserves	IBNR LAE Reserves	Unearned Premiums	Contingent Commissions	Cols. 7 through 14 Totals	Amount in Dispute Included in Column 15	Ceded Balances Payable	Other Amounts Due to Reinsurers	Net Amount Recoverable From Reinsurers Cols. 15- [17+18]	Funds Held by Company Under Reinsurance Treaties
Total Authorized, Other Non-U.S. Insurers																			
AA-1460006	15635	Validus Reinsurance Ltd.	BMU		476														
1299999 – Total Authorized, Other Non-U.S. Insurers					476														
1499999 – Total Authorized Excluding Protected Cells					476														
5799999 – Total Authorized, Unauthorized, Reciprocal Jurisdiction and Certified Excluding Protected Cells					476														
9999999 – Totals					476														

**SCHEDULE F - PART 3 (CONTINUED)**  
Ceded Reinsurance as of December 31, Current Year (\$000 Omitted)  
(Credit Risk)

1	2	Collateral				25	26	27	Ceded Reinsurance Credit Risk								
		21	22	23	24				28	29	30	31	32	33	34	35	36
ID Number From Col. 1	Name of Reinsurer From Col. 3	Multiple Beneficiary Trusts	Letters of Credit	Issuing or Confirming Bank Reference Number	Single Beneficiary Trusts & Other Allowable Collateral	Total Funds Held, Payables & Collateral	Net Recoverable Net of Funds Held & Collateral	Applicable Sch. F Penalty (Col. 78)	Total Amount Recoverable From Reinsurers Less Penalty (Cols. 15 – 27)	Stressed Recoverable (Col. 28*120%)	Reinsurance Payable & Funds Held (Cols. 17+18+20; but not in excess of Col. 29)	Stressed Net Recoverable (Cols. 29 – 30)	Total Collateral (Cols. 21 + 22 + 24, not in Excess of Col. 31)	Stressed Net Recoverable Net of Collateral Offsets (Cols. 31 – 32)	Reinsurer Designation Equivalent	Credit Risk on Collateralized Recoverables (Col. 32 * Factor Applicable to Reinsurer Designation Equivalent in Col. 34)	Credit Risk on Un-collateralized Recoverables (Col. 33 * Factor Applicable to Reinsurer Designation Equivalent in Col. 34)
Total Authorized, Other Non-U.S. Insurers																	
AA-1460006	Validus Reinsurance Ltd.							–	–	–		–	–	–	3		–
1299999 – Total Authorized, Other Non-U.S. Insurers				XXX				–	–	–		–	–	–	XXX		–
1499999 – Total Authorized Excluding Protected Cells				XXX				–	–	–		–	–	–	XXX		–
5799999 – Total Authorized, Unauthorized, Reciprocal Jurisdiction and Certified Excluding Protected Cells				XXX				–	–	–		–	–	–	XXX		–
9999999 – Totals				XXX				–	–	–		–	–	–	XXX		–

SCHEDULE F - PART 3 (CONTINUED)

Ceded Reinsurance as of December 31, Current Year (\$000 Omitted)  
(Aging of Ceded Reinsurance)

1	2	Reinsurance Recoverable on Paid Losses and Paid Loss Adjustment Expenses							44	45	46	47	48	49	50	51	52	53
		37	38	39	40	41	42	43										
ID Number From Col. 1	Name of Reinsurer From Col. 3	Current	Overdue 1 - 29 Days	Overdue 30 - 90 Days	Overdue 91 - 120 Days	Overdue Over 120 Days	Overdue Total Overdue Cols. 38 + 39 + 40 + 41	Total Due Cols. 37 + 42 (In total should equal Cols. 7 + 8)	Total Recoverable on Paid Losses & LAE Amounts in Dispute Included in Col. 43	Recoverable on Paid Losses & LAE Over 90 Days Past Due Amounts in Dispute Included in Cols. 40 & 41	Total Recoverable on Paid Losses & LAE Amounts Not in Dispute (Cols 43 – 44)	Recoverable on Paid Losses & LAE Over 90 Days Past Due Amounts Not in Dispute (Cols. 40 + 41 – 45)	Amounts Received Prior 90 Days	Percentage Overdue Col. 42/Col. 43	Percentage of Amounts More Than 90 Days Overdue Not in Dispute (Col. 47/[Cols. 46 + 48])	Percentage More Than 120 Days Overdue (Col. 41/Col. 43)	Is the Amount in Col. 50 Less Than 20%? (Yes or No)	Amounts in Col. 47 for Reinsurers with Values Less Than 20% in Col. 50
Total Authorized, Other Non-U.S. Insurers																		
AA-1460006	Validus Reinsurance Ltd.											–			–		YES	–
1299999 – Total Authorized, Other Non-U.S. Insurers												–		–	–	–	XXX	–
1499999 – Total Authorized Excluding Protected Cells												–		–	–	–	XXX	–
5799999 – Total Authorized, Unauthorized, Reciprocal Jurisdiction and Certified Excluding Protected Cells												–		–	–	–	XXX	–
9999999 – Totals												–		–	–	–	XXX	–

SCHEDULE F - PART 3 (CONTINUED)

Ceded Reinsurance as of December 31, Current Year (\$000 Omitted)  
(Provision for Reinsurance for Certified Reinsurers)

1	2	Provision for Certified Reinsurance															
		54	55	56	57	58	59	60	61	62	63	64	65	Complete if Col. 52 = "No"; Otherwise Enter 0			69
														66	67	68	
ID Number From Col. 1	Name of Reinsurer From Col. 3	Certified Reinsurer Rating (1 through 6)	Effective Date of Certified Reinsurer Rating	Percent Collateral Required for Full Credit (0% through 100%)	Catastrophe Recoverables Qualifying for Collateral Deferral	Net Recoverables Subject to Collateral Requirements for Full Credit (Col. 19 – Col. 57)	Dollar Amount of Collateral Required (Col. 56 * Col. 58)	Percent of Collateral Provided for Net Recoverables Subject to Collateral Requirements ((Col. 20 + Col. 21 + Col. 22 + Col.24) / Col. 58)	Percent Credit Allowed on Net Recoverables Subject to Collateral Requirements (Col. 60 / Col. 56, not to exceed 100%)	20% of Recoverable on Paid Losses & LAE Over 90 Days Past Due Amounts in Dispute (Col. 45 * 20%)	Amount of Credit Allowed for Net Recoverables (Col. 57 +[Col. 58 * Col. 61])	Provision for Reinsurance with Certified Reinsurers Due to Collateral Deficiency (Col. 19 – Col. 63)	20% of Recoverable on Paid Losses & LAE Over 90 Days Past Due Amounts Not in Dispute (Col. 47 * 20%)	Total Collateral Provided (Col. 20 + Col. 21 + Col. 22 + Col.24; not to Exceed Col. 63)	Net Unsecured Recoverable for Which Credit is Allowed (Col. 63 -Col. 66)	20% of Amount in Col. 67	Provision for Overdue Reinsurance Ceded to Certified Reinsurers (Greater of [Col. 62 + Col. 65] or Col.68; not to Exceed Col. 63)
Total Authorized, Other Non-U.S. Insurers																	
AA-1460006	Validus Reinsurance Ltd.	XXX	XXX	XXX	XXX	XXX	XXX	XXX	XXX	XXX	XXX	XXX	XXX	XXX	XXX	XXX	XXX
1299999 – Total Authorized, Other Non-U.S. Insurers		XXX	XXX	XXX	XXX	XXX	XXX	XXX	XXX	XXX	XXX	XXX	XXX	XXX	XXX	XXX	XXX
1499999 – Total Authorized Excluding Protected Cells		XXX	XXX	XXX	XXX	XXX	XXX	XXX	XXX	XXX	XXX	XXX	XXX	XXX	XXX	XXX	XXX
5799999 – Total Authorized, Unauthorized, Reciprocal Jurisdiction and Certified Excluding Protected Cells		XXX	XXX	XXX				XXX	XXX								
9999999 – Totals		XXX	XXX	XXX				XXX	XXX								

**SCHEDULE F - PART 3 (CONTINUED)**  
Ceded Reinsurance as of December 31, Current Year (\$000 Omitted)  
(Total Provision for Reinsurance)

1	2	70	Provision for Unauthorized Reinsurance		Provision for Overdue Authorized and Reciprocal Jurisdiction Reinsurance		Total Provision for Reinsurance			
			71	72	73	74	75	76	77	78
ID Number From Col. 1	Name of Reinsurer From Col. 3	20% of Recoverable on Paid Losses & LAE Over 90 Days Past Due Amounts Not in Dispute (Col. 47 * 20%)	Provision for Reinsurance with Unauthorized Reinsurers Due to Collateral Deficiency (Col. 26)	Provision for Overdue Reinsurance from Unauthorized Reinsurers and Amounts in Dispute (Col. 70 + 20% of the Amount in Col. 16)	Complete if Col. 52 = "Yes"; Otherwise Enter 0	Complete if Col. 52 = "No"; Otherwise Enter 0	Provision for Amounts Ceded to Authorized and Reciprocal Jurisdiction Reinsurers (Cols. 73 + 74)	Provision for Amounts Ceded to Unauthorized Reinsurers (Cols. 71 + 72 Not in Excess of Col. 15)	Provision for Amounts Ceded to Certified Reinsurers (Cols. 64 + 69)	Total Provision for Reinsurance (Cols. 75 + 76 + 77)
					20% of Recoverable on Paid Losses & LAE Over 90 Days Past Due Amounts Not in Dispute + 20% of Amounts in Dispute ([Col. 47 * 20%] + [Col. 45 * 20%])	Greater of 20% of Net Recoverable Net of Funds Held & Collateral, or 20% of Recoverable on Paid Losses & LAE Over 90 Days Past Due (Greater of Col 26 * 20% or [Cols. 40 + 41] * 20%)				
Total Authorized, Other Non-U.S. Insurers										
AA-1460006	Validus Reinsurance Ltd.	—	XXX	XXX	—	—	—	XXX	XXX	—
1299999 – Total Authorized, Other Non-U.S. Insurers		—	XXX	XXX	—	—	—	XXX	XXX	—
1499999 – Total Authorized Excluding Protected Cells		—	XXX	XXX	—	—	—	XXX	XXX	—
5799999 – Total Authorized, Unauthorized, Reciprocal Jurisdiction and Certified Excluding Protected Cells		—			—	—	—			—
9999999 – Totals		—			—	—	—			—

(27) Schedule F - Part 4 - Issuing or Confirming Banks for Letters of Credit from Schedule F, Part 3 (\$000's Omitted)

**NONE**

(28) Schedule F - Part 5A (\$000's Omitted)

**NONE**

(28) Schedule F - Part 5B (\$000's Omitted)

**NONE**

SCHEDULE F - PART 6

Restatement of Balance Sheet to Identify Net Credit for Reinsurance

	1	2	3
	As Reported (Net of Ceded)	Restatement Adjustments	Restated (Gross of Ceded)
ASSETS (Page 2, Col. 3)			
1. Cash and invested assets (Line 12)	104,340,755		104,340,755
2. Premiums and considerations (Line 15)	1,266,990		1,266,990
3. Reinsurance recoverable on loss and loss adjustment expense payments (Line 16.1)			
4. Funds held by or deposited with reinsured companies (Line 16.2)			
5. Other assets	1,281,152		1,281,152
6. Net amount recoverable from reinsurers			
7. Protected cell assets (Line 27)			
8. Totals (Line 28)	106,888,897		106,888,897
LIABILITIES (Page 3)			
9. Losses and loss adjustment expenses (Lines 1 through 3)	4,175,600		4,175,600
10. Taxes, expenses, and other obligations (Lines 4 through 8)	417,166		417,166
11. Unearned premiums (Line 9)	975,000		975,000
12. Advance premiums (Line 10)			
13. Dividends declared and unpaid (Line 11.1 and 11.2)			
14. Ceded reinsurance premiums payable (net of ceding commissions) (Line 12)			
15. Funds held by company under reinsurance treaties (Line 13)			
16. Amounts withheld or retained by company for account of others (Line 14)			
17. Provision for reinsurance (Line 16)			
18. Other liabilities	71,895,002		71,895,002
19. Total liabilities excluding protected cell business (Line 26)	77,462,768		77,462,768
20. Protected cell liabilities (Line 27)			
21. Surplus as regards policyholders (Line 37)	29,426,129	XXX	29,426,129
22. Totals (Line 38)	106,888,897		106,888,897

NOTE: Is the restatement of this exhibit the result of grossing up balances ceded to affiliates under 100 percent reinsurance or pooling arrangements? NO  
If yes, give full explanation:



(30) Schedule H - Part 1

**NONE**

(30) Write-Ins for Line 11 - Deductions

**NONE**

(31) Schedule H - Part 2 - Reserves and Liabilities

**NONE**

(31) Schedule H - Part 3 - Test of Prior Year's Claim Reserves and Liabilities

**NONE**

(31) Schedule H - Part 4 - Reinsurance

**NONE**

(32) Schedule H - Part 5

**NONE**

(35) Schedule P - Part 1A - Columns 1 to 12 (\$000's Omitted)

NONE

(35) Schedule P - Part 1A - Columns 13 to 25 (\$000's Omitted)

NONE

(35) Schedule P - Part 1A - Columns 26 to 36 (\$000's Omitted)

NONE

(36) Schedule P - Part 1B - Columns 1 to 12 (\$000's Omitted)

NONE

(36) Schedule P - Part 1B - Columns 13 to 25 (\$000's Omitted)

NONE

(36) Schedule P - Part 1B - Columns 26 to 36 (\$000's Omitted)

NONE

(37) Schedule P - Part 1C - Columns 1 to 12 (\$000's Omitted)

NONE

(37) Schedule P - Part 1C - Columns 13 to 25 (\$000's Omitted)

NONE

(37) Schedule P - Part 1C - Columns 26 to 36 (\$000's Omitted)

NONE

(38) Schedule P - Part 1D - Columns 1 to 12 (\$000's Omitted)

NONE

(38) Schedule P - Part 1D - Columns 13 to 25 (\$000's Omitted)

NONE

(38) Schedule P - Part 1D - Columns 26 to 36 (\$000's Omitted)

NONE

(39) Schedule P - Part 1E - Columns 1 to 12 (\$000's Omitted)

NONE

(39) Schedule P - Part 1E - Columns 13 to 25 (\$000's Omitted)

NONE

(39) Schedule P - Part 1E - Columns 26 to 36 (\$000's Omitted)

NONE

(40) Schedule P - Part 1F - Section 1 - Columns 1 to 12 (\$000's Omitted)

NONE

(40) Schedule P - Part 1F - Section 1 - Columns 13 to 25 (\$000's Omitted)

NONE

(40) Schedule P - Part 1F - Section 1 - Columns 26 to 36 (\$000's Omitted)

NONE

(41) Schedule P - Part 1F - Section 2 - Columns 1 to 12 (\$000's Omitted)

NONE

(41) Schedule P - Part 1F - Section 2 - Columns 13 to 25 (\$000's Omitted)

NONE

(41) Schedule P - Part 1F - Section 2 - Columns 26 to 36 (\$000's Omitted)

NONE

(42) Schedule P - Part 1G - Columns 1 to 12 (\$000's Omitted)

NONE

(42) Schedule P - Part 1G - Columns 13 to 25 (\$000's Omitted)

NONE

(42) Schedule P - Part 1G - Columns 26 to 36 (\$000's Omitted)

NONE

(43) Schedule P - Part 1H - Section 1 - Columns 1 to 12 (\$000's Omitted)

NONE

(43) Schedule P - Part 1H - Section 1 - Columns 13 to 25 (\$000's Omitted)

NONE

(43) Schedule P - Part 1H - Section 1 - Columns 26 to 36 (\$000's Omitted)

NONE

(44) Schedule P - Part 1H - Section 2 - Columns 1 to 12 (\$000's Omitted)

NONE

(44) Schedule P - Part 1H - Section 2 - Columns 13 to 25 (\$000's Omitted)

NONE

(44) Schedule P - Part 1H - Section 2 - Columns 26 to 36 (\$000's Omitted)

NONE

(45) Schedule P - Part 1I - Columns 1 to 12 (\$000's Omitted)

NONE

(45) Schedule P - Part 1I - Columns 13 to 25 (\$000's Omitted)

NONE

(45) Schedule P - Part 1I - Columns 26 to 36 (\$000's Omitted)

NONE

(46) Schedule P - Part 1J - Columns 1 to 12 (\$000's Omitted)

NONE

(46) Schedule P - Part 1J - Columns 13 to 25 (\$000's Omitted)

NONE

(46) Schedule P - Part 1J - Columns 26 to 36 (\$000's Omitted)

NONE

(47) Schedule P - Part 1K - Columns 1 to 12 (\$000's Omitted)

**NONE**

(47) Schedule P - Part 1K - Columns 13 to 25 (\$000's Omitted)

**NONE**

(47) Schedule P - Part 1K - Columns 26 to 36 (\$000's Omitted)

**NONE**

SCHEDULE P - PART 1L - OTHER (INCLUDING CREDIT, ACCIDENT AND HEALTH)  
(\$000 OMITTED)

Years in Which Premiums Were Earned and Losses Were Incurred	Premiums Earned			Loss and Loss Expense Payments								12
	1  Direct and Assumed	2  Ceded	3  Net (Cols. 1-2)	Loss Payments		Defense and Cost Containment Payments		Adjusting and Other Payments		10  Salvage and Subrogation Received	11  Total Net Paid (Cols. 4-5+6-7+8-9)	12  Number of Claims Reported Direct and Assumed
				4  Direct and Assumed	5  Ceded	6  Direct and Assumed	7  Ceded	8  Direct and Assumed	9  Ceded			
1. Prior	XXX	XXX	XXX									XXX
2. 2015	1,888	337	1,551									XXX
3. 2016	2,039	339	1,700									XXX
4. 2017	2,177	342	1,835									XXX
5. 2018	2,313	345	1,968									XXX
6. 2019	2,491	409	2,082									XXX
7. 2020	2,933	420	2,513									XXX
8. 2021	3,116	468	2,648									XXX
9. 2022	3,395	480	2,915									XXX
10. 2023	3,469	474	2,995									XXX
11. 2024	7,527	476	7,051									XXX
12. Totals	XXX	XXX	XXX									XXX

Years in Which Premiums Were Earned and Losses Were Incurred	Losses Unpaid				Defense and Cost Containment Unpaid				Adjusting and Other Unpaid		23  Salvage and Subrogation Anticipated	24  Total Net Losses and Expenses Unpaid	25  Number of Claims Outstanding Direct and Assumed
	Case Basis		Bulk + IBNR		Case Basis		Bulk + IBNR		21	22			
	13	14	15	16	17	18	19	20					
Direct and Assumed	Ceded	Direct and Assumed	Ceded	Direct and Assumed	Ceded	Direct and Assumed	Ceded	Direct and Assumed	Ceded				
1. Prior													
2. 2015													
3. 2016													
4. 2017													
5. 2018													
6. 2019													
7. 2020													
8. 2021													
9. 2022			388									388	
10. 2023			1,163									1,163	
11. 2024			2,625									2,625	
12. Totals			4,176									4,176	

Years in Which Premiums Were Earned and Losses Were Incurred	Total Losses and Loss Expenses Incurred			Loss and Loss Expense Percentage (Incurred/Premiums Earned)			Nontabular Discount		34  Inter-Company Pooling Participation Percentage	Net Balance Sheet Reserves After Discount	
	26	27	28	29	30	31	32	33		35	36
	Direct and Assumed	Ceded	Net	Direct and Assumed	Ceded	Net	Loss	Loss Expense		Losses Unpaid	Loss Expenses Unpaid
1. Prior	XXX	XXX	XXX	XXX	XXX	XXX			XXX		
2. 2015											
3. 2016											
4. 2017											
5. 2018											
6. 2019											
7. 2020											
8. 2021											
9. 2022	388		388	11.416		13.295				388	
10. 2023	1,163		1,163	33.516		38.821				1,163	
11. 2024	2,625		2,625	34.879		37.233				2,625	
12. Totals	XXX	XXX	XXX	XXX	XXX	XXX			XXX	4,176	

(49) Schedule P - Part 1M - Columns 1 to 12 (\$000's Omitted)

NONE

(49) Schedule P - Part 1M - Columns 13 to 25 (\$000's Omitted)

NONE

(49) Schedule P - Part 1M - Columns 26 to 36 (\$000's Omitted)

NONE

(50) Schedule P - Part 1N - Columns 1 to 12 (\$000's Omitted)

NONE

(50) Schedule P - Part 1N - Columns 13 to 25 (\$000's Omitted)

NONE

(50) Schedule P - Part 1N - Columns 26 to 36 (\$000's Omitted)

NONE

(51) Schedule P - Part 1O - Columns 1 to 12 (\$000's Omitted)

NONE

(51) Schedule P - Part 1O - Columns 13 to 25 (\$000's Omitted)

NONE

(51) Schedule P - Part 1O - Columns 26 to 36 (\$000's Omitted)

NONE

(52) Schedule P - Part 1P - Columns 1 to 12 (\$000's Omitted)

NONE

(52) Schedule P - Part 1P - Columns 13 to 25 (\$000's Omitted)

NONE

(52) Schedule P - Part 1P - Columns 26 to 36 (\$000's Omitted)

NONE

(53) Schedule P - Part 1R - Section 1 - Columns 1 to 12 (\$000's Omitted)

NONE

(53) Schedule P - Part 1R - Section 1 - Columns 13 to 25 (\$000's Omitted)

NONE

(53) Schedule P - Part 1R - Section 1 - Columns 26 to 36 (\$000's Omitted)

NONE

(54) Schedule P - Part 1R - Section 2 - Columns 1 to 12 (\$000's Omitted)

NONE

(54) Schedule P - Part 1R - Section 2 - Columns 13 to 25 (\$000's Omitted)

NONE

(54) Schedule P - Part 1R - Section 2 - Columns 26 to 36 (\$000's Omitted)

NONE

(55) Schedule P - Part 1S - Columns 1 to 12 (\$000's Omitted)

NONE

(55) Schedule P - Part 1S - Columns 13 to 25 (\$000's Omitted)

NONE

(55) Schedule P - Part 1S - Columns 26 to 36 (\$000's Omitted)

NONE

(56) Schedule P - Part 1T - Columns 1 to 12 (\$000's Omitted)

NONE

(56) Schedule P - Part 1T - Columns 13 to 25 (\$000's Omitted)

NONE

(56) Schedule P - Part 1T - Columns 26 to 36 (\$000's Omitted)

NONE

(57) Schedule P - Part 1U - Columns 1 to 12 (\$000's Omitted)

NONE

(57) Schedule P - Part 1U - Columns 13 to 25 (\$000's Omitted)

NONE

(57) Schedule P - Part 1U - Columns 26 to 36 (\$000's Omitted)

NONE

(58) Schedule P - Part 2A - Homeowners/Farmowners (\$000's Omitted)

NONE

(58) Schedule P - Part 2B - Private Passenger Auto Liability/Medical (\$000's Omitted)

NONE

(58) Schedule P - Part 2C - Commercial Auto/Truck Liability/Medical (\$000's Omitted)

NONE

(58) Schedule P - Part 2D - Workers' Compensation (Excluding Excess Workers' Compensation) (\$000's Omitted)

NONE

(58) Schedule P - Part 2E - Commercial Multiple Peril (\$000's Omitted)

NONE

(59) Schedule P - Part 2F - Section 1 - Medical Professional Liability - Occurrence (\$000's Omitted)

NONE

(59) Schedule P - Part 2F - Section 2 - Medical Professional Liability - Claims-Made (\$000's Omitted)

NONE

(59) Schedule P - Part 2G - Special Liability (Ocean Marine, Aircraft (All Perils), Boiler and Machinery) (\$000's Omitted)

NONE

(59) Schedule P - Part 2H - Section 1 - Other Liability - Occurrence (\$000's Omitted)

NONE

(59) Schedule P - Part 2H - Section 2 - Other Liability - Claims-Made (\$000's Omitted)

NONE

SCHEDULE P - PART 2I - SPECIAL PROPERTY (FIRE, ALLIED LINES, INLAND MARINE, EARTHQUAKE, BURGLARY AND THEFT)

Years in Which Losses Were Incurred	INCURRED NET LOSSES AND DEFENSE AND COST CONTAINMENT EXPENSES REPORTED AT YEAR-END (\$000 OMITTED)										DEVELOPMENT	
	1	2	3	4	5	6	7	8	9	10	11	12
	2015	2016	2017	2018	2019	2020	2021	2022	2023	2024	One Year	Two Year
1. Prior												
2. 2015												
3. 2016	XXX											
4. 2017	XXX	XXX										
5. 2018	XXX	XXX	XXX									
6. 2019	XXX	XXX	XXX	XXX								
7. 2020	XXX	XXX	XXX	XXX	XXX							
8. 2021	XXX	XXX	XXX	XXX	XXX	XXX						
9. 2022	XXX	XXX	XXX	XXX	XXX	XXX	XXX					
10. 2023	XXX	XXX	XXX	XXX	XXX	XXX	XXX	XXX				XXX
11. 2024	XXX	XXX	XXX	XXX	XXX	XXX	XXX	XXX	XXX		XXX	XXX
12. Totals	XXX	XXX	XXX	XXX	XXX	XXX	XXX	XXX	XXX	XXX		

SCHEDULE P - PART 2J - AUTO PHYSICAL DAMAGE

Years in Which Losses Were Incurred	INCURRED NET LOSSES AND DEFENSE AND COST CONTAINMENT EXPENSES REPORTED AT YEAR-END (\$000 OMITTED)										DEVELOPMENT	
	1	2	3	4	5	6	7	8	9	10	11	12
	2015	2016	2017	2018	2019	2020	2021	2022	2023	2024	One Year	Two Year
1. Prior												
2. 2015												
3. 2016	XXX											
4. 2017	XXX	XXX										
5. 2018	XXX	XXX	XXX									
6. 2019	XXX	XXX	XXX	XXX								
7. 2020	XXX	XXX	XXX	XXX	XXX							
8. 2021	XXX	XXX	XXX	XXX	XXX	XXX						
9. 2022	XXX	XXX	XXX	XXX	XXX	XXX	XXX					
10. 2023	XXX	XXX	XXX	XXX	XXX	XXX	XXX	XXX				XXX
11. 2024	XXX	XXX	XXX	XXX	XXX	XXX	XXX	XXX	XXX		XXX	XXX
12. Totals	XXX	XXX	XXX	XXX	XXX	XXX	XXX	XXX	XXX	XXX		

SCHEDULE P - PART 2K - FIDELITY/SURETY

Years in Which Losses Were Incurred	INCURRED NET LOSSES AND DEFENSE AND COST CONTAINMENT EXPENSES REPORTED AT YEAR-END (\$000 OMITTED)										DEVELOPMENT	
	1	2	3	4	5	6	7	8	9	10	11	12
	2015	2016	2017	2018	2019	2020	2021	2022	2023	2024	One Year	Two Year
1. Prior												
2. 2015												
3. 2016	XXX											
4. 2017	XXX	XXX										
5. 2018	XXX	XXX	XXX									
6. 2019	XXX	XXX	XXX	XXX								
7. 2020	XXX	XXX	XXX	XXX	XXX							
8. 2021	XXX	XXX	XXX	XXX	XXX	XXX						
9. 2022	XXX	XXX	XXX	XXX	XXX	XXX	XXX					
10. 2023	XXX	XXX	XXX	XXX	XXX	XXX	XXX	XXX				XXX
11. 2024	XXX	XXX	XXX	XXX	XXX	XXX	XXX	XXX	XXX		XXX	XXX
12. Totals	XXX	XXX	XXX	XXX	XXX	XXX	XXX	XXX	XXX	XXX		

SCHEDULE P - PART 2L - OTHER (INCLUDING CREDIT, ACCIDENT AND HEALTH)

Years in Which Losses Were Incurred	INCURRED NET LOSSES AND DEFENSE AND COST CONTAINMENT EXPENSES REPORTED AT YEAR-END (\$000 OMITTED)										DEVELOPMENT	
	1	2	3	4	5	6	7	8	9	10	11	12
	2015	2016	2017	2018	2019	2020	2021	2022	2023	2024	One Year	Two Year
1. Prior	871	224										
2. 2015	1,305	670	229									
3. 2016	XXX	1,342	689	235								
4. 2017	XXX	XXX	1,378	707	241							
5. 2018	XXX	XXX	XXX	1,414	725	248						
6. 2019	XXX	XXX	XXX	XXX	1,450	743	258					
7. 2020	XXX	XXX	XXX	XXX	XXX	1,485	773	268	-		-	(268)
8. 2021	XXX	XXX	XXX	XXX	XXX	XXX	1,545	803	278		(278)	(803)
9. 2022	XXX	XXX	XXX	XXX	XXX	XXX	XXX	1,605	833	388	(445)	(1,217)
10. 2023	XXX	XXX	XXX	XXX	XXX	XXX	XXX	XXX	1,665	1,163	(502)	XXX
11. 2024	XXX	XXX	XXX	XXX	XXX	XXX	XXX	XXX	XXX	2,625	XXX	XXX
12. Totals	XXX	XXX	XXX	XXX	XXX	XXX	XXX	XXX	XXX	XXX	(1,226)	(2,288)

SCHEDULE P - PART 2M - INTERNATIONAL

Years in Which Losses Were Incurred	INCURRED NET LOSSES AND DEFENSE AND COST CONTAINMENT EXPENSES REPORTED AT YEAR-END (\$000 OMITTED)										DEVELOPMENT	
	1	2	3	4	5	6	7	8	9	10	11	12
	2015	2016	2017	2018	2019	2020	2021	2022	2023	2024	One Year	Two Year
1. Prior												
2. 2015												
3. 2016	XXX											
4. 2017	XXX	XXX										
5. 2018	XXX	XXX	XXX									
6. 2019	XXX	XXX	XXX	XXX								
7. 2020	XXX	XXX	XXX	XXX	XXX							
8. 2021	XXX	XXX	XXX	XXX	XXX	XXX						
9. 2022	XXX	XXX	XXX	XXX	XXX	XXX	XXX					
10. 2023	XXX	XXX	XXX	XXX	XXX	XXX	XXX	XXX				XXX
11. 2024	XXX	XXX	XXX	XXX	XXX	XXX	XXX	XXX	XXX		XXX	XXX
12. Totals	XXX	XXX	XXX	XXX	XXX	XXX	XXX	XXX	XXX	XXX		



(61) Schedule P - Part 2N - Reinsurance - Non Proportional Assumed Property (\$000's Omitted)

NONE

(61) Schedule P - Part 2O - Reinsurance - Non Proportional Assumed Liability (\$000's Omitted)

NONE

(61) Schedule P - Part 2P - Reinsurance - Non Proportional Assumed Financial Lines (\$000's Omitted)

NONE

(62) Schedule P - Part 2R - Section 1 - Products Liability - Occurrence (\$000's Omitted)

NONE

(62) Schedule P - Part 2R - Section 2 - Products Liability - Claims-Made (\$000's Omitted)

NONE

(62) Schedule P - Part 2S - Financial Guaranty/Mortgage Guaranty (\$000's Omitted)

NONE

(62) Schedule P - Part 2T - Warranty (\$000's Omitted)

NONE

(62) Schedule P - Part 2U - Pet Insurance Plans (\$000's Omitted)

NONE

(63) Schedule P - Part 3A - Homeowners/Farmowners (\$000's Omitted)

NONE

(63) Schedule P - Part 3B - Private Passenger Auto Liability/Medical (\$000's Omitted)

NONE

(63) Schedule P - Part 3C - Commercial Auto/Truck Liability/Medical (\$000's Omitted)

NONE

(63) Schedule P - Part 3D - Workers' Compensation (Excluding Excess Workers' Compensation) (\$000's Omitted)

NONE

(63) Schedule P - Part 3E - Commercial Multiple Peril (\$000's Omitted)

NONE

(64) Schedule P - Part 3F - Section 1 - Medical Professional Liability - Occurrence (\$000's Omitted)

NONE

(64) Schedule P - Part 3F - Section 2 - Medical Professional Liability - Claims-Made (\$000's Omitted)

NONE

(64) Schedule P - Part 3G - Special Liability (Ocean Marine, Aircraft (All Perils), Boiler and Machinery) (\$000's Omitted)

NONE

(64) Schedule P - Part 3H - Section 1 - Other Liability - Occurrence (\$000's Omitted)

NONE

(64) Schedule P - Part 3H - Section 2 - Other Liability - Claims-Made (\$000's Omitted)

NONE

(65) Schedule P - Part 3I - Special Property (Fire, Allied Lines, Inland Marine, Earthquake, Burglary & Theft) (\$000's Omitted)

NONE

(65) Schedule P - Part 3J - Auto Physical Damage (\$000's Omitted)

NONE

(65) Schedule P - Part 3K - Fidelity/Surety (\$000's Omitted)

NONE

(65) Schedule P - Part 3L - Other (Including Credit, Accident and Health) (\$000's Omitted)

NONE

(65) Schedule P - Part 3M - International (\$000's Omitted)

NONE

(66) Schedule P - Part 3N - Reinsurance - Non Proportional Assumed Property (\$000's Omitted)

NONE

(66) Schedule P - Part 3O - Reinsurance - Non Proportional Assumed Liability (\$000's Omitted)

NONE

(66) Schedule P - Part 3P - Reinsurance - Non Proportional Assumed Financial Lines (\$000's Omitted)

NONE

(67) Schedule P - Part 3R - Section 1 - Products Liability - Occurrence (\$000's Omitted)

NONE

(67) Schedule P - Part 3R - Section 2 - Products Liability - Claims-Made (\$000's Omitted)

NONE

(67) Schedule P - Part 3S - Financial Guaranty/Mortgage Guaranty (\$000's Omitted)

NONE

(67) Schedule P - Part 3T - Warranty (\$000's Omitted)

NONE

(67) Schedule P - Part 3U - Pet Insurance Plans (\$000's Omitted)

NONE

(68) Schedule P - Part 4A - Homeowners/Farmowners (\$000's Omitted)

NONE

(68) Schedule P - Part 4B - Private Passenger Auto Liability/Medical (\$000's Omitted)

NONE

(68) Schedule P - Part 4C - Commercial Auto/Truck Liability/Medical (\$000's Omitted)

NONE

(68) Schedule P - Part 4D - Workers' Compensation (Excluding Excess Workers' Compensation) (\$000's Omitted)

NONE

(68) Schedule P - Part 4E - Commercial Multiple Peril (\$000's Omitted)

NONE

(69) Schedule P - Part 4F - Section 1 - Medical Professional Liability - Occurrence (\$000's Omitted)

**NONE**

(69) Schedule P - Part 4F - Section 2 - Medical Professional Liability - Claims-Made (\$000's Omitted)

**NONE**

(69) Schedule P - Part 4G - Special Liability (Ocean Marine, Aircraft (All Perils), Boiler and Machinery) (\$000's Omitted)

**NONE**

(69) Schedule P - Part 4H - Section 1 - Other Liability - Occurrence (\$000's Omitted)

**NONE**

(69) Schedule P - Part 4H - Section 2 - Other Liability - Claims-Made (\$000's Omitted)

**NONE**

SCHEDULE P - PART 4I - SPECIAL PROPERTY (FIRE, ALLIED LINES, INLAND MARINE, EARTHQUAKE, BURGLARY AND THEFT)

Years in Which Losses Were Incurred		BULK AND IBNR RESERVES ON NET LOSSES AND DEFENSE AND COST CONTAINMENT EXPENSES REPORTED AT YEAR-END (\$000 OMITTED)									
		1	2	3	4	5	6	7	8	9	10
		2015	2016	2017	2018	2019	2020	2021	2022	2023	2024
1.	Prior										
2.	2015										
3.	2016	XXX									
4.	2017	XXX	XXX								
5.	2018	XXX	XXX	XXX							
6.	2019	XXX	XXX	XXX	XXX						
7.	2020	XXX	XXX	XXX	XXX	XXX					
8.	2021	XXX	XXX	XXX	XXX	XXX	XXX				
9.	2022	XXX	XXX	XXX	XXX	XXX	XXX	XXX			
10.	2023	XXX	XXX	XXX	XXX	XXX	XXX	XXX	XXX		
11.	2024	XXX	XXX	XXX	XXX	XXX	XXX	XXX	XXX	XXX	

SCHEDULE P - PART 4J - AUTO PHYSICAL DAMAGE

Years in Which Losses Were Incurred		BULK AND IBNR RESERVES ON NET LOSSES AND DEFENSE AND COST CONTAINMENT EXPENSES REPORTED AT YEAR-END (\$000 OMITTED)									
		1	2	3	4	5	6	7	8	9	10
		2015	2016	2017	2018	2019	2020	2021	2022	2023	2024
1.	Prior										
2.	2015										
3.	2016	XXX									
4.	2017	XXX	XXX								
5.	2018	XXX	XXX	XXX							
6.	2019	XXX	XXX	XXX	XXX						
7.	2020	XXX	XXX	XXX	XXX	XXX					
8.	2021	XXX	XXX	XXX	XXX	XXX	XXX				
9.	2022	XXX	XXX	XXX	XXX	XXX	XXX	XXX			
10.	2023	XXX	XXX	XXX	XXX	XXX	XXX	XXX	XXX		
11.	2024	XXX	XXX	XXX	XXX	XXX	XXX	XXX	XXX	XXX	

SCHEDULE P - PART 4K - FIDELITY/SURETY

Years in Which Losses Were Incurred		BULK AND IBNR RESERVES ON NET LOSSES AND DEFENSE AND COST CONTAINMENT EXPENSES REPORTED AT YEAR-END (\$000 OMITTED)									
		1	2	3	4	5	6	7	8	9	10
		2015	2016	2017	2018	2019	2020	2021	2022	2023	2024
1.	Prior										
2.	2015										
3.	2016	XXX									
4.	2017	XXX	XXX								
5.	2018	XXX	XXX	XXX							
6.	2019	XXX	XXX	XXX	XXX						
7.	2020	XXX	XXX	XXX	XXX	XXX					
8.	2021	XXX	XXX	XXX	XXX	XXX	XXX				
9.	2022	XXX	XXX	XXX	XXX	XXX	XXX	XXX			
10.	2023	XXX	XXX	XXX	XXX	XXX	XXX	XXX	XXX		
11.	2024	XXX	XXX	XXX	XXX	XXX	XXX	XXX	XXX	XXX	

SCHEDULE P - PART 4L - OTHER (INCLUDING CREDIT, ACCIDENT AND HEALTH)

Years in Which Losses Were Incurred		BULK AND IBNR RESERVES ON NET LOSSES AND DEFENSE AND COST CONTAINMENT EXPENSES REPORTED AT YEAR-END (\$000 OMITTED)									
		1	2	3	4	5	6	7	8	9	10
		2015	2016	2017	2018	2019	2020	2021	2022	2023	2024
1.	Prior	871	224								
2.	2015	1,305	670	229							
3.	2016	XXX	1,342	689	235						
4.	2017	XXX	XXX	1,378	707	241					
5.	2018	XXX	XXX	XXX	1,414	725	248				
6.	2019	XXX	XXX	XXX	XXX	1,450	743	258			
7.	2020	XXX	XXX	XXX	XXX	XXX	1,485	773	268		
8.	2021	XXX	XXX	XXX	XXX	XXX	XXX	1,545	803	278	
9.	2022	XXX	XXX	XXX	XXX	XXX	XXX	XXX	1,605	833	388
10.	2023	XXX	XXX	XXX	XXX	XXX	XXX	XXX	XXX	1,665	1,163
11.	2024	XXX	XXX	XXX	XXX	XXX	XXX	XXX	XXX	XXX	2,625

SCHEDULE P - PART 4M - INTERNATIONAL

Years in Which Losses Were Incurred		BULK AND IBNR RESERVES ON NET LOSSES AND DEFENSE AND COST CONTAINMENT EXPENSES REPORTED AT YEAR-END (\$000 OMITTED)									
		1	2	3	4	5	6	7	8	9	10
		2015	2016	2017	2018	2019	2020	2021	2022	2023	2024
1.	Prior										
2.	2015										
3.	2016	XXX									
4.	2017	XXX	XXX								
5.	2018	XXX	XXX	XXX							
6.	2019	XXX	XXX	XXX	XXX						
7.	2020	XXX	XXX	XXX	XXX	XXX					
8.	2021	XXX	XXX	XXX	XXX	XXX	XXX				
9.	2022	XXX	XXX	XXX	XXX	XXX	XXX	XXX			
10.	2023	XXX	XXX	XXX	XXX	XXX	XXX	XXX	XXX		
11.	2024	XXX	XXX	XXX	XXX	XXX	XXX	XXX	XXX	XXX	

(71) Schedule P - Part 4N - Reinsurance - Non Proportional Assumed Property (\$000's Omitted)

NONE

(71) Schedule P - Part 4O - Reinsurance - Non Proportional Assumed Liability (\$000's Omitted)

NONE

(71) Schedule P - Part 4P - Reinsurance - Non Proportional Assumed Financial Lines (\$000's Omitted)

NONE

(72) Schedule P - Part 4R - Section 1 - Products Liability - Occurrence (\$000's Omitted)

NONE

(72) Schedule P - Part 4R - Section 2 - Products Liability - Claims-Made (\$000's Omitted)

NONE

(72) Schedule P - Part 4S - Financial Guaranty/Mortgage Guaranty (\$000's Omitted)

NONE

(72) Schedule P - Part 4T - Warranty (\$000's Omitted)

NONE

(72) Schedule P - Part 4U - Pet Insurance Plans (\$000's Omitted)

NONE

(73) Schedule P - Part 5A - Section 1

NONE

(73) Schedule P - Part 5A - Section 2

NONE

(73) Schedule P - Part 5A - Section 3

NONE

(74) Schedule P - Part 5B - Section 1

NONE

(74) Schedule P - Part 5B - Section 2

NONE

(74) Schedule P - Part 5B - Section 3

NONE

(75) Schedule P - Part 5C - Section 1

NONE

(75) Schedule P - Part 5C - Section 2

NONE

(75) Schedule P - Part 5C - Section 3

NONE

(76) Schedule P - Part 5D - Section 1  
**NONE**

(76) Schedule P - Part 5D - Section 2  
**NONE**

(76) Schedule P - Part 5D - Section 3  
**NONE**

(77) Schedule P - Part 5E - Section 1  
**NONE**

(77) Schedule P - Part 5E - Section 2  
**NONE**

(77) Schedule P - Part 5E - Section 3  
**NONE**

(78) Schedule P - Part 5F - Section 1A  
**NONE**

(78) Schedule P - Part 5F - Section 2A  
**NONE**

(78) Schedule P - Part 5F - Section 3A  
**NONE**

(79) Schedule P - Part 5F - Section 1B  
**NONE**

(79) Schedule P - Part 5F - Section 2B  
**NONE**

(79) Schedule P - Part 5F - Section 3B  
**NONE**

(80) Schedule P - Part 5H - Section 1A  
**NONE**

(80) Schedule P - Part 5H - Section 2A  
**NONE**

(80) Schedule P - Part 5H - Section 3A  
**NONE**

(81) Schedule P - Part 5H - Section 1B  
**NONE**

(81) Schedule P - Part 5H - Section 2B  
**NONE**

(81) Schedule P - Part 5H - Section 3B  
**NONE**

(82) Schedule P - Part 5R - Section 1A  
**NONE**

(82) Schedule P - Part 5R - Section 2A  
**NONE**

(82) Schedule P - Part 5R - Section 3A  
**NONE**

(83) Schedule P - Part 5R - Section 1B  
**NONE**

(83) Schedule P - Part 5R - Section 2B  
**NONE**

(83) Schedule P - Part 5R - Section 3B  
**NONE**

(84) Schedule P - Part 5T - Section 1  
**NONE**

(84) Schedule P - Part 5T - Section 2  
**NONE**

(84) Schedule P - Part 5T - Section 3  
**NONE**

(85) Schedule P - Part 6C - Commercial Auto/Truck Liability/Medical - Section 1 (\$000's Omitted)  
**NONE**

(85) Schedule P - Part 6C - Commercial Auto/Truck Liability/Medical - Section 2 (\$000's Omitted)  
**NONE**

(85) Schedule P - Part 6D - Workers' Compensation (Excluding Excess Workers' Compensation) - Section 1 (\$000's Omitted)  
**NONE**

(85) Schedule P - Part 6D - Workers' Compensation (Excluding Excess Workers' Compensation) - Section 2 (\$000's Omitted)  
**NONE**

(86) Schedule P - Part 6E - Commercial Multiple Peril - Section 1 (\$000's Omitted)  
**NONE**

(86) Schedule P - Part 6E - Commercial Multiple Peril - Section 2 (\$000's Omitted)  
**NONE**

(86) Schedule P - Part 6H - Other Liability - Occurrence - Section 1A (\$000's Omitted)  
**NONE**

(86) Schedule P - Part 6H - Other Liability - Occurrence - Section 2A (\$000's Omitted)  
**NONE**

(87) Schedule P - Part 6H - Other Liability - Claims-Made - Section 1B (\$000's Omitted)

NONE

(87) Schedule P - Part 6H - Other Liability - Claims-Made - Section 2B (\$000's Omitted)

NONE

(87) Schedule P - Part 6M - International - Section 1 (\$000's Omitted)

NONE

(87) Schedule P - Part 6M - International - Section 2 (\$000's Omitted)

NONE

(88) Schedule P - Part 6N - Reinsurance Non Proportional Assumed Property - Section 1 (\$000's Omitted)

NONE

(88) Schedule P - Part 6N - Reinsurance Non Proportional Assumed Property - Section 2 (\$000's Omitted)

NONE

(88) Schedule P - Part 6O - Reinsurance Non Proportional Assumed Liability - Section 1 (\$000's Omitted)

NONE

(88) Schedule P - Part 6O - Reinsurance Non Proportional Assumed Liability - Section 2 (\$000's Omitted)

NONE

(89) Schedule P - Part 6R - Products Liability - Occurrence - Section 1A (\$000's Omitted)

NONE

(89) Schedule P - Part 6R - Products Liability - Occurrence - Section 2A (\$000's Omitted)

NONE

(89) Schedule P - Part 6R - Products Liability - Claims-Made - Section 1B (\$000's Omitted)

NONE

(89) Schedule P - Part 6R - Products Liability - Claims-Made - Section 2B (\$000's Omitted)

NONE



SCHEDULE P - PART 7A - PRIMARY LOSS SENSITIVE CONTRACTS

(\$000 OMITTED)

SECTION 1

		1	2	3	4	5	6
		Total Net Losses and Expenses Unpaid	Net Losses and Expenses Unpaid on Loss Sensitive Contracts	Loss Sensitive as Percentage of Total	Total Net Premiums Written	Net Premiums Written on Loss Sensitive Contracts	Loss Sensitive as Percentage of Total
Schedule P – Part 1							
1.	Homeowners/Farmowners.....						
2.	Private Passenger Auto Liability/Medical.....						
3.	Commercial Auto/Truck Liability/Medical.....						
4.	Workers' Compensation.....						
5.	Commercial Multiple Peril.....						
6.	Medical Professional Liability—Occurrence.....						
7.	Medical Professional Liability—Claims-made.....						
8.	Special Liability.....						
9.	Other Liability—Occurrence.....				8,026		
10.	Other Liabilities—Claims-made.....						
11.	Special Property.....						
12.	Auto Physical Damage.....						
13.	Fidelity/ Surety.....						
14.	Other.....	4,176					
15.	International.....						
16.	Reinsurance-Nonproportional Assumed Property.....	XXX	XXX	XXX	XXX	XXX	XXX
17.	Reinsurance-Nonproportional Assumed Liability.....	XXX	XXX	XXX	XXX	XXX	XXX
18.	Reinsurance-Nonproportional Assumed Financial Lines.....	XXX	XXX	XXX	XXX	XXX	XXX
19.	Products Liability—Occurrence.....						
20.	Products Liability—Claims-made.....						
21.	Financial Guaranty/Mortgage Guaranty.....						
22.	Warranty.....						
23.	Pet Insurance Plans.....						
24.	Totals.....	4,176			8,026		

SECTION 2

		INCURRED LOSSES AND DEFENSE AND COST CONTAINMENT EXPENSES REPORTED AT YEAR-END (\$000 OMITTED)									
		1	2	3	4	5	6	7	8	9	10
Years in Which Policies Were Issued		2015	2016	2017	2018	2019	2020	2021	2022	2023	2024
1.	Prior.....										
2.	2015.....										
3.	2016.....	XXX									
4.	2017.....	XXX	XXX								
5.	2018.....	XXX	XXX	XXX							
6.	2019.....	XXX	XXX	XXX	XXX						
7.	2020.....	XXX	XXX	XXX	XXX	XXX					
8.	2021.....	XXX	XXX	XXX	XXX	XXX	XXX				
9.	2022.....	XXX	XXX	XXX	XXX	XXX	XXX	XXX			
10.	2023.....	XXX	XXX	XXX	XXX	XXX	XXX	XXX	XXX		
11.	2024.....	XXX	XXX	XXX	XXX	XXX	XXX	XXX	XXX	XXX	

SECTION 3

		BULK AND INCURRED BUT NOT REPORTED RESERVES FOR LOSSES AND DEFENSE AND COST CONTAINMENT EXPENSES AT YEAR-END (\$000 OMITTED)									
		1	2	3	4	5	6	7	8	9	10
Years in Which Policies Were Issued		2015	2016	2017	2018	2019	2020	2021	2022	2023	2024
1.	Prior.....										
2.	2015.....										
3.	2016.....	XXX									
4.	2017.....	XXX	XXX								
5.	2018.....	XXX	XXX	XXX							
6.	2019.....	XXX	XXX	XXX	XXX						
7.	2020.....	XXX	XXX	XXX	XXX	XXX					
8.	2021.....	XXX	XXX	XXX	XXX	XXX	XXX				
9.	2022.....	XXX	XXX	XXX	XXX	XXX	XXX	XXX			
10.	2023.....	XXX	XXX	XXX	XXX	XXX	XXX	XXX	XXX		
11.	2024.....	XXX	XXX	XXX	XXX	XXX	XXX	XXX	XXX	XXX	

SCHEDULE P – PART 7A – PRIMARY LOSS SENSITIVE CONTRACTS (CONTINUED)

SECTION 4											
Years in Which Policies Were Issued		NET EARNED PREMIUMS REPORTED AT YEAR-END (\$000 OMITTED)									
		1	2	3	4	5	6	7	8	9	10
		2015	2016	2017	2018	2019	2020	2021	2022	2023	2024
1.	Prior										
2.	2015										
3.	2016	XXX									
4.	2017	XXX	XXX								
5.	2018	XXX	XXX	XXX							
6.	2019	XXX	XXX	XXX	XX						
7.	2020	XXX	XXX	XXX	XXX						
8.	2021	XXX	XXX	XXX	XXX	XXX	XXX				
9.	2022	XXX	XXX	XXX	XXX	XXX	XXX	XXX			
10.	2023	XXX	XXX	XXX	XXX	XXX	XXX	XXX	XXX		
11.	2024	XXX	XXX	XXX	XXX	XXX	XXX	XXX	XXX	XXX	

SECTION 5											
Years in Which Policies Were Issued		NET RESERVE FOR PREMIUM ADJUSTMENTS AND ACCRUED RETROSPECTIVE PREMIUMS AT YEAR-END (\$000 OMITTED)									
		1	2	3	4	5	6	7	8	9	10
		2015	2016	2017	2018	2019	2020	2021	2022	2023	2024
1.	Prior										
2.	2015										
3.	2016	XXX									
4.	2017	XXX	XXX								
5.	2018	XXX	XXX	XXX							
6.	2019	XXX	XXX	XXX	XX						
7.	2020	XXX	XXX	XXX	XXX						
8.	2021	XXX	XXX	XXX	XXX	XXX	XXX				
9.	2022	XXX	XXX	XXX	XXX	XXX	XXX	XXX			
10.	2023	XXX	XXX	XXX	XXX	XXX	XXX	XXX	XXX		
11.	2024	XXX	XXX	XXX	XXX	XXX	XXX	XXX	XXX	XXX	

SCHEDULE P - PART 7B - REINSURANCE LOSS SENSITIVE CONTRACTS

(\$000 OMITTED)

SECTION 1

		1	2	3	4	5	6
		Total Net Losses and Expenses Unpaid	Net Losses and Expenses Unpaid on Loss Sensitive Contracts	Loss Sensitive as Percentage of Total	Total Net Premiums Written	Net Premiums Written on Loss Sensitive Contracts	Loss Sensitive as Percentage of Total
Schedule P – Part 1							
1.	Homeowners/Farmowners.....						
2.	Private Passenger Auto Liability/Medical.....						
3.	Commercial Auto/Truck Liability/Medical.....						
4.	Workers' Compensation.....						
5.	Commercial Multiple Peril.....						
6.	Medical Professional Liability—Occurrence.....						
7.	Medical Professional Liability—Claims-made.....						
8.	Special Liability.....						
9.	Other Liability—Occurrence.....				8,026		
10.	Other Liabilities—Claims-made.....						
11.	Special Property.....						
12.	Auto Physical Damage.....						
13.	Fidelity/ Surety.....						
14.	Other.....	4,176					
15.	International.....						
16.	Reinsurance-Nonproportional Assumed Property.....						
17.	Reinsurance-Nonproportional Assumed Liability.....						
18.	Reinsurance-Nonproportional Assumed Financial Lines.....						
19.	Products Liability—Occurrence.....						
20.	Products Liability—Claims-made.....						
21.	Financial Guaranty/Mortgage Guaranty.....						
22.	Warranty.....						
23.	Pet Insurance Plans.....						
24.	Totals.....	4,176			8,026		

SECTION 2

		INCURRED LOSSES AND DEFENSE AND COST CONTAINMENT EXPENSES REPORTED AT YEAR-END (\$000 OMITTED)									
		1	2	3	4	5	6	7	8	9	10
Years in Which Policies Were Issued		2015	2016	2017	2018	2019	2020	2021	2022	2023	2024
1.	Prior.....										
2.	2015.....										
3.	2016.....	XXX									
4.	2017.....	XXX	XXX								
5.	2018.....	XXX	XXX	XXX							
6.	2019.....	XXX	XXX	XXX	XXX						
7.	2020.....	XXX	XXX	XXX	XXX	XXX					
8.	2021.....	XXX	XXX	XXX	XXX	XXX	XXX				
9.	2022.....	XXX	XXX	XXX	XXX	XXX	XXX	XXX			
10.	2023.....	XXX	XXX	XXX	XXX	XXX	XXX	XXX	XXX		
11.	2024.....	XXX	XXX	XXX	XXX	XXX	XXX	XXX	XXX	XXX	

SECTION 3

		BULK AND INCURRED BUT NOT REPORTED RESERVES FOR LOSSES AND DEFENSE AND COST CONTAINMENT EXPENSES AT YEAR-END (\$000 OMITTED)									
		1	2	3	4	5	6	7	8	9	10
Years in Which Policies Were Issued		2015	2016	2017	2018	2019	2020	2021	2022	2023	2024
1.	Prior.....										
2.	2015.....										
3.	2016.....	XXX									
4.	2017.....	XXX	XXX								
5.	2018.....	XXX	XXX	XXX							
6.	2019.....	XXX	XXX	XXX	XXX						
7.	2020.....	XXX	XXX	XXX	XXX	XXX					
8.	2021.....	XXX	XXX	XXX	XXX	XXX	XXX				
9.	2022.....	XXX	XXX	XXX	XXX	XXX	XXX	XXX			
10.	2023.....	XXX	XXX	XXX	XXX	XXX	XXX	XXX	XXX		
11.	2024.....	XXX	XXX	XXX	XXX	XXX	XXX	XXX	XXX	XXX	

SCHEDULE P – PART 7B – REINSURANCE LOSS SENSITIVE CONTRACTS (CONTINUED)

SECTION 4										
Years in Which Policies Were Issued	NET EARNED PREMIUMS REPORTED AT YEAR-END (\$000 OMITTED)									
	1	2	3	4	5	6	7	8	9	10
	2015	2016	2017	2018	2019	2020	2021	2022	2023	2024
1. Prior										
2. 2015										
3. 2016	XXX									
4. 2017	XXX	XXX								
5. 2018	XXX	XXX	XXX							
6. 2019	XXX	XXX	XXX	XX						
7. 2020	XXX	XXX	XXX	XXX	XX					
8. 2021	XXX	XXX	XXX	XXX	XXX	XXX				
9. 2022	XXX	XXX	XXX	XXX	XXX	XXX	XXX			
10. 2023	XXX	XXX	XXX	XXX	XXX	XXX	XXX	XXX		
11. 2024	XXX	XXX	XXX	XXX	XXX	XXX	XXX	XXX	XXX	

SECTION 5										
Years in Which Policies Were Issued	NET RESERVE FOR PREMIUM ADJUSTMENTS AND ACCRUED RETROSPECTIVE PREMIUMS AT YEAR-END (\$000 OMITTED)									
	1	2	3	4	5	6	7	8	9	10
	2015	2016	2017	2018	2019	2020	2021	2022	2023	2024
1. Prior										
2. 2015										
3. 2016	XXX									
4. 2017	XXX	XXX								
5. 2018	XXX	XXX	XXX							
6. 2019	XXX	XXX	XXX	XX						
7. 2020	XXX	XXX	XXX	XXX	XX					
8. 2021	XXX	XXX	XXX	XXX	XXX	XXX				
9. 2022	XXX	XXX	XXX	XXX	XXX	XXX	XXX			
10. 2023	XXX	XXX	XXX	XXX	XXX	XXX	XXX	XXX		
11. 2024	XXX	XXX	XXX	XXX	XXX	XXX	XXX	XXX	XXX	

SECTION 6										
Years in Which Policies Were Issued	INCURRED ADJUSTABLE COMMISSIONS REPORTED AT YEAR-END (\$000 OMITTED)									
	1	2	3	4	5	6	7	8	9	10
	2015	2016	2017	2018	2019	2020	2021	2022	2023	2024
1. Prior										
2. 2015										
3. 2016	XXX									
4. 2017	XXX	XXX								
5. 2018	XXX	XXX	XXX							
6. 2019	XXX	XXX	XXX	XX						
7. 2020	XXX	XXX	XXX	XXX	XX					
8. 2021	XXX	XXX	XXX	XXX	XXX	XXX				
9. 2022	XXX	XXX	XXX	XXX	XXX	XXX	XXX			
10. 2023	XXX	XXX	XXX	XXX	XXX	XXX	XXX	XXX		
11. 2024	XXX	XXX	XXX	XXX	XXX	XXX	XXX	XXX	XXX	

SECTION 7										
Years in Which Policies Were Issued	RESERVES FOR COMMISSION ADJUSTMENTS AT YEAR-END (\$000 OMITTED)									
	1	2	3	4	5	6	7	8	9	10
	2015	2016	2017	2018	2019	2020	2021	2022	2023	2024
1. Prior										
2. 2015										
3. 2016	XXX									
4. 2017	XXX	XXX								
5. 2018	XXX	XXX	XXX							
6. 2019	XXX	XXX	XXX	XX						
7. 2020	XXX	XXX	XXX	XXX	XX					
8. 2021	XXX	XXX	XXX	XXX	XXX	XXX				
9. 2022	XXX	XXX	XXX	XXX	XXX	XXX	XXX			
10. 2023	XXX	XXX	XXX	XXX	XXX	XXX	XXX	XXX		
11. 2024	XXX	XXX	XXX	XXX	XXX	XXX	XXX	XXX	XXX	

SCHEDULE P INTERROGATORIES

1. The following questions relate to yet-to-be-issued Extended Reporting Endorsements (EREs) arising from Death, Disability, or Retirement (DDR) provisions in Medical Professional Liability Claims Made insurance policies. EREs provided for reasons other than DDR are not to be included.
- 1.1 Does the company issue Medical Professional Liability Claims Made insurance policies that provide tail (also known as an extended reporting endorsement, or "ERE") benefits in the event of Death, Disability, or Retirement (DDR) at a reduced charge or at no additional cost? If the answer to question 1.1 is "no", leave the following questions blank.  
If the answer to question 1.1 is "yes", please answer the following questions:.....NO
- 1.2 What is the total amount of the reserve for that provision (DDR Reserve), as reported, explicitly or not, elsewhere in this statement (in dollars)?.....\$
- 1.3 Does the company report any DDR reserve as Unearned Premium Reserve per SSAP No. 65?.....
- 1.4 Does the company report any DDR reserve as loss or loss adjustment expense reserve?.....
- 1.5 If the company reports DDR reserve as Unearned Premium Reserve, does that amount match the figure on the Underwriting and Investment Exhibit, Part 1A – Recapitulation of all Premiums (Page 7) Column 2, Lines 11.1 plus 11.2?.....
- 1.6 If the company reports DDR reserve as loss or loss adjustment expense reserve, please complete the following table corresponding to where these reserves are reported in Schedule P:

Years in Which Premiums Were Earned and Losses Were Incurred	DDR Reserve Included in Schedule P, Part 1F, Medical Professional Liability Column 24: Total Net Losses and Expenses Unpaid	
	1 Section 1: Occurrence	2 Section 2: Claims-Made
1.601. Prior.....		
1.602. 2015.....		
1.603. 2016.....		
1.604. 2017.....		
1.605. 2018.....		
1.606. 2019.....		
1.607. 2020.....		
1.608. 2021.....		
1.609. 2022.....		
1.610. 2023.....		
1.611. 2024.....		
1.612. Totals.....		

2. The definition of allocated loss adjustment expenses (ALAE) and, therefore, unallocated loss adjustment expenses (ULAE) was changed effective January 1, 1998. This change in definition applies to both paid and unpaid expenses. Are these expenses (now reported as "Defense and Cost Containment" and "Adjusting and Other") reported in compliance with these definitions in this statement?.....YES
3. The Adjusting and Other expense payments and reserves should be allocated to the years in which the losses were incurred based on the number of claims reported, closed and outstanding in those years. When allocating Adjusting and Other expense between companies in a group or a pool, the Adjusting and Other expense should be allocated in the same percentage used for the loss amounts and the claim counts. For reinsurers, Adjusting and Other expense assumed should be reported according to the reinsurance contract. For Adjusting and Other expense incurred by reinsurers, or in those situations where suitable claim count information is not available, Adjusting and Other expense should be allocated by a reasonable method determined by the company and described in Interrogatory 7, below. Are they so reported in this Statement?.....NO
4. Do any lines in Schedule P include reserves that are reported gross of any discount to present value of future payments, and that are reported net of such discounts on Page 10?.....NO
- If yes, proper disclosure must be made in the Notes to Financial Statements, as specified in the Instructions. Also, the discounts must be reported in Schedule P - Part 1, Columns 32 and 33.
- Schedule P must be completed gross of non-tabular discounting. Work papers relating to discount calculations must be available for examination upon request.
- Discounting is allowed only if expressly permitted by the state insurance department to which this Annual Statement is being filed.
5. What were the net premiums (in thousands of dollars) in force at the end of the year for:  
5.1. Fidelity.....\$ -  
5.2. Surety.....\$ -
6. Claim count information is reported per claim or per claimant (indicate which).....  
If not the same in all years, explain in Interrogatory 7.
- 7.1. The information provided in Schedule P will be used by many persons to estimate the adequacy of the current loss and expense reserves, among other things. Are there any especially significant events, coverage, retention or accounting changes that have occurred that must be considered when making such analyses?.....NO
- 7.2. An extended statement may be attached.....

SCHEDULE T – PART 2  
INTERSTATE COMPACT – EXHIBIT OF PREMIUMS WRITTEN  
Allocated By States And Territories

			Direct Business Only					
			1	2	3	4	5	6
States, Etc.			Life (Group and Individual)	Annuities (Group and Individual)	Disability Income (Group and Individual)	Long-Term Care (Group and Individual)	Deposit-Type Contracts	Totals
1.	Alabama .....	AL	NONE					
2.	Alaska .....	AK						
3.	Arizona .....	AZ						
4.	Arkansas .....	AR						
5.	California .....	CA						
6.	Colorado .....	CO						
7.	Connecticut .....	CT						
8.	Delaware .....	DE						
9.	District of Columbia .....	DC						
10.	Florida .....	FL						
11.	Georgia .....	GA						
12.	Hawaii .....	HI						
13.	Idaho .....	ID						
14.	Illinois .....	IL						
15.	Indiana .....	IN						
16.	Iowa .....	IA						
17.	Kansas .....	KS						
18.	Kentucky .....	KY						
19.	Louisiana .....	LA						
20.	Maine .....	ME						
21.	Maryland .....	MD						
22.	Massachusetts .....	MA						
23.	Michigan .....	MI						
24.	Minnesota .....	MN						
25.	Mississippi .....	MS						
26.	Missouri .....	MO						
27.	Montana .....	MT						
28.	Nebraska .....	NE						
29.	Nevada .....	NV						
30.	New Hampshire .....	NH						
31.	New Jersey .....	NJ						
32.	New Mexico .....	NM						
33.	New York .....	NY						
34.	North Carolina .....	NC						
35.	North Dakota .....	ND						
36.	Ohio .....	OH						
37.	Oklahoma .....	OK						
38.	Oregon .....	OR						
39.	Pennsylvania .....	PA						
40.	Rhode Island .....	RI						
41.	South Carolina .....	SC						
42.	South Dakota .....	SD						
43.	Tennessee .....	TN						
44.	Texas .....	TX						
45.	Utah .....	UT						
46.	Vermont .....	VT						
47.	Virginia .....	VA						
48.	Washington .....	WA						
49.	West Virginia .....	WV						
50.	Wisconsin .....	WI						
51.	Wyoming .....	WY						
52.	American Samoa .....	AS						
53.	Guam .....	GU						
54.	Puerto Rico .....	PR						
55.	U.S. Virgin Islands .....	VI						
56.	Northern Mariana Islands .....	MP						
57.	Canada .....	CAN						
58.	Aggregate Other Alien .....	OT						
59.	Totals .....							

NONE

SCHEDULE Y

PART 1A - DETAIL OF INSURANCE HOLDING COMPANY SYSTEM

1	2	3	4	5	6	7	8	9	10	11	12	13	14	15	16
Group Code	Group Name	NAIC Company Code	ID Number	Federal RSSD	CIK	Name of Securities Exchange if Publicly Traded (U.S. or International)	Names of Parent, Subsidiaries or Affiliates	Domiciliary Location	Relationship to Reporting Entity	Directly Controlled by (Name of Entity/Person)	Type of Control (Ownership, Board, Management, Attorney-in-Fact, Influence, Other)	If Control is Ownership, Provide Percentage	Ultimate Controlling Entity(ies) / Person(s)	Is an SCA Filing Required? (Yes/No)	*
0359	AMERICAN MUTUAL SHARE INSURANCE CORP	10003	31-1383517				EXCESS SHARE INSURANCE CORPORATION	OH	RE	AMERICAN MUTUAL SHARE INSURANCE CORPORATION	OWNERSHIP	100.000	AMERICAN MUTUAL SHARE INSURANCE CORPORATION	NO	
0359	AMERICAN MUTUAL SHARE INSURANCE CORP	12700	23-7376679				AMERICAN MUTUAL SHARE INSURANCE CORPORATION	OH	UDP	AMERICAN MUTUAL SHARE INSURANCE CORPORATION	OWNERSHIP	100.000	AMERICAN MUTUAL SHARE INSURANCE CORPORATION	NO	

Asterisk	Explanation

SCHEDULE Y

PART 2 - SUMMARY OF INSURER'S TRANSACTIONS WITH ANY AFFILIATES

1	2	3	4	5	6	7	8	9	10	11	12	13
NAIC Company Code	ID Number	Names of Insurers and Parent, Subsidiaries or Affiliates	Shareholder Dividends	Capital Contributions	Purchases, Sales or Exchanges of Loans, Securities, Real Estate, Mortgage Loans or Other Investments	Income/ (Disbursements) Incurred in Connection with Guarantees or Undertakings for the Benefit of any Affiliate(s)	Management Agreements and Service Contracts	Income/ (Disbursements) Incurred Under Reinsurance Agreements	*	Any Other Material Activity Not in the Ordinary Course of the Insurer's Business	Totals	Reinsurance Recoverable/ (Payable) on Losses and/or Reserve Credit Taken/ (Liability)
12700	23-7377769	American Mutual Share Insurance Corp.....					3,479,000				3,479,000	
10003	31-1383517	Excess Share Insurance Corporation.....					(3,479,000)				(3,479,000)	
9999999 – Control Totals.....							–		XXX		–	



SCHEDULE Y

PART 3 - ULTIMATE CONTROLLING PARTY AND LISTING OF OTHER U.S. INSURANCE GROUPS OR ENTITIES UNDER THAT ULTIMATE CONTROLLING PARTY'S CONTROL

1	2	3	4	5	6	7	8
Insurers in Holding Company	Owners with Greater than 10% Ownership	Ownership Percentage Column 2 of Column 1	Granted Disclaimer of Control / Affiliation of Column 2 Over Column 1 (Yes/No)	Ultimate Controlling Party	U.S. Insurance Groups or Entities Controlled by Column 5	Ownership Percentage (Column 5 of Column 6)	Granted Disclaimer of Control / Affiliation of Column 5 Over Column 6 (Yes/No)

NONE

SUPPLEMENTAL EXHIBITS AND SCHEDULES INTERROGATORIES

REQUIRED FILINGS

The following supplemental reports are required to be filed as part of your statement filing unless specifically waived by the domiciliary state. However, in the event that your domiciliary state waives the filing requirement, your response of WAIVED to the specific interrogatory will be accepted in lieu of filing a "NONE" report and a bar code will be printed below. If the supplement is required of your company but is not being filed for whatever reason, enter SEE EXPLANATION and provide an explanation following the interrogatory questions.




























	Response
March Filing	
1. Will an actuarial opinion be filed by March 1?	YES
2. Will the Supplemental Compensation Exhibit be filed with the state of domicile by March 1?	SEE EXPLANATION
3. Will the confidential Risk-based Capital Report be filed with the NAIC by March 1?	YES
4. Will the confidential Risk-based Capital Report be filed with the state of domicile, if required, by March 1?	YES
April Filing	
5. Will the Insurance Expense Exhibit be filed with the state of domicile and the NAIC by April 1?	YES
6. Will Management's Discussion and Analysis be filed by April 1?	YES
7. Will the Supplemental Investment Risks Interrogatories be filed by April 1?	YES
May Filing	
8. Will this company be included in a combined annual statement that is filed with the NAIC by May 1?	YES
June Filing	
9. Will an audited financial report be filed by June 1?	YES
10. Will Accountants Letter of Qualifications be filed with the state of domicile and electronically with the NAIC by June 1?	YES

SUPPLEMENTAL FILINGS

The following supplemental reports are required to be filed as part of your statement filing **if your company is engaged in the type of business covered by the supplement. However, in the event that your company does not transact the type of business for which the special report must be filed, your response of NO to the specific interrogatory will be accepted in lieu of filing a "NONE" report and a bar code will be printed below.** If the supplement is required of your company but is not being filed for whatever reason, enter SEE EXPLANATION and provide an explanation following the interrogatory questions.

	Response
March Filing	
11. Will Schedule SIS (Stockholder Information Supplement) be filed with the state of domicile by March 1?	NO
12. Will the Financial Guaranty Insurance Exhibit be filed by March 1?	NO
13. Will the Medicare Supplement Insurance Experience Exhibit be filed with the state of domicile and the NAIC by March 1?	NO
14. Will Supplement A to Schedule T (Medical Professional Liability Supplement) be filed by March 1?	NO
15. Will the Trusteed Surplus Statement be filed with the state of domicile and the NAIC by March 1?	NO
16. Will the Premiums Attributed to Protected Cells Exhibit be filed by March 1?	NO
17. Will the Reinsurance Summary Supplemental Filing for General Interrogatory 9 be filed with the state of domicile and the NAIC by March 1?	NO
18. Will the Medicare Part D Coverage Supplement be filed with the state of domicile and the NAIC by March 1?	NO
19. Will the confidential Actuarial Opinion Summary be filed with the state of domicile, if required, by March 15 (or the date otherwise specified)?	YES
20. Will the Reinsurance Attestation Supplement be filed with the state of domicile and the NAIC by March 1?	NO
21. Will the Exceptions to the Reinsurance Attestation Supplement be filed with the state of domicile by March 1?	NO
22. Will the Bail Bond Supplement be filed with the state of domicile and the NAIC by March 1?	NO
23. Will the Director and Officer Insurance Coverage Supplement be filed with the state of domicile and the NAIC by March 1?	NO
24. Will an approval from the reporting entity's state of domicile for relief related to the five-year rotation requirement for lead audit partner be filed electronically with the NAIC by March 1?	NO
25. Will an approval from the reporting entity's state of domicile for relief related to the one-year cooling off period for independent CPA be filed electronically with the NAIC by March 1?	NO
26. Will an approval from the reporting entity's state of domicile for relief related to the Requirements for Audit Committees be filed electronically with the NAIC by March 1?	NO
27. Will the Supplemental Schedule for Reinsurance Counterparty Reporting Exception – Asbestos and Pollution contracts be filed with the state of domicile and the NAIC by March 1?	NO
28. Will the Exhibit of Other Liabilities by Lines of Business be filed with the state of domicile and the NAIC by March 1?	NO
29. Will the Market Conduct Annual Statement (MCAS) Premium Exhibit for Year be filed with appropriate jurisdictions and with the NAIC by March 1?	NO
April Filing	
30. Will the Credit Insurance Experience Exhibit be filed with the state of domicile and the NAIC by April 1?	NO
31. Will the Long-term Care Experience Reporting Forms be filed with the state of domicile and the NAIC by April 1?	NO
32. Will the Accident and Health Policy Experience Exhibit be filed by April 1?	NO
33. Will the Supplemental Health Care Exhibit (Parts 1 and 2) be filed with the state of domicile and the NAIC by April 1?	NO
34. Will the Cybersecurity and Identity Theft Insurance Coverage Supplement be filed with the state of domicile and the NAIC by April 1?	NO
35. Will the Life, Health & Annuity Guaranty Association Assessable Premium Exhibit – Parts 1 and 2 be filed with the state of domicile and the NAIC by April 1?	NO
36. Will the Private Flood Insurance Supplement be filed with the state of domicile and the NAIC by April 1?	NO
37. Will the Mortgage Guaranty Insurance Exhibit be filed with the state of domicile and the NAIC by April 1?	NO
August Filing	
38. Will Management's Report of Internal Control Over Financial Reporting be filed with the state of domicile by August 1?	NO

SUPPLEMENTAL EXHIBITS AND SCHEDULES INTERROGATORIES

Explanation		Barcode
1.		
2.	NO EMPLOYEES -- NAIC 12700 FILES SUPP COMP	
3.		
4.		
5.		
6.		
7.		
8.		
9.		
10.		
11.	DOES NOT APPLY	 1 0 0 0 3 2 0 2 4 4 2 0 0 0 0 0
12.	DOES NOT APPLY	 1 0 0 0 3 2 0 2 4 2 4 0 0 0 0 0
13.	DOES NOT APPLY	 1 0 0 0 3 2 0 2 4 3 6 0 0 0 0 0
14.		 1 0 0 0 3 2 0 2 4 4 5 0 0 0 0 0
15.		 1 0 0 0 3 2 0 2 4 4 9 0 0 0 0 0
16.	DOES NOT APPLY	 1 0 0 0 3 2 0 2 4 3 8 5 0 0 0 0
17.	DOES NOT APPLY	 1 0 0 0 3 2 0 2 4 4 0 1 0 0 0 0
18.		 1 0 0 0 3 2 0 2 4 3 6 5 0 0 0 0
19.		
20.	DOES NOT APPLY	 1 0 0 0 3 2 0 2 4 3 9 9 0 0 0 0
21.	DOES NOT APPLY	 1 0 0 0 3 2 0 2 4 4 0 0 0 0 0 0
22.	DOES NOT APPLY	 1 0 0 0 3 2 0 2 4 5 0 0 0 0 0 0
23.		 1 0 0 0 3 2 0 2 4 5 0 5 0 0 0 0
24.	DOES NOT APPLY	 1 0 0 0 3 2 0 2 4 2 2 4 0 0 0 0
25.	DOES NOT APPLY	 1 0 0 0 3 2 0 2 4 2 2 5 0 0 0 0
26.	DOES NOT APPLY	 1 0 0 0 3 2 0 2 4 2 2 6 0 0 0 0
27.	DOES NOT APPLY	 1 0 0 0 3 2 0 2 4 5 5 5 0 0 0 0
28.	DOES NOT APPLY	 1 0 0 0 3 2 0 2 4 5 7 0 0 0 0 0
29.	DOES NOT APPLY	 1 0 0 0 3 2 0 2 4 6 0 0 0 0 0 0
30.	DOES NOT APPLY	 1 0 0 0 3 2 0 2 4 2 3 0 0 0 0 0
31.	DOES NOT APPLY	 1 0 0 0 3 2 0 2 4 3 0 6 0 0 0 0
32.	DOES NOT APPLY	 1 0 0 0 3 2 0 2 4 2 1 0 0 0 0 0
33.	DOES NOT APPLY	 1 0 0 0 3 2 0 2 4 2 1 6 0 0 0 0
34.	DOES NOT APPLY	 1 0 0 0 3 2 0 2 4 5 5 0 0 0 0 0
35.	DOES NOT APPLY	 1 0 0 0 3 2 0 2 4 2 9 0 0 0 0 0
36.	DOES NOT APPLY	 1 0 0 0 3 2 0 2 4 5 6 0 0 0 0 0
37.	DOES NOT APPLY	 1 0 0 0 3 2 0 2 4 5 6 5 0 0 0 0
38.	DOES NOT APPLY	 1 0 0 0 3 2 0 2 4 2 2 3 0 0 0 0

**OVERFLOW PAGE FOR WRITE-INS**

OVERFLOW PAGE FOR WRITE-INS