



ANNUAL STATEMENT
FOR THE YEAR ENDED DECEMBER 31, 2024
OF THE CONDITION AND AFFAIRS OF THE
ELEMENT INSURANCE COMPANY

NAIC Group Code NAIC Company Code 16867 Employer's ID Number 84-3656054

(Current) (Prior)

Organized under the Laws of OH State of Domicile or Port of Entry OH

Country of Domicile US

Incorporated/Organized 11/11/2019 Commenced Business 09/15/2020

Statutory Home Office 6449 Allen Rd West Chester, OH, US 45069

Main Administrative Office 6449 Allen Rd 513-755-5780

(Telephone)

Mail Address PO Box 62327 Cincinnati, OH, US 45262

Primary Location of Books and Records 6449 Allen Rd 513-755-5780

(Telephone)

Internet Website Address elementcoverage.com

Statutory Statement Contact Steven J Murry 513-755-5780

(Telephone)

smurry@elementcoverage.com (E-Mail) (Fax)

OFFICERS

Matthew Joseph Brands, Chief Executive Officer Alison Brands Rice, Chief Financial Officer

Steven Joseph Murry, Chief Operating Officer

DIRECTORS OR TRUSTEES




Matthew Joseph Brands Alison Brands Rice

Steven Joseph Murry Scott Michael Boehm

Alfred Theodore Brands

State of Ohio
County of Butler SS

The officers of this reporting entity being duly sworn, each depose and say that they are the described officers of said reporting entity, and that on the reporting period stated above, all of the herein described assets were the absolute property of the said reporting entity, free and clear from any liens or claims thereon, except as herein stated, and that this statement, together with related exhibits, schedules and explanations therein contained, annexed or referred to, is a full and true statement of all the assets and liabilities and of the condition and affairs of the said reporting entity as of the reporting period stated above, and of its income and deductions therefrom for the period ended, and have been completed in accordance with the NAIC Annual Statement Instructions and Accounting Practices and Procedures manual except to the extent that: (1) state law may differ; or, (2) that state rules or regulations require differences in reporting not related to accounting practices and procedures, according to the best of their information, knowledge and belief, respectively. Furthermore, the scope of this attestation by the described officers also includes the related corresponding electronic filing with the NAIC, when required, that is an exact copy (except for formatting differences due to electronic filing) of the enclosed statement. The electronic filing may be requested by various regulators in lieu of or in addition to the enclosed statement.

x 	x 	x 
Matthew Joseph Brands CEO	Alison Brands Rice CFO	Steven Joseph Murry COO

Subscribed and sworn to before me
this 12 day of
February, 2025

x  Commissioner expires 9-5-28

a. Is this an original filing? Yes

b. If no:

1. State the amendment number: _____
2. Date filed: _____
3. Number of pages attached: _____

ASSETS

		Current Year		
		1	2	3
		Assets	Nonadmitted Assets	Net Admitted Assets (Cols. 1 - 2)
				4
				Net Admitted Assets
1.	Bonds (Schedule D)	1,606,571		1,606,571
2.	Stocks (Schedule D):			
2.1	Preferred stocks			
2.2	Common stocks	136,106		136,106
3.	Mortgage loans on real estate (Schedule B):			
3.1	First liens			
3.2	Other than first liens			
4.	Real estate (Schedule A):			
4.1	Properties occupied by the company (less \$..... encumbrances)			
4.2	Properties held for the production of income (less \$..... encumbrances)			
4.3	Properties held for sale (less \$..... encumbrances)			
5.	Cash (\$.....924,508, Schedule E - Part 1), cash equivalents (\$.....407,434, Schedule E - Part 2) and short-term investments (\$.....976,773, Schedule DA)	2,308,714		2,308,714
6.	Contract loans (including \$..... premium notes)			
7.	Derivatives (Schedule DB)			
8.	Other invested assets (Schedule BA)			
9.	Receivables for securities			
10.	Securities lending reinvested collateral assets (Schedule DL)			
11.	Aggregate write-ins for invested assets			
12.	Subtotals, cash and invested assets (Lines 1 to 11)	4,051,391		4,051,391
13.	Title plants less \$..... charged off (for Title insurers only)			
14.	Investment income due and accrued	18,780		18,780
15.	Premiums and considerations:			
15.1	Uncollected premiums and agents' balances in the course of collection	693,156		693,156
15.2	Deferred premiums, agents' balances and installments booked but deferred and not yet due (including \$..... earned but unbilled premiums)			
15.3	Accrued retrospective premiums (\$.....) and contracts subject to redetermination (\$.....)			
16.	Reinsurance:			
16.1	Amounts recoverable from reinsurers			
16.2	Funds held by or deposited with reinsured companies			
16.3	Other amounts receivable under reinsurance contracts			
17.	Amounts receivable relating to uninsured plans			
18.1	Current federal and foreign income tax recoverable and interest thereon			
18.2	Net deferred tax asset			
19.	Guaranty funds receivable or on deposit			
20.	Electronic data processing equipment and software			
21.	Furniture and equipment, including health care delivery assets (\$.....)			
22.	Net adjustment in assets and liabilities due to foreign exchange rates			
23.	Receivables from parent, subsidiaries and affiliates			
24.	Health care (\$.....) and other amounts receivable			
25.	Aggregate write-ins for other-than-invested assets			
26.	Total assets excluding Separate Accounts, Segregated Accounts and Protected Cell Accounts (Lines 12 to 25)	4,763,327		4,763,327
27.	From Separate Accounts, Segregated Accounts and Protected Cell Accounts			
28.	Total (Lines 26 and 27)	4,763,327		4,763,327
Details of Write-Ins				
1101.				
1102.				
1103.				
1198.	Summary of remaining write-ins for Line 11 from overflow page			
1199.	Totals (Lines 1101 through 1103 plus 1198) (Line 11 above)			
2501.				
2502.				
2503.				
2598.	Summary of remaining write-ins for Line 25 from overflow page			
2599.	Totals (Lines 2501 through 2503 plus 2598) (Line 25 above)			

LIABILITIES, SURPLUS AND OTHER FUNDS

		1	2
		Current Year	Prior Year
1.	Losses (Part 2A, Line 35, Column 8)	38,119	–
2.	Reinsurance payable on paid losses and loss adjustment expenses (Schedule F, Part 1, Column 6)		
3.	Loss adjustment expenses (Part 2A, Line 35, Column 9)		
4.	Commissions payable, contingent commissions and other similar charges	73,652	58,497
5.	Other expenses (excluding taxes, licenses and fees)		
6.	Taxes, licenses and fees (excluding federal and foreign income taxes)		
7.1	Current federal and foreign income taxes (including \$..... on realized capital gains (losses))	161,233	89,770
7.2	Net deferred tax liability		
8.	Borrowed money \$..... and interest thereon \$.....		
9.	Unearned premiums (Part 1A, Line 38, Column 5) (after deducting unearned premiums for ceded reinsurance of \$..... and including warranty reserves of \$..... and accrued accident and health experience rating refunds including \$..... for medical loss ratio rebate per the Public Health Service Act)	657,433	565,898
10.	Advance premium		
11.	Dividends declared and unpaid:		
11.1	Stockholders		
11.2	Policyholders		
12.	Ceded reinsurance premiums payable (net of ceding commissions)		
13.	Funds held by company under reinsurance treaties (Schedule F, Part 3, Column 20)		
14.	Amounts withheld or retained by company for account of others		
15.	Remittances and items not allocated		
16.	Provision for reinsurance (including \$..... certified) (Schedule F, Part 3 Column 78)		
17.	Net adjustments in assets and liabilities due to foreign exchange rates		
18.	Drafts outstanding		
19.	Payable to parent, subsidiaries and affiliates		
20.	Derivatives		
21.	Payable for securities		
22.	Payable for securities lending		
23.	Liability for amounts held under uninsured plans		
24.	Capital notes \$..... and interest thereon \$.....		
25.	Aggregate write-ins for liabilities		
26.	Total liabilities excluding protected cell liabilities (Lines 1 through 25)	930,438	714,165
27.	Protected cell liabilities		
28.	Total liabilities (Lines 26 and 27)	930,438	714,165
29.	Aggregate write-ins for special surplus funds		
30.	Common capital stock	1,000,000	1,000,000
31.	Preferred capital stock		
32.	Aggregate write-ins for other-than-special surplus funds		
33.	Surplus notes		
34.	Gross paid in and contributed surplus	1,602,000	1,602,000
35.	Unassigned funds (surplus)	1,230,889	613,581
36.	Less treasury stock, at cost:		
36.1	shares common (value included in Line 30 \$.....)		
36.2	shares preferred (value included in Line 31 \$.....)		
37.	Surplus as regards policyholders (Lines 29 to 35, less 36) (Page 4, Line 39)	3,832,889	3,215,581
38.	Totals (Page 2, Line 28, Col. 3)	4,763,327	3,929,746
Details of Write-Ins			
2501.		
2502.		
2503.		
2598.	Summary of remaining write-ins for Line 25 from overflow page		
2599.	Totals (Lines 2501 through 2503 plus 2598) (Line 25 above)		
2901.		
2902.		
2903.		
2998.	Summary of remaining write-ins for Line 29 from overflow page		
2999.	Totals (Lines 2901 through 2903 plus 2998) (Line 29 above)		
3201.		
3202.		
3203.		
3298.	Summary of remaining write-ins for Line 32 from overflow page		
3299.	Totals (Lines 3201 through 3203 plus 3298) (Line 32 above)		

STATEMENT OF INCOME

	1	2
	Current Year	Prior Year
Underwriting Income		
1. Premiums earned (Part 1, Line 35, Column 4).....	1,184,979	862,994
Deductions:		
2. Losses incurred (Part 2, Line 35, Column 7).....	307,230	271,754
3. Loss adjustment expenses incurred (Part 3, Line 25, Column 1).....		
4. Other underwriting expenses incurred (Part 3, Line 25, Column 2).....	275,569	259,045
5. Aggregate write-ins for underwriting deductions.....		
6. Total underwriting deductions (Lines 2 through 5).....	582,799	530,799
7. Net income of protected cells.....		
8. Net underwriting gain (loss) (Line 1 minus Line 6 plus Line 7).....	602,180	332,195
Investment Income		
9. Net investment income earned (Exhibit of Net Investment Income, Line 17).....	169,852	96,832
10. Net realized capital gains (losses) less capital gains tax of \$..... (Exhibit of Capital Gains (Losses)).....	(2,569)	(1,551)
11. Net investment gain (loss) (Lines 9 + 10).....	167,283	95,281
Other Income		
12. Net gain or (loss) from agents' or premium balances charged off (amount recovered \$..... amount charged off \$.....).....		
13. Finance and service charges not included in premiums.....		
14. Aggregate write-ins for miscellaneous income.....		
15. Total other income (Lines 12 through 14).....		
16. Net income before dividends to policyholders, after capital gains tax and before all other federal and foreign income taxes (Lines 8 + 11 + 15).....	769,463	427,476
17. Dividends to policyholders.....		
18. Net income, after dividends to policyholders, after capital gains tax and before all other federal and foreign income taxes (Line 16 minus Line 17).....	769,463	427,476
19. Federal and foreign income taxes incurred.....	161,233	89,770
20. Net income (Line 18 minus Line 19) (to Line 22).....	608,230	337,706
Capital and Surplus Account		
21. Surplus as regards policyholders, December 31 prior year (Page 4, Line 39, Column 2).....	3,215,620	2,864,797
22. Net income (from Line 20).....	608,230	337,706
23. Net transfers (to) from Protected Cell accounts.....		
24. Change in net unrealized capital gains or (losses) less capital gains tax of \$.....	17,464	13,117
25. Change in net unrealized foreign exchange capital gain (loss).....		
26. Change in net deferred income tax.....		
27. Change in nonadmitted assets (Exhibit of Nonadmitted Assets, Line 28, Col. 3).....		
28. Change in provision for reinsurance (Page 3, Line 16, Column 2 minus Column 1).....		
29. Change in surplus notes.....		
30. Surplus (contributed to) withdrawn from protected cells.....		
31. Cumulative effect of changes in accounting principles.....		
32. Capital changes:		
32.1 Paid in.....		
32.2 Transferred from surplus (Stock Dividend).....		
32.3 Transferred to surplus.....		
33. Surplus adjustments:		
33.1 Paid in.....	—	—
33.2 Transferred to capital (Stock Dividend).....		
33.3 Transferred from capital.....		
34. Net remittances from or (to) Home Office.....		
35. Dividends to stockholders.....		
36. Change in treasury stock (Page 3, Lines 36.1 and 36.2, Column 2 minus Column 1).....		
37. Aggregate write-ins for gains and losses in surplus.....	(8,424)	
38. Change in surplus as regards to policyholders (Lines 22 through 37).....	617,270	350,823
39. Surplus as regards to policyholders, December 31 current year (Line 21 plus Line 38) (Page 3, Line 37).....	3,832,890	3,215,620
Details of Write-Ins		
0501.		
0502.		
0503.		
0598. Summary of remaining write-ins for Line 5 from overflow page.....		
0599. Totals (Lines 0501 through 0503 plus 0598) (Line 5 above).....		
1401.		
1402.		
1403.		
1498. Summary of remaining write-ins for Line 14 from overflow page.....		
1499. Totals (Lines 1401 through 1403 plus 1498) (Line 14 above).....		
3701. Adjustment to Estimated taxes incurred in 2023.....	(8,424)	
3702.		
3703.		
3798. Summary of remaining write-ins for Line 37 from overflow page.....		
3799. Totals (Lines 3701 through 3703 plus 3798) (Line 37 above).....	(8,424)	

CASH FLOW

		1	2
		Current Year	Prior Year
Cash from Operations			
1.	Premiums collected net of reinsurance	1,168,329	861,338
2.	Net investment income	148,890	99,233
3.	Miscellaneous income		
4.	Total (Lines 1 to 3)	1,317,220	960,571
5.	Benefit and loss related payments	269,111	271,754
6.	Net transfers to Separate Accounts, Segregated Accounts and Protected Cell Accounts		
7.	Commissions, expenses paid and aggregate write-ins for deductions	260,414	240,938
8.	Dividends paid to policyholders		
9.	Federal and foreign income taxes paid (recovered) net of \$..... tax on capital gains (losses)	98,194	70,684
10.	Total (Lines 5 through 9)	627,718	583,376
11.	Net cash from operations (Line 4 minus Line 10)	689,501	377,195
Cash from Investments			
12.	Proceeds from investments sold, matured or repaid:		
12.1	Bonds	701,000	965,000
12.2	Stocks		
12.3	Mortgage loans		
12.4	Real estate		
12.5	Other invested assets		
12.6	Net gains or (losses) on cash, cash equivalents and short-term investments		–
12.7	Miscellaneous proceeds	–	–
12.8	Total investment proceeds (Lines 12.1 to 12.7)	701,000	965,000
13.	Cost of investments acquired (long-term only):		
13.1	Bonds	1,511,044	616,180
13.2	Stocks	3,096	1,567
13.3	Mortgage loans		
13.4	Real estate		
13.5	Other invested assets		
13.6	Miscellaneous applications	–	–
13.7	Total investments acquired (Lines 13.1 to 13.6)	1,514,139	617,747
14.	Net increase / (decrease) in contract loans and premium notes		
15.	Net cash from investments (Line 12.8 minus Line 13.7 minus Line 14)	(813,139)	347,253
Cash from Financing and Miscellaneous Sources			
16.	Cash provided (applied):		
16.1	Surplus notes, capital notes		
16.2	Capital and paid in surplus, less treasury stock	–	–
16.3	Borrowed funds		
16.4	Net deposits on deposit-type contracts and other insurance liabilities		
16.5	Dividends to stockholders		
16.6	Other cash provided (applied)	(8,424)	–
17.	Net cash from financing and miscellaneous sources (Lines 16.1 to 16.4 minus Line 16.5 plus Line 16.6)	(8,424)	–
Reconciliation of Cash, Cash Equivalents and Short-Term Investments			
18.	Net change in cash, cash equivalents and short-term investments (Line 11, plus Lines 15 and 17)	(132,062)	724,448
19.	Cash, cash equivalents and short-term investments:		
19.1	Beginning of year	2,440,177	1,716,328
19.2	End of year (Line 18 plus Line 19.1)	2,308,115	2,440,776
Note: Supplemental disclosures of cash flow information for non-cash transactions:			
20.0001			

UNDERWRITING AND INVESTMENT EXHIBIT

PART 1 – PREMIUMS EARNED

Line of Business		1	2	3	4
		Net Premiums Written per Column 6, Part 1B	Unearned Premiums Dec. 31 Prior Year - per Col. 3, Last Year's Part 1	Unearned Premiums Dec. 31 Current Year - per Col. 5 Part 1A	Premiums Earned During Year (Cols. 1 + 2 - 3)
1.	Fire				
2.1	Allied lines				
2.2	Multiple peril crop				
2.3	Federal flood				
2.4	Private crop				
2.5	Private flood				
3.	Farmowners multiple peril				
4.	Homeowners multiple peril				
5.1	Commercial multiple peril (non-liability portion)				
5.2	Commercial multiple peril (liability portion)				
6.	Mortgage guaranty				
8.	Ocean marine				
9.1	Inland marine	56,038	3,536	12,958	46,616
9.2	Pet insurance plans				
10.	Financial guaranty				
11.1	Medical professional liability – occurrence				
11.2	Medical professional liability – claims-made				
12.	Earthquake				
13.1	Comprehensive (hospital and medical) individual				
13.2	Comprehensive (hospital and medical) group				
14.	Credit accident and health (group and individual)				
15.1	Vision only				
15.2	Dental only				
15.3	Disability income				
15.4	Medicare supplement				
15.5	Medicaid Title XIX				
15.6	Medicare Title XVIII				
15.7	Long-term care				
15.8	Federal employees health benefits plan				
15.9	Other health				
16.	Workers' compensation				
17.1	Other liability – occurrence				
17.2	Other liability – claims-made				
17.3	Excess workers' compensation				
18.1	Products liability—occurrence				
18.2	Products liability—claims-made				
19.1	Private passenger auto no-fault (personal injury protection)				
19.2	Other private passenger auto liability				
19.3	Commercial auto no-fault (personal injury protection)				
19.4	Other commercial auto liability				
21.1	Private passenger auto physical damage				
21.2	Commercial auto physical damage	1,220,476	562,362	644,475	1,138,363
22.	Aircraft (all perils)				
23.	Fidelity				
24.	Surety				
26.	Burglary and theft				
27.	Boiler and machinery				
28.	Credit				
29.	International				
30.	Warranty				
31.	Reinsurance - nonproportional assumed property				
32.	Reinsurance - nonproportional assumed liability				
33.	Reinsurance - nonproportional assumed financial lines				
34.	Aggregate write-ins for other lines of business				
35.	TOTALS	1,276,514	565,898	657,433	1,184,979
Details of Write-Ins					
3401.					
3402.					
3403.					
3498.	Summary of remaining write-ins for Line 34 from overflow page				
3499.	Totals (Lines 3401 through 3403 plus 3498) (Line 34 above)				

UNDERWRITING AND INVESTMENT EXHIBIT

PART 1A – RECAPITULATION OF ALL PREMIUMS

Line of Business		1	2	3	4	5
		Amount Unearned (Running One Year or Less from Date of Policy) (a)	Amount Unearned (Running More Than One Year from Date of Policy) (a)	Earned but Unbilled Premium	Reserve for Rate Credits and Retrospective Adjustments Based on Experience	Total Reserve for Unearned Premiums Cols. 1+2+3+4
1.	Fire					
2.1	Allied lines					
2.2	Multiple peril crop					
2.3	Federal flood					
2.4	Private crop					
2.5	Private flood					
3.	Farmowners multiple peril					
4.	Homeowners multiple peril					
5.1	Commercial multiple peril (non-liability portion)					
5.2	Commercial multiple peril (liability portion)					
6.	Mortgage guaranty					
8.	Ocean marine					
9.1	Inland marine	12,958				12,958
9.2	Pet insurance plans					
10.	Financial guaranty					
11.1	Medical professional liability – occurrence					
11.2	Medical professional liability – claims-made					
12.	Earthquake					
13.1	Comprehensive (hospital and medical) individual					
13.2	Comprehensive (hospital and medical) group					
14.	Credit accident and health (group and individual)					
15.1	Vision only					
15.2	Dental only					
15.3	Disability income					
15.4	Medicare supplement					
15.5	Medicaid Title XIX					
15.6	Medicare Title XVIII					
15.7	Long-term care					
15.8	Federal employees health benefits plan					
15.9	Other health					
16.	Workers' compensation					
17.1	Other liability – occurrence					
17.2	Other liability – claims-made					
17.3	Excess workers' compensation					
18.1	Products liability—occurrence					
18.2	Products liability—claims-made					
19.1	Private passenger auto no-fault (personal injury protection)					
19.2	Other private passenger auto liability					
19.3	Commercial auto no-fault (personal injury protection)					
19.4	Other commercial auto liability					
21.1	Private passenger auto physical damage					
21.2	Commercial auto physical damage	644,475				644,475
22.	Aircraft (all perils)					
23.	Fidelity					
24.	Surety					
26.	Burglary and theft					
27.	Boiler and machinery					
28.	Credit					
29.	International					
30.	Warranty					
31.	Reinsurance - nonproportional assumed property					
32.	Reinsurance - nonproportional assumed liability					
33.	Reinsurance - nonproportional assumed financial lines					
34.	Aggregate write-ins for other lines of business					
35.	TOTALS	657,433				657,433
36.	Accrued retrospective premiums based on experience	XXX	XXX	XXX	XXX	
37.	Earned but unbilled premiums	XXX	XXX	XXX	XXX	
38.	Balance (Sum of Lines 35 through 37)	XXX	XXX	XXX	XXX	657,433
Details of Write-Ins						
3401.						
3402.						
3403.						
3498.	Summary of remaining write-ins for Line 34 from overflow page					
3499.	Totals (Lines 3401 through 3403 plus 3498) (Line 34 above)					

(a) State here basis of computation used in each case:

UNDERWRITING AND INVESTMENT EXHIBIT

PART 1B – PREMIUMS WRITTEN

Line of Business		1	Reinsurance Assumed		Reinsurance Ceded		6
		Direct Business (a)	2 From Affiliates	3 From Non-Affiliates	4 To Affiliates	5 To Non-Affiliates	Net Premiums Written Cols. 1+2+3-4-5
1.	Fire						
2.1	Allied lines						
2.2	Multiple peril crop						
2.3	Federal flood						
2.4	Private crop						
2.5	Private flood						
3.	Farmowners multiple peril						
4.	Homeowners multiple peril						
5.1	Commercial multiple peril (non-liability portion)						
5.2	Commercial multiple peril (liability portion)						
6.	Mortgage guaranty						
8.	Ocean marine						
9.1	Inland marine	56,038					56,038
9.2	Pet insurance plans						
10.	Financial guaranty						
11.1	Medical professional liability – occurrence						
11.2	Medical professional liability – claims-made						
12.	Earthquake						
13.1	Comprehensive (hospital and medical) individual						
13.2	Comprehensive (hospital and medical) group						
14.	Credit accident and health (group and individual)						
15.1	Vision only						
15.2	Dental only						
15.3	Disability income						
15.4	Medicare supplement						
15.5	Medicaid Title XIX						
15.6	Medicare Title XVIII						
15.7	Long-term care						
15.8	Federal employees health benefits plan						
15.9	Other health						
16.	Workers' compensation						
17.1	Other liability – occurrence						
17.2	Other liability – claims-made						
17.3	Excess workers' compensation						
18.1	Products liability–occurrence						
18.2	Products liability–claims-made						
19.1	Private passenger auto no-fault (personal injury protection)						
19.2	Other private passenger auto liability						
19.3	Commercial auto no-fault (personal injury protection)						
19.4	Other commercial auto liability						
21.1	Private passenger auto physical damage						
21.2	Commercial auto physical damage	1,220,476					1,220,476
22.	Aircraft (all perils)						
23.	Fidelity						
24.	Surety						
26.	Burglary and theft						
27.	Boiler and machinery						
28.	Credit						
29.	International						
30.	Warranty						
31.	Reinsurance - nonproportional assumed property	XXX					
32.	Reinsurance - nonproportional assumed liability	XXX					
33.	Reinsurance - nonproportional assumed financial lines	XXX					
34.	Aggregate write-ins for other lines of business						
35.	TOTALS	1,276,514					1,276,514
Details of Write-Ins							
3401.							
3402.							
3403.							
3498.	Summary of remaining write-ins for Line 34 from overflow page						
3499.	Totals (Lines 3401 through 3403 plus 3498) (Line 34 above)						

(a) Does the company's direct premiums written include premiums recorded on an installment basis?
If yes: 1. The amount of such installment premiums \$
2. Amount at which such installment premiums would have been reported had they been recorded on an annualized basis \$

UNDERWRITING AND INVESTMENT EXHIBIT

PART 2 - LOSSES PAID AND INCURRED

Line of Business		Losses Paid Less Salvage				5	6	7	8
		1	2	3	4	Net Losses Unpaid Current Year (Part 2A, Col. 8)	Net Losses Unpaid Prior Year	Losses Incurred Current Year (Cols. 4 + 5 - 6)	Percentage of Losses Incurred (Col. 7, Part 2) to Premiums Earned (Col. 4, Part 1)
1.	Fire								%
2.1	Allied lines								%
2.2	Multiple peril crop								%
2.3	Federal flood								%
2.4	Private crop								%
2.5	Private flood								%
3.	Farmowners multiple peril								%
4.	Homeowners multiple peril								%
5.1	Commercial multiple peril (non-liability portion)								%
5.2	Commercial multiple peril (liability portion)								%
6.	Mortgage guaranty								%
8.	Ocean marine								%
9.1	Inland marine					8,509		8,509	18.253 %
9.2	Pet insurance plans								%
10.	Financial guaranty								%
11.1	Medical professional liability — occurrence								%
11.2	Medical professional liability — claims-made								%
12.	Earthquake								%
13.1	Comprehensive (hospital and medical) individual								%
13.2	Comprehensive (hospital and medical) group								%
14.	Credit accident and health (group and individual)								%
15.1	Vision only								%
15.2	Dental only								%
15.3	Disability income								%
15.4	Medicare supplement								%
15.5	Medicaid Title XIX								%
15.6	Medicare Title XVIII								%
15.7	Long-term care								%
15.8	Federal employees health benefits plan								%
15.9	Other health								%
16.	Workers' compensation								%
17.1	Other liability — occurrence								%
17.2	Other liability — claims-made								%
17.3	Excess workers' compensation								%
18.1	Products liability—occurrence								%
18.2	Products liability—claims-made								%
19.1	Private passenger auto no-fault (personal injury protection)								%
19.2	Other private passenger auto liability								%
19.3	Commercial auto no-fault (personal injury protection)								%
19.4	Other commercial auto liability								%
21.1	Private passenger auto physical damage								%
21.2	Commercial auto physical damage	269,111			269,111	29,610	—	298,721	26.241 %
22.	Aircraft (all perils)								%
23.	Fidelity								%
24.	Surety								%
26.	Burglary and theft								%
27.	Boiler and machinery								%
28.	Credit								%
29.	International								%
30.	Warranty								%
31.	Reinsurance - nonproportional assumed property	XXX							%
32.	Reinsurance - nonproportional assumed liability	XXX							%
33.	Reinsurance - nonproportional assumed financial lines	XXX							%
34.	Aggregate write-ins for other lines of business								%
35.	TOTALS	269,111			269,111	38,119	—	307,230	25.927 %
Details of Write-Ins									
3401.								
3402.								
3403.								
3498.	Summary of remaining write-ins for Line 34 from overflow page								
3499.	Totals (Lines 3401 through 3403 plus 3498) (Line 34 above)								

UNDERWRITING AND INVESTMENT EXHIBIT
PART 2A - UNPAID LOSSES AND LOSS ADJUSTMENT EXPENSES

		Reported Losses				Incurred But Not Reported			8	9
		1	2	3	4	5	6	7	Net Losses Unpaid (Cols. 4+5+6-7)	Net Unpaid Loss Adjustment Expenses
Line of Business		Direct	Reinsurance Assumed	Deduct Reinsurance Recoverable	Net Losses Excl. Incurred But Not Reported (Cols. 1+2-3)	Direct	Reinsurance Assumed	Reinsurance Ceded		
1.	Fire									
2.1	Allied lines									
2.2	Multiple peril crop									
2.3	Federal flood									
2.4	Private crop									
2.5	Private flood									
3.	Farmowners multiple peril									
4.	Homeowners multiple peril									
5.1	Commercial multiple peril (non-liability portion)									
5.2	Commercial multiple peril (liability portion)									
6.	Mortgage guaranty									
8.	Ocean marine									
9.1	Inland marine	8,509			8,509				8,509	
9.2	Pet insurance plans									
10.	Financial guaranty									
11.1	Medical professional liability — occurrence									
11.2	Medical professional liability — claims-made									
12.	Earthquake									
13.1	Comprehensive (hospital and medical) individual								(a)	
13.2	Comprehensive (hospital and medical) group								(a)	
14.	Credit accident and health (group and individual)									
15.1	Vision only								(a)	
15.2	Dental only								(a)	
15.3	Disability income								(a)	
15.4	Medicare supplement								(a)	
15.5	Medicaid Title XIX								(a)	
15.6	Medicare Title XVIII								(a)	
15.7	Long-term care								(a)	
15.8	Federal employees health benefits plan								(a)	
15.9	Other health								(a)	
16.	Workers' compensation									
17.1	Other liability — occurrence									
17.2	Other liability — claims-made									
17.3	Excess workers' compensation									
18.1	Products liability—occurrence									
18.2	Products liability—claims-made									
19.1	Private passenger auto no-fault (personal injury protection)									
19.2	Other private passenger liability									
19.3	Commercial auto no-fault (personal injury protection)									
19.4	Other commercial auto liability									
21.1	Private passenger auto physical damage									
21.2	Commercial auto physical damage	29,610			29,610				29,610	
22.	Aircraft (all perils)									
23.	Fidelity									
24.	Surety									
26.	Burglary and theft									
27.	Boiler and machinery									
28.	Credit									
29.	International									
30.	Warranty									
31.	Reinsurance - nonproportional assumed property	XXX				XXX				
32.	Reinsurance - nonproportional assumed liability	XXX				XXX				
33.	Reinsurance - nonproportional assumed financial lines	XXX				XXX				
34.	Aggregate write-ins for other lines of business									
35.	TOTALS	38,119			38,119				38,119	
Details of Write-Ins										
3401.									
3402.									
3403.									
3498.	Summary of remaining write-ins for Line 34 from overflow page									
3499.	Totals (Lines 3401 through 3403 plus 3498) (Line 34 above)									

(a) Including \$ for present value of life indemnity claims reported in Lines 13 and 15.

UNDERWRITING AND INVESTMENT EXHIBIT
PART 3 – EXPENSES

	1	2	3	4
	Loss Adjustment Expenses	Other Underwriting Expenses	Investment Expenses	Total
1. Claim adjustment services:				
1.1. Direct				
1.2. Reinsurance assumed				
1.3. Reinsurance ceded				
1.4. Net claim adjustment services (1.1+1.2-1.3)				
2. Commission and brokerage:				
2.1. Direct, excluding contingent		133,322		133,322
2.2. Reinsurance assumed, excluding contingent				
2.3. Reinsurance ceded, excluding contingent				
2.4. Contingent—direct				
2.5. Contingent—reinsurance assumed				
2.6. Contingent—reinsurance ceded				
2.7. Policy and membership fees				
2.8. Net commission and brokerage (2.1+2.2-2.3+2.4+2.5-2.6+2.7)		133,322		133,322
3. Allowances to manager and agents				
4. Advertising				
5. Boards, bureaus and associations				
6. Surveys and underwriting reports		23,500		23,500
7. Audit of assureds' records				
8. Salary and related items:				
8.1. Salaries				
8.2. Payroll taxes				
9. Employee relations and welfare				
10. Insurance		2,163		2,163
11. Directors' fees				
12. Travel and travel items				
13. Rent and rent items				
14. Equipment				
15. Cost or depreciation of EDP equipment and software		8,217		8,217
16. Printing and stationery		165		165
17. Postage, telephone and telegraph, exchange and express				
18. Legal and auditing		6,052		6,052
19. Totals (Lines 3 to 18)		40,097		40,097
20. Taxes, licenses and fees:				
20.1. State and local insurance taxes deducting guaranty association credits of \$.....		5,685		5,685
20.2. Insurance department licenses and fees		5,954		5,954
20.3. Gross guaranty association assessments				
20.4. All other (excluding federal and foreign income and real estate)		1,750		1,750
20.5. Total taxes, licenses and fees (20.1+20.2+20.3+20.4)		13,389		13,389
21. Real estate expenses				
22. Real estate taxes				
23. Reimbursements by uninsured plans				
24. Aggregate write-ins for miscellaneous expenses		88,762	—	88,762
25. Total expenses incurred		275,569	— (a)	275,569
26. Less unpaid expenses—current year		47,576		47,576
27. Add unpaid expenses—prior year		32,419		32,419
28. Amounts receivable relating to uninsured plans, prior year				
29. Amounts receivable relating to uninsured plans, current year				
30. TOTAL EXPENSES PAID (Lines 25 - 26 + 27 - 28 + 29)		260,412	—	260,412
Details of Write-Ins				
2401. Charitable Contribution		5,000		5,000
2402. Cost Sharing Agreement		79,393		79,393
2403. Bank fees		4,369	—	4,369
2498. Summary of remaining write-ins for Line 24 from overflow page				
2499. Totals (Lines 2401 through 2403 plus 2498) (Line 24 above)		88,762	—	88,762

(a) Includes management fees of \$ to affiliates and \$ to non-affiliates.

EXHIBIT OF NET INVESTMENT INCOME

		1	2
		Collected During Year	Earned During Year
1.	U.S. Government bonds	(a) 21,600	67,544
1.1.	Bonds exempt from U.S. tax	(a) 3,750	2,758
1.2.	Other bonds (unaffiliated)	(a) 12,261	5,670
1.3.	Bonds of affiliates	(a)	
2.1.	Preferred stocks (unaffiliated)	(b)	
2.11.	Preferred stocks of affiliates	(b)	
2.2.	Common stocks (unaffiliated)	2,398	2,398
2.21.	Common stocks of affiliates		
3.	Mortgage loans	(c)	
4.	Real estate	(d)	
5.	Contract loans		
6.	Cash, cash equivalents and short-term investments	(e) 104,627	91,483
7.	Derivative instruments	(f)	
8.	Other invested assets		
9.	Aggregate write-ins for investment income		
10.	Total gross investment income	144,636	169,852
11.	Investment expenses		(g)
12.	Investment taxes, licenses and fees, excluding federal income taxes		(g)
13.	Interest expense		(h)
14.	Depreciation on real estate and other invested assets		(i)
15.	Aggregate write-ins for deductions from investment income		
16.	Total deductions (Lines 11 through 15)		
17.	Net investment income (Line 10 minus Line 16)		169,852
Details of Write-Ins			
0901.			
0902.			
0903.			
0998.	Summary of remaining write-ins for Line 09 from overflow page		
0999.	Totals (Lines 0901 through 0903 plus 0998) (Line 09 above)		
1501.			
1502.			
1503.			
1598.	Summary of remaining write-ins for Line 15 from overflow page		
1599.	Totals (Lines 1501 through 1503 plus 1598) (Line 15 above)		

- (a) Includes \$22,413 accrual of discount less \$2,810 amortization of premium and less \$11,909 paid for accrued interest on purchases.
- (b) Includes \$ accrual of discount less \$ amortization of premium and less \$ paid for accrued dividends on purchases.
- (c) Includes \$ accrual of discount less \$ amortization of premium and less \$ paid for accrued interest on purchases.
- (d) Includes \$ for company's occupancy of its own buildings; and excludes \$ interest on encumbrances.
- (e) Includes \$38,265 accrual of discount less \$ amortization of premium and less \$ paid for accrued interest on purchases.
- (f) Includes \$ accrual of discount less \$ amortization of premium.
- (g) Includes \$ investment expenses and \$ investment taxes, licenses and fees, excluding federal income taxes, attributable to segregated and Separate Accounts.
- (h) Includes \$ interest on surplus notes and \$ interest on capital notes.
- (i) Includes \$ depreciation on real estate and \$ depreciation on other invested assets.

EXHIBIT OF CAPITAL GAINS (LOSSES)

		1	2	3	4	5
		Realized Gain (Loss) On Sales or Maturity	Other Realized Adjustments	Total Realized Capital Gain (Loss) (Columns 1 + 2)	Change in Unrealized Capital Gain (Loss)	Change in Unrealized Foreign Exchange Capital Gain (Loss)
1.	U.S. Government bonds					
1.1.	Bonds exempt from U.S. tax					
1.2.	Other bonds (unaffiliated)				(4,549)	
1.3.	Bonds of affiliates					
2.1.	Preferred stocks (unaffiliated)					
2.11.	Preferred stocks of affiliates					
2.2.	Common stocks (unaffiliated)				22,013	
2.21.	Common stocks of affiliates					
3.	Mortgage loans					
4.	Real estate					
5.	Contract loans					
6.	Cash, cash equivalents and short-term investments	(2,569)		(2,569)		
7.	Derivative instruments					
8.	Other invested assets					
9.	Aggregate write-ins for capital gains (losses)					
10.	Total capital gains (losses)	(2,569)		(2,569)	17,464	
Details of Write-Ins						
0901.						
0902.						
0903.						
0998.	Summary of remaining write-ins for Line 09 from overflow page					
0999.	Totals (Lines 0901 through 0903 plus 0998) (Line 09 above)					

EXHIBIT OF NONADMITTED ASSETS

		1	2	3
		Current Year Total Nonadmitted Assets	Prior Year Total Nonadmitted Assets	Change in Total Nonadmitted Assets (Col. 2 - Col. 1)
1.	Bonds (Schedule D)			
2.	Stocks (Schedule D):			
2.1.	Preferred stocks			
2.2.	Common stocks			
3.	Mortgage loans on real estate (Schedule B):			
3.1.	First liens			
3.2.	Other than first liens			
4.	Real estate (Schedule A):			
4.1.	Properties occupied by the company			
4.2.	Properties held for the production of income			
4.3.	Properties held for sale			
5.	Cash (Schedule E-Part 1), cash equivalents (Schedule E-Part 2) and short-term investments (Schedule DA)			
6.	Contract loans			
7.	Derivatives (Schedule DB)			
8.	Other invested assets (Schedule BA)			
9.	Receivables for securities			
10.	Securities lending reinvested collateral assets (Schedule DL)			
11.	Aggregate write-ins for invested assets			
12.	Subtotals, cash and invested assets (Lines 1 to 11)			
13.	Title plants (for Title insurers only)			
14.	Investment income due and accrued			
15.	Premiums and considerations:			
15.1.	Uncollected premiums and agents' balances in the course of collection			
15.2.	Deferred premiums, agents' balances and installments booked but deferred and not yet due			
15.3.	Accrued retrospective premiums and contracts subject to redetermination			
16.	Reinsurance:			
16.1.	Amounts recoverable from reinsurers			
16.2.	Funds held by or deposited with reinsured companies			
16.3.	Other amounts receivable under reinsurance contracts			
17.	Amounts receivable relating to uninsured plans			
18.1.	Current federal and foreign income tax recoverable and interest thereon			
18.2.	Net deferred tax asset			
19.	Guaranty funds receivable or on deposit			
20.	Electronic data processing equipment and software			
21.	Furniture and equipment, including health care delivery assets			
22.	Net adjustment in assets and liabilities due to foreign exchange rates			
23.	Receivables from parent, subsidiaries and affiliates			
24.	Health care and other amounts receivable			
25.	Aggregate write-ins for other-than-invested assets			
26.	Total assets excluding Separate Accounts, Segregated Accounts and Protected Cell Accounts (Lines 12 to 25)			
27.	From Separate Accounts, Segregated Accounts and Protected Cell Accounts			
28.	Total (Lines 26 and 27)			
Details of Write-Ins				
1101.			
1102.			
1103.			
1198.	Summary of remaining write-ins for Line 11 from overflow page			
1199.	Totals (Lines 1101 through 1103 plus 1198) (Line 11 above)			
2501.			
2502.			
2503.			
2598.	Summary of remaining write-ins for Line 25 from overflow page			
2599.	Totals (Lines 2501 through 2503 plus 2598) (Line 25 above)			

NONE

Notes to the Financial Statements

1. Summary of Significant Accounting Policies and Going Concern

A. Accounting Practices

This statement has been completed in accordance with the *Accounting Practices and Procedures Manual*, and all transactions detailed in this statement comply with the NAIC SAP the best of the preparer's knowledge and ability.

	SSAP #	F/S Page	F/S Line #	2024	2023
Net Income					
(1) State basis (Page 4, Line 20, Columns 1 & 2)	XXX	XXX	XXX	\$ 608,230	\$ 337,706
(2) State prescribed practices that are an increase / (decrease) from NAIC SAP:					
(3) State permitted practices that are an increase / (decrease) from NAIC SAP:					
(4) NAIC SAP (1-2-3=4)	XXX	XXX	XXX	<u>\$ 608,230</u>	<u>\$ 337,706</u>
Surplus					
(5) State basis (Page 3, Line 37, Columns 1 & 2)	XXX	XXX	XXX	\$ 3,832,889	\$ 3,215,581
(6) State prescribed practices that are an increase / (decrease) from NAIC SAP:					
(7) State permitted practices that are an increase / (decrease) from NAIC SAP:					
(8) NAIC SAP (5-6-7=8)	XXX	XXX	XXX	<u>\$ 3,832,889</u>	<u>\$ 3,215,581</u>

B. Use of Estimates in the Preparation of the Financial Statements

The preparation of this financial statement is in conformity with the *Annual Statement Instructions* and *Accounting Practices and Procedures Manual* and requires the use of management's estimates and the reported amounts of revenue and expenses during the period. Actual Results could differ from the estimates.

C. Accounting Policy

Premiums are earned over the terms of the related insurance policies. Unearned premium reserves are established to cover the unexpired portion of premiums written should the need arise. Such reserves are computed by pro rata methods for direct business.

All expenses incurred in connection with acquiring new insurance business, included such acquisition costs as sales commissions, are charged to operations as incurred.

- (1) Short term investments are reported at amortized costs
- (2) All bonds are reported at amortized value using the interest method.
SVO Identified Investments are reported at Fair Market Value based upon the market price as reported by our broker/dealer Vanguard at the close of business at the end of the reported period.
- (3) Common Stocks are reported at market based upon the market price as reported by our broker/dealer Vanguard at the close of business at the end of the reported period.
- (4) Preferred stocks - None
- (5) Mortgage loans - None
- (6) Loan-backed securities - None
- (7) Investments in subsidiaries, controlled and affiliated entities - None
- (8) Investments in joint ventures, partnerships and limited liability companies - None
- (9) Derivatives - None
- (10) Investment income as a factor in the premium deficiency calculation - None
- (11) Management reserves claims as they are reported based upon industry experience and knowledge. Since the Company's insured risks are all first party property, management has determined that a loss development factor is not appropriate at this time, and therefore has not established any LDF or IBNR.
- (12) Changes in capitalization policy - None
- (13) Pharmaceutical rebate receivables - None

D. Going Concern - None

2. Accounting Changes and Corrections of Errors

Between the preparation of 2023's Annual Financial Statement and the first quarterly statement of 2024, it was discovered that the estimated taxes incurred by the Company in 2023 was underestimated by \$8424. This estimation discrepancy has been corrected on Page 4 Line 3701, in accordance with SSAP No. 3 as a change in Accounting Estimate.

3. Business Combinations and Goodwill - None

4. Discontinued Operations - None

5. Investments - None

6. Joint Ventures, Partnerships and Limited Liability Companies - None

Notes to the Financial Statements

7. Investment Income

A. Due and Accrued Income Excluded from Surplus

No investment income was excluded or not admitted assets, as all investment income due was collected and accrued by the end of the reporting period.

B. Total Amount Excluded - None

C. The gross, nonadmitted and admitted amounts for interest income due and accrued

Interest Income Due and Accrued		Amount
1. Gross		\$ 18,780
2. Nonadmitted		\$
3. Admitted		\$ 18,780

D. The aggregate deferred interest

	Amount
Aggregate Deferred Interest	\$

E. The cumulative amounts of paid-in-kind (PIK) interest included in the current principal balance

	Amount
Cumulative amounts of PIK interest included in the current principal balance	\$

8. Derivative Instruments - None

9. Income Taxes

A. Components of the Net Deferred Tax Asset/(Liability)

(1) Change between years by tax character

	2024			2023			Change		
	(1) Ordinary	(2) Capital	(3) Total (Col 1+2)	(4) Ordinary	(5) Capital	(6) Total (Col 4+5)	(7) Ordinary (Col 1-4)	(8) Capital (Col 2-5)	(9) Total (Col 7+8)
(a) Gross deferred tax assets	\$	\$	\$	\$	\$	\$	\$	\$	\$
(b) Statutory valuation allowance adjustments									
(c) Adjusted gross deferred tax assets (1a - 1b)									
(d) Deferred tax assets nonadmitted									
(e) Subtotal net admitted deferred tax asset (1c - 1d)	\$	\$	\$	\$	\$	\$	\$	\$	\$
(f) Deferred tax liabilities									
(g) Net admitted deferred tax asset/(net deferred tax liability) (1e - 1f)	\$	\$	\$	\$	\$	\$	\$	\$	\$

(2) Admission calculation components SSAP No. 101 - None

(3) Ratio used as basis of admissibility - None

(4) Impact of tax-planning strategies - None

B. Regarding Deferred Tax Liabilities That Are Not Recognized - None

C. Major Components of Current Income Taxes Incurred

Current income taxes incurred consist of the following major components:

	(1) 2024	(2) 2023	(3) Change (1-2)
Current income taxes incurred consist of the following major components:			
1. Current Income Tax			
(a) Federal	\$ 161,233	\$ 89,770	\$ 71,463
(b) Foreign			
(c) Subtotal (1a+1b)	\$ 161,233	\$ 89,770	\$ 71,463
(d) Federal income tax on net capital gains			
(e) Utilization of capital loss carry-forwards			
(f) Other			
(g) Federal and foreign income taxes incurred (1c+1d+1e+1f)	\$ 161,233	\$ 89,770	\$ 71,463

Notes to the Financial Statements

9. Income Taxes (Continued)

	(1) 2024	(2) 2023	(3) Change (1-2)
2. Deferred Tax Assets			
(a) Ordinary			
(1) Discounting of unpaid losses	\$	\$	\$
(2) Unearned premium reserve			
(3) Policyholder reserves			
(4) Investments			
(5) Deferred acquisition costs			
(6) Policyholder dividends accrual			
(7) Fixed assets			
(8) Compensation and benefits accrual			
(9) Pension accrual			
(10) Receivables - nonadmitted			
(11) Net operating loss carry-forward			
(12) Tax credit carry-forward			
(13) Other			
(99) Subtotal (Sum of 2a1 through 2a13)	\$	\$	\$
(b) Statutory valuation allowance adjustment			
(c) Nonadmitted			
(d) Admitted ordinary deferred tax assets (2a99 - 2b - 2c)	\$	\$	\$
(e) Capital			
(1) Investments	\$	\$	\$
(2) Net capital loss carry-forward			
(3) Real estate			
(4) Other			
(99) Subtotal (2e1+2e2+2e3+2e4)	\$	\$	\$
(f) Statutory valuation allowance adjustment			
(g) Nonadmitted			
(h) Admitted capital deferred tax assets (2e99 - 2f - 2g)			
(i) Admitted deferred tax assets (2d + 2h)	\$	\$	\$
	(1) 2024	(2) 2023	(3) Change (1-2)
3. Deferred Tax Liabilities			
(a) Ordinary			
(1) Investments	\$	\$	\$
(2) Fixed assets			
(3) Deferred and uncollected premium			
(4) Policyholder reserves			
(5) Other			
(99) Subtotal (3a1+3a2+3a3+3a4+3a5)	\$	\$	\$
(b) Capital			
(1) Investments	\$	\$	\$
(2) Real estate			
(3) Other			
(99) Subtotal (3b1+3b2+3b3)	\$	\$	\$
(c) Deferred tax liabilities (3a99 + 3b99)	\$	\$	\$
4. Net deferred tax assets/liabilities (2i - 3c)	\$	\$	\$

The change in deferred income taxes is comprised of the following (this analysis is exclusive of nonadmitted assets as the Change in Nonadmitted Assets is reported separately from the Change in Net Deferred Income Taxes in the surplus section of the Annual Statement):

	Current Period	Prior Year	Change (Col. 1 - Col. 2)
Adjusted gross deferred tax assets	\$	\$	\$
Total deferred tax liabilities			
Net deferred tax assets (liabilities)			
Statutory valuation allowance adjustment			
Net deferred tax assets (liabilities) after statutory valuation allowance			
Tax effect of unrealized gains (losses)			
Change in net deferred income tax			\$

D. Among the More Significant Book to Tax Adjustments - None

E. Operating Loss and Tax Credit Carryforwards - None

Notes to the Financial Statements

9. Income Taxes (Continued)

- F. Consolidated Federal Income Tax Return - None
- G. Federal or Foreign Income Tax Loss Contingencies - None
- H. Repatriation Transition Tax (RTT) - None
- I. Alternative Minimum Tax (AMT) Credit - None

10. Information Concerning Parent, Subsidiaries, Affiliates and Other Related Parties

- A. The Reporting Entity, Element Insurance Company, does business with Brands Insurance Agency, Inc, a commonly owned entity, as detailed in Schedule Y of this statement.
- B. The Reporting Entity pays sales commission to and is engaged in a cost-sharing agreement with Brands Insurance Agency, Inc in accordance to executed agreements approved by the State of Ohio Department of Insurance.
- C. Transactions With Related Party Who Are Not Reported on Schedule Y - None
- D. Amounts Due To or From Related Parties - None
- E. Element Insurance Company pays affiliate Brands Insurance Agency, Inc through a cost-sharing agreement approved by the Ohio Department of Insurance for labor and office overhead costs.
- F. Guarantees or Contingencies - None
- G. Nature of Relationships that Could Affect Operations - None
- H. Amount Deducted for Investment in Upstream Company - None
- I. Detail of Investments in Affiliates Greater Than 10% of Admitted Assets - None
- J. Write-Down for Impairments of Investments in Subsidiary Controlled or Affiliated Companies - None
- K. Foreign Subsidiary Value Using CARVM - None
- L. Downstream Holding Company Value Using Look-Through Method - None
- M. All SCA Investments - None
- N. Investment in Insurance SCAs - None
- O. SCA and SSAP No. 48 Entity Loss Tracking - None

11. Debt - None

12. Retirement Plans, Deferred Compensation, Postemployment Benefits and Compensated Absences and Other Postretirement Benefit Plans - None

13. Capital and Surplus, Dividend Restrictions and Quasi-Reorganizations

- A. Element Insurance Company has 1,000 shares authorized, 1,000 shares issued, and 0 shares outstanding. All shares are Class A shares.
- B. Dividend Rate of Preferred Stock - None
- C. Dividend Restrictions - None
- D. Ordinary Dividends - None
- E. Company Profits Paid as Ordinary Dividends - None
- F. Surplus Restrictions - None
- G. Surplus Advances - None
- H. Stock Held for Special Purposes - None
- I. Changes in Special Surplus Funds - None
- J. Unassigned Funds (Surplus)
The Unassigned Funds (Surplus) is increased by \$30762.58 of cumulative unrealized gains.
- K. Company-Issued Surplus Debentures or Similar Obligations - None
- L. Impact of Any Restatement Due to Prior Quasi-Reorganizations - None
- M. Effective Date(s) of Quasi-Reorganizations in the Prior 10 Years - None

14. Liabilities, Contingencies and Assessments

- A. Contingent Commitments

Matthew Brands has a Future Funding Agreement in place to Element Insurance Company in which Matthew Brands will issue debt up to \$100,000 to Element to meet any pressing obligations. The debt will accrue interest at 5% interest per year, calculated per annum.

Alison Brands Rice has a Future Funding Agreement in place to Element Insurance Company in which Alison Brands Rice will issue debt up to \$100,000 to Element to meet any pressing obligations. The debt will accrue interest at 5% interest per year, calculated per annum.

(1) Commitments or contingent commitment(s) to an SCA entity, joint venture, partnership, or limited liability company - None
(2) Nature and circumstances of guarantee - None
(3) Aggregate compilation of guarantee obligations - None

Notes to the Financial Statements

14. Liabilities, Contingencies and Assessments (Continued)

- B. Assessments - None
- C. Gain Contingencies - None
- D. Claims Related Extra Contractual Obligation and Bad Faith Losses Stemming from Lawsuits - None
- E. Product Warranties - None
- F. Joint and Several Liabilities - None
- G. All Other Contingencies - None

15. Leases - None

16. Information About Financial Instruments With Off-Balance-Sheet Risk And Financial Instruments With Concentrations of Credit Risk - None

17. Sale, Transfer and Servicing of Financial Assets and Extinguishments of Liabilities - None

18. Gain or Loss to the Reporting Entity from Uninsured Plans and the Uninsured Portion of Partially Insured Plans - None

19. Direct Premium Written/Produced by Managing General Agents/Third Party Administrators

All premiums written by the Company are done so through the affiliated company Brands Insurance Agency, Inc, an independent Insurance Broker and Agent.

Name and Address of Managing General Agent or Third Party Administration	FEIN Number	Exclusive Contract	Types of Business Written	Type of Authority Granted	Total Direct Premium Written / Produced By
Brands Insurance Agency, Inc PO Box 62267 Cincinnati, OH 45262	31-1403760	YES	Property and Casualty	B	1,276,514
Total					1,276,514

20. Fair Value Measurements

A. Fair Value Measurement

The company reports its common stock holdings at Fair Market Value as determined by price data provided on the NYSE Acra exchange at the close of business on the reporting date. No other assets are reported at fair value, in accordance with NAIC SAPP.

(1) Fair value at reporting date

Description for each class of asset or liability	Level 1	Level 2	Level 3	Net Asset Value (NAV)	Total
a. Assets at fair value					
Common Stock - Industrial and Misc	\$ 136,106	\$	\$	\$	\$ 136,106
Total assets at fair value/NAV	\$ 136,106	\$	\$	\$	\$ 136,106
b. Liabilities at fair value					
Total liabilities at fair value	\$	\$	\$	\$	\$

(2) Fair value measurements in Level 3 of the fair value hierarchy - None

(3) Policy on transfers into and out of Level 3 - None

(4) Inputs and techniques used for Level 2 and Level 3 fair values - None

(5) Derivatives - None

B. Other Fair Value Disclosures - None

C. Fair Values for All Financial Instruments by Level 1, 2 and 3

Type of Financial Instrument	Aggregate Fair Value	Admitted Assets	Level 1	Level 2	Level 3	Net Asset Value (NAV)	Not Practicable (Carrying Value)
Common Stocks - Industrial and Misc	\$ 136,106	\$ 136,106	\$ 136,106	\$	\$	\$	\$

D. Not Practicable to Estimate Fair Value - None

E. Nature and Risk of Investments Reported at NAV - None

21. Other Items

- A. Unusual or Infrequent Items - None
- B. Troubled Debt Restructuring - None
- C. Other Disclosures - None
- D. Business Interruption Insurance Recoveries - None
- E. State Transferable and Non-Transferable Tax Credits - None
- F. Subprime-Mortgage-Related Risk Exposure - None
- G. Insurance-Linked Securities (ILS) Contracts - None
- H. The Amount That Could Be Realized on Life Insurance Where the Reporting Entity is Owner and Beneficiary or Has Otherwise Obtained Rights to Control the Policy - None

22. Events Subsequent

Subsequent events have been considered through February 12, 2025 for the statutory statement issued on February 14, 2025

Notes to the Financial Statements

22. Events Subsequent (Continued)

No events have occurred that meet the criteria of a Type I or Type II event.

23. Reinsurance - None

24. Retrospectively Rated Contracts & Contracts Subject to Redetermination - None

25. Changes in Incurred Losses and Loss Adjustment Expenses - Not Applicable

26. Intercompany Pooling Arrangements - None

27. Structured Settlements - None

28. Health Care Receivables - None

29. Participating Policies - None

30. Premium Deficiency Reserves - None

31. High Deductibles - None

32. Discounting of Liabilities For Unpaid Losses or Unpaid Loss Adjustment Expenses - None

33. Asbestos/Environmental Reserves - None

34. Subscriber Savings Accounts - None

35. Multiple Peril Crop Insurance - None

36. Financial Guaranty Insurance - None

GENERAL INTERROGATORIES
PART 1 - COMMON INTERROGATORIES

GENERAL

1.1.

Is the reporting entity a member of an Insurance Holding Company System consisting of two or more affiliated persons, one or more of which is an insurer?
If yes, complete Schedule Y, Parts 1, 1A, 2, and 3.

YES

1.2.

If yes, did the reporting entity register and file with its domiciliary State Insurance Commissioner, Director or Superintendent or with such regulatory official of the state of domicile of the principal insurer in the Holding Company System, a registration statement providing disclosure substantially similar to the standards adopted by the National Association of Insurance Commissioners (NAIC) in its Model Insurance Holding Company System Regulatory Act and model regulations pertaining thereto, or is the reporting entity subject to standards and disclosure requirements substantially similar to those required by such Act and regulations?

YES

1.3.

State Regulating?

Ohio

1.4.

Is the reporting entity publicly traded or a member of a publicly traded group?

NO

1.5.

If the response to 1.4 is yes, provide the CIK (Central Index Key) code issued by the SEC for the entity/group.

2.1.

Has any change been made during the year of this statement in the charter, by-laws, articles of incorporation, or deed of settlement of the reporting entity?

NO

2.2.

If yes, date of change:

3.1.

State as of what date the latest financial examination of the reporting entity was made or is being made.

3.2.

State the as of date that the latest financial examination report became available from either the state of domicile or the reporting entity. This date should be the date of the examined balance sheet and not the date the report was completed or released.

3.3.

State as of what date the latest financial examination report became available to other states or the public from either the state of domicile or the reporting entity. This is the release date or completion date of the examination report and not the date of the examination (balance sheet date).

3.4.

By what department or departments?

3.5.

Have all financial statement adjustments within the latest financial examination report been accounted for in a subsequent financial statement filed with Departments?

N/A

3.6.

Have all of the recommendations within the latest financial examination report been complied with?

N/A

4.1.

During the period covered by this statement, did any agent, broker, sales representative, non-affiliated sales/service organization or any combination thereof under common control (other than salaried employees of the reporting entity) receive credit or commissions for or control a substantial part (more than 20 percent of any major line of business measured on direct premiums) of:

4.11.

sales of new business?

NO

4.12.

renewals?

NO

4.2.

During the period covered by this statement, did any sales/service organization owned in whole or in part by the reporting entity or an affiliate, receive credit or commissions for or control a substantial part (more than 20 percent of any major line of business measured on direct premiums) of:

4.21.

sales of new business?

YES

4.22.

renewals?

YES

5.1.

Has the reporting entity been a party to a merger or consolidation during the period covered by this statement?
If yes, complete and file the merger history data file with the NAIC.

NO

5.2.

If yes, provide the name of the entity, NAIC company code, and state of domicile (use two letter state abbreviation) for any entity that has ceased to exist as a result of the merger or consolidation.

1	2	3
Name of Entity	NAIC Company Code	State of Domicile

6.1.

Has the reporting entity had any Certificates of Authority, licenses or registrations (including corporate registration, if applicable) suspended or revoked by any governmental entity during the reporting period?

NO

6.2.

If yes, give full information

7.1.

Does any foreign (non-United States) person or entity directly or indirectly control 10% or more of the reporting entity?

NO

7.2.

If yes,

7.21.

State the percentage of foreign control

%

7.22.

State the nationality(s) of the foreign person(s) or entity(s); or if the entity is a mutual or reciprocal, the nationality of its manager or attorney-in-fact and identify the type of entity(s) (e.g., individual, corporation, government, manager or attorney-in-fact).

1	2
Nationality	Type of Entity

8.1.

Is the company a subsidiary of a depository institution holding company (DIHC) or a DIHC itself, regulated by the Federal Reserve Board?

NO

8.2.

If response to 8.1 is yes, please identify the name of the DIHC.

8.3.

Is the company affiliated with one or more banks, thrifts or securities firms?

NO

8.4.

If response to 8.3 is yes, please provide the names and locations (city and state of the main office) of any affiliates regulated by a federal financial regulatory services agency [i.e. the Federal Reserve Board (FRB), the Office of the Comptroller of the Currency (OCC), the Federal Deposit Insurance Corporation (FDIC) and the Securities Exchange Commission (SEC)] and identify the affiliate's primary federal regulator.

GENERAL INTERROGATORIES
PART 1 - COMMON INTERROGATORIES

1	2	3	4	5	6
Affiliate Name	Location (City, State)	FRB	OCC	FDIC	SEC

- 8.5. Is the reporting entity a depository institution holding company with significant insurance operations as defined by the Board of Governors of Federal Reserve System or a subsidiary of the depository institution holding company?.....NO.....
- 8.6. If response to 8.5 is no, is the reporting entity a company or subsidiary of a company that has otherwise been made subject to the Federal Reserve Board's capital rule?.....NO.....
9. What is the name and address of the independent certified public accountant or accounting firm retained to conduct the annual audit?
We are exempt from Annual Audit requirements
- 10.1. Has the insurer been granted any exemptions to the prohibited non-audit services provided by the certified independent public accountant requirements as allowed in Section 7H of the Annual Financial Reporting Model Regulation (Model Audit Rule), or substantially similar state law or regulation?.....YES.....
- 10.2. If the response to 10.1 is yes, provide information related to this exemption:
Our policy count and total premium fall within the exemption guidelines and we have an exemption approval from the State of Ohio
- 10.3. Has the insurer been granted any exemptions related to the other requirements of the Annual Financial Reporting Model Regulation as allowed for in Section 18A of the Model Regulation, or substantially similar state law or regulation?.....YES.....
- 10.4. If the response to 10.3 is yes, provide information related to this exemption:
Our policy count and total premium fall within the exemption guidelines and we have an exemption approval from the State of Ohio
- 10.5. Has the reporting entity established an Audit Committee in compliance with the domiciliary state insurance laws?YES.....
- 10.6. If the response to 10.5 is no or n/a, please explain.
11. What is the name, address and affiliation (officer/employee of the reporting entity or actuary/consultant associated with an actuarial consulting firm) of the individual providing the statement of actuarial opinion/certification?
We are exempted from needing a statement of actuarial opinion by the State of Ohio due to our policy count and total premium.
- 12.1. Does the reporting entity own any securities of a real estate holding company or otherwise hold real estate indirectly?.....NO.....
12.11 Name of real estate holding company

12.12 Number of parcels involved.....
12.13 Total book / adjusted carrying value.....\$.....
- 12.2. If yes, provide explanation
13. FOR UNITED STATES BRANCHES OF ALIEN REPORTING ENTITIES ONLY:
- 13.1. What changes have been made during the year in the United States manager or the United States trustees of the reporting entity?
- 13.2. Does this statement contain all business transacted for the reporting entity through its United States Branch on risks wherever located?.....YES.....
- 13.3. Have there been any changes made to any of the trust indentures during the year?NO.....
- 13.4. If answer to (13.3) is yes, has the domiciliary or entry state approved the changes?.....
- 14.1. Are the senior officers (principal executive officer, principal financial officer, principal accounting officer or controller, or persons performing similar functions) of the reporting entity subject to a code of ethics, which includes the following standards?.....YES.....
a. Honest and ethical conduct, including the ethical handling of actual or apparent conflicts of interest between personal and professional relationships;
b. Full, fair, accurate, timely and understandable disclosure in the periodic reports required to be filed by the reporting entity;
c. Compliance with applicable governmental laws, rules and regulations;
d. The prompt internal reporting of violations to an appropriate person or persons identified in the code; and
e. Accountability for adherence to the code.
- 14.11. If the response to 14.1 is no, please explain:
- 14.2. Has the code of ethics for senior managers been amended?.....NO.....
- 14.21. If the response to 14.2 is yes, provide information related to amendment(s).
- 14.3. Have any provisions of the code of ethics been waived for any of the specified officers?.....NO.....
- 14.31. If the response to 14.3 is yes, provide the nature of any waiver(s).
- 15.1. Is the reporting entity the beneficiary of a Letter of Credit that is unrelated to reinsurance where the issuing or confirming bank is not on the SVO Bank List?.....NO.....
- 15.2. If the response to 15.1 is yes, indicate the American Bankers Association (ABA) Routing Number and the name of the issuing or confirming bank of the Letter of Credit and describe the circumstances in which the Letter of Credit is triggered.

GENERAL INTERROGATORIES
PART 1 - COMMON INTERROGATORIES

1	2	3	4
American Bankers Association (ABA) Routing Number	Issuing or Confirming Bank Name	Circumstances That Can Trigger the Letter of Credit	Amount
			\$

BOARD OF DIRECTORS

16. Is the purchase or sale of all investments of the reporting entity passed upon either by the board of directors or a subordinate committee thereof?.....YES
17. Does the reporting entity keep a complete permanent record of the proceedings of its board of directors and all subordinate committees thereof?.....YES
18. Has the reporting entity an established procedure for disclosure to its board of directors or trustees of any material interest or affiliation on the part of any of its officers, directors, trustees or responsible employees that is in conflict or is likely to conflict with the official duties of such person?.....YES

FINANCIAL

19. Has this statement been prepared using a basis of accounting other than Statutory Accounting Principles (e.g., Generally Accepted Accounting Principles)?.....NO
- 20.1. Total amount loaned during the year (inclusive of Separate Accounts, exclusive of policy loans):

20.11 To directors or other officers.....\$

20.12 To stockholders not officers.....\$

20.13 Trustees, supreme or grand (Fraternal only).....\$
- 20.2. Total amount of loans outstanding at the end of year (inclusive of Separate Accounts, exclusive of policy loans):

20.21 To directors or other officers.....\$

20.22 To stockholders not officers.....\$

20.23 Trustees, supreme or grand (Fraternal only).....\$
- 21.1. Were any assets reported in this statement subject to a contractual obligation to transfer to another party without the liability for such obligation being reported in the statement?.....NO
- 21.2. If yes, state the amount thereof at December 31 of the current year:

21.21 Rented from others.....\$

21.22 Borrowed from others.....\$

21.23 Leased from others.....\$

21.24 Other.....\$
- 22.1. Does this statement include payments for assessments as described in the *Annual Statement Instructions* other than guaranty fund or guaranty association assessments?.....NO
- 22.2. If answer is yes:

22.21 Amount paid as losses or risk adjustment.....\$

22.22 Amount paid as expenses.....\$

22.23 Other amounts paid.....\$
- 23.1. Does the reporting entity report any amounts due from parent, subsidiaries or affiliates on Page 2 of this statement?.....NO
- 23.2. If yes, indicate any amounts receivable from parent included in the Page 2 amount:.....\$
- 24.1. Does the insurer utilize third parties to pay agent commissions in which the amounts advanced by the third parties are not settled in full within 90 days?.....NO
- 24.2. If the response to 24.1 is yes, identify the third-party that pays the agents and whether they are a related party.

1	2
Name of Third-Party	Is the Third-Party Agent a Related Party (Yes/No)

GENERAL INTERROGATORIES
PART 1 - COMMON INTERROGATORIES

INVESTMENT

- 25.01. Were all the stocks, bonds and other securities owned December 31 of current year, over which the reporting entity has exclusive control, in the actual possession of the reporting entity on said date? (other than securities lending programs addressed in 25.03).....YES.....
- 25.02. If no, give full and complete information, relating thereto
- 25.03. For securities lending programs, provide a description of the program including value for collateral and amount of loaned securities, and whether collateral is carried on or off-balance sheet. (an alternative is to reference Note 17 where this information is also provided)
- 25.04. For the reporting entity's securities lending program, report amount of collateral for conforming programs as outlined in the Risk-Based Capital Instructions.....\$.....
- 25.05. For the reporting entity's securities lending program, report amount of collateral for other programs.....\$.....
- 25.06. Does your securities lending program require 102% (domestic securities) and 105% (foreign securities) from the counterparty at the outset of the contract?.....N/A.....
- 25.07. Does the reporting entity non-admit when the collateral received from the counterparty falls below 100%?.....N/A.....
- 25.08. Does the reporting entity or the reporting entity's securities lending agent utilize the Master Securities Lending Agreement (MSLA) to conduct securities lending?.....N/A.....
- 25.09. For the reporting entity's securities lending program, state the amount of the following as of December 31 of the current year:.....

25.091. Total fair value of reinvested collateral assets reported on Schedule DL, Parts 1 and 2.....\$.....

25.092. Total book/adjusted carrying value of reinvested collateral assets reported on Schedule DL, Parts 1 and 2.....\$.....

25.093. Total payable for securities lending reported on the liability page.....\$.....
- 26.1. Were any of the stocks, bonds or other assets of the reporting entity owned at December 31 of the current year not exclusively under the control of the reporting entity or has the reporting entity sold or transferred any assets subject to a put option contract that is currently in force? (Exclude securities subject to Interrogatory 21.1 and 25.03).....YES.....
- 26.2. If yes, state the amount thereof at December 31 of the current year:

26.21. Subject to repurchase agreements.....\$.....

26.22. Subject to reverse repurchase agreements.....\$.....

26.23. Subject to dollar repurchase agreements.....\$.....

26.24. Subject to reverse dollar repurchase agreements.....\$.....

26.25. Placed under option agreements.....\$.....

26.26. Letter stock or securities restricted as to sale - excluding FHLB Capital Stock.....\$.....

26.27. FHLB Capital Stock.....\$.....

26.28. On deposit with states.....\$.....995,985.....

26.29. On deposit with other regulatory bodies.....\$.....

26.30. Pledged as collateral - excluding collateral pledged to an FHLB.....\$.....

26.31. Pledged as collateral to FHLB - including assets backing funding agreements.....\$.....

26.32. Other.....\$.....

26.3. For category (26.26) provide the following:

1	2	3
Nature of Restriction	Description	Amount
		\$

- 27.1. Does the reporting entity have any hedging transactions reported on Schedule DB?.....NO.....
- 27.2. If yes, has a comprehensive description of the hedging program been made available to the domiciliary state? If no, attach a description with this statement.....N/A.....

LINES 27.3 through 27.5: FOR LIFE/FRATERNAL REPORTING ENTITIES ONLY:

- 27.3. Does the reporting entity utilize derivatives to hedge variable annuity guarantees subject to fluctuations as a result of interest rate sensitivity?.....NO.....
- 27.4. If the response to 27.3 is YES, does the reporting entity utilize:

27.41 Special accounting provision of SSAP No. 108.....

27.42 Permitted accounting practice.....

27.43 Other accounting guidance.....
- 27.5. By responding YES to 27.41 regarding utilizing the special accounting provisions of SSAP No. 108, the reporting entity attests to the following:.....

The reporting entity has obtained explicit approval from the domiciliary state.

Hedging strategy subject to the special accounting provisions is consistent with the requirements of VM-21.

Actuarial certification has been obtained which indicates that the hedging strategy is incorporated within the establishment of VM-21 reserves and provides the impact of the hedging strategy within the Actuarial Guideline Conditional Tail Expectation Amount.

Financial Officer Certification has been obtained which indicates that the hedging strategy meets the definition of a Clearly Defined Hedging Strategy within VM-21 and that the Clearly Defined Hedging Strategy is the hedging strategy being used by the company in its actual day-to-day risk mitigation efforts.

GENERAL INTERROGATORIES
PART 1 - COMMON INTERROGATORIES

- 28.1. Were any preferred stocks or bonds owned as of December 31 of the current year mandatorily convertible into equity, or, at the option of the issuer, convertible into equity?.....NO
- 28.2. If yes, state the amount thereof at December 31 of the current year.....\$
29. Excluding items in Schedule E- Part 3 - Special Deposits, real estate, mortgage loans and investments held physically in the reporting entity's offices, vaults or safety deposit boxes, were all stocks, bonds and other securities, owned throughout the current year held pursuant to a custodial agreement with a qualified bank or trust company in accordance with Section 1, III - General Examination Considerations, F. Outsourcing of Critical Functions, Custodial or Safekeeping Agreements of the *NAIC Financial Condition Examiners Handbook*?YES

29.01. For agreements that comply with the requirements of the *NAIC Financial Condition Examiners Handbook*, complete the following:

1	2
Name of Custodian(s)	Custodian's Address
Yellow Cardinal Advisory Group.....	Cincinnati, OH.....

29.02. For all agreements that do not comply with the requirements of the *NAIC Financial Condition Examiners Handbook*, provide the name, location and a complete explanation:

1	2	3
Name(s)	Location(s)	Complete Explanation(s)
.....

29.03. Have there been any changes, including name changes, in the custodian(s) identified in 29.01 during the current year?.....NO

29.04. If yes, give full and complete information relating thereto:

1	2	3	4
Old Custodian	New Custodian	Date of Change	Reason
.....

29.05. Investment management – Identify all investment advisors, investment managers, broker/dealers, including individuals that have the authority to make investment decisions on behalf of the reporting entity. This includes both primary and sub-advisors. For assets that are managed internally by employees of the reporting entity, note as such. ["...that have access to the investment accounts"; "...handle securities"]

1	2
Name of Firm or Individual	Affiliation
Yellow Cardinal Advisory Group.....	U.....
Vanguard (Broker) - No decision making authority.....	U.....
Matthew J Brands - access to investment accounts.....	I.....
Alison Brands Rice - access to investment accounts.....	I.....
Steven J Murry - access to investment accounts.....	I.....

29.0597. For those firms/individuals listed in the table for Question 29.05, do any firms/individuals unaffiliated with the reporting entity (i.e., designated with a "U") manage more than 10% of the reporting entity's invested assets?YES

29.0598. For firms/individuals unaffiliated with the reporting entity (i.e., designated with a "U") listed in the table for Question 29.05, does the total assets under management aggregate to more than 50% of the reporting entity's invested assets?YES

29.06. For those firms or individuals listed in the table for 29.05 with an affiliation code of "A" (affiliated) or "U" (unaffiliated), provide the information for the table below.

1	2	3	4	5
Central Registration Depository Number	Name of Firm or Individual	Legal Entity Identifier (LEI)	Registered With	Investment Management Agreement (IMA) Filed
.....

30.1. Does the reporting entity have any diversified mutual funds reported in Schedule D - Part 2 (diversified according to the Securities and Exchange Commission (SEC) in the Investment Company Act of 1940 [Section 5 (b) (1)])?.....NO

30.2. If yes, complete the following schedule:

1	2	3
CUSIP #	Name of Mutual Fund	Book/Adjusted Carrying Value
30.2999 TOTAL		\$.....

30.3. For each mutual fund listed in the table above, complete the following schedule:

1	2	3	4
Name of Mutual Fund (from above table)	Name of Significant Holding of the Mutual Fund	Amount of Mutual Fund's Book / Adjusted Carrying Value Attributable to the Holding	Date of Valuation
.....	\$.....

31. Provide the following information for all short-term and long-term bonds and all preferred stocks. Do not substitute amortized value or statement value for fair value.

	1	2	3
	Statement (Admitted) Value	Fair Value	Excess of Statement over Fair Value (-), or Fair Value over Statement (+)
31.1. Bonds.....	\$..... 1,606,571	\$..... 1,606,898	\$..... 327
31.2. Preferred Stocks.....
31.3. Totals.....	\$..... 1,606,571	\$..... 1,606,898	\$..... 327

GENERAL INTERROGATORIES
PART 1 - COMMON INTERROGATORIES

- 31.4. Describe the sources or methods utilized in determining the fair values:
Pricing data provided through broker - Vanguard
- 32.1. Was the rate used to calculate fair value determined by a broker or custodian for any of the securities in Schedule D?.....YES.....
- 32.2. If the answer to 32.1 is yes, does the reporting entity have a copy of the broker's or custodian's pricing policy (hard copy or electronic copy) for all brokers or custodians used as a pricing source?.....YES.....
- 32.3. If the answer to 32.2 is no, describe the reporting entity's process for determining a reliable pricing source for purposes of disclosure of fair value for Schedule D:
- 33.1. Have all the filing requirements of the *Purposes and Procedures Manual of the NAIC Investment Analysis Office* been followed?.....YES.....
- 33.2. If no, list exceptions:
34. By self-designating 5GI securities, the reporting entity is certifying the following elements of each self-designated 5GI security:
a. Documentation necessary to permit a full credit analysis of the security does not exist or an NAIC CRP credit rating for an FE or PL security is not available.
b. Issuer or obligor is current on all contracted interest and principal payments.
c. The insurer has an actual expectation of ultimate payment of all contracted interest and principal.
Has the reporting entity self-designated 5GI securities?.....NO.....
35. By self-designating PLGI securities, the reporting entity is certifying its compliance with the requirements as specified in the *Purposes and Procedures Manual of the NAIC Investment Analysis Office* (P&P Manual) for private letter rating (PLR) securities and the following elements of each self-designated PLGI security:.....
a. The security was either:
i. issued prior to January 1, 2018 (which is exempt from PLR filing requirements pursuant to the P&P Manual), or
ii. issued from January 1, 2018 to December 31, 2021 and subject to a confidentiality agreement executed prior to January 1, 2022 which confidentiality agreement remains in force, for which an insurance company cannot provide a copy of a private letter rating rationale report to the SVO due to confidentiality or other contractual reasons ("waived submission PLR securities").
b. The reporting entity is holding capital commensurate with the NAIC Designation and NAIC Designation Category reported for the security.
c. The NAIC Designation and NAIC Designation Category were derived from the credit rating assigned by an NAIC CRP in its legal capacity as an NRSRO which is shown on a current private letter rating, dated during the financial statement year, held by the insurer and available for examination by state insurance regulators.
d. Other than for waived submission PLR securities, defined above, on or after January 1, 2024 for any PLR securities issued on or after January 1, 2022, if the reporting entity is not permitted to share this private credit rating or the private rating letter rationale report of the PL security with the SVO, it certifies that it is reporting it as an NAIC 5.B GI and may not assign any other self-designation.
Has the reporting entity self-designated PLGI to securities, all of which meet the above requirement and as specified in the P&P Manual?.....NO.....
36. By assigning FE to a Schedule BA non-registered private fund, the reporting entity is certifying the following elements of each self-designated FE fund:
a. The shares were purchased prior to January 1, 2019.
b. The reporting entity is holding capital commensurate with the NAIC Designation reported for the security.
c. The security had a public credit rating(s) with annual surveillance assigned by an NAIC CRP in its legal capacity as an NRSRO prior to January 1, 2019.
d. The fund only or predominantly holds bonds in its portfolio.
e. The current reported NAIC Designation was derived from the public credit rating(s) with annual surveillance assigned by an NAIC CRP in its legal capacity as an NRSRO.
f. The public credit rating(s) with annual surveillance assigned by an NAIC CRP has not lapsed.
Has the reporting entity assigned FE to Schedule BA non-registered private funds that complied with the above criteria?.....NO.....
37. By rolling/renewing short-term or cash equivalent investments with continued reporting on Schedule DA, Part 1 or Schedule E Part 2 (identified through a code (%) in those investment schedules), the reporting entity is certifying to the following:
a. The investment is a liquid asset that can be terminated by the reporting entity on the current maturity date.
b. If the investment is with a nonrelated party or nonaffiliate, then it reflects an arms-length transaction with renewal completed at the discretion of all involved parties.
c. If the investment is with a related party or affiliate, then the reporting entity has completed robust re-underwriting of the transaction for which documentation is available for regulator review.
d. Short-term and cash equivalent investments that have been renewed/rolled from the prior period that do not meet the criteria in 37.a - 37.c are reported as long-term investments.
Has the reporting entity rolled/renewed short-term or cash equivalent investments in accordance with these criteria?.....YES.....
- 38.1. Does the reporting entity directly hold cryptocurrencies?.....NO.....
- 38.2. If the response to 38.1 is yes, on what schedule are they reported?
- 39.1. Does the reporting entity directly or indirectly accept cryptocurrencies as payments for premiums on policies?.....NO.....
- 39.2. If the response to 39.1 is yes, are the cryptocurrencies held directly or are they immediately converted to U.S. dollars?
39.21 Held directly
- 39.22 Immediately converted to U.S. dollars
- 39.3. If the response to 38.1 or 39.1 is yes, list all cryptocurrencies accepted for payments of premiums or that are held directly.

1	2	3
Name of Cryptocurrency	Immediately Converted to USD, Directly Held, or Both	Accepted for Payment of Premiums

GENERAL INTERROGATORIES

PART 1 - COMMON INTERROGATORIES

40.1. Amount of payments to trade associations, service organizations and statistical or rating bureaus, if any?.....\$..... 23,500 .

GENERAL INTERROGATORIES
PART 1 - COMMON INTERROGATORIES

40.2. List the name of the organization and the amount paid if any such payment represented 25% or more of the total payments to trade associations, service organizations, and statistical or rating bureaus during the period covered by this statement.

1	2
Name	Amount Paid
AM BEST	\$..... 23,500

41.1. Amount of payments for legal expenses, if any?.....\$.....

41.2. List the name of the firm and the amount paid if any such payment represented 25% or more of the total payments for legal expenses during the period covered by this statement.

1	2
Name	Amount Paid
.....	\$.....

42.1. Amount of payments for expenditures in connection with matters before legislative bodies, officers, or departments of government, if any?.....\$.....

42.2. List the name of the firm and the amount paid if any such payment represented 25% or more of the total payment expenditures in connection with matters before legislative bodies, officers, or departments of government during the period covered by this statement.

1	2
Name	Amount Paid
.....	\$.....

GENERAL INTERROGATORIES
PART 2 - PROPERTY & CASUALTY INTERROGATORIES

- 1.1. Does the reporting entity have any direct Medicare Supplement Insurance in force?..... NO
- 1.2. If yes, indicate premium earned on U.S. business only..... \$
- 1.3. What portion of Item (1.2) is not reported on the Medicare Supplement Insurance Experience Exhibit?..... \$

1.31 Reason for excluding:
- 1.4. Indicate amount of earned premium attributable to Canadian and/or Other Alien not included in Item (1.2) above..... \$
- 1.5. Indicate total incurred claims on all Medicare Supplement insurance..... \$
- 1.6. Individual policies:

Most current three years:

1.61. Total premium earned..... \$

1.62. Total incurred claims..... \$

1.63. Number of covered lives.....

All years prior to most current three years:

1.64. Total premium earned..... \$

1.65. Total incurred claims..... \$

1.66. Number of covered lives.....
- 1.7. Group policies:

Most current three years:

1.71. Total premium earned..... \$

1.72. Total incurred claims..... \$

1.73. Number of covered lives.....

All years prior to most current three years:

1.74. Total premium earned..... \$

1.75. Total incurred claims..... \$

1.76. Number of covered lives.....

2. Health Test:

	Current Year	Prior Year
2.1. Premium Numerator.....	\$.....	\$.....
2.2. Premium Denominator.....	\$..... 1,184,979	\$..... 862,994
2.3. Premium Ratio (2.1/2.2).....%%
2.4. Reserve Numerator.....	\$.....	\$.....
2.5. Reserve Denominator.....	\$..... 695,552	\$..... 565,898
2.6. Reserve Ratio (2.4/2.5).....%%

- 3.1. Did the reporting entity issue participating policies during the calendar year?..... NO
- 3.2. If yes, provide the amount of premium written for participating and/or non-participating policies during the calendar year:

3.21. Participating policies..... \$

3.22. Non-participating policies..... \$
4. For Mutual reporting entities and Reciprocal Exchanges only:.....
- 4.1. Does the reporting entity issue assessable policies?.....
- 4.2. Does the reporting entity issue non-assessable policies?.....
- 4.3. If assessable policies are issued, what is the extent of the contingent liability of the policyholders?..... %
- 4.4. Total amount of assessments paid or ordered to be paid during the year on deposit notes or contingent premiums..... \$
5. For Reciprocal Exchanges Only:
- 5.1. Does the exchange appoint local agents?.....
- 5.2. If yes, is the commission paid:

5.21. Out of Attorney's-in-fact compensation.....

5.22. As a direct expense of the exchange.....
- 5.3. What expenses of the Exchange are not paid out of the compensation of the Attorney-in-fact?
- 5.4. Has any Attorney-in-fact compensation, contingent on fulfillment of certain conditions, been deferred?
- 5.5. If yes, give full information

GENERAL INTERROGATORIES
PART 2 - PROPERTY & CASUALTY INTERROGATORIES

- 6.1.

What provision has this reporting entity made to protect itself from an excessive loss in the event of a catastrophe under a workers' compensation contract issued without limit of loss:
N/A
- 6.2.

Describe the method used to estimate this reporting entity's probable maximum insurance loss, and identify the type of insured exposures comprising that probable maximum loss, the locations of concentrations of those exposures and the external resources (such as consulting firms or computer software models), if any, used in the estimation process:
- 6.3.

What provision has this reporting entity made (such as a catastrophic reinsurance program) to protect itself from an excessive loss arising from the types and concentrations of insured exposures comprising its probable maximum property insurance loss?
- 6.4.

Does the reporting entity carry catastrophe reinsurance protection for at least one reinstatement, in an amount sufficient to cover its estimated probable maximum loss attributable to a single loss event or occurrence?.....NO
- 6.5.

If no, describe any arrangements or mechanisms employed by the reporting entity to supplement its catastrophe reinsurance program or to hedge its exposure to uninsured catastrophic loss
- 7.1.

Has the reporting entity reinsured any risk with any other entity under a quota share reinsurance contract that includes a provision that would limit the reinsurer's losses below the stated quota share percentage (e.g., a deductible, a loss ratio corridor, a loss cap, an aggregate limit or any similar provisions)?.....NO
- 7.2.

If yes, indicate the number of reinsurance contracts containing such provisions.....
- 7.3.

If yes, does the amount of reinsurance credit taken reflect the reduction in quota share coverage caused by any applicable limiting provision(s)?.....
- 8.1.

Has this reporting entity reinsured any risk with any other entity and agreed to release such entity from liability, in whole or in part, from any loss that may occur on this risk, or portion thereof, reinsured?.....NO
- 8.2.

If yes, give full information
- 9.1.

Has the reporting entity ceded any risk under any reinsurance contract (or under multiple contracts with the same reinsurer or its affiliates) for which during the period covered by the statement: (i) it recorded a positive or negative underwriting result greater than 5% of prior year-end surplus as regards policyholders or it reported calendar year written premium ceded or year-end loss and loss expense reserves ceded greater than 5% of prior year-end surplus as regards policyholders; (ii) it accounted for that contract as reinsurance and not as a deposit; and (iii) the contract(s) contain one or more of the following features or other features that would have similar results:
(a) A contract term longer than two years and the contract is noncancellable by the reporting entity during the contract term
(b) A limited or conditional cancellation provision under which cancellation triggers an obligation by the reporting entity, or an affiliate of the reporting entity, to enter into a new reinsurance contract with the reinsurer, or an affiliate of the reinsurer;
(c) Aggregate stop loss reinsurance coverage;
(d) A unilateral right by either party (or both parties) to commute the reinsurance contract, whether conditional or not, except for such provisions which are only triggered by a decline in the credit status of the other party;
(e) A provision permitting reporting of losses, or payment of losses, less frequently than on a quarterly basis (unless there is no activity during the period); or
(f) Payment schedule, accumulating retentions from multiple years or any features inherently designed to delay timing of the reimbursement to the ceding entity.....NO
- 9.2.

Has the reporting entity during the period covered by the statement ceded any risk under any reinsurance contract (or under multiple contracts with the same reinsurer or its affiliates), for which, during the period covered by the statement, it recorded a positive or negative underwriting result greater than 5% of prior year-end surplus as regards policyholders or it reported calendar year written premium ceded or year-end loss and loss expense reserves ceded greater than 5% of prior year-end surplus as regards policyholders; excluding cessions to approved pooling arrangements or to captive insurance companies that are directly or indirectly controlling, controlled by, or under common control with (i) one or more unaffiliated policyholders of the reporting entity, or (ii) an association of which one or more unaffiliated policyholders of the reporting entity is a member where:
(a) The written premium ceded to the reinsurer by the reporting entity or its affiliates represents fifty percent (50%) or more of the entire direct and assumed premium written by the reinsurer based on its most recently available financial statement; or
(b) Twenty-five percent (25%) or more of the written premium ceded to the reinsurer has been retroceded back to the reporting entity or its affiliates in a separate reinsurance contract.....NO
- 9.3.

If yes to 9.1 or 9.2, please provide the following information in the Reinsurance Summary Supplemental Filing for General Interrogatory 9:
(a) The aggregate financial statement impact gross of all such ceded reinsurance contracts on the balance sheet and statement of income;
(b) A summary of the reinsurance contract terms and indicate whether it applies to the contracts meeting the criteria in 9.1 or 9.2; and
(c) A brief discussion of management's principle objectives in entering into the reinsurance contract including the economic purpose to be achieved.
- 9.4.

Except for transactions meeting the requirements of paragraph 36 of *SSAP No. 62R—Property and Casualty Reinsurance*, has the reporting entity ceded any risk under any reinsurance contract (or multiple contracts with the same reinsurer or its affiliates) during the period covered by the financial statement, and either:
(a) Accounted for that contract as reinsurance (either prospective or retroactive) under statutory accounting principles ("SAP") and as a deposit under generally accepted accounting principles ("GAAP"); or
(b) Accounted for that contract as reinsurance under GAAP and as a deposit under SAP?.....NO
- 9.5.

If yes to 9.4, explain in the Reinsurance Summary Supplemental Filing for General Interrogatory 9 (Section D) why the contract(s) is treated differently for GAAP and SAP.
- 9.6.

The reporting entity is exempt from the Reinsurance Attestation Supplement under one or more of the following criteria:
(a) The entity does not utilize reinsurance; or,.....YES
(b) The entity only engages in a 100% quota share contract with an affiliate and the affiliated or lead company has filed an attestation supplement; or.....
(c) The entity has no external cessions and only participates in an intercompany pool and the affiliated or lead company has filed an attestation supplement.....

GENERAL INTERROGATORIES
PART 2 - PROPERTY & CASUALTY INTERROGATORIES

10. If the reporting entity has assumed risks from another entity, there should be charged on account of such reinsurances a reserve equal to that which the original entity would have been required to charge had it retained the risks. Has this been done?N/A

11.1. Has the reporting entity guaranteed policies issued by any other entity and now in force:NO

11.2. If yes, give full information

12.1. If the reporting entity recorded accrued retrospective premiums on insurance contracts on Line 15.3 of the asset schedule, Page 2, state the amount of corresponding liabilities recorded for:

12.11 Unpaid losses\$

12.12 Unpaid underwriting expenses (including loss adjustment expenses)\$

12.2. Of the amount on Line 15.3, Page 2, state the amount that is secured by letters of credit, collateral and other funds?\$

12.3. If the reporting entity underwrites commercial insurance risks, such as workers' compensation, are premium notes or promissory notes accepted from its insureds covering unpaid premiums and/or unpaid losses?NO

12.4. If yes, provide the range of interest rates charged under such notes during the period covered by this statement:

12.41 From%

12.42 To%

12.5. Are letters of credit or collateral and other funds received from insureds being utilized by the reporting entity to secure premium notes or promissory notes taken by a reporting entity, or to secure any of the reporting entity's reported direct unpaid loss reserves, including unpaid losses under loss deductible features of commercial policies?NO

12.6. If yes, state the amount thereof at December 31 of current year:

12.61 Letters of Credit\$

12.62 Collateral and other funds\$

13.1. Largest net aggregate amount insured in any one risk (excluding workers' compensation):\$

13.2. Does any reinsurance contract considered in the calculation of this amount include an aggregate limit of recovery without also including a reinstatement provision?NO

13.3. State the number of reinsurance contracts (excluding individual facultative risk certificates, but including facultative programs, automatic facilities or facultative obligatory contracts) considered in the calculation of the amount.

14.1. Is the reporting entity a cedant in a multiple cedant reinsurance contract?NO

14.2. If yes, please describe the method of allocating and recording reinsurance among the cedants:

14.3. If the answer to 14.1 is yes, are the methods described in item 14.2 entirely contained in the respective multiple cedant reinsurance contracts?

14.4. If the answer to 14.3 is no, are all the methods described in 14.2 entirely contained in written agreements?

14.5. If the answer to 14.4 is no, please explain:

15.1. Has the reporting entity guaranteed any financed premium accounts?NO

15.2. If yes, give full information

16.1. Does the reporting entity write any warranty business?NO

If yes, disclose the following information for each of the following types of warranty coverage:

	1	2	3	4	5
	Direct Losses Incurred	Direct Losses Unpaid	Direct Written Premium	Direct Premium Unearned	Direct Premium Earned
16.11. Home	\$	\$	\$	\$	\$
16.12. Products	\$	\$	\$	\$	\$
16.13. Automobile	\$	\$	\$	\$	\$
16.14. Other*	\$	\$	\$	\$	\$

* Disclose type of coverage: Other*

17.1. Does the reporting entity include amounts recoverable on unauthorized reinsurance in Schedule F – Part 3 that is exempt from the statutory provision for unauthorized reinsurance?NO

Incurred but not reported losses on contracts in force prior to July 1, 1984, and not subsequently renewed are exempt from the statutory provision for unauthorized reinsurance. Provide the following information for this exemption:

17.11. Gross amount of unauthorized reinsurance in Schedule F – Part 3 exempt from the statutory provision for unauthorized reinsurance\$

17.12. Unfunded portion of Interrogatory 17.11\$

17.13. Paid losses and loss adjustment expenses portion of Interrogatory 17.11\$

17.14. Case reserves portion of Interrogatory 17.11\$

17.15. Incurred but not reported portion of Interrogatory 17.11\$

17.16. Unearned premium portion of Interrogatory 17.11\$

17.17. Contingent commission portion of Interrogatory 17.11\$

18.1. Do you act as a custodian for health savings accounts?NO

18.2. If yes, please provide the amount of custodial funds held as of the reporting date.\$

18.3. Do you act as an administrator for health savings accounts?NO

18.4. If yes, please provide the balance of the funds administered as of the reporting date.\$

19. Is the reporting entity licensed or chartered, registered, qualified, eligible or writing business in at least two states?YES

19.1. If no, does the reporting entity assume reinsurance business that covers risks residing in at least one state other than the state of domicile of the reporting entity?NO

FIVE–YEAR HISTORICAL DATA

Show amounts in whole dollars only, no cents; show percentages to one decimal place, i.e., 17.6.

	1	2	3	4	5
	2024	2023	2022	2021	2020
Gross Premiums Written (Page 8, Part 1B, Cols. 1, 2 & 3)					
1. Liability lines (Lines 11, 16, 17, 18 & 19)					
2. Property lines (Lines 1, 2, 9, 12, 21 & 26)	1,276,514	1,093,922	627,458	309,930	
3. Property and liability combined lines (Lines 3, 4, 5, 8, 22 & 27)					
4. All other lines (Lines 6, 10, 13, 14, 15, 23, 24, 28, 29, 30 & 34)					
5. Nonproportional reinsurance lines (Lines 31, 32 & 33)					
6. Total (Line 35)	1,276,514	1,093,922	627,458	309,930	
Net Premiums Written (Page 8, Part 1B, Col. 6)					
7. Liability lines (Lines 11, 16, 17, 18 & 19)					
8. Property lines (Lines 1, 2, 9, 12, 21 & 26)	1,276,514	1,093,922	627,458	309,930	
9. Property and liability combined lines (Lines 3, 4, 5, 8, 22 & 27)					
10. All other lines (Lines 6, 10, 13, 14, 15, 23, 24, 28, 29, 30 & 34)					
11. Nonproportional reinsurance lines (Lines 31, 32 & 33)					
12. Total (Line 35)	1,276,514	1,093,922	627,458	309,930	
Statement of Income (Page 4)					
13. Net underwriting gain (loss) (Line 8)	602,180	332,195	258,950	84,893	(9,149)
14. Net investment gain (loss) (Line 11)	167,283	95,281	(4,995)	25,250	179
15. Total other income (Line 15)				3,333	
16. Dividends to policyholders (Line 17)					
17. Federal and foreign income taxes incurred (Line 19)	161,233	89,770	59,783	23,874	
18. Net income (Line 20)	608,230	337,706	194,172	89,602	(8,970)
Balance Sheet Lines (Pages 2 and 3)					
19. Total admitted assets excluding protected cell business (Page 2, Line 26, Col. 3)	4,763,327	3,929,746	3,310,984	2,926,703	2,596,363
20. Premiums and considerations (Page 2, Col. 3)					
20.1. In course of collection (Line 15.1)	693,156	584,971	352,387	188,293	
20.2. Deferred and not yet due (Line 15.2)					
20.3. Accrued retrospective premiums (Line 15.3)					
21. Total liabilities excluding protected cell business (Page 3, Line 26)	930,438	714,165	435,143	222,062	103,333
22. Losses (Page 3, Line 1)	38,119	–	–		
23. Loss adjustment expenses (Page 3, Line 3)					
24. Unearned premiums (Page 3, Line 9)	657,433	565,898	334,970	173,143	
25. Capital paid up (Page 3, Lines 30 & 31)	1,000,000	1,000,000	1,000,000	1,000,000	1,000,000
26. Surplus as regards policyholders (Page 3, Line 37)	3,832,889	3,215,581	2,875,697	2,704,970	2,493,030
Cash Flow (Page 5)					
27. Net cash from operations (Line 11)	689,501	377,195	298,312	113,027	(8,970)
Risk-Based Capital Analysis					
28. Total adjusted capital	3,832,889	3,215,581	2,875,697	2,704,970	2,493,030
29. Authorized control level risk-based capital	61,680	70,806	45,431	239,705	4,012
Percentage Distribution of Cash, Cash Equivalents and Invested Assets (Page 2, Col. 3) (Item divided by Page 2, Line 12, Col. 3) x 100.0					
30. Bonds (Line 1)	39.7	23.4	38.6		
31. Stocks (Lines 2.1 & 2.2)	3.4	3.3	3.3	56.6	
32. Mortgage loans on real estate (Lines 3.1 and 3.2)					
33. Real estate (Lines 4.1, 4.2 & 4.3)					
34. Cash, cash equivalents and short-term investments (Line 5)	57.0	73.2	58.1	43.4	100.0
35. Contract loans (Line 6)					
36. Derivatives (Line 7)					
37. Other invested assets (Line 8)					
38. Receivables for securities (Line 9)					
39. Securities lending reinvested collateral assets (Line 10)					
40. Aggregate write-ins for invested assets (Line 11)					
41. Cash, cash equivalents and invested assets (Line 12)	100.0	100.0	100.0	100.0	100.0
Investments in Parent, Subsidiaries and Affiliates					
42. Affiliated bonds, (Sch. D, Summary, Line 12, Col. 1)					
43. Affiliated preferred stocks (Sch. D, Summary, Line 18, Col. 1)					
44. Affiliated common stocks (Sch. D, Summary, Line 24, Col. 1)					
45. Affiliated short-term investments (subtotals included in Schedule DA Verification, Col. 5, Line 10)					
46. Affiliated mortgage loans on real estate					
47. All other affiliated					
48. Total of above Lines 42 to 47					
49. Total investment in parent included in Lines 42 to 47 above					
50. Percentage of investments in parent, subsidiaries and affiliates to surplus as regards policyholders (Line 48 above divided by Page 3, Col. 1, Line 37 x 100.0)					

FIVE–YEAR HISTORICAL DATA

(Continued)

	1	2	3	4	5
	2024	2023	2022	2021	2020
Capital and Surplus Accounts (Page 4)					
51. Net unrealized capital gains (losses) (Line 24)	17,464	13,117	(30,082)	22,127	
52. Dividends to stockholders (Line 35)					
53. Change in surplus as regards policyholders for the year (Line 38)	617,270	350,823	164,089	211,729	2,493,030
Gross Losses Paid (Page 9, Part 2, Cols. 1 & 2)					
54. Liability lines (Lines 11, 16, 17, 18 & 19)					
55. Property lines (Lines 1, 2, 9, 12, 21 & 26)	269,111	271,754	86,428		
56. Property and liability combined lines (Lines 3, 4, 5, 8, 22 & 27)					
57. All other lines (Lines 6, 10, 13, 14, 15, 23, 24, 28, 29, 30 & 34)					
58. Nonproportional reinsurance lines (Lines 31, 32 & 33)					
59. Total (Line 35)	269,111	271,754	86,428		
Net Losses Paid (Page 9, Part 2, Col. 4)					
60. Liability lines (Lines 11, 16, 17, 18 & 19)					
61. Property lines (Lines 1, 2, 9, 12, 21 & 26)	269,111	271,754	86,428		
62. Property and liability combined lines (Lines 3, 4, 5, 8, 22 & 27)					
63. All other lines (Lines 6, 10, 13, 14, 15, 23, 24, 28, 29, 30 & 34)					
64. Nonproportional reinsurance lines (Lines 31, 32 & 33)					
65. Total (Line 35)	269,111	271,754	86,428		
Operating Percentages (Page 4) (Item divided by Page 4, Line 1) x 100.0					
66. Premiums earned (Line 1)	100.0	100.0	100.0	100.0	100.0
67. Losses incurred (Line 2)	25.9	31.5	18.6		
68. Loss expenses incurred (Line 3)			0.7		
69. Other underwriting expenses incurred (Line 4)	23.3	30.0	25.1	37.9	
70. Net underwriting gain (loss) (Line 8)	50.8	38.5	55.6	62.1	
Other Percentages					
71. Other underwriting expenses to net premiums written (Page 4, Lines 4+5-15 divided by Page 8, Part 1B, Col. 6, Line 35 x 100.0)	21.6	23.7	18.6	15.7	
72. Losses and loss expenses incurred to premiums earned (Page 4, Lines 2+3 divided by Page 4, Line 1 x 100.0)	25.9	31.5	19.3		
73. Net premiums written to policyholders' surplus (Page 8, Part 1B, Col. 6, Line 35 divided by Page 3, Line 37, Col. 1 x 100.0)	33.3	34.0	21.8	11.5	
One-Year Loss Development (\$000 omitted)					
74. Development in estimated losses and loss expenses incurred prior to current year (Schedule P, Part 2-Summary, Line 12, Col. 11)	3	–			
75. Percent of development of losses and loss expenses incurred to policyholders' surplus of prior year-end (Line 74 above divided by Page 4, Line 21, Col. 1 x 100.0)	0.1	–			
Two-Year Loss Development (\$000 omitted)					
76. Development in estimated losses and loss expenses incurred 2 years before the current year and prior year (Schedule P, Part 2-Summary, Line 12, Col. 12)	–				
77. Percent of development of losses and loss expenses incurred to reported policyholders' surplus of second prior year-end (Line 76 above divided by Page 4, Line 21, Col. 2 x 100.0)	–				

If a party to a merger, have the two most recent years of this exhibit been restated due to a merger in compliance with the disclosure requirements of *SSAP No. 3—Accounting Changes and Correction of Errors*?

If no, please explain:

SCHEDULE P – ANALYSIS OF LOSSES AND LOSS EXPENSES

SCHEDULE P - PART 1 - SUMMARY

(\$000 OMITTED)

Years in Which Premiums Were Earned and Losses Were Incurred	Premiums Earned			Loss and Loss Expense Payments								12
	1	2	3	Loss Payments		Defense and Cost Containment Payments		Adjusting and Other Payments		10	11	12
				4	5	6	7	8	9			
Direct and Assumed	Ceded	Net (Cols. 1-2)	Direct and Assumed	Ceded	Direct and Assumed	Ceded	Direct and Assumed	Ceded	Salvage and Subrogation Received	Total Net Paid (Cols. 4-5+6-7+8-9)	Number of Claims Reported Direct and Assumed	
1. Prior	XXX	XXX	XXX									XXX
2. 2015												XXX
3. 2016												XXX
4. 2017												XXX
5. 2018												XXX
6. 2019												XXX
7. 2020												XXX
8. 2021	136		136									XXX
9. 2022	461		461	86				3		32	89	XXX
10. 2023	862		862	275	–	–	–	–	–	164	275	XXX
11. 2024	1,179		1,179	266						35	266	XXX
12. Totals	XXX	XXX	XXX	627	–	–	–	3	–	231	630	XXX

Years in Which Premiums Were Earned and Losses Were Incurred	Losses Unpaid				Defense and Cost Containment Unpaid				Adjusting and Other Unpaid		23	24	25
	Case Basis		Bulk + IBNR		Case Basis		Bulk + IBNR		21	22			
	13	14	15	16	17	18	19	20					
	Direct and Assumed	Ceded	Direct and Assumed	Ceded	Direct and Assumed	Ceded	Direct and Assumed	Ceded					
1. Prior													
2. 2015													
3. 2016													
4. 2017													
5. 2018													
6. 2019													
7. 2020													
8. 2021													
9. 2022													
10. 2023													
11. 2024	38											38	4
12. Totals	38											38	XXX

Years in Which Premiums Were Earned and Losses Were Incurred	Total Losses and Loss Expenses Incurred			Loss and Loss Expense Percentage (Incurred/Premiums Earned)			Nontabular Discount		34	Net Balance Sheet Reserves After Discount	
	26	27	28	29	30	31	32	33		Inter-Company Pooling Participation Percentage	35
	Direct and Assumed	Ceded	Net	Direct and Assumed	Ceded	Net	Loss	Loss Expense	Losses Unpaid		Loss Expenses Unpaid
	1. Prior	XXX	XXX	XXX	XXX	XXX	XXX				XXX
2. 2015				—	—	—					
3. 2016				—	—	—					
4. 2017				—	—	—					
5. 2018				—	—	—					
6. 2019				—	—	—					
7. 2020				—	—	—					
8. 2021											
9. 2022	89		89	19.306	—	19.306					
10. 2023	275	—	275	31.903	—	31.903					
11. 2024	304		304	25.785	—	25.785				38	
12. Totals	XXX	XXX	XXX	XXX	XXX	XXX			XXX	38	

SCHEDULE P - PART 2 - SUMMARY

Years in Which Losses Were Incurred		INCURRED NET LOSSES AND DEFENSE AND COST CONTAINMENT EXPENSES REPORTED AT YEAR-END (\$000 OMITTED)										DEVELOPMENT	
		1	2	3	4	5	6	7	8	9	10	11	12
		2015	2016	2017	2018	2019	2020	2021	2022	2023	2024	One Year	Two Year
1.	Prior												
2.	2015												
3.	2016	XXX											
4.	2017	XXX	XXX										
5.	2018	XXX	XXX	XXX									
6.	2019	XXX	XXX	XXX	XXX								
7.	2020	XXX	XXX	XXX	XXX	XXX							
8.	2021	XXX	XXX	XXX	XXX	XXX	XXX						
9.	2022	XXX	XXX	XXX	XXX	XXX	XXX	XXX	86	86	86	—	—
10.	2023	XXX	XXX	XXX	XXX	XXX	XXX	XXX	XXX	272	275	3	XXX
11.	2024	XXX	XXX	XXX	XXX	XXX	XXX	XXX	XXX	XXX	304	XXX	XXX
12.	Totals	XXX	XXX	XXX	XXX	XXX	XXX	XXX	XXX	XXX	XXX	3	—

SCHEDULE P - PART 3 - SUMMARY

Years in Which Losses Were Incurred		CUMULATIVE PAID NET LOSSES AND DEFENSE AND COST CONTAINMENT EXPENSES REPORTED AT YEAR-END (\$000 OMITTED)										11	12
		1	2	3	4	5	6	7	8	9	10	Number of Claims Closed With Loss Payment	Number of Claims Closed Without Loss Payment
		2015	2016	2017	2018	2019	2020	2021	2022	2023	2024		
1.	Prior	XXX										XXX	XXX
2.	2015											XXX	XXX
3.	2016	XXX										XXX	XXX
4.	2017	XXX	XXX									XXX	XXX
5.	2018	XXX	XXX	XXX								XXX	XXX
6.	2019	XXX	XXX	XXX	XXX							XXX	XXX
7.	2020	XXX	XXX	XXX	XXX	XXX						XXX	XXX
8.	2021	XXX	XXX	XXX	XXX	XXX	XXX					XXX	XXX
9.	2022	XXX	XXX	XXX	XXX	XXX	XXX	XXX	86	86	86	XXX	XXX
10.	2023	XXX	XXX	XXX	XXX	XXX	XXX	XXX	XXX	272	275	XXX	XXX
11.	2024	XXX	XXX	XXX	XXX	XXX	XXX	XXX	XXX	XXX	266	XXX	XXX

SCHEDULE P - PART 4 - SUMMARY

Years in Which Losses Were Incurred		BULK AND IBNR RESERVES ON NET LOSSES AND DEFENSE AND COST CONTAINMENT EXPENSES REPORTED AT YEAR-END (\$000 OMITTED)											
		1	2	3	4	5	6	7	8	9	10		
		2015	2016	2017	2018	2019	2020	2021	2022	2023	2024		
1.	Prior												
2.	2015												
3.	2016		XXX										
4.	2017		XXX	XXX									
5.	2018		XXX	XXX	XXX								
6.	2019		XXX	XXX	XXX	XXX							
7.	2020		XXX	XXX	XXX	XXX	XXX						
8.	2021		XXX	XXX	XXX	XXX	XXX	XXX					
9.	2022		XXX	XXX	XXX	XXX	XXX	XXX	XXX				
10.	2023		XXX	XXX	XXX	XXX	XXX	XXX	XXX	XXX			
11.	2024		XXX	XXX	XXX	XXX	XXX	XXX	XXX	XXX	XXX		

NONE

SCHEDULE T – EXHIBIT OF PREMIUMS WRITTEN

Allocated By States And Territories

			1	Gross Premiums, Including Policy and Membership Fees Less Return Premiums and Premiums on Policies Not Taken		4	5	6	7	8	9
			Active Status (a)	2 Direct Premiums Written	3 Direct Premiums Earned	Dividends Paid or Credited to Policyholders on Direct Business	Direct Losses Paid (Deducting Salvage)	Direct Losses Incurred	Direct Losses Unpaid	Finance and Service Charges Not Included in Premiums	Direct Premium Written for Federal Purchasing Groups (Included in Col. 2)
States, Etc.											
1.	Alabama	AL	N								
2.	Alaska	AK	N								
3.	Arizona	AZ	N								
4.	Arkansas	AR	N								
5.	California	CA	N								
6.	Colorado	CO	N								
7.	Connecticut	CT	N								
8.	Delaware	DE	N								
9.	District of Columbia	DC	N								
10.	Florida	FL	N								
11.	Georgia	GA	N								
12.	Hawaii	HI	N								
13.	Idaho	ID	N								
14.	Illinois	IL	N								
15.	Indiana	IN	L	310,202	256,610		50,625	59,134	8,509		
16.	Iowa	IA	N								
17.	Kansas	KS	N								
18.	Kentucky	KY	L								
19.	Louisiana	LA	N								
20.	Maine	ME	N								
21.	Maryland	MD	N								
22.	Massachusetts	MA	N								
23.	Michigan	MI	N								
24.	Minnesota	MN	N								
25.	Mississippi	MS	N								
26.	Missouri	MO	N								
27.	Montana	MT	N								
28.	Nebraska	NE	N								
29.	Nevada	NV	N								
30.	New Hampshire	NH	N								
31.	New Jersey	NJ	N								
32.	New Mexico	NM	N								
33.	New York	NY	N								
34.	North Carolina	NC	N								
35.	North Dakota	ND	N								
36.	Ohio	OH	L	966,312	928,369		218,485	248,096	29,611		
37.	Oklahoma	OK	N								
38.	Oregon	OR	N								
39.	Pennsylvania	PA	N								
40.	Rhode Island	RI	N								
41.	South Carolina	SC	N								
42.	South Dakota	SD	N								
43.	Tennessee	TN	N								
44.	Texas	TX	N								
45.	Utah	UT	N								
46.	Vermont	VT	N								
47.	Virginia	VA	N								
48.	Washington	WA	N								
49.	West Virginia	WV	N								
50.	Wisconsin	WI	N								
51.	Wyoming	WY	N								
52.	American Samoa	AS	N								
53.	Guam	GU	N								
54.	Puerto Rico	PR	N								
55.	U.S. Virgin Islands	VI	N								
56.	Northern Mariana Islands	MP	N								
57.	Canada	CAN	N								
58.	Aggregate Other Alien	OT	XXX								
59.	Totals		XXX	1,276,514	1,184,979		269,110	307,230	38,120		
Details of Write-Ins											
58001.			XXX								
58002.			XXX								
58003.			XXX								
58998.	Summary of remaining write-ins for Line 58 from overflow page		XXX								
58999.	Totals (Lines 58001 through 58003 plus 58998) (Line 58 above)		XXX								

(a) Active Status Counts

1. L – Licensed or Chartered - Licensed insurance carrier or domiciled RRG

3

4. Q – Qualified - Qualified or accredited reinsurer

—

5. D – Domestic Surplus Lines Insurer (DSL) – Reporting entities authorized to write surplus lines in the state of domicile

—

6. N – None of the above - Not allowed to write business in the state

54

2. R – Registered – Non-domiciled RRGs

3. E – Eligible - Reporting entities eligible or approved to write surplus lines in the state

(b) Explanation of basis of allocation by states, etc., of premiums and annuity considerations

SCHEDULE Y - INFORMATION CONCERNING ACTIVITIES OF INSURER MEMBERS OF A HOLDING COMPANY GROUP

PART 1 - ORGANIZATIONAL CHART

