



LIFE, AND ACCIDENT AND HEALTH COMPANIES/FRATERNAL BENEFIT SOCIETIES - ASSOCIATION EDITION

ANNUAL STATEMENT
FOR THE YEAR ENDED DECEMBER 31, 2023
OF THE CONDITION AND AFFAIRS OF THE

United Transportation Union Insurance Association

NAIC Group Code00000000NAIC Company Code56413Employer's ID Number23-7131460

Organized under the Laws ofOhio, State of Domicile or Port of EntryOH

Country of DomicileUnited States of America

Licensed as business type:Life, Accident and Health [] Fraternal Benefit Societies [X]

Incorporated/Organized11/16/1970Commenced Business03/10/1971

Statutory Home Office6060 Rockside Woods Blvd N Ste 220Independence, OH, US 44131-7303

(Street and Number)(City or Town, State, Country and Zip Code)

Main Administrative Office6060 Rockside Woods Blvd N Ste 220Independence, OH, US 44131-7303800-558-8842

(Street and Number)(City or Town, State, Country and Zip Code)(Area Code) (Telephone Number)

Mail Address6060 Rockside Woods Blvd N Ste 220Independence, OH, US 44131-7303

(Street and Number or P.O. Box)(City or Town, State, Country and Zip Code)

Primary Location of Books and Records6060 Rockside Woods Blvd N Ste 220Independence, OH, US 44131-7303800-558-8842

(Street and Number)(City or Town, State, Country and Zip Code)(Area Code) (Telephone Number)

Internet Website Addressutuia.org

Statutory Statement ContactJeffery A Becker216-227-5200

(Name)(Area Code) (Telephone Number)

jbecker@utuia.org216-228-0411

(E-mail Address)(FAX Number)

OFFICERS

PresidentKenneth L Laugel

TreasurerJeffery A Becker

SecretaryJeffery A Becker

OTHER

DIRECTORS OR TRUSTEES

Jeremy R Ferguson

Nicholas J DiCicco Jr

James P Sullivan

Stephen Vamos III

Brent Leonard #

Charles Cassity #

Stephen Hudak #

Alvy Hughes #

State ofOhio

County ofCuyahoga

SS

The officers of this reporting entity being duly sworn, each depose and say that they are the described officers of said reporting entity, and that on the reporting period stated above, all of the herein described assets were the absolute property of the said reporting entity, free and clear from any liens or claims thereon, except as herein stated, and that this statement, together with related exhibits, schedules and explanations therein contained, annexed or referred to, is a full and true statement of all the assets and liabilities and of the condition and affairs of the said reporting entity as of the reporting period stated above, and of its income and deductions therefrom for the period ended, and have been completed in accordance with the NAIC Annual Statement Instructions and Accounting Practices and Procedures manual except to the extent that: (1) state law may differ; or, (2) that state rules or regulations require differences in reporting not related to accounting practices and procedures, according to the best of their information, knowledge and belief, respectively. Furthermore, the scope of this attestation by the described officers also includes the related corresponding electronic filing with the NAIC, when required, that is an exact copy (except for formatting differences due to electronic filing) of the enclosed statement. The electronic filing may be requested by various regulators in lieu of or in addition to the enclosed statement.

Kenneth L LaugelPresident

Jeffery A BeckerSecretary

Jeffery A BeckerTreasurer

Subscribed and sworn to before me thisday of

a. Is this an original filing?Yes [X] No []

b. If no,

1. State the amendment number.....

2. Date filed

3. Number of pages attached.....



ANNUAL STATEMENT FOR THE YEAR 2023 OF THE United Transportation Union Insurance Association
LIFE INSURANCE (STATE PAGE)^(b)

NAIC Group Code 0000 BUSINESS IN THE STATE OF Alabama DURING THE YEAR 2023 NAIC Company Code 56413

Line of Business	1 Premiums and Annuities Considerations	2 Other Considerations	Dividends to Policyholders/Refunds to Members				7 Total (Col. 3+4+5+6)	8 Death and Annuity Benefits	Claims and Benefits Paid			
			3 Paid in Cash or Left on Deposit	4 Applied to Pay Renewal Premiums	5 Applied to Provide Paid-Up Additions or Shorten the Endowment or Premium-Paying Period	6 Other			9 Matured Endowments	10 Surrender Values and Withdrawals for Life Contracts	11 All Other Benefits	12 Total (Sum Columns 8 through 11)
Individual Life												
1. Industrial	0	0	0	0	0	0	0	0	0	0	0	0
2. Whole	33,545	0	0	0	0	0	0	95,857	0	303	0	96,160
3. Term	31,755	0	0	0	0	0	0	0	0	4,058	0	4,058
4. Indexed	0	0	0	0	0	0	0	0	0	0	0	0
5. Universal	7,745	0	0	0	0	0	0	63,160	0	1,416	0	64,577
6. Universal with secondary guarantees	0	0	0	0	0	0	0	0	0	0	0	0
7. Variable	0	0	0	0	0	0	0	0	0	0	0	0
8. Variable universal	0	0	0	0	0	0	0	0	0	0	0	0
9. Credit	0	0	0	0	0	0	0	0	0	0	0	0
10. Other	(f) 0	0	0	0	0	0	0	0	0	0	0	0
11. Total Individual Life	73,046	0	0	0	0	0	0	159,017	0	0	5,778	164,795
Group Life												
12. Whole	0	0	0	0	0	0	0	0	0	0	0	0
13. Term	0	0	0	0	0	0	0	0	0	0	0	0
14. Universal	0	0	0	0	0	0	0	0	0	0	0	0
15. Variable	0	0	0	0	0	0	0	0	0	0	0	0
16. Variable universal	0	0	0	0	0	0	0	0	0	0	0	0
17. Credit	0	0	0	0	0	0	0	0	0	0	0	0
18. Other	(f) 0	0	0	0	0	0	0	0	0	0	0	0
19. Total Group Life	0	0	0	0	0	0	0	0	0	0	0	0
Individual Annuities												
20. Fixed	7,847	0	0	0	0	0	0	15,231	0	0	0	15,231
21. Indexed	0	0	0	0	0	0	0	0	0	0	0	0
22. Variable with guarantees	0	0	0	0	0	0	0	0	0	0	0	0
23. Variable without guarantees	0	0	0	0	0	0	0	0	0	0	0	0
24. Life contingent payout	0	0	0	0	0	0	0	0	0	0	0	0
25. Other	(f) 0	0	0	0	0	0	0	0	0	0	0	0
26. Total Individual Annuities	7,847	0	0	0	0	0	0	15,231	0	0	0	15,231
Group Annuities												
27. Fixed	0	0	0	0	0	0	0	0	0	0	0	0
28. Indexed	0	0	0	0	0	0	0	0	0	0	0	0
29. Variable with guarantees	0	0	0	0	0	0	0	0	0	0	0	0
30. Variable without guarantees	0	0	0	0	0	0	0	0	0	0	0	0
31. Life contingent payout	0	0	0	0	0	0	0	0	0	0	0	0
32. Other	(f) 0	0	0	0	0	0	0	0	0	0	0	0
33. Total Group Annuities	0	0	0	0	0	0	0	0	0	0	0	0
Accident and Health												
34. Comprehensive individual	(d) 0	0	0	0	0	0	0	XXX	XXX	XXX	0	0
35. Comprehensive group	(d) 0	0	0	0	0	0	0	XXX	XXX	XXX	0	0
36. Medicare Supplement	(d) 0	0	0	0	0	0	0	XXX	XXX	XXX	0	0
37. Vision only	(d) 0	0	0	0	0	0	0	XXX	XXX	XXX	0	0
38. Dental only	(d) 0	0	0	0	0	0	0	XXX	XXX	XXX	0	0
39. Federal Employees Health Benefits Plan	(d) 0	0	0	0	0	0	0	XXX	XXX	XXX	0	0
40. Title XVIII Medicare	(d) 0 (e) 0	0	0	0	0	0	0	XXX	XXX	XXX	0	0
41. Title XIX Medicaid	(d) 0	0	0	0	0	0	0	XXX	XXX	XXX	0	0
42. Credit A&H	0	0	0	0	0	0	0	XXX	XXX	XXX	0	0
43. Disability income	(d) 10,886	0	0	0	0	0	0	XXX	XXX	XXX	2,110	2,110
44. Long-term care	(d) 0	0	0	0	0	0	0	XXX	XXX	XXX	0	0
45. Other health	(d) 5,025	0	0	0	0	0	0	XXX	XXX	XXX	0	0
46. Total Accident and Health	15,911	0	0	0	0	0	0	XXX	XXX	XXX	2,110	2,110
47. Total	96,804 (c)	0	0	0	0	0	0	174,248	0	0	7,888	182,137

ANNUAL STATEMENT FOR THE YEAR 2023 OF THE United Transportation Union Insurance Association
LIFE INSURANCE (STATE PAGE) (Continued)^(b)

NAIC Group Code		0000		BUSINESS IN THE STATE OF		Alabama		DURING THE YEAR		2023		NAIC Company Code		56413			
Line of Business		13 Incurred During Current Year	Direct Death Benefits, Matured Endowments Incurred and Annuity Benefits								22 Unpaid December 31, Current Year	Policy Exhibit					
			Claims Settled During Current Year				Total Settled During Current Year					Issued During Year		Other Changes to In Force (Net)		In Force December 31, Current Year (b)	
			Totals Paid		Reduction by Compromise		Amount Rejected		Total Settled During Current Year			23	24	25	26	27	28
			14 Number of Pols/ Certs	15 Amount	16 Number of Pols/ Certs	17 Amount	18 Number of Pols/ Certs	19 Amount	20 Number of Pols/ Certs	21 Amount		Number of Pols/ Certs	Amount	Number of Pols/ Certs	Amount	Number of Pols/ Certs	Amount
Individual Life		0	0	0	0	0	0	0	0	0	0	0	0	0	0		
1. Industrial		95,857	7	95,857	0	0	0	7	95,857	0	1	25,000	(11)	(132,760)	120	2,100,693	
3. Term		0	0	0	0	0	0	0	0	0	0	0	(2)	(57,000)	54	3,295,906	
4. Indexed		0	0	0	0	0	0	0	0	0	0	0	0	0	0	0	
5. Universal		63,160	3	63,160	0	0	0	3	63,160	0	0	0	(5)	(84,324)	44	633,971	
6. Universal with secondary guarantees		0	0	0	0	0	0	0	0	0	0	0	0	0	0	0	
7. Variable		0	0	0	0	0	0	0	0	0	0	0	0	0	0	0	
8. Variable universal		0	0	0	0	0	0	0	0	0	0	0	0	0	0	0	
9. Credit		0	0	0	0	0	0	0	0	0	0	0	0	0	0	0	
10. Other		0	0	0	0	0	0	0	0	0	0	0	0	0	0	0	
11. Total Individual Life		159,017	10	159,017	0	0	0	10	159,017	0	1	25,000	(18)	(274,084)	218	6,030,570	
Group Life		0	0	0	0	0	0	0	0	0	0	0	0	0	0	0	
12. Whole		0	0	0	0	0	0	0	0	0	0	0	0	0	0	0	
13. Term		0	0	0	0	0	0	0	0	0	0	0	0	0	0	0	
14. Universal		0	0	0	0	0	0	0	0	0	0	0	0	0	0	0	
15. Variable		0	0	0	0	0	0	0	0	0	0	0	0	0	0	0	
16. Variable universal		0	0	0	0	0	0	0	0	0	0	0	0	0	0	0	
17. Credit		0	0	0	0	0	0	0	0	0	0	0	0	0	0	0	
18. Other		0	0	0	0	0	0	0	0	0	0	0	0	0	0	0	
19. Total Group Life		0	0	0	0	0	0	0	0	0	0	0	0	0	0	0	
Individual Annuities		15,408	9	15,408	0	0	0	9	15,408	0	0	0	(1)	6,635	17	387,359	
21. Indexed		0	0	0	0	0	0	0	0	0	0	0	0	0	0	0	
22. Variable with guarantees		0	0	0	0	0	0	0	0	0	0	0	0	0	0	0	
23. Variable without guarantees		0	0	0	0	0	0	0	0	0	0	0	0	0	0	0	
24. Life contingent payout		0	0	0	0	0	0	0	0	0	0	0	0	0	0	0	
25. Other		0	0	0	0	0	0	0	0	0	0	0	0	0	0	0	
26. Total Individual Annuities		15,408	9	15,408	0	0	0	9	15,408	0	0	0	(1)	6,635	17	387,359	
Group Annuities		0	0	0	0	0	0	0	0	0	0	0	0	0	0	0	
27. Fixed		0	0	0	0	0	0	0	0	0	0	0	0	0	0	0	
28. Indexed		0	0	0	0	0	0	0	0	0	0	0	0	0	0	0	
29. Variable with guarantees		0	0	0	0	0	0	0	0	0	0	0	0	0	0	0	
30. Variable without guarantees		0	0	0	0	0	0	0	0	0	0	0	0	0	0	0	
31. Life contingent payout		0	0	0	0	0	0	0	0	0	0	0	0	0	0	0	
32. Other		0	0	0	0	0	0	0	0	0	0	0	0	0	0	0	
33. Total Group Annuities		0	0	0	0	0	0	0	0	0	0	0	0	0	0	0	
Accident and Health		(d) XXX	XXX	XXX	XXX	XXX	XXX	XXX	XXX	XXX	0	0	0	0	0	0	
35. Comprehensive group		(d) XXX	XXX	XXX	XXX	XXX	XXX	XXX	XXX	XXX	0	0	0	0	0	0	
36. Medicare Supplement		(d) XXX	XXX	XXX	XXX	XXX	XXX	XXX	XXX	XXX	0	0	0	0	0	0	
37. Vision only		(d) XXX	XXX	XXX	XXX	XXX	XXX	XXX	XXX	XXX	0	0	0	0	0	0	
38. Dental only		(d) XXX	XXX	XXX	XXX	XXX	XXX	XXX	XXX	XXX	0	0	0	0	0	0	
39. Federal Employees Health Benefits Plan		(d) XXX	XXX	XXX	XXX	XXX	XXX	XXX	XXX	XXX	0	0	0	0	0	0	
40. Title XVIII Medicare		(d) XXX	XXX	XXX	XXX	XXX	XXX	XXX	XXX	XXX	0	0	0	0	0	0	
41. Title XIX Medicaid		(d) XXX	XXX	XXX	XXX	XXX	XXX	XXX	XXX	XXX	0	0	0	0	0	0	
42. Credit A&H		XXX	XXX	XXX	XXX	XXX	XXX	XXX	XXX	XXX	0	0	0	0	0	0	
43. Disability income		(d) XXX	XXX	XXX	XXX	XXX	XXX	XXX	XXX	XXX	0	0	(2)	(1,543)	10	3,644	
44. Long-term care		(d) XXX	XXX	XXX	XXX	XXX	XXX	XXX	XXX	XXX	0	0	0	0	0	0	
45. Other health		(d) XXX	XXX	XXX	XXX	XXX	XXX	XXX	XXX	XXX	36	5,034	(33)	(5,812)	219	12,953	
46. Total Accident and Health		XXX	XXX	XXX	XXX	XXX	XXX	XXX	XXX	XXX	36	5,034	(35)	(7,355)	229	16,597	
47. TOTAL		174,425	19	174,425	0	0	0	19	174,425	0	37	30,034	(54)	(274,804)	464	6,434,526	

(a) Includes Group Credit Life Insurance Loans less than or equal to 60 months at issue, prior year \$ 0 , current year \$ 0 Loans greater than 60 months at issue BUT NOT GREATER THAN 120 MONTHS prior year \$ 0 , current year \$ 0

(b) Corporate Owned Life Insurance/BOLI: 1) Number of policies: 0 2) covering number of lives: 0 3) face amount \$ 0

(c) Deposit-Type Contract Considerations NOT included in Total Premiums and Annuities Considerations: Individual: \$ 0 Group: \$ 0 Total: \$ 0

(d) For health business on indicated lines report: Number of persons insured under PPO managed care products 0 and number of persons insured under indemnity only products 0

(e) For health premiums written: amount of Medicare Title XVIII exempt from state taxes or fees \$ 0

(f) Certain Separate Account products are included in "Other" product categories in the table(s) above:

1. Individual Life - Other includes the following amounts related to Separate Account policies:

Column 1) \$ 0 Column 7) \$ 0 Column 12) \$ 0

2. Group Life - Other includes the following amounts related to Separate Account policies:

Column 1) \$ 0 Column 7) \$ 0 Column 12) \$ 0

3. Individual Annuities - Other includes the following amounts related to Separate Account policies:

Column 1) \$ 0 Column 7) \$ 0 Column 12) \$ 0

4. Group Annuities - Other includes the following amounts related to Separate Account policies:

Column 1) \$ 0 Column 7) \$ 0 Column 12) \$ 0



ANNUAL STATEMENT FOR THE YEAR 2023 OF THE United Transportation Union Insurance Association
LIFE INSURANCE (STATE PAGE)^(b)

NAIC Group Code 0000 BUSINESS IN THE STATE OF Alaska DURING THE YEAR 2023 NAIC Company Code 56413

Line of Business	1 Premiums and Annuities Considerations	2 Other Considerations	Dividends to Policyholders/Refunds to Members					Claims and Benefits Paid				
			3 Paid in Cash or Left on Deposit	4 Applied to Pay Renewal Premiums	5 Applied to Provide Paid-Up Additions or Shorten the Endowment or Premium-Paying Period	6 Other	7 Total (Col. 3+4+5+6)	8 Death and Annuity Benefits	9 Matured Endowments	10 Surrender Values and Withdrawals for Life Contracts	11 All Other Benefits	12 Total (Sum Columns 8 through 11)
Individual Life												
1. Industrial	0	0	0	0	0	0	0	0	0	0	0	0
2. Whole	0	0	0	0	0	0	0	0	0	0	0	0
3. Term	0	0	0	0	0	0	0	0	0	0	0	0
4. Indexed	0	0	0	0	0	0	0	0	0	0	0	0
5. Universal	0	0	0	0	0	0	0	0	0	0	0	0
6. Universal with secondary guarantees	0	0	0	0	0	0	0	0	0	0	0	0
7. Variable	0	0	0	0	0	0	0	0	0	0	0	0
8. Variable universal	0	0	0	0	0	0	0	0	0	0	0	0
9. Credit	0	0	0	0	0	0	0	0	0	0	0	0
10. Other	(f) 0	0	0	0	0	0	0	0	0	0	0	0
11. Total Individual Life	0	0	0	0	0	0	0	0	0	0	0	0
Group Life												
12. Whole	0	0	0	0	0	0	0	0	0	0	0	0
13. Term	0	0	0	0	0	0	0	0	0	0	0	0
14. Universal	0	0	0	0	0	0	0	0	0	0	0	0
15. Variable	0	0	0	0	0	0	0	0	0	0	0	0
16. Variable universal	0	0	0	0	0	0	0	0	0	0	0	0
17. Credit	0	0	0	0	0	0	0	0	0	0	0	0
18. Other	(f) 0	0	0	0	0	0	0	0	0	0	0	0
19. Total Group Life	0	0	0	0	0	0	0	0	0	0	0	0
Individual Annuities												
20. Fixed	0	0	0	0	0	0	0	0	0	0	0	0
21. Indexed	0	0	0	0	0	0	0	0	0	0	0	0
22. Variable with guarantees	0	0	0	0	0	0	0	0	0	0	0	0
23. Variable without guarantees	0	0	0	0	0	0	0	0	0	0	0	0
24. Life contingent payout	0	0	0	0	0	0	0	0	0	0	0	0
25. Other	(f) 0	0	0	0	0	0	0	0	0	0	0	0
26. Total Individual Annuities	0	0	0	0	0	0	0	0	0	0	0	0
Group Annuities												
27. Fixed	0	0	0	0	0	0	0	0	0	0	0	0
28. Indexed	0	0	0	0	0	0	0	0	0	0	0	0
29. Variable with guarantees	0	0	0	0	0	0	0	0	0	0	0	0
30. Variable without guarantees	0	0	0	0	0	0	0	0	0	0	0	0
31. Life contingent payout	0	0	0	0	0	0	0	0	0	0	0	0
32. Other	(f) 0	0	0	0	0	0	0	0	0	0	0	0
33. Total Group Annuities	0	0	0	0	0	0	0	0	0	0	0	0
Accident and Health												
34. Comprehensive individual	(d) 0	0	0	0	0	0	0	XXX	XXX	XXX	0	0
35. Comprehensive group	(d) 0	0	0	0	0	0	0	XXX	XXX	XXX	0	0
36. Medicare Supplement	(d) 0	0	0	0	0	0	0	XXX	XXX	XXX	0	0
37. Vision only	(d) 0	0	0	0	0	0	0	XXX	XXX	XXX	0	0
38. Dental only	(d) 0	0	0	0	0	0	0	XXX	XXX	XXX	0	0
39. Federal Employees Health Benefits Plan	(d) 0	0	0	0	0	0	0	XXX	XXX	XXX	0	0
40. Title XVIII Medicare	(d) 0 (e)	0	0	0	0	0	0	XXX	XXX	XXX	0	0
41. Title XIX Medicaid	(d) 0	0	0	0	0	0	0	XXX	XXX	XXX	0	0
42. Credit A&H	0	0	0	0	0	0	0	XXX	XXX	XXX	0	0
43. Disability income	(d) 757	0	0	0	0	0	0	XXX	XXX	XXX	0	0
44. Long-term care	(d) 0	0	0	0	0	0	0	XXX	XXX	XXX	0	0
45. Other health	(d) 0	0	0	0	0	0	0	XXX	XXX	XXX	0	0
46. Total Accident and Health	757	0	0	0	0	0	0	XXX	XXX	XXX	0	0
47. Total	757 (c)	0	0	0	0	0	0	0	0	0	0	0

ANNUAL STATEMENT FOR THE YEAR 2023 OF THE United Transportation Union Insurance Association

LIFE INSURANCE (STATE PAGE) (Continued)^(b)

NAIC Group Code		0000		BUSINESS IN THE STATE OF		Alaska		DURING THE YEAR							2023		NAIC Company Code		56413	
Line of Business		13 Incurred During Current Year	Direct Death Benefits, Matured Endowments Incurred and Annuity Benefits								22 Unpaid December 31, Current Year	Issued During Year		Other Changes to In Force (Net)		In Force December 31, Current Year (b)				
			Totals Paid		Reduction by Compromise		Amount Rejected		Total Settled During Current Year			23 Number of Pols/ Certs	24 Amount	25 Number of Pols/ Certs	26 Amount	27 Number of Pols/ Certs	28 Amount			
			14 Number of Pols/ Certs	15 Amount	16 Number of Pols/ Certs	17 Amount	18 Number of Pols/ Certs	19 Amount	20 Number of Pols/ Certs	21 Amount										
Individual Life																				
1. Industrial		0	0	0	0	0	0	0	0	0	0	0	0	0	0	0	0			
2. Whole		0	0	0	0	0	0	0	0	0	0	0	0	0	0	0	0			
3. Term		0	0	0	0	0	0	0	0	0	0	0	0	0	0	1	300,000			
4. Indexed		0	0	0	0	0	0	0	0	0	0	0	0	0	0	0	0			
5. Universal		0	0	0	0	0	0	0	0	0	0	0	0	0	0	0	0			
6. Universal with secondary guarantees		0	0	0	0	0	0	0	0	0	0	0	0	0	0	0	0			
7. Variable		0	0	0	0	0	0	0	0	0	0	0	0	0	0	0	0			
8. Variable universal		0	0	0	0	0	0	0	0	0	0	0	0	0	0	0	0			
9. Credit		0	0	0	0	0	0	0	0	0	0	0	0	0	0	0	0			
10. Other		(f) 0	0	0	0	0	0	0	0	0	0	0	0	0	0	0	0			
11. Total Individual Life		0	0	0	0	0	0	0	0	0	0	0	0	0	0	1	300,000			
Group Life																				
12. Whole		0	0	0	0	0	0	0	0	0	0	0	0	0	0	0	0			
13. Term		0	0	0	0	0	0	0	0	0	0	0	0	0	0	0	0			
14. Universal		0	0	0	0	0	0	0	0	0	0	0	0	0	0	0	0			
15. Variable		0	0	0	0	0	0	0	0	0	0	0	0	0	0	0	0			
16. Variable universal		0	0	0	0	0	0	0	0	0	0	0	0	0	0	0	0			
17. Credit		0	0	0	0	0	0	0	0	0	0	0	0	0	0	0	0			
18. Other		(f) 0	0	0	0	0	0	0	0	0	0	0	0	0	0	0	0 (a)			
19. Total Group Life		0	0	0	0	0	0	0	0	0	0	0	0	0	0	0	0			
Individual Annuities																				
20. Fixed		0	0	0	0	0	0	0	0	0	0	0	0	0	9,885	5	257,027			
21. Indexed		0	0	0	0	0	0	0	0	0	0	0	0	0	0	0	0			
22. Variable with guarantees		0	0	0	0	0	0	0	0	0	0	0	0	0	0	0	0			
23. Variable without guarantees		0	0	0	0	0	0	0	0	0	0	0	0	0	0	0	0			
24. Life contingent payout		0	0	0	0	0	0	0	0	0	0	0	0	0	0	0	0			
25. Other		(f) 0	0	0	0	0	0	0	0	0	0	0	0	0	0	0	0			
26. Total Individual Annuities		0	0	0	0	0	0	0	0	0	0	0	0	0	9,885	5	257,027			
Group Annuities																				
27. Fixed		0	0	0	0	0	0	0	0	0	0	0	0	0	0	0	0			
28. Indexed		0	0	0	0	0	0	0	0	0	0	0	0	0	0	0	0			
29. Variable with guarantees		0	0	0	0	0	0	0	0	0	0	0	0	0	0	0	0			
30. Variable without guarantees		0	0	0	0	0	0	0	0	0	0	0	0	0	0	0	0			
31. Life contingent payout		0	0	0	0	0	0	0	0	0	0	0	0	0	0	0	0			
32. Other		(f) 0	0	0	0	0	0	0	0	0	0	0	0	0	0	0	0			
33. Total Group Annuities		0	0	0	0	0	0	0	0	0	0	0	0	0	0	0	0			
Accident and Health																				
34. Comprehensive individual		(d) XXX	XXX	XXX	XXX	XXX	XXX	XXX	XXX	XXX	XXX	0	0	0	0	0	0			
35. Comprehensive group		(d) XXX	XXX	XXX	XXX	XXX	XXX	XXX	XXX	XXX	XXX	0	0	0	0	0	0			
36. Medicare Supplement		(d) XXX	XXX	XXX	XXX	XXX	XXX	XXX	XXX	XXX	XXX	0	0	0	0	0	0			
37. Vision only		(d) XXX	XXX	XXX	XXX	XXX	XXX	XXX	XXX	XXX	XXX	0	0	0	0	0	0			
38. Dental only		(d) XXX	XXX	XXX	XXX	XXX	XXX	XXX	XXX	XXX	XXX	0	0	0	0	0	0			
39. Federal Employees Health Benefits Plan		(d) XXX	XXX	XXX	XXX	XXX	XXX	XXX	XXX	XXX	XXX	0	0	0	0	0	0			
40. Title XVIII Medicare		(d) XXX	XXX	XXX	XXX	XXX	XXX	XXX	XXX	XXX	XXX	0	0	0	0	0	0			
41. Title XIX Medicaid		(d) XXX	XXX	XXX	XXX	XXX	XXX	XXX	XXX	XXX	XXX	0	0	0	0	0	0			
42. Credit A&H		XXX	XXX	XXX	XXX	XXX	XXX	XXX	XXX	XXX	XXX	0	0	0	0	0	0			
43. Disability income		(d) XXX	XXX	XXX	XXX	XXX	XXX	XXX	XXX	XXX	XXX	0	0	0	0	0	0			
44. Long-term care		(d) XXX	XXX	XXX	XXX	XXX	XXX	XXX	XXX	XXX	XXX	0	0	0	0	0	0			
45. Other health		(d) XXX	XXX	XXX	XXX	XXX	XXX	XXX	XXX	XXX	XXX	0	0	0	(130)	6	648			
46. Total Accident and Health		XXX	XXX	XXX	XXX	XXX	XXX	XXX	XXX	XXX	XXX	0	0	0	(130)	6	648			
47. TOTAL		0	0	0	0	0	0	0	0	0	0	0	0	0	9,755	12	557,675			

(a) Includes Group Credit Life Insurance Loans less than or equal to 60 months at issue, prior year \$0 , current year \$0 Loans greater than 60 months at issue BUT NOT GREATER THAN 120 MONTHS prior year \$0 , current year \$0

(b) Corporate Owned Life Insurance/BOLI: 1) Number of policies:0 2) covering number of lives:0 3) face amount \$0

(c) Deposit-Type Contract Considerations NOT included in Total Premiums and Annuities Considerations: Individual: \$0 Group: \$0 Total: \$0

(d) For health business on indicated lines report: Number of persons insured under PPO managed care products0 and number of persons insured under indemnity only products0

(e) For health premiums written: amount of Medicare Title XVIII exempt from state taxes or fees \$0

(f) Certain Separate Account products are included in "Other" product categories in the table(s) above:

1. Individual Life - Other includes the following amounts related to Separate Account policies: Column 1) \$0 Column 7) \$0 Column 12) \$0

2. Group Life - Other includes the following amounts related to Separate Account policies: Column 1) \$0 Column 7) \$0 Column 12) \$0

3. Individual Annuities - Other includes the following amounts related to Separate Account policies: Column 1) \$0 Column 7) \$0 Column 12) \$0

4. Group Annuities - Other includes the following amounts related to Separate Account policies: Column 1) \$0 Column 7) \$0 Column 12) \$0



ANNUAL STATEMENT FOR THE YEAR 2023 OF THE United Transportation Union Insurance Association
LIFE INSURANCE (STATE PAGE)^(b)

NAIC Group Code 0000 BUSINESS IN THE STATE OF Arizona DURING THE YEAR 2023 NAIC Company Code 56413

Line of Business	1 Premiums and Annuities Considerations	2 Other Considerations	Dividends to Policyholders/Refunds to Members				7 Total (Col. 3+4+5+6)	8 Death and Annuity Benefits	Claims and Benefits Paid			
			3 Paid in Cash or Left on Deposit	4 Applied to Pay Renewal Premiums	5 Applied to Provide Paid-Up Additions or Shorten the Endowment or Premium-Paying Period	6 Other			9 Matured Endowments	10 Surrender Values and Withdrawals for Life Contracts	11 All Other Benefits	12 Total (Sum Columns 8 through 11)
Individual Life												
1. Industrial	0	0	0	0	0	0	0	0	0	0	0	0
2. Whole	33,478	0	15	0	0	0	15	10,687	2,000	0	2,056	14,743
3. Term	30,202	0	0	0	0	0	0	0	0	0	0	0
4. Indexed	0	0	0	0	0	0	0	0	0	0	0	0
5. Universal	408	0	0	0	0	0	0	0	0	0	0	0
6. Universal with secondary guarantees	0	0	0	0	0	0	0	0	0	0	0	0
7. Variable	0	0	0	0	0	0	0	0	0	0	0	0
8. Variable universal	0	0	0	0	0	0	0	0	0	0	0	0
9. Credit	0	0	0	0	0	0	0	0	0	0	0	0
10. Other	(f) 0	0	0	0	0	0	0	0	0	0	0	0
11. Total Individual Life	64,089	0	15	0	0	0	15	10,687	2,000	0	2,056	14,743
Group Life												
12. Whole	0	0	0	0	0	0	0	0	0	0	0	0
13. Term	0	0	0	0	0	0	0	0	0	0	0	0
14. Universal	0	0	0	0	0	0	0	0	0	0	0	0
15. Variable	0	0	0	0	0	0	0	0	0	0	0	0
16. Variable universal	0	0	0	0	0	0	0	0	0	0	0	0
17. Credit	0	0	0	0	0	0	0	0	0	0	0	0
18. Other	(f) 0	0	0	0	0	0	0	0	0	0	0	0
19. Total Group Life	0	0	0	0	0	0	0	0	0	0	0	0
Individual Annuities												
20. Fixed	6,850	0	0	0	0	0	0	20,001	0	0	0	20,001
21. Indexed	0	0	0	0	0	0	0	0	0	0	0	0
22. Variable with guarantees	0	0	0	0	0	0	0	0	0	0	0	0
23. Variable without guarantees	0	0	0	0	0	0	0	0	0	0	0	0
24. Life contingent payout	0	0	0	0	0	0	0	0	0	0	0	0
25. Other	(f) 0	0	0	0	0	0	0	0	0	0	0	0
26. Total Individual Annuities	6,850	0	0	0	0	0	0	20,001	0	0	0	20,001
Group Annuities												
27. Fixed	0	0	0	0	0	0	0	0	0	0	0	0
28. Indexed	0	0	0	0	0	0	0	0	0	0	0	0
29. Variable with guarantees	0	0	0	0	0	0	0	0	0	0	0	0
30. Variable without guarantees	0	0	0	0	0	0	0	0	0	0	0	0
31. Life contingent payout	0	0	0	0	0	0	0	0	0	0	0	0
32. Other	(f) 0	0	0	0	0	0	0	0	0	0	0	0
33. Total Group Annuities	0	0	0	0	0	0	0	0	0	0	0	0
Accident and Health												
34. Comprehensive individual	(d) 0	0	0	0	0	0	0	XXX	XXX	XXX	0	0
35. Comprehensive group	(d) 0	0	0	0	0	0	0	XXX	XXX	XXX	0	0
36. Medicare Supplement	(d) 0	0	0	0	0	0	0	XXX	XXX	XXX	0	0
37. Vision only	(d) 0	0	0	0	0	0	0	XXX	XXX	XXX	0	0
38. Dental only	(d) 0	0	0	0	0	0	0	XXX	XXX	XXX	0	0
39. Federal Employees Health Benefits Plan	(d) 0	0	0	0	0	0	0	XXX	XXX	XXX	0	0
40. Title XVIII Medicare	(d) 0 (e) 0	0	0	0	0	0	0	XXX	XXX	XXX	0	0
41. Title XIX Medicaid	(d) 0	0	0	0	0	0	0	XXX	XXX	XXX	0	0
42. Credit A&H	0	0	0	0	0	0	0	XXX	XXX	XXX	0	0
43. Disability income	(d) 30,906	0	0	0	0	0	0	XXX	XXX	XXX	4,221	4,221
44. Long-term care	(d) 0	0	0	0	0	0	0	XXX	XXX	XXX	0	0
45. Other health	(d) 22,274	0	0	0	0	0	0	XXX	XXX	XXX	0	0
46. Total Accident and Health	53,180	0	0	0	0	0	0	XXX	XXX	XXX	4,221	4,221
47. Total	124,119 (c)	0	15	0	0	0	15	30,689	2,000	0	6,276	38,965

ANNUAL STATEMENT FOR THE YEAR 2023 OF THE United Transportation Union Insurance Association
LIFE INSURANCE (STATE PAGE) (Continued)^(b)

NAIC Group Code		0000		BUSINESS IN THE STATE OF		Arizona		DURING THE YEAR		2023		NAIC Company Code		56413			
Line of Business		Direct Death Benefits, Matured Endowments Incurred and Annuity Benefits															
		13 Incurred During Current Year	Claims Settled During Current Year								22 Unpaid December 31, Current Year	Issued During Year		Other Changes to In Force (Net)		In Force December 31, Current Year (b)	
			Totals Paid		Reduction by Compromise		Amount Rejected		Total Settled During Current Year			23 Number of Pols/ Certs	24 Amount	25 Number of Pols/ Certs	26 Amount	27 Number of Pols/ Certs	28 Amount
			14 Number of Pols/ Certs	15 Amount	16 Number of Pols/ Certs	17 Amount	18 Number of Pols/ Certs	19 Amount	20 Number of Pols/ Certs	21 Amount							
Individual Life																	
1. Industrial		0	0	0	0	0	0	0	0	0	0	0	0	0	0	0	
2. Whole		13,687	3	12,687	0	0	0	0	3	12,687	1,000	2	52,975	(9)	(110,668)	70	2,033,248
3. Term		0	0	0	0	0	0	0	0	0	0	0	0	(2)	(285,000)	47	7,503,763
4. Indexed		0	0	0	0	0	0	0	0	0	0	0	0	0	0	0	0
5. Universal		0	0	0	0	0	0	0	0	0	0	0	0	(1)	(25,000)	1	11,981
6. Universal with secondary guarantees		0	0	0	0	0	0	0	0	0	0	0	0	0	0	0	0
7. Variable		0	0	0	0	0	0	0	0	0	0	0	0	0	0	0	0
8. Variable universal		0	0	0	0	0	0	0	0	0	0	0	0	0	0	0	0
9. Credit		0	0	0	0	0	0	0	0	0	0	0	0	0	0	0	0
10. Other		(f)	0	0	0	0	0	0	0	0	0	0	0	0	0	0	0
11. Total Individual Life		13,687	3	12,687	0	0	0	0	3	12,687	1,000	2	52,975	(12)	(420,668)	118	9,548,992
Group Life																	
12. Whole		0	0	0	0	0	0	0	0	0	0	0	0	0	0	0	0
13. Term		0	0	0	0	0	0	0	0	0	0	0	0	0	0	0	0
14. Universal		0	0	0	0	0	0	0	0	0	0	0	0	0	0	0	0
15. Variable		0	0	0	0	0	0	0	0	0	0	0	0	0	0	0	0
16. Variable universal		0	0	0	0	0	0	0	0	0	0	0	0	0	0	0	0
17. Credit		0	0	0	0	0	0	0	0	0	0	0	0	0	0	0	0
18. Other		(f)	0	0	0	0	0	0	0	0	0	0	0	0	0	0	0 (a)
19. Total Group Life		0	0	0	0	0	0	0	0	0	0	0	0	0	0	0	0
Individual Annuities																	
20. Fixed		21,503	12	21,503	0	0	0	0	12	21,503	0	0	0	(2)	10,836	32	710,972
21. Indexed		0	0	0	0	0	0	0	0	0	0	0	0	0	0	0	0
22. Variable with guarantees		0	0	0	0	0	0	0	0	0	0	0	0	0	0	0	0
23. Variable without guarantees		0	0	0	0	0	0	0	0	0	0	0	0	0	0	0	0
24. Life contingent payout		0	0	0	0	0	0	0	0	0	0	0	0	0	0	0	0
25. Other		(f)	0	0	0	0	0	0	0	0	0	0	0	0	0	0	0
26. Total Individual Annuities		21,503	12	21,503	0	0	0	0	12	21,503	0	0	0	(2)	10,836	32	710,972
Group Annuities																	
27. Fixed		0	0	0	0	0	0	0	0	0	0	0	0	0	0	0	0
28. Indexed		0	0	0	0	0	0	0	0	0	0	0	0	0	0	0	0
29. Variable with guarantees		0	0	0	0	0	0	0	0	0	0	0	0	0	0	0	0
30. Variable without guarantees		0	0	0	0	0	0	0	0	0	0	0	0	0	0	0	0
31. Life contingent payout		0	0	0	0	0	0	0	0	0	0	0	0	0	0	0	0
32. Other		(f)	0	0	0	0	0	0	0	0	0	0	0	0	0	0	0
33. Total Group Annuities		0	0	0	0	0	0	0	0	0	0	0	0	0	0	0	0
Accident and Health																	
34. Comprehensive individual		(d)	XXX	XXX	XXX	XXX	XXX	XXX	XXX	XXX	XXX	0	0	0	0	0	0
35. Comprehensive group		(d)	XXX	XXX	XXX	XXX	XXX	XXX	XXX	XXX	XXX	0	0	0	0	0	0
36. Medicare Supplement		(d)	XXX	XXX	XXX	XXX	XXX	XXX	XXX	XXX	XXX	0	0	0	0	0	0
37. Vision only		(d)	XXX	XXX	XXX	XXX	XXX	XXX	XXX	XXX	XXX	0	0	0	0	0	0
38. Dental only		(d)	XXX	XXX	XXX	XXX	XXX	XXX	XXX	XXX	XXX	0	0	0	0	0	0
39. Federal Employees Health Benefits Plan		(d)	XXX	XXX	XXX	XXX	XXX	XXX	XXX	XXX	XXX	0	0	0	0	0	0
40. Title XVIII Medicare		(d)	XXX	XXX	XXX	XXX	XXX	XXX	XXX	XXX	XXX	0	0	0	0	0	0
41. Title XIX Medicaid		(d)	XXX	XXX	XXX	XXX	XXX	XXX	XXX	XXX	XXX	0	0	0	0	0	0
42. Credit A&H			XXX	XXX	XXX	XXX	XXX	XXX	XXX	XXX	XXX	0	0	0	0	0	0
43. Disability income		(d)	XXX	XXX	XXX	XXX	XXX	XXX	XXX	XXX	XXX	1	2,160	(6)	(6,669)	27	17,976
44. Long-term care		(d)	XXX	XXX	XXX	XXX	XXX	XXX	XXX	XXX	XXX	0	0	0	0	0	0
45. Other health		(d)	XXX	XXX	XXX	XXX	XXX	XXX	XXX	XXX	XXX	28	5,364	(21)	(14,225)	239	27,849
46. Total Accident and Health			XXX	XXX	XXX	XXX	XXX	XXX	XXX	XXX	XXX	29	7,524	(27)	(20,894)	266	45,825
47. TOTAL			35,190	15	34,190	0	0	0	15	34,190	1,000	31	60,499	(41)	(430,726)	416	10,305,789

(a) Includes Group Credit Life Insurance Loans less than or equal to 60 months at issue, prior year \$0 , current year \$0 Loans greater than 60 months at issue BUT NOT GREATER THAN 120 MONTHS prior year \$0 , current year \$0

(b) Corporate Owned Life Insurance/BOLI: 1) Number of policies:0 2) covering number of lives:0 3) face amount \$0

(c) Deposit-Type Contract Considerations NOT included in Total Premiums and Annuities Considerations: Individual: \$0 Group: \$0 Total: \$0

(d) For health business on indicated lines report: Number of persons insured under PPO managed care products0 and number of persons insured under indemnity only products0

(e) For health premiums written: amount of Medicare Title XVIII exempt from state taxes or fees \$0

(f) Certain Separate Account products are included in "Other" product categories in the table(s) above:

1. Individual Life - Other includes the following amounts related to Separate Account policies:

Column 1) \$0 Column 7) \$0 Column 12) \$0

2. Group Life - Other includes the following amounts related to Separate Account policies:

Column 1) \$0 Column 7) \$0 Column 12) \$0

3. Individual Annuities - Other includes the following amounts related to Separate Account policies:

Column 1) \$0 Column 7) \$0 Column 12) \$0

4. Group Annuities - Other includes the following amounts related to Separate Account policies:

Column 1) \$0 Column 7) \$0 Column 12) \$0



ANNUAL STATEMENT FOR THE YEAR 2023 OF THE United Transportation Union Insurance Association
LIFE INSURANCE (STATE PAGE)^(b)

NAIC Group Code 0000 BUSINESS IN THE STATE OF Arkansas DURING THE YEAR 2023 NAIC Company Code 56413

Line of Business	1 Premiums and Annuities Considerations	2 Other Considerations	Dividends to Policyholders/Refunds to Members				7 Total (Col. 3+4+5+6)	8 Death and Annuity Benefits	Claims and Benefits Paid			
			3 Paid in Cash or Left on Deposit	4 Applied to Pay Renewal Premiums	5 Applied to Provide Paid-Up Additions or Shorten the Endowment or Premium-Paying Period	6 Other			9 Matured Endowments	10 Surrender Values and Withdrawals for Life Contracts	11 All Other Benefits	12 Total (Sum Columns 8 through 11)
Individual Life												
1. Industrial	0	0	0	0	0	0	0	0	0	0	0	0
2. Whole	41,757	0	36	0	0	0	36	0	0	0	0	0
3. Term	63,272	0	0	0	0	0	0	50,000	0	0	0	50,000
4. Indexed	0	0	0	0	0	0	0	0	0	0	0	0
5. Universal	5,992	0	0	0	0	0	0	0	0	0	0	0
6. Universal with secondary guarantees	0	0	0	0	0	0	0	0	0	0	0	0
7. Variable	0	0	0	0	0	0	0	0	0	0	0	0
8. Variable universal	0	0	0	0	0	0	0	0	0	0	0	0
9. Credit	0	0	0	0	0	0	0	0	0	0	0	0
10. Other	(f) 0	0	0	0	0	0	0	0	0	0	0	0
11. Total Individual Life	111,021	0	36	0	0	0	36	50,000	0	0	0	50,000
Group Life												
12. Whole	0	0	0	0	0	0	0	0	0	0	0	0
13. Term	0	0	0	0	0	0	0	0	0	0	0	0
14. Universal	0	0	0	0	0	0	0	0	0	0	0	0
15. Variable	0	0	0	0	0	0	0	0	0	0	0	0
16. Variable universal	0	0	0	0	0	0	0	0	0	0	0	0
17. Credit	0	0	0	0	0	0	0	0	0	0	0	0
18. Other	(f) 0	0	0	0	0	0	0	0	0	0	0	0
19. Total Group Life	0	0	0	0	0	0	0	0	0	0	0	0
Individual Annuities												
20. Fixed	3,480	0	0	0	0	0	0	107,345	0	0	0	107,345
21. Indexed	0	0	0	0	0	0	0	0	0	0	0	0
22. Variable with guarantees	0	0	0	0	0	0	0	0	0	0	0	0
23. Variable without guarantees	0	0	0	0	0	0	0	0	0	0	0	0
24. Life contingent payout	0	0	0	0	0	0	0	0	0	0	0	0
25. Other	(f) 0	0	0	0	0	0	0	0	0	0	4,959	4,959
26. Total Individual Annuities	3,480	0	0	0	0	0	0	107,345	0	0	4,959	112,303
Group Annuities												
27. Fixed	0	0	0	0	0	0	0	0	0	0	0	0
28. Indexed	0	0	0	0	0	0	0	0	0	0	0	0
29. Variable with guarantees	0	0	0	0	0	0	0	0	0	0	0	0
30. Variable without guarantees	0	0	0	0	0	0	0	0	0	0	0	0
31. Life contingent payout	0	0	0	0	0	0	0	0	0	0	0	0
32. Other	(f) 0	0	0	0	0	0	0	0	0	0	0	0
33. Total Group Annuities	0	0	0	0	0	0	0	0	0	0	0	0
Accident and Health												
34. Comprehensive individual	(d) 0	0	0	0	0	0	0	XXX	XXX	XXX	0	0
35. Comprehensive group	(d) 0	0	0	0	0	0	0	XXX	XXX	XXX	0	0
36. Medicare Supplement	(d) 0	0	0	0	0	0	0	XXX	XXX	XXX	0	0
37. Vision only	(d) 0	0	0	0	0	0	0	XXX	XXX	XXX	0	0
38. Dental only	(d) 0	0	0	0	0	0	0	XXX	XXX	XXX	0	0
39. Federal Employees Health Benefits Plan	(d) 0	0	0	0	0	0	0	XXX	XXX	XXX	0	0
40. Title XVIII Medicare	(d) 0 (e)	0	0	0	0	0	0	XXX	XXX	XXX	0	0
41. Title XIX Medicaid	(d) 0	0	0	0	0	0	0	XXX	XXX	XXX	0	0
42. Credit A&H	0	0	0	0	0	0	0	XXX	XXX	XXX	0	0
43. Disability income	(d) 29,068	0	0	0	0	0	0	XXX	XXX	XXX	2,532	2,532
44. Long-term care	(d) 0	0	0	0	0	0	0	XXX	XXX	XXX	0	0
45. Other health	(d) 21,725	0	0	0	0	0	0	XXX	XXX	XXX	369	369
46. Total Accident and Health	50,793	0	0	0	0	0	0	XXX	XXX	XXX	2,902	2,902
47. Total	165,295 (c)	0	36	0	0	0	36	157,345	0	0	7,861	165,205

ANNUAL STATEMENT FOR THE YEAR 2023 OF THE United Transportation Union Insurance Association

LIFE INSURANCE (STATE PAGE) (Continued)^(b)

NAIC Group Code		0000		BUSINESS IN THE STATE OF		Arkansas		DURING THE YEAR		2023		NAIC Company Code		56413					
Line of Business		Direct Death Benefits, Matured Endowments Incurred and Annuity Benefits										22		Policy Exhibit					
		13		Claims Settled During Current Year										Issued During Year		Other Changes to In Force (Net)		In Force December 31, Current Year (b)	
				Totals Paid		Reduction by Compromise		Amount Rejected		Total Settled During Current Year		23	24			25	26	27	28
		14	15	16	17	18	19	20	21	Unpaid December 31, Current Year	Number of Pols/ Certs	Amount	Number of Pols/ Certs	Amount	Number of Pols/ Certs	Amount			
		Incurred During Current Year	Number of Pols/ Certs	Amount	Number of Pols/ Certs	Amount	Number of Pols/ Certs	Amount	Number of Pols/ Certs	Amount									
Individual Life																			
1. Industrial		0	0	0	0	0	0	0	0	0	0	0	0	0	0	0			
2. Whole		0	0	0	0	0	0	0	0	0	0	4	185,000	(2)	(13,246)	128	2,573,119		
3. Term		50,000	1	50,000	0	0	0	0	1	50,000	0	3	150,000	(18)	(971,077)	81	5,801,260		
4. Indexed		0	0	0	0	0	0	0	0	0	0	0	0	0	0	0	0		
5. Universal		0	0	0	0	0	0	0	0	0	0	0	0	0	0	31	549,839		
6. Universal with secondary guarantees		0	0	0	0	0	0	0	0	0	0	0	0	0	0	0	0		
7. Variable		0	0	0	0	0	0	0	0	0	0	0	0	0	0	0	0		
8. Variable universal		0	0	0	0	0	0	0	0	0	0	0	0	0	0	0	0		
9. Credit		0	0	0	0	0	0	0	0	0	0	0	0	0	0	0	0		
10. Other		0	0	0	0	0	0	0	0	0	0	0	0	0	0	0	0		
11. Total Individual Life		50,000	1	50,000	0	0	0	0	1	50,000	0	7	335,000	(20)	(984,323)	240	8,924,218		
Group Life																			
12. Whole		0	0	0	0	0	0	0	0	0	0	0	0	0	0	0	0		
13. Term		0	0	0	0	0	0	0	0	0	0	0	0	0	0	0	0		
14. Universal		0	0	0	0	0	0	0	0	0	0	0	0	0	0	0	0		
15. Variable		0	0	0	0	0	0	0	0	0	0	0	0	0	0	0	0		
16. Variable universal		0	0	0	0	0	0	0	0	0	0	0	0	0	0	0	0		
17. Credit		0	0	0	0	0	0	0	0	0	0	0	0	0	0	0	0		
18. Other		0	0	0	0	0	0	0	0	0	0	0	0	0	0	0	0 (a)		
19. Total Group Life		0	0	0	0	0	0	0	0	0	0	0	0	0	0	0	0		
Individual Annuities																			
20. Fixed		107,345	47	107,345	0	0	0	0	47	107,345	0	0	0	(2)	(72,376)	33	792,601		
21. Indexed		0	0	0	0	0	0	0	0	0	0	0	0	0	0	0	0		
22. Variable with guarantees		0	0	0	0	0	0	0	0	0	0	0	0	0	0	0	0		
23. Variable without guarantees		0	0	0	0	0	0	0	0	0	0	0	0	0	0	0	0		
24. Life contingent payout		0	0	0	0	0	0	0	0	0	0	0	0	0	0	0	0		
25. Other		4,959	12	4,959	0	0	0	0	12	4,959	0	0	0	0	(4,468)	1	8,785		
26. Total Individual Annuities		112,304	59	112,304	0	0	0	0	59	112,304	0	0	0	(2)	(76,844)	34	801,386		
Group Annuities																			
27. Fixed		0	0	0	0	0	0	0	0	0	0	0	0	0	0	0	0		
28. Indexed		0	0	0	0	0	0	0	0	0	0	0	0	0	0	0	0		
29. Variable with guarantees		0	0	0	0	0	0	0	0	0	0	0	0	0	0	0	0		
30. Variable without guarantees		0	0	0	0	0	0	0	0	0	0	0	0	0	0	0	0		
31. Life contingent payout		0	0	0	0	0	0	0	0	0	0	0	0	0	0	0	0		
32. Other		0	0	0	0	0	0	0	0	0	0	0	0	0	0	0	0		
33. Total Group Annuities		0	0	0	0	0	0	0	0	0	0	0	0	0	0	0	0		
Accident and Health																			
34. Comprehensive individual		(d)	XXX	XXX	XXX	XXX	XXX	XXX	XXX	XXX	XXX	0	0	0	0	0	0		
35. Comprehensive group		(d)	XXX	XXX	XXX	XXX	XXX	XXX	XXX	XXX	XXX	0	0	0	0	0	0		
36. Medicare Supplement		(d)	XXX	XXX	XXX	XXX	XXX	XXX	XXX	XXX	XXX	0	0	0	0	0	0		
37. Vision only		(d)	XXX	XXX	XXX	XXX	XXX	XXX	XXX	XXX	XXX	0	0	0	0	0	0		
38. Dental only		(d)	XXX	XXX	XXX	XXX	XXX	XXX	XXX	XXX	XXX	0	0	0	0	0	0		
39. Federal Employees Health Benefits Plan		(d)	XXX	XXX	XXX	XXX	XXX	XXX	XXX	XXX	XXX	0	0	0	0	0	0		
40. Title XVIII Medicare		(d)	XXX	XXX	XXX	XXX	XXX	XXX	XXX	XXX	XXX	0	0	0	0	0	0		
41. Title XIX Medicaid		(d)	XXX	XXX	XXX	XXX	XXX	XXX	XXX	XXX	XXX	0	0	0	0	0	0		
42. Credit A&H			XXX	XXX	XXX	XXX	XXX	XXX	XXX	XXX	XXX	0	0	0	0	0	0		
43. Disability income		(d)	XXX	XXX	XXX	XXX	XXX	XXX	XXX	XXX	XXX	0	0	(1)	(1,845)	34	13,987		
44. Long-term care		(d)	XXX	XXX	XXX	XXX	XXX	XXX	XXX	XXX	XXX	0	0	0	0	0	0		
45. Other health		(d)	XXX	XXX	XXX	XXX	XXX	XXX	XXX	XXX	XXX	44	7,812	(20)	(16,638)	384	31,760		
46. Total Accident and Health			XXX	XXX	XXX	XXX	XXX	XXX	XXX	XXX	XXX	44	7,812	(21)	(18,483)	418	45,747		
47. TOTAL			162,304	60	162,304	0	0	0	60	162,304	0	51	342,812	(43)	(1,079,650)	692	9,771,351		

(a) Includes Group Credit Life Insurance Loans less than or equal to 60 months at issue, prior year \$ 0 , current year \$ 0 Loans greater than 60 months at issue BUT NOT GREATER THAN 120 MONTHS prior year \$ 0 , current year \$ 0

(b) Corporate Owned Life Insurance/BOLI: 1) Number of policies: 0 2) covering number of lives: 0 3) face amount \$ 0

(c) Deposit-Type Contract Considerations NOT included in Total Premiums and Annuities Considerations: Individual: \$ 0 Group: \$ 0 Total: \$ 0

(d) For health business on indicated lines report: Number of persons insured under PPO managed care products 0 and number of persons insured under indemnity only products 0

(e) For health premiums written: amount of Medicare Title XVIII exempt from state taxes or fees \$ 0

(f) Certain Separate Account products are included in "Other" product categories in the table(s) above:

1. Individual Life - Other includes the following amounts related to Separate Account policies: Column 1) \$ 0 Column 7) \$ 0 Column 12) \$ 0

2. Group Life - Other includes the following amounts related to Separate Account policies: Column 1) \$ 0 Column 7) \$ 0 Column 12) \$ 0

3. Individual Annuities - Other includes the following amounts related to Separate Account policies: Column 1) \$ 0 Column 7) \$ 0 Column 12) \$ 0

4. Group Annuities - Other includes the following amounts related to Separate Account policies: Column 1) \$ 0 Column 7) \$ 0 Column 12) \$ 0



ANNUAL STATEMENT FOR THE YEAR 2023 OF THE United Transportation Union Insurance Association
LIFE INSURANCE (STATE PAGE)^(b)

NAIC Group Code 0000 BUSINESS IN THE STATE OF California DURING THE YEAR 2023 NAIC Company Code 56413

Line of Business	1 Premiums and Annuities Considerations	2 Other Considerations	Dividends to Policyholders/Refunds to Members					Claims and Benefits Paid				
			3 Paid in Cash or Left on Deposit	4 Applied to Pay Renewal Premiums	5 Applied to Provide Paid-Up Additions or Shorten the Endowment or Premium-Paying Period	6 Other	7 Total (Col. 3+4+5+6)	8 Death and Annuity Benefits	9 Matured Endowments	10 Surrender Values and Withdrawals for Life Contracts	11 All Other Benefits	12 Total (Sum Columns 8 through 11)
Individual Life												
1. Industrial	0	0	0	0	0	0	0	0	0	0	0	0
2. Whole	326,615	0	222	0	0	0	222	122,212	20,000	0	6,472	148,685
3. Term	240,120	0	0	0	0	0	0	0	0	0	3,625	3,625
4. Indexed	0	0	0	0	0	0	0	0	0	0	0	0
5. Universal	30,554	0	0	0	0	0	0	29,219	0	0	283	29,502
6. Universal with secondary guarantees	0	0	0	0	0	0	0	0	0	0	0	0
7. Variable	0	0	0	0	0	0	0	0	0	0	0	0
8. Variable universal	0	0	0	0	0	0	0	0	0	0	0	0
9. Credit	0	0	0	0	0	0	0	0	0	0	0	0
10. Other	(f) 0	0	0	0	0	0	0	0	0	0	0	0
11. Total Individual Life	597,290	0	222	0	0	0	222	151,432	20,000	0	10,380	181,812
Group Life												
12. Whole	0	0	0	0	0	0	0	0	0	0	0	0
13. Term	0	0	0	0	0	0	0	0	0	0	0	0
14. Universal	0	0	0	0	0	0	0	0	0	0	0	0
15. Variable	0	0	0	0	0	0	0	0	0	0	0	0
16. Variable universal	0	0	0	0	0	0	0	0	0	0	0	0
17. Credit	0	0	0	0	0	0	0	0	0	0	0	0
18. Other	(f) 0	0	0	0	0	0	0	0	0	0	0	0
19. Total Group Life	0	0	0	0	0	0	0	0	0	0	0	0
Individual Annuities												
20. Fixed	35,917	0	0	0	0	0	0	221,424	0	0	0	221,424
21. Indexed	0	0	0	0	0	0	0	0	0	0	0	0
22. Variable with guarantees	0	0	0	0	0	0	0	0	0	0	0	0
23. Variable without guarantees	0	0	0	0	0	0	0	0	0	0	0	0
24. Life contingent payout	0	0	0	0	0	0	0	0	0	5,518	0	5,518
25. Other	(f) 0	0	0	0	0	0	0	0	0	0	33,984	33,984
26. Total Individual Annuities	35,917	0	0	0	0	0	0	221,424	0	5,518	33,984	260,926
Group Annuities												
27. Fixed	0	0	0	0	0	0	0	0	0	0	0	0
28. Indexed	0	0	0	0	0	0	0	0	0	0	0	0
29. Variable with guarantees	0	0	0	0	0	0	0	0	0	0	0	0
30. Variable without guarantees	0	0	0	0	0	0	0	0	0	0	0	0
31. Life contingent payout	0	0	0	0	0	0	0	0	0	0	0	0
32. Other	(f) 0	0	0	0	0	0	0	0	0	0	0	0
33. Total Group Annuities	0	0	0	0	0	0	0	0	0	0	0	0
Accident and Health												
34. Comprehensive individual	(d) 0	0	0	0	0	0	0	XXX	XXX	XXX	0	0
35. Comprehensive group	(d) 0	0	0	0	0	0	0	XXX	XXX	XXX	0	0
36. Medicare Supplement	(d) 0	0	0	0	0	0	0	XXX	XXX	XXX	0	0
37. Vision only	(d) 0	0	0	0	0	0	0	XXX	XXX	XXX	0	0
38. Dental only	(d) 0	0	0	0	0	0	0	XXX	XXX	XXX	0	0
39. Federal Employees Health Benefits Plan	(d) 0	0	0	0	0	0	0	XXX	XXX	XXX	0	0
40. Title XVIII Medicare	(d) 0 (e) 0	0	0	0	0	0	0	XXX	XXX	XXX	0	0
41. Title XIX Medicaid	(d) 0	0	0	0	0	0	0	XXX	XXX	XXX	0	0
42. Credit A&H	0	0	0	0	0	0	0	XXX	XXX	XXX	0	0
43. Disability income	(d) 240,783	0	0	0	0	0	0	XXX	XXX	XXX	101,087	101,087
44. Long-term care	(d) 0	0	0	0	0	0	0	XXX	XXX	XXX	0	0
45. Other health	(d) 430,579	0	0	0	0	0	0	XXX	XXX	XXX	36,625	36,625
46. Total Accident and Health	671,362	0	0	0	0	0	0	XXX	XXX	XXX	137,712	137,712
47. Total	1,304,569 (c)	0	222	0	0	0	222	372,856	20,000	5,518	182,076	580,450

ANNUAL STATEMENT FOR THE YEAR 2023 OF THE United Transportation Union Insurance Association

LIFE INSURANCE (STATE PAGE) (Continued)^(b)

NAIC Group Code		0000		BUSINESS IN THE STATE OF		California		DURING THE YEAR		2023		NAIC Company Code		56413					
Line of Business		Direct Death Benefits, Matured Endowments Incurred and Annuity Benefits										22		Policy Exhibit					
		13		Claims Settled During Current Year										Issued During Year		Other Changes to In Force (Net)		In Force December 31, Current Year (b)	
				Totals Paid		Reduction by Compromise		Amount Rejected		Total Settled During Current Year		23	24	25	26	27	28		
		14	15	16	17	18	19	20	21	Unpaid December 31, Current Year	Number of Pols/ Certs	Amount	Number of Pols/ Certs	Amount	Number of Pols/ Certs	Amount			
		Incurred During Current Year	Number of Pols/ Certs	Amount	Number of Pols/ Certs	Amount	Number of Pols/ Certs	Amount	Number of Pols/ Certs	Amount									
Individual Life																			
1. Industrial		0	0	0	0	0	0	0	0	0	0	0	0	0	0	0			
2. Whole		140,286	13	142,212	0	0	0	0	13	142,212	60,056	35	2,543,000	(82)	(3,565,627)	888	23,576,832		
3. Term		0	0	0	0	0	0	0	0	0	33,333	24	4,240,001	(31)	(3,855,210)	518	48,446,249		
4. Indexed		0	0	0	0	0	0	0	0	0	0	0	0	0	0	0	0		
5. Universal		29,219	3	29,219	0	0	0	0	3	29,219	0	0	0	(12)	(217,130)	118	2,635,166		
6. Universal with secondary guarantees		0	0	0	0	0	0	0	0	0	0	0	0	0	0	0	0		
7. Variable		0	0	0	0	0	0	0	0	0	0	0	0	0	0	0	0		
8. Variable universal		0	0	0	0	0	0	0	0	0	0	0	0	0	0	0	0		
9. Credit		0	0	0	0	0	0	0	0	0	0	0	0	0	0	0	0		
10. Other		0	0	0	0	0	0	0	0	0	0	0	0	0	0	0	0		
11. Total Individual Life		(f) 0	0	0	0	0	0	0	0	0	0	0	0	0	0	0	0		
		169,505	16	171,432	0	0	0	0	16	171,432	93,389	59	6,783,001	(125)	(7,637,967)	1,524	74,658,247		
Group Life																			
12. Whole		0	0	0	0	0	0	0	0	0	0	0	0	0	0	0	0		
13. Term		0	0	0	0	0	0	0	0	0	0	0	0	0	0	0	0		
14. Universal		0	0	0	0	0	0	0	0	0	0	0	0	0	0	0	0		
15. Variable		0	0	0	0	0	0	0	0	0	0	0	0	0	0	0	0		
16. Variable universal		0	0	0	0	0	0	0	0	0	0	0	0	0	0	0	0		
17. Credit		0	0	0	0	0	0	0	0	0	0	0	0	0	0	0	0		
18. Other		0	0	0	0	0	0	0	0	0	0	0	0	0	0	0	0		
19. Total Group Life		(f) 0	0	0	0	0	0	0	0	0	0	0	0	0	0	0	0		
Individual Annuities																			
20. Fixed		221,459	46	221,459	0	0	0	0	46	221,459	0	3	1,439	(6)	(78,035)	125	3,020,857		
21. Indexed		0	0	0	0	0	0	0	0	0	0	0	0	0	0	0	0		
22. Variable with guarantees		0	0	0	0	0	0	0	0	0	0	0	0	0	0	0	0		
23. Variable without guarantees		0	0	0	0	0	0	0	0	0	0	0	0	0	0	0	0		
24. Life contingent payout		5,518	9	5,518	0	0	0	0	9	5,518	0	0	0	0	0	0	0		
25. Other		(f) 33,984	24	33,984	0	0	0	0	24	33,984	0	0	0	0	(17,858)	2	359,006		
26. Total Individual Annuities		260,961	79	260,961	0	0	0	0	79	260,961	0	3	1,439	(6)	(95,893)	127	3,379,863		
Group Annuities																			
27. Fixed		0	0	0	0	0	0	0	0	0	0	0	0	0	0	0	0		
28. Indexed		0	0	0	0	0	0	0	0	0	0	0	0	0	0	0	0		
29. Variable with guarantees		0	0	0	0	0	0	0	0	0	0	0	0	0	0	0	0		
30. Variable without guarantees		0	0	0	0	0	0	0	0	0	0	0	0	0	0	0	0		
31. Life contingent payout		0	0	0	0	0	0	0	0	0	0	0	0	0	0	0	0		
32. Other		(f) 0	0	0	0	0	0	0	0	0	0	0	0	0	0	0	0		
33. Total Group Annuities		0	0	0	0	0	0	0	0	0	0	0	0	0	0	0	0		
Accident and Health																			
34. Comprehensive individual		(d) XXX	XXX	XXX	XXX	XXX	XXX	XXX	XXX	XXX	XXX	0	0	0	0	0	0		
35. Comprehensive group		(d) XXX	XXX	XXX	XXX	XXX	XXX	XXX	XXX	XXX	XXX	0	0	0	0	0	0		
36. Medicare Supplement		(d) XXX	XXX	XXX	XXX	XXX	XXX	XXX	XXX	XXX	XXX	0	0	0	0	0	0		
37. Vision only		(d) XXX	XXX	XXX	XXX	XXX	XXX	XXX	XXX	XXX	XXX	0	0	0	0	0	0		
38. Dental only		(d) XXX	XXX	XXX	XXX	XXX	XXX	XXX	XXX	XXX	XXX	0	0	0	0	0	0		
39. Federal Employees Health Benefits Plan		(d) XXX	XXX	XXX	XXX	XXX	XXX	XXX	XXX	XXX	XXX	0	0	0	0	0	0		
40. Title XVIII Medicare		(d) XXX	XXX	XXX	XXX	XXX	XXX	XXX	XXX	XXX	XXX	0	0	0	0	0	0		
41. Title XIX Medicaid		(d) XXX	XXX	XXX	XXX	XXX	XXX	XXX	XXX	XXX	XXX	0	0	0	0	0	0		
42. Credit A&H		XXX	XXX	XXX	XXX	XXX	XXX	XXX	XXX	XXX	XXX	0	0	0	0	0	0		
43. Disability income		(d) XXX	XXX	XXX	XXX	XXX	XXX	XXX	XXX	XXX	XXX	2	1,282	(21)	(17,234)	151	69,817		
44. Long-term care		(d) XXX	XXX	XXX	XXX	XXX	XXX	XXX	XXX	XXX	XXX	0	0	0	0	0	0		
45. Other health		(d) XXX	XXX	XXX	XXX	XXX	XXX	XXX	XXX	XXX	XXX	745	151,998	(471)	(246,014)	3,144	582,533		
46. Total Accident and Health		XXX	XXX	XXX	XXX	XXX	XXX	XXX	XXX	XXX	XXX	747	153,280	(492)	(263,248)	3,295	652,350		
47. TOTAL			430,466	95	432,393	0	0	0	95	432,393	93,389	809	6,937,720	(623)	(7,997,108)	4,946	78,690,460		

(a) Includes Group Credit Life Insurance Loans less than or equal to 60 months at issue, prior year \$0 , current year \$0 Loans greater than 60 months at issue BUT NOT GREATER THAN 120 MONTHS prior year \$0 , current year \$0

(b) Corporate Owned Life Insurance/BOLI: 1) Number of policies:0 2) covering number of lives:0 3) face amount \$0

(c) Deposit-Type Contract Considerations NOT included in Total Premiums and Annuities Considerations: Individual: \$0 Group: \$0 Total: \$0

(d) For health business on indicated lines report: Number of persons insured under PPO managed care products0 and number of persons insured under indemnity only products0

(e) For health premiums written: amount of Medicare Title XVIII exempt from state taxes or fees \$0

(f) Certain Separate Account products are included in "Other" product categories in the table(s) above:

1. Individual Life - Other includes the following amounts related to Separate Account policies:

Column 1) \$0 Column 7) \$0 Column 12) \$0

2. Group Life - Other includes the following amounts related to Separate Account policies:

Column 1) \$0 Column 7) \$0 Column 12) \$0

3. Individual Annuities - Other includes the following amounts related to Separate Account policies:

Column 1) \$0 Column 7) \$0 Column 12) \$0

4. Group Annuities - Other includes the following amounts related to Separate Account policies:

Column 1) \$0 Column 7) \$0 Column 12) \$0



ANNUAL STATEMENT FOR THE YEAR 2023 OF THE United Transportation Union Insurance Association
LIFE INSURANCE (STATE PAGE)^(b)

NAIC Group Code 0000 BUSINESS IN THE STATE OF Colorado DURING THE YEAR 2023 NAIC Company Code 56413

Line of Business	1 Premiums and Annuities Considerations	2 Other Considerations	Dividends to Policyholders/Refunds to Members				7 Total (Col. 3+4+5+6)	Claims and Benefits Paid				
			3 Paid in Cash or Left on Deposit	4 Applied to Pay Renewal Premiums	5 Applied to Provide Paid-Up Additions or Shorten the Endowment or Premium-Paying Period	6 Other		8 Death and Annuity Benefits	9 Matured Endowments	10 Surrender Values and Withdrawals for Life Contracts	11 All Other Benefits	12 Total (Sum Columns 8 through 11)
Individual Life												
1. Industrial	0	0	0	0	0	0	0	0	0	0	0	0
2. Whole	32,649	0	143	0	0	0	143	9,204	9,733	0	0	18,937
3. Term	43,597	0	0	0	0	0	0	0	0	0	0	0
4. Indexed	0	0	0	0	0	0	0	0	0	0	0	0
5. Universal	8,965	0	0	0	0	0	0	10,000	0	0	0	10,000
6. Universal with secondary guarantees	0	0	0	0	0	0	0	0	0	0	0	0
7. Variable	0	0	0	0	0	0	0	0	0	0	0	0
8. Variable universal	0	0	0	0	0	0	0	0	0	0	0	0
9. Credit	0	0	0	0	0	0	0	0	0	0	0	0
10. Other	(f) 0	0	0	0	0	0	0	0	0	0	0	0
11. Total Individual Life	85,211	0	143	0	0	0	143	19,204	9,733	0	0	28,937
Group Life												
12. Whole	0	0	0	0	0	0	0	0	0	0	0	0
13. Term	0	0	0	0	0	0	0	0	0	0	0	0
14. Universal	0	0	0	0	0	0	0	0	0	0	0	0
15. Variable	0	0	0	0	0	0	0	0	0	0	0	0
16. Variable universal	0	0	0	0	0	0	0	0	0	0	0	0
17. Credit	0	0	0	0	0	0	0	0	0	0	0	0
18. Other	(f) 0	0	0	0	0	0	0	0	0	0	0	0
19. Total Group Life	0	0	0	0	0	0	0	0	0	0	0	0
Individual Annuities												
20. Fixed	8,600	0	0	0	0	0	0	303,245	0	0	0	303,245
21. Indexed	0	0	0	0	0	0	0	0	0	0	0	0
22. Variable with guarantees	0	0	0	0	0	0	0	0	0	0	0	0
23. Variable without guarantees	0	0	0	0	0	0	0	0	0	0	0	0
24. Life contingent payout	0	0	0	0	0	0	0	0	0	0	0	0
25. Other	(f) 0	0	0	0	0	0	0	0	0	0	11,932	11,932
26. Total Individual Annuities	8,600	0	0	0	0	0	0	303,245	0	0	11,932	315,177
Group Annuities												
27. Fixed	0	0	0	0	0	0	0	0	0	0	0	0
28. Indexed	0	0	0	0	0	0	0	0	0	0	0	0
29. Variable with guarantees	0	0	0	0	0	0	0	0	0	0	0	0
30. Variable without guarantees	0	0	0	0	0	0	0	0	0	0	0	0
31. Life contingent payout	0	0	0	0	0	0	0	0	0	0	0	0
32. Other	(f) 0	0	0	0	0	0	0	0	0	0	0	0
33. Total Group Annuities	0	0	0	0	0	0	0	0	0	0	0	0
Accident and Health												
34. Comprehensive individual	(d) 0	0	0	0	0	0	0	XXX	XXX	XXX	0	0
35. Comprehensive group	(d) 0	0	0	0	0	0	0	XXX	XXX	XXX	0	0
36. Medicare Supplement	(d) 0	0	0	0	0	0	0	XXX	XXX	XXX	0	0
37. Vision only	(d) 0	0	0	0	0	0	0	XXX	XXX	XXX	0	0
38. Dental only	(d) 0	0	0	0	0	0	0	XXX	XXX	XXX	0	0
39. Federal Employees Health Benefits Plan	(d) 0	0	0	0	0	0	0	XXX	XXX	XXX	0	0
40. Title XVIII Medicare	(d) 0 (e) 0	0	0	0	0	0	0	XXX	XXX	XXX	0	0
41. Title XIX Medicaid	(d) 0	0	0	0	0	0	0	XXX	XXX	XXX	0	0
42. Credit A&H	0	0	0	0	0	0	0	XXX	XXX	XXX	0	0
43. Disability income	(d) 29,340	0	0	0	0	0	0	XXX	XXX	XXX	13,225	13,225
44. Long-term care	(d) 0	0	0	0	0	0	0	XXX	XXX	XXX	0	0
45. Other health	(d) 24,177	0	0	0	0	0	0	XXX	XXX	XXX	844	844
46. Total Accident and Health	53,516	0	0	0	0	0	0	XXX	XXX	XXX	14,069	14,069
47. Total	147,327 (c)	0	143	0	0	0	143	322,449	9,733	0	26,001	358,183

ANNUAL STATEMENT FOR THE YEAR 2023 OF THE United Transportation Union Insurance Association

LIFE INSURANCE (STATE PAGE) (Continued)^(b)

NAIC Group Code		0000		BUSINESS IN THE STATE OF		Colorado		DURING THE YEAR				2023		NAIC Company Code		56413			
Line of Business		Direct Death Benefits, Matured Endowments Incurred and Annuity Benefits										22		Issued During Year		Other Changes to In Force (Net)		In Force December 31, Current Year (b)	
		13		Claims Settled During Current Year															
		Incurred During Current Year		Totals Paid		Reduction by Compromise		Amount Rejected		Total Settled During Current Year		Unpaid December 31, Current Year	23	24	25	26	27	28	
				14 Number of Pols/ Certs	15 Amount	16 Number of Pols/ Certs	17 Amount	18 Number of Pols/ Certs	19 Amount	20 Number of Pols/ Certs	21 Amount								
Individual Life																			
1.	Industrial	0	0	0	0	0	0	0	0	0	0	0	0	0	0	0	0		
2.	Whole	17,054	5	18,937	0	0	0	0	5	18,937	0	0	0	(9)	(109,061)	135	1,944,591		
3.	Term	0	0	0	0	0	0	0	0	0	0	0	0	(7)	(280,000)	62	7,059,912		
4.	Indexed	0	0	0	0	0	0	0	0	0	0	0	0	0	0	0	0		
5.	Universal	10,000	1	10,000	0	0	0	0	1	10,000	0	0	0	(1)	(17,939)	33	670,366		
6.	Universal with secondary guarantees	0	0	0	0	0	0	0	0	0	0	0	0	0	0	0	0		
7.	Variable	0	0	0	0	0	0	0	0	0	0	0	0	0	0	0	0		
8.	Variable universal	0	0	0	0	0	0	0	0	0	0	0	0	0	0	0	0		
9.	Credit	0	0	0	0	0	0	0	0	0	0	0	0	0	0	0	0		
10.	Other	(f) 0	0	0	0	0	0	0	0	0	0	0	0	0	0	0	0		
11.	Total Individual Life	27,054	6	28,937	0	0	0	0	6	28,937	0	0	0	(17)	(407,000)	230	9,674,869		
Group Life																			
12.	Whole	0	0	0	0	0	0	0	0	0	0	0	0	0	0	0	0		
13.	Term	0	0	0	0	0	0	0	0	0	0	0	0	0	0	0	0		
14.	Universal	0	0	0	0	0	0	0	0	0	0	0	0	0	0	0	0		
15.	Variable	0	0	0	0	0	0	0	0	0	0	0	0	0	0	0	0		
16.	Variable universal	0	0	0	0	0	0	0	0	0	0	0	0	0	0	0	0		
17.	Credit	0	0	0	0	0	0	0	0	0	0	0	0	0	0	0	0		
18.	Other	(f) 0	0	0	0	0	0	0	0	0	0	0	0	0	0	0	0		
19.	Total Group Life	0	0	0	0	0	0	0	0	0	0	0	0	0	0	0	0		
Individual Annuities																			
20.	Fixed	392,517	40	392,517	0	0	0	0	40	392,517	0	0	0	(8)	(318,944)	61	1,552,955		
21.	Indexed	0	0	0	0	0	0	0	0	0	0	0	0	0	0	0	0		
22.	Variable with guarantees	0	0	0	0	0	0	0	0	0	0	0	0	0	0	0	0		
23.	Variable without guarantees	0	0	0	0	0	0	0	0	0	0	0	0	0	0	0	0		
24.	Life contingent payout	0	0	0	0	0	0	0	0	0	0	0	0	0	0	0	0		
25.	Other	(f) 11,932	26	11,932	0	0	0	0	26	11,932	0	0	0	(1)	(7,801)	3	71,319		
26.	Total Individual Annuities	404,449	66	404,449	0	0	0	0	66	404,449	0	0	0	(9)	(326,745)	64	1,624,274		
Group Annuities																			
27.	Fixed	0	0	0	0	0	0	0	0	0	0	0	0	0	0	0	0		
28.	Indexed	0	0	0	0	0	0	0	0	0	0	0	0	0	0	0	0		
29.	Variable with guarantees	0	0	0	0	0	0	0	0	0	0	0	0	0	0	0	0		
30.	Variable without guarantees	0	0	0	0	0	0	0	0	0	0	0	0	0	0	0	0		
31.	Life contingent payout	0	0	0	0	0	0	0	0	0	0	0	0	0	0	0	0		
32.	Other	(f) 0	0	0	0	0	0	0	0	0	0	0	0	0	0	0	0		
33.	Total Group Annuities	0	0	0	0	0	0	0	0	0	0	0	0	0	0	0	0		
Accident and Health																			
34.	Comprehensive individual	(d) XXX	XXX	XXX	XXX	XXX	XXX	XXX	XXX	XXX	XXX	0	0	0	0	0	0		
35.	Comprehensive group	(d) XXX	XXX	XXX	XXX	XXX	XXX	XXX	XXX	XXX	XXX	0	0	0	0	0	0		
36.	Medicare Supplement	(d) XXX	XXX	XXX	XXX	XXX	XXX	XXX	XXX	XXX	XXX	0	0	0	0	0	0		
37.	Vision only	(d) XXX	XXX	XXX	XXX	XXX	XXX	XXX	XXX	XXX	XXX	0	0	0	0	0	0		
38.	Dental only	(d) XXX	XXX	XXX	XXX	XXX	XXX	XXX	XXX	XXX	XXX	0	0	0	0	0	0		
39.	Federal Employees Health Benefits Plan	(d) XXX	XXX	XXX	XXX	XXX	XXX	XXX	XXX	XXX	XXX	0	0	0	0	0	0		
40.	Title XVIII Medicare	(d) XXX	XXX	XXX	XXX	XXX	XXX	XXX	XXX	XXX	XXX	0	0	0	0	0	0		
41.	Title XIX Medicaid	(d) XXX	XXX	XXX	XXX	XXX	XXX	XXX	XXX	XXX	XXX	0	0	0	0	0	0		
42.	Credit A&H	XXX	XXX	XXX	XXX	XXX	XXX	XXX	XXX	XXX	XXX	0	0	0	0	0	0		
43.	Disability income	(d) XXX	XXX	XXX	XXX	XXX	XXX	XXX	XXX	XXX	XXX	1	802	(1)	(2,065)	21	9,182		
44.	Long-term care	(d) XXX	XXX	XXX	XXX	XXX	XXX	XXX	XXX	XXX	XXX	0	0	0	0	0	0		
45.	Other health	(d) XXX	XXX	XXX	XXX	XXX	XXX	XXX	XXX	XXX	XXX	84	15,726	(40)	(23,279)	390	40,690		
46.	Total Accident and Health	XXX	XXX	XXX	XXX	XXX	XXX	XXX	XXX	XXX	XXX	85	16,528	(41)	(25,344)	411	49,872		
47.	TOTAL		431,503	72	433,386	0	0	0	72	433,386	0	85	16,528	(67)	(759,089)	705	11,349,015		

(a) Includes Group Credit Life Insurance Loans less than or equal to 60 months at issue, prior year \$ 0 , current year \$ 0 Loans greater than 60 months at issue BUT NOT GREATER THAN 120 MONTHS prior year \$ 0 , current year \$ 0

(b) Corporate Owned Life Insurance/BOLI: 1) Number of policies: 0 2) covering number of lives: 0 3) face amount \$ 0

(c) Deposit-Type Contract Considerations NOT included in Total Premiums and Annuities Considerations: Individual: \$ 0 Group: \$ 0 Total: \$ 0

(d) For health business on indicated lines report: Number of persons insured under PPO managed care products 0 and number of persons insured under indemnity only products 0

(e) For health premiums written: amount of Medicare Title XVIII exempt from state taxes or fees \$ 0

(f) Certain Separate Account products are included in "Other" product categories in the table(s) above:

1. Individual Life - Other includes the following amounts related to Separate Account policies: Column 1) \$ 0 Column 7) \$ 0 Column 12) \$ 0

2. Group Life - Other includes the following amounts related to Separate Account policies: Column 1) \$ 0 Column 7) \$ 0 Column 12) \$ 0

3. Individual Annuities - Other includes the following amounts related to Separate Account policies: Column 1) \$ 0 Column 7) \$ 0 Column 12) \$ 0

4. Group Annuities - Other includes the following amounts related to Separate Account policies: Column 1) \$ 0 Column 7) \$ 0 Column 12) \$ 0



ANNUAL STATEMENT FOR THE YEAR 2023 OF THE United Transportation Union Insurance Association
LIFE INSURANCE (STATE PAGE)^(b)

NAIC Group Code 0000 BUSINESS IN THE STATE OF Connecticut DURING THE YEAR 2023 NAIC Company Code 56413

Line of Business	1 Premiums and Annuities Considerations	2 Other Considerations	Dividends to Policyholders/Refunds to Members				7 Total (Col. 3+4+5+6)	8 Death and Annuity Benefits	Claims and Benefits Paid			
			3 Paid in Cash or Left on Deposit	4 Applied to Pay Renewal Premiums	5 Applied to Provide Paid-Up Additions or Shorten the Endowment or Premium-Paying Period	6 Other			9 Matured Endowments	10 Surrender Values and Withdrawals for Life Contracts	11 All Other Benefits	12 Total (Sum Columns 8 through 11)
Individual Life												
1. Industrial	0	0	0	0	0	0	0	0	0	0	0	0
2. Whole	2,130	0	32	0	0	0	32	0	6,740	0	0	6,740
3. Term	0	0	0	0	0	0	0	0	0	0	0	0
4. Indexed	0	0	0	0	0	0	0	0	0	0	0	0
5. Universal	0	0	0	0	0	0	0	0	0	0	0	0
6. Universal with secondary guarantees	0	0	0	0	0	0	0	0	0	0	0	0
7. Variable	0	0	0	0	0	0	0	0	0	0	0	0
8. Variable universal	0	0	0	0	0	0	0	0	0	0	0	0
9. Credit	0	0	0	0	0	0	0	0	0	0	0	0
10. Other	(f) 0	0	0	0	0	0	0	0	0	0	0	0
11. Total Individual Life	2,130	0	32	0	0	0	32	0	6,740	0	0	6,740
Group Life												
12. Whole	0	0	0	0	0	0	0	0	0	0	0	0
13. Term	0	0	0	0	0	0	0	0	0	0	0	0
14. Universal	0	0	0	0	0	0	0	0	0	0	0	0
15. Variable	0	0	0	0	0	0	0	0	0	0	0	0
16. Variable universal	0	0	0	0	0	0	0	0	0	0	0	0
17. Credit	0	0	0	0	0	0	0	0	0	0	0	0
18. Other	(f) 0	0	0	0	0	0	0	0	0	0	0	0
19. Total Group Life	0	0	0	0	0	0	0	0	0	0	0	0
Individual Annuities												
20. Fixed	0	0	0	0	0	0	0	9,051	0	0	0	9,051
21. Indexed	0	0	0	0	0	0	0	0	0	0	0	0
22. Variable with guarantees	0	0	0	0	0	0	0	0	0	0	0	0
23. Variable without guarantees	0	0	0	0	0	0	0	0	0	0	0	0
24. Life contingent payout	0	0	0	0	0	0	0	0	0	0	0	0
25. Other	(f) 0	0	0	0	0	0	0	0	0	0	0	0
26. Total Individual Annuities	0	0	0	0	0	0	0	9,051	0	0	0	9,051
Group Annuities												
27. Fixed	0	0	0	0	0	0	0	0	0	0	0	0
28. Indexed	0	0	0	0	0	0	0	0	0	0	0	0
29. Variable with guarantees	0	0	0	0	0	0	0	0	0	0	0	0
30. Variable without guarantees	0	0	0	0	0	0	0	0	0	0	0	0
31. Life contingent payout	0	0	0	0	0	0	0	0	0	0	0	0
32. Other	(f) 0	0	0	0	0	0	0	0	0	0	0	0
33. Total Group Annuities	0	0	0	0	0	0	0	0	0	0	0	0
Accident and Health												
34. Comprehensive individual	(d) 0	0	0	0	0	0	0	XXX	XXX	XXX	0	0
35. Comprehensive group	(d) 0	0	0	0	0	0	0	XXX	XXX	XXX	0	0
36. Medicare Supplement	(d) 0	0	0	0	0	0	0	XXX	XXX	XXX	0	0
37. Vision only	(d) 0	0	0	0	0	0	0	XXX	XXX	XXX	0	0
38. Dental only	(d) 0	0	0	0	0	0	0	XXX	XXX	XXX	0	0
39. Federal Employees Health Benefits Plan	(d) 0	0	0	0	0	0	0	XXX	XXX	XXX	0	0
40. Title XVIII Medicare	(d) 0 (e) 0	0	0	0	0	0	0	XXX	XXX	XXX	0	0
41. Title XIX Medicaid	(d) 0	0	0	0	0	0	0	XXX	XXX	XXX	0	0
42. Credit A&H	0	0	0	0	0	0	0	XXX	XXX	XXX	0	0
43. Disability income	(d) 6,974	0	0	0	0	0	0	XXX	XXX	XXX	14,773	14,773
44. Long-term care	(d) 0	0	0	0	0	0	0	XXX	XXX	XXX	0	0
45. Other health	(d) 91	0	0	0	0	0	0	XXX	XXX	XXX	0	0
46. Total Accident and Health	7,065	0	0	0	0	0	0	XXX	XXX	XXX	14,773	14,773
47. Total	9,195 (c)	0	32	0	0	0	32	9,051	6,740	0	14,773	30,563

ANNUAL STATEMENT FOR THE YEAR 2023 OF THE United Transportation Union Insurance Association

LIFE INSURANCE (STATE PAGE) (Continued)^(b)

NAIC Group Code		0000		BUSINESS IN THE STATE OF		Connecticut		DURING THE YEAR		2023		NAIC Company Code		56413			
Line of Business		13 Incurred During Current Year	Direct Death Benefits, Matured Endowments Incurred and Annuity Benefits								22 Unpaid December 31, Current Year	Policy Exhibit					
			Claims Settled During Current Year				Total Settled During Current Year					Issued During Year		Other Changes to In Force (Net)		In Force December 31, Current Year (b)	
			Totals Paid		Reduction by Compromise		Amount Rejected					23	24	25	26	27	28
			14 Number of Pols/ Certs	15 Amount	16 Number of Pols/ Certs	17 Amount	18 Number of Pols/ Certs	19 Amount	20 Number of Pols/ Certs	21 Amount		Number of Pols/ Certs	Amount	Number of Pols/ Certs	Amount	Number of Pols/ Certs	Amount
Individual Life																	
1. Industrial		0	0	0	0	0	0	0	0	0	0	0	0	0	0		
2. Whole		13,480	1	6,740	0	0	0	0	1	6,740	6,740	0	0	(1)	(6,740)	11	153,936
3. Term		0	0	0	0	0	0	0	0	0	0	0	0	0	0	0	0
4. Indexed		0	0	0	0	0	0	0	0	0	0	0	0	0	0	0	0
5. Universal		0	0	0	0	0	0	0	0	0	0	0	0	0	0	0	0
6. Universal with secondary guarantees		0	0	0	0	0	0	0	0	0	0	0	0	0	0	0	0
7. Variable		0	0	0	0	0	0	0	0	0	0	0	0	0	0	0	0
8. Variable universal		0	0	0	0	0	0	0	0	0	0	0	0	0	0	0	0
9. Credit		0	0	0	0	0	0	0	0	0	0	0	0	0	0	0	0
10. Other		0	0	0	0	0	0	0	0	0	0	0	0	0	0	0	0
11. Total Individual Life		13,480	1	6,740	0	0	0	0	1	6,740	6,740	0	0	(1)	(6,740)	11	153,936
Group Life																	
12. Whole		0	0	0	0	0	0	0	0	0	0	0	0	0	0	0	0
13. Term		0	0	0	0	0	0	0	0	0	0	0	0	0	0	0	0
14. Universal		0	0	0	0	0	0	0	0	0	0	0	0	0	0	0	0
15. Variable		0	0	0	0	0	0	0	0	0	0	0	0	0	0	0	0
16. Variable universal		0	0	0	0	0	0	0	0	0	0	0	0	0	0	0	0
17. Credit		0	0	0	0	0	0	0	0	0	0	0	0	0	0	0	0
18. Other		0	0	0	0	0	0	0	0	0	0	0	0	0	0	0	0
19. Total Group Life		0	0	0	0	0	0	0	0	0	0	0	0	0	0	0	0
Individual Annuities																	
20. Fixed		9,051	4	9,051	0	0	0	0	4	9,051	0	0	0	0	(2,972)	5	164,614
21. Indexed		0	0	0	0	0	0	0	0	0	0	0	0	0	0	0	0
22. Variable with guarantees		0	0	0	0	0	0	0	0	0	0	0	0	0	0	0	0
23. Variable without guarantees		0	0	0	0	0	0	0	0	0	0	0	0	0	0	0	0
24. Life contingent payout		0	0	0	0	0	0	0	0	0	0	0	0	0	0	0	0
25. Other		0	0	0	0	0	0	0	0	0	0	0	0	0	0	0	0
26. Total Individual Annuities		9,051	4	9,051	0	0	0	0	4	9,051	0	0	0	0	(2,972)	5	164,614
Group Annuities																	
27. Fixed		0	0	0	0	0	0	0	0	0	0	0	0	0	0	0	0
28. Indexed		0	0	0	0	0	0	0	0	0	0	0	0	0	0	0	0
29. Variable with guarantees		0	0	0	0	0	0	0	0	0	0	0	0	0	0	0	0
30. Variable without guarantees		0	0	0	0	0	0	0	0	0	0	0	0	0	0	0	0
31. Life contingent payout		0	0	0	0	0	0	0	0	0	0	0	0	0	0	0	0
32. Other		0	0	0	0	0	0	0	0	0	0	0	0	0	0	0	0
33. Total Group Annuities		0	0	0	0	0	0	0	0	0	0	0	0	0	0	0	0
Accident and Health																	
34. Comprehensive individual		(d)	XXX	XXX	XXX	XXX	XXX	XXX	XXX	XXX	XXX	0	0	0	0	0	0
35. Comprehensive group		(d)	XXX	XXX	XXX	XXX	XXX	XXX	XXX	XXX	XXX	0	0	0	0	0	0
36. Medicare Supplement		(d)	XXX	XXX	XXX	XXX	XXX	XXX	XXX	XXX	XXX	0	0	0	0	0	0
37. Vision only		(d)	XXX	XXX	XXX	XXX	XXX	XXX	XXX	XXX	XXX	0	0	0	0	0	0
38. Dental only		(d)	XXX	XXX	XXX	XXX	XXX	XXX	XXX	XXX	XXX	0	0	0	0	0	0
39. Federal Employees Health Benefits Plan		(d)	XXX	XXX	XXX	XXX	XXX	XXX	XXX	XXX	XXX	0	0	0	0	0	0
40. Title XVIII Medicare		(d)	XXX	XXX	XXX	XXX	XXX	XXX	XXX	XXX	XXX	0	0	0	0	0	0
41. Title XIX Medicaid		(d)	XXX	XXX	XXX	XXX	XXX	XXX	XXX	XXX	XXX	0	0	0	0	0	0
42. Credit A&H			XXX	XXX	XXX	XXX	XXX	XXX	XXX	XXX	XXX	0	0	0	0	0	0
43. Disability income		(d)	XXX	XXX	XXX	XXX	XXX	XXX	XXX	XXX	XXX	0	0	0	(871)	8	5,950
44. Long-term care		(d)	XXX	XXX	XXX	XXX	XXX	XXX	XXX	XXX	XXX	0	0	0	0	0	0
45. Other health		(d)	XXX	XXX	XXX	XXX	XXX	XXX	XXX	XXX	XXX	3	366	0	(149)	9	627
46. Total Accident and Health			XXX	XXX	XXX	XXX	XXX	XXX	XXX	XXX	XXX	3	366	0	(1,020)	17	6,577
47. TOTAL			22,531	5	15,791	0	0	0	5	15,791	6,740	3	366	(1)	(10,732)	33	325,127

(a) Includes Group Credit Life Insurance Loans less than or equal to 60 months at issue, prior year \$ 0 , current year \$ 0 Loans greater than 60 months at issue BUT NOT GREATER THAN 120 MONTHS prior year \$ 0 , current year \$ 0

(b) Corporate Owned Life Insurance/BOLI: 1) Number of policies: 0 2) covering number of lives: 0 3) face amount \$ 0

(c) Deposit-Type Contract Considerations NOT included in Total Premiums and Annuities Considerations: Individual: \$ 0 Group: \$ 0 Total: \$ 0

(d) For health business on indicated lines report: Number of persons insured under PPO managed care products 0 and number of persons insured under indemnity only products 0

(e) For health premiums written: amount of Medicare Title XVIII exempt from state taxes or fees \$ 0

(f) Certain Separate Account products are included in "Other" product categories in the table(s) above:

1. Individual Life - Other includes the following amounts related to Separate Account policies: Column 1) \$ 0 Column 7) \$ 0 Column 12) \$ 0

2. Group Life - Other includes the following amounts related to Separate Account policies: Column 1) \$ 0 Column 7) \$ 0 Column 12) \$ 0

3. Individual Annuities - Other includes the following amounts related to Separate Account policies: Column 1) \$ 0 Column 7) \$ 0 Column 12) \$ 0

4. Group Annuities - Other includes the following amounts related to Separate Account policies: Column 1) \$ 0 Column 7) \$ 0 Column 12) \$ 0



ANNUAL STATEMENT FOR THE YEAR 2023 OF THE United Transportation Union Insurance Association
LIFE INSURANCE (STATE PAGE)^(b)

NAIC Group Code 0000 BUSINESS IN THE STATE OF Delaware DURING THE YEAR 2023 NAIC Company Code 56413

Line of Business	1 Premiums and Annuities Considerations	2 Other Considerations	Dividends to Policyholders/Refunds to Members				7 Total (Col. 3+4+5+6)	8 Death and Annuity Benefits	Claims and Benefits Paid			
			3 Paid in Cash or Left on Deposit	4 Applied to Pay Renewal Premiums	5 Applied to Provide Paid-Up Additions or Shorten the Endowment or Premium-Paying Period	6 Other			9 Matured Endowments	10 Surrender Values and Withdrawals for Life Contracts	11 All Other Benefits	12 Total (Sum Columns 8 through 11)
Individual Life												
1. Industrial	0	0	0	0	0	0	0	0	0	0	0	0
2. Whole	8,627	0	0	0	0	0	0	8,849	0	229	0	9,079
3. Term	10,041	0	0	0	0	0	0	0	0	0	0	0
4. Indexed	0	0	0	0	0	0	0	0	0	0	0	0
5. Universal	703	0	0	0	0	0	0	0	0	403	0	403
6. Universal with secondary guarantees	0	0	0	0	0	0	0	0	0	0	0	0
7. Variable	0	0	0	0	0	0	0	0	0	0	0	0
8. Variable universal	0	0	0	0	0	0	0	0	0	0	0	0
9. Credit	0	0	0	0	0	0	0	0	0	0	0	0
10. Other	(f) 0	0	0	0	0	0	0	0	0	0	0	0
11. Total Individual Life	19,371	0	0	0	0	0	0	8,849	0	0	632	9,481
Group Life												
12. Whole	0	0	0	0	0	0	0	0	0	0	0	0
13. Term	0	0	0	0	0	0	0	0	0	0	0	0
14. Universal	0	0	0	0	0	0	0	0	0	0	0	0
15. Variable	0	0	0	0	0	0	0	0	0	0	0	0
16. Variable universal	0	0	0	0	0	0	0	0	0	0	0	0
17. Credit	0	0	0	0	0	0	0	0	0	0	0	0
18. Other	(f) 0	0	0	0	0	0	0	0	0	0	0	0
19. Total Group Life	0	0	0	0	0	0	0	0	0	0	0	0
Individual Annuities												
20. Fixed	2,650	0	0	0	0	0	0	753	0	0	0	753
21. Indexed	0	0	0	0	0	0	0	0	0	0	0	0
22. Variable with guarantees	0	0	0	0	0	0	0	0	0	0	0	0
23. Variable without guarantees	0	0	0	0	0	0	0	0	0	0	0	0
24. Life contingent payout	0	0	0	0	0	0	0	0	0	0	0	0
25. Other	(f) 0	0	0	0	0	0	0	0	0	0	0	0
26. Total Individual Annuities	2,650	0	0	0	0	0	0	753	0	0	0	753
Group Annuities												
27. Fixed	0	0	0	0	0	0	0	0	0	0	0	0
28. Indexed	0	0	0	0	0	0	0	0	0	0	0	0
29. Variable with guarantees	0	0	0	0	0	0	0	0	0	0	0	0
30. Variable without guarantees	0	0	0	0	0	0	0	0	0	0	0	0
31. Life contingent payout	0	0	0	0	0	0	0	0	0	0	0	0
32. Other	(f) 0	0	0	0	0	0	0	0	0	0	0	0
33. Total Group Annuities	0	0	0	0	0	0	0	0	0	0	0	0
Accident and Health												
34. Comprehensive individual	(d) 0	0	0	0	0	0	0	XXX	XXX	XXX	0	0
35. Comprehensive group	(d) 0	0	0	0	0	0	0	XXX	XXX	XXX	0	0
36. Medicare Supplement	(d) 0	0	0	0	0	0	0	XXX	XXX	XXX	0	0
37. Vision only	(d) 0	0	0	0	0	0	0	XXX	XXX	XXX	0	0
38. Dental only	(d) 0	0	0	0	0	0	0	XXX	XXX	XXX	0	0
39. Federal Employees Health Benefits Plan	(d) 0	0	0	0	0	0	0	XXX	XXX	XXX	0	0
40. Title XVIII Medicare	(d) 0 (e) 0	0	0	0	0	0	0	XXX	XXX	XXX	0	0
41. Title XIX Medicaid	(d) 0	0	0	0	0	0	0	XXX	XXX	XXX	0	0
42. Credit A&H	0	0	0	0	0	0	0	XXX	XXX	XXX	0	0
43. Disability income	(d) 551	0	0	0	0	0	0	XXX	XXX	XXX	0	0
44. Long-term care	(d) 0	0	0	0	0	0	0	XXX	XXX	XXX	0	0
45. Other health	(d) 687	0	0	0	0	0	0	XXX	XXX	XXX	0	0
46. Total Accident and Health	1,238	0	0	0	0	0	0	XXX	XXX	XXX	0	0
47. Total	23,259 (c)	0	0	0	0	0	0	9,602	0	0	632	10,234

ANNUAL STATEMENT FOR THE YEAR 2023 OF THE United Transportation Union Insurance Association
LIFE INSURANCE (STATE PAGE) (Continued)^(b)

NAIC Group Code		0000		BUSINESS IN THE STATE OF		Delaware		DURING THE YEAR		2023		NAIC Company Code		56413					
Line of Business		Direct Death Benefits, Matured Endowments Incurred and Annuity Benefits										22		Policy Exhibit					
		13		Claims Settled During Current Year										Issued During Year		Other Changes to In Force (Net)		In Force December 31, Current Year (b)	
				Totals Paid		Reduction by Compromise		Amount Rejected		Total Settled During Current Year		23	24	25	26	27	28		
		14	15	16	17	18	19	20	21	Unpaid December 31, Current Year	Number of Pols/ Certs	Amount	Number of Pols/ Certs	Amount	Number of Pols/ Certs	Amount			
		Incurred During Current Year	Number of Pols/ Certs	Amount	Number of Pols/ Certs	Amount	Number of Pols/ Certs	Amount	Number of Pols/ Certs	Amount									
Individual Life																			
1.	Industrial	0	0	0	0	0	0	0	0	0	0	0	0	0	0				
2.	Whole	8,849	2	8,849	0	0	0	0	2	8,849	2,974	4	260,000	(2)	(157,693)	23	560,389		
3.	Term	0	0	0	0	0	0	0	0	0	0	0	0	0	0	13	1,968,011		
4.	Indexed	0	0	0	0	0	0	0	0	0	0	0	0	0	0	0	0		
5.	Universal	0	0	0	0	0	0	0	0	0	0	0	0	(2)	(50,000)	4	70,000		
6.	Universal with secondary guarantees	0	0	0	0	0	0	0	0	0	0	0	0	0	0	0	0		
7.	Variable	0	0	0	0	0	0	0	0	0	0	0	0	0	0	0	0		
8.	Variable universal	0	0	0	0	0	0	0	0	0	0	0	0	0	0	0	0		
9.	Credit	0	0	0	0	0	0	0	0	0	0	0	0	0	0	0	0		
10.	Other	0	0	0	0	0	0	0	0	0	0	0	0	0	0	0	0		
11.	Total Individual Life	8,849	2	8,849	0	0	0	0	2	8,849	2,974	4	260,000	(4)	(207,693)	40	2,598,400		
Group Life																			
12.	Whole	0	0	0	0	0	0	0	0	0	0	0	0	0	0	0	0		
13.	Term	0	0	0	0	0	0	0	0	0	0	0	0	0	0	0	0		
14.	Universal	0	0	0	0	0	0	0	0	0	0	0	0	0	0	0	0		
15.	Variable	0	0	0	0	0	0	0	0	0	0	0	0	0	0	0	0		
16.	Variable universal	0	0	0	0	0	0	0	0	0	0	0	0	0	0	0	0		
17.	Credit	0	0	0	0	0	0	0	0	0	0	0	0	0	0	0	0		
18.	Other	0	0	0	0	0	0	0	0	0	0	0	0	0	0	0	0 (a)		
19.	Total Group Life	0	0	0	0	0	0	0	0	0	0	0	0	0	0	0	0		
Individual Annuities																			
20.	Fixed	753	1	753	0	0	0	0	1	753	0	3	2,706	0	12	5	21,965		
21.	Indexed	0	0	0	0	0	0	0	0	0	0	0	0	0	0	0	0		
22.	Variable with guarantees	0	0	0	0	0	0	0	0	0	0	0	0	0	0	0	0		
23.	Variable without guarantees	0	0	0	0	0	0	0	0	0	0	0	0	0	0	0	0		
24.	Life contingent payout	0	0	0	0	0	0	0	0	0	0	0	0	0	0	0	0		
25.	Other	0	0	0	0	0	0	0	0	0	0	0	0	0	0	0	0		
26.	Total Individual Annuities	753	1	753	0	0	0	0	1	753	0	3	2,706	0	12	5	21,965		
Group Annuities																			
27.	Fixed	0	0	0	0	0	0	0	0	0	0	0	0	0	0	0	0		
28.	Indexed	0	0	0	0	0	0	0	0	0	0	0	0	0	0	0	0		
29.	Variable with guarantees	0	0	0	0	0	0	0	0	0	0	0	0	0	0	0	0		
30.	Variable without guarantees	0	0	0	0	0	0	0	0	0	0	0	0	0	0	0	0		
31.	Life contingent payout	0	0	0	0	0	0	0	0	0	0	0	0	0	0	0	0		
32.	Other	0	0	0	0	0	0	0	0	0	0	0	0	0	0	0	0		
33.	Total Group Annuities	0	0	0	0	0	0	0	0	0	0	0	0	0	0	0	0		
Accident and Health																			
34.	Comprehensive individual	(d)	XXX	XXX	XXX	XXX	XXX	XXX	XXX	XXX	XXX	0	0	0	0	0	0		
35.	Comprehensive group	(d)	XXX	XXX	XXX	XXX	XXX	XXX	XXX	XXX	XXX	0	0	0	0	0	0		
36.	Medicare Supplement	(d)	XXX	XXX	XXX	XXX	XXX	XXX	XXX	XXX	XXX	0	0	0	0	0	0		
37.	Vision only	(d)	XXX	XXX	XXX	XXX	XXX	XXX	XXX	XXX	XXX	0	0	0	0	0	0		
38.	Dental only	(d)	XXX	XXX	XXX	XXX	XXX	XXX	XXX	XXX	XXX	0	0	0	0	0	0		
39.	Federal Employees Health Benefits Plan	(d)	XXX	XXX	XXX	XXX	XXX	XXX	XXX	XXX	XXX	0	0	0	0	0	0		
40.	Title XVIII Medicare	(d)	XXX	XXX	XXX	XXX	XXX	XXX	XXX	XXX	XXX	0	0	0	0	0	0		
41.	Title XIX Medicaid	(d)	XXX	XXX	XXX	XXX	XXX	XXX	XXX	XXX	XXX	0	0	0	0	0	0		
42.	Credit A&H		XXX	XXX	XXX	XXX	XXX	XXX	XXX	XXX	XXX	0	0	0	0	0	0		
43.	Disability income	(d)	XXX	XXX	XXX	XXX	XXX	XXX	XXX	XXX	XXX	0	0	(1)	(1,050)	1	306		
44.	Long-term care	(d)	XXX	XXX	XXX	XXX	XXX	XXX	XXX	XXX	XXX	0	0	0	0	0	0		
45.	Other health	(d)	XXX	XXX	XXX	XXX	XXX	XXX	XXX	XXX	XXX	5	1,176	(4)	(637)	21	1,599		
46.	Total Accident and Health		XXX	XXX	XXX	XXX	XXX	XXX	XXX	XXX	XXX	5	1,176	(5)	(1,687)	22	1,905		
47.	TOTAL		9,602	3	9,602	0	0	0	3	9,602	2,974	12	263,882	(9)	(209,368)	67	2,622,270		

(a) Includes Group Credit Life Insurance Loans less than or equal to 60 months at issue, prior year \$0 , current year \$0 Loans greater than 60 months at issue BUT NOT GREATER THAN 120 MONTHS prior year \$0 , current year \$0

(b) Corporate Owned Life Insurance/BOLI: 1) Number of policies:0 2) covering number of lives:0 3) face amount \$0

(c) Deposit-Type Contract Considerations NOT included in Total Premiums and Annuities Considerations: Individual: \$0 Group: \$0 Total: \$0

(d) For health business on indicated lines report: Number of persons insured under PPO managed care products0 and number of persons insured under indemnity only products0

(e) For health premiums written: amount of Medicare Title XVIII exempt from state taxes or fees \$0

(f) Certain Separate Account products are included in "Other" product categories in the table(s) above:

1. Individual Life - Other includes the following amounts related to Separate Account policies:

Column 1) \$0 Column 7) \$0 Column 12) \$0

2. Group Life - Other includes the following amounts related to Separate Account policies:

Column 1) \$0 Column 7) \$0 Column 12) \$0

3. Individual Annuities - Other includes the following amounts related to Separate Account policies:

Column 1) \$0 Column 7) \$0 Column 12) \$0

4. Group Annuities - Other includes the following amounts related to Separate Account policies:

Column 1) \$0 Column 7) \$0 Column 12) \$0



ANNUAL STATEMENT FOR THE YEAR 2023 OF THE United Transportation Union Insurance Association

LIFE INSURANCE (STATE PAGE)^(b)

NAIC Group Code 0000 BUSINESS IN THE STATE OF District of Columbia DURING THE YEAR 2023 NAIC Company Code 56413

Line of Business	1 Premiums and Annuities Considerations	2 Other Considerations	Dividends to Policyholders/Refunds to Members				7 Total (Col. 3+4+5+6)	8 Death and Annuity Benefits	Claims and Benefits Paid			
			3 Paid in Cash or Left on Deposit	4 Applied to Pay Renewal Premiums	5 Applied to Provide Paid-Up Additions or Shorten the Endowment or Premium-Paying Period	6 Other			9 Matured Endowments	10 Surrender Values and Withdrawals for Life Contracts	11 All Other Benefits	12 Total (Sum Columns 8 through 11)
Individual Life												
1. Industrial	0	0	0	0	0	0	0	0	0	0	0	0
2. Whole	2,769	0	0	0	0	0	0	0	0	0	17	17
3. Term	4,089	0	0	0	0	0	0	0	0	0	554	554
4. Indexed	0	0	0	0	0	0	0	0	0	0	0	0
5. Universal	282	0	0	0	0	0	0	0	0	0	0	0
6. Universal with secondary guarantees	0	0	0	0	0	0	0	0	0	0	0	0
7. Variable	0	0	0	0	0	0	0	0	0	0	0	0
8. Variable universal	0	0	0	0	0	0	0	0	0	0	0	0
9. Credit	0	0	0	0	0	0	0	0	0	0	0	0
10. Other	(f) 0	0	0	0	0	0	0	0	0	0	0	0
11. Total Individual Life	7,140	0	0	0	0	0	0	0	0	0	570	570
Group Life												
12. Whole	0	0	0	0	0	0	0	0	0	0	0	0
13. Term	0	0	0	0	0	0	0	0	0	0	0	0
14. Universal	0	0	0	0	0	0	0	0	0	0	0	0
15. Variable	0	0	0	0	0	0	0	0	0	0	0	0
16. Variable universal	0	0	0	0	0	0	0	0	0	0	0	0
17. Credit	0	0	0	0	0	0	0	0	0	0	0	0
18. Other	(f) 0	0	0	0	0	0	0	0	0	0	0	0
19. Total Group Life	0	0	0	0	0	0	0	0	0	0	0	0
Individual Annuities												
20. Fixed	0	0	0	0	0	0	0	0	0	0	0	0
21. Indexed	0	0	0	0	0	0	0	0	0	0	0	0
22. Variable with guarantees	0	0	0	0	0	0	0	0	0	0	0	0
23. Variable without guarantees	0	0	0	0	0	0	0	0	0	0	0	0
24. Life contingent payout	0	0	0	0	0	0	0	0	0	0	0	0
25. Other	(f) 0	0	0	0	0	0	0	0	0	0	0	0
26. Total Individual Annuities	0	0	0	0	0	0	0	0	0	0	0	0
Group Annuities												
27. Fixed	0	0	0	0	0	0	0	0	0	0	0	0
28. Indexed	0	0	0	0	0	0	0	0	0	0	0	0
29. Variable with guarantees	0	0	0	0	0	0	0	0	0	0	0	0
30. Variable without guarantees	0	0	0	0	0	0	0	0	0	0	0	0
31. Life contingent payout	0	0	0	0	0	0	0	0	0	0	0	0
32. Other	(f) 0	0	0	0	0	0	0	0	0	0	0	0
33. Total Group Annuities	0	0	0	0	0	0	0	0	0	0	0	0
Accident and Health												
34. Comprehensive individual	(d) 0	0	0	0	0	0	0	XXX	XXX	XXX	0	0
35. Comprehensive group	(d) 0	0	0	0	0	0	0	XXX	XXX	XXX	0	0
36. Medicare Supplement	(d) 0	0	0	0	0	0	0	XXX	XXX	XXX	0	0
37. Vision only	(d) 0	0	0	0	0	0	0	XXX	XXX	XXX	0	0
38. Dental only	(d) 0	0	0	0	0	0	0	XXX	XXX	XXX	0	0
39. Federal Employees Health Benefits Plan	(d) 0	0	0	0	0	0	0	XXX	XXX	XXX	0	0
40. Title XVIII Medicare	(d) 0 (e) 0	0	0	0	0	0	0	XXX	XXX	XXX	0	0
41. Title XIX Medicaid	(d) 0	0	0	0	0	0	0	XXX	XXX	XXX	0	0
42. Credit A&H	0	0	0	0	0	0	0	XXX	XXX	XXX	0	0
43. Disability income	(d) 5,656	0	0	0	0	0	0	XXX	XXX	XXX	12,662	12,662
44. Long-term care	(d) 0	0	0	0	0	0	0	XXX	XXX	XXX	0	0
45. Other health	(d) 1,259	0	0	0	0	0	0	XXX	XXX	XXX	0	0
46. Total Accident and Health	6,915	0	0	0	0	0	0	XXX	XXX	XXX	12,662	12,662
47. Total	14,055 (c)	0	0	0	0	0	0	0	0	0	13,232	13,232

ANNUAL STATEMENT FOR THE YEAR 2023 OF THE United Transportation Union Insurance Association

LIFE INSURANCE (STATE PAGE) (Continued)^(b)

NAIC Group Code		0000		BUSINESS IN THE STATE OF		District of Columbia		DURING THE YEAR		2023		NAIC Company Code		56413			
Line of Business		Direct Death Benefits, Matured Endowments Incurred and Annuity Benefits										Policy Exhibit					
		13 Incurred During Current Year	Claims Settled During Current Year								22 Unpaid December 31, Current Year	Issued During Year		Other Changes to In Force (Net)		In Force December 31, Current Year (b)	
			Totals Paid		Reduction by Compromise		Amount Rejected		Total Settled During Current Year			23 Number of Pols/ Certs	24 Amount	25 Number of Pols/ Certs	26 Amount	27 Number of Pols/ Certs	28 Amount
			14 Number of Pols/ Certs	15 Amount	16 Number of Pols/ Certs	17 Amount	18 Number of Pols/ Certs	19 Amount	20 Number of Pols/ Certs	21 Amount							
Individual Life																	
1. Industrial		0	0	0	0	0	0	0	0	0	0	0	0	0	0	0	0
2. Whole		0	0	0	0	0	0	0	0	0	0	0	0	0	13	249,404	
3. Term		0	0	0	0	0	0	0	0	0	0	0	0	0	6	596,522	
4. Indexed		0	0	0	0	0	0	0	0	0	0	0	0	0	0	0	0
5. Universal		0	0	0	0	0	0	0	0	0	0	0	0	0	1	25,000	
6. Universal with secondary guarantees		0	0	0	0	0	0	0	0	0	0	0	0	0	0	0	0
7. Variable		0	0	0	0	0	0	0	0	0	0	0	0	0	0	0	0
8. Variable universal		0	0	0	0	0	0	0	0	0	0	0	0	0	0	0	0
9. Credit		0	0	0	0	0	0	0	0	0	0	0	0	0	0	0	0
10. Other		(f)	0	0	0	0	0	0	0	0	0	0	0	0	0	0	0
11. Total Individual Life		0	0	0	0	0	0	0	0	0	0	0	0	0	20	870,926	
Group Life																	
12. Whole		0	0	0	0	0	0	0	0	0	0	0	0	0	0	0	0
13. Term		0	0	0	0	0	0	0	0	0	0	0	0	0	0	0	0
14. Universal		0	0	0	0	0	0	0	0	0	0	0	0	0	0	0	0
15. Variable		0	0	0	0	0	0	0	0	0	0	0	0	0	0	0	0
16. Variable universal		0	0	0	0	0	0	0	0	0	0	0	0	0	0	0	0
17. Credit		0	0	0	0	0	0	0	0	0	0	0	0	0	0	0	0
18. Other		(f)	0	0	0	0	0	0	0	0	0	0	0	0	0	0	0 (a)
19. Total Group Life		0	0	0	0	0	0	0	0	0	0	0	0	0	0	0	0
Individual Annuities																	
20. Fixed		0	0	0	0	0	0	0	0	0	0	0	0	223	1	5,777	
21. Indexed		0	0	0	0	0	0	0	0	0	0	0	0	0	0	0	0
22. Variable with guarantees		0	0	0	0	0	0	0	0	0	0	0	0	0	0	0	0
23. Variable without guarantees		0	0	0	0	0	0	0	0	0	0	0	0	0	0	0	0
24. Life contingent payout		0	0	0	0	0	0	0	0	0	0	0	0	0	0	0	0
25. Other		(f)	0	0	0	0	0	0	0	0	0	0	0	0	0	0	0
26. Total Individual Annuities		0	0	0	0	0	0	0	0	0	0	0	0	223	1	5,777	
Group Annuities																	
27. Fixed		0	0	0	0	0	0	0	0	0	0	0	0	0	0	0	0
28. Indexed		0	0	0	0	0	0	0	0	0	0	0	0	0	0	0	0
29. Variable with guarantees		0	0	0	0	0	0	0	0	0	0	0	0	0	0	0	0
30. Variable without guarantees		0	0	0	0	0	0	0	0	0	0	0	0	0	0	0	0
31. Life contingent payout		0	0	0	0	0	0	0	0	0	0	0	0	0	0	0	0
32. Other		(f)	0	0	0	0	0	0	0	0	0	0	0	0	0	0	0
33. Total Group Annuities		0	0	0	0	0	0	0	0	0	0	0	0	0	0	0	0
Accident and Health																	
34. Comprehensive individual		(d)	XXX	XXX	XXX	XXX	XXX	XXX	XXX	XXX	XXX	0	0	0	0	0	0
35. Comprehensive group		(d)	XXX	XXX	XXX	XXX	XXX	XXX	XXX	XXX	XXX	0	0	0	0	0	0
36. Medicare Supplement		(d)	XXX	XXX	XXX	XXX	XXX	XXX	XXX	XXX	XXX	0	0	0	0	0	0
37. Vision only		(d)	XXX	XXX	XXX	XXX	XXX	XXX	XXX	XXX	XXX	0	0	0	0	0	0
38. Dental only		(d)	XXX	XXX	XXX	XXX	XXX	XXX	XXX	XXX	XXX	0	0	0	0	0	0
39. Federal Employees Health Benefits Plan		(d)	XXX	XXX	XXX	XXX	XXX	XXX	XXX	XXX	XXX	0	0	0	0	0	0
40. Title XVIII Medicare		(d)	XXX	XXX	XXX	XXX	XXX	XXX	XXX	XXX	XXX	0	0	0	0	0	0
41. Title XIX Medicaid		(d)	XXX	XXX	XXX	XXX	XXX	XXX	XXX	XXX	XXX	0	0	0	0	0	0
42. Credit A&H			XXX	XXX	XXX	XXX	XXX	XXX	XXX	XXX	XXX	0	0	0	0	0	0
43. Disability income		(d)	XXX	XXX	XXX	XXX	XXX	XXX	XXX	XXX	XXX	0	0	0	(131)	6	2,912
44. Long-term care		(d)	XXX	XXX	XXX	XXX	XXX	XXX	XXX	XXX	XXX	0	0	0	0	0	0
45. Other health		(d)	XXX	XXX	XXX	XXX	XXX	XXX	XXX	XXX	XXX	4	762	(2)	(928)	32	3,066
46. Total Accident and Health			XXX	XXX	XXX	XXX	XXX	XXX	XXX	XXX	XXX	4	762	(2)	(1,059)	38	5,978
47. TOTAL			0	0	0	0	0	0	0	0	0	4	762	(2)	(836)	59	882,681

(a) Includes Group Credit Life Insurance Loans less than or equal to 60 months at issue, prior year \$0 , current year \$0 Loans greater than 60 months at issue BUT NOT GREATER THAN 120 MONTHS prior year \$0 , current year \$0

(b) Corporate Owned Life Insurance/BOLI: 1) Number of policies:0 2) covering number of lives:0 3) face amount \$0

(c) Deposit-Type Contract Considerations NOT included in Total Premiums and Annuities Considerations: Individual: \$0 Group: \$0 Total: \$0

(d) For health business on indicated lines report: Number of persons insured under PPO managed care products0 and number of persons insured under indemnity only products0

(e) For health premiums written: amount of Medicare Title XVIII exempt from state taxes or fees \$0

(f) Certain Separate Account products are included in "Other" product categories in the table(s) above:

1. Individual Life - Other includes the following amounts related to Separate Account policies:

Column 1) \$0 Column 7) \$0 Column 12) \$0

2. Group Life - Other includes the following amounts related to Separate Account policies:

Column 1) \$0 Column 7) \$0 Column 12) \$0

3. Individual Annuities - Other includes the following amounts related to Separate Account policies:

Column 1) \$0 Column 7) \$0 Column 12) \$0

4. Group Annuities - Other includes the following amounts related to Separate Account policies:

Column 1) \$0 Column 7) \$0 Column 12) \$0



ANNUAL STATEMENT FOR THE YEAR 2023 OF THE United Transportation Union Insurance Association
LIFE INSURANCE (STATE PAGE)^(b)

NAIC Group Code 0000 BUSINESS IN THE STATE OF Florida DURING THE YEAR 2023 NAIC Company Code 56413

Line of Business	1 Premiums and Annuities Considerations	2 Other Considerations	Dividends to Policyholders/Refunds to Members				7 Total (Col. 3+4+5+6)	Claims and Benefits Paid				
			3 Paid in Cash or Left on Deposit	4 Applied to Pay Renewal Premiums	5 Applied to Provide Paid-Up Additions or Shorten the Endowment or Premium-Paying Period	6 Other		8 Death and Annuity Benefits	9 Matured Endowments	10 Surrender Values and Withdrawals for Life Contracts	11 All Other Benefits	12 Total (Sum Columns 8 through 11)
Individual Life												
1. Industrial	0	0	0	0	0	0	0	0	0	0	0	0
2. Whole	47,175	0	8	0	0	0	8	47,988	0	959	0	48,947
3. Term	28,796	0	0	0	0	0	0	0	0	0	0	0
4. Indexed	0	0	0	0	0	0	0	0	0	0	0	0
5. Universal	8,368	0	0	0	0	0	0	25,000	0	1,903	0	26,903
6. Universal with secondary guarantees	0	0	0	0	0	0	0	0	0	0	0	0
7. Variable	0	0	0	0	0	0	0	0	0	0	0	0
8. Variable universal	0	0	0	0	0	0	0	0	0	0	0	0
9. Credit	0	0	0	0	0	0	0	0	0	0	0	0
10. Other	(f) 0	0	0	0	0	0	0	0	0	0	0	0
11. Total Individual Life	84,339	0	8	0	0	0	8	72,988	0	0	2,861	75,849
Group Life												
12. Whole	0	0	0	0	0	0	0	0	0	0	0	0
13. Term	0	0	0	0	0	0	0	0	0	0	0	0
14. Universal	0	0	0	0	0	0	0	0	0	0	0	0
15. Variable	0	0	0	0	0	0	0	0	0	0	0	0
16. Variable universal	0	0	0	0	0	0	0	0	0	0	0	0
17. Credit	0	0	0	0	0	0	0	0	0	0	0	0
18. Other	(f) 0	0	0	0	0	0	0	0	0	0	0	0
19. Total Group Life	0	0	0	0	0	0	0	0	0	0	0	0
Individual Annuities												
20. Fixed	480	0	0	0	0	0	0	115,957	0	0	0	115,957
21. Indexed	0	0	0	0	0	0	0	0	0	0	0	0
22. Variable with guarantees	0	0	0	0	0	0	0	0	0	0	0	0
23. Variable without guarantees	0	0	0	0	0	0	0	0	0	0	0	0
24. Life contingent payout	0	0	0	0	0	0	0	0	0	8,943	0	8,943
25. Other	(f) 0	0	0	0	0	0	0	0	0	0	0	0
26. Total Individual Annuities	480	0	0	0	0	0	0	115,957	0	8,943	0	124,900
Group Annuities												
27. Fixed	0	0	0	0	0	0	0	0	0	0	0	0
28. Indexed	0	0	0	0	0	0	0	0	0	0	0	0
29. Variable with guarantees	0	0	0	0	0	0	0	0	0	0	0	0
30. Variable without guarantees	0	0	0	0	0	0	0	0	0	0	0	0
31. Life contingent payout	0	0	0	0	0	0	0	0	0	0	0	0
32. Other	(f) 0	0	0	0	0	0	0	0	0	0	0	0
33. Total Group Annuities	0	0	0	0	0	0	0	0	0	0	0	0
Accident and Health												
34. Comprehensive individual	(d) 0	0	0	0	0	0	0	XXX	XXX	XXX	0	0
35. Comprehensive group	(d) 0	0	0	0	0	0	0	XXX	XXX	XXX	0	0
36. Medicare Supplement	(d) 0	0	0	0	0	0	0	XXX	XXX	XXX	0	0
37. Vision only	(d) 0	0	0	0	0	0	0	XXX	XXX	XXX	0	0
38. Dental only	(d) 0	0	0	0	0	0	0	XXX	XXX	XXX	0	0
39. Federal Employees Health Benefits Plan	(d) 0	0	0	0	0	0	0	XXX	XXX	XXX	0	0
40. Title XVIII Medicare	(d) 0 (e) 0	0	0	0	0	0	0	XXX	XXX	XXX	0	0
41. Title XIX Medicaid	(d) 0	0	0	0	0	0	0	XXX	XXX	XXX	0	0
42. Credit A&H	0	0	0	0	0	0	0	XXX	XXX	XXX	0	0
43. Disability income	(d) 14,223	0	0	0	0	0	0	XXX	XXX	XXX	5,276	5,276
44. Long-term care	(d) 0	0	0	0	0	0	0	XXX	XXX	XXX	0	0
45. Other health	(d) 8,899	0	0	0	0	0	0	XXX	XXX	XXX	0	0
46. Total Accident and Health	23,123	0	0	0	0	0	0	XXX	XXX	XXX	5,276	5,276
47. Total	107,941 (c)	0	8	0	0	0	8	188,945	0	8,943	8,137	206,025

ANNUAL STATEMENT FOR THE YEAR 2023 OF THE United Transportation Union Insurance Association
LIFE INSURANCE (STATE PAGE) (Continued)^(b)

NAIC Group Code		0000		BUSINESS IN THE STATE OF		Florida		DURING THE YEAR							2023		NAIC Company Code		56413	
Line of Business		13	Direct Death Benefits, Matured Endowments Incurred and Annuity Benefits								22	Issued During Year		Other Changes to In Force (Net)		In Force December 31, Current Year (b)				
			Totals Paid		Reduction by Compromise		Amount Rejected		Total Settled During Current Year			23	24	25	26	27	28			
			14	15	16	17	18	19	20	21										
																		Number of Pols/ Certs	Amount	Number of Pols/ Certs
Individual Life																				
1. Industrial		0	0	0	0	0	0	0	0	0	0	0	0	0	0	0	0			
2. Whole		47,988	6	47,988	0	0	0	0	6	47,988	0	1	50,000	(8)	(96,211)	138	2,883,974			
3. Term		0	0	0	0	0	0	0	0	0	0	0	0	(5)	(112,445)	40	3,659,553			
4. Indexed		0	0	0	0	0	0	0	0	0	0	0	0	0	0	0	0			
5. Universal		25,000	1	25,000	0	0	0	0	1	25,000	0	0	0	(4)	(98,334)	25	539,209			
6. Universal with secondary guarantees		0	0	0	0	0	0	0	0	0	0	0	0	0	0	0	0			
7. Variable		0	0	0	0	0	0	0	0	0	0	0	0	0	0	0	0			
8. Variable universal		0	0	0	0	0	0	0	0	0	0	0	0	0	0	0	0			
9. Credit		0	0	0	0	0	0	0	0	0	0	0	0	0	0	0	0			
10. Other		(f) 0	0	0	0	0	0	0	0	0	0	0	0	0	0	0	0			
11. Total Individual Life		72,988	7	72,988	0	0	0	0	7	72,988	0	1	50,000	(17)	(306,990)	203	7,082,736			
Group Life																				
12. Whole		0	0	0	0	0	0	0	0	0	0	0	0	0	0	0	0			
13. Term		0	0	0	0	0	0	0	0	0	0	0	0	0	0	0	0			
14. Universal		0	0	0	0	0	0	0	0	0	0	0	0	0	0	0	0			
15. Variable		0	0	0	0	0	0	0	0	0	0	0	0	0	0	0	0			
16. Variable universal		0	0	0	0	0	0	0	0	0	0	0	0	0	0	0	0			
17. Credit		0	0	0	0	0	0	0	0	0	0	0	0	0	0	0	0			
18. Other		(f) 0	0	0	0	0	0	0	0	0	0	0	0	0	0	0	0 (a)			
19. Total Group Life		0	0	0	0	0	0	0	0	0	0	0	0	0	0	0	0			
Individual Annuities																				
20. Fixed		116,314	36	116,314	0	0	0	0	36	116,314	0	0	0	(2)	(60,213)	27	1,556,400			
21. Indexed		0	0	0	0	0	0	0	0	0	0	0	0	0	0	0	0			
22. Variable with guarantees		0	0	0	0	0	0	0	0	0	0	0	0	0	0	0	0			
23. Variable without guarantees		0	0	0	0	0	0	0	0	0	0	0	0	0	0	0	0			
24. Life contingent payout		8,943	12	8,943	0	0	0	0	12	8,943	0	0	0	0	0	1	133,379			
25. Other		(f) 0	0	0	0	0	0	0	0	0	0	0	0	0	0	0	0			
26. Total Individual Annuities		125,257	48	125,257	0	0	0	0	48	125,257	0	0	0	(2)	(60,213)	28	1,689,779			
Group Annuities																				
27. Fixed		0	0	0	0	0	0	0	0	0	0	0	0	0	0	0	0			
28. Indexed		0	0	0	0	0	0	0	0	0	0	0	0	0	0	0	0			
29. Variable with guarantees		0	0	0	0	0	0	0	0	0	0	0	0	0	0	0	0			
30. Variable without guarantees		0	0	0	0	0	0	0	0	0	0	0	0	0	0	0	0			
31. Life contingent payout		0	0	0	0	0	0	0	0	0	0	0	0	0	0	0	0			
32. Other		(f) 0	0	0	0	0	0	0	0	0	0	0	0	0	0	0	0			
33. Total Group Annuities		0	0	0	0	0	0	0	0	0	0	0	0	0	0	0	0			
Accident and Health																				
34. Comprehensive individual		(d) XXX	XXX	XXX	XXX	XXX	XXX	XXX	XXX	XXX	XXX	0	0	0	0	0	0			
35. Comprehensive group		(d) XXX	XXX	XXX	XXX	XXX	XXX	XXX	XXX	XXX	XXX	0	0	0	0	0	0			
36. Medicare Supplement		(d) XXX	XXX	XXX	XXX	XXX	XXX	XXX	XXX	XXX	XXX	0	0	0	0	0	0			
37. Vision only		(d) XXX	XXX	XXX	XXX	XXX	XXX	XXX	XXX	XXX	XXX	0	0	0	0	0	0			
38. Dental only		(d) XXX	XXX	XXX	XXX	XXX	XXX	XXX	XXX	XXX	XXX	0	0	0	0	0	0			
39. Federal Employees Health Benefits Plan		(d) XXX	XXX	XXX	XXX	XXX	XXX	XXX	XXX	XXX	XXX	0	0	0	0	0	0			
40. Title XVIII Medicare		(d) XXX	XXX	XXX	XXX	XXX	XXX	XXX	XXX	XXX	XXX	0	0	0	0	0	0			
41. Title XIX Medicaid		(d) XXX	XXX	XXX	XXX	XXX	XXX	XXX	XXX	XXX	XXX	0	0	0	0	0	0			
42. Credit A&H		XXX	XXX	XXX	XXX	XXX	XXX	XXX	XXX	XXX	XXX	0	0	0	0	0	0			
43. Disability income		(d) XXX	XXX	XXX	XXX	XXX	XXX	XXX	XXX	XXX	XXX	0	0	0	(1,637)	15	5,470			
44. Long-term care		(d) XXX	XXX	XXX	XXX	XXX	XXX	XXX	XXX	XXX	XXX	0	0	0	0	0	0			
45. Other health		(d) XXX	XXX	XXX	XXX	XXX	XXX	XXX	XXX	XXX	XXX	23	3,654	(33)	(8,176)	257	16,424			
46. Total Accident and Health		XXX	XXX	XXX	XXX	XXX	XXX	XXX	XXX	XXX	XXX	23	3,654	(33)	(9,813)	272	21,894			
47. TOTAL		198,245	55	198,245	0	0	0	0	55	198,245	0	24	53,654	(52)	(377,016)	503	8,794,409			

(a) Includes Group Credit Life Insurance Loans less than or equal to 60 months at issue, prior year \$ 0 , current year \$ 0 Loans greater than 60 months at issue BUT NOT GREATER THAN 120 MONTHS prior year \$ 0 , current year \$ 0

(b) Corporate Owned Life Insurance/BOLI: 1) Number of policies: 0 2) covering number of lives: 0 3) face amount \$ 0

(c) Deposit-Type Contract Considerations NOT included in Total Premiums and Annuities Considerations: Individual: \$ 0 Group: \$ 0 Total: \$ 0

(d) For health business on indicated lines report: Number of persons insured under PPO managed care products 0 and number of persons insured under indemnity only products 0

(e) For health premiums written: amount of Medicare Title XVIII exempt from state taxes or fees \$ 0

(f) Certain Separate Account products are included in "Other" product categories in the table(s) above:

1. Individual Life - Other includes the following amounts related to Separate Account policies: Column 1) \$ 0 Column 7) \$ 0 Column 12) \$ 0

2. Group Life - Other includes the following amounts related to Separate Account policies: Column 1) \$ 0 Column 7) \$ 0 Column 12) \$ 0

3. Individual Annuities - Other includes the following amounts related to Separate Account policies: Column 1) \$ 0 Column 7) \$ 0 Column 12) \$ 0

4. Group Annuities - Other includes the following amounts related to Separate Account policies: Column 1) \$ 0 Column 7) \$ 0 Column 12) \$ 0



ANNUAL STATEMENT FOR THE YEAR 2023 OF THE United Transportation Union Insurance Association
LIFE INSURANCE (STATE PAGE)^(b)

NAIC Group Code 0000 BUSINESS IN THE STATE OF Georgia DURING THE YEAR 2023 NAIC Company Code 56413

Line of Business	1 Premiums and Annuities Considerations	2 Other Considerations	Dividends to Policyholders/Refunds to Members					Claims and Benefits Paid				
			3 Paid in Cash or Left on Deposit	4 Applied to Pay Renewal Premiums	5 Applied to Provide Paid-Up Additions or Shorten the Endowment or Premium-Paying Period	6 Other	7 Total (Col. 3+4+5+6)	8 Death and Annuity Benefits	9 Matured Endowments	10 Surrender Values and Withdrawals for Life Contracts	11 All Other Benefits	12 Total (Sum Columns 8 through 11)
Individual Life												
1. Industrial	0	0	0	0	0	0	0	0	0	0	0	0
2. Whole	108,695	0	0	0	0	0	0	107,806	0	3,392	0	111,197
3. Term	55,563	0	0	0	0	0	0	75,000	0	1,312	0	76,312
4. Indexed	0	0	0	0	0	0	0	0	0	0	0	0
5. Universal	20,626	0	0	0	0	0	0	0	0	1,119	0	1,119
6. Universal with secondary guarantees	0	0	0	0	0	0	0	0	0	0	0	0
7. Variable	0	0	0	0	0	0	0	0	0	0	0	0
8. Variable universal	0	0	0	0	0	0	0	0	0	0	0	0
9. Credit	0	0	0	0	0	0	0	0	0	0	0	0
10. Other	0	0	0	0	0	0	0	0	0	0	0	0
11. Total Individual Life (f)	184,885	0	0	0	0	0	0	182,806	0	5,823	0	188,629
Group Life												
12. Whole	0	0	0	0	0	0	0	0	0	0	0	0
13. Term	0	0	0	0	0	0	0	0	0	0	0	0
14. Universal	0	0	0	0	0	0	0	0	0	0	0	0
15. Variable	0	0	0	0	0	0	0	0	0	0	0	0
16. Variable universal	0	0	0	0	0	0	0	0	0	0	0	0
17. Credit	0	0	0	0	0	0	0	0	0	0	0	0
18. Other	0	0	0	0	0	0	0	0	0	0	0	0
19. Total Group Life (f)	0	0	0	0	0	0	0	0	0	0	0	0
Individual Annuities												
20. Fixed	4,200	0	0	0	0	0	0	27,001	0	0	0	27,001
21. Indexed	0	0	0	0	0	0	0	0	0	0	0	0
22. Variable with guarantees	0	0	0	0	0	0	0	0	0	0	0	0
23. Variable without guarantees	0	0	0	0	0	0	0	0	0	0	0	0
24. Life contingent payout	0	0	0	0	0	0	0	0	0	0	0	0
25. Other	0	0	0	0	0	0	0	0	0	0	19,985	19,985
26. Total Individual Annuities (f)	4,200	0	0	0	0	0	0	27,001	0	0	19,985	46,987
Group Annuities												
27. Fixed	0	0	0	0	0	0	0	0	0	0	0	0
28. Indexed	0	0	0	0	0	0	0	0	0	0	0	0
29. Variable with guarantees	0	0	0	0	0	0	0	0	0	0	0	0
30. Variable without guarantees	0	0	0	0	0	0	0	0	0	0	0	0
31. Life contingent payout	0	0	0	0	0	0	0	0	0	0	0	0
32. Other	0	0	0	0	0	0	0	0	0	0	0	0
33. Total Group Annuities (f)	0	0	0	0	0	0	0	0	0	0	0	0
Accident and Health												
34. Comprehensive individual	0	0	0	0	0	0	0	XXX	XXX	XXX	0	0
35. Comprehensive group	0	0	0	0	0	0	0	XXX	XXX	XXX	0	0
36. Medicare Supplement	0	0	0	0	0	0	0	XXX	XXX	XXX	0	0
37. Vision only	0	0	0	0	0	0	0	XXX	XXX	XXX	0	0
38. Dental only	0	0	0	0	0	0	0	XXX	XXX	XXX	0	0
39. Federal Employees Health Benefits Plan	0	0	0	0	0	0	0	XXX	XXX	XXX	0	0
40. Title XVIII Medicare	0 (e)	0	0	0	0	0	0	XXX	XXX	XXX	0	0
41. Title XIX Medicaid	0	0	0	0	0	0	0	XXX	XXX	XXX	0	0
42. Credit A&H	0	0	0	0	0	0	0	XXX	XXX	XXX	0	0
43. Disability income	61,658	0	0	0	0	0	0	XXX	XXX	XXX	18,285	18,285
44. Long-term care	0	0	0	0	0	0	0	XXX	XXX	XXX	0	0
45. Other health	15,836	0	0	0	0	0	0	XXX	XXX	XXX	317	317
46. Total Accident and Health	77,494	0	0	0	0	0	0	XXX	XXX	XXX	18,601	18,601
47. Total	266,579 (c)	0	0	0	0	0	0	209,807	0	0	44,409	254,216

ANNUAL STATEMENT FOR THE YEAR 2023 OF THE United Transportation Union Insurance Association

LIFE INSURANCE (STATE PAGE) (Continued)^(b)

NAIC Group Code		0000		BUSINESS IN THE STATE OF		Georgia		DURING THE YEAR		2023		NAIC Company Code		56413					
Line of Business		Direct Death Benefits, Matured Endowments Incurred and Annuity Benefits										22		Policy Exhibit					
		13		Claims Settled During Current Year										Issued During Year		Other Changes to In Force (Net)		In Force December 31, Current Year (b)	
				Totals Paid		Reduction by Compromise		Amount Rejected		Total Settled During Current Year		23	24	25	26	27	28		
		14	15	16	17	18	19	20	21	Unpaid December 31, Current Year	Number of Pols/ Certs	Amount	Number of Pols/ Certs	Amount	Number of Pols/ Certs	Amount			
		Incurred During Current Year	Number of Pols/ Certs	Amount	Number of Pols/ Certs	Amount	Number of Pols/ Certs	Amount	Number of Pols/ Certs	Amount									
Individual Life																			
1.	Industrial	0	0	0	0	0	0	0	0	0	0	0	0	0	0	0			
2.	Whole	107,806	7	107,806	0	0	0	0	7	107,806	0	1	30,000	(12)	(230,524)	340	7,277,936		
3.	Term	75,000	1	75,000	0	0	0	0	1	75,000	0	1	452,000	(8)	(1,018,411)	109	8,399,275		
4.	Indexed	0	0	0	0	0	0	0	0	0	0	0	0	0	0	0	0		
5.	Universal	0	0	0	0	0	0	0	0	0	0	0	0	(4)	(71,114)	67	1,534,107		
6.	Universal with secondary guarantees	0	0	0	0	0	0	0	0	0	0	0	0	0	0	0	0		
7.	Variable	0	0	0	0	0	0	0	0	0	0	0	0	0	0	0	0		
8.	Variable universal	0	0	0	0	0	0	0	0	0	0	0	0	0	0	0	0		
9.	Credit	0	0	0	0	0	0	0	0	0	0	0	0	0	0	0	0		
10.	Other	0	0	0	0	0	0	0	0	0	0	0	0	0	0	0	0		
11.	Total Individual Life	182,806	8	182,806	0	0	0	0	8	182,806	0	2	482,000	(24)	(1,320,049)	516	17,211,318		
Group Life																			
12.	Whole	0	0	0	0	0	0	0	0	0	0	0	0	0	0	0	0		
13.	Term	0	0	0	0	0	0	0	0	0	0	0	0	0	0	0	0		
14.	Universal	0	0	0	0	0	0	0	0	0	0	0	0	0	0	0	0		
15.	Variable	0	0	0	0	0	0	0	0	0	0	0	0	0	0	0	0		
16.	Variable universal	0	0	0	0	0	0	0	0	0	0	0	0	0	0	0	0		
17.	Credit	0	0	0	0	0	0	0	0	0	0	0	0	0	0	0	0		
18.	Other	0	0	0	0	0	0	0	0	0	0	0	0	0	0	0	0		
19.	Total Group Life	0	0	0	0	0	0	0	0	0	0	0	0	0	0	0	0		
Individual Annuities																			
20.	Fixed	31,165	9	31,165	0	0	0	0	9	31,165	0	0	0	(3)	8,732	29	959,356		
21.	Indexed	0	0	0	0	0	0	0	0	0	0	0	0	0	0	0	0		
22.	Variable with guarantees	0	0	0	0	0	0	0	0	0	0	0	0	0	0	0	0		
23.	Variable without guarantees	0	0	0	0	0	0	0	0	0	0	0	0	0	0	0	0		
24.	Life contingent payout	0	0	0	0	0	0	0	0	0	0	0	0	0	0	0	0		
25.	Other	19,985	13	19,985	0	0	0	0	13	19,985	0	0	0	0	(807)	2	377,688		
26.	Total Individual Annuities	51,150	22	51,150	0	0	0	0	22	51,150	0	0	0	(3)	7,925	31	1,337,044		
Group Annuities																			
27.	Fixed	0	0	0	0	0	0	0	0	0	0	0	0	0	0	0	0		
28.	Indexed	0	0	0	0	0	0	0	0	0	0	0	0	0	0	0	0		
29.	Variable with guarantees	0	0	0	0	0	0	0	0	0	0	0	0	0	0	0	0		
30.	Variable without guarantees	0	0	0	0	0	0	0	0	0	0	0	0	0	0	0	0		
31.	Life contingent payout	0	0	0	0	0	0	0	0	0	0	0	0	0	0	0	0		
32.	Other	0	0	0	0	0	0	0	0	0	0	0	0	0	0	0	0		
33.	Total Group Annuities	0	0	0	0	0	0	0	0	0	0	0	0	0	0	0	0		
Accident and Health																			
34.	Comprehensive individual	(d) XXX	XXX	XXX	XXX	XXX	XXX	XXX	XXX	XXX	XXX	0	0	0	0	0	0		
35.	Comprehensive group	(d) XXX	XXX	XXX	XXX	XXX	XXX	XXX	XXX	XXX	XXX	0	0	0	0	0	0		
36.	Medicare Supplement	(d) XXX	XXX	XXX	XXX	XXX	XXX	XXX	XXX	XXX	XXX	0	0	0	0	0	0		
37.	Vision only	(d) XXX	XXX	XXX	XXX	XXX	XXX	XXX	XXX	XXX	XXX	0	0	0	0	0	0		
38.	Dental only	(d) XXX	XXX	XXX	XXX	XXX	XXX	XXX	XXX	XXX	XXX	0	0	0	0	0	0		
39.	Federal Employees Health Benefits Plan	(d) XXX	XXX	XXX	XXX	XXX	XXX	XXX	XXX	XXX	XXX	0	0	0	0	0	0		
40.	Title XVIII Medicare	(d) XXX	XXX	XXX	XXX	XXX	XXX	XXX	XXX	XXX	XXX	0	0	0	0	0	0		
41.	Title XIX Medicaid	(d) XXX	XXX	XXX	XXX	XXX	XXX	XXX	XXX	XXX	XXX	0	0	0	0	0	0		
42.	Credit A&H	XXX	XXX	XXX	XXX	XXX	XXX	XXX	XXX	XXX	XXX	0	0	0	0	0	0		
43.	Disability income	(d) XXX	XXX	XXX	XXX	XXX	XXX	XXX	XXX	XXX	XXX	0	0	(6)	(7,604)	79	31,158		
44.	Long-term care	(d) XXX	XXX	XXX	XXX	XXX	XXX	XXX	XXX	XXX	XXX	0	0	0	0	0	0		
45.	Other health	(d) XXX	XXX	XXX	XXX	XXX	XXX	XXX	XXX	XXX	XXX	62	9,756	(51)	(19,369)	522	38,958		
46.	Total Accident and Health	XXX	XXX	XXX	XXX	XXX	XXX	XXX	XXX	XXX	XXX	62	9,756	(57)	(26,973)	601	70,116		
47.	TOTAL		233,956	30	233,956	0	0	0	30	233,956	0	64	491,756	(84)	(1,339,097)	1,148	18,618,478		

(a) Includes Group Credit Life Insurance Loans less than or equal to 60 months at issue, prior year \$ 0 , current year \$ 0 Loans greater than 60 months at issue BUT NOT GREATER THAN 120 MONTHS prior year \$ 0 , current year \$ 0

(b) Corporate Owned Life Insurance/BOLI: 1) Number of policies: 0 2) covering number of lives: 0 3) face amount \$ 0

(c) Deposit-Type Contract Considerations NOT included in Total Premiums and Annuities Considerations: Individual: \$ 0 Group: \$ 0 Total: \$ 0

(d) For health business on indicated lines report: Number of persons insured under PPO managed care products 0 and number of persons insured under indemnity only products 0

(e) For health premiums written: amount of Medicare Title XVIII exempt from state taxes or fees \$ 0

(f) Certain Separate Account products are included in "Other" product categories in the table(s) above:

1. Individual Life - Other includes the following amounts related to Separate Account policies:

Column 1) \$ 0 Column 7) \$ 0 Column 12) \$ 0

2. Group Life - Other includes the following amounts related to Separate Account policies:

Column 1) \$ 0 Column 7) \$ 0 Column 12) \$ 0

3. Individual Annuities - Other includes the following amounts related to Separate Account policies:

Column 1) \$ 0 Column 7) \$ 0 Column 12) \$ 0

4. Group Annuities - Other includes the following amounts related to Separate Account policies:

Column 1) \$ 0 Column 7) \$ 0 Column 12) \$ 0



ANNUAL STATEMENT FOR THE YEAR 2023 OF THE United Transportation Union Insurance Association
LIFE INSURANCE (STATE PAGE)^(b)

NAIC Group Code 0000 BUSINESS IN THE STATE OF Hawaii DURING THE YEAR 2023 NAIC Company Code 56413

Line of Business	1 Premiums and Annuities Considerations	2 Other Considerations	Dividends to Policyholders/Refunds to Members					Claims and Benefits Paid				
			3 Paid in Cash or Left on Deposit	4 Applied to Pay Renewal Premiums	5 Applied to Provide Paid-Up Additions or Shorten the Endowment or Premium-Paying Period	6 Other	7 Total (Col. 3+4+5+6)	8 Death and Annuity Benefits	9 Matured Endowments	10 Surrender Values and Withdrawals for Life Contracts	11 All Other Benefits	12 Total (Sum Columns 8 through 11)
Individual Life												
1. Industrial	0	0	0	0	0	0	0	0	0	0	0	0
2. Whole	0	0	0	0	0	0	0	0	0	0	0	0
3. Term	0	0	0	0	0	0	0	0	0	0	0	0
4. Indexed	0	0	0	0	0	0	0	0	0	0	0	0
5. Universal	0	0	0	0	0	0	0	0	0	0	0	0
6. Universal with secondary guarantees	0	0	0	0	0	0	0	0	0	0	0	0
7. Variable	0	0	0	0	0	0	0	0	0	0	0	0
8. Variable universal	0	0	0	0	0	0	0	0	0	0	0	0
9. Credit	0	0	0	0	0	0	0	0	0	0	0	0
10. Other	(f) 0	0	0	0	0	0	0	0	0	0	0	0
11. Total Individual Life	0	0	0	0	0	0	0	0	0	0	0	0
Group Life												
12. Whole	0	0	0	0	0	0	0	0	0	0	0	0
13. Term	0	0	0	0	0	0	0	0	0	0	0	0
14. Universal	0	0	0	0	0	0	0	0	0	0	0	0
15. Variable	0	0	0	0	0	0	0	0	0	0	0	0
16. Variable universal	0	0	0	0	0	0	0	0	0	0	0	0
17. Credit	0	0	0	0	0	0	0	0	0	0	0	0
18. Other	(f) 0	0	0	0	0	0	0	0	0	0	0	0
19. Total Group Life	0	0	0	0	0	0	0	0	0	0	0	0
Individual Annuities												
20. Fixed	0	0	0	0	0	0	0	0	0	0	0	0
21. Indexed	0	0	0	0	0	0	0	0	0	0	0	0
22. Variable with guarantees	0	0	0	0	0	0	0	0	0	0	0	0
23. Variable without guarantees	0	0	0	0	0	0	0	0	0	0	0	0
24. Life contingent payout	0	0	0	0	0	0	0	0	0	0	0	0
25. Other	(f) 0	0	0	0	0	0	0	0	0	0	0	0
26. Total Individual Annuities	0	0	0	0	0	0	0	0	0	0	0	0
Group Annuities												
27. Fixed	0	0	0	0	0	0	0	0	0	0	0	0
28. Indexed	0	0	0	0	0	0	0	0	0	0	0	0
29. Variable with guarantees	0	0	0	0	0	0	0	0	0	0	0	0
30. Variable without guarantees	0	0	0	0	0	0	0	0	0	0	0	0
31. Life contingent payout	0	0	0	0	0	0	0	0	0	0	0	0
32. Other	(f) 0	0	0	0	0	0	0	0	0	0	0	0
33. Total Group Annuities	0	0	0	0	0	0	0	0	0	0	0	0
Accident and Health												
34. Comprehensive individual	(d) 0	0	0	0	0	0	0	XXX	XXX	XXX	0	0
35. Comprehensive group	(d) 0	0	0	0	0	0	0	XXX	XXX	XXX	0	0
36. Medicare Supplement	(d) 0	0	0	0	0	0	0	XXX	XXX	XXX	0	0
37. Vision only	(d) 0	0	0	0	0	0	0	XXX	XXX	XXX	0	0
38. Dental only	(d) 0	0	0	0	0	0	0	XXX	XXX	XXX	0	0
39. Federal Employees Health Benefits Plan	(d) 0	0	0	0	0	0	0	XXX	XXX	XXX	0	0
40. Title XVIII Medicare	(d) 0 (e)	0	0	0	0	0	0	XXX	XXX	XXX	0	0
41. Title XIX Medicaid	(d) 0	0	0	0	0	0	0	XXX	XXX	XXX	0	0
42. Credit A&H	0	0	0	0	0	0	0	XXX	XXX	XXX	0	0
43. Disability income	(d) 0	0	0	0	0	0	0	XXX	XXX	XXX	0	0
44. Long-term care	(d) 0	0	0	0	0	0	0	XXX	XXX	XXX	0	0
45. Other health	(d) 0	0	0	0	0	0	0	XXX	XXX	XXX	0	0
46. Total Accident and Health	0	0	0	0	0	0	0	XXX	XXX	XXX	0	0
47. Total	0 (c)	0	0	0	0	0	0	0	0	0	0	0

ANNUAL STATEMENT FOR THE YEAR 2023 OF THE United Transportation Union Insurance Association

LIFE INSURANCE (STATE PAGE) (Continued)^(b)

NAIC Group Code		0000		BUSINESS IN THE STATE OF		Hawaii		DURING THE YEAR				2023		NAIC Company Code		56413	
Line of Business		13 Incurred During Current Year	Direct Death Benefits, Matured Endowments Incurred and Annuity Benefits								22 Unpaid December 31, Current Year	Issued During Year		Other Changes to In Force (Net)		In Force December 31, Current Year (b)	
			Totals Paid		Reduction by Compromise		Amount Rejected		Total Settled During Current Year			23 Number of Pols/ Certs	24 Amount	25 Number of Pols/ Certs	26 Amount	27 Number of Pols/ Certs	28 Amount
			14 Number of Pols/ Certs	15 Amount	16 Number of Pols/ Certs	17 Amount	18 Number of Pols/ Certs	19 Amount	20 Number of Pols/ Certs	21 Amount							
Individual Life																	
1. Industrial		0	0	0	0	0	0	0	0	0	0	0	0	0	0	0	
2. Whole		0	0	0	0	0	0	0	0	0	0	0	0	0	0	0	
3. Term		0	0	0	0	0	0	0	0	0	0	0	0	0	0	0	
4. Indexed		0	0	0	0	0	0	0	0	0	0	0	0	0	0	0	
5. Universal		0	0	0	0	0	0	0	0	0	0	0	0	0	0	0	
6. Universal with secondary guarantees		0	0	0	0	0	0	0	0	0	0	0	0	0	0	0	
7. Variable		0	0	0	0	0	0	0	0	0	0	0	0	0	0	0	
8. Variable universal		0	0	0	0	0	0	0	0	0	0	0	0	0	0	0	
9. Credit		0	0	0	0	0	0	0	0	0	0	0	0	0	0	0	
10. Other		0	0	0	0	0	0	0	0	0	0	0	0	0	0	0	
11. Total Individual Life		0	0	0	0	0	0	0	0	0	0	0	0	0	0	0	
Group Life																	
12. Whole		0	0	0	0	0	0	0	0	0	0	0	0	0	0	0	
13. Term		0	0	0	0	0	0	0	0	0	0	0	0	0	0	0	
14. Universal		0	0	0	0	0	0	0	0	0	0	0	0	0	0	0	
15. Variable		0	0	0	0	0	0	0	0	0	0	0	0	0	0	0	
16. Variable universal		0	0	0	0	0	0	0	0	0	0	0	0	0	0	0	
17. Credit		0	0	0	0	0	0	0	0	0	0	0	0	0	0	0	
18. Other		0	0	0	0	0	0	0	0	0	0	0	0	0	0	0 (a)	
19. Total Group Life		0	0	0	0	0	0	0	0	0	0	0	0	0	0	0	
Individual Annuities																	
20. Fixed		0	0	0	0	0	0	0	0	0	0	0	0	0	0	0	
21. Indexed		0	0	0	0	0	0	0	0	0	0	0	0	0	0	0	
22. Variable with guarantees		0	0	0	0	0	0	0	0	0	0	0	0	0	0	0	
23. Variable without guarantees		0	0	0	0	0	0	0	0	0	0	0	0	0	0	0	
24. Life contingent payout		0	0	0	0	0	0	0	0	0	0	0	0	0	0	0	
25. Other		0	0	0	0	0	0	0	0	0	0	0	0	0	0	0	
26. Total Individual Annuities		0	0	0	0	0	0	0	0	0	0	0	0	0	0	0	
Group Annuities																	
27. Fixed		0	0	0	0	0	0	0	0	0	0	0	0	0	0	0	
28. Indexed		0	0	0	0	0	0	0	0	0	0	0	0	0	0	0	
29. Variable with guarantees		0	0	0	0	0	0	0	0	0	0	0	0	0	0	0	
30. Variable without guarantees		0	0	0	0	0	0	0	0	0	0	0	0	0	0	0	
31. Life contingent payout		0	0	0	0	0	0	0	0	0	0	0	0	0	0	0	
32. Other		0	0	0	0	0	0	0	0	0	0	0	0	0	0	0	
33. Total Group Annuities		0	0	0	0	0	0	0	0	0	0	0	0	0	0	0	
Accident and Health																	
34. Comprehensive individual		(d) XXX	XXX	XXX	XXX	XXX	XXX	XXX	XXX	XXX	XXX	0	0	0	0	0	
35. Comprehensive group		(d) XXX	XXX	XXX	XXX	XXX	XXX	XXX	XXX	XXX	XXX	0	0	0	0	0	
36. Medicare Supplement		(d) XXX	XXX	XXX	XXX	XXX	XXX	XXX	XXX	XXX	XXX	0	0	0	0	0	
37. Vision only		(d) XXX	XXX	XXX	XXX	XXX	XXX	XXX	XXX	XXX	XXX	0	0	0	0	0	
38. Dental only		(d) XXX	XXX	XXX	XXX	XXX	XXX	XXX	XXX	XXX	XXX	0	0	0	0	0	
39. Federal Employees Health Benefits Plan		(d) XXX	XXX	XXX	XXX	XXX	XXX	XXX	XXX	XXX	XXX	0	0	0	0	0	
40. Title XVIII Medicare		(d) XXX	XXX	XXX	XXX	XXX	XXX	XXX	XXX	XXX	XXX	0	0	0	0	0	
41. Title XIX Medicaid		(d) XXX	XXX	XXX	XXX	XXX	XXX	XXX	XXX	XXX	XXX	0	0	0	0	0	
42. Credit A&H		XXX	XXX	XXX	XXX	XXX	XXX	XXX	XXX	XXX	XXX	0	0	0	0	0	
43. Disability income		(d) XXX	XXX	XXX	XXX	XXX	XXX	XXX	XXX	XXX	XXX	0	0	0	0	0	
44. Long-term care		(d) XXX	XXX	XXX	XXX	XXX	XXX	XXX	XXX	XXX	XXX	0	0	0	0	0	
45. Other health		(d) XXX	XXX	XXX	XXX	XXX	XXX	XXX	XXX	XXX	XXX	0	0	0	0	0	
46. Total Accident and Health		XXX	XXX	XXX	XXX	XXX	XXX	XXX	XXX	XXX	XXX	0	0	0	0	0	
47. TOTAL		0	0	0	0	0	0	0	0	0	0	0	0	0	0	0	

(a) Includes Group Credit Life Insurance Loans less than or equal to 60 months at issue, prior year \$0 , current year \$0 Loans greater than 60 months at issue BUT NOT GREATER THAN 120 MONTHS prior year \$0 , current year \$0

(b) Corporate Owned Life Insurance/BOLI: 1) Number of policies:0 2) covering number of lives:0 3) face amount \$0

(c) Deposit-Type Contract Considerations NOT included in Total Premiums and Annuities Considerations: Individual: \$0 Group: \$0 Total: \$0

(d) For health business on indicated lines report: Number of persons insured under PPO managed care products0 and number of persons insured under indemnity only products0

(e) For health premiums written: amount of Medicare Title XVIII exempt from state taxes or fees \$0

(f) Certain Separate Account products are included in "Other" product categories in the table(s) above:

1. Individual Life - Other includes the following amounts related to Separate Account policies: Column 1) \$0 Column 7) \$0 Column 12) \$0

2. Group Life - Other includes the following amounts related to Separate Account policies: Column 1) \$0 Column 7) \$0 Column 12) \$0

3. Individual Annuities - Other includes the following amounts related to Separate Account policies: Column 1) \$0 Column 7) \$0 Column 12) \$0

4. Group Annuities - Other includes the following amounts related to Separate Account policies: Column 1) \$0 Column 7) \$0 Column 12) \$0



ANNUAL STATEMENT FOR THE YEAR 2023 OF THE United Transportation Union Insurance Association
LIFE INSURANCE (STATE PAGE)^(b)

NAIC Group Code 0000 BUSINESS IN THE STATE OF Idaho DURING THE YEAR 2023 NAIC Company Code 56413

Line of Business	1 Premiums and Annuities Considerations	2 Other Considerations	Dividends to Policyholders/Refunds to Members				7 Total (Col. 3+4+5+6)	8 Death and Annuity Benefits	Claims and Benefits Paid			
			3 Paid in Cash or Left on Deposit	4 Applied to Pay Renewal Premiums	5 Applied to Provide Paid-Up Additions or Shorten the Endowment or Premium-Paying Period	6 Other			9 Matured Endowments	10 Surrender Values and Withdrawals for Life Contracts	11 All Other Benefits	12 Total (Sum Columns 8 through 11)
Individual Life												
1. Industrial	0	0	0	0	0	0	0	0	0	0	0	0
2. Whole	14,871	0	0	0	0	0	0	19,361	0	0	497	19,857
3. Term	18,378	0	0	0	0	0	0	0	0	0	0	0
4. Indexed	0	0	0	0	0	0	0	0	0	0	0	0
5. Universal	2,753	0	0	0	0	0	0	0	0	0	435	435
6. Universal with secondary guarantees	0	0	0	0	0	0	0	0	0	0	0	0
7. Variable	0	0	0	0	0	0	0	0	0	0	0	0
8. Variable universal	0	0	0	0	0	0	0	0	0	0	0	0
9. Credit	0	0	0	0	0	0	0	0	0	0	0	0
10. Other	(f) 0	0	0	0	0	0	0	0	0	0	0	0
11. Total Individual Life	36,001	0	0	0	0	0	0	19,361	0	0	931	20,292
Group Life												
12. Whole	0	0	0	0	0	0	0	0	0	0	0	0
13. Term	0	0	0	0	0	0	0	0	0	0	0	0
14. Universal	0	0	0	0	0	0	0	0	0	0	0	0
15. Variable	0	0	0	0	0	0	0	0	0	0	0	0
16. Variable universal	0	0	0	0	0	0	0	0	0	0	0	0
17. Credit	0	0	0	0	0	0	0	0	0	0	0	0
18. Other	(f) 0	0	0	0	0	0	0	0	0	0	0	0
19. Total Group Life	0	0	0	0	0	0	0	0	0	0	0	0
Individual Annuities												
20. Fixed	11,535	0	0	0	0	0	0	2,867	0	0	0	2,867
21. Indexed	0	0	0	0	0	0	0	0	0	0	0	0
22. Variable with guarantees	0	0	0	0	0	0	0	0	0	0	0	0
23. Variable without guarantees	0	0	0	0	0	0	0	0	0	0	0	0
24. Life contingent payout	0	0	0	0	0	0	0	0	0	0	0	0
25. Other	(f) 0	0	0	0	0	0	0	0	0	0	0	0
26. Total Individual Annuities	11,535	0	0	0	0	0	0	2,867	0	0	0	2,867
Group Annuities												
27. Fixed	0	0	0	0	0	0	0	0	0	0	0	0
28. Indexed	0	0	0	0	0	0	0	0	0	0	0	0
29. Variable with guarantees	0	0	0	0	0	0	0	0	0	0	0	0
30. Variable without guarantees	0	0	0	0	0	0	0	0	0	0	0	0
31. Life contingent payout	0	0	0	0	0	0	0	0	0	0	0	0
32. Other	(f) 0	0	0	0	0	0	0	0	0	0	0	0
33. Total Group Annuities	0	0	0	0	0	0	0	0	0	0	0	0
Accident and Health												
34. Comprehensive individual	(d) 0	0	0	0	0	0	0	XXX	XXX	XXX	0	0
35. Comprehensive group	(d) 0	0	0	0	0	0	0	XXX	XXX	XXX	0	0
36. Medicare Supplement	(d) 0	0	0	0	0	0	0	XXX	XXX	XXX	0	0
37. Vision only	(d) 0	0	0	0	0	0	0	XXX	XXX	XXX	0	0
38. Dental only	(d) 0	0	0	0	0	0	0	XXX	XXX	XXX	0	0
39. Federal Employees Health Benefits Plan	(d) 0	0	0	0	0	0	0	XXX	XXX	XXX	0	0
40. Title XVIII Medicare	(d) 0 (e) 0	0	0	0	0	0	0	XXX	XXX	XXX	0	0
41. Title XIX Medicaid	(d) 0	0	0	0	0	0	0	XXX	XXX	XXX	0	0
42. Credit A&H	0	0	0	0	0	0	0	XXX	XXX	XXX	0	0
43. Disability income	(d) 24,629	0	0	0	0	0	0	XXX	XXX	XXX	0	0
44. Long-term care	(d) 0	0	0	0	0	0	0	XXX	XXX	XXX	0	0
45. Other health	(d) 11,191	0	0	0	0	0	0	XXX	XXX	XXX	2,110	2,110
46. Total Accident and Health	35,820	0	0	0	0	0	0	XXX	XXX	XXX	2,110	2,110
47. Total	83,356 (c)	0	0	0	0	0	0	22,228	0	0	3,042	25,269

ANNUAL STATEMENT FOR THE YEAR 2023 OF THE United Transportation Union Insurance Association
LIFE INSURANCE (STATE PAGE) (Continued)^(b)

NAIC Group Code		0000		BUSINESS IN THE STATE OF		Idaho		DURING THE YEAR				2023		NAIC Company Code		56413	
Line of Business		13 Incurred During Current Year	Direct Death Benefits, Matured Endowments Incurred and Annuity Benefits								22 Unpaid December 31, Current Year	Issued During Year		Other Changes to In Force (Net)		In Force December 31, Current Year (b)	
			Claims Settled During Current Year		Total Settled During Current Year		23 Number of Pols/ Certs	24 Amount	25 Number of Pols/ Certs	26 Amount		27 Number of Pols/ Certs	28 Amount				
			Totals Paid		Reduction by Compromise									Amount Rejected			
			14 Number of Pols/ Certs	15 Amount	16 Number of Pols/ Certs	17 Amount								18 Number of Pols/ Certs	19 Amount	20 Number of Pols/ Certs	21 Amount
Individual Life																	
1. Industrial		0	0	0	0	0	0	0	0	0	0	0	0	0	0	0	0
2. Whole		19,361	5	19,361	0	0	0	0	5	19,361	1,863	0	0	(8)	(124,821)	95	1,040,486
3. Term		0	0	0	0	0	0	0	0	0	0	0	0	0	0	32	4,243,141
4. Indexed		0	0	0	0	0	0	0	0	0	0	0	0	0	0	0	0
5. Universal		0	0	0	0	0	0	0	0	0	0	0	0	0	0	8	191,551
6. Universal with secondary guarantees		0	0	0	0	0	0	0	0	0	0	0	0	0	0	0	0
7. Variable		0	0	0	0	0	0	0	0	0	0	0	0	0	0	0	0
8. Variable universal		0	0	0	0	0	0	0	0	0	0	0	0	0	0	0	0
9. Credit		0	0	0	0	0	0	0	0	0	0	0	0	0	0	0	0
10. Other		0	0	0	0	0	0	0	0	0	0	0	0	0	0	0	0
11. Total Individual Life		19,361	5	19,361	0	0	0	0	5	19,361	1,863	0	0	(8)	(124,821)	135	5,475,178
Group Life																	
12. Whole		0	0	0	0	0	0	0	0	0	0	0	0	0	0	0	0
13. Term		0	0	0	0	0	0	0	0	0	0	0	0	0	0	0	0
14. Universal		0	0	0	0	0	0	0	0	0	0	0	0	0	0	0	0
15. Variable		0	0	0	0	0	0	0	0	0	0	0	0	0	0	0	0
16. Variable universal		0	0	0	0	0	0	0	0	0	0	0	0	0	0	0	0
17. Credit		0	0	0	0	0	0	0	0	0	0	0	0	0	0	0	0
18. Other		0	0	0	0	0	0	0	0	0	0	0	0	0	0	0	0 (a)
19. Total Group Life		0	0	0	0	0	0	0	0	0	0	0	0	0	0	0	0
Individual Annuities																	
20. Fixed		2,867	2	2,867	0	0	0	0	2	2,867	0	0	0	0	13,211	16	125,644
21. Indexed		0	0	0	0	0	0	0	0	0	0	0	0	0	0	0	0
22. Variable with guarantees		0	0	0	0	0	0	0	0	0	0	0	0	0	0	0	0
23. Variable without guarantees		0	0	0	0	0	0	0	0	0	0	0	0	0	0	0	0
24. Life contingent payout		0	0	0	0	0	0	0	0	0	0	0	0	0	0	0	0
25. Other		0	0	0	0	0	0	0	0	0	0	0	0	0	0	0	0
26. Total Individual Annuities		2,867	2	2,867	0	0	0	0	2	2,867	0	0	0	0	13,211	16	125,644
Group Annuities																	
27. Fixed		0	0	0	0	0	0	0	0	0	0	0	0	0	0	0	0
28. Indexed		0	0	0	0	0	0	0	0	0	0	0	0	0	0	0	0
29. Variable with guarantees		0	0	0	0	0	0	0	0	0	0	0	0	0	0	0	0
30. Variable without guarantees		0	0	0	0	0	0	0	0	0	0	0	0	0	0	0	0
31. Life contingent payout		0	0	0	0	0	0	0	0	0	0	0	0	0	0	0	0
32. Other		0	0	0	0	0	0	0	0	0	0	0	0	0	0	0	0
33. Total Group Annuities		0	0	0	0	0	0	0	0	0	0	0	0	0	0	0	0
Accident and Health																	
34. Comprehensive individual		(d) XXX	XXX	XXX	XXX	XXX	XXX	XXX	XXX	XXX	XXX	0	0	0	0	0	0
35. Comprehensive group		(d) XXX	XXX	XXX	XXX	XXX	XXX	XXX	XXX	XXX	XXX	0	0	0	0	0	0
36. Medicare Supplement		(d) XXX	XXX	XXX	XXX	XXX	XXX	XXX	XXX	XXX	XXX	0	0	0	0	0	0
37. Vision only		(d) XXX	XXX	XXX	XXX	XXX	XXX	XXX	XXX	XXX	XXX	0	0	0	0	0	0
38. Dental only		(d) XXX	XXX	XXX	XXX	XXX	XXX	XXX	XXX	XXX	XXX	0	0	0	0	0	0
39. Federal Employees Health Benefits Plan		(d) XXX	XXX	XXX	XXX	XXX	XXX	XXX	XXX	XXX	XXX	0	0	0	0	0	0
40. Title XVIII Medicare		(d) XXX	XXX	XXX	XXX	XXX	XXX	XXX	XXX	XXX	XXX	0	0	0	0	0	0
41. Title XIX Medicaid		(d) XXX	XXX	XXX	XXX	XXX	XXX	XXX	XXX	XXX	XXX	0	0	0	0	0	0
42. Credit A&H		XXX	XXX	XXX	XXX	XXX	XXX	XXX	XXX	XXX	XXX	0	0	0	0	0	0
43. Disability income		(d) XXX	XXX	XXX	XXX	XXX	XXX	XXX	XXX	XXX	XXX	0	0	(1)	(2,144)	11	7,153
44. Long-term care		(d) XXX	XXX	XXX	XXX	XXX	XXX	XXX	XXX	XXX	XXX	0	0	0	0	0	0
45. Other health		(d) XXX	XXX	XXX	XXX	XXX	XXX	XXX	XXX	XXX	XXX	19	4,332	(18)	(15,675)	228	21,696
46. Total Accident and Health		XXX	XXX	XXX	XXX	XXX	XXX	XXX	XXX	XXX	XXX	19	4,332	(19)	(17,819)	239	28,849
47. TOTAL		22,228	7	22,228	0	0	0	0	7	22,228	1,863	19	4,332	(27)	(129,429)	390	5,629,671

(a) Includes Group Credit Life Insurance Loans less than or equal to 60 months at issue, prior year \$ 0 , current year \$ 0 Loans greater than 60 months at issue BUT NOT GREATER THAN 120 MONTHS prior year \$ 0 , current year \$ 0

(b) Corporate Owned Life Insurance/BOLI: 1) Number of policies: 0 2) covering number of lives: 0 3) face amount \$ 0

(c) Deposit-Type Contract Considerations NOT included in Total Premiums and Annuities Considerations: Individual: \$ 0 Group: \$ 0 Total: \$ 0

(d) For health business on indicated lines report: Number of persons insured under PPO managed care products 0 and number of persons insured under indemnity only products 0

(e) For health premiums written: amount of Medicare Title XVIII exempt from state taxes or fees \$ 0

(f) Certain Separate Account products are included in "Other" product categories in the table(s) above:

1. Individual Life - Other includes the following amounts related to Separate Account policies:

Column 1) \$ 0 Column 7) \$ 0 Column 12) \$ 0

2. Group Life - Other includes the following amounts related to Separate Account policies:

Column 1) \$ 0 Column 7) \$ 0 Column 12) \$ 0

3. Individual Annuities - Other includes the following amounts related to Separate Account policies:

Column 1) \$ 0 Column 7) \$ 0 Column 12) \$ 0

4. Group Annuities - Other includes the following amounts related to Separate Account policies:

Column 1) \$ 0 Column 7) \$ 0 Column 12) \$ 0



ANNUAL STATEMENT FOR THE YEAR 2023 OF THE United Transportation Union Insurance Association
LIFE INSURANCE (STATE PAGE)^(b)

NAIC Group Code 0000 BUSINESS IN THE STATE OF Illinois DURING THE YEAR 2023 NAIC Company Code 56413

Line of Business	1 Premiums and Annuities Considerations	2 Other Considerations	Dividends to Policyholders/Refunds to Members				7 Total (Col. 3+4+5+6)	8 Death and Annuity Benefits	Claims and Benefits Paid			
			3 Paid in Cash or Left on Deposit	4 Applied to Pay Renewal Premiums	5 Applied to Provide Paid-Up Additions or Shorten the Endowment or Premium-Paying Period	6 Other			9 Matured Endowments	10 Surrender Values and Withdrawals for Life Contracts	11 All Other Benefits	12 Total (Sum Columns 8 through 11)
Individual Life												
1. Industrial	0	0	0	0	0	0	0	0	0	0	0	0
2. Whole	233,452	0	208	0	0	0	208	94,094	1,000	0	3,274	98,368
3. Term	105,957	0	0	0	0	0	0	0	0	0	2,131	2,131
4. Indexed	0	0	0	0	0	0	0	0	0	0	0	0
5. Universal	59,186	0	0	0	0	0	0	57,310	0	0	905	58,215
6. Universal with secondary guarantees	0	0	0	0	0	0	0	0	0	0	0	0
7. Variable	0	0	0	0	0	0	0	0	0	0	0	0
8. Variable universal	0	0	0	0	0	0	0	0	0	0	0	0
9. Credit	0	0	0	0	0	0	0	0	0	0	0	0
10. Other	(f) 0	0	0	0	0	0	0	0	0	0	0	0
11. Total Individual Life	398,595	0	208	0	0	0	208	151,403	1,000	0	6,311	158,714
Group Life												
12. Whole	0	0	0	0	0	0	0	0	0	0	0	0
13. Term	0	0	0	0	0	0	0	0	0	0	0	0
14. Universal	0	0	0	0	0	0	0	0	0	0	0	0
15. Variable	0	0	0	0	0	0	0	0	0	0	0	0
16. Variable universal	0	0	0	0	0	0	0	0	0	0	0	0
17. Credit	0	0	0	0	0	0	0	0	0	0	0	0
18. Other	(f) 0	0	0	0	0	0	0	0	0	0	0	0
19. Total Group Life	0	0	0	0	0	0	0	0	0	0	0	0
Individual Annuities												
20. Fixed	43,992	0	0	0	0	0	0	558,434	0	0	0	558,434
21. Indexed	0	0	0	0	0	0	0	0	0	0	0	0
22. Variable with guarantees	0	0	0	0	0	0	0	0	0	0	0	0
23. Variable without guarantees	0	0	0	0	0	0	0	0	0	0	0	0
24. Life contingent payout	0	0	0	0	0	0	0	0	0	0	0	0
25. Other	(f) 0	0	0	0	0	0	0	0	0	0	0	0
26. Total Individual Annuities	43,992	0	0	0	0	0	0	558,434	0	0	0	558,434
Group Annuities												
27. Fixed	0	0	0	0	0	0	0	0	0	0	0	0
28. Indexed	0	0	0	0	0	0	0	0	0	0	0	0
29. Variable with guarantees	0	0	0	0	0	0	0	0	0	0	0	0
30. Variable without guarantees	0	0	0	0	0	0	0	0	0	0	0	0
31. Life contingent payout	0	0	0	0	0	0	0	0	0	0	0	0
32. Other	(f) 0	0	0	0	0	0	0	0	0	0	0	0
33. Total Group Annuities	0	0	0	0	0	0	0	0	0	0	0	0
Accident and Health												
34. Comprehensive individual	(d) 0	0	0	0	0	0	0	XXX	XXX	XXX	0	0
35. Comprehensive group	(d) 0	0	0	0	0	0	0	XXX	XXX	XXX	0	0
36. Medicare Supplement	(d) 0	0	0	0	0	0	0	XXX	XXX	XXX	0	0
37. Vision only	(d) 0	0	0	0	0	0	0	XXX	XXX	XXX	0	0
38. Dental only	(d) 0	0	0	0	0	0	0	XXX	XXX	XXX	0	0
39. Federal Employees Health Benefits Plan	(d) 0	0	0	0	0	0	0	XXX	XXX	XXX	0	0
40. Title XVIII Medicare	(d) 0 (e) 0	0	0	0	0	0	0	XXX	XXX	XXX	0	0
41. Title XIX Medicaid	(d) 0	0	0	0	0	0	0	XXX	XXX	XXX	0	0
42. Credit A&H	0	0	0	0	0	0	0	XXX	XXX	XXX	0	0
43. Disability income	(d) 210,108	0	0	0	0	0	0	XXX	XXX	XXX	51,036	51,036
44. Long-term care	(d) 0	0	0	0	0	0	0	XXX	XXX	XXX	0	0
45. Other health	(d) 129,967	0	0	0	0	0	0	XXX	XXX	XXX	686	686
46. Total Accident and Health	340,075	0	0	0	0	0	0	XXX	XXX	XXX	51,722	51,722
47. Total	782,662 (c)	0	208	0	0	0	208	709,837	1,000	0	58,032	768,870

ANNUAL STATEMENT FOR THE YEAR 2023 OF THE United Transportation Union Insurance Association
LIFE INSURANCE (STATE PAGE) (Continued)^(b)

NAIC Group Code		0000		BUSINESS IN THE STATE OF		Illinois		DURING THE YEAR				2023		NAIC Company Code		56413	
Line of Business		13 Incurred During Current Year	Direct Death Benefits, Matured Endowments Incurred and Annuity Benefits								22 Unpaid December 31, Current Year	Issued During Year		Other Changes to In Force (Net)		In Force December 31, Current Year (b)	
			Totals Paid		Reduction by Compromise		Amount Rejected		Total Settled During Current Year			23 Number of Pols/ Certs	24 Amount	25 Number of Pols/ Certs	26 Amount	27 Number of Pols/ Certs	28 Amount
			14 Number of Pols/ Certs	15 Amount	16 Number of Pols/ Certs	17 Amount	18 Number of Pols/ Certs	19 Amount	20 Number of Pols/ Certs	21 Amount							
Individual Life		0	0	0	0	0	0	0	0	0	0	0	0	0	0	0	
1. Industrial		95,094	9	95,094	0	0	0	0	9	95,094	0	6	151,001	(41)	(1,142,368)	720	16,187,499
3. Term		0	0	0	0	0	0	0	0	0	0	6	3,003,000	(16)	(1,500,716)	216	18,490,832
4. Indexed		0	0	0	0	0	0	0	0	0	0	0	0	0	0	0	0
5. Universal		57,310	3	57,310	0	0	0	0	3	57,310	0	0	0	(7)	(215,513)	183	4,407,269
6. Universal with secondary guarantees		0	0	0	0	0	0	0	0	0	0	0	0	0	0	0	0
7. Variable		0	0	0	0	0	0	0	0	0	0	0	0	0	0	0	0
8. Variable universal		0	0	0	0	0	0	0	0	0	0	0	0	0	0	0	0
9. Credit		0	0	0	0	0	0	0	0	0	0	0	0	0	0	0	0
10. Other		0	0	0	0	0	0	0	0	0	0	0	0	0	0	0	0
11. Total Individual Life		152,404	12	152,403	0	0	0	0	12	152,403	0	12	3,154,001	(64)	(2,858,597)	1,119	39,085,600
Group Life		0	0	0	0	0	0	0	0	0	0	0	0	0	0	0	0
12. Whole		0	0	0	0	0	0	0	0	0	0	0	0	0	0	0	0
13. Term		0	0	0	0	0	0	0	0	0	0	0	0	0	0	0	0
14. Universal		0	0	0	0	0	0	0	0	0	0	0	0	0	0	0	0
15. Variable		0	0	0	0	0	0	0	0	0	0	0	0	0	0	0	0
16. Variable universal		0	0	0	0	0	0	0	0	0	0	0	0	0	0	0	0
17. Credit		0	0	0	0	0	0	0	0	0	0	0	0	0	0	0	0
18. Other		0	0	0	0	0	0	0	0	0	0	0	0	0	0	0	0
19. Total Group Life		0	0	0	0	0	0	0	0	0	0	0	0	0	0	0	0
Individual Annuities		558,434	63	558,434	0	0	0	0	63	558,434	0	1	11,778	(10)	(403,018)	69	3,246,765
21. Indexed		0	0	0	0	0	0	0	0	0	0	0	0	0	0	0	0
22. Variable with guarantees		0	0	0	0	0	0	0	0	0	0	0	0	0	0	0	0
23. Variable without guarantees		0	0	0	0	0	0	0	0	0	0	0	0	0	0	0	0
24. Life contingent payout		0	0	0	0	0	0	0	0	0	0	0	0	0	0	0	0
25. Other		0	0	0	0	0	0	0	0	0	0	0	0	0	0	0	0
26. Total Individual Annuities		558,434	63	558,434	0	0	0	0	63	558,434	0	1	11,778	(10)	(403,018)	69	3,246,765
Group Annuities		0	0	0	0	0	0	0	0	0	0	0	0	0	0	0	0
27. Fixed		0	0	0	0	0	0	0	0	0	0	0	0	0	0	0	0
28. Indexed		0	0	0	0	0	0	0	0	0	0	0	0	0	0	0	0
29. Variable with guarantees		0	0	0	0	0	0	0	0	0	0	0	0	0	0	0	0
30. Variable without guarantees		0	0	0	0	0	0	0	0	0	0	0	0	0	0	0	0
31. Life contingent payout		0	0	0	0	0	0	0	0	0	0	0	0	0	0	0	0
32. Other		0	0	0	0	0	0	0	0	0	0	0	0	0	0	0	0
33. Total Group Annuities		0	0	0	0	0	0	0	0	0	0	0	0	0	0	0	0
Accident and Health		XXX	XXX	XXX	XXX	XXX	XXX	XXX	XXX	XXX	XXX	0	0	0	0	0	0
34. Comprehensive individual		XXX	XXX	XXX	XXX	XXX	XXX	XXX	XXX	XXX	XXX	0	0	0	0	0	0
35. Comprehensive group		XXX	XXX	XXX	XXX	XXX	XXX	XXX	XXX	XXX	XXX	0	0	0	0	0	0
36. Medicare Supplement		XXX	XXX	XXX	XXX	XXX	XXX	XXX	XXX	XXX	XXX	0	0	0	0	0	0
37. Vision only		XXX	XXX	XXX	XXX	XXX	XXX	XXX	XXX	XXX	XXX	0	0	0	0	0	0
38. Dental only		XXX	XXX	XXX	XXX	XXX	XXX	XXX	XXX	XXX	XXX	0	0	0	0	0	0
39. Federal Employees Health Benefits Plan		XXX	XXX	XXX	XXX	XXX	XXX	XXX	XXX	XXX	XXX	0	0	0	0	0	0
40. Title XVIII Medicare		XXX	XXX	XXX	XXX	XXX	XXX	XXX	XXX	XXX	XXX	0	0	0	0	0	0
41. Title XIX Medicaid		XXX	XXX	XXX	XXX	XXX	XXX	XXX	XXX	XXX	XXX	0	0	0	0	0	0
42. Credit A&H		XXX	XXX	XXX	XXX	XXX	XXX	XXX	XXX	XXX	XXX	0	0	0	0	0	0
43. Disability income		XXX	XXX	XXX	XXX	XXX	XXX	XXX	XXX	XXX	XXX	2	1,927	(10)	(15,546)	118	60,957
44. Long-term care		XXX	XXX	XXX	XXX	XXX	XXX	XXX	XXX	XXX	XXX	0	0	0	0	0	0
45. Other health		XXX	XXX	XXX	XXX	XXX	XXX	XXX	XXX	XXX	XXX	287	54,798	(111)	(104,762)	2,099	225,286
46. Total Accident and Health		XXX	XXX	XXX	XXX	XXX	XXX	XXX	XXX	XXX	XXX	289	56,725	(121)	(120,308)	2,217	286,243
47. TOTAL		710,838	75	710,837	0	0	0	0	75	710,837	0	302	3,222,504	(195)	(3,381,923)	3,405	42,618,600

(a) Includes Group Credit Life Insurance Loans less than or equal to 60 months at issue, prior year \$ 0 , current year \$ 0 Loans greater than 60 months at issue BUT NOT GREATER THAN 120 MONTHS prior year \$ 0 , current year \$ 0

(b) Corporate Owned Life Insurance/BOLI: 1) Number of policies: 0 2) covering number of lives: 0 3) face amount \$ 0

(c) Deposit-Type Contract Considerations NOT included in Total Premiums and Annuities Considerations: Individual: \$ 0 Group: \$ 0 Total: \$ 0

(d) For health business on indicated lines report: Number of persons insured under PPO managed care products 0 and number of persons insured under indemnity only products 0

(e) For health premiums written: amount of Medicare Title XVIII exempt from state taxes or fees \$ 0

(f) Certain Separate Account products are included in "Other" product categories in the table(s) above:

1. Individual Life - Other includes the following amounts related to Separate Account policies:

Column 1) \$ 0 Column 7) \$ 0 Column 12) \$ 0

2. Group Life - Other includes the following amounts related to Separate Account policies:

Column 1) \$ 0 Column 7) \$ 0 Column 12) \$ 0

3. Individual Annuities - Other includes the following amounts related to Separate Account policies:

Column 1) \$ 0 Column 7) \$ 0 Column 12) \$ 0

4. Group Annuities - Other includes the following amounts related to Separate Account policies:

Column 1) \$ 0 Column 7) \$ 0 Column 12) \$ 0



ANNUAL STATEMENT FOR THE YEAR 2023 OF THE United Transportation Union Insurance Association
LIFE INSURANCE (STATE PAGE)^(b)

NAIC Group Code 0000 BUSINESS IN THE STATE OF Indiana DURING THE YEAR 2023 NAIC Company Code 56413

Line of Business	1 Premiums and Annuities Considerations	2 Other Considerations	Dividends to Policyholders/Refunds to Members				7 Total (Col. 3+4+5+6)	Claims and Benefits Paid				
			3 Paid in Cash or Left on Deposit	4 Applied to Pay Renewal Premiums	5 Applied to Provide Paid-Up Additions or Shorten the Endowment or Premium-Paying Period	6 Other		8 Death and Annuity Benefits	9 Matured Endowments	10 Surrender Values and Withdrawals for Life Contracts	11 All Other Benefits	12 Total (Sum Columns 8 through 11)
Individual Life												
1. Industrial	0	0	0	0	0	0	0	0	0	0	0	0
2. Whole	98,501	0	206	0	0	0	206	157,936	0	0	1,805	159,741
3. Term	43,468	0	0	0	0	0	0	0	0	0	2,530	2,530
4. Indexed	0	0	0	0	0	0	0	0	0	0	0	0
5. Universal	17,215	0	0	0	0	0	0	15,656	0	0	1,226	16,881
6. Universal with secondary guarantees	0	0	0	0	0	0	0	0	0	0	0	0
7. Variable	0	0	0	0	0	0	0	0	0	0	0	0
8. Variable universal	0	0	0	0	0	0	0	0	0	0	0	0
9. Credit	0	0	0	0	0	0	0	0	0	0	0	0
10. Other	(f) 0	0	0	0	0	0	0	0	0	0	0	0
11. Total Individual Life	159,184	0	206	0	0	0	206	173,591	0	0	5,561	179,152
Group Life												
12. Whole	0	0	0	0	0	0	0	0	0	0	0	0
13. Term	0	0	0	0	0	0	0	0	0	0	0	0
14. Universal	0	0	0	0	0	0	0	0	0	0	0	0
15. Variable	0	0	0	0	0	0	0	0	0	0	0	0
16. Variable universal	0	0	0	0	0	0	0	0	0	0	0	0
17. Credit	0	0	0	0	0	0	0	0	0	0	0	0
18. Other	(f) 0	0	0	0	0	0	0	0	0	0	0	0
19. Total Group Life	0	0	0	0	0	0	0	0	0	0	0	0
Individual Annuities												
20. Fixed	1,200	0	0	0	0	0	0	113,609	0	0	0	113,609
21. Indexed	0	0	0	0	0	0	0	0	0	0	0	0
22. Variable with guarantees	0	0	0	0	0	0	0	0	0	0	0	0
23. Variable without guarantees	0	0	0	0	0	0	0	0	0	0	0	0
24. Life contingent payout	0	0	0	0	0	0	0	0	0	0	0	0
25. Other	(f) 0	0	0	0	0	0	0	0	0	0	0	0
26. Total Individual Annuities	1,200	0	0	0	0	0	0	113,609	0	0	0	113,609
Group Annuities												
27. Fixed	0	0	0	0	0	0	0	0	0	0	0	0
28. Indexed	0	0	0	0	0	0	0	0	0	0	0	0
29. Variable with guarantees	0	0	0	0	0	0	0	0	0	0	0	0
30. Variable without guarantees	0	0	0	0	0	0	0	0	0	0	0	0
31. Life contingent payout	0	0	0	0	0	0	0	0	0	0	0	0
32. Other	(f) 0	0	0	0	0	0	0	0	0	0	0	0
33. Total Group Annuities	0	0	0	0	0	0	0	0	0	0	0	0
Accident and Health												
34. Comprehensive individual	(d) 0	0	0	0	0	0	0	XXX	XXX	XXX	0	0
35. Comprehensive group	(d) 0	0	0	0	0	0	0	XXX	XXX	XXX	0	0
36. Medicare Supplement	(d) 0	0	0	0	0	0	0	XXX	XXX	XXX	0	0
37. Vision only	(d) 0	0	0	0	0	0	0	XXX	XXX	XXX	0	0
38. Dental only	(d) 0	0	0	0	0	0	0	XXX	XXX	XXX	0	0
39. Federal Employees Health Benefits Plan	(d) 0	0	0	0	0	0	0	XXX	XXX	XXX	0	0
40. Title XVIII Medicare	(d) 0 (e) 0	0	0	0	0	0	0	XXX	XXX	XXX	0	0
41. Title XIX Medicaid	(d) 0	0	0	0	0	0	0	XXX	XXX	XXX	0	0
42. Credit A&H	0	0	0	0	0	0	0	XXX	XXX	XXX	0	0
43. Disability income	(d) 60,457	0	0	0	0	0	0	XXX	XXX	XXX	16,355	16,355
44. Long-term care	(d) 0	0	0	0	0	0	0	XXX	XXX	XXX	0	0
45. Other health	(d) 37,600	0	0	0	0	0	0	XXX	XXX	XXX	1,319	1,319
46. Total Accident and Health	98,057	0	0	0	0	0	0	XXX	XXX	XXX	17,674	17,674
47. Total	258,441 (c)	0	206	0	0	0	206	287,200	0	0	23,235	310,435

ANNUAL STATEMENT FOR THE YEAR 2023 OF THE United Transportation Union Insurance Association

LIFE INSURANCE (STATE PAGE) (Continued)^(b)

NAIC Group Code		0000		BUSINESS IN THE STATE OF		Indiana		DURING THE YEAR				2023		NAIC Company Code		56413	
Line of Business		13	Direct Death Benefits, Matured Endowments Incurred and Annuity Benefits								22	Issued During Year		Other Changes to In Force (Net)		In Force December 31, Current Year (b)	
			Totals Paid		Reduction by Compromise		Amount Rejected		Total Settled During Current Year			23	24	25	26	27	28
			14	15	16	17	18	19	20	21							
Individual Life																	
1. Industrial		0	0	0	0	0	0	0	0	0	0	0	0	0	0	0	0
2. Whole		157,936	11	157,936	0	0	0	0	11	157,936	0	4	155,000	(16)	(251,249)	304	6,287,501
3. Term		0	0	0	0	0	0	0	0	0	0	8	1,889,528	(11)	(1,449,310)	74	9,108,171
4. Indexed		0	0	0	0	0	0	0	0	0	0	0	0	0	0	0	0
5. Universal		15,656	2	15,656	0	0	0	0	2	15,656	0	0	0	(2)	(17,721)	71	1,460,559
6. Universal with secondary guarantees		0	0	0	0	0	0	0	0	0	0	0	0	0	0	0	0
7. Variable		0	0	0	0	0	0	0	0	0	0	0	0	0	0	0	0
8. Variable universal		0	0	0	0	0	0	0	0	0	0	0	0	0	0	0	0
9. Credit		0	0	0	0	0	0	0	0	0	0	0	0	0	0	0	0
10. Other		0	0	0	0	0	0	0	0	0	0	0	0	0	0	0	0
11. Total Individual Life		173,592	13	173,591	0	0	0	0	13	173,591	0	12	2,044,528	(29)	(1,718,280)	449	16,856,231
Group Life																	
12. Whole		0	0	0	0	0	0	0	0	0	0	0	0	0	0	0	0
13. Term		0	0	0	0	0	0	0	0	0	0	0	0	0	0	0	0
14. Universal		0	0	0	0	0	0	0	0	0	0	0	0	0	0	0	0
15. Variable		0	0	0	0	0	0	0	0	0	0	0	0	0	0	0	0
16. Variable universal		0	0	0	0	0	0	0	0	0	0	0	0	0	0	0	0
17. Credit		0	0	0	0	0	0	0	0	0	0	0	0	0	0	0	0
18. Other		0	0	0	0	0	0	0	0	0	0	0	0	0	0	0	0
19. Total Group Life		0	0	0	0	0	0	0	0	0	0	0	0	0	0	0	0
Individual Annuities																	
20. Fixed		113,609	9	113,609	0	0	0	0	9	113,609	0	0	0	(3)	(89,803)	32	571,560
21. Indexed		0	0	0	0	0	0	0	0	0	0	0	0	0	0	0	0
22. Variable with guarantees		0	0	0	0	0	0	0	0	0	0	0	0	0	0	0	0
23. Variable without guarantees		0	0	0	0	0	0	0	0	0	0	0	0	0	0	0	0
24. Life contingent payout		0	0	0	0	0	0	0	0	0	0	0	0	0	0	0	0
25. Other		0	0	0	0	0	0	0	0	0	0	0	0	0	0	0	0
26. Total Individual Annuities		113,609	9	113,609	0	0	0	0	9	113,609	0	0	0	(3)	(89,803)	32	571,560
Group Annuities																	
27. Fixed		0	0	0	0	0	0	0	0	0	0	0	0	0	0	0	0
28. Indexed		0	0	0	0	0	0	0	0	0	0	0	0	0	0	0	0
29. Variable with guarantees		0	0	0	0	0	0	0	0	0	0	0	0	0	0	0	0
30. Variable without guarantees		0	0	0	0	0	0	0	0	0	0	0	0	0	0	0	0
31. Life contingent payout		0	0	0	0	0	0	0	0	0	0	0	0	0	0	0	0
32. Other		0	0	0	0	0	0	0	0	0	0	0	0	0	0	0	0
33. Total Group Annuities		0	0	0	0	0	0	0	0	0	0	0	0	0	0	0	0
Accident and Health																	
34. Comprehensive individual		(d) XXX	XXX	XXX	XXX	XXX	XXX	XXX	XXX	XXX	XXX	0	0	0	0	0	0
35. Comprehensive group		(d) XXX	XXX	XXX	XXX	XXX	XXX	XXX	XXX	XXX	XXX	0	0	0	0	0	0
36. Medicare Supplement		(d) XXX	XXX	XXX	XXX	XXX	XXX	XXX	XXX	XXX	XXX	0	0	0	0	0	0
37. Vision only		(d) XXX	XXX	XXX	XXX	XXX	XXX	XXX	XXX	XXX	XXX	0	0	0	0	0	0
38. Dental only		(d) XXX	XXX	XXX	XXX	XXX	XXX	XXX	XXX	XXX	XXX	0	0	0	0	0	0
39. Federal Employees Health Benefits Plan		(d) XXX	XXX	XXX	XXX	XXX	XXX	XXX	XXX	XXX	XXX	0	0	0	0	0	0
40. Title XVIII Medicare		(d) XXX	XXX	XXX	XXX	XXX	XXX	XXX	XXX	XXX	XXX	0	0	0	0	0	0
41. Title XIX Medicaid		(d) XXX	XXX	XXX	XXX	XXX	XXX	XXX	XXX	XXX	XXX	0	0	0	0	0	0
42. Credit A&H		XXX	XXX	XXX	XXX	XXX	XXX	XXX	XXX	XXX	XXX	0	0	0	0	0	0
43. Disability income		(d) XXX	XXX	XXX	XXX	XXX	XXX	XXX	XXX	XXX	XXX	1	1,963	(1)	(1,779)	24	11,528
44. Long-term care		(d) XXX	XXX	XXX	XXX	XXX	XXX	XXX	XXX	XXX	XXX	0	0	0	0	0	0
45. Other health		(d) XXX	XXX	XXX	XXX	XXX	XXX	XXX	XXX	XXX	XXX	115	19,452	(75)	(41,844)	832	74,282
46. Total Accident and Health		XXX	XXX	XXX	XXX	XXX	XXX	XXX	XXX	XXX	XXX	116	21,415	(76)	(43,623)	856	85,810
47. TOTAL		287,201	22	287,200	0	0	0	0	22	287,200	0	128	2,065,943	(108)	(1,851,706)	1,337	17,513,601

(a) Includes Group Credit Life Insurance Loans less than or equal to 60 months at issue, prior year \$ 0 , current year \$ 0 Loans greater than 60 months at issue BUT NOT GREATER THAN 120 MONTHS prior year \$ 0 , current year \$ 0

(b) Corporate Owned Life Insurance/BOLI: 1) Number of policies: 0 2) covering number of lives: 0 3) face amount \$ 0

(c) Deposit-Type Contract Considerations NOT included in Total Premiums and Annuities Considerations: Individual: \$ 0 Group: \$ 0 Total: \$ 0

(d) For health business on indicated lines report: Number of persons insured under PPO managed care products 0 and number of persons insured under indemnity only products 0

(e) For health premiums written: amount of Medicare Title XVIII exempt from state taxes or fees \$ 0

(f) Certain Separate Account products are included in "Other" product categories in the table(s) above:

1. Individual Life - Other includes the following amounts related to Separate Account policies: Column 1) \$ 0 Column 7) \$ 0 Column 12) \$ 0

2. Group Life - Other includes the following amounts related to Separate Account policies: Column 1) \$ 0 Column 7) \$ 0 Column 12) \$ 0

3. Individual Annuities - Other includes the following amounts related to Separate Account policies: Column 1) \$ 0 Column 7) \$ 0 Column 12) \$ 0

4. Group Annuities - Other includes the following amounts related to Separate Account policies: Column 1) \$ 0 Column 7) \$ 0 Column 12) \$ 0



ANNUAL STATEMENT FOR THE YEAR 2023 OF THE United Transportation Union Insurance Association
LIFE INSURANCE (STATE PAGE)^(b)

NAIC Group Code 0000 BUSINESS IN THE STATE OF Iowa DURING THE YEAR 2023 NAIC Company Code 56413

Line of Business	1 Premiums and Annuities Considerations	2 Other Considerations	Dividends to Policyholders/Refunds to Members				7 Total (Col. 3+4+5+6)	8 Death and Annuity Benefits	Claims and Benefits Paid			
			3 Paid in Cash or Left on Deposit	4 Applied to Pay Renewal Premiums	5 Applied to Provide Paid-Up Additions or Shorten the Endowment or Premium-Paying Period	6 Other			9 Matured Endowments	10 Surrender Values and Withdrawals for Life Contracts	11 All Other Benefits	12 Total (Sum Columns 8 through 11)
Individual Life												
1. Industrial	0	0	0	0	0	0	0	0	0	0	0	0
2. Whole	33,967	0	29	0	0	0	29	136,334	2,943	211	0	139,488
3. Term	25,482	0	0	0	0	0	0	50,032	0	0	369	50,400
4. Indexed	0	0	0	0	0	0	0	0	0	0	0	0
5. Universal	6,867	0	0	0	0	0	0	10,345	0	0	1,516	11,861
6. Universal with secondary guarantees	0	0	0	0	0	0	0	0	0	0	0	0
7. Variable	0	0	0	0	0	0	0	0	0	0	0	0
8. Variable universal	0	0	0	0	0	0	0	0	0	0	0	0
9. Credit	0	0	0	0	0	0	0	0	0	0	0	0
10. Other	(f) 0	0	0	0	0	0	0	0	0	0	0	0
11. Total Individual Life	66,317	0	29	0	0	0	29	196,710	2,943	0	2,096	201,749
Group Life												
12. Whole	0	0	0	0	0	0	0	0	0	0	0	0
13. Term	0	0	0	0	0	0	0	0	0	0	0	0
14. Universal	0	0	0	0	0	0	0	0	0	0	0	0
15. Variable	0	0	0	0	0	0	0	0	0	0	0	0
16. Variable universal	0	0	0	0	0	0	0	0	0	0	0	0
17. Credit	0	0	0	0	0	0	0	0	0	0	0	0
18. Other	(f) 0	0	0	0	0	0	0	0	0	0	0	0
19. Total Group Life	0	0	0	0	0	0	0	0	0	0	0	0
Individual Annuities												
20. Fixed	0	0	0	0	0	0	0	18,215	0	0	0	18,215
21. Indexed	0	0	0	0	0	0	0	0	0	0	0	0
22. Variable with guarantees	0	0	0	0	0	0	0	0	0	0	0	0
23. Variable without guarantees	0	0	0	0	0	0	0	0	0	0	0	0
24. Life contingent payout	0	0	0	0	0	0	0	0	0	0	0	0
25. Other	(f) 0	0	0	0	0	0	0	0	0	0	0	0
26. Total Individual Annuities	0	0	0	0	0	0	0	18,215	0	0	0	18,215
Group Annuities												
27. Fixed	0	0	0	0	0	0	0	0	0	0	0	0
28. Indexed	0	0	0	0	0	0	0	0	0	0	0	0
29. Variable with guarantees	0	0	0	0	0	0	0	0	0	0	0	0
30. Variable without guarantees	0	0	0	0	0	0	0	0	0	0	0	0
31. Life contingent payout	0	0	0	0	0	0	0	0	0	0	0	0
32. Other	(f) 0	0	0	0	0	0	0	0	0	0	0	0
33. Total Group Annuities	0	0	0	0	0	0	0	0	0	0	0	0
Accident and Health												
34. Comprehensive individual	(d) 0	0	0	0	0	0	0	XXX	XXX	XXX	0	0
35. Comprehensive group	(d) 0	0	0	0	0	0	0	XXX	XXX	XXX	0	0
36. Medicare Supplement	(d) 0	0	0	0	0	0	0	XXX	XXX	XXX	0	0
37. Vision only	(d) 0	0	0	0	0	0	0	XXX	XXX	XXX	0	0
38. Dental only	(d) 0	0	0	0	0	0	0	XXX	XXX	XXX	0	0
39. Federal Employees Health Benefits Plan	(d) 0	0	0	0	0	0	0	XXX	XXX	XXX	0	0
40. Title XVIII Medicare	(d) 0 (e) 0	0	0	0	0	0	0	XXX	XXX	XXX	0	0
41. Title XIX Medicaid	(d) 0	0	0	0	0	0	0	XXX	XXX	XXX	0	0
42. Credit A&H	0	0	0	0	0	0	0	XXX	XXX	XXX	0	0
43. Disability income	(d) 24,023	0	0	0	0	0	0	XXX	XXX	XXX	11,691	11,691
44. Long-term care	(d) 0	0	0	0	0	0	0	XXX	XXX	XXX	0	0
45. Other health	(d) 20,330	0	0	0	0	0	0	XXX	XXX	XXX	2,269	2,269
46. Total Accident and Health	44,353	0	0	0	0	0	0	XXX	XXX	XXX	13,960	13,960
47. Total	110,669 (c)	0	29	0	0	0	29	214,925	2,943	0	16,056	233,924

ANNUAL STATEMENT FOR THE YEAR 2023 OF THE United Transportation Union Insurance Association

LIFE INSURANCE (STATE PAGE) (Continued)^(b)

NAIC Group Code		0000		BUSINESS IN THE STATE OF						Iowa		DURING THE YEAR				2023		NAIC Company Code				56413	
Line of Business		13	Direct Death Benefits, Matured Endowments Incurred and Annuity Benefits								22	Issued During Year		Other Changes to In Force (Net)		In Force December 31, Current Year (b)							
			Totals Paid		Reduction by Compromise		Amount Rejected		Total Settled During Current Year			23	24	25	26	27	28						
			14	15	16	17	18	19	20	21													
																		Number of Pols/ Certs	Amount	Number of Pols/ Certs	Amount	Number of Pols/ Certs	Amount
Individual Life		Incurred During Current Year	14	15	16	17	18	19	20	21	Unpaid December 31, Current Year	Number of Pols/ Certs	Amount	Number of Pols/ Certs	Amount	Number of Pols/ Certs	Amount						
1. Industrial		0	0	0	0	0	0	0	0	0	0	0	0	0	0	0	0						
2. Whole		139,277	9	139,277	0	0	0	0	9	139,277	0	1	20,000	(17)	(333,530)	195	2,479,987						
3. Term		50,032	1	50,032	0	0	0	0	1	50,032	0	1	101,000	(5)	(956,505)	56	4,685,003						
4. Indexed		0	0	0	0	0	0	0	0	0	0	0	0	0	0	0	0						
5. Universal		10,345	1	10,345	0	0	0	0	1	10,345	0	0	0	0	0	32	668,823						
6. Universal with secondary guarantees		0	0	0	0	0	0	0	0	0	0	0	0	0	0	0	0						
7. Variable		0	0	0	0	0	0	0	0	0	0	0	0	0	0	0	0						
8. Variable universal		0	0	0	0	0	0	0	0	0	0	0	0	0	0	0	0						
9. Credit		0	0	0	0	0	0	0	0	0	0	0	0	0	0	0	0						
10. Other		(f) 0	0	0	0	0	0	0	0	0	0	0	0	0	0	0	0						
11. Total Individual Life		199,654	11	199,653	0	0	0	0	11	199,653	0	2	121,000	(22)	(1,290,035)	283	7,833,813						
Group Life																							
12. Whole		0	0	0	0	0	0	0	0	0	0	0	0	0	0	0	0						
13. Term		0	0	0	0	0	0	0	0	0	0	0	0	0	0	0	0						
14. Universal		0	0	0	0	0	0	0	0	0	0	0	0	0	0	0	0						
15. Variable		0	0	0	0	0	0	0	0	0	0	0	0	0	0	0	0						
16. Variable universal		0	0	0	0	0	0	0	0	0	0	0	0	0	0	0	0						
17. Credit		0	0	0	0	0	0	0	0	0	0	0	0	0	0	0	0						
18. Other		(f) 0	0	0	0	0	0	0	0	0	0	0	0	0	0	0	0 (a)						
19. Total Group Life		0	0	0	0	0	0	0	0	0	0	0	0	0	0	0	0						
Individual Annuities																							
20. Fixed		18,215	9	18,215	0	0	0	0	9	18,215	0	0	0	(1)	(4,846)	25	349,572						
21. Indexed		0	0	0	0	0	0	0	0	0	0	0	0	0	0	0	0						
22. Variable with guarantees		0	0	0	0	0	0	0	0	0	0	0	0	0	0	0	0						
23. Variable without guarantees		0	0	0	0	0	0	0	0	0	0	0	0	0	0	0	0						
24. Life contingent payout		0	0	0	0	0	0	0	0	0	0	0	0	0	0	0	0						
25. Other		(f) 0	0	0	0	0	0	0	0	0	0	0	0	0	0	0	0						
26. Total Individual Annuities		18,215	9	18,215	0	0	0	0	9	18,215	0	0	0	(1)	(4,846)	25	349,572						
Group Annuities																							
27. Fixed		0	0	0	0	0	0	0	0	0	0	0	0	0	0	0	0						
28. Indexed		0	0	0	0	0	0	0	0	0	0	0	0	0	0	0	0						
29. Variable with guarantees		0	0	0	0	0	0	0	0	0	0	0	0	0	0	0	0						
30. Variable without guarantees		0	0	0	0	0	0	0	0	0	0	0	0	0	0	0	0						
31. Life contingent payout		0	0	0	0	0	0	0	0	0	0	0	0	0	0	0	0						
32. Other		(f) 0	0	0	0	0	0	0	0	0	0	0	0	0	0	0	0						
33. Total Group Annuities		0	0	0	0	0	0	0	0	0	0	0	0	0	0	0	0						
Accident and Health																							
34. Comprehensive individual		(d) XXX	XXX	XXX	XXX	XXX	XXX	XXX	XXX	XXX	XXX	0	0	0	0	0	0						
35. Comprehensive group		(d) XXX	XXX	XXX	XXX	XXX	XXX	XXX	XXX	XXX	XXX	0	0	0	0	0	0						
36. Medicare Supplement		(d) XXX	XXX	XXX	XXX	XXX	XXX	XXX	XXX	XXX	XXX	0	0	0	0	0	0						
37. Vision only		(d) XXX	XXX	XXX	XXX	XXX	XXX	XXX	XXX	XXX	XXX	0	0	0	0	0	0						
38. Dental only		(d) XXX	XXX	XXX	XXX	XXX	XXX	XXX	XXX	XXX	XXX	0	0	0	0	0	0						
39. Federal Employees Health Benefits Plan		(d) XXX	XXX	XXX	XXX	XXX	XXX	XXX	XXX	XXX	XXX	0	0	0	0	0	0						
40. Title XVIII Medicare		(d) XXX	XXX	XXX	XXX	XXX	XXX	XXX	XXX	XXX	XXX	0	0	0	0	0	0						
41. Title XIX Medicaid		(d) XXX	XXX	XXX	XXX	XXX	XXX	XXX	XXX	XXX	XXX	0	0	0	0	0	0						
42. Credit A&H		XXX	XXX	XXX	XXX	XXX	XXX	XXX	XXX	XXX	XXX	0	0	0	0	0	0						
43. Disability income		(d) XXX	XXX	XXX	XXX	XXX	XXX	XXX	XXX	XXX	XXX	0	0	0	(988)	13	7,961						
44. Long-term care		(d) XXX	XXX	XXX	XXX	XXX	XXX	XXX	XXX	XXX	XXX	0	0	0	0	0	0						
45. Other health		(d) XXX	XXX	XXX	XXX	XXX	XXX	XXX	XXX	XXX	XXX	53	9,684	(35)	(19,436)	383	31,410						
46. Total Accident and Health		XXX	XXX	XXX	XXX	XXX	XXX	XXX	XXX	XXX	XXX	53	9,684	(35)	(20,424)	396	39,371						
47. TOTAL		217,869	20	217,868	0	0	0	0	20	217,868	0	55	130,684	(58)	(1,315,305)	704	8,222,756						

(a) Includes Group Credit Life Insurance Loans less than or equal to 60 months at issue, prior year \$ 0 , current year \$ 0 Loans greater than 60 months at issue BUT NOT GREATER THAN 120 MONTHS prior year \$ 0 , current year \$ 0

(b) Corporate Owned Life Insurance/BOLI: 1) Number of policies: 0 2) covering number of lives: 0 3) face amount \$ 0

(c) Deposit-Type Contract Considerations NOT included in Total Premiums and Annuities Considerations: Individual: \$ 0 Group: \$ 0 Total: \$ 0

(d) For health business on indicated lines report: Number of persons insured under PPO managed care products 0 and number of persons insured under indemnity only products 0

(e) For health premiums written: amount of Medicare Title XVIII exempt from state taxes or fees \$ 0

(f) Certain Separate Account products are included in "Other" product categories in the table(s) above:

1. Individual Life - Other includes the following amounts related to Separate Account policies: Column 1) \$ 0 Column 7) \$ 0 Column 12) \$ 0

2. Group Life - Other includes the following amounts related to Separate Account policies: Column 1) \$ 0 Column 7) \$ 0 Column 12) \$ 0

3. Individual Annuities - Other includes the following amounts related to Separate Account policies: Column 1) \$ 0 Column 7) \$ 0 Column 12) \$ 0

4. Group Annuities - Other includes the following amounts related to Separate Account policies: Column 1) \$ 0 Column 7) \$ 0 Column 12) \$ 0



ANNUAL STATEMENT FOR THE YEAR 2023 OF THE United Transportation Union Insurance Association
LIFE INSURANCE (STATE PAGE)^(b)

NAIC Group Code 0000 BUSINESS IN THE STATE OF Kansas DURING THE YEAR 2023 NAIC Company Code 56413

Line of Business	1 Premiums and Annuities Considerations	2 Other Considerations	Dividends to Policyholders/Refunds to Members				7 Total (Col. 3+4+5+6)	8 Death and Annuity Benefits	Claims and Benefits Paid			
			3 Paid in Cash or Left on Deposit	4 Applied to Pay Renewal Premiums	5 Applied to Provide Paid-Up Additions or Shorten the Endowment or Premium-Paying Period	6 Other			9 Matured Endowments	10 Surrender Values and Withdrawals for Life Contracts	11 All Other Benefits	12 Total (Sum Columns 8 through 11)
Individual Life												
1. Industrial	0	0	0	0	0	0	0	0	0	0	0	0
2. Whole60,574			110	0	0	0	110	87,374	0	506	0	87,880
3. Term58,968		0	0	0	0	0	0	50,080	0	0	6,049	56,129
4. Indexed0		0	0	0	0	0	0	0	0	0	0	0
5. Universal20,573		0	0	0	0	0	0	50,040	0	0	458	50,499
6. Universal with secondary guarantees	0	0	0	0	0	0	0	0	0	0	0	0
7. Variable0		0	0	0	0	0	0	0	0	0	0	0
8. Variable universal	0	0	0	0	0	0	0	0	0	0	0	0
9. Credit	0	0	0	0	0	0	0	0	0	0	0	0
10. Other(f)	0	0	0	0	0	0	0	0	0	0	0	0
11. Total Individual Life	140,115	0	110	0	0	0	110	187,493	0	0	7,014	194,507
Group Life												
12. Whole0		0	0	0	0	0	0	0	0	0	0	0
13. Term0		0	0	0	0	0	0	0	0	0	0	0
14. Universal0		0	0	0	0	0	0	0	0	0	0	0
15. Variable0		0	0	0	0	0	0	0	0	0	0	0
16. Variable universal	0	0	0	0	0	0	0	0	0	0	0	0
17. Credit	0	0	0	0	0	0	0	0	0	0	0	0
18. Other(f)	0	0	0	0	0	0	0	0	0	0	0	0
19. Total Group Life	0	0	0	0	0	0	0	0	0	0	0	0
Individual Annuities												
20. Fixed17,866		0	0	0	0	0	0	127,320	0	0	0	127,320
21. Indexed0		0	0	0	0	0	0	0	0	0	0	0
22. Variable with guarantees	0	0	0	0	0	0	0	0	0	0	0	0
23. Variable without guarantees	0	0	0	0	0	0	0	0	0	0	0	0
24. Life contingent payout	0	0	0	0	0	0	0	0	0	3,683	0	3,683
25. Other(f)	0	0	0	0	0	0	0	0	0	0	18,265	18,265
26. Total Individual Annuities	17,866	0	0	0	0	0	0	127,320	0	3,683	18,265	149,268
Group Annuities												
27. Fixed0		0	0	0	0	0	0	0	0	0	0	0
28. Indexed0		0	0	0	0	0	0	0	0	0	0	0
29. Variable with guarantees	0	0	0	0	0	0	0	0	0	0	0	0
30. Variable without guarantees	0	0	0	0	0	0	0	0	0	0	0	0
31. Life contingent payout	0	0	0	0	0	0	0	0	0	0	0	0
32. Other(f)	0	0	0	0	0	0	0	0	0	0	0	0
33. Total Group Annuities	0	0	0	0	0	0	0	0	0	0	0	0
Accident and Health												
34. Comprehensive individual(d)	0	0	0	0	0	0	0	XXX	XXX	XXX	0	0
35. Comprehensive group(d)	0	0	0	0	0	0	0	XXX	XXX	XXX	0	0
36. Medicare Supplement(d)	0	0	0	0	0	0	0	XXX	XXX	XXX	0	0
37. Vision only(d)	0	0	0	0	0	0	0	XXX	XXX	XXX	0	0
38. Dental only(d)	0	0	0	0	0	0	0	XXX	XXX	XXX	0	0
39. Federal Employees Health Benefits Plan(d)	0	0	0	0	0	0	0	XXX	XXX	XXX	0	0
40. Title XVIII Medicare(d) 0 (e)	0	0	0	0	0	0	0	XXX	XXX	XXX	0	0
41. Title XIX Medicaid(d)	0	0	0	0	0	0	0	XXX	XXX	XXX	0	0
42. Credit A&H0		0	0	0	0	0	0	XXX	XXX	XXX	0	0
43. Disability income(d)	33,499	0	0	0	0	0	0	XXX	XXX	XXX	0	0
44. Long-term care(d)	0	0	0	0	0	0	0	XXX	XXX	XXX	0	0
45. Other health(d)	24,767	0	0	0	0	0	0	XXX	XXX	XXX	0	886
46. Total Accident and Health	58,267	0	0	0	0	0	0	XXX	XXX	XXX	886	886
47. Total	216,248 (c)	0	110	0	0	0	110	314,813	0	3,683	26,165	344,662

ANNUAL STATEMENT FOR THE YEAR 2023 OF THE United Transportation Union Insurance Association

LIFE INSURANCE (STATE PAGE) (Continued)^(b)

NAIC Group Code	0000	BUSINESS IN THE STATE OF		Kansas		DURING THE YEAR						2023	NAIC Company Code		56413	
Line of Business	13 Incurred During Current Year	Direct Death Benefits, Matured Endowments Incurred and Annuity Benefits								22 Unpaid December 31, Current Year	Issued During Year		Other Changes to In Force (Net)		In Force December 31, Current Year (b)	
		Totals Paid		Reduction by Compromise		Amount Rejected		Total Settled During Current Year			23 Number of Pols/ Certs	24 Amount	25 Number of Pols/ Certs	26 Amount	27 Number of Pols/ Certs	28 Amount
		14 Number of Pols/ Certs	15 Amount	16 Number of Pols/ Certs	17 Amount	18 Number of Pols/ Certs	19 Amount	20 Number of Pols/ Certs	21 Amount							
Individual Life																
1. Industrial	0	0	0	0	0	0	0	0	0	0	0	0	0	0	0	0
2. Whole	89,257	10	87,374	0	0	0	0	10	87,374	1,883	0	0	(19)	(280,917)	325	4,566,145
3. Term	50,080	1	50,080	0	0	0	0	1	50,080	0	0	0	(7)	(356,000)	78	7,218,846
4. Indexed	0	0	0	0	0	0	0	0	0	0	0	0	0	0	0	0
5. Universal	50,040	2	50,040	0	0	0	0	2	50,040	0	0	0	(4)	(59,787)	82	1,717,289
6. Universal with secondary guarantees	0	0	0	0	0	0	0	0	0	0	0	0	0	0	0	0
7. Variable	0	0	0	0	0	0	0	0	0	0	0	0	0	0	0	0
8. Variable universal	0	0	0	0	0	0	0	0	0	0	0	0	0	0	0	0
9. Credit	0	0	0	0	0	0	0	0	0	0	0	0	0	0	0	0
10. Other	(f) 0	0	0	0	0	0	0	0	0	0	0	0	0	0	0	0
11. Total Individual Life	189,377	13	187,493	0	0	0	0	13	187,493	1,883	0	0	(30)	(696,704)	485	13,502,280
Group Life																
12. Whole	0	0	0	0	0	0	0	0	0	0	0	0	0	0	0	0
13. Term	0	0	0	0	0	0	0	0	0	0	0	0	0	0	0	0
14. Universal	0	0	0	0	0	0	0	0	0	0	0	0	0	0	0	0
15. Variable	0	0	0	0	0	0	0	0	0	0	0	0	0	0	0	0
16. Variable universal	0	0	0	0	0	0	0	0	0	0	0	0	0	0	0	0
17. Credit	0	0	0	0	0	0	0	0	0	0	0	0	0	0	0	0
18. Other	(f) 0	0	0	0	0	0	0	0	0	0	0	0	0	0	0	(a) 0
19. Total Group Life	0	0	0	0	0	0	0	0	0	0	0	0	0	0	0	0
Individual Annuities																
20. Fixed	127,320	30	127,320	0	0	0	0	30	127,320	0	1	15,884	(1)	(27,646)	69	2,542,538
21. Indexed	0	0	0	0	0	0	0	0	0	0	0	0	0	0	0	0
22. Variable with guarantees	0	0	0	0	0	0	0	0	0	0	0	0	0	0	0	0
23. Variable without guarantees	0	0	0	0	0	0	0	0	0	0	0	0	0	0	0	0
24. Life contingent payout	3,683	12	3,683	0	0	0	0	12	3,683	0	0	0	0	0	2	114,443
25. Other	(f) 18,265	36	18,265	0	0	0	0	36	18,265	0	0	0	0	(4,430)	2	149,945
26. Total Individual Annuities	149,268	78	149,269	0	0	0	0	78	149,269	0	1	15,884	(1)	(32,076)	73	2,806,926
Group Annuities																
27. Fixed	0	0	0	0	0	0	0	0	0	0	0	0	0	0	0	0
28. Indexed	0	0	0	0	0	0	0	0	0	0	0	0	0	0	0	0
29. Variable with guarantees	0	0	0	0	0	0	0	0	0	0	0	0	0	0	0	0
30. Variable without guarantees	0	0	0	0	0	0	0	0	0	0	0	0	0	0	0	0
31. Life contingent payout	0	0	0	0	0	0	0	0	0	0	0	0	0	0	0	0
32. Other	(f) 0	0	0	0	0	0	0	0	0	0	0	0	0	0	0	0
33. Total Group Annuities	0	0	0	0	0	0	0	0	0	0	0	0	0	0	0	0
Accident and Health																
34. Comprehensive individual	(d) XXX	XXX	XXX	XXX	XXX	XXX	XXX	XXX	XXX	XXX	0	0	0	0	0	0
35. Comprehensive group	(d) XXX	XXX	XXX	XXX	XXX	XXX	XXX	XXX	XXX	XXX	0	0	0	0	0	0
36. Medicare Supplement	(d) XXX	XXX	XXX	XXX	XXX	XXX	XXX	XXX	XXX	XXX	0	0	0	0	0	0
37. Vision only	(d) XXX	XXX	XXX	XXX	XXX	XXX	XXX	XXX	XXX	XXX	0	0	0	0	0	0
38. Dental only	(d) XXX	XXX	XXX	XXX	XXX	XXX	XXX	XXX	XXX	XXX	0	0	0	0	0	0
39. Federal Employees Health Benefits Plan	(d) XXX	XXX	XXX	XXX	XXX	XXX	XXX	XXX	XXX	XXX	0	0	0	0	0	0
40. Title XVIII Medicare	(d) XXX	XXX	XXX	XXX	XXX	XXX	XXX	XXX	XXX	XXX	0	0	0	0	0	0
41. Title XIX Medicaid	(d) XXX	XXX	XXX	XXX	XXX	XXX	XXX	XXX	XXX	XXX	0	0	0	0	0	0
42. Credit A&H	XXX	XXX	XXX	XXX	XXX	XXX	XXX	XXX	XXX	XXX	0	0	0	0	0	0
43. Disability income	(d) XXX	XXX	XXX	XXX	XXX	XXX	XXX	XXX	XXX	XXX	0	0	(1)	(2,002)	20	8,728
44. Long-term care	(d) XXX	XXX	XXX	XXX	XXX	XXX	XXX	XXX	XXX	XXX	0	0	0	0	0	0
45. Other health	(d) XXX	XXX	XXX	XXX	XXX	XXX	XXX	XXX	XXX	XXX	34	5,376	(44)	(23,679)	718	41,429
46. Total Accident and Health	XXX	XXX	XXX	XXX	XXX	XXX	XXX	XXX	XXX	XXX	34	5,376	(45)	(25,681)	738	50,157
47. TOTAL	338,645	91	336,762	0	0	0	0	91	336,762	1,883	35	21,260	(76)	(754,461)	1,296	16,359,363

(a) Includes Group Credit Life Insurance Loans less than or equal to 60 months at issue, prior year \$ 0 , current year \$ 0 Loans greater than 60 months at issue BUT NOT GREATER THAN 120 MONTHS prior year \$ 0 , current year \$ 0

(b) Corporate Owned Life Insurance/BOLI: 1) Number of policies: 0 2) covering number of lives: 0 3) face amount \$ 0

(c) Deposit-Type Contract Considerations NOT included in Total Premiums and Annuities Considerations: Individual: \$ 0 Group: \$ 0 Total: \$ 0

(d) For health business on indicated lines report: Number of persons insured under PPO managed care products 0 and number of persons insured under indemnity only products 0

(e) For health premiums written: amount of Medicare Title XVIII exempt from state taxes or fees \$ 0

(f) Certain Separate Account products are included in "Other" product categories in the table(s) above:

1. Individual Life - Other includes the following amounts related to Separate Account policies: Column 1) \$ 0 Column 7) \$ 0 Column 12) \$ 0

2. Group Life - Other includes the following amounts related to Separate Account policies: Column 1) \$ 0 Column 7) \$ 0 Column 12) \$ 0

3. Individual Annuities - Other includes the following amounts related to Separate Account policies: Column 1) \$ 0 Column 7) \$ 0 Column 12) \$ 0

4. Group Annuities - Other includes the following amounts related to Separate Account policies: Column 1) \$ 0 Column 7) \$ 0 Column 12) \$ 0



ANNUAL STATEMENT FOR THE YEAR 2023 OF THE United Transportation Union Insurance Association
LIFE INSURANCE (STATE PAGE)^(b)

NAIC Group Code 0000 BUSINESS IN THE STATE OF Kentucky DURING THE YEAR 2023 NAIC Company Code 56413

Line of Business	1 Premiums and Annuities Considerations	2 Other Considerations	Dividends to Policyholders/Refunds to Members				7 Total (Col. 3+4+5+6)	8 Death and Annuity Benefits	Claims and Benefits Paid			
			3 Paid in Cash or Left on Deposit	4 Applied to Pay Renewal Premiums	5 Applied to Provide Paid-Up Additions or Shorten the Endowment or Premium-Paying Period	6 Other			9 Matured Endowments	10 Surrender Values and Withdrawals for Life Contracts	11 All Other Benefits	12 Total (Sum Columns 8 through 11)
Individual Life												
1. Industrial	0	0	0	0	0	0	0	0	0	0	0	0
2. Whole	67,533	0	0	0	0	0	0	96,395	17,118	0	5,394	118,907
3. Term	65,499	0	0	0	0	0	0	0	0	0	1,289	1,289
4. Indexed	0	0	0	0	0	0	0	0	0	0	0	0
5. Universal	19,804	0	0	0	0	0	0	162,250	0	0	889	163,139
6. Universal with secondary guarantees	0	0	0	0	0	0	0	0	0	0	0	0
7. Variable	0	0	0	0	0	0	0	0	0	0	0	0
8. Variable universal	0	0	0	0	0	0	0	0	0	0	0	0
9. Credit	0	0	0	0	0	0	0	0	0	0	0	0
10. Other	(f) 0	0	0	0	0	0	0	0	0	0	0	0
11. Total Individual Life	152,836	0	0	0	0	0	0	258,645	17,118	0	7,573	283,336
Group Life												
12. Whole	0	0	0	0	0	0	0	0	0	0	0	0
13. Term	0	0	0	0	0	0	0	0	0	0	0	0
14. Universal	0	0	0	0	0	0	0	0	0	0	0	0
15. Variable	0	0	0	0	0	0	0	0	0	0	0	0
16. Variable universal	0	0	0	0	0	0	0	0	0	0	0	0
17. Credit	0	0	0	0	0	0	0	0	0	0	0	0
18. Other	(f) 0	0	0	0	0	0	0	0	0	0	0	0
19. Total Group Life	0	0	0	0	0	0	0	0	0	0	0	0
Individual Annuities												
20. Fixed	0	0	0	0	0	0	0	64,320	0	0	0	64,320
21. Indexed	0	0	0	0	0	0	0	0	0	0	0	0
22. Variable with guarantees	0	0	0	0	0	0	0	0	0	0	0	0
23. Variable without guarantees	0	0	0	0	0	0	0	0	0	0	0	0
24. Life contingent payout	0	0	0	0	0	0	0	0	0	0	0	0
25. Other	(f) 0	0	0	0	0	0	0	0	0	0	13,006	13,006
26. Total Individual Annuities	0	0	0	0	0	0	0	64,320	0	0	13,006	77,325
Group Annuities												
27. Fixed	0	0	0	0	0	0	0	0	0	0	0	0
28. Indexed	0	0	0	0	0	0	0	0	0	0	0	0
29. Variable with guarantees	0	0	0	0	0	0	0	0	0	0	0	0
30. Variable without guarantees	0	0	0	0	0	0	0	0	0	0	0	0
31. Life contingent payout	0	0	0	0	0	0	0	0	0	0	0	0
32. Other	(f) 0	0	0	0	0	0	0	0	0	0	0	0
33. Total Group Annuities	0	0	0	0	0	0	0	0	0	0	0	0
Accident and Health												
34. Comprehensive individual	(d) 0	0	0	0	0	0	0	XXX	XXX	XXX	0	0
35. Comprehensive group	(d) 0	0	0	0	0	0	0	XXX	XXX	XXX	0	0
36. Medicare Supplement	(d) 0	0	0	0	0	0	0	XXX	XXX	XXX	0	0
37. Vision only	(d) 0	0	0	0	0	0	0	XXX	XXX	XXX	0	0
38. Dental only	(d) 0	0	0	0	0	0	0	XXX	XXX	XXX	0	0
39. Federal Employees Health Benefits Plan	(d) 0	0	0	0	0	0	0	XXX	XXX	XXX	0	0
40. Title XVIII Medicare	(d) 0 (e) 0	0	0	0	0	0	0	XXX	XXX	XXX	0	0
41. Title XIX Medicaid	(d) 0	0	0	0	0	0	0	XXX	XXX	XXX	0	0
42. Credit A&H	0	0	0	0	0	0	0	XXX	XXX	XXX	0	0
43. Disability income	(d) 26,629	0	0	0	0	0	0	XXX	XXX	XXX	2,110	2,110
44. Long-term care	(d) 0	0	0	0	0	0	0	XXX	XXX	XXX	0	0
45. Other health	(d) 10,688	0	0	0	0	0	0	XXX	XXX	XXX	2,902	2,902
46. Total Accident and Health	37,317	0	0	0	0	0	0	XXX	XXX	XXX	5,012	5,012
47. Total	190,153 (c)	0	0	0	0	0	0	322,965	17,118	0	25,591	365,673

ANNUAL STATEMENT FOR THE YEAR 2023 OF THE United Transportation Union Insurance Association
LIFE INSURANCE (STATE PAGE) (Continued)^(b)

NAIC Group Code		0000		BUSINESS IN THE STATE OF		Kentucky		DURING THE YEAR		2023		NAIC Company Code		56413			
Line of Business		13 Incurred During Current Year	Direct Death Benefits, Matured Endowments Incurred and Annuity Benefits								22 Unpaid December 31, Current Year	Policy Exhibit					
			Claims Settled During Current Year				Total Settled During Current Year					Issued During Year		Other Changes to In Force (Net)		In Force December 31, Current Year (b)	
			Totals Paid		Reduction by Compromise		Amount Rejected		Total Settled During Current Year			23	24	25	26	27	28
			14 Number of Pols/ Certs	15 Amount	16 Number of Pols/ Certs	17 Amount	18 Number of Pols/ Certs	19 Amount	20 Number of Pols/ Certs	21 Amount		Number of Pols/ Certs	Amount	Number of Pols/ Certs	Amount	Number of Pols/ Certs	Amount
Individual Life																	
1. Industrial		0	0	0	0	0	0	0	0	0	0	0	0	0	0	0	
2. Whole		109,501	11	113,513	0	0	0	0	11	113,513	0	5	465,000	(24)	(706,103)	248	4,469,842
3. Term		0	0	0	0	0	0	0	0	0	0	1	50,000	(8)	(683,816)	78	9,191,175
4. Indexed		0	0	0	0	0	0	0	0	0	0	0	0	0	0	0	0
5. Universal		162,250	3	162,250	0	0	0	0	3	162,250	0	0	0	(5)	(166,963)	70	1,486,811
6. Universal with secondary guarantees		0	0	0	0	0	0	0	0	0	0	0	0	0	0	0	0
7. Variable		0	0	0	0	0	0	0	0	0	0	0	0	0	0	0	0
8. Variable universal		0	0	0	0	0	0	0	0	0	0	0	0	0	0	0	0
9. Credit		0	0	0	0	0	0	0	0	0	0	0	0	0	0	0	0
10. Other		0	0	0	0	0	0	0	0	0	0	0	0	0	0	0	0
11. Total Individual Life		271,751	14	275,763	0	0	0	0	14	275,763	0	6	515,000	(37)	(1,556,882)	396	15,147,828
Group Life																	
12. Whole		0	0	0	0	0	0	0	0	0	0	0	0	0	0	0	0
13. Term		0	0	0	0	0	0	0	0	0	0	0	0	0	0	0	0
14. Universal		0	0	0	0	0	0	0	0	0	0	0	0	0	0	0	0
15. Variable		0	0	0	0	0	0	0	0	0	0	0	0	0	0	0	0
16. Variable universal		0	0	0	0	0	0	0	0	0	0	0	0	0	0	0	0
17. Credit		0	0	0	0	0	0	0	0	0	0	0	0	0	0	0	0
18. Other		0	0	0	0	0	0	0	0	0	0	0	0	0	0	0	0
19. Total Group Life		0	0	0	0	0	0	0	0	0	0	0	0	0	0	0	0
Individual Annuities																	
20. Fixed		64,320	19	64,320	0	0	0	0	19	64,320	0	0	0	(4)	(23,917)	34	1,056,646
21. Indexed		0	0	0	0	0	0	0	0	0	0	0	0	0	0	0	0
22. Variable with guarantees		0	0	0	0	0	0	0	0	0	0	0	0	0	0	0	0
23. Variable without guarantees		0	0	0	0	0	0	0	0	0	0	0	0	0	0	0	0
24. Life contingent payout		0	0	0	0	0	0	0	0	0	0	0	0	0	0	0	0
25. Other		0	0	0	0	0	0	0	0	0	0	0	0	0	0	0	0
26. Total Individual Annuities		13,006	25	13,006	0	0	0	0	25	13,006	0	0	0	(1)	(11,065)	2	29,244
		77,326	44	77,326	0	0	0	0	44	77,326	0	0	0	(5)	(34,982)	36	1,085,890
Group Annuities																	
27. Fixed		0	0	0	0	0	0	0	0	0	0	0	0	0	0	0	0
28. Indexed		0	0	0	0	0	0	0	0	0	0	0	0	0	0	0	0
29. Variable with guarantees		0	0	0	0	0	0	0	0	0	0	0	0	0	0	0	0
30. Variable without guarantees		0	0	0	0	0	0	0	0	0	0	0	0	0	0	0	0
31. Life contingent payout		0	0	0	0	0	0	0	0	0	0	0	0	0	0	0	0
32. Other		0	0	0	0	0	0	0	0	0	0	0	0	0	0	0	0
33. Total Group Annuities		0	0	0	0	0	0	0	0	0	0	0	0	0	0	0	0
Accident and Health																	
34. Comprehensive individual		(d) XXX	XXX	XXX	XXX	XXX	XXX	XXX	XXX	XXX	XXX	0	0	0	0	0	0
35. Comprehensive group		(d) XXX	XXX	XXX	XXX	XXX	XXX	XXX	XXX	XXX	XXX	0	0	0	0	0	0
36. Medicare Supplement		(d) XXX	XXX	XXX	XXX	XXX	XXX	XXX	XXX	XXX	XXX	0	0	0	0	0	0
37. Vision only		(d) XXX	XXX	XXX	XXX	XXX	XXX	XXX	XXX	XXX	XXX	0	0	0	0	0	0
38. Dental only		(d) XXX	XXX	XXX	XXX	XXX	XXX	XXX	XXX	XXX	XXX	0	0	0	0	0	0
39. Federal Employees Health Benefits Plan		(d) XXX	XXX	XXX	XXX	XXX	XXX	XXX	XXX	XXX	XXX	0	0	0	0	0	0
40. Title XVIII Medicare		(d) XXX	XXX	XXX	XXX	XXX	XXX	XXX	XXX	XXX	XXX	0	0	0	0	0	0
41. Title XIX Medicaid		(d) XXX	XXX	XXX	XXX	XXX	XXX	XXX	XXX	XXX	XXX	0	0	0	0	0	0
42. Credit A&H		XXX	XXX	XXX	XXX	XXX	XXX	XXX	XXX	XXX	XXX	0	0	0	0	0	0
43. Disability income		(d) XXX	XXX	XXX	XXX	XXX	XXX	XXX	XXX	XXX	XXX	0	0	(3)	(1,911)	15	7,221
44. Long-term care		(d) XXX	XXX	XXX	XXX	XXX	XXX	XXX	XXX	XXX	XXX	0	0	0	0	0	0
45. Other health		(d) XXX	XXX	XXX	XXX	XXX	XXX	XXX	XXX	XXX	XXX	28	4,302	(35)	(15,224)	403	23,481
46. Total Accident and Health		XXX	XXX	XXX	XXX	XXX	XXX	XXX	XXX	XXX	XXX	28	4,302	(38)	(17,135)	418	30,702
47. TOTAL		349,077	58	353,088	0	0	0	0	58	353,088	0	34	519,302	(80)	(1,608,999)	850	16,264,420

(a) Includes Group Credit Life Insurance Loans less than or equal to 60 months at issue, prior year \$ 0 , current year \$ 0 Loans greater than 60 months at issue BUT NOT GREATER THAN 120 MONTHS prior year \$ 0 , current year \$ 0

(b) Corporate Owned Life Insurance/BOLI: 1) Number of policies: 0 2) covering number of lives: 0 3) face amount \$ 0

(c) Deposit-Type Contract Considerations NOT included in Total Premiums and Annuities Considerations: Individual: \$ 0 Group: \$ 0 Total: \$ 0

(d) For health business on indicated lines report: Number of persons insured under PPO managed care products 0 and number of persons insured under indemnity only products 0

(e) For health premiums written: amount of Medicare Title XVIII exempt from state taxes or fees \$ 0

(f) Certain Separate Account products are included in "Other" product categories in the table(s) above:

1. Individual Life - Other includes the following amounts related to Separate Account policies: Column 1) \$ 0 Column 7) \$ 0 Column 12) \$ 0

2. Group Life - Other includes the following amounts related to Separate Account policies: Column 1) \$ 0 Column 7) \$ 0 Column 12) \$ 0

3. Individual Annuities - Other includes the following amounts related to Separate Account policies: Column 1) \$ 0 Column 7) \$ 0 Column 12) \$ 0

4. Group Annuities - Other includes the following amounts related to Separate Account policies: Column 1) \$ 0 Column 7) \$ 0 Column 12) \$ 0



ANNUAL STATEMENT FOR THE YEAR 2023 OF THE United Transportation Union Insurance Association
LIFE INSURANCE (STATE PAGE)^(b)

NAIC Group Code 0000 BUSINESS IN THE STATE OF Louisiana DURING THE YEAR 2023 NAIC Company Code 56413

Line of Business	1 Premiums and Annuities Considerations	2 Other Considerations	Dividends to Policyholders/Refunds to Members				7 Total (Col. 3+4+5+6)	8 Death and Annuity Benefits	Claims and Benefits Paid			
			3 Paid in Cash or Left on Deposit	4 Applied to Pay Renewal Premiums	5 Applied to Provide Paid-Up Additions or Shorten the Endowment or Premium-Paying Period	6 Other			9 Matured Endowments	10 Surrender Values and Withdrawals for Life Contracts	11 All Other Benefits	12 Total (Sum Columns 8 through 11)
Individual Life												
1. Industrial	0	0	0	0	0	0	0	0	0	0	0	0
2. Whole	62,376	0	0	0	0	0	0	1,609	0	0	2,045	3,654
3. Term	79,537	0	0	0	0	0	0	0	0	0	3,280	3,280
4. Indexed	0	0	0	0	0	0	0	0	0	0	0	0
5. Universal	9,798	0	0	0	0	0	0	0	0	0	0	0
6. Universal with secondary guarantees	0	0	0	0	0	0	0	0	0	0	0	0
7. Variable	0	0	0	0	0	0	0	0	0	0	0	0
8. Variable universal	0	0	0	0	0	0	0	0	0	0	0	0
9. Credit	0	0	0	0	0	0	0	0	0	0	0	0
10. Other	(f) 0	0	0	0	0	0	0	0	0	0	0	0
11. Total Individual Life	151,711	0	0	0	0	0	0	1,609	0	0	5,326	6,935
Group Life												
12. Whole	0	0	0	0	0	0	0	0	0	0	0	0
13. Term	0	0	0	0	0	0	0	0	0	0	0	0
14. Universal	0	0	0	0	0	0	0	0	0	0	0	0
15. Variable	0	0	0	0	0	0	0	0	0	0	0	0
16. Variable universal	0	0	0	0	0	0	0	0	0	0	0	0
17. Credit	0	0	0	0	0	0	0	0	0	0	0	0
18. Other	(f) 0	0	0	0	0	0	0	0	0	0	0	0
19. Total Group Life	0	0	0	0	0	0	0	0	0	0	0	0
Individual Annuities												
20. Fixed	6,911	0	0	0	0	0	0	30,770	0	0	0	30,770
21. Indexed	0	0	0	0	0	0	0	0	0	0	0	0
22. Variable with guarantees	0	0	0	0	0	0	0	0	0	0	0	0
23. Variable without guarantees	0	0	0	0	0	0	0	0	0	0	0	0
24. Life contingent payout	0	0	0	0	0	0	0	0	0	0	0	0
25. Other	(f) 0	0	0	0	0	0	0	0	0	0	0	0
26. Total Individual Annuities	6,911	0	0	0	0	0	0	30,770	0	0	0	30,770
Group Annuities												
27. Fixed	0	0	0	0	0	0	0	0	0	0	0	0
28. Indexed	0	0	0	0	0	0	0	0	0	0	0	0
29. Variable with guarantees	0	0	0	0	0	0	0	0	0	0	0	0
30. Variable without guarantees	0	0	0	0	0	0	0	0	0	0	0	0
31. Life contingent payout	0	0	0	0	0	0	0	0	0	0	0	0
32. Other	(f) 0	0	0	0	0	0	0	0	0	0	0	0
33. Total Group Annuities	0	0	0	0	0	0	0	0	0	0	0	0
Accident and Health												
34. Comprehensive individual	(d) 0	0	0	0	0	0	0	XXX	XXX	XXX	0	0
35. Comprehensive group	(d) 0	0	0	0	0	0	0	XXX	XXX	XXX	0	0
36. Medicare Supplement	(d) 0	0	0	0	0	0	0	XXX	XXX	XXX	0	0
37. Vision only	(d) 0	0	0	0	0	0	0	XXX	XXX	XXX	0	0
38. Dental only	(d) 0	0	0	0	0	0	0	XXX	XXX	XXX	0	0
39. Federal Employees Health Benefits Plan	(d) 0	0	0	0	0	0	0	XXX	XXX	XXX	0	0
40. Title XVIII Medicare	(d) 0 (e)	0	0	0	0	0	0	XXX	XXX	XXX	0	0
41. Title XIX Medicaid	(d) 0	0	0	0	0	0	0	XXX	XXX	XXX	0	0
42. Credit A&H	0	0	0	0	0	0	0	XXX	XXX	XXX	0	0
43. Disability income	(d) 64,943	0	0	0	0	0	0	XXX	XXX	XXX	16,267	16,267
44. Long-term care	(d) 0	0	0	0	0	0	0	XXX	XXX	XXX	0	0
45. Other health	(d) 81,294	0	0	0	0	0	0	XXX	XXX	XXX	6,268	6,268
46. Total Accident and Health	146,237	0	0	0	0	0	0	XXX	XXX	XXX	22,535	22,535
47. Total	304,859 (c)	0	0	0	0	0	0	32,379	0	0	27,861	60,240

ANNUAL STATEMENT FOR THE YEAR 2023 OF THE United Transportation Union Insurance Association

LIFE INSURANCE (STATE PAGE) (Continued)^(b)

NAIC Group Code		0000		BUSINESS IN THE STATE OF		Louisiana		DURING THE YEAR						2023		NAIC Company Code		56413	
Line of Business		13 Incurred During Current Year	Direct Death Benefits, Matured Endowments Incurred and Annuity Benefits								22 Unpaid December 31, Current Year	Issued During Year		Other Changes to In Force (Net)		In Force December 31, Current Year (b)			
			Totals Paid		Reduction by Compromise		Amount Rejected		Total Settled During Current Year			23 Number of Pols/ Certs	24 Amount	25 Number of Pols/ Certs	26 Amount	27 Number of Pols/ Certs	28 Amount		
			14 Number of Pols/ Certs	15 Amount	16 Number of Pols/ Certs	17 Amount	18 Number of Pols/ Certs	19 Amount	20 Number of Pols/ Certs	21 Amount									
Individual Life																			
1. Industrial		0	0	0	0	0	0	0	0	0	0	0	0	0	0	0	0		
2. Whole		1,609	1	1,609	0	0	0	0	0	1	1,609	0	7	514,000	(8)	(226,490)	161	4,188,236	
3. Term		0	0	0	0	0	0	0	0	0	0	0	5	694,000	(1)	(104,000)	124	11,478,294	
4. Indexed		0	0	0	0	0	0	0	0	0	0	0	0	0	0	0	0	0	
5. Universal		0	0	0	0	0	0	0	0	0	0	0	0	0	(1)	(23,547)	36	656,166	
6. Universal with secondary guarantees		0	0	0	0	0	0	0	0	0	0	0	0	0	0	0	0	0	
7. Variable		0	0	0	0	0	0	0	0	0	0	0	0	0	0	0	0	0	
8. Variable universal		0	0	0	0	0	0	0	0	0	0	0	0	0	0	0	0	0	
9. Credit		0	0	0	0	0	0	0	0	0	0	0	0	0	0	0	0	0	
10. Other		(f) 0	0	0	0	0	0	0	0	0	0	0	0	0	0	0	0	0	
11. Total Individual Life		1,609	1	1,609	0	0	0	0	0	1	1,609	0	12	1,208,000	(10)	(354,037)	321	16,322,696	
Group Life																			
12. Whole		0	0	0	0	0	0	0	0	0	0	0	0	0	0	0	0	0	
13. Term		0	0	0	0	0	0	0	0	0	0	0	0	0	0	0	0	0	
14. Universal		0	0	0	0	0	0	0	0	0	0	0	0	0	0	0	0	0	
15. Variable		0	0	0	0	0	0	0	0	0	0	0	0	0	0	0	0	0	
16. Variable universal		0	0	0	0	0	0	0	0	0	0	0	0	0	0	0	0	0	
17. Credit		0	0	0	0	0	0	0	0	0	0	0	0	0	0	0	0	0	
18. Other		(f) 0	0	0	0	0	0	0	0	0	0	0	0	0	0	0	0	0 (a)	
19. Total Group Life		0	0	0	0	0	0	0	0	0	0	0	0	0	0	0	0	0	
Individual Annuities																			
20. Fixed		30,770	13	30,770	0	0	0	0	0	13	30,770	0	0	0	0	(8,435)	26	444,886	
21. Indexed		0	0	0	0	0	0	0	0	0	0	0	0	0	0	0	0	0	
22. Variable with guarantees		0	0	0	0	0	0	0	0	0	0	0	0	0	0	0	0	0	
23. Variable without guarantees		0	0	0	0	0	0	0	0	0	0	0	0	0	0	0	0	0	
24. Life contingent payout		0	0	0	0	0	0	0	0	0	0	0	0	0	0	0	0	0	
25. Other		(f) 0	0	0	0	0	0	0	0	0	0	0	0	0	0	0	0	0	
26. Total Individual Annuities		30,770	13	30,770	0	0	0	0	0	13	30,770	0	0	0	0	(8,435)	26	444,886	
Group Annuities																			
27. Fixed		0	0	0	0	0	0	0	0	0	0	0	0	0	0	0	0	0	
28. Indexed		0	0	0	0	0	0	0	0	0	0	0	0	0	0	0	0	0	
29. Variable with guarantees		0	0	0	0	0	0	0	0	0	0	0	0	0	0	0	0	0	
30. Variable without guarantees		0	0	0	0	0	0	0	0	0	0	0	0	0	0	0	0	0	
31. Life contingent payout		0	0	0	0	0	0	0	0	0	0	0	0	0	0	0	0	0	
32. Other		(f) 0	0	0	0	0	0	0	0	0	0	0	0	0	0	0	0	0	
33. Total Group Annuities		0	0	0	0	0	0	0	0	0	0	0	0	0	0	0	0	0	
Accident and Health																			
34. Comprehensive individual		(d) XXX	XXX	XXX	XXX	XXX	XXX	XXX	XXX	XXX	XXX	0	0	0	0	0	0	0	
35. Comprehensive group		(d) XXX	XXX	XXX	XXX	XXX	XXX	XXX	XXX	XXX	XXX	0	0	0	0	0	0	0	
36. Medicare Supplement		(d) XXX	XXX	XXX	XXX	XXX	XXX	XXX	XXX	XXX	XXX	0	0	0	0	0	0	0	
37. Vision only		(d) XXX	XXX	XXX	XXX	XXX	XXX	XXX	XXX	XXX	XXX	0	0	0	0	0	0	0	
38. Dental only		(d) XXX	XXX	XXX	XXX	XXX	XXX	XXX	XXX	XXX	XXX	0	0	0	0	0	0	0	
39. Federal Employees Health Benefits Plan		(d) XXX	XXX	XXX	XXX	XXX	XXX	XXX	XXX	XXX	XXX	0	0	0	0	0	0	0	
40. Title XVIII Medicare		(d) XXX	XXX	XXX	XXX	XXX	XXX	XXX	XXX	XXX	XXX	0	0	0	0	0	0	0	
41. Title XIX Medicaid		(d) XXX	XXX	XXX	XXX	XXX	XXX	XXX	XXX	XXX	XXX	0	0	0	0	0	0	0	
42. Credit A&H		XXX	XXX	XXX	XXX	XXX	XXX	XXX	XXX	XXX	XXX	0	0	0	0	0	0	0	
43. Disability income		(d) XXX	XXX	XXX	XXX	XXX	XXX	XXX	XXX	XXX	XXX	0	0	(1)	(2,831)	40	26,799	0	
44. Long-term care		(d) XXX	XXX	XXX	XXX	XXX	XXX	XXX	XXX	XXX	XXX	0	0	0	0	0	0	0	
45. Other health		(d) XXX	XXX	XXX	XXX	XXX	XXX	XXX	XXX	XXX	XXX	80	16,686	(58)	(52,391)	705	86,392	0	
46. Total Accident and Health		XXX	XXX	XXX	XXX	XXX	XXX	XXX	XXX	XXX	XXX	80	16,686	(59)	(55,222)	745	113,191	0	
47. TOTAL		32,379	14	32,379	0	0	0	0	0	14	32,379	0	92	1,224,686	(69)	(417,694)	1,092	16,880,773	

(a) Includes Group Credit Life Insurance Loans less than or equal to 60 months at issue, prior year \$ 0 , current year \$ 0 Loans greater than 60 months at issue BUT NOT GREATER THAN 120 MONTHS prior year \$ 0 , current year \$ 0

(b) Corporate Owned Life Insurance/BOLI: 1) Number of policies: 0 2) covering number of lives: 0 3) face amount \$ 0

(c) Deposit-Type Contract Considerations NOT included in Total Premiums and Annuities Considerations: Individual: \$ 0 Group: \$ 0 Total: \$ 0

(d) For health business on indicated lines report: Number of persons insured under PPO managed care products 0 and number of persons insured under indemnity only products 0

(e) For health premiums written: amount of Medicare Title XVIII exempt from state taxes or fees \$ 0

(f) Certain Separate Account products are included in "Other" product categories in the table(s) above:

1. Individual Life - Other includes the following amounts related to Separate Account policies: Column 1) \$ 0 Column 7) \$ 0 Column 12) \$ 0

2. Group Life - Other includes the following amounts related to Separate Account policies: Column 1) \$ 0 Column 7) \$ 0 Column 12) \$ 0

3. Individual Annuities - Other includes the following amounts related to Separate Account policies: Column 1) \$ 0 Column 7) \$ 0 Column 12) \$ 0

4. Group Annuities - Other includes the following amounts related to Separate Account policies: Column 1) \$ 0 Column 7) \$ 0 Column 12) \$ 0



ANNUAL STATEMENT FOR THE YEAR 2023 OF THE United Transportation Union Insurance Association
LIFE INSURANCE (STATE PAGE)^(b)

NAIC Group Code 0000 BUSINESS IN THE STATE OF Maine DURING THE YEAR 2023 NAIC Company Code 56413

Line of Business	1 Premiums and Annuities Considerations	2 Other Considerations	Dividends to Policyholders/Refunds to Members				7 Total (Col. 3+4+5+6)	8 Death and Annuity Benefits	Claims and Benefits Paid			
			3 Paid in Cash or Left on Deposit	4 Applied to Pay Renewal Premiums	5 Applied to Provide Paid-Up Additions or Shorten the Endowment or Premium-Paying Period	6 Other			9 Matured Endowments	10 Surrender Values and Withdrawals for Life Contracts	11 All Other Benefits	12 Total (Sum Columns 8 through 11)
Individual Life												
1. Industrial	0	0	0	0	0	0	0	0	0	0	0	0
2. Whole	2,441	0	0	0	0	0	0	0	0	0	0	0
3. Term	0	0	0	0	0	0	0	0	0	0	0	0
4. Indexed	0	0	0	0	0	0	0	0	0	0	0	0
5. Universal	0	0	0	0	0	0	0	0	0	0	0	0
6. Universal with secondary guarantees	0	0	0	0	0	0	0	0	0	0	0	0
7. Variable	0	0	0	0	0	0	0	0	0	0	0	0
8. Variable universal	0	0	0	0	0	0	0	0	0	0	0	0
9. Credit	0	0	0	0	0	0	0	0	0	0	0	0
10. Other	(f) 0	0	0	0	0	0	0	0	0	0	0	0
11. Total Individual Life	2,441	0	0	0	0	0	0	0	0	0	0	0
Group Life												
12. Whole	0	0	0	0	0	0	0	0	0	0	0	0
13. Term	0	0	0	0	0	0	0	0	0	0	0	0
14. Universal	0	0	0	0	0	0	0	0	0	0	0	0
15. Variable	0	0	0	0	0	0	0	0	0	0	0	0
16. Variable universal	0	0	0	0	0	0	0	0	0	0	0	0
17. Credit	0	0	0	0	0	0	0	0	0	0	0	0
18. Other	(f) 0	0	0	0	0	0	0	0	0	0	0	0
19. Total Group Life	0	0	0	0	0	0	0	0	0	0	0	0
Individual Annuities												
20. Fixed	0	0	0	0	0	0	0	20,549	0	0	0	20,549
21. Indexed	0	0	0	0	0	0	0	0	0	0	0	0
22. Variable with guarantees	0	0	0	0	0	0	0	0	0	0	0	0
23. Variable without guarantees	0	0	0	0	0	0	0	0	0	0	0	0
24. Life contingent payout	0	0	0	0	0	0	0	0	0	0	0	0
25. Other	(f) 0	0	0	0	0	0	0	0	0	0	0	0
26. Total Individual Annuities	0	0	0	0	0	0	0	20,549	0	0	0	20,549
Group Annuities												
27. Fixed	0	0	0	0	0	0	0	0	0	0	0	0
28. Indexed	0	0	0	0	0	0	0	0	0	0	0	0
29. Variable with guarantees	0	0	0	0	0	0	0	0	0	0	0	0
30. Variable without guarantees	0	0	0	0	0	0	0	0	0	0	0	0
31. Life contingent payout	0	0	0	0	0	0	0	0	0	0	0	0
32. Other	(f) 0	0	0	0	0	0	0	0	0	0	0	0
33. Total Group Annuities	0	0	0	0	0	0	0	0	0	0	0	0
Accident and Health												
34. Comprehensive individual	(d) 0	0	0	0	0	0	0	XXX	XXX	XXX	0	0
35. Comprehensive group	(d) 0	0	0	0	0	0	0	XXX	XXX	XXX	0	0
36. Medicare Supplement	(d) 0	0	0	0	0	0	0	XXX	XXX	XXX	0	0
37. Vision only	(d) 0	0	0	0	0	0	0	XXX	XXX	XXX	0	0
38. Dental only	(d) 0	0	0	0	0	0	0	XXX	XXX	XXX	0	0
39. Federal Employees Health Benefits Plan	(d) 0	0	0	0	0	0	0	XXX	XXX	XXX	0	0
40. Title XVIII Medicare	(d) 0 (e)	0	0	0	0	0	0	XXX	XXX	XXX	0	0
41. Title XIX Medicaid	(d) 0	0	0	0	0	0	0	XXX	XXX	XXX	0	0
42. Credit A&H	0	0	0	0	0	0	0	XXX	XXX	XXX	0	0
43. Disability income	(d) 358	0	0	0	0	0	0	XXX	XXX	XXX	0	0
44. Long-term care	(d) 0	0	0	0	0	0	0	XXX	XXX	XXX	0	0
45. Other health	(d) 200	0	0	0	0	0	0	XXX	XXX	XXX	0	0
46. Total Accident and Health	557	0	0	0	0	0	0	XXX	XXX	XXX	0	0
47. Total	2,999 (c)	0	0	0	0	0	0	20,549	0	0	0	20,549

ANNUAL STATEMENT FOR THE YEAR 2023 OF THE United Transportation Union Insurance Association
LIFE INSURANCE (STATE PAGE) (Continued)^(b)

NAIC Group Code		0000		BUSINESS IN THE STATE OF		Maine		DURING THE YEAR						2023		NAIC Company Code		56413	
Line of Business		13 Incurred During Current Year	Direct Death Benefits, Matured Endowments Incurred and Annuity Benefits								22 Unpaid December 31, Current Year	Issued During Year		Other Changes to In Force (Net)		In Force December 31, Current Year (b)			
			Totals Paid		Reduction by Compromise		Amount Rejected		Total Settled During Current Year			23 Number of Pols/ Certs	24 Amount	25 Number of Pols/ Certs	26 Amount	27 Number of Pols/ Certs	28 Amount		
			14 Number of Pols/ Certs	15 Amount	16 Number of Pols/ Certs	17 Amount	18 Number of Pols/ Certs	19 Amount	20 Number of Pols/ Certs	21 Amount									
Individual Life																			
1. Industrial		0	0	0	0	0	0	0	0	0	0	0	0	0	0	0	0		
2. Whole		0	0	0	0	0	0	0	0	0	0	0	0	(1)	(7, 173)	10	148,912		
3. Term		0	0	0	0	0	0	0	0	0	0	0	0	0	0	1	1,336		
4. Indexed		0	0	0	0	0	0	0	0	0	0	0	0	0	0	0	0		
5. Universal		0	0	0	0	0	0	0	0	0	0	0	0	0	0	0	0		
6. Universal with secondary guarantees		0	0	0	0	0	0	0	0	0	0	0	0	0	0	0	0		
7. Variable		0	0	0	0	0	0	0	0	0	0	0	0	0	0	0	0		
8. Variable universal		0	0	0	0	0	0	0	0	0	0	0	0	0	0	0	0		
9. Credit		0	0	0	0	0	0	0	0	0	0	0	0	0	0	0	0		
10. Other		(f) 0	0	0	0	0	0	0	0	0	0	0	0	0	0	0	0		
11. Total Individual Life		0	0	0	0	0	0	0	0	0	0	0	0	(1)	(7, 173)	11	150,248		
Group Life																			
12. Whole		0	0	0	0	0	0	0	0	0	0	0	0	0	0	0	0		
13. Term		0	0	0	0	0	0	0	0	0	0	0	0	0	0	0	0		
14. Universal		0	0	0	0	0	0	0	0	0	0	0	0	0	0	0	0		
15. Variable		0	0	0	0	0	0	0	0	0	0	0	0	0	0	0	0		
16. Variable universal		0	0	0	0	0	0	0	0	0	0	0	0	0	0	0	0		
17. Credit		0	0	0	0	0	0	0	0	0	0	0	0	0	0	0	0		
18. Other		(f) 0	0	0	0	0	0	0	0	0	0	0	0	0	0	0	0 (a)		
19. Total Group Life		0	0	0	0	0	0	0	0	0	0	0	0	0	0	0	0		
Individual Annuities																			
20. Fixed		20,549	7	20,549	0	0	0	0	7	20,549	0	0	0	(1)	(5,547)	11	442,201		
21. Indexed		0	0	0	0	0	0	0	0	0	0	0	0	0	0	0	0		
22. Variable with guarantees		0	0	0	0	0	0	0	0	0	0	0	0	0	0	0	0		
23. Variable without guarantees		0	0	0	0	0	0	0	0	0	0	0	0	0	0	0	0		
24. Life contingent payout		0	0	0	0	0	0	0	0	0	0	0	0	0	0	0	0		
25. Other		(f) 0	0	0	0	0	0	0	0	0	0	0	0	0	0	0	0		
26. Total Individual Annuities		20,549	7	20,549	0	0	0	0	7	20,549	0	0	0	(1)	(5,547)	11	442,201		
Group Annuities																			
27. Fixed		0	0	0	0	0	0	0	0	0	0	0	0	0	0	0	0		
28. Indexed		0	0	0	0	0	0	0	0	0	0	0	0	0	0	0	0		
29. Variable with guarantees		0	0	0	0	0	0	0	0	0	0	0	0	0	0	0	0		
30. Variable without guarantees		0	0	0	0	0	0	0	0	0	0	0	0	0	0	0	0		
31. Life contingent payout		0	0	0	0	0	0	0	0	0	0	0	0	0	0	0	0		
32. Other		(f) 0	0	0	0	0	0	0	0	0	0	0	0	0	0	0	0		
33. Total Group Annuities		0	0	0	0	0	0	0	0	0	0	0	0	0	0	0	0		
Accident and Health																			
34. Comprehensive individual		(d) XXX	XXX	XXX	XXX	XXX	XXX	XXX	XXX	XXX	0	0	0	0	0	0	0		
35. Comprehensive group		(d) XXX	XXX	XXX	XXX	XXX	XXX	XXX	XXX	XXX	0	0	0	0	0	0	0		
36. Medicare Supplement		(d) XXX	XXX	XXX	XXX	XXX	XXX	XXX	XXX	XXX	0	0	0	0	0	0	0		
37. Vision only		(d) XXX	XXX	XXX	XXX	XXX	XXX	XXX	XXX	XXX	0	0	0	0	0	0	0		
38. Dental only		(d) XXX	XXX	XXX	XXX	XXX	XXX	XXX	XXX	XXX	0	0	0	0	0	0	0		
39. Federal Employees Health Benefits Plan		(d) XXX	XXX	XXX	XXX	XXX	XXX	XXX	XXX	XXX	0	0	0	0	0	0	0		
40. Title XVIII Medicare		(d) XXX	XXX	XXX	XXX	XXX	XXX	XXX	XXX	XXX	0	0	0	0	0	0	0		
41. Title XIX Medicaid		(d) XXX	XXX	XXX	XXX	XXX	XXX	XXX	XXX	XXX	0	0	0	0	0	0	0		
42. Credit A&H		XXX	XXX	XXX	XXX	XXX	XXX	XXX	XXX	XXX	0	0	0	0	0	0	0		
43. Disability income		(d) XXX	XXX	XXX	XXX	XXX	XXX	XXX	XXX	XXX	0	0	0	0	0	0	0		
44. Long-term care		(d) XXX	XXX	XXX	XXX	XXX	XXX	XXX	XXX	XXX	0	0	0	0	0	0	0		
45. Other health		(d) XXX	XXX	XXX	XXX	XXX	XXX	XXX	XXX	XXX	1	108	(1)	(356)	12	432			
46. Total Accident and Health		XXX	XXX	XXX	XXX	XXX	XXX	XXX	XXX	XXX	1	108	(1)	(356)	12	432			
47. TOTAL		20,549	7	20,549	0	0	0	0	7	20,549	0	1	108	(3)	(13,076)	34	592,881		

(a) Includes Group Credit Life Insurance Loans less than or equal to 60 months at issue, prior year \$0 , current year \$0 Loans greater than 60 months at issue BUT NOT GREATER THAN 120 MONTHS prior year \$0 , current year \$0

(b) Corporate Owned Life Insurance/BOLI: 1) Number of policies:0 2) covering number of lives:0 3) face amount \$0

(c) Deposit-Type Contract Considerations NOT included in Total Premiums and Annuities Considerations: Individual: \$0 Group: \$0 Total: \$0

(d) For health business on indicated lines report: Number of persons insured under PPO managed care products0 and number of persons insured under indemnity only products0

(e) For health premiums written: amount of Medicare Title XVIII exempt from state taxes or fees \$0

(f) Certain Separate Account products are included in "Other" product categories in the table(s) above:

1. Individual Life - Other includes the following amounts related to Separate Account policies:

Column 1) \$0 Column 7) \$0 Column 12) \$0

2. Group Life - Other includes the following amounts related to Separate Account policies:

Column 1) \$0 Column 7) \$0 Column 12) \$0

3. Individual Annuities - Other includes the following amounts related to Separate Account policies:

Column 1) \$0 Column 7) \$0 Column 12) \$0

4. Group Annuities - Other includes the following amounts related to Separate Account policies:

Column 1) \$0 Column 7) \$0 Column 12) \$0



ANNUAL STATEMENT FOR THE YEAR 2023 OF THE United Transportation Union Insurance Association
LIFE INSURANCE (STATE PAGE)^(b)

NAIC Group Code 0000 BUSINESS IN THE STATE OF Maryland DURING THE YEAR 2023 NAIC Company Code 56413

Line of Business	1 Premiums and Annuities Considerations	2 Other Considerations	Dividends to Policyholders/Refunds to Members				7 Total (Col. 3+4+5+6)	8 Death and Annuity Benefits	Claims and Benefits Paid			
			3 Paid in Cash or Left on Deposit	4 Applied to Pay Renewal Premiums	5 Applied to Provide Paid-Up Additions or Shorten the Endowment or Premium-Paying Period	6 Other			9 Matured Endowments	10 Surrender Values and Withdrawals for Life Contracts	11 All Other Benefits	12 Total (Sum Columns 8 through 11)
Individual Life												
1. Industrial	0	0	0	0	0	0	0	0	0	0	0	0
2. Whole	19,788	0	57	0	0	0	57	32,933	0	488	0	33,420
3. Term	12,835	0	0	0	0	0	0	0	0	0	0	0
4. Indexed	0	0	0	0	0	0	0	0	0	0	0	0
5. Universal	9,671	0	0	0	0	0	0	50,838	0	1,274	0	52,112
6. Universal with secondary guarantees	0	0	0	0	0	0	0	0	0	0	0	0
7. Variable	0	0	0	0	0	0	0	0	0	0	0	0
8. Variable universal	0	0	0	0	0	0	0	0	0	0	0	0
9. Credit	0	0	0	0	0	0	0	0	0	0	0	0
10. Other	(f) 0	0	0	0	0	0	0	0	0	0	0	0
11. Total Individual Life	42,294	0	57	0	0	0	57	83,771	0	1,762	0	85,532
Group Life												
12. Whole	0	0	0	0	0	0	0	0	0	0	0	0
13. Term	0	0	0	0	0	0	0	0	0	0	0	0
14. Universal	0	0	0	0	0	0	0	0	0	0	0	0
15. Variable	0	0	0	0	0	0	0	0	0	0	0	0
16. Variable universal	0	0	0	0	0	0	0	0	0	0	0	0
17. Credit	0	0	0	0	0	0	0	0	0	0	0	0
18. Other	(f) 0	0	0	0	0	0	0	0	0	0	0	0
19. Total Group Life	0	0	0	0	0	0	0	0	0	0	0	0
Individual Annuities												
20. Fixed	28,600	0	0	0	0	0	0	27,456	0	0	0	27,456
21. Indexed	0	0	0	0	0	0	0	0	0	0	0	0
22. Variable with guarantees	0	0	0	0	0	0	0	0	0	0	0	0
23. Variable without guarantees	0	0	0	0	0	0	0	0	0	0	0	0
24. Life contingent payout	0	0	0	0	0	0	0	0	0	0	0	0
25. Other	(f) 0	0	0	0	0	0	0	0	0	0	319,813	319,813
26. Total Individual Annuities	28,600	0	0	0	0	0	0	27,456	0	0	319,813	347,269
Group Annuities												
27. Fixed	0	0	0	0	0	0	0	0	0	0	0	0
28. Indexed	0	0	0	0	0	0	0	0	0	0	0	0
29. Variable with guarantees	0	0	0	0	0	0	0	0	0	0	0	0
30. Variable without guarantees	0	0	0	0	0	0	0	0	0	0	0	0
31. Life contingent payout	0	0	0	0	0	0	0	0	0	0	0	0
32. Other	(f) 0	0	0	0	0	0	0	0	0	0	0	0
33. Total Group Annuities	0	0	0	0	0	0	0	0	0	0	0	0
Accident and Health												
34. Comprehensive individual	(d) 0	0	0	0	0	0	0	XXX	XXX	XXX	0	0
35. Comprehensive group	(d) 0	0	0	0	0	0	0	XXX	XXX	XXX	0	0
36. Medicare Supplement	(d) 0	0	0	0	0	0	0	XXX	XXX	XXX	0	0
37. Vision only	(d) 0	0	0	0	0	0	0	XXX	XXX	XXX	0	0
38. Dental only	(d) 0	0	0	0	0	0	0	XXX	XXX	XXX	0	0
39. Federal Employees Health Benefits Plan	(d) 0	0	0	0	0	0	0	XXX	XXX	XXX	0	0
40. Title XVIII Medicare	(d) 0 (e) 0	0	0	0	0	0	0	XXX	XXX	XXX	0	0
41. Title XIX Medicaid	(d) 0	0	0	0	0	0	0	XXX	XXX	XXX	0	0
42. Credit A&H	0	0	0	0	0	0	0	XXX	XXX	XXX	0	0
43. Disability income	(d) 2,110	0	0	0	0	0	0	XXX	XXX	XXX	0	0
44. Long-term care	(d) 0	0	0	0	0	0	0	XXX	XXX	XXX	0	0
45. Other health	(d) 2,077	0	0	0	0	0	0	XXX	XXX	XXX	0	0
46. Total Accident and Health	4,187	0	0	0	0	0	0	XXX	XXX	XXX	0	0
47. Total	75,081 (c)	0	57	0	0	0	57	111,227	0	0	321,574	432,801

ANNUAL STATEMENT FOR THE YEAR 2023 OF THE United Transportation Union Insurance Association

LIFE INSURANCE (STATE PAGE) (Continued)^(b)

NAIC Group Code		0000		BUSINESS IN THE STATE OF		Maryland		DURING THE YEAR		2023		NAIC Company Code		56413			
Line of Business		13 Incurred During Current Year	Direct Death Benefits, Matured Endowments Incurred and Annuity Benefits								22 Unpaid December 31, Current Year	Issued During Year		Other Changes to In Force (Net)		In Force December 31, Current Year (b)	
			Totals Paid		Reduction by Compromise		Amount Rejected		Total Settled During Current Year			23 Number of Pols/ Certs	24 Amount	25 Number of Pols/ Certs	26 Amount	27 Number of Pols/ Certs	28 Amount
			14 Number of Pols/ Certs	15 Amount	16 Number of Pols/ Certs	17 Amount	18 Number of Pols/ Certs	19 Amount	20 Number of Pols/ Certs	21 Amount							
Individual Life		0	0	0	0	0	0	0	0	0	0	0	0	0	0	0	
1. Industrial		33,109	5	32,933	0	0	0	0	5	32,933	176	1	25,000	(6)	(53,258)	98	1,715,653
3. Term		0	0	0	0	0	0	0	0	0	0	0	0	(1)	(55,994)	18	1,964,450
4. Indexed		0	0	0	0	0	0	0	0	0	0	0	0	0	0	0	0
5. Universal		50,838	2	50,838	0	0	0	0	2	50,838	0	0	0	(8)	(154,219)	29	725,503
6. Universal with secondary guarantees		0	0	0	0	0	0	0	0	0	0	0	0	0	0	0	0
7. Variable		0	0	0	0	0	0	0	0	0	0	0	0	0	0	0	0
8. Variable universal		0	0	0	0	0	0	0	0	0	0	0	0	0	0	0	0
9. Credit		0	0	0	0	0	0	0	0	0	0	0	0	0	0	0	0
10. Other		0	0	0	0	0	0	0	0	0	0	0	0	0	0	0	0
11. Total Individual Life		83,947	7	83,771	0	0	0	0	7	83,771	176	1	25,000	(15)	(263,471)	145	4,405,606
Group Life		0	0	0	0	0	0	0	0	0	0	0	0	0	0	0	0
12. Whole		0	0	0	0	0	0	0	0	0	0	0	0	0	0	0	0
13. Term		0	0	0	0	0	0	0	0	0	0	0	0	0	0	0	0
14. Universal		0	0	0	0	0	0	0	0	0	0	0	0	0	0	0	0
15. Variable		0	0	0	0	0	0	0	0	0	0	0	0	0	0	0	0
16. Variable universal		0	0	0	0	0	0	0	0	0	0	0	0	0	0	0	0
17. Credit		0	0	0	0	0	0	0	0	0	0	0	0	0	0	0	0
18. Other		0	0	0	0	0	0	0	0	0	0	0	0	0	0	0	0
19. Total Group Life		0	0	0	0	0	0	0	0	0	0	0	0	0	0	0	0
Individual Annuities		27,456	36	27,456	0	0	0	0	36	27,456	0	0	0	0	44,879	37	1,226,280
21. Indexed		0	0	0	0	0	0	0	0	0	0	0	0	0	0	0	0
22. Variable with guarantees		0	0	0	0	0	0	0	0	0	0	0	0	0	0	0	0
23. Variable without guarantees		0	0	0	0	0	0	0	0	0	0	0	0	0	0	0	0
24. Life contingent payout		0	0	0	0	0	0	0	0	0	0	0	0	0	0	0	0
25. Other		319,813	27	319,813	0	0	0	0	27	319,813	0	0	0	(1)	(289,565)	2	558,112
26. Total Individual Annuities		347,269	63	347,269	0	0	0	0	63	347,269	0	0	0	(1)	(244,686)	39	1,784,392
Group Annuities		0	0	0	0	0	0	0	0	0	0	0	0	0	0	0	0
27. Fixed		0	0	0	0	0	0	0	0	0	0	0	0	0	0	0	0
28. Indexed		0	0	0	0	0	0	0	0	0	0	0	0	0	0	0	0
29. Variable with guarantees		0	0	0	0	0	0	0	0	0	0	0	0	0	0	0	0
30. Variable without guarantees		0	0	0	0	0	0	0	0	0	0	0	0	0	0	0	0
31. Life contingent payout		0	0	0	0	0	0	0	0	0	0	0	0	0	0	0	0
32. Other		0	0	0	0	0	0	0	0	0	0	0	0	0	0	0	0
33. Total Group Annuities		0	0	0	0	0	0	0	0	0	0	0	0	0	0	0	0
Accident and Health		(d) XXX	XXX	XXX	XXX	XXX	XXX	XXX	XXX	XXX	XXX	0	0	0	0	0	0
35. Comprehensive group		(d) XXX	XXX	XXX	XXX	XXX	XXX	XXX	XXX	XXX	XXX	0	0	0	0	0	0
36. Medicare Supplement		(d) XXX	XXX	XXX	XXX	XXX	XXX	XXX	XXX	XXX	XXX	0	0	0	0	0	0
37. Vision only		(d) XXX	XXX	XXX	XXX	XXX	XXX	XXX	XXX	XXX	XXX	0	0	0	0	0	0
38. Dental only		(d) XXX	XXX	XXX	XXX	XXX	XXX	XXX	XXX	XXX	XXX	0	0	0	0	0	0
39. Federal Employees Health Benefits Plan		(d) XXX	XXX	XXX	XXX	XXX	XXX	XXX	XXX	XXX	XXX	0	0	0	0	0	0
40. Title XVIII Medicare		(d) XXX	XXX	XXX	XXX	XXX	XXX	XXX	XXX	XXX	XXX	0	0	0	0	0	0
41. Title XIX Medicaid		(d) XXX	XXX	XXX	XXX	XXX	XXX	XXX	XXX	XXX	XXX	0	0	0	0	0	0
42. Credit A&H		XXX	XXX	XXX	XXX	XXX	XXX	XXX	XXX	XXX	XXX	0	0	0	0	0	0
43. Disability income		(d) XXX	XXX	XXX	XXX	XXX	XXX	XXX	XXX	XXX	XXX	0	0	0	(36)	1	286
44. Long-term care		(d) XXX	XXX	XXX	XXX	XXX	XXX	XXX	XXX	XXX	XXX	0	0	0	0	0	0
45. Other health		(d) XXX	XXX	XXX	XXX	XXX	XXX	XXX	XXX	XXX	XXX	8	1,086	(12)	(1,817)	106	3,689
46. Total Accident and Health		XXX	XXX	XXX	XXX	XXX	XXX	XXX	XXX	XXX	XXX	8	1,086	(12)	(1,853)	107	3,975
47. TOTAL		431,216	70	431,039	0	0	0	0	70	431,039	176	9	26,086	(28)	(510,010)	291	6,193,973

(a) Includes Group Credit Life Insurance Loans less than or equal to 60 months at issue, prior year \$ 0 , current year \$ 0 Loans greater than 60 months at issue BUT NOT GREATER THAN 120 MONTHS prior year \$ 0 , current year \$ 0

(b) Corporate Owned Life Insurance/BOLI: 1) Number of policies: 0 2) covering number of lives: 0 3) face amount \$ 0

(c) Deposit-Type Contract Considerations NOT included in Total Premiums and Annuities Considerations: Individual: \$ 0 Group: \$ 0 Total: \$ 0

(d) For health business on indicated lines report: Number of persons insured under PPO managed care products 0 and number of persons insured under indemnity only products 0

(e) For health premiums written: amount of Medicare Title XVIII exempt from state taxes or fees \$ 0

(f) Certain Separate Account products are included in "Other" product categories in the table(s) above:

1. Individual Life - Other includes the following amounts related to Separate Account policies: Column 1) \$ 0 Column 7) \$ 0 Column 12) \$ 0

2. Group Life - Other includes the following amounts related to Separate Account policies: Column 1) \$ 0 Column 7) \$ 0 Column 12) \$ 0

3. Individual Annuities - Other includes the following amounts related to Separate Account policies: Column 1) \$ 0 Column 7) \$ 0 Column 12) \$ 0

4. Group Annuities - Other includes the following amounts related to Separate Account policies: Column 1) \$ 0 Column 7) \$ 0 Column 12) \$ 0



ANNUAL STATEMENT FOR THE YEAR 2023 OF THE United Transportation Union Insurance Association
LIFE INSURANCE (STATE PAGE)^(b)

NAIC Group Code 0000 BUSINESS IN THE STATE OF Massachusetts DURING THE YEAR 2023 NAIC Company Code 56413

Line of Business	1 Premiums and Annuities Considerations	2 Other Considerations	Dividends to Policyholders/Refunds to Members				7 Total (Col. 3+4+5+6)	Claims and Benefits Paid				
			3 Paid in Cash or Left on Deposit	4 Applied to Pay Renewal Premiums	5 Applied to Provide Paid-Up Additions or Shorten the Endowment or Premium-Paying Period	6 Other		8 Death and Annuity Benefits	9 Matured Endowments	10 Surrender Values and Withdrawals for Life Contracts	11 All Other Benefits	12 Total (Sum Columns 8 through 11)
Individual Life												
1. Industrial	0	0	0	0	0	0	0	0	0	0	0	0
2. Whole	6,429	0	46	0	0	0	46	8,439	0	0	236	8,675
3. Term	2,931	0	0	0	0	0	0	0	0	0	0	0
4. Indexed	0	0	0	0	0	0	0	0	0	0	0	0
5. Universal	1,557	0	0	0	0	0	0	0	0	0	0	0
6. Universal with secondary guarantees	0	0	0	0	0	0	0	0	0	0	0	0
7. Variable	0	0	0	0	0	0	0	0	0	0	0	0
8. Variable universal	0	0	0	0	0	0	0	0	0	0	0	0
9. Credit	0	0	0	0	0	0	0	0	0	0	0	0
10. Other	(f) 0	0	0	0	0	0	0	0	0	0	0	0
11. Total Individual Life	10,917	0	46	0	0	0	46	8,439	0	0	236	8,675
Group Life												
12. Whole	0	0	0	0	0	0	0	0	0	0	0	0
13. Term	0	0	0	0	0	0	0	0	0	0	0	0
14. Universal	0	0	0	0	0	0	0	0	0	0	0	0
15. Variable	0	0	0	0	0	0	0	0	0	0	0	0
16. Variable universal	0	0	0	0	0	0	0	0	0	0	0	0
17. Credit	0	0	0	0	0	0	0	0	0	0	0	0
18. Other	(f) 0	0	0	0	0	0	0	0	0	0	0	0
19. Total Group Life	0	0	0	0	0	0	0	0	0	0	0	0
Individual Annuities												
20. Fixed	0	0	0	0	0	0	0	5,869	0	0	0	5,869
21. Indexed	0	0	0	0	0	0	0	0	0	0	0	0
22. Variable with guarantees	0	0	0	0	0	0	0	0	0	0	0	0
23. Variable without guarantees	0	0	0	0	0	0	0	0	0	0	0	0
24. Life contingent payout	0	0	0	0	0	0	0	0	0	0	0	0
25. Other	(f) 0	0	0	0	0	0	0	0	0	0	0	0
26. Total Individual Annuities	0	0	0	0	0	0	0	5,869	0	0	0	5,869
Group Annuities												
27. Fixed	0	0	0	0	0	0	0	0	0	0	0	0
28. Indexed	0	0	0	0	0	0	0	0	0	0	0	0
29. Variable with guarantees	0	0	0	0	0	0	0	0	0	0	0	0
30. Variable without guarantees	0	0	0	0	0	0	0	0	0	0	0	0
31. Life contingent payout	0	0	0	0	0	0	0	0	0	0	0	0
32. Other	(f) 0	0	0	0	0	0	0	0	0	0	0	0
33. Total Group Annuities	0	0	0	0	0	0	0	0	0	0	0	0
Accident and Health												
34. Comprehensive individual	(d) 0	0	0	0	0	0	0	XXX	XXX	XXX	0	0
35. Comprehensive group	(d) 0	0	0	0	0	0	0	XXX	XXX	XXX	0	0
36. Medicare Supplement	(d) 0	0	0	0	0	0	0	XXX	XXX	XXX	0	0
37. Vision only	(d) 0	0	0	0	0	0	0	XXX	XXX	XXX	0	0
38. Dental only	(d) 0	0	0	0	0	0	0	XXX	XXX	XXX	0	0
39. Federal Employees Health Benefits Plan	(d) 0	0	0	0	0	0	0	XXX	XXX	XXX	0	0
40. Title XVIII Medicare	(d) 0 (e)	0	0	0	0	0	0	XXX	XXX	XXX	0	0
41. Title XIX Medicaid	(d) 0	0	0	0	0	0	0	XXX	XXX	XXX	0	0
42. Credit A&H	0	0	0	0	0	0	0	XXX	XXX	XXX	0	0
43. Disability income	(d) 5,163	0	0	0	0	0	0	XXX	XXX	XXX	0	0
44. Long-term care	(d) 0	0	0	0	0	0	0	XXX	XXX	XXX	0	0
45. Other health	(d) 3,976	0	0	0	0	0	0	XXX	XXX	XXX	0	0
46. Total Accident and Health	9,139	0	0	0	0	0	0	XXX	XXX	XXX	0	0
47. Total	20,056 (c)	0	46	0	0	0	46	14,308	0	0	236	14,544

ANNUAL STATEMENT FOR THE YEAR 2023 OF THE United Transportation Union Insurance Association

LIFE INSURANCE (STATE PAGE) (Continued)^(b)

NAIC Group Code		0000		BUSINESS IN THE STATE OF		Massachusetts		DURING THE YEAR		2023		NAIC Company Code		56413					
Line of Business		Direct Death Benefits, Matured Endowments Incurred and Annuity Benefits										22		Policy Exhibit					
		13		Claims Settled During Current Year										Issued During Year		Other Changes to In Force (Net)		In Force December 31, Current Year (b)	
				Totals Paid		Reduction by Compromise		Amount Rejected		Total Settled During Current Year		23	24	25	26	27	28		
		14	15	16	17	18	19	20	21	Unpaid December 31, Current Year	Number of Pols/ Certs	Amount	Number of Pols/ Certs	Amount	Number of Pols/ Certs	Amount	Number of Pols/ Certs	Amount	
		Incurred During Current Year	Number of Pols/ Certs	Amount	Number of Pols/ Certs	Amount	Number of Pols/ Certs	Amount	Number of Pols/ Certs	Amount									
Individual Life																			
1.	Industrial	0	0	0	0	0	0	0	0	0	0	0	0	0	0	0	0		
2.	Whole	9,384	2	8,439	0	0	0	0	2	8,439	2,807	0	0	(2)	(18,740)	21	286,502		
3.	Term	0	0	0	0	0	0	0	0	0	0	0	0	(1)	(18,981)	5	582,021		
4.	Indexed	0	0	0	0	0	0	0	0	0	0	0	0	0	0	0	0		
5.	Universal	0	0	0	0	0	0	0	0	0	0	0	0	0	0	4	75,000		
6.	Universal with secondary guarantees	0	0	0	0	0	0	0	0	0	0	0	0	0	0	0	0		
7.	Variable	0	0	0	0	0	0	0	0	0	0	0	0	0	0	0	0		
8.	Variable universal	0	0	0	0	0	0	0	0	0	0	0	0	0	0	0	0		
9.	Credit	0	0	0	0	0	0	0	0	0	0	0	0	0	0	0	0		
10.	Other	0	0	0	0	0	0	0	0	0	0	0	0	0	0	0	0		
11.	Total Individual Life	9,384	2	8,439	0	0	0	0	2	8,439	2,807	0	0	(3)	(37,721)	30	943,523		
Group Life																			
12.	Whole	0	0	0	0	0	0	0	0	0	0	0	0	0	0	0	0		
13.	Term	0	0	0	0	0	0	0	0	0	0	0	0	0	0	0	0		
14.	Universal	0	0	0	0	0	0	0	0	0	0	0	0	0	0	0	0		
15.	Variable	0	0	0	0	0	0	0	0	0	0	0	0	0	0	0	0		
16.	Variable universal	0	0	0	0	0	0	0	0	0	0	0	0	0	0	0	0		
17.	Credit	0	0	0	0	0	0	0	0	0	0	0	0	0	0	0	0		
18.	Other	0	0	0	0	0	0	0	0	0	0	0	0	0	0	0	0 (a)		
19.	Total Group Life	0	0	0	0	0	0	0	0	0	0	0	0	0	0	0	0		
Individual Annuities																			
20.	Fixed	5,869	2	5,869	0	0	0	0	2	5,869	77	0	0	0	(858)	3	155,556		
21.	Indexed	0	0	0	0	0	0	0	0	0	0	0	0	0	0	0	0		
22.	Variable with guarantees	0	0	0	0	0	0	0	0	0	0	0	0	0	0	0	0		
23.	Variable without guarantees	0	0	0	0	0	0	0	0	0	0	0	0	0	0	0	0		
24.	Life contingent payout	0	0	0	0	0	0	0	0	0	0	0	0	0	0	0	0		
25.	Other	0	0	0	0	0	0	0	0	0	0	0	0	0	0	0	0		
26.	Total Individual Annuities	5,869	2	5,869	0	0	0	0	2	5,869	77	0	0	0	(858)	3	155,556		
Group Annuities																			
27.	Fixed	0	0	0	0	0	0	0	0	0	0	0	0	0	0	0	0		
28.	Indexed	0	0	0	0	0	0	0	0	0	0	0	0	0	0	0	0		
29.	Variable with guarantees	0	0	0	0	0	0	0	0	0	0	0	0	0	0	0	0		
30.	Variable without guarantees	0	0	0	0	0	0	0	0	0	0	0	0	0	0	0	0		
31.	Life contingent payout	0	0	0	0	0	0	0	0	0	0	0	0	0	0	0	0		
32.	Other	0	0	0	0	0	0	0	0	0	0	0	0	0	0	0	0		
33.	Total Group Annuities	0	0	0	0	0	0	0	0	0	0	0	0	0	0	0	0		
Accident and Health																			
34.	Comprehensive individual	(d)	XXX	XXX	XXX	XXX	XXX	XXX	XXX	XXX	XXX	0	0	0	0	0	0		
35.	Comprehensive group	(d)	XXX	XXX	XXX	XXX	XXX	XXX	XXX	XXX	XXX	0	0	0	0	0	0		
36.	Medicare Supplement	(d)	XXX	XXX	XXX	XXX	XXX	XXX	XXX	XXX	XXX	0	0	0	0	0	0		
37.	Vision only	(d)	XXX	XXX	XXX	XXX	XXX	XXX	XXX	XXX	XXX	0	0	0	0	0	0		
38.	Dental only	(d)	XXX	XXX	XXX	XXX	XXX	XXX	XXX	XXX	XXX	0	0	0	0	0	0		
39.	Federal Employees Health Benefits Plan	(d)	XXX	XXX	XXX	XXX	XXX	XXX	XXX	XXX	XXX	0	0	0	0	0	0		
40.	Title XVIII Medicare	(d)	XXX	XXX	XXX	XXX	XXX	XXX	XXX	XXX	XXX	0	0	0	0	0	0		
41.	Title XIX Medicaid	(d)	XXX	XXX	XXX	XXX	XXX	XXX	XXX	XXX	XXX	0	0	0	0	0	0		
42.	Credit A&H		XXX	XXX	XXX	XXX	XXX	XXX	XXX	XXX	XXX	0	0	0	0	0	0		
43.	Disability income	(d)	XXX	XXX	XXX	XXX	XXX	XXX	XXX	XXX	XXX	0	0	(1)	(1,186)	5	2,874		
44.	Long-term care	(d)	XXX	XXX	XXX	XXX	XXX	XXX	XXX	XXX	XXX	0	0	0	0	0	0		
45.	Other health	(d)	XXX	XXX	XXX	XXX	XXX	XXX	XXX	XXX	XXX	14	2,616	(2)	(1,686)	48	7,014		
46.	Total Accident and Health		XXX	XXX	XXX	XXX	XXX	XXX	XXX	XXX	XXX	14	2,616	(3)	(2,872)	53	9,888		
47.	TOTAL		15,253	4	14,308	0	0	0	4	14,308	2,884	14	2,616	(6)	(41,451)	86	1,108,967		

(a) Includes Group Credit Life Insurance Loans less than or equal to 60 months at issue, prior year \$ 0 , current year \$ 0 Loans greater than 60 months at issue BUT NOT GREATER THAN 120 MONTHS prior year \$ 0 , current year \$ 0

(b) Corporate Owned Life Insurance/BOLI: 1) Number of policies: 0 2) covering number of lives: 0 3) face amount \$ 0

(c) Deposit-Type Contract Considerations NOT included in Total Premiums and Annuities Considerations: Individual: \$ 0 Group: \$ 0 Total: \$ 0

(d) For health business on indicated lines report: Number of persons insured under PPO managed care products 0 and number of persons insured under indemnity only products 0

(e) For health premiums written: amount of Medicare Title XVIII exempt from state taxes or fees \$ 0

(f) Certain Separate Account products are included in "Other" product categories in the table(s) above:

1. Individual Life - Other includes the following amounts related to Separate Account policies: Column 1) \$ 0 Column 7) \$ 0 Column 12) \$ 0

2. Group Life - Other includes the following amounts related to Separate Account policies: Column 1) \$ 0 Column 7) \$ 0 Column 12) \$ 0

3. Individual Annuities - Other includes the following amounts related to Separate Account policies: Column 1) \$ 0 Column 7) \$ 0 Column 12) \$ 0

4. Group Annuities - Other includes the following amounts related to Separate Account policies: Column 1) \$ 0 Column 7) \$ 0 Column 12) \$ 0



ANNUAL STATEMENT FOR THE YEAR 2023 OF THE United Transportation Union Insurance Association
LIFE INSURANCE (STATE PAGE)^(b)

NAIC Group Code 0000 BUSINESS IN THE STATE OF Michigan DURING THE YEAR 2023 NAIC Company Code 56413

Line of Business	1 Premiums and Annuities Considerations	2 Other Considerations	Dividends to Policyholders/Refunds to Members				7 Total (Col. 3+4+5+6)	Claims and Benefits Paid				
			3 Paid in Cash or Left on Deposit	4 Applied to Pay Renewal Premiums	5 Applied to Provide Paid-Up Additions or Shorten the Endowment or Premium-Paying Period	6 Other		8 Death and Annuity Benefits	9 Matured Endowments	10 Surrender Values and Withdrawals for Life Contracts	11 All Other Benefits	12 Total (Sum Columns 8 through 11)
Individual Life												
1. Industrial	0	0	0	0	0	0	0	0	0	0	0	0
2. Whole37,626		0	85	0	0	0	85	74,265	0	0	1,035	75,300
3. Term	15,457	0	0	0	0	0	0	0	0	0	0	0
4. Indexed	0	0	0	0	0	0	0	0	0	0	0	0
5. Universal6,539		0	0	0	0	0	0	0	0	0	185	185
6. Universal with secondary guarantees	0	0	0	0	0	0	0	0	0	0	0	0
7. Variable	0	0	0	0	0	0	0	0	0	0	0	0
8. Variable universal	0	0	0	0	0	0	0	0	0	0	0	0
9. Credit	0	0	0	0	0	0	0	0	0	0	0	0
10. Other(f)	0	0	0	0	0	0	0	0	0	0	0	0
11. Total Individual Life	59,622	0	85	0	0	0	85	74,265	0	0	1,220	75,485
Group Life												
12. Whole	0	0	0	0	0	0	0	0	0	0	0	0
13. Term	0	0	0	0	0	0	0	0	0	0	0	0
14. Universal	0	0	0	0	0	0	0	0	0	0	0	0
15. Variable	0	0	0	0	0	0	0	0	0	0	0	0
16. Variable universal	0	0	0	0	0	0	0	0	0	0	0	0
17. Credit	0	0	0	0	0	0	0	0	0	0	0	0
18. Other(f)	0	0	0	0	0	0	0	0	0	0	0	0
19. Total Group Life	0	0	0	0	0	0	0	0	0	0	0	0
Individual Annuities												
20. Fixed	0	0	0	0	0	0	0	482,728	0	0	0	482,728
21. Indexed	0	0	0	0	0	0	0	0	0	0	0	0
22. Variable with guarantees	0	0	0	0	0	0	0	0	0	0	0	0
23. Variable without guarantees	0	0	0	0	0	0	0	0	0	0	0	0
24. Life contingent payout	0	0	0	0	0	0	0	0	0	0	0	0
25. Other(f)	0	0	0	0	0	0	0	0	0	0	0	0
26. Total Individual Annuities	0	0	0	0	0	0	0	482,728	0	0	0	482,728
Group Annuities												
27. Fixed	0	0	0	0	0	0	0	0	0	0	0	0
28. Indexed	0	0	0	0	0	0	0	0	0	0	0	0
29. Variable with guarantees	0	0	0	0	0	0	0	0	0	0	0	0
30. Variable without guarantees	0	0	0	0	0	0	0	0	0	0	0	0
31. Life contingent payout	0	0	0	0	0	0	0	0	0	0	0	0
32. Other(f)	0	0	0	0	0	0	0	0	0	0	0	0
33. Total Group Annuities	0	0	0	0	0	0	0	0	0	0	0	0
Accident and Health												
34. Comprehensive individual(d)	0	0	0	0	0	0	0	XXX	XXX	XXX	0	0
35. Comprehensive group(d)	0	0	0	0	0	0	0	XXX	XXX	XXX	0	0
36. Medicare Supplement(d)	0	0	0	0	0	0	0	XXX	XXX	XXX	0	0
37. Vision only(d)	0	0	0	0	0	0	0	XXX	XXX	XXX	0	0
38. Dental only(d)	0	0	0	0	0	0	0	XXX	XXX	XXX	0	0
39. Federal Employees Health Benefits Plan(d)	0	0	0	0	0	0	0	XXX	XXX	XXX	0	0
40. Title XVIII Medicare(d) 0 (e)	0	0	0	0	0	0	0	XXX	XXX	XXX	0	0
41. Title XIX Medicaid(d)	0	0	0	0	0	0	0	XXX	XXX	XXX	0	0
42. Credit A&H	0	0	0	0	0	0	0	XXX	XXX	XXX	0	0
43. Disability income(d)	11,054	0	0	0	0	0	0	XXX	XXX	XXX	0	0
44. Long-term care(d)	0	0	0	0	0	0	0	XXX	XXX	XXX	0	0
45. Other health(d)	7,109	0	0	0	0	0	0	XXX	XXX	XXX	1,794	1,794
46. Total Accident and Health	18,163	0	0	0	0	0	0	XXX	XXX	XXX	1,794	1,794
47. Total	77,785 (c)	0	85	0	0	0	85	556,994	0	0	3,014	560,007

ANNUAL STATEMENT FOR THE YEAR 2023 OF THE United Transportation Union Insurance Association

LIFE INSURANCE (STATE PAGE) (Continued)^(b)

NAIC Group Code		0000		BUSINESS IN THE STATE OF		Michigan		DURING THE YEAR		2023		NAIC Company Code		56413					
Line of Business		Direct Death Benefits, Matured Endowments Incurred and Annuity Benefits										22		Policy Exhibit					
		13		Claims Settled During Current Year										Issued During Year		Other Changes to In Force (Net)		In Force December 31, Current Year (b)	
				Totals Paid		Reduction by Compromise		Amount Rejected		Total Settled During Current Year		23	24	25	26	27	28		
		14	15	16	17	18	19	20	21	Unpaid December 31, Current Year	Number of Pols/ Certs	Amount	Number of Pols/ Certs	Amount	Number of Pols/ Certs	Amount			
		Incurred During Current Year	Number of Pols/ Certs	Amount	Number of Pols/ Certs	Amount	Number of Pols/ Certs	Amount	Number of Pols/ Certs	Amount									
Individual Life																			
1.	Industrial	0	0	0	0	0	0	0	0	0	0	0	0	0	0				
2.	Whole	81,420	7	74,265	0	0	0	0	7	74,265	8,269	6	113,500	(10)	(73,732)	158	1,843,228		
3.	Term	0	0	0	0	0	0	0	0	0	0	0	0	(2)	(1,145)	36	3,351,482		
4.	Indexed	0	0	0	0	0	0	0	0	0	0	0	0	0	0	0	0		
5.	Universal	0	0	0	0	0	0	0	0	0	0	0	0	(2)	(45,278)	35	615,971		
6.	Universal with secondary guarantees	0	0	0	0	0	0	0	0	0	0	0	0	0	0	0	0		
7.	Variable	0	0	0	0	0	0	0	0	0	0	0	0	0	0	0	0		
8.	Variable universal	0	0	0	0	0	0	0	0	0	0	0	0	0	0	0	0		
9.	Credit	0	0	0	0	0	0	0	0	0	0	0	0	0	0	0	0		
10.	Other	0	0	0	0	0	0	0	0	0	0	0	0	0	0	0	0		
11.	Total Individual Life	81,420	7	74,265	0	0	0	0	7	74,265	8,269	6	113,500	(14)	(120,155)	229	5,810,681		
Group Life																			
12.	Whole	0	0	0	0	0	0	0	0	0	0	0	0	0	0	0	0		
13.	Term	0	0	0	0	0	0	0	0	0	0	0	0	0	0	0	0		
14.	Universal	0	0	0	0	0	0	0	0	0	0	0	0	0	0	0	0		
15.	Variable	0	0	0	0	0	0	0	0	0	0	0	0	0	0	0	0		
16.	Variable universal	0	0	0	0	0	0	0	0	0	0	0	0	0	0	0	0		
17.	Credit	0	0	0	0	0	0	0	0	0	0	0	0	0	0	0	0		
18.	Other	0	0	0	0	0	0	0	0	0	0	0	0	0	0	0	0 (a)		
19.	Total Group Life	0	0	0	0	0	0	0	0	0	0	0	0	0	0	0	0		
Individual Annuities																			
20.	Fixed	465,036	63	465,036	0	0	0	0	63	465,036	0	0	0	(9)	(355,879)	63	3,190,783		
21.	Indexed	0	0	0	0	0	0	0	0	0	0	0	0	0	0	0	0		
22.	Variable with guarantees	0	0	0	0	0	0	0	0	0	0	0	0	0	0	0	0		
23.	Variable without guarantees	0	0	0	0	0	0	0	0	0	0	0	0	0	0	0	0		
24.	Life contingent payout	0	0	0	0	0	0	0	0	0	0	0	0	0	0	0	0		
25.	Other	0	0	0	0	0	0	0	0	0	0	0	0	0	0	0	0		
26.	Total Individual Annuities	465,036	63	465,036	0	0	0	0	63	465,036	0	0	0	(9)	(355,879)	63	3,190,783		
Group Annuities																			
27.	Fixed	0	0	0	0	0	0	0	0	0	0	0	0	0	0	0	0		
28.	Indexed	0	0	0	0	0	0	0	0	0	0	0	0	0	0	0	0		
29.	Variable with guarantees	0	0	0	0	0	0	0	0	0	0	0	0	0	0	0	0		
30.	Variable without guarantees	0	0	0	0	0	0	0	0	0	0	0	0	0	0	0	0		
31.	Life contingent payout	0	0	0	0	0	0	0	0	0	0	0	0	0	0	0	0		
32.	Other	0	0	0	0	0	0	0	0	0	0	0	0	0	0	0	0		
33.	Total Group Annuities	0	0	0	0	0	0	0	0	0	0	0	0	0	0	0	0		
Accident and Health																			
34.	Comprehensive individual	(d) XXX	XXX	XXX	XXX	XXX	XXX	XXX	XXX	XXX	XXX	0	0	0	0	0	0		
35.	Comprehensive group	(d) XXX	XXX	XXX	XXX	XXX	XXX	XXX	XXX	XXX	XXX	0	0	0	0	0	0		
36.	Medicare Supplement	(d) XXX	XXX	XXX	XXX	XXX	XXX	XXX	XXX	XXX	XXX	0	0	0	0	0	0		
37.	Vision only	(d) XXX	XXX	XXX	XXX	XXX	XXX	XXX	XXX	XXX	XXX	0	0	0	0	0	0		
38.	Dental only	(d) XXX	XXX	XXX	XXX	XXX	XXX	XXX	XXX	XXX	XXX	0	0	0	0	0	0		
39.	Federal Employees Health Benefits Plan	(d) XXX	XXX	XXX	XXX	XXX	XXX	XXX	XXX	XXX	XXX	0	0	0	0	0	0		
40.	Title XVIII Medicare	(d) XXX	XXX	XXX	XXX	XXX	XXX	XXX	XXX	XXX	XXX	0	0	0	0	0	0		
41.	Title XIX Medicaid	(d) XXX	XXX	XXX	XXX	XXX	XXX	XXX	XXX	XXX	XXX	0	0	0	0	0	0		
42.	Credit A&H	XXX	XXX	XXX	XXX	XXX	XXX	XXX	XXX	XXX	XXX	0	0	0	0	0	0		
43.	Disability income	(d) XXX	XXX	XXX	XXX	XXX	XXX	XXX	XXX	XXX	XXX	0	0	0	0	4	223		
44.	Long-term care	(d) XXX	XXX	XXX	XXX	XXX	XXX	XXX	XXX	XXX	XXX	0	0	0	0	0	0		
45.	Other health	(d) XXX	XXX	XXX	XXX	XXX	XXX	XXX	XXX	XXX	XXX	28	4,152	(26)	(8,639)	237	14,728		
46.	Total Accident and Health	XXX	XXX	XXX	XXX	XXX	XXX	XXX	XXX	XXX	XXX	28	4,152	(26)	(8,639)	241	14,951		
47.	TOTAL	546,456	70	539,301	0	0	0	0	70	539,301	8,269	34	117,652	(49)	(484,673)	533	9,016,411		

(a) Includes Group Credit Life Insurance Loans less than or equal to 60 months at issue, prior year \$ 0 , current year \$ 0 Loans greater than 60 months at issue BUT NOT GREATER THAN 120 MONTHS prior year \$ 0 , current year \$ 0

(b) Corporate Owned Life Insurance/BOLI: 1) Number of policies: 0 2) covering number of lives: 0 3) face amount \$ 0

(c) Deposit-Type Contract Considerations NOT included in Total Premiums and Annuities Considerations: Individual: \$ 0 Group: \$ 0 Total: \$ 0

(d) For health business on indicated lines report: Number of persons insured under PPO managed care products 0 and number of persons insured under indemnity only products 0

(e) For health premiums written: amount of Medicare Title XVIII exempt from state taxes or fees \$ 0

(f) Certain Separate Account products are included in "Other" product categories in the table(s) above:

1. Individual Life - Other includes the following amounts related to Separate Account policies: Column 1) \$ 0 Column 7) \$ 0 Column 12) \$ 0

2. Group Life - Other includes the following amounts related to Separate Account policies: Column 1) \$ 0 Column 7) \$ 0 Column 12) \$ 0

3. Individual Annuities - Other includes the following amounts related to Separate Account policies: Column 1) \$ 0 Column 7) \$ 0 Column 12) \$ 0

4. Group Annuities - Other includes the following amounts related to Separate Account policies: Column 1) \$ 0 Column 7) \$ 0 Column 12) \$ 0



ANNUAL STATEMENT FOR THE YEAR 2023 OF THE United Transportation Union Insurance Association
LIFE INSURANCE (STATE PAGE)^(b)

NAIC Group Code 0000 BUSINESS IN THE STATE OF Minnesota DURING THE YEAR 2023 NAIC Company Code 56413

Line of Business	1 Premiums and Annuities Considerations	2 Other Considerations	Dividends to Policyholders/Refunds to Members				7 Total (Col. 3+4+5+6)	8 Death and Annuity Benefits	Claims and Benefits Paid			
			3 Paid in Cash or Left on Deposit	4 Applied to Pay Renewal Premiums	5 Applied to Provide Paid-Up Additions or Shorten the Endowment or Premium-Paying Period	6 Other			9 Matured Endowments	10 Surrender Values and Withdrawals for Life Contracts	11 All Other Benefits	12 Total (Sum Columns 8 through 11)
Individual Life												
1. Industrial	0	0	0	0	0	0	0	0	0	0	0	0
2. Whole	35,171	0	40	0	0	0	40	34,185	0	0	1,345	35,530
3. Term	33,430	0	0	0	0	0	0	225,172	0	0	0	225,172
4. Indexed	0	0	0	0	0	0	0	0	0	0	0	0
5. Universal	7,657	0	0	0	0	0	0	36,200	0	0	207	36,407
6. Universal with secondary guarantees	0	0	0	0	0	0	0	0	0	0	0	0
7. Variable	0	0	0	0	0	0	0	0	0	0	0	0
8. Variable universal	0	0	0	0	0	0	0	0	0	0	0	0
9. Credit	0	0	0	0	0	0	0	0	0	0	0	0
10. Other	(f) 0	0	0	0	0	0	0	0	0	0	0	0
11. Total Individual Life	76,258	0	40	0	0	0	40	295,557	0	0	1,552	297,109
Group Life												
12. Whole	0	0	0	0	0	0	0	0	0	0	0	0
13. Term	0	0	0	0	0	0	0	0	0	0	0	0
14. Universal	0	0	0	0	0	0	0	0	0	0	0	0
15. Variable	0	0	0	0	0	0	0	0	0	0	0	0
16. Variable universal	0	0	0	0	0	0	0	0	0	0	0	0
17. Credit	0	0	0	0	0	0	0	0	0	0	0	0
18. Other	(f) 0	0	0	0	0	0	0	0	0	0	0	0
19. Total Group Life	0	0	0	0	0	0	0	0	0	0	0	0
Individual Annuities												
20. Fixed	9,960	0	0	0	0	0	0	340,260	0	0	0	340,260
21. Indexed	0	0	0	0	0	0	0	0	0	0	0	0
22. Variable with guarantees	0	0	0	0	0	0	0	0	0	0	0	0
23. Variable without guarantees	0	0	0	0	0	0	0	0	0	0	0	0
24. Life contingent payout	0	0	0	0	0	0	0	0	0	4,520	0	4,520
25. Other	(f) 0	0	0	0	0	0	0	0	0	0	7,438	7,438
26. Total Individual Annuities	9,960	0	0	0	0	0	0	340,260	0	4,520	7,438	352,218
Group Annuities												
27. Fixed	0	0	0	0	0	0	0	0	0	0	0	0
28. Indexed	0	0	0	0	0	0	0	0	0	0	0	0
29. Variable with guarantees	0	0	0	0	0	0	0	0	0	0	0	0
30. Variable without guarantees	0	0	0	0	0	0	0	0	0	0	0	0
31. Life contingent payout	0	0	0	0	0	0	0	0	0	0	0	0
32. Other	(f) 0	0	0	0	0	0	0	0	0	0	0	0
33. Total Group Annuities	0	0	0	0	0	0	0	0	0	0	0	0
Accident and Health												
34. Comprehensive individual	(d) 0	0	0	0	0	0	0	XXX	XXX	XXX	0	0
35. Comprehensive group	(d) 0	0	0	0	0	0	0	XXX	XXX	XXX	0	0
36. Medicare Supplement	(d) 0	0	0	0	0	0	0	XXX	XXX	XXX	0	0
37. Vision only	(d) 0	0	0	0	0	0	0	XXX	XXX	XXX	0	0
38. Dental only	(d) 0	0	0	0	0	0	0	XXX	XXX	XXX	0	0
39. Federal Employees Health Benefits Plan	(d) 0	0	0	0	0	0	0	XXX	XXX	XXX	0	0
40. Title XVIII Medicare	(d) 0 (e) 0	0	0	0	0	0	0	XXX	XXX	XXX	0	0
41. Title XIX Medicaid	(d) 0	0	0	0	0	0	0	XXX	XXX	XXX	0	0
42. Credit A&H	0	0	0	0	0	0	0	XXX	XXX	XXX	0	0
43. Disability income	(d) 17,798	0	0	0	0	0	0	XXX	XXX	XXX	12,451	12,451
44. Long-term care	(d) 0	0	0	0	0	0	0	XXX	XXX	XXX	0	0
45. Other health	(d) 16,387	0	0	0	0	0	0	XXX	XXX	XXX	554	554
46. Total Accident and Health	34,184	0	0	0	0	0	0	XXX	XXX	XXX	13,005	13,005
47. Total	120,402 (c)	0	40	0	0	0	40	635,817	0	4,520	21,996	662,333

ANNUAL STATEMENT FOR THE YEAR 2023 OF THE United Transportation Union Insurance Association

LIFE INSURANCE (STATE PAGE) (Continued)^(b)

NAIC Group Code		0000		BUSINESS IN THE STATE OF		Minnesota		DURING THE YEAR		2023		NAIC Company Code		56413					
Line of Business		Direct Death Benefits, Matured Endowments Incurred and Annuity Benefits										22		Policy Exhibit					
		13		Claims Settled During Current Year										Issued During Year		Other Changes to In Force (Net)		In Force December 31, Current Year (b)	
				Totals Paid		Reduction by Compromise		Amount Rejected		Total Settled During Current Year		23	24	25	26	27	28		
		14	15	16	17	18	19	20	21	Unpaid December 31, Current Year	Number of Pols/ Certs	Amount	Number of Pols/ Certs	Amount	Number of Pols/ Certs	Amount			
		Incurred During Current Year	Number of Pols/ Certs	Amount	Number of Pols/ Certs	Amount	Number of Pols/ Certs	Amount	Number of Pols/ Certs	Amount									
Individual Life																			
1.	Industrial	0	0	0	0	0	0	0	0	0	0	0	0	0	0	0			
2.	Whole	34,185	4	34,185	0	0	0	0	4	34,185	0	0	(11)	(148,575)	165	2,312,710			
3.	Term	225,172	2	225,172	0	0	0	0	2	225,172	0	1	(3)	(724,926)	60	5,688,784			
4.	Indexed	0	0	0	0	0	0	0	0	0	0	0	0	0	0	0			
5.	Universal	36,200	2	36,200	0	0	0	0	2	36,200	0	0	(4)	(69,355)	37	492,285			
6.	Universal with secondary guarantees	0	0	0	0	0	0	0	0	0	0	0	0	0	0	0			
7.	Variable	0	0	0	0	0	0	0	0	0	0	0	0	0	0	0			
8.	Variable universal	0	0	0	0	0	0	0	0	0	0	0	0	0	0	0			
9.	Credit	0	0	0	0	0	0	0	0	0	0	0	0	0	0	0			
10.	Other	0	0	0	0	0	0	0	0	0	0	0	0	0	0	0			
11.	Total Individual Life	295,557	8	295,557	0	0	0	0	8	295,557	0	1	(18)	(942,856)	262	8,493,779			
Group Life																			
12.	Whole	0	0	0	0	0	0	0	0	0	0	0	0	0	0	0			
13.	Term	0	0	0	0	0	0	0	0	0	0	0	0	0	0	0			
14.	Universal	0	0	0	0	0	0	0	0	0	0	0	0	0	0	0			
15.	Variable	0	0	0	0	0	0	0	0	0	0	0	0	0	0	0			
16.	Variable universal	0	0	0	0	0	0	0	0	0	0	0	0	0	0	0			
17.	Credit	0	0	0	0	0	0	0	0	0	0	0	0	0	0	0			
18.	Other	0	0	0	0	0	0	0	0	0	0	0	0	0	0	0			
19.	Total Group Life	0	0	0	0	0	0	0	0	0	0	0	0	0	0	0			
Individual Annuities																			
20.	Fixed	340,190	82	340,190	0	0	0	0	82	340,190	0	0	(6)	(208,401)	88	3,536,649			
21.	Indexed	0	0	0	0	0	0	0	0	0	0	0	0	0	0	0			
22.	Variable with guarantees	0	0	0	0	0	0	0	0	0	0	0	0	0	0	0			
23.	Variable without guarantees	0	0	0	0	0	0	0	0	0	0	0	0	0	0	0			
24.	Life contingent payout	4,520	12	4,520	0	0	0	0	12	4,520	0	0	0	0	1	62,902			
25.	Other	7,438	12	7,438	0	0	0	0	12	7,438	0	0	0	(4,173)	1	59,640			
26.	Total Individual Annuities	352,148	106	352,148	0	0	0	0	106	352,148	0	0	(6)	(212,574)	90	3,659,191			
Group Annuities																			
27.	Fixed	0	0	0	0	0	0	0	0	0	0	0	0	0	0	0			
28.	Indexed	0	0	0	0	0	0	0	0	0	0	0	0	0	0	0			
29.	Variable with guarantees	0	0	0	0	0	0	0	0	0	0	0	0	0	0	0			
30.	Variable without guarantees	0	0	0	0	0	0	0	0	0	0	0	0	0	0	0			
31.	Life contingent payout	0	0	0	0	0	0	0	0	0	0	0	0	0	0	0			
32.	Other	0	0	0	0	0	0	0	0	0	0	0	0	0	0	0			
33.	Total Group Annuities	0	0	0	0	0	0	0	0	0	0	0	0	0	0	0			
Accident and Health																			
34.	Comprehensive individual	(d) XXX	XXX	XXX	XXX	XXX	XXX	XXX	XXX	XXX	XXX	0	0	0	0	0			
35.	Comprehensive group	(d) XXX	XXX	XXX	XXX	XXX	XXX	XXX	XXX	XXX	XXX	0	0	0	0	0			
36.	Medicare Supplement	(d) XXX	XXX	XXX	XXX	XXX	XXX	XXX	XXX	XXX	XXX	0	0	0	0	0			
37.	Vision only	(d) XXX	XXX	XXX	XXX	XXX	XXX	XXX	XXX	XXX	XXX	0	0	0	0	0			
38.	Dental only	(d) XXX	XXX	XXX	XXX	XXX	XXX	XXX	XXX	XXX	XXX	0	0	0	0	0			
39.	Federal Employees Health Benefits Plan	(d) XXX	XXX	XXX	XXX	XXX	XXX	XXX	XXX	XXX	XXX	0	0	0	0	0			
40.	Title XVIII Medicare	(d) XXX	XXX	XXX	XXX	XXX	XXX	XXX	XXX	XXX	XXX	0	0	0	0	0			
41.	Title XIX Medicaid	(d) XXX	XXX	XXX	XXX	XXX	XXX	XXX	XXX	XXX	XXX	0	0	0	0	0			
42.	Credit A&H	XXX	XXX	XXX	XXX	XXX	XXX	XXX	XXX	XXX	XXX	0	0	0	0	0			
43.	Disability income	(d) XXX	XXX	XXX	XXX	XXX	XXX	XXX	XXX	XXX	XXX	0	0	(1)	(2,084)	6			
44.	Long-term care	(d) XXX	XXX	XXX	XXX	XXX	XXX	XXX	XXX	XXX	XXX	0	0	0	0	0			
45.	Other health	(d) XXX	XXX	XXX	XXX	XXX	XXX	XXX	XXX	XXX	XXX	23	4,962	(32)	(17,393)	269			
46.	Total Accident and Health	XXX	XXX	XXX	XXX	XXX	XXX	XXX	XXX	XXX	XXX	23	4,962	(33)	(19,477)	275			
47.	TOTAL	647,705	114	647,705	0	0	0	0	114	647,705	0	24	104,962	(57)	(1,174,907)	627			

(a) Includes Group Credit Life Insurance Loans less than or equal to 60 months at issue, prior year \$ 0 , current year \$ 0 Loans greater than 60 months at issue BUT NOT GREATER THAN 120 MONTHS prior year \$ 0 , current year \$ 0

(b) Corporate Owned Life Insurance/BOLI: 1) Number of policies: 0 2) covering number of lives: 0 3) face amount \$ 0

(c) Deposit-Type Contract Considerations NOT included in Total Premiums and Annuities Considerations: Individual: \$ 0 Group: \$ 0 Total: \$ 0

(d) For health business on indicated lines report: Number of persons insured under PPO managed care products 0 and number of persons insured under indemnity only products 0

(e) For health premiums written: amount of Medicare Title XVIII exempt from state taxes or fees \$ 0

(f) Certain Separate Account products are included in "Other" product categories in the table(s) above:

1. Individual Life - Other includes the following amounts related to Separate Account policies:

Column 1) \$ 0 Column 7) \$ 0 Column 12) \$ 0

2. Group Life - Other includes the following amounts related to Separate Account policies:

Column 1) \$ 0 Column 7) \$ 0 Column 12) \$ 0

3. Individual Annuities - Other includes the following amounts related to Separate Account policies:

Column 1) \$ 0 Column 7) \$ 0 Column 12) \$ 0

4. Group Annuities - Other includes the following amounts related to Separate Account policies:

Column 1) \$ 0 Column 7) \$ 0 Column 12) \$ 0



ANNUAL STATEMENT FOR THE YEAR 2023 OF THE United Transportation Union Insurance Association
LIFE INSURANCE (STATE PAGE)^(b)

NAIC Group Code 0000 BUSINESS IN THE STATE OF Mississippi DURING THE YEAR 2023 NAIC Company Code 56413

Line of Business	1 Premiums and Annuities Considerations	2 Other Considerations	Dividends to Policyholders/Refunds to Members					Claims and Benefits Paid				
			3 Paid in Cash or Left on Deposit	4 Applied to Pay Renewal Premiums	5 Applied to Provide Paid-Up Additions or Shorten the Endowment or Premium-Paying Period	6 Other	7 Total (Col. 3+4+5+6)	8 Death and Annuity Benefits	9 Matured Endowments	10 Surrender Values and Withdrawals for Life Contracts	11 All Other Benefits	12 Total (Sum Columns 8 through 11)
Individual Life												
1. Industrial	0	0	0	0	0	0	0	0	0	0	0	0
2. Whole	21,814	0	0	0	0	0	0	24,715	0	0	0	24,715
3. Term	22,332	0	0	0	0	0	0	0	0	0	1,071	1,071
4. Indexed	0	0	0	0	0	0	0	0	0	0	0	0
5. Universal	1,498	0	0	0	0	0	0	0	0	0	0	0
6. Universal with secondary guarantees	0	0	0	0	0	0	0	0	0	0	0	0
7. Variable	0	0	0	0	0	0	0	0	0	0	0	0
8. Variable universal	0	0	0	0	0	0	0	0	0	0	0	0
9. Credit	0	0	0	0	0	0	0	0	0	0	0	0
10. Other	(f) 0	0	0	0	0	0	0	0	0	0	0	0
11. Total Individual Life	45,644	0	0	0	0	0	0	24,715	0	0	1,104	25,819
Group Life												
12. Whole	0	0	0	0	0	0	0	0	0	0	0	0
13. Term	0	0	0	0	0	0	0	0	0	0	0	0
14. Universal	0	0	0	0	0	0	0	0	0	0	0	0
15. Variable	0	0	0	0	0	0	0	0	0	0	0	0
16. Variable universal	0	0	0	0	0	0	0	0	0	0	0	0
17. Credit	0	0	0	0	0	0	0	0	0	0	0	0
18. Other	(f) 0	0	0	0	0	0	0	0	0	0	0	0
19. Total Group Life	0	0	0	0	0	0	0	0	0	0	0	0
Individual Annuities												
20. Fixed	0	0	0	0	0	0	0	8,730	0	0	0	8,730
21. Indexed	0	0	0	0	0	0	0	0	0	0	0	0
22. Variable with guarantees	0	0	0	0	0	0	0	0	0	0	0	0
23. Variable without guarantees	0	0	0	0	0	0	0	0	0	0	0	0
24. Life contingent payout	0	0	0	0	0	0	0	0	0	0	0	0
25. Other	(f) 0	0	0	0	0	0	0	0	0	0	0	0
26. Total Individual Annuities	0	0	0	0	0	0	0	8,730	0	0	0	8,730
Group Annuities												
27. Fixed	0	0	0	0	0	0	0	0	0	0	0	0
28. Indexed	0	0	0	0	0	0	0	0	0	0	0	0
29. Variable with guarantees	0	0	0	0	0	0	0	0	0	0	0	0
30. Variable without guarantees	0	0	0	0	0	0	0	0	0	0	0	0
31. Life contingent payout	0	0	0	0	0	0	0	0	0	0	0	0
32. Other	(f) 0	0	0	0	0	0	0	0	0	0	0	0
33. Total Group Annuities	0	0	0	0	0	0	0	0	0	0	0	0
Accident and Health												
34. Comprehensive individual	(d) 0	0	0	0	0	0	0	XXX	XXX	XXX	0	0
35. Comprehensive group	(d) 0	0	0	0	0	0	0	XXX	XXX	XXX	0	0
36. Medicare Supplement	(d) 0	0	0	0	0	0	0	XXX	XXX	XXX	0	0
37. Vision only	(d) 0	0	0	0	0	0	0	XXX	XXX	XXX	0	0
38. Dental only	(d) 0	0	0	0	0	0	0	XXX	XXX	XXX	0	0
39. Federal Employees Health Benefits Plan	(d) 0	0	0	0	0	0	0	XXX	XXX	XXX	0	0
40. Title XVIII Medicare	(d) 0 (e)	0	0	0	0	0	0	XXX	XXX	XXX	0	0
41. Title XIX Medicaid	(d) 0	0	0	0	0	0	0	XXX	XXX	XXX	0	0
42. Credit A&H	0	0	0	0	0	0	0	XXX	XXX	XXX	0	0
43. Disability income	(d) 8,905	0	0	0	0	0	0	XXX	XXX	XXX	15,300	15,300
44. Long-term care	(d) 0	0	0	0	0	0	0	XXX	XXX	XXX	0	0
45. Other health	(d) 6,432	0	0	0	0	0	0	XXX	XXX	XXX	633	633
46. Total Accident and Health	15,337	0	0	0	0	0	0	XXX	XXX	XXX	15,933	15,933
47. Total	60,982 (c)	0	0	0	0	0	0	33,445	0	0	17,037	50,482

ANNUAL STATEMENT FOR THE YEAR 2023 OF THE United Transportation Union Insurance Association

LIFE INSURANCE (STATE PAGE) (Continued)^(b)

NAIC Group Code		0000		BUSINESS IN THE STATE OF		Mississippi		DURING THE YEAR						2023		NAIC Company Code		56413	
Line of Business		13 Incurred During Current Year	Direct Death Benefits, Matured Endowments Incurred and Annuity Benefits								22 Unpaid December 31, Current Year	Issued During Year		Other Changes to In Force (Net)		In Force December 31, Current Year (b)			
			Totals Paid		Reduction by Compromise		Amount Rejected		Total Settled During Current Year			23 Number of Pols/ Certs	24 Amount	25 Number of Pols/ Certs	26 Amount	27 Number of Pols/ Certs	28 Amount		
			14 Number of Pols/ Certs	15 Amount	16 Number of Pols/ Certs	17 Amount	18 Number of Pols/ Certs	19 Amount	20 Number of Pols/ Certs	21 Amount									
Individual Life		0	0	0	0	0	0	0	0	0	0	0	0	0	0	0	0		
1. Industrial		24,715	3	24,715	0	0	0	0	3	24,715	0	3	48,000	(6)	(32,519)	54	.941,694		
3. Term		0	0	0	0	0	0	0	0	0	0	0	0	(2)	(100,000)	21	2,019,000		
4. Indexed		0	0	0	0	0	0	0	0	0	0	0	0	0	0	0	0		
5. Universal		0	0	0	0	0	0	0	0	0	0	0	0	0	0	7	90,655		
6. Universal with secondary guarantees		0	0	0	0	0	0	0	0	0	0	0	0	0	0	0	0		
7. Variable		0	0	0	0	0	0	0	0	0	0	0	0	0	0	0	0		
8. Variable universal		0	0	0	0	0	0	0	0	0	0	0	0	0	0	0	0		
9. Credit		0	0	0	0	0	0	0	0	0	0	0	0	0	0	0	0		
10. Other		(f) 0	0	0	0	0	0	0	0	0	0	0	0	0	0	0	0		
11. Total Individual Life		24,715	3	24,715	0	0	0	0	3	24,715	0	3	48,000	(8)	(132,519)	82	3,051,349		
Group Life		0	0	0	0	0	0	0	0	0	0	0	0	0	0	0	0		
12. Whole		0	0	0	0	0	0	0	0	0	0	0	0	0	0	0	0		
13. Term		0	0	0	0	0	0	0	0	0	0	0	0	0	0	0	0		
14. Universal		0	0	0	0	0	0	0	0	0	0	0	0	0	0	0	0		
15. Variable		0	0	0	0	0	0	0	0	0	0	0	0	0	0	0	0		
16. Variable universal		0	0	0	0	0	0	0	0	0	0	0	0	0	0	0	0		
17. Credit		0	0	0	0	0	0	0	0	0	0	0	0	0	0	0	0		
18. Other		(f) 0	0	0	0	0	0	0	0	0	0	0	0	0	0	0	0 (a)		
19. Total Group Life		0	0	0	0	0	0	0	0	0	0	0	0	0	0	0	0		
Individual Annuities		8,730	7	8,730	0	0	0	0	7	8,730	0	0	0	0	6,954	29	.491,584		
20. Fixed		0	0	0	0	0	0	0	0	0	0	0	0	0	0	0	0		
21. Indexed		0	0	0	0	0	0	0	0	0	0	0	0	0	0	0	0		
22. Variable with guarantees		0	0	0	0	0	0	0	0	0	0	0	0	0	0	0	0		
23. Variable without guarantees		0	0	0	0	0	0	0	0	0	0	0	0	0	0	0	0		
24. Life contingent payout		0	0	0	0	0	0	0	0	0	0	0	0	0	0	0	0		
25. Other		(f) 0	0	0	0	0	0	0	0	0	0	0	0	0	0	0	0		
26. Total Individual Annuities		8,730	7	8,730	0	0	0	0	7	8,730	0	0	0	0	6,954	29	.491,584		
Group Annuities		0	0	0	0	0	0	0	0	0	0	0	0	0	0	0	0		
27. Fixed		0	0	0	0	0	0	0	0	0	0	0	0	0	0	0	0		
28. Indexed		0	0	0	0	0	0	0	0	0	0	0	0	0	0	0	0		
29. Variable with guarantees		0	0	0	0	0	0	0	0	0	0	0	0	0	0	0	0		
30. Variable without guarantees		0	0	0	0	0	0	0	0	0	0	0	0	0	0	0	0		
31. Life contingent payout		0	0	0	0	0	0	0	0	0	0	0	0	0	0	0	0		
32. Other		(f) 0	0	0	0	0	0	0	0	0	0	0	0	0	0	0	0		
33. Total Group Annuities		0	0	0	0	0	0	0	0	0	0	0	0	0	0	0	0		
Accident and Health																			
34. Comprehensive individual		(d) XXX	XXX	XXX	XXX	XXX	XXX	XXX	XXX	XXX	XXX	0	0	0	0	0	0		
35. Comprehensive group		(d) XXX	XXX	XXX	XXX	XXX	XXX	XXX	XXX	XXX	XXX	0	0	0	0	0	0		
36. Medicare Supplement		(d) XXX	XXX	XXX	XXX	XXX	XXX	XXX	XXX	XXX	XXX	0	0	0	0	0	0		
37. Vision only		(d) XXX	XXX	XXX	XXX	XXX	XXX	XXX	XXX	XXX	XXX	0	0	0	0	0	0		
38. Dental only		(d) XXX	XXX	XXX	XXX	XXX	XXX	XXX	XXX	XXX	XXX	0	0	0	0	0	0		
39. Federal Employees Health Benefits Plan		(d) XXX	XXX	XXX	XXX	XXX	XXX	XXX	XXX	XXX	XXX	0	0	0	0	0	0		
40. Title XVIII Medicare		(d) XXX	XXX	XXX	XXX	XXX	XXX	XXX	XXX	XXX	XXX	0	0	0	0	0	0		
41. Title XIX Medicaid		(d) XXX	XXX	XXX	XXX	XXX	XXX	XXX	XXX	XXX	XXX	0	0	0	0	0	0		
42. Credit A&H		XXX	XXX	XXX	XXX	XXX	XXX	XXX	XXX	XXX	XXX	0	0	0	0	0	0		
43. Disability income		(d) XXX	XXX	XXX	XXX	XXX	XXX	XXX	XXX	XXX	XXX	1	1,774	0	(794)	6	4,994		
44. Long-term care		(d) XXX	XXX	XXX	XXX	XXX	XXX	XXX	XXX	XXX	XXX	0	0	0	0	0	0		
45. Other health		(d) XXX	XXX	XXX	XXX	XXX	XXX	XXX	XXX	XXX	XXX	19	3,156	(15)	(4,358)	156	10,230		
46. Total Accident and Health		XXX	XXX	XXX	XXX	XXX	XXX	XXX	XXX	XXX	XXX	20	4,930	(15)	(5,152)	162	15,224		
47. TOTAL		33,445	10	33,445	0	0	0	0	10	33,445	0	23	52,930	(23)	(130,717)	273	3,558,157		

(a) Includes Group Credit Life Insurance Loans less than or equal to 60 months at issue, prior year \$ 0 , current year \$ 0 Loans greater than 60 months at issue BUT NOT GREATER THAN 120 MONTHS prior year \$ 0 , current year \$ 0

(b) Corporate Owned Life Insurance/BOLI: 1) Number of policies: 0 2) covering number of lives: 0 3) face amount \$ 0

(c) Deposit-Type Contract Considerations NOT included in Total Premiums and Annuities Considerations: Individual: \$ 0 Group: \$ 0 Total: \$ 0

(d) For health business on indicated lines report: Number of persons insured under PPO managed care products 0 and number of persons insured under indemnity only products 0

(e) For health premiums written: amount of Medicare Title XVIII exempt from state taxes or fees \$ 0

(f) Certain Separate Account products are included in "Other" product categories in the table(s) above:

1. Individual Life - Other includes the following amounts related to Separate Account policies: Column 1) \$ 0 Column 7) \$ 0 Column 12) \$ 0

2. Group Life - Other includes the following amounts related to Separate Account policies: Column 1) \$ 0 Column 7) \$ 0 Column 12) \$ 0

3. Individual Annuities - Other includes the following amounts related to Separate Account policies: Column 1) \$ 0 Column 7) \$ 0 Column 12) \$ 0

4. Group Annuities - Other includes the following amounts related to Separate Account policies: Column 1) \$ 0 Column 7) \$ 0 Column 12) \$ 0



ANNUAL STATEMENT FOR THE YEAR 2023 OF THE United Transportation Union Insurance Association
LIFE INSURANCE (STATE PAGE)^(b)

NAIC Group Code 0000 BUSINESS IN THE STATE OF Missouri DURING THE YEAR 2023 NAIC Company Code 56413

Line of Business	1 Premiums and Annuities Considerations	2 Other Considerations	Dividends to Policyholders/Refunds to Members				7 Total (Col. 3+4+5+6)	8 Death and Annuity Benefits	Claims and Benefits Paid			
			3 Paid in Cash or Left on Deposit	4 Applied to Pay Renewal Premiums	5 Applied to Provide Paid-Up Additions or Shorten the Endowment or Premium-Paying Period	6 Other			9 Matured Endowments	10 Surrender Values and Withdrawals for Life Contracts	11 All Other Benefits	12 Total (Sum Columns 8 through 11)
Individual Life												
1. Industrial	0	0	0	0	0	0	0	0	0	0	0	0
2. Whole75,708		0	17	0	0	0	17	26,923	1,520	0	372	28,815
3. Term92,885		0	0	0	0	0	0	0	0	0	0	0
4. Indexed0		0	0	0	0	0	0	0	0	0	0	0
5. Universal25,416		0	0	0	0	0	0	22,013	0	0	963	22,975
6. Universal with secondary guarantees	0	0	0	0	0	0	0	0	0	0	0	0
7. Variable0		0	0	0	0	0	0	0	0	0	0	0
8. Variable universal	0	0	0	0	0	0	0	0	0	0	0	0
9. Credit0		0	0	0	0	0	0	0	0	0	0	0
10. Other(f) 0		0	0	0	0	0	0	0	0	0	0	0
11. Total Individual Life	194,008	0	17	0	0	0	17	48,936	1,520	0	1,335	51,790
Group Life												
12. Whole0		0	0	0	0	0	0	0	0	0	0	0
13. Term0		0	0	0	0	0	0	0	0	0	0	0
14. Universal0		0	0	0	0	0	0	0	0	0	0	0
15. Variable0		0	0	0	0	0	0	0	0	0	0	0
16. Variable universal	0	0	0	0	0	0	0	0	0	0	0	0
17. Credit0		0	0	0	0	0	0	0	0	0	0	0
18. Other(f) 0		0	0	0	0	0	0	0	0	0	0	0
19. Total Group Life	0	0	0	0	0	0	0	0	0	0	0	0
Individual Annuities												
20. Fixed52,168		0	0	0	0	0	0	166,089	0	0	0	166,089
21. Indexed0		0	0	0	0	0	0	0	0	0	0	0
22. Variable with guarantees	0	0	0	0	0	0	0	0	0	0	0	0
23. Variable without guarantees	0	0	0	0	0	0	0	0	0	0	0	0
24. Life contingent payout	0	0	0	0	0	0	0	153	0	13,729	0	13,882
25. Other(f) 0		0	0	0	0	0	0	0	0	0	3,306	3,306
26. Total Individual Annuities	52,168	0	0	0	0	0	0	166,242	0	13,729	3,306	183,277
Group Annuities												
27. Fixed0		0	0	0	0	0	0	0	0	0	0	0
28. Indexed0		0	0	0	0	0	0	0	0	0	0	0
29. Variable with guarantees	0	0	0	0	0	0	0	0	0	0	0	0
30. Variable without guarantees	0	0	0	0	0	0	0	0	0	0	0	0
31. Life contingent payout	0	0	0	0	0	0	0	0	0	0	0	0
32. Other(f) 0		0	0	0	0	0	0	0	0	0	0	0
33. Total Group Annuities	0	0	0	0	0	0	0	0	0	0	0	0
Accident and Health												
34. Comprehensive individual(d) 0		0	0	0	0	0	0	XXX	XXX	XXX	0	0
35. Comprehensive group(d) 0		0	0	0	0	0	0	XXX	XXX	XXX	0	0
36. Medicare Supplement(d) 0		0	0	0	0	0	0	XXX	XXX	XXX	0	0
37. Vision only(d) 0		0	0	0	0	0	0	XXX	XXX	XXX	0	0
38. Dental only(d) 0		0	0	0	0	0	0	XXX	XXX	XXX	0	0
39. Federal Employees Health Benefits Plan(d) 0		0	0	0	0	0	0	XXX	XXX	XXX	0	0
40. Title XVIII Medicare(d) 0 (e) 0		0	0	0	0	0	0	XXX	XXX	XXX	0	0
41. Title XIX Medicaid(d) 0		0	0	0	0	0	0	XXX	XXX	XXX	0	0
42. Credit A&H0		0	0	0	0	0	0	XXX	XXX	XXX	0	0
43. Disability income(d) 60,386		0	0	0	0	0	0	XXX	XXX	XXX	11,607	11,607
44. Long-term care(d) 0		0	0	0	0	0	0	XXX	XXX	XXX	0	0
45. Other health(d) 32,455		0	0	0	0	0	0	XXX	XXX	XXX	739	739
46. Total Accident and Health	92,840	0	0	0	0	0	0	XXX	XXX	XXX	12,346	12,346
47. Total	339,016 (c)	0	17	0	0	0	17	215,178	1,520	13,729	16,986	247,413

ANNUAL STATEMENT FOR THE YEAR 2023 OF THE United Transportation Union Insurance Association

LIFE INSURANCE (STATE PAGE) (Continued)^(b)

NAIC Group Code		0000		BUSINESS IN THE STATE OF		Missouri		DURING THE YEAR						2023		NAIC Company Code		56413	
Line of Business		13 Incurred During Current Year	Direct Death Benefits, Matured Endowments Incurred and Annuity Benefits								22 Unpaid December 31, Current Year	Issued During Year		Other Changes to In Force (Net)		In Force December 31, Current Year (b)			
			Totals Paid		Reduction by Compromise		Amount Rejected		Total Settled During Current Year			23 Number of Pols/ Certs	24 Amount	25 Number of Pols/ Certs	26 Amount	27 Number of Pols/ Certs	28 Amount		
			14 Number of Pols/ Certs	15 Amount	16 Number of Pols/ Certs	17 Amount	18 Number of Pols/ Certs	19 Amount	20 Number of Pols/ Certs	21 Amount									
Individual Life																			
1. Industrial		0	0	0	0	0	0	0	0	0	0	0	0	0	0	0	0		
2. Whole		28,443	5	28,443	0	0	0	0	5	28,443	0	6	154,500	(12)	(157,793)	376	5,691,835		
3. Term		0	0	0	0	0	0	0	0	0	0	4	1,303,000	(8)	(1,120,096)	110	11,968,148		
4. Indexed		0	0	0	0	0	0	0	0	0	0	0	0	0	0	0	0		
5. Universal		22,013	2	22,013	0	0	0	0	2	22,013	0	0	0	(3)	(49,769)	101	2,017,435		
6. Universal with secondary guarantees		0	0	0	0	0	0	0	0	0	0	0	0	0	0	0	0		
7. Variable		0	0	0	0	0	0	0	0	0	0	0	0	0	0	0	0		
8. Variable universal		0	0	0	0	0	0	0	0	0	0	0	0	0	0	0	0		
9. Credit		0	0	0	0	0	0	0	0	0	0	0	0	0	0	0	0		
10. Other		0	0	0	0	0	0	0	0	0	0	0	0	0	0	0	0		
11. Total Individual Life		50,456	7	50,456	0	0	0	0	7	50,456	0	10	1,457,500	(23)	(1,327,658)	587	19,677,418		
Group Life																			
12. Whole		0	0	0	0	0	0	0	0	0	0	0	0	0	0	0	0		
13. Term		0	0	0	0	0	0	0	0	0	0	0	0	0	0	0	0		
14. Universal		0	0	0	0	0	0	0	0	0	0	0	0	0	0	0	0		
15. Variable		0	0	0	0	0	0	0	0	0	0	0	0	0	0	0	0		
16. Variable universal		0	0	0	0	0	0	0	0	0	0	0	0	0	0	0	0		
17. Credit		0	0	0	0	0	0	0	0	0	0	0	0	0	0	0	0		
18. Other		0	0	0	0	0	0	0	0	0	0	0	0	0	0	0	0		
19. Total Group Life		0	0	0	0	0	0	0	0	0	0	0	0	0	0	0	0		
Individual Annuities																			
20. Fixed		102,815	48	102,815	0	0	0	0	48	102,815	0	0	0	(2)	65,666	93	3,139,709		
21. Indexed		0	0	0	0	0	0	0	0	0	0	0	0	0	0	0	0		
22. Variable with guarantees		0	0	0	0	0	0	0	0	0	0	0	0	0	0	0	0		
23. Variable without guarantees		0	0	0	0	0	0	0	0	0	0	0	0	0	0	0	0		
24. Life contingent payout		13,729	12	13,729	0	0	0	0	12	13,729	0	0	0	0	0	1	135,871		
25. Other		3,306	1	3,306	0	0	0	0	1	3,306	0	0	0	0	(2,900)	1	3,102		
26. Total Individual Annuities		119,850	61	119,850	0	0	0	0	61	119,850	0	0	0	(2)	62,766	95	3,278,682		
Group Annuities																			
27. Fixed		0	0	0	0	0	0	0	0	0	0	0	0	0	0	0	0		
28. Indexed		0	0	0	0	0	0	0	0	0	0	0	0	0	0	0	0		
29. Variable with guarantees		0	0	0	0	0	0	0	0	0	0	0	0	0	0	0	0		
30. Variable without guarantees		0	0	0	0	0	0	0	0	0	0	0	0	0	0	0	0		
31. Life contingent payout		0	0	0	0	0	0	0	0	0	0	0	0	0	0	0	0		
32. Other		0	0	0	0	0	0	0	0	0	0	0	0	0	0	0	0		
33. Total Group Annuities		0	0	0	0	0	0	0	0	0	0	0	0	0	0	0	0		
Accident and Health																			
34. Comprehensive individual		(d) XXX	XXX	XXX	XXX	XXX	XXX	XXX	XXX	XXX	XXX	0	0	0	0	0	0		
35. Comprehensive group		(d) XXX	XXX	XXX	XXX	XXX	XXX	XXX	XXX	XXX	XXX	0	0	0	0	0	0		
36. Medicare Supplement		(d) XXX	XXX	XXX	XXX	XXX	XXX	XXX	XXX	XXX	XXX	0	0	0	0	0	0		
37. Vision only		(d) XXX	XXX	XXX	XXX	XXX	XXX	XXX	XXX	XXX	XXX	0	0	0	0	0	0		
38. Dental only		(d) XXX	XXX	XXX	XXX	XXX	XXX	XXX	XXX	XXX	XXX	0	0	0	0	0	0		
39. Federal Employees Health Benefits Plan		(d) XXX	XXX	XXX	XXX	XXX	XXX	XXX	XXX	XXX	XXX	0	0	0	0	0	0		
40. Title XVIII Medicare		(d) XXX	XXX	XXX	XXX	XXX	XXX	XXX	XXX	XXX	XXX	0	0	0	0	0	0		
41. Title XIX Medicaid		(d) XXX	XXX	XXX	XXX	XXX	XXX	XXX	XXX	XXX	XXX	0	0	0	0	0	0		
42. Credit A&H		XXX	XXX	XXX	XXX	XXX	XXX	XXX	XXX	XXX	XXX	0	0	0	0	0	0		
43. Disability income		(d) XXX	XXX	XXX	XXX	XXX	XXX	XXX	XXX	XXX	XXX	1	647	(11)	(5,762)	36	18,787		
44. Long-term care		(d) XXX	XXX	XXX	XXX	XXX	XXX	XXX	XXX	XXX	XXX	0	0	0	0	0	0		
45. Other health		(d) XXX	XXX	XXX	XXX	XXX	XXX	XXX	XXX	XXX	XXX	76	12,348	(69)	(36,447)	803	62,478		
46. Total Accident and Health		XXX	XXX	XXX	XXX	XXX	XXX	XXX	XXX	XXX	XXX	77	12,995	(80)	(42,209)	839	81,265		
47. TOTAL		170,306	68	170,306	0	0	0	0	68	170,306	0	87	1,470,495	(105)	(1,307,101)	1,521	23,037,365		

(a) Includes Group Credit Life Insurance Loans less than or equal to 60 months at issue, prior year \$ 0 , current year \$ 0 Loans greater than 60 months at issue BUT NOT GREATER THAN 120 MONTHS prior year \$ 0 , current year \$ 0

(b) Corporate Owned Life Insurance/BOLI: 1) Number of policies: 0 2) covering number of lives: 0 3) face amount \$ 0

(c) Deposit-Type Contract Considerations NOT included in Total Premiums and Annuities Considerations: Individual: \$ 0 Group: \$ 0 Total: \$ 0

(d) For health business on indicated lines report: Number of persons insured under PPO managed care products 0 and number of persons insured under indemnity only products 0

(e) For health premiums written: amount of Medicare Title XVIII exempt from state taxes or fees \$ 0

(f) Certain Separate Account products are included in "Other" product categories in the table(s) above:

1. Individual Life - Other includes the following amounts related to Separate Account policies:

Column 1) \$ 0 Column 7) \$ 0 Column 12) \$ 0

2. Group Life - Other includes the following amounts related to Separate Account policies:

Column 1) \$ 0 Column 7) \$ 0 Column 12) \$ 0

3. Individual Annuities - Other includes the following amounts related to Separate Account policies:

Column 1) \$ 0 Column 7) \$ 0 Column 12) \$ 0

4. Group Annuities - Other includes the following amounts related to Separate Account policies:

Column 1) \$ 0 Column 7) \$ 0 Column 12) \$ 0



ANNUAL STATEMENT FOR THE YEAR 2023 OF THE United Transportation Union Insurance Association
LIFE INSURANCE (STATE PAGE)^(b)

NAIC Group Code 0000 BUSINESS IN THE STATE OF Montana DURING THE YEAR 2023 NAIC Company Code 56413

Line of Business	1 Premiums and Annuities Considerations	2 Other Considerations	Dividends to Policyholders/Refunds to Members				7 Total (Col. 3+4+5+6)	8 Death and Annuity Benefits	Claims and Benefits Paid			
			3 Paid in Cash or Left on Deposit	4 Applied to Pay Renewal Premiums	5 Applied to Provide Paid-Up Additions or Shorten the Endowment or Premium-Paying Period	6 Other			9 Matured Endowments	10 Surrender Values and Withdrawals for Life Contracts	11 All Other Benefits	12 Total (Sum Columns 8 through 11)
Individual Life												
1. Industrial	0	0	0	0	0	0	0	0	0	0	0	0
2. Whole	7,340	0	48	0	0	0	48	5,377	0	0	186	5,563
3. Term	14,293	0	0	0	0	0	0	0	0	0	0	0
4. Indexed	0	0	0	0	0	0	0	0	0	0	0	0
5. Universal	1,659	0	0	0	0	0	0	0	0	0	332	332
6. Universal with secondary guarantees	0	0	0	0	0	0	0	0	0	0	0	0
7. Variable	0	0	0	0	0	0	0	0	0	0	0	0
8. Variable universal	0	0	0	0	0	0	0	0	0	0	0	0
9. Credit	0	0	0	0	0	0	0	0	0	0	0	0
10. Other	(f) 0	0	0	0	0	0	0	0	0	0	0	0
11. Total Individual Life	23,292	0	48	0	0	0	48	5,377	0	0	518	5,895
Group Life												
12. Whole	0	0	0	0	0	0	0	0	0	0	0	0
13. Term	0	0	0	0	0	0	0	0	0	0	0	0
14. Universal	0	0	0	0	0	0	0	0	0	0	0	0
15. Variable	0	0	0	0	0	0	0	0	0	0	0	0
16. Variable universal	0	0	0	0	0	0	0	0	0	0	0	0
17. Credit	0	0	0	0	0	0	0	0	0	0	0	0
18. Other	(f) 0	0	0	0	0	0	0	0	0	0	0	0
19. Total Group Life	0	0	0	0	0	0	0	0	0	0	0	0
Individual Annuities												
20. Fixed	12,546	0	0	0	0	0	0	18,356	0	0	0	18,356
21. Indexed	0	0	0	0	0	0	0	0	0	0	0	0
22. Variable with guarantees	0	0	0	0	0	0	0	0	0	0	0	0
23. Variable without guarantees	0	0	0	0	0	0	0	0	0	0	0	0
24. Life contingent payout	0	0	0	0	0	0	0	0	0	0	0	0
25. Other	(f) 0	0	0	0	0	0	0	0	0	0	0	0
26. Total Individual Annuities	12,546	0	0	0	0	0	0	18,356	0	0	0	18,356
Group Annuities												
27. Fixed	0	0	0	0	0	0	0	0	0	0	0	0
28. Indexed	0	0	0	0	0	0	0	0	0	0	0	0
29. Variable with guarantees	0	0	0	0	0	0	0	0	0	0	0	0
30. Variable without guarantees	0	0	0	0	0	0	0	0	0	0	0	0
31. Life contingent payout	0	0	0	0	0	0	0	0	0	0	0	0
32. Other	(f) 0	0	0	0	0	0	0	0	0	0	0	0
33. Total Group Annuities	0	0	0	0	0	0	0	0	0	0	0	0
Accident and Health												
34. Comprehensive individual	(d) 0	0	0	0	0	0	0	XXX	XXX	XXX	0	0
35. Comprehensive group	(d) 0	0	0	0	0	0	0	XXX	XXX	XXX	0	0
36. Medicare Supplement	(d) 0	0	0	0	0	0	0	XXX	XXX	XXX	0	0
37. Vision only	(d) 0	0	0	0	0	0	0	XXX	XXX	XXX	0	0
38. Dental only	(d) 0	0	0	0	0	0	0	XXX	XXX	XXX	0	0
39. Federal Employees Health Benefits Plan	(d) 0	0	0	0	0	0	0	XXX	XXX	XXX	0	0
40. Title XVIII Medicare	(d) 0 (e) 0	0	0	0	0	0	0	XXX	XXX	XXX	0	0
41. Title XIX Medicaid	(d) 0	0	0	0	0	0	0	XXX	XXX	XXX	0	0
42. Credit A&H	0	0	0	0	0	0	0	XXX	XXX	XXX	0	0
43. Disability income	(d) 16,260	0	0	0	0	0	0	XXX	XXX	XXX	25,852	25,852
44. Long-term care	(d) 0	0	0	0	0	0	0	XXX	XXX	XXX	0	0
45. Other health	(d) 8,717	0	0	0	0	0	0	XXX	XXX	XXX	686	686
46. Total Accident and Health	24,977	0	0	0	0	0	0	XXX	XXX	XXX	26,538	26,538
47. Total	60,815 (c)	0	48	0	0	0	48	23,733	0	0	27,056	50,789

ANNUAL STATEMENT FOR THE YEAR 2023 OF THE United Transportation Union Insurance Association

LIFE INSURANCE (STATE PAGE) (Continued)^(b)

NAIC Group Code		0000		BUSINESS IN THE STATE OF		Montana		DURING THE YEAR						2023		NAIC Company Code		56413	
Line of Business		13 Incurred During Current Year	Direct Death Benefits, Matured Endowments Incurred and Annuity Benefits								22 Unpaid December 31, Current Year	Issued During Year		Other Changes to In Force (Net)		In Force December 31, Current Year (b)			
			Totals Paid		Reduction by Compromise		Amount Rejected		Total Settled During Current Year			23 Number of Pols/ Certs	24 Amount	25 Number of Pols/ Certs	26 Amount	27 Number of Pols/ Certs	28 Amount		
			14 Number of Pols/ Certs	15 Amount	16 Number of Pols/ Certs	17 Amount	18 Number of Pols/ Certs	19 Amount	20 Number of Pols/ Certs	21 Amount									
Individual Life		0	0	0	0	0	0	0	0	0	0	0	0	0	0	0	0		
1. Industrial		5,377	1	5,377	0	0	0	0	1	5,377	0	0	0	0	0	67	797,550		
3. Term		0	0	0	0	0	0	0	0	0	0	1	200,000	(3)	(1,055,274)	14	2,884,124		
4. Indexed		0	0	0	0	0	0	0	0	0	0	0	0	0	0	0	0		
5. Universal		0	0	0	0	0	0	0	0	0	0	0	0	(1)	(24,303)	6	87,020		
6. Universal with secondary guarantees		0	0	0	0	0	0	0	0	0	0	0	0	0	0	0	0		
7. Variable		0	0	0	0	0	0	0	0	0	0	0	0	0	0	0	0		
8. Variable universal		0	0	0	0	0	0	0	0	0	0	0	0	0	0	0	0		
9. Credit		0	0	0	0	0	0	0	0	0	0	0	0	0	0	0	0		
10. Other (f)		0	0	0	0	0	0	0	0	0	0	0	0	0	0	0	0		
11. Total Individual Life		5,377	1	5,377	0	0	0	0	1	5,377	0	1	200,000	(4)	(1,079,577)	87	3,768,694		
Group Life		0	0	0	0	0	0	0	0	0	0	0	0	0	0	0	0		
12. Whole		0	0	0	0	0	0	0	0	0	0	0	0	0	0	0	0		
13. Term		0	0	0	0	0	0	0	0	0	0	0	0	0	0	0	0		
14. Universal		0	0	0	0	0	0	0	0	0	0	0	0	0	0	0	0		
15. Variable		0	0	0	0	0	0	0	0	0	0	0	0	0	0	0	0		
16. Variable universal		0	0	0	0	0	0	0	0	0	0	0	0	0	0	0	0		
17. Credit		0	0	0	0	0	0	0	0	0	0	0	0	0	0	0	0		
18. Other (f)		0	0	0	0	0	0	0	0	0	0	0	0	0	0	0	0 (a)		
19. Total Group Life		0	0	0	0	0	0	0	0	0	0	0	0	0	0	0	0		
Individual Annuities		18,356	3	18,356	0	0	0	0	3	18,356	0	0	0	(1)	5,574	9	305,587		
20. Fixed		0	0	0	0	0	0	0	0	0	0	0	0	0	0	0	0		
21. Indexed		0	0	0	0	0	0	0	0	0	0	0	0	0	0	0	0		
22. Variable with guarantees		0	0	0	0	0	0	0	0	0	0	0	0	0	0	0	0		
23. Variable without guarantees		0	0	0	0	0	0	0	0	0	0	0	0	0	0	0	0		
24. Life contingent payout		0	0	0	0	0	0	0	0	0	0	0	0	0	0	0	0		
25. Other (f)		0	0	0	0	0	0	0	0	0	0	0	0	0	0	0	0		
26. Total Individual Annuities		18,356	3	18,356	0	0	0	0	3	18,356	0	0	0	(1)	5,574	9	305,587		
Group Annuities		0	0	0	0	0	0	0	0	0	0	0	0	0	0	0	0		
27. Fixed		0	0	0	0	0	0	0	0	0	0	0	0	0	0	0	0		
28. Indexed		0	0	0	0	0	0	0	0	0	0	0	0	0	0	0	0		
29. Variable with guarantees		0	0	0	0	0	0	0	0	0	0	0	0	0	0	0	0		
30. Variable without guarantees		0	0	0	0	0	0	0	0	0	0	0	0	0	0	0	0		
31. Life contingent payout		0	0	0	0	0	0	0	0	0	0	0	0	0	0	0	0		
32. Other (f)		0	0	0	0	0	0	0	0	0	0	0	0	0	0	0	0		
33. Total Group Annuities		0	0	0	0	0	0	0	0	0	0	0	0	0	0	0	0		
Accident and Health		(d) XXX	XXX	XXX	XXX	XXX	XXX	XXX	XXX	XXX	XXX	0	0	0	0	0	0		
34. Comprehensive individual (d)		XXX	XXX	XXX	XXX	XXX	XXX	XXX	XXX	XXX	XXX	0	0	0	0	0	0		
35. Comprehensive group (d)		XXX	XXX	XXX	XXX	XXX	XXX	XXX	XXX	XXX	XXX	0	0	0	0	0	0		
36. Medicare Supplement (d)		XXX	XXX	XXX	XXX	XXX	XXX	XXX	XXX	XXX	XXX	0	0	0	0	0	0		
37. Vision only (d)		XXX	XXX	XXX	XXX	XXX	XXX	XXX	XXX	XXX	XXX	0	0	0	0	0	0		
38. Dental only (d)		XXX	XXX	XXX	XXX	XXX	XXX	XXX	XXX	XXX	XXX	0	0	0	0	0	0		
39. Federal Employees Health Benefits Plan (d)		XXX	XXX	XXX	XXX	XXX	XXX	XXX	XXX	XXX	XXX	0	0	0	0	0	0		
40. Title XVIII Medicare (d)		XXX	XXX	XXX	XXX	XXX	XXX	XXX	XXX	XXX	XXX	0	0	0	0	0	0		
41. Title XIX Medicaid (d)		XXX	XXX	XXX	XXX	XXX	XXX	XXX	XXX	XXX	XXX	0	0	0	0	0	0		
42. Credit A&H		XXX	XXX	XXX	XXX	XXX	XXX	XXX	XXX	XXX	XXX	0	0	0	0	0	0		
43. Disability income (d)		XXX	XXX	XXX	XXX	XXX	XXX	XXX	XXX	XXX	XXX	1	847	(4)	(4,113)	7	5,802		
44. Long-term care (d)		XXX	XXX	XXX	XXX	XXX	XXX	XXX	XXX	XXX	XXX	0	0	0	0	0	0		
45. Other health (d)		XXX	XXX	XXX	XXX	XXX	XXX	XXX	XXX	XXX	XXX	41	7,638	(17)	(8,788)	163	16,701		
46. Total Accident and Health		XXX	XXX	XXX	XXX	XXX	XXX	XXX	XXX	XXX	XXX	42	8,485	(21)	(12,901)	170	22,503		
47. TOTAL		23,733	4	23,733	0	0	0	0	4	23,733	0	43	208,485	(26)	(1,086,904)	266	4,096,784		

(a) Includes Group Credit Life Insurance Loans less than or equal to 60 months at issue, prior year \$ 0 , current year \$ 0 Loans greater than 60 months at issue BUT NOT GREATER THAN 120 MONTHS prior year \$ 0 , current year \$ 0

(b) Corporate Owned Life Insurance/BOLI: 1) Number of policies: 0 2) covering number of lives: 0 3) face amount \$ 0

(c) Deposit-Type Contract Considerations NOT included in Total Premiums and Annuities Considerations: Individual: \$ 0 Group: \$ 0 Total: \$ 0

(d) For health business on indicated lines report: Number of persons insured under PPO managed care products 0 and number of persons insured under indemnity only products 0

(e) For health premiums written: amount of Medicare Title XVIII exempt from state taxes or fees \$ 0

(f) Certain Separate Account products are included in "Other" product categories in the table(s) above:

1. Individual Life - Other includes the following amounts related to Separate Account policies: Column 1) \$ 0 Column 7) \$ 0 Column 12) \$ 0

2. Group Life - Other includes the following amounts related to Separate Account policies: Column 1) \$ 0 Column 7) \$ 0 Column 12) \$ 0

3. Individual Annuities - Other includes the following amounts related to Separate Account policies: Column 1) \$ 0 Column 7) \$ 0 Column 12) \$ 0

4. Group Annuities - Other includes the following amounts related to Separate Account policies: Column 1) \$ 0 Column 7) \$ 0 Column 12) \$ 0



ANNUAL STATEMENT FOR THE YEAR 2023 OF THE United Transportation Union Insurance Association
LIFE INSURANCE (STATE PAGE)^(b)

NAIC Group Code 0000 BUSINESS IN THE STATE OF Nebraska DURING THE YEAR 2023 NAIC Company Code 56413

Line of Business	1 Premiums and Annuities Considerations	2 Other Considerations	Dividends to Policyholders/Refunds to Members				7 Total (Col. 3+4+5+6)	8 Death and Annuity Benefits	Claims and Benefits Paid			
			3 Paid in Cash or Left on Deposit	4 Applied to Pay Renewal Premiums	5 Applied to Provide Paid-Up Additions or Shorten the Endowment or Premium-Paying Period	6 Other			9 Matured Endowments	10 Surrender Values and Withdrawals for Life Contracts	11 All Other Benefits	12 Total (Sum Columns 8 through 11)
Individual Life												
1. Industrial	0	0	0	0	0	0	0	0	0	0	0	0
2. Whole	54,454	0	26	0	0	0	26	20,025	0	0	35	20,060
3. Term	94,807	0	0	0	0	0	0	0	0	0	1,151	1,151
4. Indexed	0	0	0	0	0	0	0	0	0	0	0	0
5. Universal	9,711	0	0	0	0	0	0	25,248	0	0	585	25,832
6. Universal with secondary guarantees	0	0	0	0	0	0	0	0	0	0	0	0
7. Variable	0	0	0	0	0	0	0	0	0	0	0	0
8. Variable universal	0	0	0	0	0	0	0	0	0	0	0	0
9. Credit	0	0	0	0	0	0	0	0	0	0	0	0
10. Other	(f) 0	0	0	0	0	0	0	0	0	0	0	0
11. Total Individual Life	158,971	0	26	0	0	0	26	45,273	0	0	1,770	47,042
Group Life												
12. Whole	0	0	0	0	0	0	0	0	0	0	0	0
13. Term	0	0	0	0	0	0	0	0	0	0	0	0
14. Universal	0	0	0	0	0	0	0	0	0	0	0	0
15. Variable	0	0	0	0	0	0	0	0	0	0	0	0
16. Variable universal	0	0	0	0	0	0	0	0	0	0	0	0
17. Credit	0	0	0	0	0	0	0	0	0	0	0	0
18. Other	(f) 0	0	0	0	0	0	0	0	0	0	0	0
19. Total Group Life	0	0	0	0	0	0	0	0	0	0	0	0
Individual Annuities												
20. Fixed	10,033	0	0	0	0	0	0	28,447	0	0	0	28,447
21. Indexed	0	0	0	0	0	0	0	0	0	0	0	0
22. Variable with guarantees	0	0	0	0	0	0	0	0	0	0	0	0
23. Variable without guarantees	0	0	0	0	0	0	0	0	0	0	0	0
24. Life contingent payout	0	0	0	0	0	0	0	0	0	0	0	0
25. Other	(f) 0	0	0	0	0	0	0	0	0	0	0	0
26. Total Individual Annuities	10,033	0	0	0	0	0	0	28,447	0	0	0	28,447
Group Annuities												
27. Fixed	0	0	0	0	0	0	0	0	0	0	0	0
28. Indexed	0	0	0	0	0	0	0	0	0	0	0	0
29. Variable with guarantees	0	0	0	0	0	0	0	0	0	0	0	0
30. Variable without guarantees	0	0	0	0	0	0	0	0	0	0	0	0
31. Life contingent payout	0	0	0	0	0	0	0	0	0	0	0	0
32. Other	(f) 0	0	0	0	0	0	0	0	0	0	0	0
33. Total Group Annuities	0	0	0	0	0	0	0	0	0	0	0	0
Accident and Health												
34. Comprehensive individual	(d) 0	0	0	0	0	0	0	XXX	XXX	XXX	0	0
35. Comprehensive group	(d) 0	0	0	0	0	0	0	XXX	XXX	XXX	0	0
36. Medicare Supplement	(d) 0	0	0	0	0	0	0	XXX	XXX	XXX	0	0
37. Vision only	(d) 0	0	0	0	0	0	0	XXX	XXX	XXX	0	0
38. Dental only	(d) 0	0	0	0	0	0	0	XXX	XXX	XXX	0	0
39. Federal Employees Health Benefits Plan	(d) 0	0	0	0	0	0	0	XXX	XXX	XXX	0	0
40. Title XVIII Medicare	(d) 0 (e) 0	0	0	0	0	0	0	XXX	XXX	XXX	0	0
41. Title XIX Medicaid	(d) 0	0	0	0	0	0	0	XXX	XXX	XXX	0	0
42. Credit A&H	0	0	0	0	0	0	0	XXX	XXX	XXX	0	0
43. Disability income	(d) 60,896	0	0	0	0	0	0	XXX	XXX	XXX	10,095	10,095
44. Long-term care	(d) 0	0	0	0	0	0	0	XXX	XXX	XXX	0	0
45. Other health	(d) 36,029	0	0	0	0	0	0	XXX	XXX	XXX	2,912	2,912
46. Total Accident and Health	96,925	0	0	0	0	0	0	XXX	XXX	XXX	13,007	13,007
47. Total	265,930 (c)	0	26	0	0	0	26	73,719	0	0	14,777	88,496

ANNUAL STATEMENT FOR THE YEAR 2023 OF THE United Transportation Union Insurance Association

LIFE INSURANCE (STATE PAGE) (Continued)^(b)

NAIC Group Code		0000		BUSINESS IN THE STATE OF		Nebraska		DURING THE YEAR		2023		NAIC Company Code		56413			
Line of Business		13 Incurred During Current Year	Direct Death Benefits, Matured Endowments Incurred and Annuity Benefits								22 Unpaid December 31, Current Year	Policy Exhibit					
			Claims Settled During Current Year				Total Settled During Current Year					Issued During Year		Other Changes to In Force (Net)		In Force December 31, Current Year (b)	
			Totals Paid		Reduction by Compromise		Amount Rejected					23	24	25	26	27	28
			14 Number of Pols/ Certs	15 Amount	16 Number of Pols/ Certs	17 Amount	18 Number of Pols/ Certs	19 Amount	20 Number of Pols/ Certs	21 Amount		Number of Pols/ Certs	Amount	Number of Pols/ Certs	Amount	Number of Pols/ Certs	Amount
Individual Life																	
1. Industrial		0	0	0	0	0	0	0	0	0	0	0	0	0	0		
2. Whole		20,025	3	20,025	0	0	0	0	3	20,025	0	1	32,500	(9)	(232,507)	130	2,780,037
3. Term		0	0	0	0	0	0	0	0	0	0	0	0	(16)	(5,713,210)	89	12,676,188
4. Indexed		0	0	0	0	0	0	0	0	0	0	0	0	0	0	0	0
5. Universal		25,248	1	25,248	0	0	0	0	1	25,248	0	0	0	(5)	(122,892)	26	587,517
6. Universal with secondary guarantees		0	0	0	0	0	0	0	0	0	0	0	0	0	0	0	0
7. Variable		0	0	0	0	0	0	0	0	0	0	0	0	0	0	0	0
8. Variable universal		0	0	0	0	0	0	0	0	0	0	0	0	0	0	0	0
9. Credit		0	0	0	0	0	0	0	0	0	0	0	0	0	0	0	0
10. Other		(f) 0	0	0	0	0	0	0	0	0	0	0	0	0	0	0	0
11. Total Individual Life		45,273	4	45,273	0	0	0	0	4	45,273	0	1	32,500	(30)	(6,068,609)	245	16,043,742
Group Life																	
12. Whole		0	0	0	0	0	0	0	0	0	0	0	0	0	0	0	0
13. Term		0	0	0	0	0	0	0	0	0	0	0	0	0	0	0	0
14. Universal		0	0	0	0	0	0	0	0	0	0	0	0	0	0	0	0
15. Variable		0	0	0	0	0	0	0	0	0	0	0	0	0	0	0	0
16. Variable universal		0	0	0	0	0	0	0	0	0	0	0	0	0	0	0	0
17. Credit		0	0	0	0	0	0	0	0	0	0	0	0	0	0	0	0
18. Other		(f) 0	0	0	0	0	0	0	0	0	0	0	0	0	0	0	0 (a)
19. Total Group Life		0	0	0	0	0	0	0	0	0	0	0	0	0	0	0	0
Individual Annuities																	
20. Fixed		28,631	16	28,631	0	0	0	0	16	28,631	0	0	0	(5)	15,868	41	926,438
21. Indexed		0	0	0	0	0	0	0	0	0	0	0	0	0	0	0	0
22. Variable with guarantees		0	0	0	0	0	0	0	0	0	0	0	0	0	0	0	0
23. Variable without guarantees		0	0	0	0	0	0	0	0	0	0	0	0	0	0	0	0
24. Life contingent payout		0	0	0	0	0	0	0	0	0	0	0	0	0	0	0	0
25. Other		(f) 0	0	0	0	0	0	0	0	0	0	0	0	0	0	0	0
26. Total Individual Annuities		28,631	16	28,631	0	0	0	0	16	28,631	0	0	0	(5)	15,868	41	926,438
Group Annuities																	
27. Fixed		0	0	0	0	0	0	0	0	0	0	0	0	0	0	0	0
28. Indexed		0	0	0	0	0	0	0	0	0	0	0	0	0	0	0	0
29. Variable with guarantees		0	0	0	0	0	0	0	0	0	0	0	0	0	0	0	0
30. Variable without guarantees		0	0	0	0	0	0	0	0	0	0	0	0	0	0	0	0
31. Life contingent payout		0	0	0	0	0	0	0	0	0	0	0	0	0	0	0	0
32. Other		(f) 0	0	0	0	0	0	0	0	0	0	0	0	0	0	0	0
33. Total Group Annuities		0	0	0	0	0	0	0	0	0	0	0	0	0	0	0	0
Accident and Health																	
34. Comprehensive individual		(d) XXX	XXX	XXX	XXX	XXX	XXX	XXX	XXX	XXX	XXX	0	0	0	0	0	0
35. Comprehensive group		(d) XXX	XXX	XXX	XXX	XXX	XXX	XXX	XXX	XXX	XXX	0	0	0	0	0	0
36. Medicare Supplement		(d) XXX	XXX	XXX	XXX	XXX	XXX	XXX	XXX	XXX	XXX	0	0	0	0	0	0
37. Vision only		(d) XXX	XXX	XXX	XXX	XXX	XXX	XXX	XXX	XXX	XXX	0	0	0	0	0	0
38. Dental only		(d) XXX	XXX	XXX	XXX	XXX	XXX	XXX	XXX	XXX	XXX	0	0	0	0	0	0
39. Federal Employees Health Benefits Plan		(d) XXX	XXX	XXX	XXX	XXX	XXX	XXX	XXX	XXX	XXX	0	0	0	0	0	0
40. Title XVIII Medicare		(d) XXX	XXX	XXX	XXX	XXX	XXX	XXX	XXX	XXX	XXX	0	0	0	0	0	0
41. Title XIX Medicaid		(d) XXX	XXX	XXX	XXX	XXX	XXX	XXX	XXX	XXX	XXX	0	0	0	0	0	0
42. Credit A&H		XXX	XXX	XXX	XXX	XXX	XXX	XXX	XXX	XXX	XXX	0	0	0	0	0	0
43. Disability income		(d) XXX	XXX	XXX	XXX	XXX	XXX	XXX	XXX	XXX	XXX	0	0	(6)	(5,372)	37	26,406
44. Long-term care		(d) XXX	XXX	XXX	XXX	XXX	XXX	XXX	XXX	XXX	XXX	0	0	0	0	0	0
45. Other health		(d) XXX	XXX	XXX	XXX	XXX	XXX	XXX	XXX	XXX	XXX	60	9,672	(46)	(34,366)	578	56,802
46. Total Accident and Health		XXX	XXX	XXX	XXX	XXX	XXX	XXX	XXX	XXX	XXX	60	9,672	(52)	(39,738)	615	83,208
47. TOTAL		73,904	20	73,904	0	0	0	0	20	73,904	0	61	42,172	(87)	(6,092,479)	901	17,053,388

(a) Includes Group Credit Life Insurance Loans less than or equal to 60 months at issue, prior year \$ 0 , current year \$ 0 Loans greater than 60 months at issue BUT NOT GREATER THAN 120 MONTHS prior year \$ 0 , current year \$ 0

(b) Corporate Owned Life Insurance/BOLI: 1) Number of policies: 0 2) covering number of lives: 0 3) face amount \$ 0

(c) Deposit-Type Contract Considerations NOT included in Total Premiums and Annuities Considerations: Individual: \$ 0 Group: \$ 0 Total: \$ 0

(d) For health business on indicated lines report: Number of persons insured under PPO managed care products 0 and number of persons insured under indemnity only products 0

(e) For health premiums written: amount of Medicare Title XVIII exempt from state taxes or fees \$ 0

(f) Certain Separate Account products are included in "Other" product categories in the table(s) above:

1. Individual Life - Other includes the following amounts related to Separate Account policies: Column 1) \$ 0 Column 7) \$ 0 Column 12) \$ 0

2. Group Life - Other includes the following amounts related to Separate Account policies: Column 1) \$ 0 Column 7) \$ 0 Column 12) \$ 0

3. Individual Annuities - Other includes the following amounts related to Separate Account policies: Column 1) \$ 0 Column 7) \$ 0 Column 12) \$ 0

4. Group Annuities - Other includes the following amounts related to Separate Account policies: Column 1) \$ 0 Column 7) \$ 0 Column 12) \$ 0



ANNUAL STATEMENT FOR THE YEAR 2023 OF THE United Transportation Union Insurance Association
LIFE INSURANCE (STATE PAGE)^(b)

NAIC Group Code 0000 BUSINESS IN THE STATE OF Nevada DURING THE YEAR 2023 NAIC Company Code 56413

Line of Business	1 Premiums and Annuities Considerations	2 Other Considerations	Dividends to Policyholders/Refunds to Members				7 Total (Col. 3+4+5+6)	8 Death and Annuity Benefits	Claims and Benefits Paid			
			3 Paid in Cash or Left on Deposit	4 Applied to Pay Renewal Premiums	5 Applied to Provide Paid-Up Additions or Shorten the Endowment or Premium-Paying Period	6 Other			9 Matured Endowments	10 Surrender Values and Withdrawals for Life Contracts	11 All Other Benefits	12 Total (Sum Columns 8 through 11)
Individual Life												
1. Industrial	0	0	0	0	0	0	0	0	0	0	0	0
2. Whole	3,010	0	0	0	0	0	0	0	0	0	268	268
3. Term	8,395	0	0	0	0	0	0	0	0	0	0	0
4. Indexed	0	0	0	0	0	0	0	0	0	0	0	0
5. Universal	365	0	0	0	0	0	0	0	0	0	0	0
6. Universal with secondary guarantees	0	0	0	0	0	0	0	0	0	0	0	0
7. Variable	0	0	0	0	0	0	0	0	0	0	0	0
8. Variable universal	0	0	0	0	0	0	0	0	0	0	0	0
9. Credit	0	0	0	0	0	0	0	0	0	0	0	0
10. Other	(f) 0	0	0	0	0	0	0	0	0	0	0	0
11. Total Individual Life	11,770	0	0	0	0	0	0	0	0	0	268	268
Group Life												
12. Whole	0	0	0	0	0	0	0	0	0	0	0	0
13. Term	0	0	0	0	0	0	0	0	0	0	0	0
14. Universal	0	0	0	0	0	0	0	0	0	0	0	0
15. Variable	0	0	0	0	0	0	0	0	0	0	0	0
16. Variable universal	0	0	0	0	0	0	0	0	0	0	0	0
17. Credit	0	0	0	0	0	0	0	0	0	0	0	0
18. Other	(f) 0	0	0	0	0	0	0	0	0	0	0	0
19. Total Group Life	0	0	0	0	0	0	0	0	0	0	0	0
Individual Annuities												
20. Fixed	0	0	0	0	0	0	0	7,992	0	0	0	7,992
21. Indexed	0	0	0	0	0	0	0	0	0	0	0	0
22. Variable with guarantees	0	0	0	0	0	0	0	0	0	0	0	0
23. Variable without guarantees	0	0	0	0	0	0	0	0	0	0	0	0
24. Life contingent payout	0	0	0	0	0	0	0	0	0	0	0	0
25. Other	(f) 0	0	0	0	0	0	0	0	0	0	0	0
26. Total Individual Annuities	0	0	0	0	0	0	0	7,992	0	0	0	7,992
Group Annuities												
27. Fixed	0	0	0	0	0	0	0	0	0	0	0	0
28. Indexed	0	0	0	0	0	0	0	0	0	0	0	0
29. Variable with guarantees	0	0	0	0	0	0	0	0	0	0	0	0
30. Variable without guarantees	0	0	0	0	0	0	0	0	0	0	0	0
31. Life contingent payout	0	0	0	0	0	0	0	0	0	0	0	0
32. Other	(f) 0	0	0	0	0	0	0	0	0	0	0	0
33. Total Group Annuities	0	0	0	0	0	0	0	0	0	0	0	0
Accident and Health												
34. Comprehensive individual	(d) 0	0	0	0	0	0	0	XXX	XXX	XXX	0	0
35. Comprehensive group	(d) 0	0	0	0	0	0	0	XXX	XXX	XXX	0	0
36. Medicare Supplement	(d) 0	0	0	0	0	0	0	XXX	XXX	XXX	0	0
37. Vision only	(d) 0	0	0	0	0	0	0	XXX	XXX	XXX	0	0
38. Dental only	(d) 0	0	0	0	0	0	0	XXX	XXX	XXX	0	0
39. Federal Employees Health Benefits Plan	(d) 0	0	0	0	0	0	0	XXX	XXX	XXX	0	0
40. Title XVIII Medicare	(d) 0 (e) 0	0	0	0	0	0	0	XXX	XXX	XXX	0	0
41. Title XIX Medicaid	(d) 0	0	0	0	0	0	0	XXX	XXX	XXX	0	0
42. Credit A&H	0	0	0	0	0	0	0	XXX	XXX	XXX	0	0
43. Disability income	(d) 4,661	0	0	0	0	0	0	XXX	XXX	XXX	0	0
44. Long-term care	(d) 0	0	0	0	0	0	0	XXX	XXX	XXX	0	0
45. Other health	(d) 0	0	0	0	0	0	0	XXX	XXX	XXX	422	422
46. Total Accident and Health	6,942	0	0	0	0	0	0	XXX	XXX	XXX	422	422
47. Total	18,712 (c)	0	0	0	0	0	0	7,992	0	0	690	8,682

ANNUAL STATEMENT FOR THE YEAR 2023 OF THE United Transportation Union Insurance Association
LIFE INSURANCE (STATE PAGE) (Continued)^(b)

NAIC Group Code		0000		BUSINESS IN THE STATE OF		Nevada		DURING THE YEAR						2023		NAIC Company Code		56413	
Line of Business		13 Incurred During Current Year	Direct Death Benefits, Matured Endowments Incurred and Annuity Benefits								22 Unpaid December 31, Current Year	Issued During Year		Other Changes to In Force (Net)		In Force December 31, Current Year (b)			
			Totals Paid		Reduction by Compromise		Amount Rejected		Total Settled During Current Year			23 Number of Pols/ Certs	24 Amount	25 Number of Pols/ Certs	26 Amount	27 Number of Pols/ Certs	28 Amount		
			14 Number of Pols/ Certs	15 Amount	16 Number of Pols/ Certs	17 Amount	18 Number of Pols/ Certs	19 Amount	20 Number of Pols/ Certs	21 Amount									
Individual Life																			
1. Industrial		0	0	0	0	0	0	0	0	0	0	0	0	0	0	0	0		
2. Whole		0	0	0	0	0	0	0	0	0	0	0	0	(2)	(4,681)	18	230,444		
3. Term		0	0	0	0	0	0	0	0	0	0	0	0	0	(23,372)	17	1,373,082		
4. Indexed		0	0	0	0	0	0	0	0	0	0	0	0	0	0	0	0		
5. Universal		0	0	0	0	0	0	0	0	0	0	0	0	0	0	4	55,000		
6. Universal with secondary guarantees		0	0	0	0	0	0	0	0	0	0	0	0	0	0	0	0		
7. Variable		0	0	0	0	0	0	0	0	0	0	0	0	0	0	0	0		
8. Variable universal		0	0	0	0	0	0	0	0	0	0	0	0	0	0	0	0		
9. Credit		0	0	0	0	0	0	0	0	0	0	0	0	0	0	0	0		
10. Other		(f)	0	0	0	0	0	0	0	0	0	0	0	0	0	0	0		
11. Total Individual Life		0	0	0	0	0	0	0	0	0	0	0	0	(2)	(28,053)	39	1,658,526		
Group Life																			
12. Whole		0	0	0	0	0	0	0	0	0	0	0	0	0	0	0	0		
13. Term		0	0	0	0	0	0	0	0	0	0	0	0	0	0	0	0		
14. Universal		0	0	0	0	0	0	0	0	0	0	0	0	0	0	0	0		
15. Variable		0	0	0	0	0	0	0	0	0	0	0	0	0	0	0	0		
16. Variable universal		0	0	0	0	0	0	0	0	0	0	0	0	0	0	0	0		
17. Credit		0	0	0	0	0	0	0	0	0	0	0	0	0	0	0	0		
18. Other		(f)	0	0	0	0	0	0	0	0	0	0	0	0	0	0	0 (a)		
19. Total Group Life		0	0	0	0	0	0	0	0	0	0	0	0	0	0	0	0		
Individual Annuities																			
20. Fixed		7,992	2	7,992	0	0	0	0	2	7,992	0	0	0	0	(2,844)	2	127,330		
21. Indexed		0	0	0	0	0	0	0	0	0	0	0	0	0	0	0	0		
22. Variable with guarantees		0	0	0	0	0	0	0	0	0	0	0	0	0	0	0	0		
23. Variable without guarantees		0	0	0	0	0	0	0	0	0	0	0	0	0	0	0	0		
24. Life contingent payout		0	0	0	0	0	0	0	0	0	0	0	0	0	0	0	0		
25. Other		(f)	0	0	0	0	0	0	0	0	0	0	0	0	0	0	0		
26. Total Individual Annuities		7,992	2	7,992	0	0	0	0	2	7,992	0	0	0	0	(2,844)	2	127,330		
Group Annuities																			
27. Fixed		0	0	0	0	0	0	0	0	0	0	0	0	0	0	0	0		
28. Indexed		0	0	0	0	0	0	0	0	0	0	0	0	0	0	0	0		
29. Variable with guarantees		0	0	0	0	0	0	0	0	0	0	0	0	0	0	0	0		
30. Variable without guarantees		0	0	0	0	0	0	0	0	0	0	0	0	0	0	0	0		
31. Life contingent payout		0	0	0	0	0	0	0	0	0	0	0	0	0	0	0	0		
32. Other		(f)	0	0	0	0	0	0	0	0	0	0	0	0	0	0	0		
33. Total Group Annuities		0	0	0	0	0	0	0	0	0	0	0	0	0	0	0	0		
Accident and Health																			
34. Comprehensive individual		(d)	XXX	XXX	XXX	XXX	XXX	XXX	XXX	XXX	XXX	0	0	0	0	0	0		
35. Comprehensive group		(d)	XXX	XXX	XXX	XXX	XXX	XXX	XXX	XXX	XXX	0	0	0	0	0	0		
36. Medicare Supplement		(d)	XXX	XXX	XXX	XXX	XXX	XXX	XXX	XXX	XXX	0	0	0	0	0	0		
37. Vision only		(d)	XXX	XXX	XXX	XXX	XXX	XXX	XXX	XXX	XXX	0	0	0	0	0	0		
38. Dental only		(d)	XXX	XXX	XXX	XXX	XXX	XXX	XXX	XXX	XXX	0	0	0	0	0	0		
39. Federal Employees Health Benefits Plan		(d)	XXX	XXX	XXX	XXX	XXX	XXX	XXX	XXX	XXX	0	0	0	0	0	0		
40. Title XVIII Medicare		(d)	XXX	XXX	XXX	XXX	XXX	XXX	XXX	XXX	XXX	0	0	0	0	0	0		
41. Title XIX Medicaid		(d)	XXX	XXX	XXX	XXX	XXX	XXX	XXX	XXX	XXX	0	0	0	0	0	0		
42. Credit A&H			XXX	XXX	XXX	XXX	XXX	XXX	XXX	XXX	XXX	0	0	0	0	0	0		
43. Disability income		(d)	XXX	XXX	XXX	XXX	XXX	XXX	XXX	XXX	XXX	0	0	0	(51)	1	409		
44. Long-term care		(d)	XXX	XXX	XXX	XXX	XXX	XXX	XXX	XXX	XXX	0	0	0	0	0	0		
45. Other health		(d)	XXX	XXX	XXX	XXX	XXX	XXX	XXX	XXX	XXX	4	1,092	(9)	(4,309)	56	4,995		
46. Total Accident and Health			XXX	XXX	XXX	XXX	XXX	XXX	XXX	XXX	XXX	4	1,092	(9)	(4,360)	57	5,404		
47. TOTAL		7,992	2	7,992	0	0	0	0	2	7,992	0	4	1,092	(11)	(35,257)	98	1,791,260		

(a) Includes Group Credit Life Insurance Loans less than or equal to 60 months at issue, prior year \$0 , current year \$0 Loans greater than 60 months at issue BUT NOT GREATER THAN 120 MONTHS prior year \$0 , current year \$0

(b) Corporate Owned Life Insurance/BOLI: 1) Number of policies:0 2) covering number of lives:0 3) face amount \$0

(c) Deposit-Type Contract Considerations NOT included in Total Premiums and Annuities Considerations: Individual: \$0 Group: \$0 Total: \$0

(d) For health business on indicated lines report: Number of persons insured under PPO managed care products0 and number of persons insured under indemnity only products0

(e) For health premiums written: amount of Medicare Title XVIII exempt from state taxes or fees \$0

(f) Certain Separate Account products are included in "Other" product categories in the table(s) above:

1. Individual Life - Other includes the following amounts related to Separate Account policies: Column 1) \$0 Column 7) \$0 Column 12) \$0

2. Group Life - Other includes the following amounts related to Separate Account policies: Column 1) \$0 Column 7) \$0 Column 12) \$0

3. Individual Annuities - Other includes the following amounts related to Separate Account policies: Column 1) \$0 Column 7) \$0 Column 12) \$0

4. Group Annuities - Other includes the following amounts related to Separate Account policies: Column 1) \$0 Column 7) \$0 Column 12) \$0



ANNUAL STATEMENT FOR THE YEAR 2023 OF THE United Transportation Union Insurance Association
LIFE INSURANCE (STATE PAGE)^(b)

NAIC Group Code 0000 BUSINESS IN THE STATE OF New Hampshire DURING THE YEAR 2023 NAIC Company Code 56413

Line of Business	1 Premiums and Annuities Considerations	2 Other Considerations	Dividends to Policyholders/Refunds to Members				7 Total (Col. 3+4+5+6)	8 Death and Annuity Benefits	Claims and Benefits Paid			
			3 Paid in Cash or Left on Deposit	4 Applied to Pay Renewal Premiums	5 Applied to Provide Paid-Up Additions or Shorten the Endowment or Premium-Paying Period	6 Other			9 Matured Endowments	10 Surrender Values and Withdrawals for Life Contracts	11 All Other Benefits	12 Total (Sum Columns 8 through 11)
Individual Life												
1. Industrial	0	0	0	0	0	0	0	0	0	0	0	0
2. Whole	0	0	0	0	0	0	0	0	0	0	0	0
3. Term	0	0	0	0	0	0	0	0	0	0	0	0
4. Indexed	0	0	0	0	0	0	0	0	0	0	0	0
5. Universal	0	0	0	0	0	0	0	0	0	0	0	0
6. Universal with secondary guarantees	0	0	0	0	0	0	0	0	0	0	0	0
7. Variable	0	0	0	0	0	0	0	0	0	0	0	0
8. Variable universal	0	0	0	0	0	0	0	0	0	0	0	0
9. Credit	0	0	0	0	0	0	0	0	0	0	0	0
10. Other	(f) 0	0	0	0	0	0	0	0	0	0	0	0
11. Total Individual Life	0	0	0	0	0	0	0	0	0	0	0	0
Group Life												
12. Whole	0	0	0	0	0	0	0	0	0	0	0	0
13. Term	0	0	0	0	0	0	0	0	0	0	0	0
14. Universal	0	0	0	0	0	0	0	0	0	0	0	0
15. Variable	0	0	0	0	0	0	0	0	0	0	0	0
16. Variable universal	0	0	0	0	0	0	0	0	0	0	0	0
17. Credit	0	0	0	0	0	0	0	0	0	0	0	0
18. Other	(f) 0	0	0	0	0	0	0	0	0	0	0	0
19. Total Group Life	0	0	0	0	0	0	0	0	0	0	0	0
Individual Annuities												
20. Fixed	0	0	0	0	0	0	0	0	0	0	0	0
21. Indexed	0	0	0	0	0	0	0	0	0	0	0	0
22. Variable with guarantees	0	0	0	0	0	0	0	0	0	0	0	0
23. Variable without guarantees	0	0	0	0	0	0	0	0	0	0	0	0
24. Life contingent payout	0	0	0	0	0	0	0	0	0	0	0	0
25. Other	(f) 0	0	0	0	0	0	0	0	0	0	0	0
26. Total Individual Annuities	0	0	0	0	0	0	0	0	0	0	0	0
Group Annuities												
27. Fixed	0	0	0	0	0	0	0	0	0	0	0	0
28. Indexed	0	0	0	0	0	0	0	0	0	0	0	0
29. Variable with guarantees	0	0	0	0	0	0	0	0	0	0	0	0
30. Variable without guarantees	0	0	0	0	0	0	0	0	0	0	0	0
31. Life contingent payout	0	0	0	0	0	0	0	0	0	0	0	0
32. Other	(f) 0	0	0	0	0	0	0	0	0	0	0	0
33. Total Group Annuities	0	0	0	0	0	0	0	0	0	0	0	0
Accident and Health												
34. Comprehensive individual	(d) 0	0	0	0	0	0	0	XXX	XXX	XXX	0	0
35. Comprehensive group	(d) 0	0	0	0	0	0	0	XXX	XXX	XXX	0	0
36. Medicare Supplement	(d) 0	0	0	0	0	0	0	XXX	XXX	XXX	0	0
37. Vision only	(d) 0	0	0	0	0	0	0	XXX	XXX	XXX	0	0
38. Dental only	(d) 0	0	0	0	0	0	0	XXX	XXX	XXX	0	0
39. Federal Employees Health Benefits Plan	(d) 0	0	0	0	0	0	0	XXX	XXX	XXX	0	0
40. Title XVIII Medicare	(d) 0 (e)	0	0	0	0	0	0	XXX	XXX	XXX	0	0
41. Title XIX Medicaid	(d) 0	0	0	0	0	0	0	XXX	XXX	XXX	0	0
42. Credit A&H	0	0	0	0	0	0	0	XXX	XXX	XXX	0	0
43. Disability income	(d) 0	0	0	0	0	0	0	XXX	XXX	XXX	0	0
44. Long-term care	(d) 0	0	0	0	0	0	0	XXX	XXX	XXX	0	0
45. Other health	(d) 0	0	0	0	0	0	0	XXX	XXX	XXX	0	0
46. Total Accident and Health	0	0	0	0	0	0	0	XXX	XXX	XXX	0	0
47. Total	0 (c)	0	0	0	0	0	0	0	0	0	0	0

ANNUAL STATEMENT FOR THE YEAR 2023 OF THE United Transportation Union Insurance Association

LIFE INSURANCE (STATE PAGE) (Continued)^(b)

NAIC Group Code		0000		BUSINESS IN THE STATE OF		New Hampshire		DURING THE YEAR		2023		NAIC Company Code		56413					
Line of Business		Direct Death Benefits, Matured Endowments Incurred and Annuity Benefits										22		Policy Exhibit					
		13		Claims Settled During Current Year										Issued During Year		Other Changes to In Force (Net)		In Force December 31, Current Year (b)	
				Totals Paid		Reduction by Compromise		Amount Rejected		Total Settled During Current Year									
				14 Number of Pols/ Certs	15 Amount	16 Number of Pols/ Certs	17 Amount	18 Number of Pols/ Certs	19 Amount	20 Number of Pols/ Certs	21 Amount	Unpaid December 31, Current Year	23 Number of Pols/ Certs						
Individual Life		0	0	0	0	0	0	0	0	0	0	0	0	0	0	0			
1. Industrial		0	0	0	0	0	0	0	0	0	0	0	0	0	0	0			
2. Whole		0	0	0	0	0	0	0	0	0	0	0	0	0	0	0			
3. Term		0	0	0	0	0	0	0	0	0	0	0	0	0	0	0			
4. Indexed		0	0	0	0	0	0	0	0	0	0	0	0	0	0	0			
5. Universal		0	0	0	0	0	0	0	0	0	0	0	0	0	0	0			
6. Universal with secondary guarantees		0	0	0	0	0	0	0	0	0	0	0	0	0	0	0			
7. Variable		0	0	0	0	0	0	0	0	0	0	0	0	0	0	0			
8. Variable universal		0	0	0	0	0	0	0	0	0	0	0	0	0	0	0			
9. Credit		0	0	0	0	0	0	0	0	0	0	0	0	0	0	0			
10. Other		0	0	0	0	0	0	0	0	0	0	0	0	0	0	0			
11. Total Individual Life		0	0	0	0	0	0	0	0	0	0	0	0	0	0	0			
Group Life		0	0	0	0	0	0	0	0	0	0	0	0	0	0	0			
12. Whole		0	0	0	0	0	0	0	0	0	0	0	0	0	0	0			
13. Term		0	0	0	0	0	0	0	0	0	0	0	0	0	0	0			
14. Universal		0	0	0	0	0	0	0	0	0	0	0	0	0	0	0			
15. Variable		0	0	0	0	0	0	0	0	0	0	0	0	0	0	0			
16. Variable universal		0	0	0	0	0	0	0	0	0	0	0	0	0	0	0			
17. Credit		0	0	0	0	0	0	0	0	0	0	0	0	0	0	0			
18. Other		0	0	0	0	0	0	0	0	0	0	0	0	0	0	0 (a)			
19. Total Group Life		0	0	0	0	0	0	0	0	0	0	0	0	0	0	0			
Individual Annuities		0	0	0	0	0	0	0	0	0	0	0	0	0	0	0			
20. Fixed		0	0	0	0	0	0	0	0	0	0	0	0	0	0	0			
21. Indexed		0	0	0	0	0	0	0	0	0	0	0	0	0	0	0			
22. Variable with guarantees		0	0	0	0	0	0	0	0	0	0	0	0	0	0	0			
23. Variable without guarantees		0	0	0	0	0	0	0	0	0	0	0	0	0	0	0			
24. Life contingent payout		0	0	0	0	0	0	0	0	0	0	0	0	0	0	0			
25. Other		0	0	0	0	0	0	0	0	0	0	0	0	0	0	0			
26. Total Individual Annuities		0	0	0	0	0	0	0	0	0	0	0	0	0	0	0			
Group Annuities		0	0	0	0	0	0	0	0	0	0	0	0	0	0	0			
27. Fixed		0	0	0	0	0	0	0	0	0	0	0	0	0	0	0			
28. Indexed		0	0	0	0	0	0	0	0	0	0	0	0	0	0	0			
29. Variable with guarantees		0	0	0	0	0	0	0	0	0	0	0	0	0	0	0			
30. Variable without guarantees		0	0	0	0	0	0	0	0	0	0	0	0	0	0	0			
31. Life contingent payout		0	0	0	0	0	0	0	0	0	0	0	0	0	0	0			
32. Other		0	0	0	0	0	0	0	0	0	0	0	0	0	0	0			
33. Total Group Annuities		0	0	0	0	0	0	0	0	0	0	0	0	0	0	0			
Accident and Health																			
34. Comprehensive individual		(d) XXX	XXX	XXX	XXX	XXX	XXX	XXX	XXX	XXX	XXX	0	0	0	0	0			
35. Comprehensive group		(d) XXX	XXX	XXX	XXX	XXX	XXX	XXX	XXX	XXX	XXX	0	0	0	0	0			
36. Medicare Supplement		(d) XXX	XXX	XXX	XXX	XXX	XXX	XXX	XXX	XXX	XXX	0	0	0	0	0			
37. Vision only		(d) XXX	XXX	XXX	XXX	XXX	XXX	XXX	XXX	XXX	XXX	0	0	0	0	0			
38. Dental only		(d) XXX	XXX	XXX	XXX	XXX	XXX	XXX	XXX	XXX	XXX	0	0	0	0	0			
39. Federal Employees Health Benefits Plan		(d) XXX	XXX	XXX	XXX	XXX	XXX	XXX	XXX	XXX	XXX	0	0	0	0	0			
40. Title XVIII Medicare		(d) XXX	XXX	XXX	XXX	XXX	XXX	XXX	XXX	XXX	XXX	0	0	0	0	0			
41. Title XIX Medicaid		(d) XXX	XXX	XXX	XXX	XXX	XXX	XXX	XXX	XXX	XXX	0	0	0	0	0			
42. Credit A&H		XXX	XXX	XXX	XXX	XXX	XXX	XXX	XXX	XXX	XXX	0	0	0	0	0			
43. Disability income		(d) XXX	XXX	XXX	XXX	XXX	XXX	XXX	XXX	XXX	XXX	0	0	0	0	0			
44. Long-term care		(d) XXX	XXX	XXX	XXX	XXX	XXX	XXX	XXX	XXX	XXX	0	0	0	0	0			
45. Other health		(d) XXX	XXX	XXX	XXX	XXX	XXX	XXX	XXX	XXX	XXX	0	0	0	0	0			
46. Total Accident and Health		XXX	XXX	XXX	XXX	XXX	XXX	XXX	XXX	XXX	XXX	0	0	0	0	0			
47. TOTAL		0	0	0	0	0	0	0	0	0	0	0	0	0	0	0			

(a) Includes Group Credit Life Insurance Loans less than or equal to 60 months at issue, prior year \$0 , current year \$0 Loans greater than 60 months at issue BUT NOT GREATER THAN 120 MONTHS prior year \$0 , current year \$0

(b) Corporate Owned Life Insurance/BOLI: 1) Number of policies:0 2) covering number of lives:0 3) face amount \$0

(c) Deposit-Type Contract Considerations NOT included in Total Premiums and Annuities Considerations: Individual: \$0 Group: \$0 Total: \$0

(d) For health business on indicated lines report: Number of persons insured under PPO managed care products0 and number of persons insured under indemnity only products0

(e) For health premiums written: amount of Medicare Title XVIII exempt from state taxes or fees \$0

(f) Certain Separate Account products are included in "Other" product categories in the table(s) above:

1. Individual Life - Other includes the following amounts related to Separate Account policies: Column 1) \$0 Column 7) \$0 Column 12) \$0

2. Group Life - Other includes the following amounts related to Separate Account policies: Column 1) \$0 Column 7) \$0 Column 12) \$0

3. Individual Annuities - Other includes the following amounts related to Separate Account policies: Column 1) \$0 Column 7) \$0 Column 12) \$0

4. Group Annuities - Other includes the following amounts related to Separate Account policies: Column 1) \$0 Column 7) \$0 Column 12) \$0



ANNUAL STATEMENT FOR THE YEAR 2023 OF THE United Transportation Union Insurance Association
LIFE INSURANCE (STATE PAGE)^(b)

NAIC Group Code 0000 BUSINESS IN THE STATE OF New Jersey DURING THE YEAR 2023 NAIC Company Code 56413

Line of Business	1 Premiums and Annuities Considerations	2 Other Considerations	Dividends to Policyholders/Refunds to Members				7 Total (Col. 3+4+5+6)	8 Death and Annuity Benefits	Claims and Benefits Paid			
			3 Paid in Cash or Left on Deposit	4 Applied to Pay Renewal Premiums	5 Applied to Provide Paid-Up Additions or Shorten the Endowment or Premium-Paying Period	6 Other			9 Matured Endowments	10 Surrender Values and Withdrawals for Life Contracts	11 All Other Benefits	12 Total (Sum Columns 8 through 11)
Individual Life												
1. Industrial	0	0	0	0	0	0	0	0	0	0	0	0
2. Whole	52,468	0	256	0	0	0	256	31,483	0	0	0	31,483
3. Term	56,676	0	0	0	0	0	0	0	0	0	0	0
4. Indexed	0	0	0	0	0	0	0	0	0	0	0	0
5. Universal	7,264	0	0	0	0	0	0	0	0	0	435	435
6. Universal with secondary guarantees	0	0	0	0	0	0	0	0	0	0	0	0
7. Variable	0	0	0	0	0	0	0	0	0	0	0	0
8. Variable universal	0	0	0	0	0	0	0	0	0	0	0	0
9. Credit	0	0	0	0	0	0	0	0	0	0	0	0
10. Other	(f) 0	0	0	0	0	0	0	0	0	0	0	0
11. Total Individual Life	116,408	0	256	0	0	0	256	31,483	0	0	435	31,918
Group Life												
12. Whole	0	0	0	0	0	0	0	0	0	0	0	0
13. Term	0	0	0	0	0	0	0	0	0	0	0	0
14. Universal	0	0	0	0	0	0	0	0	0	0	0	0
15. Variable	0	0	0	0	0	0	0	0	0	0	0	0
16. Variable universal	0	0	0	0	0	0	0	0	0	0	0	0
17. Credit	0	0	0	0	0	0	0	0	0	0	0	0
18. Other	(f) 0	0	0	0	0	0	0	0	0	0	0	0
19. Total Group Life	0	0	0	0	0	0	0	0	0	0	0	0
Individual Annuities												
20. Fixed	116,637	0	0	0	0	0	0	170,953	0	0	0	170,953
21. Indexed	0	0	0	0	0	0	0	0	0	0	0	0
22. Variable with guarantees	0	0	0	0	0	0	0	0	0	0	0	0
23. Variable without guarantees	0	0	0	0	0	0	0	0	0	0	0	0
24. Life contingent payout	0	0	0	0	0	0	0	0	0	0	0	0
25. Other	(f) 0	0	0	0	0	0	0	0	0	0	23,555	23,555
26. Total Individual Annuities	116,637	0	0	0	0	0	0	170,953	0	0	23,555	194,507
Group Annuities												
27. Fixed	0	0	0	0	0	0	0	0	0	0	0	0
28. Indexed	0	0	0	0	0	0	0	0	0	0	0	0
29. Variable with guarantees	0	0	0	0	0	0	0	0	0	0	0	0
30. Variable without guarantees	0	0	0	0	0	0	0	0	0	0	0	0
31. Life contingent payout	0	0	0	0	0	0	0	0	0	0	0	0
32. Other	(f) 0	0	0	0	0	0	0	0	0	0	0	0
33. Total Group Annuities	0	0	0	0	0	0	0	0	0	0	0	0
Accident and Health												
34. Comprehensive individual	(d) 0	0	0	0	0	0	0	XXX	XXX	XXX	0	0
35. Comprehensive group	(d) 0	0	0	0	0	0	0	XXX	XXX	XXX	0	0
36. Medicare Supplement	(d) 0	0	0	0	0	0	0	XXX	XXX	XXX	0	0
37. Vision only	(d) 0	0	0	0	0	0	0	XXX	XXX	XXX	0	0
38. Dental only	(d) 0	0	0	0	0	0	0	XXX	XXX	XXX	0	0
39. Federal Employees Health Benefits Plan	(d) 0	0	0	0	0	0	0	XXX	XXX	XXX	0	0
40. Title XVIII Medicare	(d) 0 (e) 0	0	0	0	0	0	0	XXX	XXX	XXX	0	0
41. Title XIX Medicaid	(d) 0	0	0	0	0	0	0	XXX	XXX	XXX	0	0
42. Credit A&H	0	0	0	0	0	0	0	XXX	XXX	XXX	0	0
43. Disability income	(d) 94,400	0	0	0	0	0	0	XXX	XXX	XXX	31,525	31,525
44. Long-term care	(d) 0	0	0	0	0	0	0	XXX	XXX	XXX	0	0
45. Other health	(d) 75,831	0	0	0	0	0	0	XXX	XXX	XXX	4,706	4,706
46. Total Accident and Health	170,231	0	0	0	0	0	0	XXX	XXX	XXX	36,232	36,232
47. Total	403,276 (c)	0	256	0	0	0	256	202,436	0	0	60,221	262,657

ANNUAL STATEMENT FOR THE YEAR 2023 OF THE United Transportation Union Insurance Association

LIFE INSURANCE (STATE PAGE) (Continued)^(b)

NAIC Group Code		0000		BUSINESS IN THE STATE OF		New Jersey		DURING THE YEAR		2023		NAIC Company Code		56413			
Line of Business		13 Incurred During Current Year	Direct Death Benefits, Matured Endowments Incurred and Annuity Benefits								22 Unpaid December 31, Current Year	Policy Exhibit					
			Claims Settled During Current Year				Total Settled During Current Year					Issued During Year		Other Changes to In Force (Net)		In Force December 31, Current Year (b)	
			Totals Paid		Reduction by Compromise		Amount Rejected					23	24	25	26	27	28
			14 Number of Pols/ Certs	15 Amount	16 Number of Pols/ Certs	17 Amount	18 Number of Pols/ Certs	19 Amount	20 Number of Pols/ Certs	21 Amount		Number of Pols/ Certs	Amount	Number of Pols/ Certs	Amount	Number of Pols/ Certs	Amount
Individual Life																	
1. Industrial		0	0	0	0	0	0	0	0	0	0	0	0	0	0		
2. Whole		10,876	5	31,483	0	0	0	0	5	31,483	0	0	(17)	(524,435)	112	2,602,571	
3. Term		0	0	0	0	0	0	0	0	0	0	2	550,000	(3)	(525,000)	73	10,210,465
4. Indexed		0	0	0	0	0	0	0	0	0	0	0	0	0	0	0	
5. Universal		0	0	0	0	0	0	0	0	0	0	0	(1)	(32,327)	22	445,628	
6. Universal with secondary guarantees		0	0	0	0	0	0	0	0	0	0	0	0	0	0	0	
7. Variable		0	0	0	0	0	0	0	0	0	0	0	0	0	0	0	
8. Variable universal		0	0	0	0	0	0	0	0	0	0	0	0	0	0	0	
9. Credit		0	0	0	0	0	0	0	0	0	0	0	0	0	0	0	
10. Other		(f) 0	0	0	0	0	0	0	0	0	0	0	0	0	0	0	
11. Total Individual Life		10,876	5	31,483	0	0	0	0	5	31,483	0	2	550,000	(21)	(1,081,762)	207	13,258,664
Group Life																	
12. Whole		0	0	0	0	0	0	0	0	0	0	0	0	0	0	0	
13. Term		0	0	0	0	0	0	0	0	0	0	0	0	0	0	0	
14. Universal		0	0	0	0	0	0	0	0	0	0	0	0	0	0	0	
15. Variable		0	0	0	0	0	0	0	0	0	0	0	0	0	0	0	
16. Variable universal		0	0	0	0	0	0	0	0	0	0	0	0	0	0	0	
17. Credit		0	0	0	0	0	0	0	0	0	0	0	0	0	0	0	
18. Other		(f) 0	0	0	0	0	0	0	0	0	0	0	0	0	0	0 (a)	
19. Total Group Life		0	0	0	0	0	0	0	0	0	0	0	0	0	0	0	
Individual Annuities																	
20. Fixed		170,953	15	170,953	0	0	0	15	170,953	0	1	101,035	(4)	(111,644)	66	1,028,329	
21. Indexed		0	0	0	0	0	0	0	0	0	0	0	0	0	0	0	
22. Variable with guarantees		0	0	0	0	0	0	0	0	0	0	0	0	0	0	0	
23. Variable without guarantees		0	0	0	0	0	0	0	0	0	0	0	0	0	0	0	
24. Life contingent payout		0	0	0	0	0	0	0	0	0	0	0	0	0	0	0	
25. Other		(f) 23,555	36	23,555	0	0	0	36	23,555	0	0	0	0	(18,342)	3	91,445	
26. Total Individual Annuities		194,508	51	194,508	0	0	0	51	194,508	0	1	101,035	(4)	(129,986)	69	1,119,774	
Group Annuities																	
27. Fixed		0	0	0	0	0	0	0	0	0	0	0	0	0	0	0	
28. Indexed		0	0	0	0	0	0	0	0	0	0	0	0	0	0	0	
29. Variable with guarantees		0	0	0	0	0	0	0	0	0	0	0	0	0	0	0	
30. Variable without guarantees		0	0	0	0	0	0	0	0	0	0	0	0	0	0	0	
31. Life contingent payout		0	0	0	0	0	0	0	0	0	0	0	0	0	0	0	
32. Other		(f) 0	0	0	0	0	0	0	0	0	0	0	0	0	0	0	
33. Total Group Annuities		0	0	0	0	0	0	0	0	0	0	0	0	0	0	0	
Accident and Health																	
34. Comprehensive individual		(d) XXX	XXX	XXX	XXX	XXX	XXX	XXX	XXX	XXX	0	0	0	0	0	0	
35. Comprehensive group		(d) XXX	XXX	XXX	XXX	XXX	XXX	XXX	XXX	XXX	0	0	0	0	0	0	
36. Medicare Supplement		(d) XXX	XXX	XXX	XXX	XXX	XXX	XXX	XXX	XXX	0	0	0	0	0	0	
37. Vision only		(d) XXX	XXX	XXX	XXX	XXX	XXX	XXX	XXX	XXX	0	0	0	0	0	0	
38. Dental only		(d) XXX	XXX	XXX	XXX	XXX	XXX	XXX	XXX	XXX	0	0	0	0	0	0	
39. Federal Employees Health Benefits Plan		(d) XXX	XXX	XXX	XXX	XXX	XXX	XXX	XXX	XXX	0	0	0	0	0	0	
40. Title XVIII Medicare		(d) XXX	XXX	XXX	XXX	XXX	XXX	XXX	XXX	XXX	0	0	0	0	0	0	
41. Title XIX Medicaid		(d) XXX	XXX	XXX	XXX	XXX	XXX	XXX	XXX	XXX	0	0	0	0	0	0	
42. Credit A&H		XXX	XXX	XXX	XXX	XXX	XXX	XXX	XXX	XXX	0	0	0	0	0	0	
43. Disability income		(d) XXX	XXX	XXX	XXX	XXX	XXX	XXX	XXX	XXX	0	(10)	(6,592)	191	67,245	0	
44. Long-term care		(d) XXX	XXX	XXX	XXX	XXX	XXX	XXX	XXX	XXX	0	0	0	0	0	0	
45. Other health		(d) XXX	XXX	XXX	XXX	XXX	XXX	XXX	XXX	XXX	39	9,270	(61)	(37,629)	435	82,035	
46. Total Accident and Health		XXX	XXX	XXX	XXX	XXX	XXX	XXX	XXX	XXX	39	9,270	(71)	(44,221)	626	149,280	
47. TOTAL			205,384	56	225,991	0	0	0	56	225,991	0	42	660,305	(96)	(1,255,969)	902	14,527,718

(a) Includes Group Credit Life Insurance Loans less than or equal to 60 months at issue, prior year \$ 0 , current year \$ 0 Loans greater than 60 months at issue BUT NOT GREATER THAN 120 MONTHS prior year \$ 0 , current year \$ 0

(b) Corporate Owned Life Insurance/BOLI: 1) Number of policies: 0 2) covering number of lives: 0 3) face amount \$ 0

(c) Deposit-Type Contract Considerations NOT included in Total Premiums and Annuities Considerations: Individual: \$ 0 Group: \$ 0 Total: \$ 0

(d) For health business on indicated lines report: Number of persons insured under PPO managed care products 0 and number of persons insured under indemnity only products 0

(e) For health premiums written: amount of Medicare Title XVIII exempt from state taxes or fees \$ 0

(f) Certain Separate Account products are included in "Other" product categories in the table(s) above:

1. Individual Life - Other includes the following amounts related to Separate Account policies:

Column 1) \$ 0 Column 7) \$ 0 Column 12) \$ 0

2. Group Life - Other includes the following amounts related to Separate Account policies:

Column 1) \$ 0 Column 7) \$ 0 Column 12) \$ 0

3. Individual Annuities - Other includes the following amounts related to Separate Account policies:

Column 1) \$ 0 Column 7) \$ 0 Column 12) \$ 0

4. Group Annuities - Other includes the following amounts related to Separate Account policies:

Column 1) \$ 0 Column 7) \$ 0 Column 12) \$ 0



ANNUAL STATEMENT FOR THE YEAR 2023 OF THE United Transportation Union Insurance Association
LIFE INSURANCE (STATE PAGE)^(b)

NAIC Group Code 0000 BUSINESS IN THE STATE OF New Mexico DURING THE YEAR 2023 NAIC Company Code 56413

Line of Business	1 Premiums and Annuities Considerations	2 Other Considerations	Dividends to Policyholders/Refunds to Members				7 Total (Col. 3+4+5+6)	8 Death and Annuity Benefits	Claims and Benefits Paid			
			3 Paid in Cash or Left on Deposit	4 Applied to Pay Renewal Premiums	5 Applied to Provide Paid-Up Additions or Shorten the Endowment or Premium-Paying Period	6 Other			9 Matured Endowments	10 Surrender Values and Withdrawals for Life Contracts	11 All Other Benefits	12 Total (Sum Columns 8 through 11)
Individual Life												
1. Industrial	0	0	0	0	0	0	0	0	0	0	0	0
2. Whole	8,971	0	0	0	0	0	0	0	0	0	169	169
3. Term	8,781	0	0	0	0	0	0	0	0	0	0	0
4. Indexed	0	0	0	0	0	0	0	0	0	0	0	0
5. Universal	465	0	0	0	0	0	0	0	0	0	0	0
6. Universal with secondary guarantees	0	0	0	0	0	0	0	0	0	0	0	0
7. Variable	0	0	0	0	0	0	0	0	0	0	0	0
8. Variable universal	0	0	0	0	0	0	0	0	0	0	0	0
9. Credit	0	0	0	0	0	0	0	0	0	0	0	0
10. Other	(f) 0	0	0	0	0	0	0	0	0	0	0	0
11. Total Individual Life	18,217	0	0	0	0	0	0	0	0	0	169	169
Group Life												
12. Whole	0	0	0	0	0	0	0	0	0	0	0	0
13. Term	0	0	0	0	0	0	0	0	0	0	0	0
14. Universal	0	0	0	0	0	0	0	0	0	0	0	0
15. Variable	0	0	0	0	0	0	0	0	0	0	0	0
16. Variable universal	0	0	0	0	0	0	0	0	0	0	0	0
17. Credit	0	0	0	0	0	0	0	0	0	0	0	0
18. Other	(f) 0	0	0	0	0	0	0	0	0	0	0	0
19. Total Group Life	0	0	0	0	0	0	0	0	0	0	0	0
Individual Annuities												
20. Fixed	0	0	0	0	0	0	0	13,387	0	0	0	13,387
21. Indexed	0	0	0	0	0	0	0	0	0	0	0	0
22. Variable with guarantees	0	0	0	0	0	0	0	0	0	0	0	0
23. Variable without guarantees	0	0	0	0	0	0	0	0	0	0	0	0
24. Life contingent payout	0	0	0	0	0	0	0	0	0	0	0	0
25. Other	(f) 0	0	0	0	0	0	0	0	0	0	0	0
26. Total Individual Annuities	0	0	0	0	0	0	0	13,387	0	0	0	13,387
Group Annuities												
27. Fixed	0	0	0	0	0	0	0	0	0	0	0	0
28. Indexed	0	0	0	0	0	0	0	0	0	0	0	0
29. Variable with guarantees	0	0	0	0	0	0	0	0	0	0	0	0
30. Variable without guarantees	0	0	0	0	0	0	0	0	0	0	0	0
31. Life contingent payout	0	0	0	0	0	0	0	0	0	0	0	0
32. Other	(f) 0	0	0	0	0	0	0	0	0	0	0	0
33. Total Group Annuities	0	0	0	0	0	0	0	0	0	0	0	0
Accident and Health												
34. Comprehensive individual	(d) 0	0	0	0	0	0	0	XXX	XXX	XXX	0	0
35. Comprehensive group	(d) 0	0	0	0	0	0	0	XXX	XXX	XXX	0	0
36. Medicare Supplement	(d) 0	0	0	0	0	0	0	XXX	XXX	XXX	0	0
37. Vision only	(d) 0	0	0	0	0	0	0	XXX	XXX	XXX	0	0
38. Dental only	(d) 0	0	0	0	0	0	0	XXX	XXX	XXX	0	0
39. Federal Employees Health Benefits Plan	(d) 0	0	0	0	0	0	0	XXX	XXX	XXX	0	0
40. Title XVIII Medicare	(d) 0 (e) 0	0	0	0	0	0	0	XXX	XXX	XXX	0	0
41. Title XIX Medicaid	(d) 0	0	0	0	0	0	0	XXX	XXX	XXX	0	0
42. Credit A&H	0	0	0	0	0	0	0	XXX	XXX	XXX	0	0
43. Disability income	(d) 8,264	0	0	0	0	0	0	XXX	XXX	XXX	0	0
44. Long-term care	(d) 0	0	0	0	0	0	0	XXX	XXX	XXX	0	0
45. Other health	(d) 8,067	0	0	0	0	0	0	XXX	XXX	XXX	0	0
46. Total Accident and Health	16,331	0	0	0	0	0	0	XXX	XXX	XXX	0	0
47. Total	34,548 (c)	0	0	0	0	0	0	13,387	0	0	169	13,556

ANNUAL STATEMENT FOR THE YEAR 2023 OF THE United Transportation Union Insurance Association

LIFE INSURANCE (STATE PAGE) (Continued)^(b)

NAIC Group Code		0000		BUSINESS IN THE STATE OF				New Mexico		DURING THE YEAR				2023		NAIC Company Code		56413	
Line of Business		13 Incurred During Current Year	Direct Death Benefits, Matured Endowments Incurred and Annuity Benefits								22 Unpaid December 31, Current Year	Issued During Year		Other Changes to In Force (Net)		In Force December 31, Current Year (b)			
			Totals Paid		Reduction by Compromise		Amount Rejected		Total Settled During Current Year			23 Number of Pols/ Certs	24 Amount	25 Number of Pols/ Certs	26 Amount	27 Number of Pols/ Certs	28 Amount		
			14 Number of Pols/ Certs	15 Amount	16 Number of Pols/ Certs	17 Amount	18 Number of Pols/ Certs	19 Amount	20 Number of Pols/ Certs	21 Amount									
Individual Life																			
1. Industrial		0	0	0	0	0	0	0	0	0	0	0	0	0	0	0	0		
2. Whole		0	0	0	0	0	0	0	0	0	0	0	0	0	0	32	1,199,765		
3. Term		0	0	0	0	0	0	0	0	0	0	0	0	(1)	(500,000)	15	1,654,725		
4. Indexed		0	0	0	0	0	0	0	0	0	0	0	0	0	0	0	0		
5. Universal		0	0	0	0	0	0	0	0	0	0	0	0	0	0	1	25,000		
6. Universal with secondary guarantees		0	0	0	0	0	0	0	0	0	0	0	0	0	0	0	0		
7. Variable		0	0	0	0	0	0	0	0	0	0	0	0	0	0	0	0		
8. Variable universal		0	0	0	0	0	0	0	0	0	0	0	0	0	0	0	0		
9. Credit		0	0	0	0	0	0	0	0	0	0	0	0	0	0	0	0		
10. Other (f)		0	0	0	0	0	0	0	0	0	0	0	0	0	0	0	0		
11. Total Individual Life		0	0	0	0	0	0	0	0	0	0	0	0	(1)	(500,000)	48	2,879,490		
Group Life																			
12. Whole		0	0	0	0	0	0	0	0	0	0	0	0	0	0	0	0		
13. Term		0	0	0	0	0	0	0	0	0	0	0	0	0	0	0	0		
14. Universal		0	0	0	0	0	0	0	0	0	0	0	0	0	0	0	0		
15. Variable		0	0	0	0	0	0	0	0	0	0	0	0	0	0	0	0		
16. Variable universal		0	0	0	0	0	0	0	0	0	0	0	0	0	0	0	0		
17. Credit		0	0	0	0	0	0	0	0	0	0	0	0	0	0	0	0		
18. Other (f)		0	0	0	0	0	0	0	0	0	0	0	0	0	0	0	0 (a)		
19. Total Group Life		0	0	0	0	0	0	0	0	0	0	0	0	0	0	0	0		
Individual Annuities																			
20. Fixed		13,387	5	13,387	0	0	0	0	5	13,387	0	0	0	0	148	11	354,088		
21. Indexed		0	0	0	0	0	0	0	0	0	0	0	0	0	0	0	0		
22. Variable with guarantees		0	0	0	0	0	0	0	0	0	0	0	0	0	0	0	0		
23. Variable without guarantees		0	0	0	0	0	0	0	0	0	0	0	0	0	0	0	0		
24. Life contingent payout		0	0	0	0	0	0	0	0	0	0	0	0	0	0	0	0		
25. Other (f)		0	0	0	0	0	0	0	0	0	0	0	0	0	0	0	0		
26. Total Individual Annuities		13,387	5	13,387	0	0	0	0	5	13,387	0	0	0	0	148	11	354,088		
Group Annuities																			
27. Fixed		0	0	0	0	0	0	0	0	0	0	0	0	0	0	0	0		
28. Indexed		0	0	0	0	0	0	0	0	0	0	0	0	0	0	0	0		
29. Variable with guarantees		0	0	0	0	0	0	0	0	0	0	0	0	0	0	0	0		
30. Variable without guarantees		0	0	0	0	0	0	0	0	0	0	0	0	0	0	0	0		
31. Life contingent payout		0	0	0	0	0	0	0	0	0	0	0	0	0	0	0	0		
32. Other (f)		0	0	0	0	0	0	0	0	0	0	0	0	0	0	0	0		
33. Total Group Annuities		0	0	0	0	0	0	0	0	0	0	0	0	0	0	0	0		
Accident and Health																			
34. Comprehensive individual (d)		XXX	XXX	XXX	XXX	XXX	XXX	XXX	XXX	XXX	XXX	0	0	0	0	0	0		
35. Comprehensive group (d)		XXX	XXX	XXX	XXX	XXX	XXX	XXX	XXX	XXX	XXX	0	0	0	0	0	0		
36. Medicare Supplement (d)		XXX	XXX	XXX	XXX	XXX	XXX	XXX	XXX	XXX	XXX	0	0	0	0	0	0		
37. Vision only (d)		XXX	XXX	XXX	XXX	XXX	XXX	XXX	XXX	XXX	XXX	0	0	0	0	0	0		
38. Dental only (d)		XXX	XXX	XXX	XXX	XXX	XXX	XXX	XXX	XXX	XXX	0	0	0	0	0	0		
39. Federal Employees Health Benefits Plan (d)		XXX	XXX	XXX	XXX	XXX	XXX	XXX	XXX	XXX	XXX	0	0	0	0	0	0		
40. Title XVIII Medicare (d)		XXX	XXX	XXX	XXX	XXX	XXX	XXX	XXX	XXX	XXX	0	0	0	0	0	0		
41. Title XIX Medicaid (d)		XXX	XXX	XXX	XXX	XXX	XXX	XXX	XXX	XXX	XXX	0	0	0	0	0	0		
42. Credit A&H		XXX	XXX	XXX	XXX	XXX	XXX	XXX	XXX	XXX	XXX	0	0	0	0	0	0		
43. Disability income (d)		XXX	XXX	XXX	XXX	XXX	XXX	XXX	XXX	XXX	XXX	0	0	0	(203)	3	1,638		
44. Long-term care (d)		XXX	XXX	XXX	XXX	XXX	XXX	XXX	XXX	XXX	XXX	0	0	0	0	0	0		
45. Other health (d)		XXX	XXX	XXX	XXX	XXX	XXX	XXX	XXX	XXX	XXX	25	4,554	(17)	(8,205)	126	12,284		
46. Total Accident and Health		XXX	XXX	XXX	XXX	XXX	XXX	XXX	XXX	XXX	XXX	25	4,554	(17)	(8,408)	129	13,922		
47. TOTAL		13,387	5	13,387	0	0	0	0	5	13,387	0	25	4,554	(18)	(508,260)	188	3,247,500		

(a) Includes Group Credit Life Insurance Loans less than or equal to 60 months at issue, prior year \$ 0 , current year \$ 0 Loans greater than 60 months at issue BUT NOT GREATER THAN 120 MONTHS prior year \$ 0 , current year \$ 0

(b) Corporate Owned Life Insurance/BOLI: 1) Number of policies: 0 2) covering number of lives: 0 3) face amount \$ 0

(c) Deposit-Type Contract Considerations NOT included in Total Premiums and Annuities Considerations: Individual: \$ 0 Group: \$ 0 Total: \$ 0

(d) For health business on indicated lines report: Number of persons insured under PPO managed care products 0 and number of persons insured under indemnity only products 0

(e) For health premiums written: amount of Medicare Title XVIII exempt from state taxes or fees \$ 0

(f) Certain Separate Account products are included in "Other" product categories in the table(s) above:

1. Individual Life - Other includes the following amounts related to Separate Account policies: Column 1) \$ 0 Column 7) \$ 0 Column 12) \$ 0

2. Group Life - Other includes the following amounts related to Separate Account policies: Column 1) \$ 0 Column 7) \$ 0 Column 12) \$ 0

3. Individual Annuities - Other includes the following amounts related to Separate Account policies: Column 1) \$ 0 Column 7) \$ 0 Column 12) \$ 0

4. Group Annuities - Other includes the following amounts related to Separate Account policies: Column 1) \$ 0 Column 7) \$ 0 Column 12) \$ 0



ANNUAL STATEMENT FOR THE YEAR 2023 OF THE United Transportation Union Insurance Association
LIFE INSURANCE (STATE PAGE)^(b)

NAIC Group Code 0000 BUSINESS IN THE STATE OF New York DURING THE YEAR 2023 NAIC Company Code 56413

Line of Business	1 Premiums and Annuities Considerations	2 Other Considerations	Dividends to Policyholders/Refunds to Members				7 Total (Col. 3+4+5+6)	8 Death and Annuity Benefits	Claims and Benefits Paid			
			3 Paid in Cash or Left on Deposit	4 Applied to Pay Renewal Premiums	5 Applied to Provide Paid-Up Additions or Shorten the Endowment or Premium-Paying Period	6 Other			9 Matured Endowments	10 Surrender Values and Withdrawals for Life Contracts	11 All Other Benefits	12 Total (Sum Columns 8 through 11)
Individual Life												
1. Industrial	0	0	0	0	0	0	0	0	0	0	0	0
2. Whole	64,021	0	84	0	0	0	84	32,334	5,090	0	3,454	40,878
3. Term	49,774	0	0	0	0	0	0	0	0	0	403	403
4. Indexed	0	0	0	0	0	0	0	0	0	0	0	0
5. Universal	16,900	0	0	0	0	0	0	25,126	0	0	1,316	26,442
6. Universal with secondary guarantees	0	0	0	0	0	0	0	0	0	0	0	0
7. Variable	0	0	0	0	0	0	0	0	0	0	0	0
8. Variable universal	0	0	0	0	0	0	0	0	0	0	0	0
9. Credit	0	0	0	0	0	0	0	0	0	0	0	0
10. Other	(f) 0	0	0	0	0	0	0	0	0	0	0	0
11. Total Individual Life	130,694	0	84	0	0	0	84	57,460	5,090	0	5,174	67,724
Group Life												
12. Whole	0	0	0	0	0	0	0	0	0	0	0	0
13. Term	0	0	0	0	0	0	0	0	0	0	0	0
14. Universal	0	0	0	0	0	0	0	0	0	0	0	0
15. Variable	0	0	0	0	0	0	0	0	0	0	0	0
16. Variable universal	0	0	0	0	0	0	0	0	0	0	0	0
17. Credit	0	0	0	0	0	0	0	0	0	0	0	0
18. Other	(f) 0	0	0	0	0	0	0	0	0	0	0	0
19. Total Group Life	0	0	0	0	0	0	0	0	0	0	0	0
Individual Annuities												
20. Fixed	142,138	0	0	0	0	0	0	340,342	0	0	0	340,342
21. Indexed	0	0	0	0	0	0	0	0	0	0	0	0
22. Variable with guarantees	0	0	0	0	0	0	0	0	0	0	0	0
23. Variable without guarantees	0	0	0	0	0	0	0	0	0	0	0	0
24. Life contingent payout	0	0	0	0	0	0	0	0	0	0	0	0
25. Other	(f) 0	0	0	0	0	0	0	0	0	0	13,439	13,439
26. Total Individual Annuities	142,138	0	0	0	0	0	0	340,342	0	0	13,439	353,780
Group Annuities												
27. Fixed	0	0	0	0	0	0	0	0	0	0	0	0
28. Indexed	0	0	0	0	0	0	0	0	0	0	0	0
29. Variable with guarantees	0	0	0	0	0	0	0	0	0	0	0	0
30. Variable without guarantees	0	0	0	0	0	0	0	0	0	0	0	0
31. Life contingent payout	0	0	0	0	0	0	0	0	0	0	0	0
32. Other	(f) 0	0	0	0	0	0	0	0	0	0	0	0
33. Total Group Annuities	0	0	0	0	0	0	0	0	0	0	0	0
Accident and Health												
34. Comprehensive individual	(d) 0	0	0	0	0	0	0	XXX	XXX	XXX	0	0
35. Comprehensive group	(d) 0	0	0	0	0	0	0	XXX	XXX	XXX	0	0
36. Medicare Supplement	(d) 0	0	0	0	0	0	0	XXX	XXX	XXX	0	0
37. Vision only	(d) 0	0	0	0	0	0	0	XXX	XXX	XXX	0	0
38. Dental only	(d) 0	0	0	0	0	0	0	XXX	XXX	XXX	0	0
39. Federal Employees Health Benefits Plan	(d) 0	0	0	0	0	0	0	XXX	XXX	XXX	0	0
40. Title XVIII Medicare	(d) 0 (e) 0	0	0	0	0	0	0	XXX	XXX	XXX	0	0
41. Title XIX Medicaid	(d) 0	0	0	0	0	0	0	XXX	XXX	XXX	0	0
42. Credit A&H	0	0	0	0	0	0	0	XXX	XXX	XXX	0	0
43. Disability income	(d) 32,580	0	0	0	0	0	0	XXX	XXX	XXX	0	0
44. Long-term care	(d) 0	0	0	0	0	0	0	XXX	XXX	XXX	0	0
45. Other health	(d) 22,861	0	0	0	0	0	0	XXX	XXX	XXX	317	317
46. Total Accident and Health	55,441	0	0	0	0	0	0	XXX	XXX	XXX	317	317
47. Total	328,273 (c)	0	84	0	0	0	84	397,802	5,090	0	18,929	421,820

ANNUAL STATEMENT FOR THE YEAR 2023 OF THE United Transportation Union Insurance Association

LIFE INSURANCE (STATE PAGE) (Continued)^(b)

NAIC Group Code	0000	BUSINESS IN THE STATE OF		New York		DURING THE YEAR					2023	NAIC Company Code		56413			
Line of Business	13 Incurred During Current Year	Direct Death Benefits, Matured Endowments Incurred and Annuity Benefits								22 Unpaid December 31, Current Year	Issued During Year		Other Changes to In Force (Net)		In Force December 31, Current Year (b)		
		Totals Paid		Reduction by Compromise		Amount Rejected		Total Settled During Current Year			23 Number of Pols/ Certs	24 Amount	25 Number of Pols/ Certs	26 Amount	27 Number of Pols/ Certs	28 Amount	
		14 Number of Pols/ Certs	15 Amount	16 Number of Pols/ Certs	17 Amount	18 Number of Pols/ Certs	19 Amount	20 Number of Pols/ Certs	21 Amount								
Individual Life																	
1. Industrial	0	0	0	0	0	0	0	0	0	0	0	0	0	0	0	0	
2. Whole	36,480	9	37,424	0	0	0	0	0	9	37,424	4,844	0	0	(13)	(72,279)	263	4,921,967
3. Term	0	0	0	0	0	0	0	0	0	0	0	1	1,000,000	(6)	(417,309)	74	7,553,528
4. Indexed	0	0	0	0	0	0	0	0	0	0	0	0	0	0	0	0	0
5. Universal	25,126	1	25,126	0	0	0	0	0	1	25,126	0	0	0	(2)	(57,164)	52	1,289,584
6. Universal with secondary guarantees	0	0	0	0	0	0	0	0	0	0	0	0	0	0	0	0	0
7. Variable	0	0	0	0	0	0	0	0	0	0	0	0	0	0	0	0	0
8. Variable universal	0	0	0	0	0	0	0	0	0	0	0	0	0	0	0	0	0
9. Credit	0	0	0	0	0	0	0	0	0	0	0	0	0	0	0	0	0
10. Other	(f) 0	0	0	0	0	0	0	0	0	0	0	0	0	0	0	0	0
11. Total Individual Life	61,606	10	62,550	0	0	0	0	0	10	62,550	4,844	1	1,000,000	(21)	(546,752)	389	13,765,079
Group Life																	
12. Whole	0	0	0	0	0	0	0	0	0	0	0	0	0	0	0	0	0
13. Term	0	0	0	0	0	0	0	0	0	0	0	0	0	0	0	0	0
14. Universal	0	0	0	0	0	0	0	0	0	0	0	0	0	0	0	0	0
15. Variable	0	0	0	0	0	0	0	0	0	0	0	0	0	0	0	0	0
16. Variable universal	0	0	0	0	0	0	0	0	0	0	0	0	0	0	0	0	0
17. Credit	0	0	0	0	0	0	0	0	0	0	0	0	0	0	0	0	0
18. Other	(f) 0	0	0	0	0	0	0	0	0	0	0	0	0	0	0	0	0 (a)
19. Total Group Life	0	0	0	0	0	0	0	0	0	0	0	0	0	0	0	0	0
Individual Annuities																	
20. Fixed	340,342	53	340,342	0	0	0	0	0	53	340,342	0	1	1,018	(7)	(58,091)	113	3,860,546
21. Indexed	0	0	0	0	0	0	0	0	0	0	0	0	0	0	0	0	0
22. Variable with guarantees	0	0	0	0	0	0	0	0	0	0	0	0	0	0	0	0	0
23. Variable without guarantees	0	0	0	0	0	0	0	0	0	0	0	0	0	0	0	0	0
24. Life contingent payout	0	0	0	0	0	0	0	0	0	0	0	0	0	0	0	0	0
25. Other	(f) 13,439	12	13,439	0	0	0	0	0	12	13,439	0	0	0	0	(11,399)	1	26,674
26. Total Individual Annuities	353,781	65	353,781	0	0	0	0	0	65	353,781	0	1	1,018	(7)	(69,490)	114	3,887,220
Group Annuities																	
27. Fixed	0	0	0	0	0	0	0	0	0	0	0	0	0	0	0	0	0
28. Indexed	0	0	0	0	0	0	0	0	0	0	0	0	0	0	0	0	0
29. Variable with guarantees	0	0	0	0	0	0	0	0	0	0	0	0	0	0	0	0	0
30. Variable without guarantees	0	0	0	0	0	0	0	0	0	0	0	0	0	0	0	0	0
31. Life contingent payout	0	0	0	0	0	0	0	0	0	0	0	0	0	0	0	0	0
32. Other	(f) 0	0	0	0	0	0	0	0	0	0	0	0	0	0	0	0	0
33. Total Group Annuities	0	0	0	0	0	0	0	0	0	0	0	0	0	0	0	0	0
Accident and Health																	
34. Comprehensive individual	(d) XXX	XXX	XXX	XXX	XXX	XXX	XXX	XXX	XXX	XXX	XXX	0	0	0	0	0	0
35. Comprehensive group	(d) XXX	XXX	XXX	XXX	XXX	XXX	XXX	XXX	XXX	XXX	XXX	0	0	0	0	0	0
36. Medicare Supplement	(d) XXX	XXX	XXX	XXX	XXX	XXX	XXX	XXX	XXX	XXX	XXX	0	0	0	0	0	0
37. Vision only	(d) XXX	XXX	XXX	XXX	XXX	XXX	XXX	XXX	XXX	XXX	XXX	0	0	0	0	0	0
38. Dental only	(d) XXX	XXX	XXX	XXX	XXX	XXX	XXX	XXX	XXX	XXX	XXX	0	0	0	0	0	0
39. Federal Employees Health Benefits Plan	(d) XXX	XXX	XXX	XXX	XXX	XXX	XXX	XXX	XXX	XXX	XXX	0	0	0	0	0	0
40. Title XVIII Medicare	(d) XXX	XXX	XXX	XXX	XXX	XXX	XXX	XXX	XXX	XXX	XXX	0	0	0	0	0	0
41. Title XIX Medicaid	(d) XXX	XXX	XXX	XXX	XXX	XXX	XXX	XXX	XXX	XXX	XXX	0	0	0	0	0	0
42. Credit A&H	XXX	XXX	XXX	XXX	XXX	XXX	XXX	XXX	XXX	XXX	XXX	0	0	0	0	0	0
43. Disability income	(d) XXX	XXX	XXX	XXX	XXX	XXX	XXX	XXX	XXX	XXX	XXX	0	0	(3)	(1,237)	28	9,781
44. Long-term care	(d) XXX	XXX	XXX	XXX	XXX	XXX	XXX	XXX	XXX	XXX	XXX	0	0	0	0	0	0
45. Other health	(d) XXX	XXX	XXX	XXX	XXX	XXX	XXX	XXX	XXX	XXX	XXX	72	12,696	(47)	(21,312)	434	46,229
46. Total Accident and Health	XXX	XXX	XXX	XXX	XXX	XXX	XXX	XXX	XXX	XXX	XXX	72	12,696	(50)	(22,549)	462	56,010
47. TOTAL	415,387	75	416,330	0	0	0	0	0	75	416,330	4,844	74	1,013,714	(78)	(638,791)	965	17,708,309

(a) Includes Group Credit Life Insurance Loans less than or equal to 60 months at issue, prior year \$ 0 , current year \$ 0 Loans greater than 60 months at issue BUT NOT GREATER THAN 120 MONTHS prior year \$ 0 , current year \$ 0

(b) Corporate Owned Life Insurance/BOLI: 1) Number of policies: 0 2) covering number of lives: 0 3) face amount \$ 0

(c) Deposit-Type Contract Considerations NOT included in Total Premiums and Annuities Considerations: Individual: \$ 0 Group: \$ 0 Total: \$ 0

(d) For health business on indicated lines report: Number of persons insured under PPO managed care products 0 and number of persons insured under indemnity only products 0

(e) For health premiums written: amount of Medicare Title XVIII exempt from state taxes or fees \$ 0

(f) Certain Separate Account products are included in "Other" product categories in the table(s) above:

1. Individual Life - Other includes the following amounts related to Separate Account policies: Column 1) \$ 0 Column 7) \$ 0 Column 12) \$ 0

2. Group Life - Other includes the following amounts related to Separate Account policies: Column 1) \$ 0 Column 7) \$ 0 Column 12) \$ 0

3. Individual Annuities - Other includes the following amounts related to Separate Account policies: Column 1) \$ 0 Column 7) \$ 0 Column 12) \$ 0

4. Group Annuities - Other includes the following amounts related to Separate Account policies: Column 1) \$ 0 Column 7) \$ 0 Column 12) \$ 0



ANNUAL STATEMENT FOR THE YEAR 2023 OF THE United Transportation Union Insurance Association

LIFE INSURANCE (STATE PAGE)^(b)

NAIC Group Code 0000 BUSINESS IN THE STATE OF North Carolina DURING THE YEAR 2023 NAIC Company Code 56413

Line of Business	1 Premiums and Annuities Considerations	2 Other Considerations	Dividends to Policyholders/Refunds to Members				7 Total (Col. 3+4+5+6)	8 Death and Annuity Benefits	Claims and Benefits Paid			
			3 Paid in Cash or Left on Deposit	4 Applied to Pay Renewal Premiums	5 Applied to Provide Paid-Up Additions or Shorten the Endowment or Premium-Paying Period	6 Other			9 Matured Endowments	10 Surrender Values and Withdrawals for Life Contracts	11 All Other Benefits	12 Total (Sum Columns 8 through 11)
Individual Life												
1. Industrial	0	0	0	0	0	0	0	0	0	0	0	0
2. Whole	50,289	0	0	0	0	0	0	38,805	0	0	1,121	39,926
3. Term	48,502	0	0	0	0	0	0	100,000	0	0	2,476	102,476
4. Indexed	0	0	0	0	0	0	0	0	0	0	0	0
5. Universal	10,488	0	0	0	0	0	0	10,587	0	0	260	10,846
6. Universal with secondary guarantees	0	0	0	0	0	0	0	0	0	0	0	0
7. Variable	0	0	0	0	0	0	0	0	0	0	0	0
8. Variable universal	0	0	0	0	0	0	0	0	0	0	0	0
9. Credit	0	0	0	0	0	0	0	0	0	0	0	0
10. Other	(f) 0	0	0	0	0	0	0	0	0	0	0	0
11. Total Individual Life	109,279	0	0	0	0	0	0	149,392	0	0	3,856	153,248
Group Life												
12. Whole	0	0	0	0	0	0	0	0	0	0	0	0
13. Term	0	0	0	0	0	0	0	0	0	0	0	0
14. Universal	0	0	0	0	0	0	0	0	0	0	0	0
15. Variable	0	0	0	0	0	0	0	0	0	0	0	0
16. Variable universal	0	0	0	0	0	0	0	0	0	0	0	0
17. Credit	0	0	0	0	0	0	0	0	0	0	0	0
18. Other	(f) 0	0	0	0	0	0	0	0	0	0	0	0
19. Total Group Life	0	0	0	0	0	0	0	0	0	0	0	0
Individual Annuities												
20. Fixed	300	0	0	0	0	0	0	63,543	0	0	0	63,543
21. Indexed	0	0	0	0	0	0	0	0	0	0	0	0
22. Variable with guarantees	0	0	0	0	0	0	0	0	0	0	0	0
23. Variable without guarantees	0	0	0	0	0	0	0	0	0	0	0	0
24. Life contingent payout	0	0	0	0	0	0	0	0	0	0	0	0
25. Other	(f) 0	0	0	0	0	0	0	0	0	0	3,292	3,292
26. Total Individual Annuities	300	0	0	0	0	0	0	63,543	0	0	3,292	66,834
Group Annuities												
27. Fixed	0	0	0	0	0	0	0	0	0	0	0	0
28. Indexed	0	0	0	0	0	0	0	0	0	0	0	0
29. Variable with guarantees	0	0	0	0	0	0	0	0	0	0	0	0
30. Variable without guarantees	0	0	0	0	0	0	0	0	0	0	0	0
31. Life contingent payout	0	0	0	0	0	0	0	0	0	0	0	0
32. Other	(f) 0	0	0	0	0	0	0	0	0	0	0	0
33. Total Group Annuities	0	0	0	0	0	0	0	0	0	0	0	0
Accident and Health												
34. Comprehensive individual	(d) 0	0	0	0	0	0	0	XXX	XXX	XXX	0	0
35. Comprehensive group	(d) 0	0	0	0	0	0	0	XXX	XXX	XXX	0	0
36. Medicare Supplement	(d) 0	0	0	0	0	0	0	XXX	XXX	XXX	0	0
37. Vision only	(d) 0	0	0	0	0	0	0	XXX	XXX	XXX	0	0
38. Dental only	(d) 0	0	0	0	0	0	0	XXX	XXX	XXX	0	0
39. Federal Employees Health Benefits Plan	(d) 0	0	0	0	0	0	0	XXX	XXX	XXX	0	0
40. Title XVIII Medicare	(d) 0 (e) 0	0	0	0	0	0	0	XXX	XXX	XXX	0	0
41. Title XIX Medicaid	(d) 0	0	0	0	0	0	0	XXX	XXX	XXX	0	0
42. Credit A&H	0	0	0	0	0	0	0	XXX	XXX	XXX	0	0
43. Disability income	(d) 23,563	0	0	0	0	0	0	XXX	XXX	XXX	33,520	33,520
44. Long-term care	(d) 0	0	0	0	0	0	0	XXX	XXX	XXX	0	0
45. Other health	(d) 14,597	0	0	0	0	0	0	XXX	XXX	XXX	0	0
46. Total Accident and Health	38,160	0	0	0	0	0	0	XXX	XXX	XXX	33,520	33,520
47. Total	147,740 (c)	0	0	0	0	0	0	212,935	0	0	40,667	253,602

ANNUAL STATEMENT FOR THE YEAR 2023 OF THE United Transportation Union Insurance Association

LIFE INSURANCE (STATE PAGE) (Continued)^(b)

NAIC Group Code		0000		BUSINESS IN THE STATE OF		North Carolina		DURING THE YEAR		2023		NAIC Company Code		56413					
Line of Business		Direct Death Benefits, Matured Endowments Incurred and Annuity Benefits										22		Policy Exhibit					
		13		Claims Settled During Current Year										Issued During Year		Other Changes to In Force (Net)		In Force December 31, Current Year (b)	
		Incurred During Current Year		Totals Paid		Reduction by Compromise		Amount Rejected		Total Settled During Current Year		23	24	25	26	27	28		
				14	15	16	17	18	19	20	21								
			Number of Pols/ Certs	Amount	Number of Pols/ Certs	Amount	Number of Pols/ Certs	Amount	Number of Pols/ Certs	Amount	Unpaid December 31, Current Year	Number of Pols/ Certs	Amount	Number of Pols/ Certs	Amount	Number of Pols/ Certs	Amount		
Individual Life																			
1. Industrial		0	0	0	0	0	0	0	0	0	0	0	0	0	0	0	0		
2. Whole		38,805	7	38,805	0	0	0	0	7	38,805	2,418	2	65,000	(7)	(102,361)	155	3,712,864		
3. Term		98,620	1	100,000	0	0	0	0	1	100,000	0	0	0	(7)	(5,011,000)	74	8,439,791		
4. Indexed		0	0	0	0	0	0	0	0	0	0	0	0	0	0	0	0		
5. Universal		10,587	1	10,587	0	0	0	0	1	10,587	0	0	0	(2)	(30,887)	48	944,372		
6. Universal with secondary guarantees		0	0	0	0	0	0	0	0	0	0	0	0	0	0	0	0		
7. Variable		0	0	0	0	0	0	0	0	0	0	0	0	0	0	0	0		
8. Variable universal		0	0	0	0	0	0	0	0	0	0	0	0	0	0	0	0		
9. Credit		0	0	0	0	0	0	0	0	0	0	0	0	0	0	0	0		
10. Other		(f) 0	0	0	0	0	0	0	0	0	0	0	0	0	0	0	0		
11. Total Individual Life		148,012	9	149,392	0	0	0	0	9	149,392	2,418	2	65,000	(16)	(5,144,248)	277	13,097,027		
Group Life																			
12. Whole		0	0	0	0	0	0	0	0	0	0	0	0	0	0	0	0		
13. Term		0	0	0	0	0	0	0	0	0	0	0	0	0	0	0	0		
14. Universal		0	0	0	0	0	0	0	0	0	0	0	0	0	0	0	0		
15. Variable		0	0	0	0	0	0	0	0	0	0	0	0	0	0	0	0		
16. Variable universal		0	0	0	0	0	0	0	0	0	0	0	0	0	0	0	0		
17. Credit		0	0	0	0	0	0	0	0	0	0	0	0	0	0	0	0		
18. Other		(f) 0	0	0	0	0	0	0	0	0	0	0	0	0	0	0	0 (a)		
19. Total Group Life		0	0	0	0	0	0	0	0	0	0	0	0	0	0	0	0		
Individual Annuities																			
20. Fixed		63,543	7	63,543	0	0	0	0	7	63,543	0	0	0	(1)	(34,095)	26	885,548		
21. Indexed		0	0	0	0	0	0	0	0	0	0	0	0	0	0	0	0		
22. Variable with guarantees		0	0	0	0	0	0	0	0	0	0	0	0	0	0	0	0		
23. Variable without guarantees		0	0	0	0	0	0	0	0	0	0	0	0	0	0	0	0		
24. Life contingent payout		0	0	0	0	0	0	0	0	0	0	0	0	0	0	0	0		
25. Other		(f) 3,292	12	3,292	0	0	0	0	12	3,292	0	0	0	0	(2,846)	1	15,636		
26. Total Individual Annuities		66,835	19	66,835	0	0	0	0	19	66,835	0	0	0	(1)	(36,941)	27	901,184		
Group Annuities																			
27. Fixed		0	0	0	0	0	0	0	0	0	0	0	0	0	0	0	0		
28. Indexed		0	0	0	0	0	0	0	0	0	0	0	0	0	0	0	0		
29. Variable with guarantees		0	0	0	0	0	0	0	0	0	0	0	0	0	0	0	0		
30. Variable without guarantees		0	0	0	0	0	0	0	0	0	0	0	0	0	0	0	0		
31. Life contingent payout		0	0	0	0	0	0	0	0	0	0	0	0	0	0	0	0		
32. Other		(f) 0	0	0	0	0	0	0	0	0	0	0	0	0	0	0	0		
33. Total Group Annuities		0	0	0	0	0	0	0	0	0	0	0	0	0	0	0	0		
Accident and Health																			
34. Comprehensive individual		(d) XXX	XXX	XXX	XXX	XXX	XXX	XXX	XXX	XXX	XXX	0	0	0	0	0	0		
35. Comprehensive group		(d) XXX	XXX	XXX	XXX	XXX	XXX	XXX	XXX	XXX	XXX	0	0	0	0	0	0		
36. Medicare Supplement		(d) XXX	XXX	XXX	XXX	XXX	XXX	XXX	XXX	XXX	XXX	0	0	0	0	0	0		
37. Vision only		(d) XXX	XXX	XXX	XXX	XXX	XXX	XXX	XXX	XXX	XXX	0	0	0	0	0	0		
38. Dental only		(d) XXX	XXX	XXX	XXX	XXX	XXX	XXX	XXX	XXX	XXX	0	0	0	0	0	0		
39. Federal Employees Health Benefits Plan		(d) XXX	XXX	XXX	XXX	XXX	XXX	XXX	XXX	XXX	XXX	0	0	0	0	0	0		
40. Title XVIII Medicare		(d) XXX	XXX	XXX	XXX	XXX	XXX	XXX	XXX	XXX	XXX	0	0	0	0	0	0		
41. Title XIX Medicaid		(d) XXX	XXX	XXX	XXX	XXX	XXX	XXX	XXX	XXX	XXX	0	0	0	0	0	0		
42. Credit A&H		XXX	XXX	XXX	XXX	XXX	XXX	XXX	XXX	XXX	XXX	0	0	0	0	0	0		
43. Disability income		(d) XXX	XXX	XXX	XXX	XXX	XXX	XXX	XXX	XXX	XXX	0	0	(2)	(3,690)	8	4,310		
44. Long-term care		(d) XXX	XXX	XXX	XXX	XXX	XXX	XXX	XXX	XXX	XXX	0	0	0	0	0	0		
45. Other health		(d) XXX	XXX	XXX	XXX	XXX	XXX	XXX	XXX	XXX	XXX	65	10,716	(61)	(19,220)	359	29,830		
46. Total Accident and Health		XXX	XXX	XXX	XXX	XXX	XXX	XXX	XXX	XXX	XXX	65	10,716	(63)	(22,910)	367	34,140		
47. TOTAL			214,847	28	216,227	0	0	0	28	216,227	2,418	67	75,716	(80)	(5,204,099)	671	14,032,351		

(a) Includes Group Credit Life Insurance Loans less than or equal to 60 months at issue, prior year \$ 0 , current year \$ 0 Loans greater than 60 months at issue BUT NOT GREATER THAN 120 MONTHS prior year \$ 0 , current year \$ 0

(b) Corporate Owned Life Insurance/BOLI: 1) Number of policies: 0 2) covering number of lives: 0 3) face amount \$ 0

(c) Deposit-Type Contract Considerations NOT included in Total Premiums and Annuities Considerations: Individual: \$ 0 Group: \$ 0 Total: \$ 0

(d) For health business on indicated lines report: Number of persons insured under PPO managed care products 0 and number of persons insured under indemnity only products 0

(e) For health premiums written: amount of Medicare Title XVIII exempt from state taxes or fees \$ 0

(f) Certain Separate Account products are included in "Other" product categories in the table(s) above:

1. Individual Life - Other includes the following amounts related to Separate Account policies: Column 1) \$ 0 Column 7) \$ 0 Column 12) \$ 0

2. Group Life - Other includes the following amounts related to Separate Account policies: Column 1) \$ 0 Column 7) \$ 0 Column 12) \$ 0

3. Individual Annuities - Other includes the following amounts related to Separate Account policies: Column 1) \$ 0 Column 7) \$ 0 Column 12) \$ 0

4. Group Annuities - Other includes the following amounts related to Separate Account policies: Column 1) \$ 0 Column 7) \$ 0 Column 12) \$ 0



ANNUAL STATEMENT FOR THE YEAR 2023 OF THE United Transportation Union Insurance Association
LIFE INSURANCE (STATE PAGE)^(b)

NAIC Group Code 0000 BUSINESS IN THE STATE OF North Dakota DURING THE YEAR 2023 NAIC Company Code 56413

Line of Business	1 Premiums and Annuities Considerations	2 Other Considerations	Dividends to Policyholders/Refunds to Members					Claims and Benefits Paid				
			3 Paid in Cash or Left on Deposit	4 Applied to Pay Renewal Premiums	5 Applied to Provide Paid-Up Additions or Shorten the Endowment or Premium-Paying Period	6 Other	7 Total (Col. 3+4+5+6)	8 Death and Annuity Benefits	9 Matured Endowments	10 Surrender Values and Withdrawals for Life Contracts	11 All Other Benefits	12 Total (Sum Columns 8 through 11)
Individual Life												
1. Industrial	0	0	0	0	0	0	0	0	0	0	0	0
2. Whole	28,058	0	0	0	0	0	0	43,936	0	802	0	44,738
3. Term	38,892	0	0	0	0	0	0	100,439	0	0	0	100,439
4. Indexed	0	0	0	0	0	0	0	0	0	0	0	0
5. Universal	10,524	0	0	0	0	0	0	93,227	0	0	397	93,624
6. Universal with secondary guarantees	0	0	0	0	0	0	0	0	0	0	0	0
7. Variable	0	0	0	0	0	0	0	0	0	0	0	0
8. Variable universal	0	0	0	0	0	0	0	0	0	0	0	0
9. Credit	0	0	0	0	0	0	0	0	0	0	0	0
10. Other	(f) 0	0	0	0	0	0	0	0	0	0	0	0
11. Total Individual Life	77,473	0	0	0	0	0	0	237,602	0	0	1,199	238,802
Group Life												
12. Whole	0	0	0	0	0	0	0	0	0	0	0	0
13. Term	0	0	0	0	0	0	0	0	0	0	0	0
14. Universal	0	0	0	0	0	0	0	0	0	0	0	0
15. Variable	0	0	0	0	0	0	0	0	0	0	0	0
16. Variable universal	0	0	0	0	0	0	0	0	0	0	0	0
17. Credit	0	0	0	0	0	0	0	0	0	0	0	0
18. Other	(f) 0	0	0	0	0	0	0	0	0	0	0	0
19. Total Group Life	0	0	0	0	0	0	0	0	0	0	0	0
Individual Annuities												
20. Fixed	300	0	0	0	0	0	0	68,393	0	0	0	68,393
21. Indexed	0	0	0	0	0	0	0	0	0	0	0	0
22. Variable with guarantees	0	0	0	0	0	0	0	0	0	0	0	0
23. Variable without guarantees	0	0	0	0	0	0	0	0	0	0	0	0
24. Life contingent payout	0	0	0	0	0	0	0	0	0	0	0	0
25. Other	(f) 0	0	0	0	0	0	0	0	0	0	1,860	1,860
26. Total Individual Annuities	300	0	0	0	0	0	0	68,393	0	0	1,860	70,252
Group Annuities												
27. Fixed	0	0	0	0	0	0	0	0	0	0	0	0
28. Indexed	0	0	0	0	0	0	0	0	0	0	0	0
29. Variable with guarantees	0	0	0	0	0	0	0	0	0	0	0	0
30. Variable without guarantees	0	0	0	0	0	0	0	0	0	0	0	0
31. Life contingent payout	0	0	0	0	0	0	0	0	0	0	0	0
32. Other	(f) 0	0	0	0	0	0	0	0	0	0	0	0
33. Total Group Annuities	0	0	0	0	0	0	0	0	0	0	0	0
Accident and Health												
34. Comprehensive individual	(d) 0	0	0	0	0	0	0	XXX	XXX	XXX	0	0
35. Comprehensive group	(d) 0	0	0	0	0	0	0	XXX	XXX	XXX	0	0
36. Medicare Supplement	(d) 0	0	0	0	0	0	0	XXX	XXX	XXX	0	0
37. Vision only	(d) 0	0	0	0	0	0	0	XXX	XXX	XXX	0	0
38. Dental only	(d) 0	0	0	0	0	0	0	XXX	XXX	XXX	0	0
39. Federal Employees Health Benefits Plan	(d) 0	0	0	0	0	0	0	XXX	XXX	XXX	0	0
40. Title XVIII Medicare	(d) 0 (e) 0	0	0	0	0	0	0	XXX	XXX	XXX	0	0
41. Title XIX Medicaid	(d) 0	0	0	0	0	0	0	XXX	XXX	XXX	0	0
42. Credit A&H	0	0	0	0	0	0	0	XXX	XXX	XXX	0	0
43. Disability income	(d) 22,872	0	0	0	0	0	0	XXX	XXX	XXX	9,286	9,286
44. Long-term care	(d) 0	0	0	0	0	0	0	XXX	XXX	XXX	0	0
45. Other health	(d) 11,686	0	0	0	0	0	0	XXX	XXX	XXX	3,799	3,799
46. Total Accident and Health	34,559	0	0	0	0	0	0	XXX	XXX	XXX	13,084	13,084
47. Total	112,332 (c)	0	0	0	0	0	0	305,995	0	0	16,143	322,138

ANNUAL STATEMENT FOR THE YEAR 2023 OF THE United Transportation Union Insurance Association

LIFE INSURANCE (STATE PAGE) (Continued)^(b)

NAIC Group Code		0000		BUSINESS IN THE STATE OF		North Dakota		DURING THE YEAR		2023		NAIC Company Code		56413			
Line of Business		13 Incurred During Current Year	Direct Death Benefits, Matured Endowments Incurred and Annuity Benefits								22 Unpaid December 31, Current Year	Policy Exhibit					
			Claims Settled During Current Year				Total Settled During Current Year					Issued During Year		Other Changes to In Force (Net)		In Force December 31, Current Year (b)	
			Totals Paid		Reduction by Compromise		Amount Rejected		Total Settled During Current Year			23	24	25	26	27	28
			14 Number of Pols/ Certs	15 Amount	16 Number of Pols/ Certs	17 Amount	18 Number of Pols/ Certs	19 Amount	20 Number of Pols/ Certs	21 Amount		Number of Pols/ Certs	Amount	Number of Pols/ Certs	Amount	Number of Pols/ Certs	Amount
Individual Life		0	0	0	0	0	0	0	0	0	0	0	0	0	0	0	
1. Industrial		43,936	5	43,936	0	0	0	0	5	43,936	0	0	(5)	(52,826)	202	2,330,268	
3. Term		100,439	2	100,439	0	0	0	0	2	100,439	0	0	(2)	(500,000)	46	5,290,958	
4. Indexed		0	0	0	0	0	0	0	0	0	0	0	0	0	0	0	
5. Universal		93,227	5	93,227	0	0	0	0	5	93,227	0	0	(7)	(140,310)	46	717,232	
6. Universal with secondary guarantees		0	0	0	0	0	0	0	0	0	0	0	0	0	0	0	
7. Variable		0	0	0	0	0	0	0	0	0	0	0	0	0	0	0	
8. Variable universal		0	0	0	0	0	0	0	0	0	0	0	0	0	0	0	
9. Credit		0	0	0	0	0	0	0	0	0	0	0	0	0	0	0	
10. Other		0	0	0	0	0	0	0	0	0	0	0	0	0	0	0	
11. Total Individual Life		237,602	12	237,602	0	0	0	0	12	237,602	0	0	(14)	(693,136)	294	8,338,458	
Group Life		0	0	0	0	0	0	0	0	0	0	0	0	0	0	0	
12. Whole		0	0	0	0	0	0	0	0	0	0	0	0	0	0	0	
13. Term		0	0	0	0	0	0	0	0	0	0	0	0	0	0	0	
14. Universal		0	0	0	0	0	0	0	0	0	0	0	0	0	0	0	
15. Variable		0	0	0	0	0	0	0	0	0	0	0	0	0	0	0	
16. Variable universal		0	0	0	0	0	0	0	0	0	0	0	0	0	0	0	
17. Credit		0	0	0	0	0	0	0	0	0	0	0	0	0	0	0	
18. Other		0	0	0	0	0	0	0	0	0	0	0	0	0	0	0	
19. Total Group Life		0	0	0	0	0	0	0	0	0	0	0	0	0	0	0	
Individual Annuities		68,393	24	68,393	0	0	0	0	24	68,393	61	0	(4)	(35,503)	33	857,580	
21. Indexed		0	0	0	0	0	0	0	0	0	0	0	0	0	0	0	
22. Variable with guarantees		0	0	0	0	0	0	0	0	0	0	0	0	0	0	0	
23. Variable without guarantees		0	0	0	0	0	0	0	0	0	0	0	0	0	0	0	
24. Life contingent payout		0	0	0	0	0	0	0	0	0	0	0	0	0	0	0	
25. Other		1,860	1	1,860	0	0	0	0	1	1,860	0	0	0	(602)	1	23,356	
26. Total Individual Annuities		70,253	25	70,253	0	0	0	0	25	70,253	61	0	(4)	(36,105)	34	880,936	
Group Annuities		0	0	0	0	0	0	0	0	0	0	0	0	0	0	0	
27. Fixed		0	0	0	0	0	0	0	0	0	0	0	0	0	0	0	
28. Indexed		0	0	0	0	0	0	0	0	0	0	0	0	0	0	0	
29. Variable with guarantees		0	0	0	0	0	0	0	0	0	0	0	0	0	0	0	
30. Variable without guarantees		0	0	0	0	0	0	0	0	0	0	0	0	0	0	0	
31. Life contingent payout		0	0	0	0	0	0	0	0	0	0	0	0	0	0	0	
32. Other		0	0	0	0	0	0	0	0	0	0	0	0	0	0	0	
33. Total Group Annuities		0	0	0	0	0	0	0	0	0	0	0	0	0	0	0	
Accident and Health		XXX	XXX	XXX	XXX	XXX	XXX	XXX	XXX	XXX	XXX	0	0	0	0	0	
34. Comprehensive individual		XXX	XXX	XXX	XXX	XXX	XXX	XXX	XXX	XXX	XXX	0	0	0	0	0	
35. Comprehensive group		XXX	XXX	XXX	XXX	XXX	XXX	XXX	XXX	XXX	XXX	0	0	0	0	0	
36. Medicare Supplement		XXX	XXX	XXX	XXX	XXX	XXX	XXX	XXX	XXX	XXX	0	0	0	0	0	
37. Vision only		XXX	XXX	XXX	XXX	XXX	XXX	XXX	XXX	XXX	XXX	0	0	0	0	0	
38. Dental only		XXX	XXX	XXX	XXX	XXX	XXX	XXX	XXX	XXX	XXX	0	0	0	0	0	
39. Federal Employees Health Benefits Plan		XXX	XXX	XXX	XXX	XXX	XXX	XXX	XXX	XXX	XXX	0	0	0	0	0	
40. Title XVIII Medicare		XXX	XXX	XXX	XXX	XXX	XXX	XXX	XXX	XXX	XXX	0	0	0	0	0	
41. Title XIX Medicaid		XXX	XXX	XXX	XXX	XXX	XXX	XXX	XXX	XXX	XXX	0	0	0	0	0	
42. Credit A&H		XXX	XXX	XXX	XXX	XXX	XXX	XXX	XXX	XXX	XXX	0	0	0	0	0	
43. Disability income		XXX	XXX	XXX	XXX	XXX	XXX	XXX	XXX	XXX	XXX	0	0	(1,717)	10	6,439	
44. Long-term care		XXX	XXX	XXX	XXX	XXX	XXX	XXX	XXX	XXX	XXX	0	0	0	0	0	
45. Other health		XXX	XXX	XXX	XXX	XXX	XXX	XXX	XXX	XXX	XXX	31	4,980	(16)	(13,352)	344	23,082
46. Total Accident and Health		XXX	XXX	XXX	XXX	XXX	XXX	XXX	XXX	XXX	XXX	31	4,980	(16)	(15,069)	354	29,521
47. TOTAL		307,855	37	307,855	0	0	0	0	37	307,855	61	31	4,980	(34)	(744,310)	682	9,248,911

(a) Includes Group Credit Life Insurance Loans less than or equal to 60 months at issue, prior year \$ 0 , current year \$ 0 Loans greater than 60 months at issue BUT NOT GREATER THAN 120 MONTHS prior year \$ 0 , current year \$ 0

(b) Corporate Owned Life Insurance/BOLI: 1) Number of policies: 0 2) covering number of lives: 0 3) face amount \$ 0

(c) Deposit-Type Contract Considerations NOT included in Total Premiums and Annuities Considerations: Individual: \$ 0 Group: \$ 0 Total: \$ 0

(d) For health business on indicated lines report: Number of persons insured under PPO managed care products 0 and number of persons insured under indemnity only products 0

(e) For health premiums written: amount of Medicare Title XVIII exempt from state taxes or fees \$ 0

(f) Certain Separate Account products are included in "Other" product categories in the table(s) above:

1. Individual Life - Other includes the following amounts related to Separate Account policies: Column 1) \$ 0 Column 7) \$ 0 Column 12) \$ 0

2. Group Life - Other includes the following amounts related to Separate Account policies: Column 1) \$ 0 Column 7) \$ 0 Column 12) \$ 0

3. Individual Annuities - Other includes the following amounts related to Separate Account policies: Column 1) \$ 0 Column 7) \$ 0 Column 12) \$ 0

4. Group Annuities - Other includes the following amounts related to Separate Account policies: Column 1) \$ 0 Column 7) \$ 0 Column 12) \$ 0



ANNUAL STATEMENT FOR THE YEAR 2023 OF THE United Transportation Union Insurance Association
LIFE INSURANCE (STATE PAGE)^(b)

NAIC Group Code 0000 BUSINESS IN THE STATE OF Ohio DURING THE YEAR 2023 NAIC Company Code 56413

Line of Business	1 Premiums and Annuities Considerations	2 Other Considerations	Dividends to Policyholders/Refunds to Members				7 Total (Col. 3+4+5+6)	8 Death and Annuity Benefits	Claims and Benefits Paid			
			3 Paid in Cash or Left on Deposit	4 Applied to Pay Renewal Premiums	5 Applied to Provide Paid-Up Additions or Shorten the Endowment or Premium-Paying Period	6 Other			9 Matured Endowments	10 Surrender Values and Withdrawals for Life Contracts	11 All Other Benefits	12 Total (Sum Columns 8 through 11)
Individual Life												
1. Industrial	0	0	0	0	0	0	0	0	0	0	0	0
2. Whole	93,341	0	532	0	0	0	532	196,873	9,255	832	0	206,960
3. Term	89,528	0	0	0	0	0	0	366,099	0	0	415	366,514
4. Indexed	0	0	0	0	0	0	0	0	0	0	0	0
5. Universal	36,332	0	0	0	0	0	0	58,871	0	0	1,326	60,197
6. Universal with secondary guarantees	0	0	0	0	0	0	0	0	0	0	0	0
7. Variable	0	0	0	0	0	0	0	0	0	0	0	0
8. Variable universal	0	0	0	0	0	0	0	0	0	0	0	0
9. Credit	0	0	0	0	0	0	0	0	0	0	0	0
10. Other	(f) 0	0	0	0	0	0	0	0	0	0	0	0
11. Total Individual Life	219,202	0	532	0	0	0	532	621,844	9,255	0	2,573	633,672
Group Life												
12. Whole	0	0	0	0	0	0	0	0	0	0	0	0
13. Term	0	0	0	0	0	0	0	0	0	0	0	0
14. Universal	0	0	0	0	0	0	0	0	0	0	0	0
15. Variable	0	0	0	0	0	0	0	0	0	0	0	0
16. Variable universal	0	0	0	0	0	0	0	0	0	0	0	0
17. Credit	0	0	0	0	0	0	0	0	0	0	0	0
18. Other	(f) 0	0	0	0	0	0	0	0	0	0	0	0
19. Total Group Life	0	0	0	0	0	0	0	0	0	0	0	0
Individual Annuities												
20. Fixed	154,090	0	0	0	0	0	0	958,367	0	0	0	958,367
21. Indexed	0	0	0	0	0	0	0	0	0	0	0	0
22. Variable with guarantees	0	0	0	0	0	0	0	0	0	0	0	0
23. Variable without guarantees	0	0	0	0	0	0	0	0	0	0	0	0
24. Life contingent payout	0	0	0	0	0	0	0	0	0	8,899	0	8,899
25. Other	(f) 0	0	0	0	0	0	0	0	0	0	35,662	35,662
26. Total Individual Annuities	154,090	0	0	0	0	0	0	958,367	0	8,899	35,662	1,002,929
Group Annuities												
27. Fixed	0	0	0	0	0	0	0	0	0	0	0	0
28. Indexed	0	0	0	0	0	0	0	0	0	0	0	0
29. Variable with guarantees	0	0	0	0	0	0	0	0	0	0	0	0
30. Variable without guarantees	0	0	0	0	0	0	0	0	0	0	0	0
31. Life contingent payout	0	0	0	0	0	0	0	0	0	0	0	0
32. Other	(f) 0	0	0	0	0	0	0	0	0	0	0	0
33. Total Group Annuities	0	0	0	0	0	0	0	0	0	0	0	0
Accident and Health												
34. Comprehensive individual	(d) 0	0	0	0	0	0	0	XXX	XXX	XXX	0	0
35. Comprehensive group	(d) 0	0	0	0	0	0	0	XXX	XXX	XXX	0	0
36. Medicare Supplement	(d) 0	0	0	0	0	0	0	XXX	XXX	XXX	0	0
37. Vision only	(d) 0	0	0	0	0	0	0	XXX	XXX	XXX	0	0
38. Dental only	(d) 0	0	0	0	0	0	0	XXX	XXX	XXX	0	0
39. Federal Employees Health Benefits Plan	(d) 0	0	0	0	0	0	0	XXX	XXX	XXX	0	0
40. Title XVIII Medicare	(d) 0 (e) 0	0	0	0	0	0	0	XXX	XXX	XXX	0	0
41. Title XIX Medicaid	(d) 0	0	0	0	0	0	0	XXX	XXX	XXX	0	0
42. Credit A&H	0	0	0	0	0	0	0	XXX	XXX	XXX	0	0
43. Disability income	(d) 55,129	0	0	0	0	0	0	XXX	XXX	XXX	23,531	23,531
44. Long-term care	(d) 0	0	0	0	0	0	0	XXX	XXX	XXX	0	0
45. Other health	(d) 32,953	0	0	0	0	0	0	XXX	XXX	XXX	7,123	7,123
46. Total Accident and Health	88,082	0	0	0	0	0	0	XXX	XXX	XXX	30,653	30,653
47. Total	461,374 (c)	0	532	0	0	0	532	1,580,211	9,255	8,899	68,889	1,667,253

ANNUAL STATEMENT FOR THE YEAR 2023 OF THE United Transportation Union Insurance Association

LIFE INSURANCE (STATE PAGE) (Continued)^(b)

NAIC Group Code		0000		BUSINESS IN THE STATE OF		Ohio		DURING THE YEAR				2023		NAIC Company Code		56413	
Line of Business		13	Direct Death Benefits, Matured Endowments Incurred and Annuity Benefits								22	Issued During Year		Policy Exhibit		In Force December 31, Current Year (b)	
			Totals Paid		Reduction by Compromise		Amount Rejected		Total Settled During Current Year			23	24	25	26	27	28
			14	15	16	17	18	19	20	21							
Individual Life																	
1. Industrial		0	0	0	0	0	0	0	0	0	0	0	0	0	0	0	0
2. Whole		200,859	25	206,128	0	0	0	0	25	206,128	1,949	0	0	(42)	(522,753)	495	7,331,537
3. Term		366,099	6	366,099	0	0	0	0	6	366,099	0	5	1,201,000	(5)	(749,025)	129	10,652,879
4. Indexed		0	0	0	0	0	0	0	0	0	0	0	0	0	0	0	0
5. Universal		58,871	6	58,871	0	0	0	0	6	58,871	0	0	0	(8)	(84,770)	155	2,645,258
6. Universal with secondary guarantees		0	0	0	0	0	0	0	0	0	0	0	0	0	0	0	0
7. Variable		0	0	0	0	0	0	0	0	0	0	0	0	0	0	0	0
8. Variable universal		0	0	0	0	0	0	0	0	0	0	0	0	0	0	0	0
9. Credit		0	0	0	0	0	0	0	0	0	0	0	0	0	0	0	0
10. Other		0	0	0	0	0	0	0	0	0	0	0	0	0	0	0	0
11. Total Individual Life		625,829	37	631,099	0	0	0	0	37	631,099	1,949	5	1,201,000	(55)	(1,356,548)	779	20,629,674
Group Life																	
12. Whole		0	0	0	0	0	0	0	0	0	0	0	0	0	0	0	0
13. Term		0	0	0	0	0	0	0	0	0	0	0	0	0	0	0	0
14. Universal		0	0	0	0	0	0	0	0	0	0	0	0	0	0	0	0
15. Variable		0	0	0	0	0	0	0	0	0	0	0	0	0	0	0	0
16. Variable universal		0	0	0	0	0	0	0	0	0	0	0	0	0	0	0	0
17. Credit		0	0	0	0	0	0	0	0	0	0	0	0	0	0	0	0
18. Other		0	0	0	0	0	0	0	0	0	0	0	0	0	0	0	0 (a)
19. Total Group Life		0	0	0	0	0	0	0	0	0	0	0	0	0	0	0	0
Individual Annuities																	
20. Fixed		956,973	137	956,973	0	0	0	0	137	956,973	0	3	103,180	(10)	(515,038)	201	10,832,823
21. Indexed		0	0	0	0	0	0	0	0	0	0	0	0	0	0	0	0
22. Variable with guarantees		0	0	0	0	0	0	0	0	0	0	0	0	0	0	0	0
23. Variable without guarantees		0	0	0	0	0	0	0	0	0	0	0	0	0	0	0	0
24. Life contingent payout		8,899	24	8,899	0	0	0	0	24	8,899	0	0	0	0	0	2	83,898
25. Other		0	0	0	0	0	0	0	0	0	0	0	0	0	0	0	0
26. Total Individual Annuities		1,001,534	187	1,001,535	0	0	0	0	187	1,001,535	0	3	103,180	(10)	(539,349)	207	11,118,694
Group Annuities																	
27. Fixed		0	0	0	0	0	0	0	0	0	0	0	0	0	0	0	0
28. Indexed		0	0	0	0	0	0	0	0	0	0	0	0	0	0	0	0
29. Variable with guarantees		0	0	0	0	0	0	0	0	0	0	0	0	0	0	0	0
30. Variable without guarantees		0	0	0	0	0	0	0	0	0	0	0	0	0	0	0	0
31. Life contingent payout		0	0	0	0	0	0	0	0	0	0	0	0	0	0	0	0
32. Other		0	0	0	0	0	0	0	0	0	0	0	0	0	0	0	0
33. Total Group Annuities		0	0	0	0	0	0	0	0	0	0	0	0	0	0	0	0
Accident and Health																	
34. Comprehensive individual		(d) XXX	XXX	XXX	XXX	XXX	XXX	XXX	XXX	XXX	XXX	0	0	0	0	0	0
35. Comprehensive group		(d) XXX	XXX	XXX	XXX	XXX	XXX	XXX	XXX	XXX	XXX	0	0	0	0	0	0
36. Medicare Supplement		(d) XXX	XXX	XXX	XXX	XXX	XXX	XXX	XXX	XXX	XXX	0	0	0	0	0	0
37. Vision only		(d) XXX	XXX	XXX	XXX	XXX	XXX	XXX	XXX	XXX	XXX	0	0	0	0	0	0
38. Dental only		(d) XXX	XXX	XXX	XXX	XXX	XXX	XXX	XXX	XXX	XXX	0	0	0	0	0	0
39. Federal Employees Health Benefits Plan		(d) XXX	XXX	XXX	XXX	XXX	XXX	XXX	XXX	XXX	XXX	0	0	0	0	0	0
40. Title XVIII Medicare		(d) XXX	XXX	XXX	XXX	XXX	XXX	XXX	XXX	XXX	XXX	0	0	0	0	0	0
41. Title XIX Medicaid		(d) XXX	XXX	XXX	XXX	XXX	XXX	XXX	XXX	XXX	XXX	0	0	0	0	0	0
42. Credit A&H		XXX	XXX	XXX	XXX	XXX	XXX	XXX	XXX	XXX	XXX	0	0	0	0	0	0
43. Disability income		(d) XXX	XXX	XXX	XXX	XXX	XXX	XXX	XXX	XXX	XXX	0	0	(3)	(2,834)	42	12,870
44. Long-term care		(d) XXX	XXX	XXX	XXX	XXX	XXX	XXX	XXX	XXX	XXX	0	0	0	0	0	0
45. Other health		(d) XXX	XXX	XXX	XXX	XXX	XXX	XXX	XXX	XXX	XXX	67	10,200	(77)	(33,987)	870	59,486
46. Total Accident and Health		XXX	XXX	XXX	XXX	XXX	XXX	XXX	XXX	XXX	XXX	67	10,200	(80)	(36,821)	912	72,356
47. TOTAL		1,627,363	224	1,632,633	0	0	0	0	224	1,632,633	1,949	75	1,314,380	(145)	(1,932,718)	1,898	31,820,724

(a) Includes Group Credit Life Insurance Loans less than or equal to 60 months at issue, prior year \$ 0 , current year \$ 0 Loans greater than 60 months at issue BUT NOT GREATER THAN 120 MONTHS prior year \$ 0 , current year \$ 0

(b) Corporate Owned Life Insurance/BOLI: 1) Number of policies: 0 2) covering number of lives: 0 3) face amount \$ 0

(c) Deposit-Type Contract Considerations NOT included in Total Premiums and Annuities Considerations: Individual: \$ 0 Group: \$ 0 Total: \$ 0

(d) For health business on indicated lines report: Number of persons insured under PPO managed care products 0 and number of persons insured under indemnity only products 0

(e) For health premiums written: amount of Medicare Title XVIII exempt from state taxes or fees \$ 0

(f) Certain Separate Account products are included in "Other" product categories in the table(s) above:

1. Individual Life - Other includes the following amounts related to Separate Account policies: Column 1) \$ 0 Column 7) \$ 0 Column 12) \$ 0

2. Group Life - Other includes the following amounts related to Separate Account policies: Column 1) \$ 0 Column 7) \$ 0 Column 12) \$ 0

3. Individual Annuities - Other includes the following amounts related to Separate Account policies: Column 1) \$ 0 Column 7) \$ 0 Column 12) \$ 0

4. Group Annuities - Other includes the following amounts related to Separate Account policies: Column 1) \$ 0 Column 7) \$ 0 Column 12) \$ 0



ANNUAL STATEMENT FOR THE YEAR 2023 OF THE United Transportation Union Insurance Association
LIFE INSURANCE (STATE PAGE)^(b)

NAIC Group Code 0000 BUSINESS IN THE STATE OF Oklahoma DURING THE YEAR 2023 NAIC Company Code 56413

Line of Business	1 Premiums and Annuities Considerations	2 Other Considerations	Dividends to Policyholders/Refunds to Members					Claims and Benefits Paid				
			3 Paid in Cash or Left on Deposit	4 Applied to Pay Renewal Premiums	5 Applied to Provide Paid-Up Additions or Shorten the Endowment or Premium-Paying Period	6 Other	7 Total (Col. 3+4+5+6)	8 Death and Annuity Benefits	9 Matured Endowments	10 Surrender Values and Withdrawals for Life Contracts	11 All Other Benefits	12 Total (Sum Columns 8 through 11)
Individual Life												
1. Industrial	0	0	0	0	0	0	0	0	0	0	0	0
2. Whole	7,761	0	0	0	0	0	0	38,555	0	0	0	38,555
3. Term	25,121	0	0	0	0	0	0	0	0	0	0	0
4. Indexed	0	0	0	0	0	0	0	0	0	0	0	0
5. Universal	1,325	0	0	0	0	0	0	11,910	0	0	0	11,910
6. Universal with secondary guarantees	0	0	0	0	0	0	0	0	0	0	0	0
7. Variable	0	0	0	0	0	0	0	0	0	0	0	0
8. Variable universal	0	0	0	0	0	0	0	0	0	0	0	0
9. Credit	0	0	0	0	0	0	0	0	0	0	0	0
10. Other	(f) 0	0	0	0	0	0	0	0	0	0	0	0
11. Total Individual Life	34,206	0	0	0	0	0	0	50,465	0	0	0	50,465
Group Life												
12. Whole	0	0	0	0	0	0	0	0	0	0	0	0
13. Term	0	0	0	0	0	0	0	0	0	0	0	0
14. Universal	0	0	0	0	0	0	0	0	0	0	0	0
15. Variable	0	0	0	0	0	0	0	0	0	0	0	0
16. Variable universal	0	0	0	0	0	0	0	0	0	0	0	0
17. Credit	0	0	0	0	0	0	0	0	0	0	0	0
18. Other	(f) 0	0	0	0	0	0	0	0	0	0	0	0
19. Total Group Life	0	0	0	0	0	0	0	0	0	0	0	0
Individual Annuities												
20. Fixed	0	0	0	0	0	0	0	21,738	0	0	0	21,738
21. Indexed	0	0	0	0	0	0	0	0	0	0	0	0
22. Variable with guarantees	0	0	0	0	0	0	0	0	0	0	0	0
23. Variable without guarantees	0	0	0	0	0	0	0	0	0	0	0	0
24. Life contingent payout	0	0	0	0	0	0	0	0	0	1,478	0	1,478
25. Other	(f) 0	0	0	0	0	0	0	0	0	0	0	0
26. Total Individual Annuities	0	0	0	0	0	0	0	21,738	0	1,478	0	23,216
Group Annuities												
27. Fixed	0	0	0	0	0	0	0	0	0	0	0	0
28. Indexed	0	0	0	0	0	0	0	0	0	0	0	0
29. Variable with guarantees	0	0	0	0	0	0	0	0	0	0	0	0
30. Variable without guarantees	0	0	0	0	0	0	0	0	0	0	0	0
31. Life contingent payout	0	0	0	0	0	0	0	0	0	0	0	0
32. Other	(f) 0	0	0	0	0	0	0	0	0	0	0	0
33. Total Group Annuities	0	0	0	0	0	0	0	0	0	0	0	0
Accident and Health												
34. Comprehensive individual	(d) 0	0	0	0	0	0	0	XXX	XXX	XXX	0	0
35. Comprehensive group	(d) 0	0	0	0	0	0	0	XXX	XXX	XXX	0	0
36. Medicare Supplement	(d) 0	0	0	0	0	0	0	XXX	XXX	XXX	0	0
37. Vision only	(d) 0	0	0	0	0	0	0	XXX	XXX	XXX	0	0
38. Dental only	(d) 0	0	0	0	0	0	0	XXX	XXX	XXX	0	0
39. Federal Employees Health Benefits Plan	(d) 0	0	0	0	0	0	0	XXX	XXX	XXX	0	0
40. Title XVIII Medicare	(d) 0 (e) 0	0	0	0	0	0	0	XXX	XXX	XXX	0	0
41. Title XIX Medicaid	(d) 0	0	0	0	0	0	0	XXX	XXX	XXX	0	0
42. Credit A&H	0	0	0	0	0	0	0	XXX	XXX	XXX	0	0
43. Disability income	(d) 5,069	0	0	0	0	0	0	XXX	XXX	XXX	0	0
44. Long-term care	(d) 0	0	0	0	0	0	0	XXX	XXX	XXX	0	0
45. Other health	(d) 5,752	0	0	0	0	0	0	XXX	XXX	XXX	1,002	1,002
46. Total Accident and Health	10,821	0	0	0	0	0	0	XXX	XXX	XXX	1,002	1,002
47. Total	45,027 (c)	0	0	0	0	0	0	72,203	0	1,478	1,002	74,683

ANNUAL STATEMENT FOR THE YEAR 2023 OF THE United Transportation Union Insurance Association

LIFE INSURANCE (STATE PAGE) (Continued)^(b)

NAIC Group Code		0000		BUSINESS IN THE STATE OF		Oklahoma		DURING THE YEAR		2023		NAIC Company Code		56413			
Line of Business		13 Incurred During Current Year	Direct Death Benefits, Matured Endowments Incurred and Annuity Benefits								22 Unpaid December 31, Current Year	Policy Exhibit					
			Claims Settled During Current Year				Total Settled During Current Year					Issued During Year		Other Changes to In Force (Net)		In Force December 31, Current Year (b)	
			Totals Paid		Reduction by Compromise		Amount Rejected					23	24	25	26	27	28
			14 Number of Pols/ Certs	15 Amount	16 Number of Pols/ Certs	17 Amount	18 Number of Pols/ Certs	19 Amount	20 Number of Pols/ Certs	21 Amount		Number of Pols/ Certs	Amount	Number of Pols/ Certs	Amount	Number of Pols/ Certs	Amount
Individual Life		0	0	0	0	0	0	0	0	0	0	0	0	0	0	0	
1. Industrial		36,606	3	38,555	0	0	0	0	3	38,555	0	2	34,000	(5)	(95,042)	38	501,843
3. Term		0	0	0	0	0	0	0	0	0	0	1	402,000	(3)	(377,000)	39	3,046,380
4. Indexed		0	0	0	0	0	0	0	0	0	0	0	0	0	0	0	0
5. Universal		11,910	1	11,910	0	0	0	0	1	11,910	0	0	0	(2)	(25,559)	5	105,517
6. Universal with secondary guarantees		0	0	0	0	0	0	0	0	0	0	0	0	0	0	0	0
7. Variable		0	0	0	0	0	0	0	0	0	0	0	0	0	0	0	0
8. Variable universal		0	0	0	0	0	0	0	0	0	0	0	0	0	0	0	0
9. Credit		0	0	0	0	0	0	0	0	0	0	0	0	0	0	0	0
10. Other		(f) 0	0	0	0	0	0	0	0	0	0	0	0	0	0	0	0
11. Total Individual Life		48,516	4	50,465	0	0	0	0	4	50,465	0	3	436,000	(10)	(497,601)	82	3,653,740
Group Life		0	0	0	0	0	0	0	0	0	0	0	0	0	0	0	0
12. Whole		0	0	0	0	0	0	0	0	0	0	0	0	0	0	0	0
13. Term		0	0	0	0	0	0	0	0	0	0	0	0	0	0	0	0
14. Universal		0	0	0	0	0	0	0	0	0	0	0	0	0	0	0	0
15. Variable		0	0	0	0	0	0	0	0	0	0	0	0	0	0	0	0
16. Variable universal		0	0	0	0	0	0	0	0	0	0	0	0	0	0	0	0
17. Credit		0	0	0	0	0	0	0	0	0	0	0	0	0	0	0	0
18. Other		(f) 0	0	0	0	0	0	0	0	0	0	0	0	0	0	0	0 (a)
19. Total Group Life		0	0	0	0	0	0	0	0	0	0	0	0	0	0	0	0
Individual Annuities		21,738	9	21,738	0	0	0	0	9	21,738	0	0	0	0	(12,333)	14	276,093
21. Indexed		0	0	0	0	0	0	0	0	0	0	0	0	0	0	0	0
22. Variable with guarantees		0	0	0	0	0	0	0	0	0	0	0	0	0	0	0	0
23. Variable without guarantees		0	0	0	0	0	0	0	0	0	0	0	0	0	0	0	0
24. Life contingent payout		1,478	12	1,478	0	0	0	0	12	1,478	0	0	0	0	0	1	10,821
25. Other		(f) 0	0	0	0	0	0	0	0	0	0	0	0	0	0	0	0
26. Total Individual Annuities		23,216	21	23,216	0	0	0	0	21	23,216	0	0	0	0	(12,333)	15	286,914
Group Annuities		0	0	0	0	0	0	0	0	0	0	0	0	0	0	0	0
27. Fixed		0	0	0	0	0	0	0	0	0	0	0	0	0	0	0	0
28. Indexed		0	0	0	0	0	0	0	0	0	0	0	0	0	0	0	0
29. Variable with guarantees		0	0	0	0	0	0	0	0	0	0	0	0	0	0	0	0
30. Variable without guarantees		0	0	0	0	0	0	0	0	0	0	0	0	0	0	0	0
31. Life contingent payout		0	0	0	0	0	0	0	0	0	0	0	0	0	0	0	0
32. Other		(f) 0	0	0	0	0	0	0	0	0	0	0	0	0	0	0	0
33. Total Group Annuities		0	0	0	0	0	0	0	0	0	0	0	0	0	0	0	0
Accident and Health																	
34. Comprehensive individual		(d) XXX	XXX	XXX	XXX	XXX	XXX	XXX	XXX	XXX	XXX	0	0	0	0	0	0
35. Comprehensive group		(d) XXX	XXX	XXX	XXX	XXX	XXX	XXX	XXX	XXX	XXX	0	0	0	0	0	0
36. Medicare Supplement		(d) XXX	XXX	XXX	XXX	XXX	XXX	XXX	XXX	XXX	XXX	0	0	0	0	0	0
37. Vision only		(d) XXX	XXX	XXX	XXX	XXX	XXX	XXX	XXX	XXX	XXX	0	0	0	0	0	0
38. Dental only		(d) XXX	XXX	XXX	XXX	XXX	XXX	XXX	XXX	XXX	XXX	0	0	0	0	0	0
39. Federal Employees Health Benefits Plan		(d) XXX	XXX	XXX	XXX	XXX	XXX	XXX	XXX	XXX	XXX	0	0	0	0	0	0
40. Title XVIII Medicare		(d) XXX	XXX	XXX	XXX	XXX	XXX	XXX	XXX	XXX	XXX	0	0	0	0	0	0
41. Title XIX Medicaid		(d) XXX	XXX	XXX	XXX	XXX	XXX	XXX	XXX	XXX	XXX	0	0	0	0	0	0
42. Credit A&H		XXX	XXX	XXX	XXX	XXX	XXX	XXX	XXX	XXX	XXX	0	0	0	0	0	0
43. Disability income		(d) XXX	XXX	XXX	XXX	XXX	XXX	XXX	XXX	XXX	XXX	0	0	0	(112)	3	1,116
44. Long-term care		(d) XXX	XXX	XXX	XXX	XXX	XXX	XXX	XXX	XXX	XXX	0	0	0	0	0	0
45. Other health		(d) XXX	XXX	XXX	XXX	XXX	XXX	XXX	XXX	XXX	XXX	28	4,002	(9)	(4,401)	159	10,444
46. Total Accident and Health		XXX	XXX	XXX	XXX	XXX	XXX	XXX	XXX	XXX	XXX	28	4,002	(9)	(4,513)	162	11,560
47. TOTAL		71,732	25	73,681	0	0	0	0	25	73,681	0	31	440,002	(19)	(514,447)	259	3,952,214

(a) Includes Group Credit Life Insurance Loans less than or equal to 60 months at issue, prior year \$0 , current year \$0 Loans greater than 60 months at issue BUT NOT GREATER THAN 120 MONTHS prior year \$0 , current year \$0

(b) Corporate Owned Life Insurance/BOLI: 1) Number of policies:0 2) covering number of lives:0 3) face amount \$0

(c) Deposit-Type Contract Considerations NOT included in Total Premiums and Annuities Considerations: Individual: \$0 Group: \$0 Total: \$0

(d) For health business on indicated lines report: Number of persons insured under PPO managed care products0 and number of persons insured under indemnity only products0

(e) For health premiums written: amount of Medicare Title XVIII exempt from state taxes or fees \$0

(f) Certain Separate Account products are included in "Other" product categories in the table(s) above:

1. Individual Life - Other includes the following amounts related to Separate Account policies: Column 1) \$0 Column 7) \$0 Column 12) \$0

2. Group Life - Other includes the following amounts related to Separate Account policies: Column 1) \$0 Column 7) \$0 Column 12) \$0

3. Individual Annuities - Other includes the following amounts related to Separate Account policies: Column 1) \$0 Column 7) \$0 Column 12) \$0

4. Group Annuities - Other includes the following amounts related to Separate Account policies: Column 1) \$0 Column 7) \$0 Column 12) \$0



ANNUAL STATEMENT FOR THE YEAR 2023 OF THE United Transportation Union Insurance Association
LIFE INSURANCE (STATE PAGE)^(b)

NAIC Group Code 0000 BUSINESS IN THE STATE OF Oregon DURING THE YEAR 2023 NAIC Company Code 56413

Line of Business	1 Premiums and Annuities Considerations	2 Other Considerations	Dividends to Policyholders/Refunds to Members				7 Total (Col. 3+4+5+6)	Claims and Benefits Paid				
			3 Paid in Cash or Left on Deposit	4 Applied to Pay Renewal Premiums	5 Applied to Provide Paid-Up Additions or Shorten the Endowment or Premium-Paying Period	6 Other		8 Death and Annuity Benefits	9 Matured Endowments	10 Surrender Values and Withdrawals for Life Contracts	11 All Other Benefits	12 Total (Sum Columns 8 through 11)
Individual Life												
1. Industrial	0	0	0	0	0	0	0	0	0	0	0	0
2. Whole	8,111	0	0	0	0	0	0	13,854	0	0	203	14,057
3. Term	6,659	0	0	0	0	0	0	0	0	0	0	0
4. Indexed	0	0	0	0	0	0	0	0	0	0	0	0
5. Universal	1,059	0	0	0	0	0	0	0	0	0	0	0
6. Universal with secondary guarantees	0	0	0	0	0	0	0	0	0	0	0	0
7. Variable	0	0	0	0	0	0	0	0	0	0	0	0
8. Variable universal	0	0	0	0	0	0	0	0	0	0	0	0
9. Credit	0	0	0	0	0	0	0	0	0	0	0	0
10. Other	(f) 0	0	0	0	0	0	0	0	0	0	0	0
11. Total Individual Life	15,829	0	0	0	0	0	0	13,854	0	0	203	14,057
Group Life												
12. Whole	0	0	0	0	0	0	0	0	0	0	0	0
13. Term	0	0	0	0	0	0	0	0	0	0	0	0
14. Universal	0	0	0	0	0	0	0	0	0	0	0	0
15. Variable	0	0	0	0	0	0	0	0	0	0	0	0
16. Variable universal	0	0	0	0	0	0	0	0	0	0	0	0
17. Credit	0	0	0	0	0	0	0	0	0	0	0	0
18. Other	(f) 0	0	0	0	0	0	0	0	0	0	0	0
19. Total Group Life	0	0	0	0	0	0	0	0	0	0	0	0
Individual Annuities												
20. Fixed	0	0	0	0	0	0	0	0	0	0	0	0
21. Indexed	0	0	0	0	0	0	0	0	0	0	0	0
22. Variable with guarantees	0	0	0	0	0	0	0	0	0	0	0	0
23. Variable without guarantees	0	0	0	0	0	0	0	0	0	0	0	0
24. Life contingent payout	0	0	0	0	0	0	0	0	0	0	0	0
25. Other	(f) 0	0	0	0	0	0	0	0	0	0	0	0
26. Total Individual Annuities	0	0	0	0	0	0	0	0	0	0	0	0
Group Annuities												
27. Fixed	0	0	0	0	0	0	0	0	0	0	0	0
28. Indexed	0	0	0	0	0	0	0	0	0	0	0	0
29. Variable with guarantees	0	0	0	0	0	0	0	0	0	0	0	0
30. Variable without guarantees	0	0	0	0	0	0	0	0	0	0	0	0
31. Life contingent payout	0	0	0	0	0	0	0	0	0	0	0	0
32. Other	(f) 0	0	0	0	0	0	0	0	0	0	0	0
33. Total Group Annuities	0	0	0	0	0	0	0	0	0	0	0	0
Accident and Health												
34. Comprehensive individual	(d) 0	0	0	0	0	0	0	XXX	XXX	XXX	0	0
35. Comprehensive group	(d) 0	0	0	0	0	0	0	XXX	XXX	XXX	0	0
36. Medicare Supplement	(d) 0	0	0	0	0	0	0	XXX	XXX	XXX	0	0
37. Vision only	(d) 0	0	0	0	0	0	0	XXX	XXX	XXX	0	0
38. Dental only	(d) 0	0	0	0	0	0	0	XXX	XXX	XXX	0	0
39. Federal Employees Health Benefits Plan	(d) 0	0	0	0	0	0	0	XXX	XXX	XXX	0	0
40. Title XVIII Medicare	(d) 0 (e) 0	0	0	0	0	0	0	XXX	XXX	XXX	0	0
41. Title XIX Medicaid	(d) 0	0	0	0	0	0	0	XXX	XXX	XXX	0	0
42. Credit A&H	0	0	0	0	0	0	0	XXX	XXX	XXX	0	0
43. Disability income	(d) 8,444	0	0	0	0	0	0	XXX	XXX	XXX	15,828	15,828
44. Long-term care	(d) 0	0	0	0	0	0	0	XXX	XXX	XXX	0	0
45. Other health	(d) 5,410	0	0	0	0	0	0	XXX	XXX	XXX	0	0
46. Total Accident and Health	13,854	0	0	0	0	0	0	XXX	XXX	XXX	15,828	15,828
47. Total	29,684 (c)	0	0	0	0	0	0	13,854	0	0	16,031	29,885

ANNUAL STATEMENT FOR THE YEAR 2023 OF THE United Transportation Union Insurance Association

LIFE INSURANCE (STATE PAGE) (Continued)^(b)

NAIC Group Code		0000		BUSINESS IN THE STATE OF		Oregon		DURING THE YEAR						2023		NAIC Company Code		56413	
Line of Business		13 Incurred During Current Year	Direct Death Benefits, Matured Endowments Incurred and Annuity Benefits								22 Unpaid December 31, Current Year	Issued During Year		Other Changes to In Force (Net)		In Force December 31, Current Year (b)			
			Totals Paid		Reduction by Compromise		Amount Rejected		Total Settled During Current Year			23 Number of Pols/ Certs	24 Amount	25 Number of Pols/ Certs	26 Amount	27 Number of Pols/ Certs	28 Amount		
			14 Number of Pols/ Certs	15 Amount	16 Number of Pols/ Certs	17 Amount	18 Number of Pols/ Certs	19 Amount	20 Number of Pols/ Certs	21 Amount									
Individual Life		0	0	0	0	0	0	0	0	0	0	0	0	0	0	0	0		
1. Industrial		0	0	0	0	0	0	0	0	0	0	0	0	0	0	0	0		
2. Whole		13,854	4	13,854	0	0	0	0	4	13,854	0	0	0	(5)	(46,749)	43	750,517		
3. Term		0	0	0	0	0	0	0	0	0	0	0	0	(2)	(6,000)	21	1,860,495		
4. Indexed		0	0	0	0	0	0	0	0	0	0	0	0	0	0	0	0		
5. Universal		0	0	0	0	0	0	0	0	0	0	0	0	(1)	(29,055)	3	58,600		
6. Universal with secondary guarantees		0	0	0	0	0	0	0	0	0	0	0	0	0	0	0	0		
7. Variable		0	0	0	0	0	0	0	0	0	0	0	0	0	0	0	0		
8. Variable universal		0	0	0	0	0	0	0	0	0	0	0	0	0	0	0	0		
9. Credit		0	0	0	0	0	0	0	0	0	0	0	0	0	0	0	0		
10. Other (f)		0	0	0	0	0	0	0	0	0	0	0	0	0	0	0	0		
11. Total Individual Life		13,854	4	13,854	0	0	0	0	4	13,854	0	0	0	(8)	(81,804)	67	2,669,612		
Group Life		0	0	0	0	0	0	0	0	0	0	0	0	0	0	0	0		
12. Whole		0	0	0	0	0	0	0	0	0	0	0	0	0	0	0	0		
13. Term		0	0	0	0	0	0	0	0	0	0	0	0	0	0	0	0		
14. Universal		0	0	0	0	0	0	0	0	0	0	0	0	0	0	0	0		
15. Variable		0	0	0	0	0	0	0	0	0	0	0	0	0	0	0	0		
16. Variable universal		0	0	0	0	0	0	0	0	0	0	0	0	0	0	0	0		
17. Credit		0	0	0	0	0	0	0	0	0	0	0	0	0	0	0	0		
18. Other (f)		0	0	0	0	0	0	0	0	0	0	0	0	0	0	0	0 (a)		
19. Total Group Life		0	0	0	0	0	0	0	0	0	0	0	0	0	0	0	0		
Individual Annuities		0	0	0	0	0	0	0	0	0	0	0	0	0	5,879	2	152,860		
20. Fixed		0	0	0	0	0	0	0	0	0	0	0	0	0	0	0	0		
21. Indexed		0	0	0	0	0	0	0	0	0	0	0	0	0	0	0	0		
22. Variable with guarantees		0	0	0	0	0	0	0	0	0	0	0	0	0	0	0	0		
23. Variable without guarantees		0	0	0	0	0	0	0	0	0	0	0	0	0	0	0	0		
24. Life contingent payout		0	0	0	0	0	0	0	0	0	0	0	0	0	0	0	0		
25. Other (f)		0	0	0	0	0	0	0	0	0	0	0	0	0	0	0	0		
26. Total Individual Annuities		0	0	0	0	0	0	0	0	0	0	0	0	0	5,879	2	152,860		
Group Annuities		0	0	0	0	0	0	0	0	0	0	0	0	0	0	0	0		
27. Fixed		0	0	0	0	0	0	0	0	0	0	0	0	0	0	0	0		
28. Indexed		0	0	0	0	0	0	0	0	0	0	0	0	0	0	0	0		
29. Variable with guarantees		0	0	0	0	0	0	0	0	0	0	0	0	0	0	0	0		
30. Variable without guarantees		0	0	0	0	0	0	0	0	0	0	0	0	0	0	0	0		
31. Life contingent payout		0	0	0	0	0	0	0	0	0	0	0	0	0	0	0	0		
32. Other (f)		0	0	0	0	0	0	0	0	0	0	0	0	0	0	0	0		
33. Total Group Annuities		0	0	0	0	0	0	0	0	0	0	0	0	0	0	0	0		
Accident and Health		(d) XXX	XXX	XXX	XXX	XXX	XXX	XXX	XXX	XXX	XXX	0	0	0	0	0	0		
34. Comprehensive individual (d)		XXX	XXX	XXX	XXX	XXX	XXX	XXX	XXX	XXX	XXX	0	0	0	0	0	0		
35. Comprehensive group (d)		XXX	XXX	XXX	XXX	XXX	XXX	XXX	XXX	XXX	XXX	0	0	0	0	0	0		
36. Medicare Supplement (d)		XXX	XXX	XXX	XXX	XXX	XXX	XXX	XXX	XXX	XXX	0	0	0	0	0	0		
37. Vision only (d)		XXX	XXX	XXX	XXX	XXX	XXX	XXX	XXX	XXX	XXX	0	0	0	0	0	0		
38. Dental only (d)		XXX	XXX	XXX	XXX	XXX	XXX	XXX	XXX	XXX	XXX	0	0	0	0	0	0		
39. Federal Employees Health Benefits Plan (d)		XXX	XXX	XXX	XXX	XXX	XXX	XXX	XXX	XXX	XXX	0	0	0	0	0	0		
40. Title XVIII Medicare (d)		XXX	XXX	XXX	XXX	XXX	XXX	XXX	XXX	XXX	XXX	0	0	0	0	0	0		
41. Title XIX Medicaid (d)		XXX	XXX	XXX	XXX	XXX	XXX	XXX	XXX	XXX	XXX	0	0	0	0	0	0		
42. Credit A&H		XXX	XXX	XXX	XXX	XXX	XXX	XXX	XXX	XXX	XXX	0	0	0	0	0	0		
43. Disability income (d)		XXX	XXX	XXX	XXX	XXX	XXX	XXX	XXX	XXX	XXX	0	0	0	(252)	3	2,393		
44. Long-term care (d)		XXX	XXX	XXX	XXX	XXX	XXX	XXX	XXX	XXX	XXX	0	0	0	0	0	0		
45. Other health (d)		XXX	XXX	XXX	XXX	XXX	XXX	XXX	XXX	XXX	XXX	33	6,258	(11)	(4,047)	142	13,015		
46. Total Accident and Health		XXX	XXX	XXX	XXX	XXX	XXX	XXX	XXX	XXX	XXX	33	6,258	(11)	(4,299)	145	15,408		
47. TOTAL		13,854	4	13,854	0	0	0	0	4	13,854	0	33	6,258	(19)	(80,224)	214	2,837,880		

(a) Includes Group Credit Life Insurance Loans less than or equal to 60 months at issue, prior year \$ 0 , current year \$ 0 Loans greater than 60 months at issue BUT NOT GREATER THAN 120 MONTHS prior year \$ 0 , current year \$ 0

(b) Corporate Owned Life Insurance/BOLI: 1) Number of policies: 0 2) covering number of lives: 0 3) face amount \$ 0

(c) Deposit-Type Contract Considerations NOT included in Total Premiums and Annuities Considerations: Individual: \$ 0 Group: \$ 0 Total: \$ 0

(d) For health business on indicated lines report: Number of persons insured under PPO managed care products 0 and number of persons insured under indemnity only products 0

(e) For health premiums written: amount of Medicare Title XVIII exempt from state taxes or fees \$ 0

(f) Certain Separate Account products are included in "Other" product categories in the table(s) above:

1. Individual Life - Other includes the following amounts related to Separate Account policies: Column 1) \$ 0 Column 7) \$ 0 Column 12) \$ 0

2. Group Life - Other includes the following amounts related to Separate Account policies: Column 1) \$ 0 Column 7) \$ 0 Column 12) \$ 0

3. Individual Annuities - Other includes the following amounts related to Separate Account policies: Column 1) \$ 0 Column 7) \$ 0 Column 12) \$ 0

4. Group Annuities - Other includes the following amounts related to Separate Account policies: Column 1) \$ 0 Column 7) \$ 0 Column 12) \$ 0



ANNUAL STATEMENT FOR THE YEAR 2023 OF THE United Transportation Union Insurance Association
LIFE INSURANCE (STATE PAGE)^(b)

NAIC Group Code 0000 BUSINESS IN THE STATE OF Pennsylvania DURING THE YEAR 2023 NAIC Company Code 56413

Line of Business	1 Premiums and Annuities Considerations	2 Other Considerations	Dividends to Policyholders/Refunds to Members				7 Total (Col. 3+4+5+6)	8 Death and Annuity Benefits	Claims and Benefits Paid			
			3 Paid in Cash or Left on Deposit	4 Applied to Pay Renewal Premiums	5 Applied to Provide Paid-Up Additions or Shorten the Endowment or Premium-Paying Period	6 Other			9 Matured Endowments	10 Surrender Values and Withdrawals for Life Contracts	11 All Other Benefits	12 Total (Sum Columns 8 through 11)
Individual Life												
1. Industrial	0	0	0	0	0	0	0	0	0	0	0	0
2. Whole	60,157	0	147	0	0	0	147	45,689	0	0	914	46,603
3. Term	76,526	0	0	0	0	0	0	131,189	0	0	356	131,545
4. Indexed	0	0	0	0	0	0	0	0	0	0	0	0
5. Universal	13,322	0	0	0	0	0	0	0	0	0	389	389
6. Universal with secondary guarantees	0	0	0	0	0	0	0	0	0	0	0	0
7. Variable	0	0	0	0	0	0	0	0	0	0	0	0
8. Variable universal	0	0	0	0	0	0	0	0	0	0	0	0
9. Credit	0	0	0	0	0	0	0	0	0	0	0	0
10. Other	(f) 0	0	0	0	0	0	0	0	0	0	0	0
11. Total Individual Life	150,005	0	147	0	0	0	147	176,878	0	0	1,658	178,537
Group Life												
12. Whole	0	0	0	0	0	0	0	0	0	0	0	0
13. Term	0	0	0	0	0	0	0	0	0	0	0	0
14. Universal	0	0	0	0	0	0	0	0	0	0	0	0
15. Variable	0	0	0	0	0	0	0	0	0	0	0	0
16. Variable universal	0	0	0	0	0	0	0	0	0	0	0	0
17. Credit	0	0	0	0	0	0	0	0	0	0	0	0
18. Other	(f) 0	0	0	0	0	0	0	0	0	0	0	0
19. Total Group Life	0	0	0	0	0	0	0	0	0	0	0	0
Individual Annuities												
20. Fixed	303,621	0	0	0	0	0	0	649,301	0	0	0	649,301
21. Indexed	0	0	0	0	0	0	0	0	0	0	0	0
22. Variable with guarantees	0	0	0	0	0	0	0	0	0	0	0	0
23. Variable without guarantees	0	0	0	0	0	0	0	0	0	0	0	0
24. Life contingent payout	0	0	0	0	0	0	0	1,623	0	0	0	1,623
25. Other	(f) 0	0	0	0	0	0	0	0	0	0	14,505	14,505
26. Total Individual Annuities	303,621	0	0	0	0	0	0	650,924	0	0	14,505	665,429
Group Annuities												
27. Fixed	0	0	0	0	0	0	0	0	0	0	0	0
28. Indexed	0	0	0	0	0	0	0	0	0	0	0	0
29. Variable with guarantees	0	0	0	0	0	0	0	0	0	0	0	0
30. Variable without guarantees	0	0	0	0	0	0	0	0	0	0	0	0
31. Life contingent payout	0	0	0	0	0	0	0	0	0	0	0	0
32. Other	(f) 0	0	0	0	0	0	0	0	0	0	0	0
33. Total Group Annuities	0	0	0	0	0	0	0	0	0	0	0	0
Accident and Health												
34. Comprehensive individual	(d) 0	0	0	0	0	0	0	XXX	XXX	XXX	0	0
35. Comprehensive group	(d) 0	0	0	0	0	0	0	XXX	XXX	XXX	0	0
36. Medicare Supplement	(d) 0	0	0	0	0	0	0	XXX	XXX	XXX	0	0
37. Vision only	(d) 0	0	0	0	0	0	0	XXX	XXX	XXX	0	0
38. Dental only	(d) 0	0	0	0	0	0	0	XXX	XXX	XXX	0	0
39. Federal Employees Health Benefits Plan	(d) 0	0	0	0	0	0	0	XXX	XXX	XXX	0	0
40. Title XVIII Medicare	(d) 0 (e) 0	0	0	0	0	0	0	XXX	XXX	XXX	0	0
41. Title XIX Medicaid	(d) 0	0	0	0	0	0	0	XXX	XXX	XXX	0	0
42. Credit A&H	0	0	0	0	0	0	0	XXX	XXX	XXX	0	0
43. Disability income	(d) 60,058	0	0	0	0	0	0	XXX	XXX	XXX	3,897	3,897
44. Long-term care	(d) 0	0	0	0	0	0	0	XXX	XXX	XXX	0	0
45. Other health	(d) 47,389	0	0	0	0	0	0	XXX	XXX	XXX	1,308	1,308
46. Total Accident and Health	107,447	0	0	0	0	0	0	XXX	XXX	XXX	5,206	5,206
47. Total	561,073 (c)	0	147	0	0	0	147	827,803	0	0	21,369	849,171

ANNUAL STATEMENT FOR THE YEAR 2023 OF THE United Transportation Union Insurance Association

LIFE INSURANCE (STATE PAGE) (Continued)^(b)

NAIC Group Code		0000		BUSINESS IN THE STATE OF		Pennsylvania		DURING THE YEAR		2023		NAIC Company Code		56413			
Line of Business		13 Incurred During Current Year	Direct Death Benefits, Matured Endowments Incurred and Annuity Benefits								22 Unpaid December 31, Current Year	Issued During Year		Other Changes to In Force (Net)		In Force December 31, Current Year (b)	
			Totals Paid		Reduction by Compromise		Amount Rejected		Total Settled During Current Year			23 Number of Pols/ Certs	24 Amount	25 Number of Pols/ Certs	26 Amount	27 Number of Pols/ Certs	28 Amount
			14 Number of Pols/ Certs	15 Amount	16 Number of Pols/ Certs	17 Amount	18 Number of Pols/ Certs	19 Amount	20 Number of Pols/ Certs	21 Amount							
Individual Life																	
1. Industrial		0	0	0	0	0	0	0	0	0	0	0	0	0	0	0	
2. Whole		45,689	15	45,689	0	0	0	0	15	45,689	0	11	447,000	(23)	(368,881)	331	4,072,839
3. Term		86,021	3	131,189	0	0	0	0	3	131,189	0	6	1,199,500	(7)	(670,603)	131	12,287,079
4. Indexed		0	0	0	0	0	0	0	0	0	0	0	0	0	0	0	0
5. Universal		0	0	0	0	0	0	0	0	0	0	0	0	(2)	(14,722)	62	1,083,475
6. Universal with secondary guarantees		0	0	0	0	0	0	0	0	0	0	0	0	0	0	0	0
7. Variable		0	0	0	0	0	0	0	0	0	0	0	0	0	0	0	0
8. Variable universal		0	0	0	0	0	0	0	0	0	0	0	0	0	0	0	0
9. Credit		0	0	0	0	0	0	0	0	0	0	0	0	0	0	0	0
10. Other		0	0	0	0	0	0	0	0	0	0	0	0	0	0	0	0
11. Total Individual Life		131,710	18	176,878	0	0	0	0	18	176,878	0	17	1,646,500	(32)	(1,054,206)	524	17,443,393
Group Life																	
12. Whole		0	0	0	0	0	0	0	0	0	0	0	0	0	0	0	0
13. Term		0	0	0	0	0	0	0	0	0	0	0	0	0	0	0	0
14. Universal		0	0	0	0	0	0	0	0	0	0	0	0	0	0	0	0
15. Variable		0	0	0	0	0	0	0	0	0	0	0	0	0	0	0	0
16. Variable universal		0	0	0	0	0	0	0	0	0	0	0	0	0	0	0	0
17. Credit		0	0	0	0	0	0	0	0	0	0	0	0	0	0	0	0
18. Other		0	0	0	0	0	0	0	0	0	0	0	0	0	0	0	0 (a)
19. Total Group Life		0	0	0	0	0	0	0	0	0	0	0	0	0	0	0	0
Individual Annuities																	
20. Fixed		582,092	57	582,092	0	0	0	0	57	582,092	430	11	257,786	(8)	(403,520)	132	3,597,262
21. Indexed		0	0	0	0	0	0	0	0	0	0	0	0	0	0	0	0
22. Variable with guarantees		0	0	0	0	0	0	0	0	0	0	0	0	0	0	0	0
23. Variable without guarantees		0	0	0	0	0	0	0	0	0	0	0	0	0	0	0	0
24. Life contingent payout		0	0	0	0	0	0	0	0	0	0	0	0	0	0	1	0
25. Other		0 (f)	12	14,505	0	0	0	0	12	14,505	0	0	0	0	(4,279)	1	197,311
26. Total Individual Annuities		596,597	69	596,597	0	0	0	0	69	596,597	430	11	257,786	(8)	(407,799)	134	3,794,573
Group Annuities																	
27. Fixed		0	0	0	0	0	0	0	0	0	0	0	0	0	0	0	0
28. Indexed		0	0	0	0	0	0	0	0	0	0	0	0	0	0	0	0
29. Variable with guarantees		0	0	0	0	0	0	0	0	0	0	0	0	0	0	0	0
30. Variable without guarantees		0	0	0	0	0	0	0	0	0	0	0	0	0	0	0	0
31. Life contingent payout		0	0	0	0	0	0	0	0	0	0	0	0	0	0	0	0
32. Other		0 (f)	0	0	0	0	0	0	0	0	0	0	0	0	0	0	0
33. Total Group Annuities		0	0	0	0	0	0	0	0	0	0	0	0	0	0	0	0
Accident and Health																	
34. Comprehensive individual		0 (d)	XXX	XXX	XXX	XXX	XXX	XXX	XXX	XXX	XXX	0	0	0	0	0	0
35. Comprehensive group		0 (d)	XXX	XXX	XXX	XXX	XXX	XXX	XXX	XXX	XXX	0	0	0	0	0	0
36. Medicare Supplement		0 (d)	XXX	XXX	XXX	XXX	XXX	XXX	XXX	XXX	XXX	0	0	0	0	0	0
37. Vision only		0 (d)	XXX	XXX	XXX	XXX	XXX	XXX	XXX	XXX	XXX	0	0	0	0	0	0
38. Dental only		0 (d)	XXX	XXX	XXX	XXX	XXX	XXX	XXX	XXX	XXX	0	0	0	0	0	0
39. Federal Employees Health Benefits Plan		0 (d)	XXX	XXX	XXX	XXX	XXX	XXX	XXX	XXX	XXX	0	0	0	0	0	0
40. Title XVIII Medicare		0 (d)	XXX	XXX	XXX	XXX	XXX	XXX	XXX	XXX	XXX	0	0	0	0	0	0
41. Title XIX Medicaid		0 (d)	XXX	XXX	XXX	XXX	XXX	XXX	XXX	XXX	XXX	0	0	0	0	0	0
42. Credit A&H		0	XXX	XXX	XXX	XXX	XXX	XXX	XXX	XXX	XXX	0	0	0	0	0	0
43. Disability income		0 (d)	XXX	XXX	XXX	XXX	XXX	XXX	XXX	XXX	XXX	2	2,474	(10)	(10,840)	59	34,280
44. Long-term care		0 (d)	XXX	XXX	XXX	XXX	XXX	XXX	XXX	XXX	XXX	0	0	0	0	0	0
45. Other health		0 (d)	XXX	XXX	XXX	XXX	XXX	XXX	XXX	XXX	XXX	91	18,552	(63)	(38,840)	432	60,335
46. Total Accident and Health		0	XXX	XXX	XXX	XXX	XXX	XXX	XXX	XXX	XXX	93	21,026	(73)	(49,680)	491	94,615
47. TOTAL			728,307	87	773,475	0	0	0	87	773,475	430	121	1,925,312	(113)	(1,511,685)	1,149	21,332,581

(a) Includes Group Credit Life Insurance Loans less than or equal to 60 months at issue, prior year \$ 0 , current year \$ 0 Loans greater than 60 months at issue BUT NOT GREATER THAN 120 MONTHS prior year \$ 0 , current year \$ 0

(b) Corporate Owned Life Insurance/BOLI: 1) Number of policies: 0 2) covering number of lives: 0 3) face amount \$ 0

(c) Deposit-Type Contract Considerations NOT included in Total Premiums and Annuities Considerations: Individual: \$ 0 Group: \$ 0 Total: \$ 0

(d) For health business on indicated lines report: Number of persons insured under PPO managed care products 0 and number of persons insured under indemnity only products 0

(e) For health premiums written: amount of Medicare Title XVIII exempt from state taxes or fees \$ 0

(f) Certain Separate Account products are included in "Other" product categories in the table(s) above:

1. Individual Life - Other includes the following amounts related to Separate Account policies: Column 1) \$ 0 Column 7) \$ 0 Column 12) \$ 0

2. Group Life - Other includes the following amounts related to Separate Account policies: Column 1) \$ 0 Column 7) \$ 0 Column 12) \$ 0

3. Individual Annuities - Other includes the following amounts related to Separate Account policies: Column 1) \$ 0 Column 7) \$ 0 Column 12) \$ 0

4. Group Annuities - Other includes the following amounts related to Separate Account policies: Column 1) \$ 0 Column 7) \$ 0 Column 12) \$ 0



ANNUAL STATEMENT FOR THE YEAR 2023 OF THE United Transportation Union Insurance Association
LIFE INSURANCE (STATE PAGE)^(b)

NAIC Group Code 0000 BUSINESS IN THE STATE OF Rhode Island DURING THE YEAR 2023 NAIC Company Code 56413

Line of Business	1 Premiums and Annuities Considerations	2 Other Considerations	Dividends to Policyholders/Refunds to Members				7 Total (Col. 3+4+5+6)	8 Death and Annuity Benefits	Claims and Benefits Paid			
			3 Paid in Cash or Left on Deposit	4 Applied to Pay Renewal Premiums	5 Applied to Provide Paid-Up Additions or Shorten the Endowment or Premium-Paying Period	6 Other			9 Matured Endowments	10 Surrender Values and Withdrawals for Life Contracts	11 All Other Benefits	12 Total (Sum Columns 8 through 11)
Individual Life												
1. Industrial	0	0	0	0	0	0	0	0	0	0	0	0
2. Whole	0	0	0	0	0	0	0	0	0	0	0	0
3. Term	3,697	0	0	0	0	0	0	0	0	0	0	0
4. Indexed	0	0	0	0	0	0	0	0	0	0	0	0
5. Universal	0	0	0	0	0	0	0	0	0	0	0	0
6. Universal with secondary guarantees	0	0	0	0	0	0	0	0	0	0	0	0
7. Variable	0	0	0	0	0	0	0	0	0	0	0	0
8. Variable universal	0	0	0	0	0	0	0	0	0	0	0	0
9. Credit	0	0	0	0	0	0	0	0	0	0	0	0
10. Other	(f) 0	0	0	0	0	0	0	0	0	0	0	0
11. Total Individual Life	3,697	0	0	0	0	0	0	0	0	0	0	0
Group Life												
12. Whole	0	0	0	0	0	0	0	0	0	0	0	0
13. Term	0	0	0	0	0	0	0	0	0	0	0	0
14. Universal	0	0	0	0	0	0	0	0	0	0	0	0
15. Variable	0	0	0	0	0	0	0	0	0	0	0	0
16. Variable universal	0	0	0	0	0	0	0	0	0	0	0	0
17. Credit	0	0	0	0	0	0	0	0	0	0	0	0
18. Other	(f) 0	0	0	0	0	0	0	0	0	0	0	0
19. Total Group Life	0	0	0	0	0	0	0	0	0	0	0	0
Individual Annuities												
20. Fixed	0	0	0	0	0	0	0	0	0	0	0	0
21. Indexed	0	0	0	0	0	0	0	0	0	0	0	0
22. Variable with guarantees	0	0	0	0	0	0	0	0	0	0	0	0
23. Variable without guarantees	0	0	0	0	0	0	0	0	0	0	0	0
24. Life contingent payout	0	0	0	0	0	0	0	0	0	0	0	0
25. Other	(f) 0	0	0	0	0	0	0	0	0	0	0	0
26. Total Individual Annuities	0	0	0	0	0	0	0	0	0	0	0	0
Group Annuities												
27. Fixed	0	0	0	0	0	0	0	0	0	0	0	0
28. Indexed	0	0	0	0	0	0	0	0	0	0	0	0
29. Variable with guarantees	0	0	0	0	0	0	0	0	0	0	0	0
30. Variable without guarantees	0	0	0	0	0	0	0	0	0	0	0	0
31. Life contingent payout	0	0	0	0	0	0	0	0	0	0	0	0
32. Other	(f) 0	0	0	0	0	0	0	0	0	0	0	0
33. Total Group Annuities	0	0	0	0	0	0	0	0	0	0	0	0
Accident and Health												
34. Comprehensive individual	(d) 0	0	0	0	0	0	0	XXX	XXX	XXX	0	0
35. Comprehensive group	(d) 0	0	0	0	0	0	0	XXX	XXX	XXX	0	0
36. Medicare Supplement	(d) 0	0	0	0	0	0	0	XXX	XXX	XXX	0	0
37. Vision only	(d) 0	0	0	0	0	0	0	XXX	XXX	XXX	0	0
38. Dental only	(d) 0	0	0	0	0	0	0	XXX	XXX	XXX	0	0
39. Federal Employees Health Benefits Plan	(d) 0	0	0	0	0	0	0	XXX	XXX	XXX	0	0
40. Title XVIII Medicare	(d) 0 (e)	0	0	0	0	0	0	XXX	XXX	XXX	0	0
41. Title XIX Medicaid	(d) 0	0	0	0	0	0	0	XXX	XXX	XXX	0	0
42. Credit A&H	0	0	0	0	0	0	0	XXX	XXX	XXX	0	0
43. Disability income	(d) 131	0	0	0	0	0	0	XXX	XXX	XXX	0	0
44. Long-term care	(d) 0	0	0	0	0	0	0	XXX	XXX	XXX	0	0
45. Other health	(d) 258	0	0	0	0	0	0	XXX	XXX	XXX	0	0
46. Total Accident and Health	389	0	0	0	0	0	0	XXX	XXX	XXX	0	0
47. Total	4,087 (c)	0	0	0	0	0	0	0	0	0	0	0

ANNUAL STATEMENT FOR THE YEAR 2023 OF THE United Transportation Union Insurance Association

LIFE INSURANCE (STATE PAGE) (Continued)^(b)

NAIC Group Code		0000		BUSINESS IN THE STATE OF		Rhode Island		DURING THE YEAR		2023		NAIC Company Code		56413			
Line of Business		13 Incurred During Current Year	Direct Death Benefits, Matured Endowments Incurred and Annuity Benefits								22 Unpaid December 31, Current Year	Issued During Year		Other Changes to In Force (Net)		In Force December 31, Current Year (b)	
			Totals Paid		Reduction by Compromise		Amount Rejected		Total Settled During Current Year			23 Number of Pols/ Certs	24 Amount	25 Number of Pols/ Certs	26 Amount	27 Number of Pols/ Certs	28 Amount
			14 Number of Pols/ Certs	15 Amount	16 Number of Pols/ Certs	17 Amount	18 Number of Pols/ Certs	19 Amount	20 Number of Pols/ Certs	21 Amount							
Individual Life																	
1. Industrial		0	0	0	0	0	0	0	0	0	0	0	0	0	0	0	
2. Whole		0	0	0	0	0	0	0	0	0	0	0	0	0	0	0	
3. Term		0	0	0	0	0	0	0	0	0	0	0	0	0	4	350,000	
4. Indexed		0	0	0	0	0	0	0	0	0	0	0	0	0	0	0	
5. Universal		0	0	0	0	0	0	0	0	0	0	0	0	0	0	0	
6. Universal with secondary guarantees		0	0	0	0	0	0	0	0	0	0	0	0	0	0	0	
7. Variable		0	0	0	0	0	0	0	0	0	0	0	0	0	0	0	
8. Variable universal		0	0	0	0	0	0	0	0	0	0	0	0	0	0	0	
9. Credit		0	0	0	0	0	0	0	0	0	0	0	0	0	0	0	
10. Other		0	0	0	0	0	0	0	0	0	0	0	0	0	0	0	
11. Total Individual Life		0	0	0	0	0	0	0	0	0	0	0	0	0	4	350,000	
Group Life																	
12. Whole		0	0	0	0	0	0	0	0	0	0	0	0	0	0	0	
13. Term		0	0	0	0	0	0	0	0	0	0	0	0	0	0	0	
14. Universal		0	0	0	0	0	0	0	0	0	0	0	0	0	0	0	
15. Variable		0	0	0	0	0	0	0	0	0	0	0	0	0	0	0	
16. Variable universal		0	0	0	0	0	0	0	0	0	0	0	0	0	0	0	
17. Credit		0	0	0	0	0	0	0	0	0	0	0	0	0	0	0	
18. Other		0	0	0	0	0	0	0	0	0	0	0	0	0	0	0 (a)	
19. Total Group Life		0	0	0	0	0	0	0	0	0	0	0	0	0	0	0	
Individual Annuities																	
20. Fixed		0	0	0	0	0	0	0	0	0	0	0	0	1	1	36	
21. Indexed		0	0	0	0	0	0	0	0	0	0	0	0	0	0	0	
22. Variable with guarantees		0	0	0	0	0	0	0	0	0	0	0	0	0	0	0	
23. Variable without guarantees		0	0	0	0	0	0	0	0	0	0	0	0	0	0	0	
24. Life contingent payout		0	0	0	0	0	0	0	0	0	0	0	0	0	0	0	
25. Other		0	0	0	0	0	0	0	0	0	0	0	0	0	0	0	
26. Total Individual Annuities		0	0	0	0	0	0	0	0	0	0	0	0	1	1	36	
Group Annuities																	
27. Fixed		0	0	0	0	0	0	0	0	0	0	0	0	0	0	0	
28. Indexed		0	0	0	0	0	0	0	0	0	0	0	0	0	0	0	
29. Variable with guarantees		0	0	0	0	0	0	0	0	0	0	0	0	0	0	0	
30. Variable without guarantees		0	0	0	0	0	0	0	0	0	0	0	0	0	0	0	
31. Life contingent payout		0	0	0	0	0	0	0	0	0	0	0	0	0	0	0	
32. Other		0	0	0	0	0	0	0	0	0	0	0	0	0	0	0	
33. Total Group Annuities		0	0	0	0	0	0	0	0	0	0	0	0	0	0	0	
Accident and Health																	
34. Comprehensive individual		(d) XXX	XXX	XXX	XXX	XXX	XXX	XXX	XXX	XXX	XXX	0	0	0	0	0	
35. Comprehensive group		(d) XXX	XXX	XXX	XXX	XXX	XXX	XXX	XXX	XXX	XXX	0	0	0	0	0	
36. Medicare Supplement		(d) XXX	XXX	XXX	XXX	XXX	XXX	XXX	XXX	XXX	XXX	0	0	0	0	0	
37. Vision only		(d) XXX	XXX	XXX	XXX	XXX	XXX	XXX	XXX	XXX	XXX	0	0	0	0	0	
38. Dental only		(d) XXX	XXX	XXX	XXX	XXX	XXX	XXX	XXX	XXX	XXX	0	0	0	0	0	
39. Federal Employees Health Benefits Plan		(d) XXX	XXX	XXX	XXX	XXX	XXX	XXX	XXX	XXX	XXX	0	0	0	0	0	
40. Title XVIII Medicare		(d) XXX	XXX	XXX	XXX	XXX	XXX	XXX	XXX	XXX	XXX	0	0	0	0	0	
41. Title XIX Medicaid		(d) XXX	XXX	XXX	XXX	XXX	XXX	XXX	XXX	XXX	XXX	0	0	0	0	0	
42. Credit A&H		XXX	XXX	XXX	XXX	XXX	XXX	XXX	XXX	XXX	XXX	0	0	0	0	0	
43. Disability income		(d) XXX	XXX	XXX	XXX	XXX	XXX	XXX	XXX	XXX	XXX	0	0	0	0	0	
44. Long-term care		(d) XXX	XXX	XXX	XXX	XXX	XXX	XXX	XXX	XXX	XXX	0	0	0	0	0	
45. Other health		(d) XXX	XXX	XXX	XXX	XXX	XXX	XXX	XXX	XXX	XXX	3	528	0	(39)	744	
46. Total Accident and Health		XXX	XXX	XXX	XXX	XXX	XXX	XXX	XXX	XXX	XXX	3	528	0	(39)	744	
47. TOTAL		0	0	0	0	0	0	0	0	0	0	3	528	0	(38)	350,780	

(a) Includes Group Credit Life Insurance Loans less than or equal to 60 months at issue, prior year \$0 , current year \$0 Loans greater than 60 months at issue BUT NOT GREATER THAN 120 MONTHS prior year \$0 , current year \$0

(b) Corporate Owned Life Insurance/BOLI: 1) Number of policies:0 2) covering number of lives:0 3) face amount \$0

(c) Deposit-Type Contract Considerations NOT included in Total Premiums and Annuities Considerations: Individual: \$0 Group: \$0 Total: \$0

(d) For health business on indicated lines report: Number of persons insured under PPO managed care products0 and number of persons insured under indemnity only products0

(e) For health premiums written: amount of Medicare Title XVIII exempt from state taxes or fees \$0

(f) Certain Separate Account products are included in "Other" product categories in the table(s) above:

1. Individual Life - Other includes the following amounts related to Separate Account policies:

Column 1) \$0 Column 7) \$0 Column 12) \$0

2. Group Life - Other includes the following amounts related to Separate Account policies:

Column 1) \$0 Column 7) \$0 Column 12) \$0

3. Individual Annuities - Other includes the following amounts related to Separate Account policies:

Column 1) \$0 Column 7) \$0 Column 12) \$0

4. Group Annuities - Other includes the following amounts related to Separate Account policies:

Column 1) \$0 Column 7) \$0 Column 12) \$0



ANNUAL STATEMENT FOR THE YEAR 2023 OF THE United Transportation Union Insurance Association

LIFE INSURANCE (STATE PAGE)^(b)

NAIC Group Code 0000 BUSINESS IN THE STATE OF South Carolina DURING THE YEAR 2023 NAIC Company Code 56413

Line of Business	1 Premiums and Annuities Considerations	2 Other Considerations	Dividends to Policyholders/Refunds to Members				7 Total (Col. 3+4+5+6)	8 Death and Annuity Benefits	Claims and Benefits Paid			
			3 Paid in Cash or Left on Deposit	4 Applied to Pay Renewal Premiums	5 Applied to Provide Paid-Up Additions or Shorten the Endowment or Premium-Paying Period	6 Other			9 Matured Endowments	10 Surrender Values and Withdrawals for Life Contracts	11 All Other Benefits	12 Total (Sum Columns 8 through 11)
Individual Life												
1. Industrial	0	0	0	0	0	0	0	0	0	0	0	0
2. Whole	54,497	0	32	0	0	0	32	34,473	0	637	0	35,110
3. Term	26,619	0	0	0	0	0	0	0	0	0	0	0
4. Indexed	0	0	0	0	0	0	0	0	0	0	0	0
5. Universal	13,134	0	0	0	0	0	0	12,045	0	291	0	12,336
6. Universal with secondary guarantees	0	0	0	0	0	0	0	0	0	0	0	0
7. Variable	0	0	0	0	0	0	0	0	0	0	0	0
8. Variable universal	0	0	0	0	0	0	0	0	0	0	0	0
9. Credit	0	0	0	0	0	0	0	0	0	0	0	0
10. Other	(f) 0	0	0	0	0	0	0	0	0	0	0	0
11. Total Individual Life	94,251	0	32	0	0	0	32	46,518	0	0	929	47,446
Group Life												
12. Whole	0	0	0	0	0	0	0	0	0	0	0	0
13. Term	0	0	0	0	0	0	0	0	0	0	0	0
14. Universal	0	0	0	0	0	0	0	0	0	0	0	0
15. Variable	0	0	0	0	0	0	0	0	0	0	0	0
16. Variable universal	0	0	0	0	0	0	0	0	0	0	0	0
17. Credit	0	0	0	0	0	0	0	0	0	0	0	0
18. Other	(f) 0	0	0	0	0	0	0	0	0	0	0	0
19. Total Group Life	0	0	0	0	0	0	0	0	0	0	0	0
Individual Annuities												
20. Fixed	0	0	0	0	0	0	0	27,592	0	0	0	27,592
21. Indexed	0	0	0	0	0	0	0	0	0	0	0	0
22. Variable with guarantees	0	0	0	0	0	0	0	0	0	0	0	0
23. Variable without guarantees	0	0	0	0	0	0	0	0	0	0	0	0
24. Life contingent payout	0	0	0	0	0	0	0	0	0	0	0	0
25. Other	(f) 0	0	0	0	0	0	0	0	0	0	6,488	6,488
26. Total Individual Annuities	0	0	0	0	0	0	0	27,592	0	0	6,488	34,080
Group Annuities												
27. Fixed	0	0	0	0	0	0	0	0	0	0	0	0
28. Indexed	0	0	0	0	0	0	0	0	0	0	0	0
29. Variable with guarantees	0	0	0	0	0	0	0	0	0	0	0	0
30. Variable without guarantees	0	0	0	0	0	0	0	0	0	0	0	0
31. Life contingent payout	0	0	0	0	0	0	0	0	0	0	0	0
32. Other	(f) 0	0	0	0	0	0	0	0	0	0	0	0
33. Total Group Annuities	0	0	0	0	0	0	0	0	0	0	0	0
Accident and Health												
34. Comprehensive individual	(d) 0	0	0	0	0	0	0	XXX	XXX	XXX	0	0
35. Comprehensive group	(d) 0	0	0	0	0	0	0	XXX	XXX	XXX	0	0
36. Medicare Supplement	(d) 0	0	0	0	0	0	0	XXX	XXX	XXX	0	0
37. Vision only	(d) 0	0	0	0	0	0	0	XXX	XXX	XXX	0	0
38. Dental only	(d) 0	0	0	0	0	0	0	XXX	XXX	XXX	0	0
39. Federal Employees Health Benefits Plan	(d) 0	0	0	0	0	0	0	XXX	XXX	XXX	0	0
40. Title XVIII Medicare	(d) 0 (e) 0	0	0	0	0	0	0	XXX	XXX	XXX	0	0
41. Title XIX Medicaid	(d) 0	0	0	0	0	0	0	XXX	XXX	XXX	0	0
42. Credit A&H	0	0	0	0	0	0	0	XXX	XXX	XXX	0	0
43. Disability income	(d) 26,217	0	0	0	0	0	0	XXX	XXX	XXX	19,767	19,767
44. Long-term care	(d) 0	0	0	0	0	0	0	XXX	XXX	XXX	0	0
45. Other health	(d) 9,675	0	0	0	0	0	0	XXX	XXX	XXX	211	211
46. Total Accident and Health	35,892	0	0	0	0	0	0	XXX	XXX	XXX	19,978	19,978
47. Total	130,143 (c)	0	32	0	0	0	32	74,109	0	0	27,395	101,504

ANNUAL STATEMENT FOR THE YEAR 2023 OF THE United Transportation Union Insurance Association

LIFE INSURANCE (STATE PAGE) (Continued)^(b)

NAIC Group Code		0000		BUSINESS IN THE STATE OF		South Carolina		DURING THE YEAR		2023		NAIC Company Code		56413					
Line of Business		Direct Death Benefits, Matured Endowments Incurred and Annuity Benefits										22		Policy Exhibit					
		13		Claims Settled During Current Year										Issued During Year		Other Changes to In Force (Net)		In Force December 31, Current Year (b)	
				Totals Paid		Reduction by Compromise		Amount Rejected		Total Settled During Current Year		23	24	25	26	27	28		
		14 Number of Pols/ Certs	15 Amount	16 Number of Pols/ Certs	17 Amount	18 Number of Pols/ Certs	19 Amount	20 Number of Pols/ Certs	21 Amount	Unpaid December 31, Current Year	Number of Pols/ Certs							Amount	Number of Pols/ Certs
Individual Life																			
1. Industrial		0	0	0	0	0	0	0	0	0	0	0	0	0	0	0			
2. Whole		35,950	4	34,473	0	0	0	4	34,473	1,477	1	101,000	(8)	(136,724)	172	3,997,589			
3. Term		0	0	0	0	0	0	0	0	0	0	0	(4)	(373,970)	45	6,719,919			
4. Indexed		0	0	0	0	0	0	0	0	0	0	0	0	0	0	0			
5. Universal		12,045	1	12,045	0	0	0	1	12,045	0	0	0	(4)	(70,435)	57	1,065,005			
6. Universal with secondary guarantees		0	0	0	0	0	0	0	0	0	0	0	0	0	0	0			
7. Variable		0	0	0	0	0	0	0	0	0	0	0	0	0	0	0			
8. Variable universal		0	0	0	0	0	0	0	0	0	0	0	0	0	0	0			
9. Credit		0	0	0	0	0	0	0	0	0	0	0	0	0	0	0			
10. Other		0	0	0	0	0	0	0	0	0	0	0	0	0	0	0			
11. Total Individual Life		47,995	5	46,518	0	0	0	5	46,518	1,477	1	101,000	(16)	(581,129)	274	11,782,513			
Group Life																			
12. Whole		0	0	0	0	0	0	0	0	0	0	0	0	0	0	0			
13. Term		0	0	0	0	0	0	0	0	0	0	0	0	0	0	0			
14. Universal		0	0	0	0	0	0	0	0	0	0	0	0	0	0	0			
15. Variable		0	0	0	0	0	0	0	0	0	0	0	0	0	0	0			
16. Variable universal		0	0	0	0	0	0	0	0	0	0	0	0	0	0	0			
17. Credit		0	0	0	0	0	0	0	0	0	0	0	0	0	0	0			
18. Other		0	0	0	0	0	0	0	0	0	0	0	0	0	0	0 (a)			
19. Total Group Life		0	0	0	0	0	0	0	0	0	0	0	0	0	0	0			
Individual Annuities																			
20. Fixed		27,592	11	27,592	0	0	0	11	27,592	0	0	0	0	(9,012)	14	479,927			
21. Indexed		0	0	0	0	0	0	0	0	0	0	0	0	0	0	0			
22. Variable with guarantees		0	0	0	0	0	0	0	0	0	0	0	0	0	0	0			
23. Variable without guarantees		0	0	0	0	0	0	0	0	0	0	0	0	0	0	0			
24. Life contingent payout		0	0	0	0	0	0	0	0	0	0	0	0	0	0	0			
25. Other		6,488	13	6,488	0	0	0	13	6,488	0	0	0	0	(5,246)	2	18,174			
26. Total Individual Annuities		34,080	24	34,080	0	0	0	24	34,080	0	0	0	0	(14,258)	16	498,101			
Group Annuities																			
27. Fixed		0	0	0	0	0	0	0	0	0	0	0	0	0	0	0			
28. Indexed		0	0	0	0	0	0	0	0	0	0	0	0	0	0	0			
29. Variable with guarantees		0	0	0	0	0	0	0	0	0	0	0	0	0	0	0			
30. Variable without guarantees		0	0	0	0	0	0	0	0	0	0	0	0	0	0	0			
31. Life contingent payout		0	0	0	0	0	0	0	0	0	0	0	0	0	0	0			
32. Other		0	0	0	0	0	0	0	0	0	0	0	0	0	0	0			
33. Total Group Annuities		0	0	0	0	0	0	0	0	0	0	0	0	0	0	0			
Accident and Health																			
34. Comprehensive individual		(d) XXX	XXX	XXX	XXX	XXX	XXX	XXX	XXX	XXX	0	0	0	0	0	0			
35. Comprehensive group		(d) XXX	XXX	XXX	XXX	XXX	XXX	XXX	XXX	XXX	0	0	0	0	0	0			
36. Medicare Supplement		(d) XXX	XXX	XXX	XXX	XXX	XXX	XXX	XXX	XXX	0	0	0	0	0	0			
37. Vision only		(d) XXX	XXX	XXX	XXX	XXX	XXX	XXX	XXX	XXX	0	0	0	0	0	0			
38. Dental only		(d) XXX	XXX	XXX	XXX	XXX	XXX	XXX	XXX	XXX	0	0	0	0	0	0			
39. Federal Employees Health Benefits Plan		(d) XXX	XXX	XXX	XXX	XXX	XXX	XXX	XXX	XXX	0	0	0	0	0	0			
40. Title XVIII Medicare		(d) XXX	XXX	XXX	XXX	XXX	XXX	XXX	XXX	XXX	0	0	0	0	0	0			
41. Title XIX Medicaid		(d) XXX	XXX	XXX	XXX	XXX	XXX	XXX	XXX	XXX	0	0	0	0	0	0			
42. Credit A&H		XXX	XXX	XXX	XXX	XXX	XXX	XXX	XXX	XXX	0	0	0	0	0	0			
43. Disability income		(d) XXX	XXX	XXX	XXX	XXX	XXX	XXX	XXX	XXX	0	0	(4)	(4,443)	38	11,812			
44. Long-term care		(d) XXX	XXX	XXX	XXX	XXX	XXX	XXX	XXX	XXX	0	0	0	0	0	0			
45. Other health		(d) XXX	XXX	XXX	XXX	XXX	XXX	XXX	XXX	XXX	20	3,504	(25)	(11,424)	307	19,665			
46. Total Accident and Health		XXX	XXX	XXX	XXX	XXX	XXX	XXX	XXX	XXX	20	3,504	(29)	(15,867)	345	31,477			
47. TOTAL		82,075	29	80,598	0	0	0	29	80,598	1,477	21	104,504	(45)	(611,254)	635	12,312,091			

(a) Includes Group Credit Life Insurance Loans less than or equal to 60 months at issue, prior year \$ 0 , current year \$ 0 Loans greater than 60 months at issue BUT NOT GREATER THAN 120 MONTHS prior year \$ 0 , current year \$ 0

(b) Corporate Owned Life Insurance/BOLI: 1) Number of policies: 0 2) covering number of lives: 0 3) face amount \$ 0

(c) Deposit-Type Contract Considerations NOT included in Total Premiums and Annuities Considerations: Individual: \$ 0 Group: \$ 0 Total: \$ 0

(d) For health business on indicated lines report: Number of persons insured under PPO managed care products 0 and number of persons insured under indemnity only products 0

(e) For health premiums written: amount of Medicare Title XVIII exempt from state taxes or fees \$ 0

(f) Certain Separate Account products are included in "Other" product categories in the table(s) above:

1. Individual Life - Other includes the following amounts related to Separate Account policies: Column 1) \$ 0 Column 7) \$ 0 Column 12) \$ 0

2. Group Life - Other includes the following amounts related to Separate Account policies: Column 1) \$ 0 Column 7) \$ 0 Column 12) \$ 0

3. Individual Annuities - Other includes the following amounts related to Separate Account policies: Column 1) \$ 0 Column 7) \$ 0 Column 12) \$ 0

4. Group Annuities - Other includes the following amounts related to Separate Account policies: Column 1) \$ 0 Column 7) \$ 0 Column 12) \$ 0



ANNUAL STATEMENT FOR THE YEAR 2023 OF THE United Transportation Union Insurance Association
LIFE INSURANCE (STATE PAGE)^(b)

NAIC Group Code 0000 BUSINESS IN THE STATE OF South Dakota DURING THE YEAR 2023 NAIC Company Code 56413

Line of Business	1 Premiums and Annuities Considerations	2 Other Considerations	Dividends to Policyholders/Refunds to Members				7 Total (Col. 3+4+5+6)	8 Death and Annuity Benefits	Claims and Benefits Paid			
			3 Paid in Cash or Left on Deposit	4 Applied to Pay Renewal Premiums	5 Applied to Provide Paid-Up Additions or Shorten the Endowment or Premium-Paying Period	6 Other			9 Matured Endowments	10 Surrender Values and Withdrawals for Life Contracts	11 All Other Benefits	12 Total (Sum Columns 8 through 11)
Individual Life												
1. Industrial	0	0	0	0	0	0	0	0	0	0	0	0
2. Whole	1,249	0	0	0	0	0	0	3,220	0	0	0	3,220
3. Term	3,719	0	0	0	0	0	0	0	0	0	0	0
4. Indexed	0	0	0	0	0	0	0	0	0	0	0	0
5. Universal	1,232	0	0	0	0	0	0	0	0	0	0	0
6. Universal with secondary guarantees	0	0	0	0	0	0	0	0	0	0	0	0
7. Variable	0	0	0	0	0	0	0	0	0	0	0	0
8. Variable universal	0	0	0	0	0	0	0	0	0	0	0	0
9. Credit	0	0	0	0	0	0	0	0	0	0	0	0
10. Other	(f) 0	0	0	0	0	0	0	0	0	0	0	0
11. Total Individual Life	6,200	0	0	0	0	0	0	3,220	0	0	0	3,220
Group Life												
12. Whole	0	0	0	0	0	0	0	0	0	0	0	0
13. Term	0	0	0	0	0	0	0	0	0	0	0	0
14. Universal	0	0	0	0	0	0	0	0	0	0	0	0
15. Variable	0	0	0	0	0	0	0	0	0	0	0	0
16. Variable universal	0	0	0	0	0	0	0	0	0	0	0	0
17. Credit	0	0	0	0	0	0	0	0	0	0	0	0
18. Other	(f) 0	0	0	0	0	0	0	0	0	0	0	0
19. Total Group Life	0	0	0	0	0	0	0	0	0	0	0	0
Individual Annuities												
20. Fixed	0	0	0	0	0	0	0	2,332	0	0	0	2,332
21. Indexed	0	0	0	0	0	0	0	0	0	0	0	0
22. Variable with guarantees	0	0	0	0	0	0	0	0	0	0	0	0
23. Variable without guarantees	0	0	0	0	0	0	0	0	0	0	0	0
24. Life contingent payout	0	0	0	0	0	0	0	0	0	0	0	0
25. Other	(f) 0	0	0	0	0	0	0	0	0	0	0	0
26. Total Individual Annuities	0	0	0	0	0	0	0	2,332	0	0	0	2,332
Group Annuities												
27. Fixed	0	0	0	0	0	0	0	0	0	0	0	0
28. Indexed	0	0	0	0	0	0	0	0	0	0	0	0
29. Variable with guarantees	0	0	0	0	0	0	0	0	0	0	0	0
30. Variable without guarantees	0	0	0	0	0	0	0	0	0	0	0	0
31. Life contingent payout	0	0	0	0	0	0	0	0	0	0	0	0
32. Other	(f) 0	0	0	0	0	0	0	0	0	0	0	0
33. Total Group Annuities	0	0	0	0	0	0	0	0	0	0	0	0
Accident and Health												
34. Comprehensive individual	(d) 0	0	0	0	0	0	0	XXX	XXX	XXX	0	0
35. Comprehensive group	(d) 0	0	0	0	0	0	0	XXX	XXX	XXX	0	0
36. Medicare Supplement	(d) 0	0	0	0	0	0	0	XXX	XXX	XXX	0	0
37. Vision only	(d) 0	0	0	0	0	0	0	XXX	XXX	XXX	0	0
38. Dental only	(d) 0	0	0	0	0	0	0	XXX	XXX	XXX	0	0
39. Federal Employees Health Benefits Plan	(d) 0	0	0	0	0	0	0	XXX	XXX	XXX	0	0
40. Title XVIII Medicare	(d) 0 (e) 0	0	0	0	0	0	0	XXX	XXX	XXX	0	0
41. Title XIX Medicaid	(d) 0	0	0	0	0	0	0	XXX	XXX	XXX	0	0
42. Credit A&H	0	0	0	0	0	0	0	XXX	XXX	XXX	0	0
43. Disability income	(d) 3,003	0	0	0	0	0	0	XXX	XXX	XXX	0	0
44. Long-term care	(d) 0	0	0	0	0	0	0	XXX	XXX	XXX	0	0
45. Other health	(d) 2,023	0	0	0	0	0	0	XXX	XXX	XXX	0	0
46. Total Accident and Health	5,026	0	0	0	0	0	0	XXX	XXX	XXX	0	0
47. Total	11,226 (c)	0	0	0	0	0	0	5,552	0	0	0	5,552

ANNUAL STATEMENT FOR THE YEAR 2023 OF THE United Transportation Union Insurance Association

LIFE INSURANCE (STATE PAGE) (Continued)^(b)

NAIC Group Code		0000		BUSINESS IN THE STATE OF		South Dakota		DURING THE YEAR		2023		NAIC Company Code		56413					
Line of Business		Direct Death Benefits, Matured Endowments Incurred and Annuity Benefits										22		Policy Exhibit					
		13		Claims Settled During Current Year										Issued During Year		Other Changes to In Force (Net)		In Force December 31, Current Year (b)	
				Totals Paid		Reduction by Compromise		Amount Rejected		Total Settled During Current Year									
				14 Number of Pols/ Certs	15 Amount	16 Number of Pols/ Certs	17 Amount	18 Number of Pols/ Certs	19 Amount	20 Number of Pols/ Certs	21 Amount	Unpaid December 31, Current Year	23 Number of Pols/ Certs						
Individual Life		0	0	0	0	0	0	0	0	0	0	0	0	0	0	0			
1. Industrial		3,220	1	3,220	0	0	0	0	1	3,220	0	0	0	(1)	(3,220)	7	106,536		
2. Whole		0	0	0	0	0	0	0	0	0	0	0	(3)	(133,095)	11	359,352			
3. Term		0	0	0	0	0	0	0	0	0	0	0	0	0	0	0			
4. Indexed		0	0	0	0	0	0	0	0	0	0	0	0	0	0	0			
5. Universal		0	0	0	0	0	0	0	0	0	0	0	0	0	3	80,000			
6. Universal with secondary guarantees		0	0	0	0	0	0	0	0	0	0	0	0	0	0	0			
7. Variable		0	0	0	0	0	0	0	0	0	0	0	0	0	0	0			
8. Variable universal		0	0	0	0	0	0	0	0	0	0	0	0	0	0	0			
9. Credit		0	0	0	0	0	0	0	0	0	0	0	0	0	0	0			
10. Other (f)		0	0	0	0	0	0	0	0	0	0	0	0	0	0	0			
11. Total Individual Life		3,220	1	3,220	0	0	0	0	1	3,220	0	0	0	(4)	(136,315)	21	545,888		
Group Life		0	0	0	0	0	0	0	0	0	0	0	0	0	0	0			
12. Whole		0	0	0	0	0	0	0	0	0	0	0	0	0	0	0			
13. Term		0	0	0	0	0	0	0	0	0	0	0	0	0	0	0			
14. Universal		0	0	0	0	0	0	0	0	0	0	0	0	0	0	0			
15. Variable		0	0	0	0	0	0	0	0	0	0	0	0	0	0	0			
16. Variable universal		0	0	0	0	0	0	0	0	0	0	0	0	0	0	0			
17. Credit		0	0	0	0	0	0	0	0	0	0	0	0	0	0	0			
18. Other (f)		0	0	0	0	0	0	0	0	0	0	0	0	0	0	0 (a)			
19. Total Group Life		0	0	0	0	0	0	0	0	0	0	0	0	0	0	0			
Individual Annuities		2,332	4	2,332	0	0	0	0	4	2,332	0	0	0	0	337	7	71,803		
20. Fixed		0	0	0	0	0	0	0	0	0	0	0	0	0	0	0			
21. Indexed		0	0	0	0	0	0	0	0	0	0	0	0	0	0	0			
22. Variable with guarantees		0	0	0	0	0	0	0	0	0	0	0	0	0	0	0			
23. Variable without guarantees		0	0	0	0	0	0	0	0	0	0	0	0	0	0	0			
24. Life contingent payout		0	0	0	0	0	0	0	0	0	0	0	0	0	0	0			
25. Other (f)		0	0	0	0	0	0	0	0	0	0	0	0	0	0	0			
26. Total Individual Annuities		2,332	4	2,332	0	0	0	0	4	2,332	0	0	0	0	337	7	71,803		
Group Annuities		0	0	0	0	0	0	0	0	0	0	0	0	0	0	0			
27. Fixed		0	0	0	0	0	0	0	0	0	0	0	0	0	0	0			
28. Indexed		0	0	0	0	0	0	0	0	0	0	0	0	0	0	0			
29. Variable with guarantees		0	0	0	0	0	0	0	0	0	0	0	0	0	0	0			
30. Variable without guarantees		0	0	0	0	0	0	0	0	0	0	0	0	0	0	0			
31. Life contingent payout		0	0	0	0	0	0	0	0	0	0	0	0	0	0	0			
32. Other (f)		0	0	0	0	0	0	0	0	0	0	0	0	0	0	0			
33. Total Group Annuities		0	0	0	0	0	0	0	0	0	0	0	0	0	0	0			
Accident and Health		XXX	XXX	XXX	XXX	XXX	XXX	XXX	XXX	XXX	XXX	0	0	0	0	0			
34. Comprehensive individual (d)		XXX	XXX	XXX	XXX	XXX	XXX	XXX	XXX	XXX	XXX	0	0	0	0	0			
35. Comprehensive group (d)		XXX	XXX	XXX	XXX	XXX	XXX	XXX	XXX	XXX	XXX	0	0	0	0	0			
36. Medicare Supplement (d)		XXX	XXX	XXX	XXX	XXX	XXX	XXX	XXX	XXX	XXX	0	0	0	0	0			
37. Vision only (d)		XXX	XXX	XXX	XXX	XXX	XXX	XXX	XXX	XXX	XXX	0	0	0	0	0			
38. Dental only (d)		XXX	XXX	XXX	XXX	XXX	XXX	XXX	XXX	XXX	XXX	0	0	0	0	0			
39. Federal Employees Health Benefits Plan (d)		XXX	XXX	XXX	XXX	XXX	XXX	XXX	XXX	XXX	XXX	0	0	0	0	0			
40. Title XVIII Medicare (d)		XXX	XXX	XXX	XXX	XXX	XXX	XXX	XXX	XXX	XXX	0	0	0	0	0			
41. Title XIX Medicaid (d)		XXX	XXX	XXX	XXX	XXX	XXX	XXX	XXX	XXX	XXX	0	0	0	0	0			
42. Credit A&H		XXX	XXX	XXX	XXX	XXX	XXX	XXX	XXX	XXX	XXX	0	0	0	0	0			
43. Disability income (d)		XXX	XXX	XXX	XXX	XXX	XXX	XXX	XXX	XXX	XXX	0	0	(168)	1	1,350			
44. Long-term care (d)		XXX	XXX	XXX	XXX	XXX	XXX	XXX	XXX	XXX	XXX	0	0	0	0	0			
45. Other health (d)		XXX	XXX	XXX	XXX	XXX	XXX	XXX	XXX	XXX	XXX	4	606	(2)	(1,526)	48	3,270		
46. Total Accident and Health		XXX	XXX	XXX	XXX	XXX	XXX	XXX	XXX	XXX	XXX	4	606	(2)	(1,694)	49	4,620		
47. TOTAL		5,552	5	5,552	0	0	0	0	5	5,552	0	4	606	(6)	(137,672)	77	622,311		

(a) Includes Group Credit Life Insurance Loans less than or equal to 60 months at issue, prior year \$0 , current year \$0 Loans greater than 60 months at issue BUT NOT GREATER THAN 120 MONTHS prior year \$0 , current year \$0

(b) Corporate Owned Life Insurance/BOLI: 1) Number of policies:0 2) covering number of lives:0 3) face amount \$0

(c) Deposit-Type Contract Considerations NOT included in Total Premiums and Annuities Considerations: Individual: \$0 Group: \$0 Total: \$0

(d) For health business on indicated lines report: Number of persons insured under PPO managed care products0 and number of persons insured under indemnity only products0

(e) For health premiums written: amount of Medicare Title XVIII exempt from state taxes or fees \$0

(f) Certain Separate Account products are included in "Other" product categories in the table(s) above:

1. Individual Life - Other includes the following amounts related to Separate Account policies:

Column 1) \$0 Column 7) \$0 Column 12) \$0

2. Group Life - Other includes the following amounts related to Separate Account policies:

Column 1) \$0 Column 7) \$0 Column 12) \$0

3. Individual Annuities - Other includes the following amounts related to Separate Account policies:

Column 1) \$0 Column 7) \$0 Column 12) \$0

4. Group Annuities - Other includes the following amounts related to Separate Account policies:

Column 1) \$0 Column 7) \$0 Column 12) \$0



ANNUAL STATEMENT FOR THE YEAR 2023 OF THE United Transportation Union Insurance Association
LIFE INSURANCE (STATE PAGE)^(b)

NAIC Group Code 0000 BUSINESS IN THE STATE OF Tennessee DURING THE YEAR 2023 NAIC Company Code 56413

Line of Business	1 Premiums and Annuities Considerations	2 Other Considerations	Dividends to Policyholders/Refunds to Members					Claims and Benefits Paid				
			3 Paid in Cash or Left on Deposit	4 Applied to Pay Renewal Premiums	5 Applied to Provide Paid-Up Additions or Shorten the Endowment or Premium-Paying Period	6 Other	7 Total (Col. 3+4+5+6)	8 Death and Annuity Benefits	9 Matured Endowments	10 Surrender Values and Withdrawals for Life Contracts	11 All Other Benefits	12 Total (Sum Columns 8 through 11)
Individual Life												
1. Industrial	0	0	0	0	0	0	0	0	0	0	0	0
2. Whole	47,718	0	0	0	0	0	0	12,911	0	734	0	13,645
3. Term	42,590	0	0	0	0	0	0	0	0	0	1,122	1,122
4. Indexed	0	0	0	0	0	0	0	0	0	0	0	0
5. Universal	9,480	0	0	0	0	0	0	126,304	0	0	1,949	128,253
6. Universal with secondary guarantees	0	0	0	0	0	0	0	0	0	0	0	0
7. Variable	0	0	0	0	0	0	0	0	0	0	0	0
8. Variable universal	0	0	0	0	0	0	0	0	0	0	0	0
9. Credit	0	0	0	0	0	0	0	0	0	0	0	0
10. Other	(f) 0	0	0	0	0	0	0	0	0	0	0	0
11. Total Individual Life	99,788	0	0	0	0	0	0	139,215	0	0	3,806	143,021
Group Life												
12. Whole	0	0	0	0	0	0	0	0	0	0	0	0
13. Term	0	0	0	0	0	0	0	0	0	0	0	0
14. Universal	0	0	0	0	0	0	0	0	0	0	0	0
15. Variable	0	0	0	0	0	0	0	0	0	0	0	0
16. Variable universal	0	0	0	0	0	0	0	0	0	0	0	0
17. Credit	0	0	0	0	0	0	0	0	0	0	0	0
18. Other	(f) 0	0	0	0	0	0	0	0	0	0	0	0
19. Total Group Life	0	0	0	0	0	0	0	0	0	0	0	0
Individual Annuities												
20. Fixed	1,800	0	0	0	0	0	0	82,758	0	0	0	82,758
21. Indexed	0	0	0	0	0	0	0	0	0	0	0	0
22. Variable with guarantees	0	0	0	0	0	0	0	0	0	0	0	0
23. Variable without guarantees	0	0	0	0	0	0	0	0	0	0	0	0
24. Life contingent payout	0	0	0	0	0	0	0	0	0	0	0	0
25. Other	(f) 0	0	0	0	0	0	0	0	0	0	8,058	8,058
26. Total Individual Annuities	1,800	0	0	0	0	0	0	82,758	0	0	8,058	90,817
Group Annuities												
27. Fixed	0	0	0	0	0	0	0	0	0	0	0	0
28. Indexed	0	0	0	0	0	0	0	0	0	0	0	0
29. Variable with guarantees	0	0	0	0	0	0	0	0	0	0	0	0
30. Variable without guarantees	0	0	0	0	0	0	0	0	0	0	0	0
31. Life contingent payout	0	0	0	0	0	0	0	0	0	0	0	0
32. Other	(f) 0	0	0	0	0	0	0	0	0	0	0	0
33. Total Group Annuities	0	0	0	0	0	0	0	0	0	0	0	0
Accident and Health												
34. Comprehensive individual	(d) 0	0	0	0	0	0	0	XXX	XXX	XXX	0	0
35. Comprehensive group	(d) 0	0	0	0	0	0	0	XXX	XXX	XXX	0	0
36. Medicare Supplement	(d) 0	0	0	0	0	0	0	XXX	XXX	XXX	0	0
37. Vision only	(d) 0	0	0	0	0	0	0	XXX	XXX	XXX	0	0
38. Dental only	(d) 0	0	0	0	0	0	0	XXX	XXX	XXX	0	0
39. Federal Employees Health Benefits Plan	(d) 0	0	0	0	0	0	0	XXX	XXX	XXX	0	0
40. Title XVIII Medicare	(d) 0 (e) 0	0	0	0	0	0	0	XXX	XXX	XXX	0	0
41. Title XIX Medicaid	(d) 0	0	0	0	0	0	0	XXX	XXX	XXX	0	0
42. Credit A&H	0	0	0	0	0	0	0	XXX	XXX	XXX	0	0
43. Disability income	(d) 30,724	0	0	0	0	0	0	XXX	XXX	XXX	2,110	2,110
44. Long-term care	(d) 0	0	0	0	0	0	0	XXX	XXX	XXX	0	0
45. Other health	(d) 11,953	0	0	0	0	0	0	XXX	XXX	XXX	0	0
46. Total Accident and Health	42,677	0	0	0	0	0	0	XXX	XXX	XXX	2,110	2,110
47. Total	144,265 (c)	0	0	0	0	0	0	221,973	0	0	13,974	235,948

ANNUAL STATEMENT FOR THE YEAR 2023 OF THE United Transportation Union Insurance Association

LIFE INSURANCE (STATE PAGE) (Continued)^(b)

NAIC Group Code		0000		BUSINESS IN THE STATE OF		Tennessee		DURING THE YEAR				2023		NAIC Company Code		56413	
Line of Business		13 Incurred During Current Year	Direct Death Benefits, Matured Endowments Incurred and Annuity Benefits								22 Unpaid December 31, Current Year	Issued During Year		Other Changes to In Force (Net)		In Force December 31, Current Year (b)	
			Totals Paid		Reduction by Compromise		Amount Rejected		Total Settled During Current Year			23 Number of Pols/ Certs	24 Amount	25 Number of Pols/ Certs	26 Amount	27 Number of Pols/ Certs	28 Amount
			14 Number of Pols/ Certs	15 Amount	16 Number of Pols/ Certs	17 Amount	18 Number of Pols/ Certs	19 Amount	20 Number of Pols/ Certs	21 Amount							
Individual Life																	
1. Industrial		0	0	0	0	0	0	0	0	0	0	0	0	0	0	0	0
2. Whole		12,911	3	12,911	0	0	0	0	3	12,911	0	1	101,000	(12)	(227,636)	190	2,976,788
3. Term		0	0	0	0	0	0	0	0	0	0	2	701,000	(2)	(1,115,777)	78	7,081,466
4. Indexed		0	0	0	0	0	0	0	0	0	0	0	0	0	0	0	0
5. Universal		126,304	3	126,304	0	0	0	0	3	126,304	0	0	0	(5)	(221,686)	32	620,064
6. Universal with secondary guarantees		0	0	0	0	0	0	0	0	0	0	0	0	0	0	0	0
7. Variable		0	0	0	0	0	0	0	0	0	0	0	0	0	0	0	0
8. Variable universal		0	0	0	0	0	0	0	0	0	0	0	0	0	0	0	0
9. Credit		0	0	0	0	0	0	0	0	0	0	0	0	0	0	0	0
10. Other		0 (f)	0	0	0	0	0	0	0	0	0	0	0	0	0	0	0
11. Total Individual Life		139,215	6	139,215	0	0	0	0	6	139,215	0	3	802,000	(19)	(1,565,099)	300	10,678,318
Group Life																	
12. Whole		0	0	0	0	0	0	0	0	0	0	0	0	0	0	0	0
13. Term		0	0	0	0	0	0	0	0	0	0	0	0	0	0	0	0
14. Universal		0	0	0	0	0	0	0	0	0	0	0	0	0	0	0	0
15. Variable		0	0	0	0	0	0	0	0	0	0	0	0	0	0	0	0
16. Variable universal		0	0	0	0	0	0	0	0	0	0	0	0	0	0	0	0
17. Credit		0	0	0	0	0	0	0	0	0	0	0	0	0	0	0	0
18. Other		0 (f)	0	0	0	0	0	0	0	0	0	0	0	0	0	0	0 (a)
19. Total Group Life		0	0	0	0	0	0	0	0	0	0	0	0	0	0	0	0
Individual Annuities																	
20. Fixed		19,340	24	19,340	0	0	0	0	24	19,340	0	0	0	(2)	43,747	45	1,858,812
21. Indexed		0	0	0	0	0	0	0	0	0	0	0	0	0	0	0	0
22. Variable with guarantees		0	0	0	0	0	0	0	0	0	0	0	0	0	0	0	0
23. Variable without guarantees		0	0	0	0	0	0	0	0	0	0	0	0	0	0	0	0
24. Life contingent payout		0	0	0	0	0	0	0	0	0	0	0	0	0	0	0	0
25. Other		0 (f)	24	8,058	0	0	0	0	24	8,058	0	0	0	0	(245)	2	154,396
26. Total Individual Annuities		27,398	48	27,398	0	0	0	0	48	27,398	0	0	0	(2)	43,502	47	2,013,208
Group Annuities																	
27. Fixed		0	0	0	0	0	0	0	0	0	0	0	0	0	0	0	0
28. Indexed		0	0	0	0	0	0	0	0	0	0	0	0	0	0	0	0
29. Variable with guarantees		0	0	0	0	0	0	0	0	0	0	0	0	0	0	0	0
30. Variable without guarantees		0	0	0	0	0	0	0	0	0	0	0	0	0	0	0	0
31. Life contingent payout		0	0	0	0	0	0	0	0	0	0	0	0	0	0	0	0
32. Other		0 (f)	0	0	0	0	0	0	0	0	0	0	0	0	0	0	0
33. Total Group Annuities		0	0	0	0	0	0	0	0	0	0	0	0	0	0	0	0
Accident and Health																	
34. Comprehensive individual		0 (d)	XXX	XXX	XXX	XXX	XXX	XXX	XXX	XXX	XXX	0	0	0	0	0	0
35. Comprehensive group		0 (d)	XXX	XXX	XXX	XXX	XXX	XXX	XXX	XXX	XXX	0	0	0	0	0	0
36. Medicare Supplement		0 (d)	XXX	XXX	XXX	XXX	XXX	XXX	XXX	XXX	XXX	0	0	0	0	0	0
37. Vision only		0 (d)	XXX	XXX	XXX	XXX	XXX	XXX	XXX	XXX	XXX	0	0	0	0	0	0
38. Dental only		0 (d)	XXX	XXX	XXX	XXX	XXX	XXX	XXX	XXX	XXX	0	0	0	0	0	0
39. Federal Employees Health Benefits Plan		0 (d)	XXX	XXX	XXX	XXX	XXX	XXX	XXX	XXX	XXX	0	0	0	0	0	0
40. Title XVIII Medicare		0 (d)	XXX	XXX	XXX	XXX	XXX	XXX	XXX	XXX	XXX	0	0	0	0	0	0
41. Title XIX Medicaid		0 (d)	XXX	XXX	XXX	XXX	XXX	XXX	XXX	XXX	XXX	0	0	0	0	0	0
42. Credit A&H		0	XXX	XXX	XXX	XXX	XXX	XXX	XXX	XXX	XXX	0	0	0	0	0	0
43. Disability income		0 (d)	XXX	XXX	XXX	XXX	XXX	XXX	XXX	XXX	XXX	0	0	(1)	(873)	19	7,405
44. Long-term care		0 (d)	XXX	XXX	XXX	XXX	XXX	XXX	XXX	XXX	XXX	0	0	0	0	0	0
45. Other health		0 (d)	XXX	XXX	XXX	XXX	XXX	XXX	XXX	XXX	XXX	36	6,126	(41)	(18,460)	487	27,935
46. Total Accident and Health		0	XXX	XXX	XXX	XXX	XXX	XXX	XXX	XXX	XXX	36	6,126	(42)	(19,333)	506	35,340
47. TOTAL		166,613	54	166,613	0	0	0	0	54	166,613	0	39	808,126	(63)	(1,540,930)	853	12,726,866

(a) Includes Group Credit Life Insurance Loans less than or equal to 60 months at issue, prior year \$ 0 , current year \$ 0 Loans greater than 60 months at issue BUT NOT GREATER THAN 120 MONTHS prior year \$ 0 , current year \$ 0

(b) Corporate Owned Life Insurance/BOLI: 1) Number of policies: 0 2) covering number of lives: 0 3) face amount \$ 0

(c) Deposit-Type Contract Considerations NOT included in Total Premiums and Annuities Considerations: Individual: \$ 0 Group: \$ 0 Total: \$ 0

(d) For health business on indicated lines report: Number of persons insured under PPO managed care products 0 and number of persons insured under indemnity only products 0

(e) For health premiums written: amount of Medicare Title XVIII exempt from state taxes or fees \$ 0

(f) Certain Separate Account products are included in "Other" product categories in the table(s) above:

1. Individual Life - Other includes the following amounts related to Separate Account policies:

Column 1) \$ 0 Column 7) \$ 0 Column 12) \$ 0

2. Group Life - Other includes the following amounts related to Separate Account policies:

Column 1) \$ 0 Column 7) \$ 0 Column 12) \$ 0

3. Individual Annuities - Other includes the following amounts related to Separate Account policies:

Column 1) \$ 0 Column 7) \$ 0 Column 12) \$ 0

4. Group Annuities - Other includes the following amounts related to Separate Account policies:

Column 1) \$ 0 Column 7) \$ 0 Column 12) \$ 0



ANNUAL STATEMENT FOR THE YEAR 2023 OF THE United Transportation Union Insurance Association
LIFE INSURANCE (STATE PAGE)^(b)

NAIC Group Code 0000 BUSINESS IN THE STATE OF Texas DURING THE YEAR 2023 NAIC Company Code 56413

Line of Business	1 Premiums and Annuities Considerations	2 Other Considerations	Dividends to Policyholders/Refunds to Members				7 Total (Col. 3+4+5+6)	Claims and Benefits Paid				
			3 Paid in Cash or Left on Deposit	4 Applied to Pay Renewal Premiums	5 Applied to Provide Paid-Up Additions or Shorten the Endowment or Premium-Paying Period	6 Other		8 Death and Annuity Benefits	9 Matured Endowments	10 Surrender Values and Withdrawals for Life Contracts	11 All Other Benefits	12 Total (Sum Columns 8 through 11)
Individual Life												
1. Industrial	0	0	0	0	0	0	0	0	0	0	0	0
2. Whole	117,030	0	244	0	0	0	244	154,030	1,000	0	2,677	157,707
3. Term	138,964	0	0	0	0	0	0	36,108	0	0	0	36,108
4. Indexed	0	0	0	0	0	0	0	0	0	0	0	0
5. Universal	18,444	0	0	0	0	0	0	46,065	0	0	2,128	48,193
6. Universal with secondary guarantees	0	0	0	0	0	0	0	0	0	0	0	0
7. Variable	0	0	0	0	0	0	0	0	0	0	0	0
8. Variable universal	0	0	0	0	0	0	0	0	0	0	0	0
9. Credit	0	0	0	0	0	0	0	0	0	0	0	0
10. Other	(f) 0	0	0	0	0	0	0	0	0	0	0	0
11. Total Individual Life	274,438	0	244	0	0	0	244	236,204	1,000	0	4,804	242,008
Group Life												
12. Whole	0	0	0	0	0	0	0	0	0	0	0	0
13. Term	0	0	0	0	0	0	0	0	0	0	0	0
14. Universal	0	0	0	0	0	0	0	0	0	0	0	0
15. Variable	0	0	0	0	0	0	0	0	0	0	0	0
16. Variable universal	0	0	0	0	0	0	0	0	0	0	0	0
17. Credit	0	0	0	0	0	0	0	0	0	0	0	0
18. Other	(f) 0	0	0	0	0	0	0	0	0	0	0	0
19. Total Group Life	0	0	0	0	0	0	0	0	0	0	0	0
Individual Annuities												
20. Fixed	39,387	0	0	0	0	0	0	287,692	0	0	0	287,692
21. Indexed	0	0	0	0	0	0	0	0	0	0	0	0
22. Variable with guarantees	0	0	0	0	0	0	0	0	0	0	0	0
23. Variable without guarantees	0	0	0	0	0	0	0	0	0	0	0	0
24. Life contingent payout	0	0	0	0	0	0	0	0	0	0	0	0
25. Other	(f) 0	0	0	0	0	0	0	0	0	0	0	0
26. Total Individual Annuities	39,387	0	0	0	0	0	0	287,692	0	0	0	287,692
Group Annuities												
27. Fixed	0	0	0	0	0	0	0	0	0	0	0	0
28. Indexed	0	0	0	0	0	0	0	0	0	0	0	0
29. Variable with guarantees	0	0	0	0	0	0	0	0	0	0	0	0
30. Variable without guarantees	0	0	0	0	0	0	0	0	0	0	0	0
31. Life contingent payout	0	0	0	0	0	0	0	0	0	0	0	0
32. Other	(f) 0	0	0	0	0	0	0	0	0	0	0	0
33. Total Group Annuities	0	0	0	0	0	0	0	0	0	0	0	0
Accident and Health												
34. Comprehensive individual	(d) 0	0	0	0	0	0	0	XXX	XXX	XXX	0	0
35. Comprehensive group	(d) 0	0	0	0	0	0	0	XXX	XXX	XXX	0	0
36. Medicare Supplement	(d) 0	0	0	0	0	0	0	XXX	XXX	XXX	0	0
37. Vision only	(d) 0	0	0	0	0	0	0	XXX	XXX	XXX	0	0
38. Dental only	(d) 0	0	0	0	0	0	0	XXX	XXX	XXX	0	0
39. Federal Employees Health Benefits Plan	(d) 0	0	0	0	0	0	0	XXX	XXX	XXX	0	0
40. Title XVIII Medicare	(d) 0 (e) 0	0	0	0	0	0	0	XXX	XXX	XXX	0	0
41. Title XIX Medicaid	(d) 0	0	0	0	0	0	0	XXX	XXX	XXX	0	0
42. Credit A&H	0	0	0	0	0	0	0	XXX	XXX	XXX	0	0
43. Disability income	(d) 102,854	0	0	0	0	0	0	XXX	XXX	XXX	62,854	62,854
44. Long-term care	(d) 0	0	0	0	0	0	0	XXX	XXX	XXX	0	0
45. Other health	(d) 92,952	0	0	0	0	0	0	XXX	XXX	XXX	13,720	13,720
46. Total Accident and Health	195,807	0	0	0	0	0	0	XXX	XXX	XXX	76,574	76,574
47. Total	509,632 (c)	0	244	0	0	0	244	523,895	1,000	0	81,379	606,274

ANNUAL STATEMENT FOR THE YEAR 2023 OF THE United Transportation Union Insurance Association
LIFE INSURANCE (STATE PAGE) (Continued)^(b)

NAIC Group Code		0000		BUSINESS IN THE STATE OF		Texas		DURING THE YEAR		2023		NAIC Company Code		56413					
Line of Business		Direct Death Benefits, Matured Endowments Incurred and Annuity Benefits										22		Policy Exhibit					
		13		Claims Settled During Current Year										Issued During Year		Other Changes to In Force (Net)		In Force December 31, Current Year (b)	
				Totals Paid		Reduction by Compromise		Amount Rejected		Total Settled During Current Year		23	24	25	26	27	28		
		14	15	16	17	18	19	20	21	Unpaid December 31, Current Year	Number of Pols/ Certs	Amount	Number of Pols/ Certs	Amount	Number of Pols/ Certs	Amount			
		Incurred During Current Year	Number of Pols/ Certs	Amount	Number of Pols/ Certs	Amount	Number of Pols/ Certs	Amount	Number of Pols/ Certs	Amount									
Individual Life																			
1. Industrial		0	0	0	0	0	0	0	0	0	0	0	0	0	0				
2. Whole		156,708	16	155,030	0	0	0	16	155,030	4,627	15	1,405,000	(28)	(777,048)	403	8,856,038			
3. Term		36,108	1	36,108	0	0	0	1	36,108	0	5	2,050,000	(17)	(2,828,316)	199	24,229,652			
4. Indexed		0	0	0	0	0	0	0	0	0	0	0	0	0	0	0			
5. Universal		46,065	3	46,065	0	0	0	3	46,065	0	0	0	(7)	(163,873)	72	1,515,201			
6. Universal with secondary guarantees		0	0	0	0	0	0	0	0	0	0	0	0	0	0	0			
7. Variable		0	0	0	0	0	0	0	0	0	0	0	0	0	0	0			
8. Variable universal		0	0	0	0	0	0	0	0	0	0	0	0	0	0	0			
9. Credit		0	0	0	0	0	0	0	0	0	0	0	0	0	0	0			
10. Other		0 (f)	0	0	0	0	0	0	0	0	0	0	0	0	0	0			
11. Total Individual Life		238,881	20	237,204	0	0	0	20	237,204	4,627	20	3,455,000	(52)	(3,769,237)	674	34,600,891			
Group Life																			
12. Whole		0	0	0	0	0	0	0	0	0	0	0	0	0	0	0			
13. Term		0	0	0	0	0	0	0	0	0	0	0	0	0	0	0			
14. Universal		0	0	0	0	0	0	0	0	0	0	0	0	0	0	0			
15. Variable		0	0	0	0	0	0	0	0	0	0	0	0	0	0	0			
16. Variable universal		0	0	0	0	0	0	0	0	0	0	0	0	0	0	0			
17. Credit		0	0	0	0	0	0	0	0	0	0	0	0	0	0	0			
18. Other		0 (f)	0	0	0	0	0	0	0	0	0	0	0	0	0	0 (a)			
19. Total Group Life		0	0	0	0	0	0	0	0	0	0	0	0	0	0	0			
Individual Annuities																			
20. Fixed		287,692	96	287,692	0	0	0	96	287,692	0	0	0	(5)	(84,671)	83	4,417,460			
21. Indexed		0	0	0	0	0	0	0	0	0	0	0	0	0	0	0			
22. Variable with guarantees		0	0	0	0	0	0	0	0	0	0	0	0	0	0	0			
23. Variable without guarantees		0	0	0	0	0	0	0	0	0	0	0	0	0	0	0			
24. Life contingent payout		0	0	0	0	0	0	0	0	0	0	0	0	0	0	0			
25. Other		0 (f)	0	0	0	0	0	0	0	0	0	0	0	0	0	0			
26. Total Individual Annuities		287,692	96	287,692	0	0	0	96	287,692	0	0	0	(5)	(84,671)	83	4,417,460			
Group Annuities																			
27. Fixed		0	0	0	0	0	0	0	0	0	0	0	0	0	0	0			
28. Indexed		0	0	0	0	0	0	0	0	0	0	0	0	0	0	0			
29. Variable with guarantees		0	0	0	0	0	0	0	0	0	0	0	0	0	0	0			
30. Variable without guarantees		0	0	0	0	0	0	0	0	0	0	0	0	0	0	0			
31. Life contingent payout		0	0	0	0	0	0	0	0	0	0	0	0	0	0	0			
32. Other		0 (f)	0	0	0	0	0	0	0	0	0	0	0	0	0	0			
33. Total Group Annuities		0	0	0	0	0	0	0	0	0	0	0	0	0	0	0			
Accident and Health																			
34. Comprehensive individual		0 (d)	XXX	XXX	XXX	XXX	XXX	XXX	XXX	XXX	0	0	0	0	0	0			
35. Comprehensive group		0 (d)	XXX	XXX	XXX	XXX	XXX	XXX	XXX	XXX	0	0	0	0	0	0			
36. Medicare Supplement		0 (d)	XXX	XXX	XXX	XXX	XXX	XXX	XXX	XXX	0	0	0	0	0	0			
37. Vision only		0 (d)	XXX	XXX	XXX	XXX	XXX	XXX	XXX	XXX	0	0	0	0	0	0			
38. Dental only		0 (d)	XXX	XXX	XXX	XXX	XXX	XXX	XXX	XXX	0	0	0	0	0	0			
39. Federal Employees Health Benefits Plan		0 (d)	XXX	XXX	XXX	XXX	XXX	XXX	XXX	XXX	0	0	0	0	0	0			
40. Title XVIII Medicare		0 (d)	XXX	XXX	XXX	XXX	XXX	XXX	XXX	XXX	0	0	0	0	0	0			
41. Title XIX Medicaid		0 (d)	XXX	XXX	XXX	XXX	XXX	XXX	XXX	XXX	0	0	0	0	0	0			
42. Credit A&H			XXX	XXX	XXX	XXX	XXX	XXX	XXX	XXX	0	0	0	0	0	0			
43. Disability income		0 (d)	XXX	XXX	XXX	XXX	XXX	XXX	XXX	XXX	0	0	(8)	(9,412)	52	37,158			
44. Long-term care		0 (d)	XXX	XXX	XXX	XXX	XXX	XXX	XXX	XXX	0	0	0	0	0	0			
45. Other health		0 (d)	XXX	XXX	XXX	XXX	XXX	XXX	XXX	XXX	284	51,138	(127)	(79,959)	1,317	143,582			
46. Total Accident and Health			XXX	XXX	XXX	XXX	XXX	XXX	XXX	XXX	284	51,138	(135)	(89,371)	1,369	180,740			
47. TOTAL			526,573	116	524,896	0	0	0	116	524,896	4,627	304	3,506,138	(192)	(3,943,279)	2,126	39,199,091		

(a) Includes Group Credit Life Insurance Loans less than or equal to 60 months at issue, prior year \$ 0 , current year \$ 0 Loans greater than 60 months at issue BUT NOT GREATER THAN 120 MONTHS prior year \$ 0 , current year \$ 0

(b) Corporate Owned Life Insurance/BOLI: 1) Number of policies: 0 2) covering number of lives: 0 3) face amount \$ 0

(c) Deposit-Type Contract Considerations NOT included in Total Premiums and Annuities Considerations: Individual: \$ 0 Group: \$ 0 Total: \$ 0

(d) For health business on indicated lines report: Number of persons insured under PPO managed care products 0 and number of persons insured under indemnity only products 0

(e) For health premiums written: amount of Medicare Title XVIII exempt from state taxes or fees \$ 0

(f) Certain Separate Account products are included in "Other" product categories in the table(s) above:

1. Individual Life - Other includes the following amounts related to Separate Account policies: Column 1) \$ 0 Column 7) \$ 0 Column 12) \$ 0

2. Group Life - Other includes the following amounts related to Separate Account policies: Column 1) \$ 0 Column 7) \$ 0 Column 12) \$ 0

3. Individual Annuities - Other includes the following amounts related to Separate Account policies: Column 1) \$ 0 Column 7) \$ 0 Column 12) \$ 0

4. Group Annuities - Other includes the following amounts related to Separate Account policies: Column 1) \$ 0 Column 7) \$ 0 Column 12) \$ 0



ANNUAL STATEMENT FOR THE YEAR 2023 OF THE United Transportation Union Insurance Association
LIFE INSURANCE (STATE PAGE)^(b)

NAIC Group Code 0000 BUSINESS IN THE STATE OF Utah DURING THE YEAR 2023 NAIC Company Code 56413

Line of Business	1 Premiums and Annuities Considerations	2 Other Considerations	Dividends to Policyholders/Refunds to Members				7 Total (Col. 3+4+5+6)	8 Death and Annuity Benefits	Claims and Benefits Paid			
			3 Paid in Cash or Left on Deposit	4 Applied to Pay Renewal Premiums	5 Applied to Provide Paid-Up Additions or Shorten the Endowment or Premium-Paying Period	6 Other			9 Matured Endowments	10 Surrender Values and Withdrawals for Life Contracts	11 All Other Benefits	12 Total (Sum Columns 8 through 11)
Individual Life												
1. Industrial	0	0	0	0	0	0	0	0	0	0	0	0
2. Whole	18,045	0	17	0	0	0	17	37,119	0	272	0	37,391
3. Term	14,974	0	0	0	0	0	0	0	0	0	0	0
4. Indexed	0	0	0	0	0	0	0	0	0	0	0	0
5. Universal	878	0	0	0	0	0	0	12,469	0	0	536	13,005
6. Universal with secondary guarantees	0	0	0	0	0	0	0	0	0	0	0	0
7. Variable	0	0	0	0	0	0	0	0	0	0	0	0
8. Variable universal	0	0	0	0	0	0	0	0	0	0	0	0
9. Credit	0	0	0	0	0	0	0	0	0	0	0	0
10. Other	(f) 0	0	0	0	0	0	0	0	0	0	0	0
11. Total Individual Life	33,897	0	17	0	0	0	17	49,588	0	0	808	50,396
Group Life												
12. Whole	0	0	0	0	0	0	0	0	0	0	0	0
13. Term	0	0	0	0	0	0	0	0	0	0	0	0
14. Universal	0	0	0	0	0	0	0	0	0	0	0	0
15. Variable	0	0	0	0	0	0	0	0	0	0	0	0
16. Variable universal	0	0	0	0	0	0	0	0	0	0	0	0
17. Credit	0	0	0	0	0	0	0	0	0	0	0	0
18. Other	(f) 0	0	0	0	0	0	0	0	0	0	0	0
19. Total Group Life	0	0	0	0	0	0	0	0	0	0	0	0
Individual Annuities												
20. Fixed	0	0	0	0	0	0	0	7,693	0	0	0	7,693
21. Indexed	0	0	0	0	0	0	0	0	0	0	0	0
22. Variable with guarantees	0	0	0	0	0	0	0	0	0	0	0	0
23. Variable without guarantees	0	0	0	0	0	0	0	0	0	0	0	0
24. Life contingent payout	0	0	0	0	0	0	0	0	0	1,092	0	1,092
25. Other	(f) 0	0	0	0	0	0	0	0	0	0	1,240	1,240
26. Total Individual Annuities	0	0	0	0	0	0	0	7,693	0	1,092	1,240	10,024
Group Annuities												
27. Fixed	0	0	0	0	0	0	0	0	0	0	0	0
28. Indexed	0	0	0	0	0	0	0	0	0	0	0	0
29. Variable with guarantees	0	0	0	0	0	0	0	0	0	0	0	0
30. Variable without guarantees	0	0	0	0	0	0	0	0	0	0	0	0
31. Life contingent payout	0	0	0	0	0	0	0	0	0	0	0	0
32. Other	(f) 0	0	0	0	0	0	0	0	0	0	0	0
33. Total Group Annuities	0	0	0	0	0	0	0	0	0	0	0	0
Accident and Health												
34. Comprehensive individual	(d) 0	0	0	0	0	0	0	XXX	XXX	XXX	0	0
35. Comprehensive group	(d) 0	0	0	0	0	0	0	XXX	XXX	XXX	0	0
36. Medicare Supplement	(d) 0	0	0	0	0	0	0	XXX	XXX	XXX	0	0
37. Vision only	(d) 0	0	0	0	0	0	0	XXX	XXX	XXX	0	0
38. Dental only	(d) 0	0	0	0	0	0	0	XXX	XXX	XXX	0	0
39. Federal Employees Health Benefits Plan	(d) 0	0	0	0	0	0	0	XXX	XXX	XXX	0	0
40. Title XVIII Medicare	(d) 0 (e) 0	0	0	0	0	0	0	XXX	XXX	XXX	0	0
41. Title XIX Medicaid	(d) 0	0	0	0	0	0	0	XXX	XXX	XXX	0	0
42. Credit A&H	0	0	0	0	0	0	0	XXX	XXX	XXX	0	0
43. Disability income	(d) 9,474	0	0	0	0	0	0	XXX	XXX	XXX	2,638	2,638
44. Long-term care	(d) 0	0	0	0	0	0	0	XXX	XXX	XXX	0	0
45. Other health	(d) 8,842	0	0	0	0	0	0	XXX	XXX	XXX	4,031	4,031
46. Total Accident and Health	18,316	0	0	0	0	0	0	XXX	XXX	XXX	6,669	6,669
47. Total	52,213 (c)	0	17	0	0	0	17	57,281	0	1,092	8,716	67,089

ANNUAL STATEMENT FOR THE YEAR 2023 OF THE United Transportation Union Insurance Association

LIFE INSURANCE (STATE PAGE) (Continued)^(b)

NAIC Group Code		0000		BUSINESS IN THE STATE OF		Utah		DURING THE YEAR							2023		NAIC Company Code		56413	
Line of Business		13 Incurred During Current Year	Direct Death Benefits, Matured Endowments Incurred and Annuity Benefits								22 Unpaid December 31, Current Year	Issued During Year		Other Changes to In Force (Net)		In Force December 31, Current Year (b)				
			Claims Settled During Current Year		Total Settled During Current Year		23 Number of Pols/ Certs	24 Amount	25 Number of Pols/ Certs	26 Amount		27 Number of Pols/ Certs	28 Amount							
			Totals Paid		Reduction by Compromise									Amount Rejected						
			14 Number of Pols/ Certs	15 Amount	16 Number of Pols/ Certs	17 Amount								18 Number of Pols/ Certs	19 Amount	20 Number of Pols/ Certs	21 Amount			
Individual Life		0	0	0	0	0	0	0	0	0	0	0	0	0	0	0	0			
1. Industrial		37,119	3	37,119	0	0	0	0	3	37,119	0	0	0	(6)	(86,322)	90	1,290,246			
3. Term		0	0	0	0	0	0	0	0	0	0	1	750,000	(1)	(2,604)	28	3,368,940			
4. Indexed		0	0	0	0	0	0	0	0	0	0	0	0	0	0	0	0			
5. Universal		12,469	1	12,469	0	0	0	0	1	12,469	0	0	0	(1)	(9,946)	2	39,418			
6. Universal with secondary guarantees		0	0	0	0	0	0	0	0	0	0	0	0	0	0	0	0			
7. Variable		0	0	0	0	0	0	0	0	0	0	0	0	0	0	0	0			
8. Variable universal		0	0	0	0	0	0	0	0	0	0	0	0	0	0	0	0			
9. Credit		0	0	0	0	0	0	0	0	0	0	0	0	0	0	0	0			
10. Other		0	0	0	0	0	0	0	0	0	0	0	0	0	0	0	0			
11. Total Individual Life		49,588	4	49,588	0	0	0	0	4	49,588	0	1	750,000	(8)	(98,872)	120	4,698,604			
Group Life		0	0	0	0	0	0	0	0	0	0	0	0	0	0	0	0			
12. Whole		0	0	0	0	0	0	0	0	0	0	0	0	0	0	0	0			
13. Term		0	0	0	0	0	0	0	0	0	0	0	0	0	0	0	0			
14. Universal		0	0	0	0	0	0	0	0	0	0	0	0	0	0	0	0			
15. Variable		0	0	0	0	0	0	0	0	0	0	0	0	0	0	0	0			
16. Variable universal		0	0	0	0	0	0	0	0	0	0	0	0	0	0	0	0			
17. Credit		0	0	0	0	0	0	0	0	0	0	0	0	0	0	0	0			
18. Other		0	0	0	0	0	0	0	0	0	0	0	0	0	0	0	0			
19. Total Group Life		0	0	0	0	0	0	0	0	0	0	0	0	0	0	0	0			
Individual Annuities		14,007	3	14,007	0	0	0	0	3	14,007	0	0	0	(1)	(4,861)	7	70,328			
21. Indexed		0	0	0	0	0	0	0	0	0	0	0	0	0	0	0	0			
22. Variable with guarantees		0	0	0	0	0	0	0	0	0	0	0	0	0	0	0	0			
23. Variable without guarantees		0	0	0	0	0	0	0	0	0	0	0	0	0	0	0	0			
24. Life contingent payout		1,092	12	1,092	0	0	0	0	12	1,092	0	0	0	0	0	1	10,766			
25. Other		1,240	4	1,240	0	0	0	0	4	1,240	0	0	0	0	(1,066)	1	3,844			
26. Total Individual Annuities		16,339	19	16,339	0	0	0	0	19	16,339	0	0	0	(1)	(5,927)	9	84,938			
Group Annuities		0	0	0	0	0	0	0	0	0	0	0	0	0	0	0	0			
27. Fixed		0	0	0	0	0	0	0	0	0	0	0	0	0	0	0	0			
28. Indexed		0	0	0	0	0	0	0	0	0	0	0	0	0	0	0	0			
29. Variable with guarantees		0	0	0	0	0	0	0	0	0	0	0	0	0	0	0	0			
30. Variable without guarantees		0	0	0	0	0	0	0	0	0	0	0	0	0	0	0	0			
31. Life contingent payout		0	0	0	0	0	0	0	0	0	0	0	0	0	0	0	0			
32. Other		0	0	0	0	0	0	0	0	0	0	0	0	0	0	0	0			
33. Total Group Annuities		0	0	0	0	0	0	0	0	0	0	0	0	0	0	0	0			
Accident and Health		XXX	XXX	XXX	XXX	XXX	XXX	XXX	XXX	XXX	XXX	0	0	0	0	0	0			
34. Comprehensive individual		XXX	XXX	XXX	XXX	XXX	XXX	XXX	XXX	XXX	XXX	0	0	0	0	0	0			
35. Comprehensive group		XXX	XXX	XXX	XXX	XXX	XXX	XXX	XXX	XXX	XXX	0	0	0	0	0	0			
36. Medicare Supplement		XXX	XXX	XXX	XXX	XXX	XXX	XXX	XXX	XXX	XXX	0	0	0	0	0	0			
37. Vision only		XXX	XXX	XXX	XXX	XXX	XXX	XXX	XXX	XXX	XXX	0	0	0	0	0	0			
38. Dental only		XXX	XXX	XXX	XXX	XXX	XXX	XXX	XXX	XXX	XXX	0	0	0	0	0	0			
39. Federal Employees Health Benefits Plan		XXX	XXX	XXX	XXX	XXX	XXX	XXX	XXX	XXX	XXX	0	0	0	0	0	0			
40. Title XVIII Medicare		XXX	XXX	XXX	XXX	XXX	XXX	XXX	XXX	XXX	XXX	0	0	0	0	0	0			
41. Title XIX Medicaid		XXX	XXX	XXX	XXX	XXX	XXX	XXX	XXX	XXX	XXX	0	0	0	0	0	0			
42. Credit A&H		XXX	XXX	XXX	XXX	XXX	XXX	XXX	XXX	XXX	XXX	0	0	0	0	0	0			
43. Disability income		XXX	XXX	XXX	XXX	XXX	XXX	XXX	XXX	XXX	XXX	0	0	0	(72)	1	580			
44. Long-term care		XXX	XXX	XXX	XXX	XXX	XXX	XXX	XXX	XXX	XXX	0	0	0	0	0	0			
45. Other health		XXX	XXX	XXX	XXX	XXX	XXX	XXX	XXX	XXX	XXX	34	6,762	(14)	(9,210)	167	15,513			
46. Total Accident and Health		XXX	XXX	XXX	XXX	XXX	XXX	XXX	XXX	XXX	XXX	34	6,762	(14)	(9,282)	168	16,093			
47. TOTAL		65,927	23	65,927	0	0	0	0	23	65,927	0	35	756,762	(23)	(114,081)	297	4,799,633			

(a) Includes Group Credit Life Insurance Loans less than or equal to 60 months at issue, prior year \$ 0 , current year \$ 0 Loans greater than 60 months at issue BUT NOT GREATER THAN 120 MONTHS prior year \$ 0 , current year \$ 0

(b) Corporate Owned Life Insurance/BOLI: 1) Number of policies: 0 2) covering number of lives: 0 3) face amount \$ 0

(c) Deposit-Type Contract Considerations NOT included in Total Premiums and Annuities Considerations: Individual: \$ 0 Group: \$ 0 Total: \$ 0

(d) For health business on indicated lines report: Number of persons insured under PPO managed care products 0 and number of persons insured under indemnity only products 0

(e) For health premiums written: amount of Medicare Title XVIII exempt from state taxes or fees \$ 0

(f) Certain Separate Account products are included in "Other" product categories in the table(s) above:

1. Individual Life - Other includes the following amounts related to Separate Account policies: Column 1) \$ 0 Column 7) \$ 0 Column 12) \$ 0

2. Group Life - Other includes the following amounts related to Separate Account policies: Column 1) \$ 0 Column 7) \$ 0 Column 12) \$ 0

3. Individual Annuities - Other includes the following amounts related to Separate Account policies: Column 1) \$ 0 Column 7) \$ 0 Column 12) \$ 0

4. Group Annuities - Other includes the following amounts related to Separate Account policies: Column 1) \$ 0 Column 7) \$ 0 Column 12) \$ 0



ANNUAL STATEMENT FOR THE YEAR 2023 OF THE United Transportation Union Insurance Association
LIFE INSURANCE (STATE PAGE)^(b)

NAIC Group Code 0000 BUSINESS IN THE STATE OF Vermont DURING THE YEAR 2023 NAIC Company Code 56413

Line of Business	1 Premiums and Annuities Considerations	2 Other Considerations	Dividends to Policyholders/Refunds to Members					Claims and Benefits Paid				
			3 Paid in Cash or Left on Deposit	4 Applied to Pay Renewal Premiums	5 Applied to Provide Paid-Up Additions or Shorten the Endowment or Premium-Paying Period	6 Other	7 Total (Col. 3+4+5+6)	8 Death and Annuity Benefits	9 Matured Endowments	10 Surrender Values and Withdrawals for Life Contracts	11 All Other Benefits	12 Total (Sum Columns 8 through 11)
Individual Life												
1. Industrial	0	0	0	0	0	0	0	0	0	0	0	0
2. Whole406												
3. Term	0	0	0	0	0	0	0	0	0	0	0	0
4. Indexed	0	0	0	0	0	0	0	0	0	0	0	0
5. Universal	70	0	0	0	0	0	0	0	0	0	0	0
6. Universal with secondary guarantees	0	0	0	0	0	0	0	0	0	0	0	0
7. Variable	0	0	0	0	0	0	0	0	0	0	0	0
8. Variable universal	0	0	0	0	0	0	0	0	0	0	0	0
9. Credit	0	0	0	0	0	0	0	0	0	0	0	0
10. Other(f)	0	0	0	0	0	0	0	0	0	0	0	0
11. Total Individual Life	475	0	0	0	0	0	0	0	0	0	0	0
Group Life												
12. Whole	0	0	0	0	0	0	0	0	0	0	0	0
13. Term	0	0	0	0	0	0	0	0	0	0	0	0
14. Universal	0	0	0	0	0	0	0	0	0	0	0	0
15. Variable	0	0	0	0	0	0	0	0	0	0	0	0
16. Variable universal	0	0	0	0	0	0	0	0	0	0	0	0
17. Credit	0	0	0	0	0	0	0	0	0	0	0	0
18. Other(f)	0	0	0	0	0	0	0	0	0	0	0	0
19. Total Group Life	0	0	0	0	0	0	0	0	0	0	0	0
Individual Annuities												
20. Fixed	0	0	0	0	0	0	0	0	0	0	0	0
21. Indexed	0	0	0	0	0	0	0	0	0	0	0	0
22. Variable with guarantees	0	0	0	0	0	0	0	0	0	0	0	0
23. Variable without guarantees	0	0	0	0	0	0	0	0	0	0	0	0
24. Life contingent payout	0	0	0	0	0	0	0	0	0	0	0	0
25. Other(f)	0	0	0	0	0	0	0	0	0	0	0	0
26. Total Individual Annuities	0	0	0	0	0	0	0	0	0	0	0	0
Group Annuities												
27. Fixed	0	0	0	0	0	0	0	0	0	0	0	0
28. Indexed	0	0	0	0	0	0	0	0	0	0	0	0
29. Variable with guarantees	0	0	0	0	0	0	0	0	0	0	0	0
30. Variable without guarantees	0	0	0	0	0	0	0	0	0	0	0	0
31. Life contingent payout	0	0	0	0	0	0	0	0	0	0	0	0
32. Other(f)	0	0	0	0	0	0	0	0	0	0	0	0
33. Total Group Annuities	0	0	0	0	0	0	0	0	0	0	0	0
Accident and Health												
34. Comprehensive individual(d)	0	0	0	0	0	0	0	XXX	XXX	XXX	0	0
35. Comprehensive group(d)	0	0	0	0	0	0	0	XXX	XXX	XXX	0	0
36. Medicare Supplement(d)	0	0	0	0	0	0	0	XXX	XXX	XXX	0	0
37. Vision only(d)	0	0	0	0	0	0	0	XXX	XXX	XXX	0	0
38. Dental only(d)	0	0	0	0	0	0	0	XXX	XXX	XXX	0	0
39. Federal Employees Health Benefits Plan(d)	0	0	0	0	0	0	0	XXX	XXX	XXX	0	0
40. Title XVIII Medicare(d) 0 (e)	0	0	0	0	0	0	0	XXX	XXX	XXX	0	0
41. Title XIX Medicaid(d)	0	0	0	0	0	0	0	XXX	XXX	XXX	0	0
42. Credit A&H	0	0	0	0	0	0	0	XXX	XXX	XXX	0	0
43. Disability income(d)	50	0	0	0	0	0	0	XXX	XXX	XXX	0	0
44. Long-term care(d)	0	0	0	0	0	0	0	XXX	XXX	XXX	0	0
45. Other health(d)	112	0	0	0	0	0	0	XXX	XXX	XXX	580	580
46. Total Accident and Health	161	0	0	0	0	0	0	XXX	XXX	XXX	580	580
47. Total	637 (c)	0	0	0	0	0	0	0	0	0	580	580

ANNUAL STATEMENT FOR THE YEAR 2023 OF THE United Transportation Union Insurance Association

LIFE INSURANCE (STATE PAGE) (Continued)^(b)

NAIC Group Code		0000		BUSINESS IN THE STATE OF		Vermont		DURING THE YEAR		2023		NAIC Company Code		56413			
Line of Business		Direct Death Benefits, Matured Endowments Incurred and Annuity Benefits									Policy Exhibit						
		13	Claims Settled During Current Year								22	Issued During Year		Other Changes to In Force (Net)		In Force December 31, Current Year (b)	
			Totals Paid		Reduction by Compromise		Amount Rejected		Total Settled During Current Year			23	24	25	26	27	28
			14	15	16	17	18	19	20	21		Number of Pols/ Certs	Amount	Number of Pols/ Certs	Amount	Number of Pols/ Certs	Amount
		Incurred During Current Year	Number of Pols/ Certs	Amount	Number of Pols/ Certs	Amount	Number of Pols/ Certs	Amount	Number of Pols/ Certs	Amount	Unpaid December 31, Current Year	Number of Pols/ Certs	Amount	Number of Pols/ Certs	Amount	Number of Pols/ Certs	Amount
Individual Life																	
1. Industrial		0	0	0	0	0	0	0	0	0	0	0	0	0	0	0	0
2. Whole		0	0	0	0	0	0	0	0	0	0	0	0	0	0	3	24,520
3. Term		0	0	0	0	0	0	0	0	0	0	0	0	0	0	1	10,000
4. Indexed		0	0	0	0	0	0	0	0	0	0	0	0	0	0	0	0
5. Universal		0	0	0	0	0	0	0	0	0	0	0	0	0	0	1	10,000
6. Universal with secondary guarantees		0	0	0	0	0	0	0	0	0	0	0	0	0	0	0	0
7. Variable		0	0	0	0	0	0	0	0	0	0	0	0	0	0	0	0
8. Variable universal		0	0	0	0	0	0	0	0	0	0	0	0	0	0	0	0
9. Credit		0	0	0	0	0	0	0	0	0	0	0	0	0	0	0	0
10. Other (f)		0	0	0	0	0	0	0	0	0	0	0	0	0	0	0	0
11. Total Individual Life		0	0	0	0	0	0	0	0	0	0	0	0	0	0	5	44,520
Group Life																	
12. Whole		0	0	0	0	0	0	0	0	0	0	0	0	0	0	0	0
13. Term		0	0	0	0	0	0	0	0	0	0	0	0	0	0	0	0
14. Universal		0	0	0	0	0	0	0	0	0	0	0	0	0	0	0	0
15. Variable		0	0	0	0	0	0	0	0	0	0	0	0	0	0	0	0
16. Variable universal		0	0	0	0	0	0	0	0	0	0	0	0	0	0	0	0
17. Credit		0	0	0	0	0	0	0	0	0	0	0	0	0	0	0	0
18. Other (f)		0	0	0	0	0	0	0	0	0	0	0	0	0	0	0	0 (a)
19. Total Group Life		0	0	0	0	0	0	0	0	0	0	0	0	0	0	0	0
Individual Annuities																	
20. Fixed		0	0	0	0	0	0	0	0	0	0	0	0	0	6,053	4	157,380
21. Indexed		0	0	0	0	0	0	0	0	0	0	0	0	0	0	0	0
22. Variable with guarantees		0	0	0	0	0	0	0	0	0	0	0	0	0	0	0	0
23. Variable without guarantees		0	0	0	0	0	0	0	0	0	0	0	0	0	0	0	0
24. Life contingent payout		0	0	0	0	0	0	0	0	0	0	0	0	0	0	0	0
25. Other (f)		0	0	0	0	0	0	0	0	0	0	0	0	0	0	0	0
26. Total Individual Annuities		0	0	0	0	0	0	0	0	0	0	0	0	0	6,053	4	157,380
Group Annuities																	
27. Fixed		0	0	0	0	0	0	0	0	0	0	0	0	0	0	0	0
28. Indexed		0	0	0	0	0	0	0	0	0	0	0	0	0	0	0	0
29. Variable with guarantees		0	0	0	0	0	0	0	0	0	0	0	0	0	0	0	0
30. Variable without guarantees		0	0	0	0	0	0	0	0	0	0	0	0	0	0	0	0
31. Life contingent payout		0	0	0	0	0	0	0	0	0	0	0	0	0	0	0	0
32. Other (f)		0	0	0	0	0	0	0	0	0	0	0	0	0	0	0	0
33. Total Group Annuities		0	0	0	0	0	0	0	0	0	0	0	0	0	0	0	0
Accident and Health																	
34. Comprehensive individual (d)		XXX	XXX	XXX	XXX	XXX	XXX	XXX	XXX	XXX	XXX	0	0	0	0	0	0
35. Comprehensive group (d)		XXX	XXX	XXX	XXX	XXX	XXX	XXX	XXX	XXX	XXX	0	0	0	0	0	0
36. Medicare Supplement (d)		XXX	XXX	XXX	XXX	XXX	XXX	XXX	XXX	XXX	XXX	0	0	0	0	0	0
37. Vision only (d)		XXX	XXX	XXX	XXX	XXX	XXX	XXX	XXX	XXX	XXX	0	0	0	0	0	0
38. Dental only (d)		XXX	XXX	XXX	XXX	XXX	XXX	XXX	XXX	XXX	XXX	0	0	0	0	0	0
39. Federal Employees Health Benefits Plan (d)		XXX	XXX	XXX	XXX	XXX	XXX	XXX	XXX	XXX	XXX	0	0	0	0	0	0
40. Title XVIII Medicare (d)		XXX	XXX	XXX	XXX	XXX	XXX	XXX	XXX	XXX	XXX	0	0	0	0	0	0
41. Title XIX Medicaid (d)		XXX	XXX	XXX	XXX	XXX	XXX	XXX	XXX	XXX	XXX	0	0	0	0	0	0
42. Credit A&H		XXX	XXX	XXX	XXX	XXX	XXX	XXX	XXX	XXX	XXX	0	0	0	0	0	0
43. Disability income (d)		XXX	XXX	XXX	XXX	XXX	XXX	XXX	XXX	XXX	XXX	0	0	0	0	0	0
44. Long-term care (d)		XXX	XXX	XXX	XXX	XXX	XXX	XXX	XXX	XXX	XXX	0	0	0	0	0	0
45. Other health (d)		XXX	XXX	XXX	XXX	XXX	XXX	XXX	XXX	XXX	XXX	1	60	(1)	(109)	3	96
46. Total Accident and Health		XXX	XXX	XXX	XXX	XXX	XXX	XXX	XXX	XXX	XXX	1	60	(1)	(109)	3	96
47. TOTAL		0	0	0	0	0	0	0	0	0	0	1	60	(1)	5,944	12	201,996

(a) Includes Group Credit Life Insurance Loans less than or equal to 60 months at issue, prior year \$0 , current year \$0 Loans greater than 60 months at issue BUT NOT GREATER THAN 120 MONTHS prior year \$0 , current year \$0

(b) Corporate Owned Life Insurance/BOLI: 1) Number of policies:0 2) covering number of lives:0 3) face amount \$0

(c) Deposit-Type Contract Considerations NOT included in Total Premiums and Annuities Considerations: Individual: \$0 Group: \$0 Total: \$0

(d) For health business on indicated lines report: Number of persons insured under PPO managed care products0 and number of persons insured under indemnity only products0

(e) For health premiums written: amount of Medicare Title XVIII exempt from state taxes or fees \$0

(f) Certain Separate Account products are included in "Other" product categories in the table(s) above:

1. Individual Life - Other includes the following amounts related to Separate Account policies:

Column 1) \$0 Column 7) \$0 Column 12) \$0

2. Group Life - Other includes the following amounts related to Separate Account policies:

Column 1) \$0 Column 7) \$0 Column 12) \$0

3. Individual Annuities - Other includes the following amounts related to Separate Account policies:

Column 1) \$0 Column 7) \$0 Column 12) \$0

4. Group Annuities - Other includes the following amounts related to Separate Account policies:

Column 1) \$0 Column 7) \$0 Column 12) \$0



ANNUAL STATEMENT FOR THE YEAR 2023 OF THE United Transportation Union Insurance Association
LIFE INSURANCE (STATE PAGE)^(b)

NAIC Group Code 0000 BUSINESS IN THE STATE OF Virginia DURING THE YEAR 2023 NAIC Company Code 56413

Line of Business	1 Premiums and Annuities Considerations	2 Other Considerations	Dividends to Policyholders/Refunds to Members				7 Total (Col. 3+4+5+6)	Claims and Benefits Paid				
			3 Paid in Cash or Left on Deposit	4 Applied to Pay Renewal Premiums	5 Applied to Provide Paid-Up Additions or Shorten the Endowment or Premium-Paying Period	6 Other		8 Death and Annuity Benefits	9 Matured Endowments	10 Surrender Values and Withdrawals for Life Contracts	11 All Other Benefits	12 Total (Sum Columns 8 through 11)
Individual Life												
1. Industrial	0	0	0	0	0	0	0	0	0	0	0	0
2. Whole	48,772	0	102	0	0	0	102	23,664	11,128	0	1,809	36,600
3. Term	65,597	0	0	0	0	0	0	0	0	0	2,093	2,093
4. Indexed	0	0	0	0	0	0	0	0	0	0	0	0
5. Universal	14,972	0	0	0	0	0	0	14,231	0	0	838	15,069
6. Universal with secondary guarantees	0	0	0	0	0	0	0	0	0	0	0	0
7. Variable	0	0	0	0	0	0	0	0	0	0	0	0
8. Variable universal	0	0	0	0	0	0	0	0	0	0	0	0
9. Credit	0	0	0	0	0	0	0	0	0	0	0	0
10. Other	(f) 0	0	0	0	0	0	0	0	0	0	0	0
11. Total Individual Life	129,341	0	102	0	0	0	102	37,895	11,128	0	4,739	53,762
Group Life												
12. Whole	0	0	0	0	0	0	0	0	0	0	0	0
13. Term	0	0	0	0	0	0	0	0	0	0	0	0
14. Universal	0	0	0	0	0	0	0	0	0	0	0	0
15. Variable	0	0	0	0	0	0	0	0	0	0	0	0
16. Variable universal	0	0	0	0	0	0	0	0	0	0	0	0
17. Credit	0	0	0	0	0	0	0	0	0	0	0	0
18. Other	(f) 0	0	0	0	0	0	0	0	0	0	0	0
19. Total Group Life	0	0	0	0	0	0	0	0	0	0	0	0
Individual Annuities												
20. Fixed	50	0	0	0	0	0	0	114,788	0	0	0	114,788
21. Indexed	0	0	0	0	0	0	0	0	0	0	0	0
22. Variable with guarantees	0	0	0	0	0	0	0	0	0	0	0	0
23. Variable without guarantees	0	0	0	0	0	0	0	0	0	0	0	0
24. Life contingent payout	0	0	0	0	0	0	0	0	0	0	0	0
25. Other	(f) 0	0	0	0	0	0	0	0	0	0	7,973	7,973
26. Total Individual Annuities	50	0	0	0	0	0	0	114,788	0	0	7,973	122,761
Group Annuities												
27. Fixed	0	0	0	0	0	0	0	0	0	0	0	0
28. Indexed	0	0	0	0	0	0	0	0	0	0	0	0
29. Variable with guarantees	0	0	0	0	0	0	0	0	0	0	0	0
30. Variable without guarantees	0	0	0	0	0	0	0	0	0	0	0	0
31. Life contingent payout	0	0	0	0	0	0	0	0	0	0	0	0
32. Other	(f) 0	0	0	0	0	0	0	0	0	0	0	0
33. Total Group Annuities	0	0	0	0	0	0	0	0	0	0	0	0
Accident and Health												
34. Comprehensive individual	(d) 0	0	0	0	0	0	0	XXX	XXX	XXX	0	0
35. Comprehensive group	(d) 0	0	0	0	0	0	0	XXX	XXX	XXX	0	0
36. Medicare Supplement	(d) 0	0	0	0	0	0	0	XXX	XXX	XXX	0	0
37. Vision only	(d) 0	0	0	0	0	0	0	XXX	XXX	XXX	0	0
38. Dental only	(d) 0	0	0	0	0	0	0	XXX	XXX	XXX	0	0
39. Federal Employees Health Benefits Plan	(d) 0	0	0	0	0	0	0	XXX	XXX	XXX	0	0
40. Title XVIII Medicare	(d) 0 (e) 0	0	0	0	0	0	0	XXX	XXX	XXX	0	0
41. Title XIX Medicaid	(d) 0	0	0	0	0	0	0	XXX	XXX	XXX	0	0
42. Credit A&H	0	0	0	0	0	0	0	XXX	XXX	XXX	0	0
43. Disability income	(d) 29,329	0	0	0	0	0	0	XXX	XXX	XXX	15,335	15,335
44. Long-term care	(d) 0	0	0	0	0	0	0	XXX	XXX	XXX	0	0
45. Other health	(d) 10,029	0	0	0	0	0	0	XXX	XXX	XXX	3,957	3,957
46. Total Accident and Health	39,358	0	0	0	0	0	0	XXX	XXX	XXX	19,292	19,292
47. Total	168,749 (c)	0	102	0	0	0	102	152,683	11,128	0	32,005	195,816

ANNUAL STATEMENT FOR THE YEAR 2023 OF THE United Transportation Union Insurance Association
LIFE INSURANCE (STATE PAGE) (Continued)^(b)

NAIC Group Code		0000		BUSINESS IN THE STATE OF		Virginia		DURING THE YEAR						2023		NAIC Company Code		56413	
Line of Business		13	Direct Death Benefits, Matured Endowments Incurred and Annuity Benefits								22	Issued During Year		Other Changes to In Force (Net)		In Force December 31, Current Year (b)			
			Totals Paid		Reduction by Compromise		Amount Rejected		Total Settled During Current Year			23	24	25	26	27	28		
			14	15	16	17	18	19	20	21									
																		Number of Pols/ Certs	Amount
Individual Life																			
1. Industrial		0	0	0	0	0	0	0	0	0	0	0	0	0	0	0	0	0	
2. Whole		27,405	6	34,792	0	0	0	0	6	34,792	0	1	100,000	(10)	(180,534)	192	3,280,298		
3. Term		0	0	0	0	0	0	0	0	0	0	2	350,000	(7)	(465,403)	69	8,384,791		
4. Indexed		0	0	0	0	0	0	0	0	0	0	0	0	0	0	0	0	0	
5. Universal		14,231	2	14,231	0	0	0	0	2	14,231	0	0	0	(6)	(139,291)	52	1,135,159		
6. Universal with secondary guarantees		0	0	0	0	0	0	0	0	0	0	0	0	0	0	0	0	0	
7. Variable		0	0	0	0	0	0	0	0	0	0	0	0	0	0	0	0	0	
8. Variable universal		0	0	0	0	0	0	0	0	0	0	0	0	0	0	0	0	0	
9. Credit		0	0	0	0	0	0	0	0	0	0	0	0	0	0	0	0	0	
10. Other		(f) 0	0	0	0	0	0	0	0	0	0	0	0	0	0	0	0	0	
11. Total Individual Life		41,636	8	49,023	0	0	0	0	8	49,023	0	3	450,000	(23)	(785,228)	313	12,800,248		
Group Life																			
12. Whole		0	0	0	0	0	0	0	0	0	0	0	0	0	0	0	0	0	
13. Term		0	0	0	0	0	0	0	0	0	0	0	0	0	0	0	0	0	
14. Universal		0	0	0	0	0	0	0	0	0	0	0	0	0	0	0	0	0	
15. Variable		0	0	0	0	0	0	0	0	0	0	0	0	0	0	0	0	0	
16. Variable universal		0	0	0	0	0	0	0	0	0	0	0	0	0	0	0	0	0	
17. Credit		0	0	0	0	0	0	0	0	0	0	0	0	0	0	0	0	0	
18. Other		(f) 0	0	0	0	0	0	0	0	0	0	0	0	0	0	0	0	0 (a)	
19. Total Group Life		0	0	0	0	0	0	0	0	0	0	0	0	0	0	0	0	0	
Individual Annuities																			
20. Fixed		114,788	18	114,788	0	0	0	0	18	114,788	0	0	0	(3)	(76,337)	41	1,042,923		
21. Indexed		0	0	0	0	0	0	0	0	0	0	0	0	0	0	0	0	0	
22. Variable with guarantees		0	0	0	0	0	0	0	0	0	0	0	0	0	0	0	0	0	
23. Variable without guarantees		0	0	0	0	0	0	0	0	0	0	0	0	0	0	0	0	0	
24. Life contingent payout		0	0	0	0	0	0	0	0	0	0	0	0	0	0	0	0	0	
25. Other		(f) 7,973	15	7,973	0	0	0	0	15	7,973	0	0	0	(1)	(6,566)	1	54,654		
26. Total Individual Annuities		122,761	33	122,761	0	0	0	0	33	122,761	0	0	0	(4)	(82,903)	42	1,097,577		
Group Annuities																			
27. Fixed		0	0	0	0	0	0	0	0	0	0	0	0	0	0	0	0	0	
28. Indexed		0	0	0	0	0	0	0	0	0	0	0	0	0	0	0	0	0	
29. Variable with guarantees		0	0	0	0	0	0	0	0	0	0	0	0	0	0	0	0	0	
30. Variable without guarantees		0	0	0	0	0	0	0	0	0	0	0	0	0	0	0	0	0	
31. Life contingent payout		0	0	0	0	0	0	0	0	0	0	0	0	0	0	0	0	0	
32. Other		(f) 0	0	0	0	0	0	0	0	0	0	0	0	0	0	0	0	0	
33. Total Group Annuities		0	0	0	0	0	0	0	0	0	0	0	0	0	0	0	0	0	
Accident and Health																			
34. Comprehensive individual		(d) XXX	XXX	XXX	XXX	XXX	XXX	XXX	XXX	XXX	XXX	0	0	0	0	0	0	0	
35. Comprehensive group		(d) XXX	XXX	XXX	XXX	XXX	XXX	XXX	XXX	XXX	XXX	0	0	0	0	0	0	0	
36. Medicare Supplement		(d) XXX	XXX	XXX	XXX	XXX	XXX	XXX	XXX	XXX	XXX	0	0	0	0	0	0	0	
37. Vision only		(d) XXX	XXX	XXX	XXX	XXX	XXX	XXX	XXX	XXX	XXX	0	0	0	0	0	0	0	
38. Dental only		(d) XXX	XXX	XXX	XXX	XXX	XXX	XXX	XXX	XXX	XXX	0	0	0	0	0	0	0	
39. Federal Employees Health Benefits Plan		(d) XXX	XXX	XXX	XXX	XXX	XXX	XXX	XXX	XXX	XXX	0	0	0	0	0	0	0	
40. Title XVIII Medicare		(d) XXX	XXX	XXX	XXX	XXX	XXX	XXX	XXX	XXX	XXX	0	0	0	0	0	0	0	
41. Title XIX Medicaid		(d) XXX	XXX	XXX	XXX	XXX	XXX	XXX	XXX	XXX	XXX	0	0	0	0	0	0	0	
42. Credit A&H		XXX	XXX	XXX	XXX	XXX	XXX	XXX	XXX	XXX	XXX	0	0	0	0	0	0	0	
43. Disability income		(d) XXX	XXX	XXX	XXX	XXX	XXX	XXX	XXX	XXX	XXX	0	0	(4)	(5,233)	18	5,559		
44. Long-term care		(d) XXX	XXX	XXX	XXX	XXX	XXX	XXX	XXX	XXX	XXX	0	0	0	0	0	0	0	
45. Other health		(d) XXX	XXX	XXX	XXX	XXX	XXX	XXX	XXX	XXX	XXX	20	2,700	(31)	(18,667)	312	23,257		
46. Total Accident and Health		XXX	XXX	XXX	XXX	XXX	XXX	XXX	XXX	XXX	XXX	20	2,700	(35)	(23,900)	330	28,816		
47. TOTAL		164,397	41	171,784	0	0	0	0	41	171,784	0	23	452,700	(62)	(892,031)	685	13,926,641		

(a) Includes Group Credit Life Insurance Loans less than or equal to 60 months at issue, prior year \$ 0 , current year \$ 0 Loans greater than 60 months at issue BUT NOT GREATER THAN 120 MONTHS prior year \$ 0 , current year \$ 0

(b) Corporate Owned Life Insurance/BOLI: 1) Number of policies: 0 2) covering number of lives: 0 3) face amount \$ 0

(c) Deposit-Type Contract Considerations NOT included in Total Premiums and Annuities Considerations: Individual: \$ 0 Group: \$ 0 Total: \$ 0

(d) For health business on indicated lines report: Number of persons insured under PPO managed care products 0 and number of persons insured under indemnity only products 0

(e) For health premiums written: amount of Medicare Title XVIII exempt from state taxes or fees \$ 0

(f) Certain Separate Account products are included in "Other" product categories in the table(s) above:

1. Individual Life - Other includes the following amounts related to Separate Account policies:

Column 1) \$ 0 Column 7) \$ 0 Column 12) \$ 0

2. Group Life - Other includes the following amounts related to Separate Account policies:

Column 1) \$ 0 Column 7) \$ 0 Column 12) \$ 0

3. Individual Annuities - Other includes the following amounts related to Separate Account policies:

Column 1) \$ 0 Column 7) \$ 0 Column 12) \$ 0

4. Group Annuities - Other includes the following amounts related to Separate Account policies:

Column 1) \$ 0 Column 7) \$ 0 Column 12) \$ 0



ANNUAL STATEMENT FOR THE YEAR 2023 OF THE United Transportation Union Insurance Association
LIFE INSURANCE (STATE PAGE)^(b)

NAIC Group Code 0000 BUSINESS IN THE STATE OF Washington DURING THE YEAR 2023 NAIC Company Code 56413

Line of Business	1 Premiums and Annuities Considerations	2 Other Considerations	Dividends to Policyholders/Refunds to Members				7 Total (Col. 3+4+5+6)	8 Death and Annuity Benefits	Claims and Benefits Paid			
			3 Paid in Cash or Left on Deposit	4 Applied to Pay Renewal Premiums	5 Applied to Provide Paid-Up Additions or Shorten the Endowment or Premium-Paying Period	6 Other			9 Matured Endowments	10 Surrender Values and Withdrawals for Life Contracts	11 All Other Benefits	12 Total (Sum Columns 8 through 11)
Individual Life												
1. Industrial	0	0	0	0	0	0	0	0	0	0	0	0
2. Whole	10,612	0	82	0	0	0	82	7,598	0	0	236	7,834
3. Term	30,824	0	0	0	0	0	0	0	0	0	0	0
4. Indexed	0	0	0	0	0	0	0	0	0	0	0	0
5. Universal	1,911	0	0	0	0	0	0	0	0	0	0	0
6. Universal with secondary guarantees	0	0	0	0	0	0	0	0	0	0	0	0
7. Variable	0	0	0	0	0	0	0	0	0	0	0	0
8. Variable universal	0	0	0	0	0	0	0	0	0	0	0	0
9. Credit	0	0	0	0	0	0	0	0	0	0	0	0
10. Other	(f) 0	0	0	0	0	0	0	0	0	0	0	0
11. Total Individual Life	43,347	0	82	0	0	0	82	7,598	0	0	236	7,834
Group Life												
12. Whole	0	0	0	0	0	0	0	0	0	0	0	0
13. Term	0	0	0	0	0	0	0	0	0	0	0	0
14. Universal	0	0	0	0	0	0	0	0	0	0	0	0
15. Variable	0	0	0	0	0	0	0	0	0	0	0	0
16. Variable universal	0	0	0	0	0	0	0	0	0	0	0	0
17. Credit	0	0	0	0	0	0	0	0	0	0	0	0
18. Other	(f) 0	0	0	0	0	0	0	0	0	0	0	0
19. Total Group Life	0	0	0	0	0	0	0	0	0	0	0	0
Individual Annuities												
20. Fixed	10,660	0	0	0	0	0	0	129,299	0	0	0	129,299
21. Indexed	0	0	0	0	0	0	0	0	0	0	0	0
22. Variable with guarantees	0	0	0	0	0	0	0	0	0	0	0	0
23. Variable without guarantees	0	0	0	0	0	0	0	0	0	0	0	0
24. Life contingent payout	0	0	0	0	0	0	0	0	0	0	0	0
25. Other	(f) 0	0	0	0	0	0	0	0	0	0	0	0
26. Total Individual Annuities	10,660	0	0	0	0	0	0	129,299	0	0	0	129,299
Group Annuities												
27. Fixed	0	0	0	0	0	0	0	0	0	0	0	0
28. Indexed	0	0	0	0	0	0	0	0	0	0	0	0
29. Variable with guarantees	0	0	0	0	0	0	0	0	0	0	0	0
30. Variable without guarantees	0	0	0	0	0	0	0	0	0	0	0	0
31. Life contingent payout	0	0	0	0	0	0	0	0	0	0	0	0
32. Other	(f) 0	0	0	0	0	0	0	0	0	0	0	0
33. Total Group Annuities	0	0	0	0	0	0	0	0	0	0	0	0
Accident and Health												
34. Comprehensive individual	(d) 0	0	0	0	0	0	0	XXX	XXX	XXX	0	0
35. Comprehensive group	(d) 0	0	0	0	0	0	0	XXX	XXX	XXX	0	0
36. Medicare Supplement	(d) 0	0	0	0	0	0	0	XXX	XXX	XXX	0	0
37. Vision only	(d) 0	0	0	0	0	0	0	XXX	XXX	XXX	0	0
38. Dental only	(d) 0	0	0	0	0	0	0	XXX	XXX	XXX	0	0
39. Federal Employees Health Benefits Plan	(d) 0	0	0	0	0	0	0	XXX	XXX	XXX	0	0
40. Title XVIII Medicare	(d) 0 (e) 0	0	0	0	0	0	0	XXX	XXX	XXX	0	0
41. Title XIX Medicaid	(d) 0	0	0	0	0	0	0	XXX	XXX	XXX	0	0
42. Credit A&H	0	0	0	0	0	0	0	XXX	XXX	XXX	0	0
43. Disability income	(d) 37,084	0	0	0	0	0	0	XXX	XXX	XXX	0	0
44. Long-term care	(d) 0	0	0	0	0	0	0	XXX	XXX	XXX	0	0
45. Other health	(d) 12,231	0	0	0	0	0	0	XXX	XXX	XXX	0	0
46. Total Accident and Health	49,315	0	0	0	0	0	0	XXX	XXX	XXX	0	0
47. Total	103,322 (c)	0	82	0	0	0	82	136,897	0	0	236	137,133

ANNUAL STATEMENT FOR THE YEAR 2023 OF THE United Transportation Union Insurance Association

LIFE INSURANCE (STATE PAGE) (Continued)^(b)

NAIC Group Code		0000		BUSINESS IN THE STATE OF		Washington		DURING THE YEAR						2023		NAIC Company Code		56413	
Line of Business		13 Incurred During Current Year	Direct Death Benefits, Matured Endowments Incurred and Annuity Benefits								22 Unpaid December 31, Current Year	Issued During Year		Other Changes to In Force (Net)		In Force December 31, Current Year (b)			
			Totals Paid		Reduction by Compromise		Amount Rejected		Total Settled During Current Year			23 Number of Pols/ Certs	24 Amount	25 Number of Pols/ Certs	26 Amount	27 Number of Pols/ Certs	28 Amount		
			14 Number of Pols/ Certs	15 Amount	16 Number of Pols/ Certs	17 Amount	18 Number of Pols/ Certs	19 Amount	20 Number of Pols/ Certs	21 Amount									
Individual Life		0	0	0	0	0	0	0	0	0	0	0	0	0	0	0	0		
1. Industrial		7,598	1	7,598	0	0	0	0	1	7,598	0	1	50,000	(4)	(72,723)	58	851,001		
3. Term		0	0	0	0	0	0	0	0	0	0	0	0	(2)	(125,000)	38	7,518,431		
4. Indexed		0	0	0	0	0	0	0	0	0	0	0	0	0	0	0	0		
5. Universal		0	0	0	0	0	0	0	0	0	0	0	0	0	0	4	111,981		
6. Universal with secondary guarantees		0	0	0	0	0	0	0	0	0	0	0	0	0	0	0	0		
7. Variable		0	0	0	0	0	0	0	0	0	0	0	0	0	0	0	0		
8. Variable universal		0	0	0	0	0	0	0	0	0	0	0	0	0	0	0	0		
9. Credit		0	0	0	0	0	0	0	0	0	0	0	0	0	0	0	0		
10. Other		(f)	0	0	0	0	0	0	0	0	0	0	0	0	0	0	0		
11. Total Individual Life		7,598	1	7,598	0	0	0	0	1	7,598	0	1	50,000	(6)	(197,723)	100	8,481,413		
Group Life		0	0	0	0	0	0	0	0	0	0	0	0	0	0	0	0		
12. Whole		0	0	0	0	0	0	0	0	0	0	0	0	0	0	0	0		
13. Term		0	0	0	0	0	0	0	0	0	0	0	0	0	0	0	0		
14. Universal		0	0	0	0	0	0	0	0	0	0	0	0	0	0	0	0		
15. Variable		0	0	0	0	0	0	0	0	0	0	0	0	0	0	0	0		
16. Variable universal		0	0	0	0	0	0	0	0	0	0	0	0	0	0	0	0		
17. Credit		0	0	0	0	0	0	0	0	0	0	0	0	0	0	0	0		
18. Other		(f)	0	0	0	0	0	0	0	0	0	0	0	0	0	0	0		
19. Total Group Life		0	0	0	0	0	0	0	0	0	0	0	0	0	0	0	0		
Individual Annuities		24,892	10	24,892	0	0	0	0	10	24,892	0	0	0	(1)	24,114	25	987,682		
21. Indexed		0	0	0	0	0	0	0	0	0	0	0	0	0	0	0	0		
22. Variable with guarantees		0	0	0	0	0	0	0	0	0	0	0	0	0	0	0	0		
23. Variable without guarantees		0	0	0	0	0	0	0	0	0	0	0	0	0	0	0	0		
24. Life contingent payout		0	0	0	0	0	0	0	0	0	0	0	0	0	0	0	0		
25. Other		(f)	0	0	0	0	0	0	0	0	0	0	0	0	0	0	0		
26. Total Individual Annuities		24,892	10	24,892	0	0	0	0	10	24,892	0	0	0	(1)	24,114	25	987,682		
Group Annuities		0	0	0	0	0	0	0	0	0	0	0	0	0	0	0	0		
27. Fixed		0	0	0	0	0	0	0	0	0	0	0	0	0	0	0	0		
28. Indexed		0	0	0	0	0	0	0	0	0	0	0	0	0	0	0	0		
29. Variable with guarantees		0	0	0	0	0	0	0	0	0	0	0	0	0	0	0	0		
30. Variable without guarantees		0	0	0	0	0	0	0	0	0	0	0	0	0	0	0	0		
31. Life contingent payout		0	0	0	0	0	0	0	0	0	0	0	0	0	0	0	0		
32. Other		(f)	0	0	0	0	0	0	0	0	0	0	0	0	0	0	0		
33. Total Group Annuities		0	0	0	0	0	0	0	0	0	0	0	0	0	0	0	0		
Accident and Health																			
34. Comprehensive individual		(d)	XXX	XXX	XXX	XXX	XXX	XXX	XXX	XXX	XXX	0	0	0	0	0	0		
35. Comprehensive group		(d)	XXX	XXX	XXX	XXX	XXX	XXX	XXX	XXX	XXX	0	0	0	0	0	0		
36. Medicare Supplement		(d)	XXX	XXX	XXX	XXX	XXX	XXX	XXX	XXX	XXX	0	0	0	0	0	0		
37. Vision only		(d)	XXX	XXX	XXX	XXX	XXX	XXX	XXX	XXX	XXX	0	0	0	0	0	0		
38. Dental only		(d)	XXX	XXX	XXX	XXX	XXX	XXX	XXX	XXX	XXX	0	0	0	0	0	0		
39. Federal Employees Health Benefits Plan		(d)	XXX	XXX	XXX	XXX	XXX	XXX	XXX	XXX	XXX	0	0	0	0	0	0		
40. Title XVIII Medicare		(d)	XXX	XXX	XXX	XXX	XXX	XXX	XXX	XXX	XXX	0	0	0	0	0	0		
41. Title XIX Medicaid		(d)	XXX	XXX	XXX	XXX	XXX	XXX	XXX	XXX	XXX	0	0	0	0	0	0		
42. Credit A&H			XXX	XXX	XXX	XXX	XXX	XXX	XXX	XXX	XXX	0	0	0	0	0	0		
43. Disability income		(d)	XXX	XXX	XXX	XXX	XXX	XXX	XXX	XXX	XXX	1	1,306	0	(2,133)	10	8,579		
44. Long-term care		(d)	XXX	XXX	XXX	XXX	XXX	XXX	XXX	XXX	XXX	0	0	0	0	0	0		
45. Other health		(d)	XXX	XXX	XXX	XXX	XXX	XXX	XXX	XXX	XXX	62	9,750	(19)	(18,675)	323	35,088		
46. Total Accident and Health			XXX	XXX	XXX	XXX	XXX	XXX	XXX	XXX	XXX	63	11,056	(19)	(20,808)	333	43,667		
47. TOTAL			32,490	11	32,490	0	0	0	11	32,490	0	64	61,056	(26)	(194,417)	458	9,512,762		

(a) Includes Group Credit Life Insurance Loans less than or equal to 60 months at issue, prior year \$ 0 , current year \$ 0 Loans greater than 60 months at issue BUT NOT GREATER THAN 120 MONTHS prior year \$ 0 , current year \$ 0

(b) Corporate Owned Life Insurance/BOLI: 1) Number of policies: 0 2) covering number of lives: 0 3) face amount \$ 0

(c) Deposit-Type Contract Considerations NOT included in Total Premiums and Annuities Considerations: Individual: \$ 0 Group: \$ 0 Total: \$ 0

(d) For health business on indicated lines report: Number of persons insured under PPO managed care products 0 and number of persons insured under indemnity only products 0

(e) For health premiums written: amount of Medicare Title XVIII exempt from state taxes or fees \$ 0

(f) Certain Separate Account products are included in "Other" product categories in the table(s) above:

1. Individual Life - Other includes the following amounts related to Separate Account policies: Column 1) \$ 0 Column 7) \$ 0 Column 12) \$ 0

2. Group Life - Other includes the following amounts related to Separate Account policies: Column 1) \$ 0 Column 7) \$ 0 Column 12) \$ 0

3. Individual Annuities - Other includes the following amounts related to Separate Account policies: Column 1) \$ 0 Column 7) \$ 0 Column 12) \$ 0

4. Group Annuities - Other includes the following amounts related to Separate Account policies: Column 1) \$ 0 Column 7) \$ 0 Column 12) \$ 0



ANNUAL STATEMENT FOR THE YEAR 2023 OF THE United Transportation Union Insurance Association
LIFE INSURANCE (STATE PAGE)^(b)

NAIC Group Code 0000 BUSINESS IN THE STATE OF West Virginia DURING THE YEAR 2023 NAIC Company Code 56413

Line of Business	1 Premiums and Annuities Considerations	2 Other Considerations	Dividends to Policyholders/Refunds to Members					Claims and Benefits Paid				
			3 Paid in Cash or Left on Deposit	4 Applied to Pay Renewal Premiums	5 Applied to Provide Paid-Up Additions or Shorten the Endowment or Premium-Paying Period	6 Other	7 Total (Col. 3+4+5+6)	8 Death and Annuity Benefits	9 Matured Endowments	10 Surrender Values and Withdrawals for Life Contracts	11 All Other Benefits	12 Total (Sum Columns 8 through 11)
Individual Life												
1. Industrial	0	0	0	0	0	0	0	0	0	0	0	0
2. Whole	31,179	0	0	0	0	0	0	23,796	0	0	5,796	29,361
3. Term	11,119	0	0	0	0	0	0	0	0	0	0	0
4. Indexed	0	0	0	0	0	0	0	0	0	0	0	0
5. Universal	16,817	0	0	0	0	0	0	0	0	0	.760	.760
6. Universal with secondary guarantees	0	0	0	0	0	0	0	0	0	0	0	0
7. Variable	0	0	0	0	0	0	0	0	0	0	0	0
8. Variable universal	0	0	0	0	0	0	0	0	0	0	0	0
9. Credit	0	0	0	0	0	0	0	0	0	0	0	0
10. Other	(f) 0	0	0	0	0	0	0	0	0	0	0	0
11. Total Individual Life	59,115	0	0	0	0	0	0	23,565	0	0	6,556	30,121
Group Life												
12. Whole	0	0	0	0	0	0	0	0	0	0	0	0
13. Term	0	0	0	0	0	0	0	0	0	0	0	0
14. Universal	0	0	0	0	0	0	0	0	0	0	0	0
15. Variable	0	0	0	0	0	0	0	0	0	0	0	0
16. Variable universal	0	0	0	0	0	0	0	0	0	0	0	0
17. Credit	0	0	0	0	0	0	0	0	0	0	0	0
18. Other	(f) 0	0	0	0	0	0	0	0	0	0	0	0
19. Total Group Life	0	0	0	0	0	0	0	0	0	0	0	0
Individual Annuities												
20. Fixed	0	0	0	0	0	0	0	43,773	0	0	0	43,773
21. Indexed	0	0	0	0	0	0	0	0	0	0	0	0
22. Variable with guarantees	0	0	0	0	0	0	0	0	0	0	0	0
23. Variable without guarantees	0	0	0	0	0	0	0	0	0	0	0	0
24. Life contingent payout	0	0	0	0	0	0	0	0	0	0	0	0
25. Other	(f) 0	0	0	0	0	0	0	0	0	0	10,564	10,564
26. Total Individual Annuities	0	0	0	0	0	0	0	43,773	0	0	10,564	54,337
Group Annuities												
27. Fixed	0	0	0	0	0	0	0	0	0	0	0	0
28. Indexed	0	0	0	0	0	0	0	0	0	0	0	0
29. Variable with guarantees	0	0	0	0	0	0	0	0	0	0	0	0
30. Variable without guarantees	0	0	0	0	0	0	0	0	0	0	0	0
31. Life contingent payout	0	0	0	0	0	0	0	0	0	0	0	0
32. Other	(f) 0	0	0	0	0	0	0	0	0	0	0	0
33. Total Group Annuities	0	0	0	0	0	0	0	0	0	0	0	0
Accident and Health												
34. Comprehensive individual	(d) 0	0	0	0	0	0	0	XXX	XXX	XXX	0	0
35. Comprehensive group	(d) 0	0	0	0	0	0	0	XXX	XXX	XXX	0	0
36. Medicare Supplement	(d) 0	0	0	0	0	0	0	XXX	XXX	XXX	0	0
37. Vision only	(d) 0	0	0	0	0	0	0	XXX	XXX	XXX	0	0
38. Dental only	(d) 0	0	0	0	0	0	0	XXX	XXX	XXX	0	0
39. Federal Employees Health Benefits Plan	(d) 0	0	0	0	0	0	0	XXX	XXX	XXX	0	0
40. Title XVIII Medicare	(d) 0 (e) 0	0	0	0	0	0	0	XXX	XXX	XXX	0	0
41. Title XIX Medicaid	(d) 0	0	0	0	0	0	0	XXX	XXX	XXX	0	0
42. Credit A&H	0	0	0	0	0	0	0	XXX	XXX	XXX	0	0
43. Disability income	(d) 16,464	0	0	0	0	0	0	XXX	XXX	XXX	5,276	5,276
44. Long-term care	(d) 0	0	0	0	0	0	0	XXX	XXX	XXX	0	0
45. Other health	(d) 9,110	0	0	0	0	0	0	XXX	XXX	XXX	0	0
46. Total Accident and Health	25,574	0	0	0	0	0	0	XXX	XXX	XXX	5,276	5,276
47. Total	84,689 (c)	0	0	0	0	0	0	67,338	0	0	22,396	89,734

ANNUAL STATEMENT FOR THE YEAR 2023 OF THE United Transportation Union Insurance Association

LIFE INSURANCE (STATE PAGE) (Continued)^(b)

NAIC Group Code		0000		BUSINESS IN THE STATE OF		West Virginia		DURING THE YEAR		2023		NAIC Company Code		56413			
Line of Business		Direct Death Benefits, Matured Endowments Incurred and Annuity Benefits															
		13 Incurred During Current Year	Claims Settled During Current Year								22 Unpaid December 31, Current Year	Issued During Year		Other Changes to In Force (Net)		In Force December 31, Current Year (b)	
			Totals Paid		Reduction by Compromise		Amount Rejected		Total Settled During Current Year			23 Number of Pols/ Certs	24 Amount	25 Number of Pols/ Certs	26 Amount	27 Number of Pols/ Certs	28 Amount
			14 Number of Pols/ Certs	15 Amount	16 Number of Pols/ Certs	17 Amount	18 Number of Pols/ Certs	19 Amount	20 Number of Pols/ Certs	21 Amount							
Individual Life		0	0	0	0	0	0	0	0	0	0	0	0	0	0	0	
1. Industrial		23,565	5	23,565	0	0	0	0	5	23,565	0	2	50,000	(5)	(10,201)	130	1,932,897
3. Term		0	0	0	0	0	0	0	0	0	0	0	0	(3)	(600,000)	26	1,588,162
4. Indexed		0	0	0	0	0	0	0	0	0	0	0	0	0	0	0	0
5. Universal		0	0	0	0	0	0	0	0	0	0	0	0	(5)	(92,298)	60	1,362,954
6. Universal with secondary guarantees		0	0	0	0	0	0	0	0	0	0	0	0	0	0	0	0
7. Variable		0	0	0	0	0	0	0	0	0	0	0	0	0	0	0	0
8. Variable universal		0	0	0	0	0	0	0	0	0	0	0	0	0	0	0	0
9. Credit		0	0	0	0	0	0	0	0	0	0	0	0	0	0	0	0
10. Other (f)		0	0	0	0	0	0	0	0	0	0	0	0	0	0	0	0
11. Total Individual Life		23,565	5	23,565	0	0	0	0	5	23,565	0	2	50,000	(13)	(702,499)	216	4,884,013
Group Life		0	0	0	0	0	0	0	0	0	0	0	0	0	0	0	0
12. Whole		0	0	0	0	0	0	0	0	0	0	0	0	0	0	0	0
13. Term		0	0	0	0	0	0	0	0	0	0	0	0	0	0	0	0
14. Universal		0	0	0	0	0	0	0	0	0	0	0	0	0	0	0	0
15. Variable		0	0	0	0	0	0	0	0	0	0	0	0	0	0	0	0
16. Variable universal		0	0	0	0	0	0	0	0	0	0	0	0	0	0	0	0
17. Credit		0	0	0	0	0	0	0	0	0	0	0	0	0	0	0	0
18. Other (f)		0	0	0	0	0	0	0	0	0	0	0	0	0	0	0	0 (a)
19. Total Group Life		0	0	0	0	0	0	0	0	0	0	0	0	0	0	0	0
Individual Annuities		43,773	18	43,773	0	0	0	0	18	43,773	0	0	0	0	10,601	19	1,585,394
21. Indexed		0	0	0	0	0	0	0	0	0	0	0	0	0	0	0	0
22. Variable with guarantees		0	0	0	0	0	0	0	0	0	0	0	0	0	0	0	0
23. Variable without guarantees		0	0	0	0	0	0	0	0	0	0	0	0	0	0	0	0
24. Life contingent payout		0	0	0	0	0	0	0	0	0	0	0	0	0	0	0	0
25. Other (f)		10,564	9	10,564	0	0	0	0	9	10,564	0	0	0	(2)	(10,154)	0	0
26. Total Individual Annuities		54,337	27	54,337	0	0	0	0	27	54,337	0	0	0	(2)	447	19	1,585,394
Group Annuities		0	0	0	0	0	0	0	0	0	0	0	0	0	0	0	0
27. Fixed		0	0	0	0	0	0	0	0	0	0	0	0	0	0	0	0
28. Indexed		0	0	0	0	0	0	0	0	0	0	0	0	0	0	0	0
29. Variable with guarantees		0	0	0	0	0	0	0	0	0	0	0	0	0	0	0	0
30. Variable without guarantees		0	0	0	0	0	0	0	0	0	0	0	0	0	0	0	0
31. Life contingent payout		0	0	0	0	0	0	0	0	0	0	0	0	0	0	0	0
32. Other (f)		0	0	0	0	0	0	0	0	0	0	0	0	0	0	0	0
33. Total Group Annuities		0	0	0	0	0	0	0	0	0	0	0	0	0	0	0	0
Accident and Health		(d) XXX	XXX	XXX	XXX	XXX	XXX	XXX	XXX	XXX	XXX	0	0	0	0	0	0
34. Comprehensive individual (d)		XXX	XXX	XXX	XXX	XXX	XXX	XXX	XXX	XXX	XXX	0	0	0	0	0	0
35. Comprehensive group (d)		XXX	XXX	XXX	XXX	XXX	XXX	XXX	XXX	XXX	XXX	0	0	0	0	0	0
36. Medicare Supplement (d)		XXX	XXX	XXX	XXX	XXX	XXX	XXX	XXX	XXX	XXX	0	0	0	0	0	0
37. Vision only (d)		XXX	XXX	XXX	XXX	XXX	XXX	XXX	XXX	XXX	XXX	0	0	0	0	0	0
38. Dental only (d)		XXX	XXX	XXX	XXX	XXX	XXX	XXX	XXX	XXX	XXX	0	0	0	0	0	0
39. Federal Employees Health Benefits Plan (d)		XXX	XXX	XXX	XXX	XXX	XXX	XXX	XXX	XXX	XXX	0	0	0	0	0	0
40. Title XVIII Medicare (d)		XXX	XXX	XXX	XXX	XXX	XXX	XXX	XXX	XXX	XXX	0	0	0	0	0	0
41. Title XIX Medicaid (d)		XXX	XXX	XXX	XXX	XXX	XXX	XXX	XXX	XXX	XXX	0	0	0	0	0	0
42. Credit A&H		XXX	XXX	XXX	XXX	XXX	XXX	XXX	XXX	XXX	XXX	0	0	0	0	0	0
43. Disability income (d)		XXX	XXX	XXX	XXX	XXX	XXX	XXX	XXX	XXX	XXX	0	0	(2)	(1,321)	9	2,203
44. Long-term care (d)		XXX	XXX	XXX	XXX	XXX	XXX	XXX	XXX	XXX	XXX	0	0	0	0	0	0
45. Other health (d)		XXX	XXX	XXX	XXX	XXX	XXX	XXX	XXX	XXX	XXX	18	2,814	(18)	(11,489)	302	18,138
46. Total Accident and Health		XXX	XXX	XXX	XXX	XXX	XXX	XXX	XXX	XXX	XXX	18	2,814	(20)	(12,810)	311	20,341
47. TOTAL		77,902	32	77,901	0	0	0	0	32	77,901	0	20	52,814	(35)	(714,862)	546	6,489,744

(a) Includes Group Credit Life Insurance Loans less than or equal to 60 months at issue, prior year \$0 , current year \$0 Loans greater than 60 months at issue BUT NOT GREATER THAN 120 MONTHS prior year \$0 , current year \$0

(b) Corporate Owned Life Insurance/BOLI: 1) Number of policies:0 2) covering number of lives:0 3) face amount \$0

(c) Deposit-Type Contract Considerations NOT included in Total Premiums and Annuities Considerations: Individual: \$0 Group: \$0 Total: \$0

(d) For health business on indicated lines report: Number of persons insured under PPO managed care products0 and number of persons insured under indemnity only products0

(e) For health premiums written: amount of Medicare Title XVIII exempt from state taxes or fees \$0

(f) Certain Separate Account products are included in "Other" product categories in the table(s) above:

1. Individual Life - Other includes the following amounts related to Separate Account policies:

Column 1) \$0 Column 7) \$0 Column 12) \$0

2. Group Life - Other includes the following amounts related to Separate Account policies:

Column 1) \$0 Column 7) \$0 Column 12) \$0

3. Individual Annuities - Other includes the following amounts related to Separate Account policies:

Column 1) \$0 Column 7) \$0 Column 12) \$0

4. Group Annuities - Other includes the following amounts related to Separate Account policies:

Column 1) \$0 Column 7) \$0 Column 12) \$0



ANNUAL STATEMENT FOR THE YEAR 2023 OF THE United Transportation Union Insurance Association
LIFE INSURANCE (STATE PAGE)^(b)

NAIC Group Code 0000 BUSINESS IN THE STATE OF Wisconsin DURING THE YEAR 2023 NAIC Company Code 56413

Line of Business	1 Premiums and Annuities Considerations	2 Other Considerations	Dividends to Policyholders/Refunds to Members				7 Total (Col. 3+4+5+6)	8 Death and Annuity Benefits	Claims and Benefits Paid			
			3 Paid in Cash or Left on Deposit	4 Applied to Pay Renewal Premiums	5 Applied to Provide Paid-Up Additions or Shorten the Endowment or Premium-Paying Period	6 Other			9 Matured Endowments	10 Surrender Values and Withdrawals for Life Contracts	11 All Other Benefits	12 Total (Sum Columns 8 through 11)
Individual Life												
1. Industrial	0	0	0	0	0	0	0	0	0	0	0	0
2. Whole	23,940	0	24	0	0	0	24	14,080	0	736	0	14,815
3. Term	31,912	0	0	0	0	0	0	398,984	0	0	0	398,984
4. Indexed	0	0	0	0	0	0	0	0	0	0	0	0
5. Universal	10,513	0	0	0	0	0	0	25,000	0	0	165	25,165
6. Universal with secondary guarantees	0	0	0	0	0	0	0	0	0	0	0	0
7. Variable	0	0	0	0	0	0	0	0	0	0	0	0
8. Variable universal	0	0	0	0	0	0	0	0	0	0	0	0
9. Credit	0	0	0	0	0	0	0	0	0	0	0	0
10. Other	(f) 0	0	0	0	0	0	0	0	0	0	0	0
11. Total Individual Life	66,365	0	24	0	0	0	24	438,063	0	0	901	438,964
Group Life												
12. Whole	0	0	0	0	0	0	0	0	0	0	0	0
13. Term	0	0	0	0	0	0	0	0	0	0	0	0
14. Universal	0	0	0	0	0	0	0	0	0	0	0	0
15. Variable	0	0	0	0	0	0	0	0	0	0	0	0
16. Variable universal	0	0	0	0	0	0	0	0	0	0	0	0
17. Credit	0	0	0	0	0	0	0	0	0	0	0	0
18. Other	(f) 0	0	0	0	0	0	0	0	0	0	0	0
19. Total Group Life	0	0	0	0	0	0	0	0	0	0	0	0
Individual Annuities												
20. Fixed	2,900	0	0	0	0	0	0	143,274	0	0	0	143,274
21. Indexed	0	0	0	0	0	0	0	0	0	0	0	0
22. Variable with guarantees	0	0	0	0	0	0	0	0	0	0	0	0
23. Variable without guarantees	0	0	0	0	0	0	0	0	0	0	0	0
24. Life contingent payout	0	0	0	0	0	0	0	0	0	0	0	0
25. Other	(f) 0	0	0	0	0	0	0	0	0	0	0	0
26. Total Individual Annuities	2,900	0	0	0	0	0	0	143,274	0	0	0	143,274
Group Annuities												
27. Fixed	0	0	0	0	0	0	0	0	0	0	0	0
28. Indexed	0	0	0	0	0	0	0	0	0	0	0	0
29. Variable with guarantees	0	0	0	0	0	0	0	0	0	0	0	0
30. Variable without guarantees	0	0	0	0	0	0	0	0	0	0	0	0
31. Life contingent payout	0	0	0	0	0	0	0	0	0	0	0	0
32. Other	(f) 0	0	0	0	0	0	0	0	0	0	0	0
33. Total Group Annuities	0	0	0	0	0	0	0	0	0	0	0	0
Accident and Health												
34. Comprehensive individual	(d) 0	0	0	0	0	0	0	XXX	XXX	XXX	0	0
35. Comprehensive group	(d) 0	0	0	0	0	0	0	XXX	XXX	XXX	0	0
36. Medicare Supplement	(d) 0	0	0	0	0	0	0	XXX	XXX	XXX	0	0
37. Vision only	(d) 0	0	0	0	0	0	0	XXX	XXX	XXX	0	0
38. Dental only	(d) 0	0	0	0	0	0	0	XXX	XXX	XXX	0	0
39. Federal Employees Health Benefits Plan	(d) 0	0	0	0	0	0	0	XXX	XXX	XXX	0	0
40. Title XVIII Medicare	(d) 0 (e) 0	0	0	0	0	0	0	XXX	XXX	XXX	0	0
41. Title XIX Medicaid	(d) 0	0	0	0	0	0	0	XXX	XXX	XXX	0	0
42. Credit A&H	0	0	0	0	0	0	0	XXX	XXX	XXX	0	0
43. Disability income	(d) 20,234	0	0	0	0	0	0	XXX	XXX	XXX	5,804	5,804
44. Long-term care	(d) 0	0	0	0	0	0	0	XXX	XXX	XXX	0	0
45. Other health	(d) 15,073	0	0	0	0	0	0	XXX	XXX	XXX	0	0
46. Total Accident and Health	35,307	0	0	0	0	0	0	XXX	XXX	XXX	5,804	5,804
47. Total	104,572 (c)	0	24	0	0	0	24	581,338	0	0	6,704	588,042

ANNUAL STATEMENT FOR THE YEAR 2023 OF THE United Transportation Union Insurance Association

LIFE INSURANCE (STATE PAGE) (Continued)^(b)

NAIC Group Code		0000		BUSINESS IN THE STATE OF		Wisconsin		DURING THE YEAR				2023		NAIC Company Code		56413					
Line of Business		Direct Death Benefits, Matured Endowments Incurred and Annuity Benefits										22		Issued During Year		Other Changes to In Force (Net)		In Force December 31, Current Year (b)			
		13		Claims Settled During Current Year						23				24		25		26		27	
		Incurred During Current Year		Totals Paid		Reduction by Compromise		Amount Rejected		Total Settled During Current Year		Unpaid December 31, Current Year	Number of Pols/ Certs	Amount	Number of Pols/ Certs	Amount	Number of Pols/ Certs	Amount	Number of Pols/ Certs	Amount	
				14 Number of Pols/ Certs	15 Amount	16 Number of Pols/ Certs	17 Amount	18 Number of Pols/ Certs	19 Amount	20 Number of Pols/ Certs	21 Amount										
Individual Life																					
1. Industrial		0	0	0	0	0	0	0	0	0	0	0	0	0	0	0	0	0	0	0	
2. Whole		14,080	4	14,080	0	0	0	0	4	14,080	0	1	101,000	(9)	(86,868)	179	2,313,412				
3. Term		398,984	2	398,984	0	0	0	0	2	398,984	0	1	451,000	(5)	(577,612)	43	7,003,326				
4. Indexed		0	0	0	0	0	0	0	0	0	0	0	0	0	0	0	0	0	0	0	
5. Universal		25,000	1	25,000	0	0	0	0	1	25,000	0	0	0	(2)	(33,813)	49	841,509				
6. Universal with secondary guarantees		0	0	0	0	0	0	0	0	0	0	0	0	0	0	0	0	0	0	0	
7. Variable		0	0	0	0	0	0	0	0	0	0	0	0	0	0	0	0	0	0	0	
8. Variable universal		0	0	0	0	0	0	0	0	0	0	0	0	0	0	0	0	0	0	0	
9. Credit		0	0	0	0	0	0	0	0	0	0	0	0	0	0	0	0	0	0	0	
10. Other		0	0	0	0	0	0	0	0	0	0	0	0	0	0	0	0	0	0	0	
11. Total Individual Life		438,064	7	438,063	0	0	0	0	7	438,063	0	2	552,000	(16)	(698,293)	271	10,158,247				
Group Life																					
12. Whole		0	0	0	0	0	0	0	0	0	0	0	0	0	0	0	0	0	0	0	
13. Term		0	0	0	0	0	0	0	0	0	0	0	0	0	0	0	0	0	0	0	
14. Universal		0	0	0	0	0	0	0	0	0	0	0	0	0	0	0	0	0	0	0	
15. Variable		0	0	0	0	0	0	0	0	0	0	0	0	0	0	0	0	0	0	0	
16. Variable universal		0	0	0	0	0	0	0	0	0	0	0	0	0	0	0	0	0	0	0	
17. Credit		0	0	0	0	0	0	0	0	0	0	0	0	0	0	0	0	0	0	0	
18. Other		0	0	0	0	0	0	0	0	0	0	0	0	0	0	0	0	0	0	0	
19. Total Group Life		0	0	0	0	0	0	0	0	0	0	0	0	0	0	0	0	0	0	0	
Individual Annuities																					
20. Fixed		195,474	16	195,474	0	0	0	0	16	195,474	0	0	0	(5)	(133,729)	42	1,538,890				
21. Indexed		0	0	0	0	0	0	0	0	0	0	0	0	0	0	0	0	0	0	0	
22. Variable with guarantees		0	0	0	0	0	0	0	0	0	0	0	0	0	0	0	0	0	0	0	
23. Variable without guarantees		0	0	0	0	0	0	0	0	0	0	0	0	0	0	0	0	0	0	0	
24. Life contingent payout		0	0	0	0	0	0	0	0	0	0	0	0	0	0	0	0	0	0	0	
25. Other		0	0	0	0	0	0	0	0	0	0	0	0	0	0	0	0	0	0	0	
26. Total Individual Annuities		195,474	16	195,474	0	0	0	0	16	195,474	0	0	0	(5)	(133,729)	42	1,538,890				
Group Annuities																					
27. Fixed		0	0	0	0	0	0	0	0	0	0	0	0	0	0	0	0	0	0	0	
28. Indexed		0	0	0	0	0	0	0	0	0	0	0	0	0	0	0	0	0	0	0	
29. Variable with guarantees		0	0	0	0	0	0	0	0	0	0	0	0	0	0	0	0	0	0	0	
30. Variable without guarantees		0	0	0	0	0	0	0	0	0	0	0	0	0	0	0	0	0	0	0	
31. Life contingent payout		0	0	0	0	0	0	0	0	0	0	0	0	0	0	0	0	0	0	0	
32. Other		0	0	0	0	0	0	0	0	0	0	0	0	0	0	0	0	0	0	0	
33. Total Group Annuities		0	0	0	0	0	0	0	0	0	0	0	0	0	0	0	0	0	0	0	
Accident and Health																					
34. Comprehensive individual		(d) XXX	XXX	XXX	XXX	XXX	XXX	XXX	XXX	XXX	XXX	0	0	0	0	0	0	0	0	0	
35. Comprehensive group		(d) XXX	XXX	XXX	XXX	XXX	XXX	XXX	XXX	XXX	XXX	0	0	0	0	0	0	0	0	0	
36. Medicare Supplement		(d) XXX	XXX	XXX	XXX	XXX	XXX	XXX	XXX	XXX	XXX	0	0	0	0	0	0	0	0	0	
37. Vision only		(d) XXX	XXX	XXX	XXX	XXX	XXX	XXX	XXX	XXX	XXX	0	0	0	0	0	0	0	0	0	
38. Dental only		(d) XXX	XXX	XXX	XXX	XXX	XXX	XXX	XXX	XXX	XXX	0	0	0	0	0	0	0	0	0	
39. Federal Employees Health Benefits Plan		(d) XXX	XXX	XXX	XXX	XXX	XXX	XXX	XXX	XXX	XXX	0	0	0	0	0	0	0	0	0	
40. Title XVIII Medicare		(d) XXX	XXX	XXX	XXX	XXX	XXX	XXX	XXX	XXX	XXX	0	0	0	0	0	0	0	0	0	
41. Title XIX Medicaid		(d) XXX	XXX	XXX	XXX	XXX	XXX	XXX	XXX	XXX	XXX	0	0	0	0	0	0	0	0	0	
42. Credit A&H		XXX	XXX	XXX	XXX	XXX	XXX	XXX	XXX	XXX	XXX	0	0	0	0	0	0	0	0	0	
43. Disability income		(d) XXX	XXX	XXX	XXX	XXX	XXX	XXX	XXX	XXX	XXX	1	1,028	(2)	(2,819)	8	3,767				
44. Long-term care		(d) XXX	XXX	XXX	XXX	XXX	XXX	XXX	XXX	XXX	XXX	0	0	0	0	0	0	0	0	0	
45. Other health		(d) XXX	XXX	XXX	XXX	XXX	XXX	XXX	XXX	XXX	XXX	24	4,032	(36)	(17,676)	369	24,219				
46. Total Accident and Health		XXX	XXX	XXX	XXX	XXX	XXX	XXX	XXX	XXX	XXX	25	5,060	(38)	(20,495)	377	27,986				
47. TOTAL		633,538	23	633,537	0	0	0	0	23	633,537	0	27	557,060	(59)	(852,517)	690	11,725,121				

(a) Includes Group Credit Life Insurance Loans less than or equal to 60 months at issue, prior year \$ 0 , current year \$ 0 Loans greater than 60 months at issue BUT NOT GREATER THAN 120 MONTHS prior year \$ 0 , current year \$ 0

(b) Corporate Owned Life Insurance/BOLI: 1) Number of policies: 0 2) covering number of lives: 0 3) face amount \$ 0

(c) Deposit-Type Contract Considerations NOT included in Total Premiums and Annuities Considerations: Individual: \$ 0 Group: \$ 0 Total: \$ 0

(d) For health business on indicated lines report: Number of persons insured under PPO managed care products 0 and number of persons insured under indemnity only products 0

(e) For health premiums written: amount of Medicare Title XVIII exempt from state taxes or fees \$ 0

(f) Certain Separate Account products are included in "Other" product categories in the table(s) above:

1. Individual Life - Other includes the following amounts related to Separate Account policies: Column 1) \$ 0 Column 7) \$ 0 Column 12) \$ 0

2. Group Life - Other includes the following amounts related to Separate Account policies: Column 1) \$ 0 Column 7) \$ 0 Column 12) \$ 0

3. Individual Annuities - Other includes the following amounts related to Separate Account policies: Column 1) \$ 0 Column 7) \$ 0 Column 12) \$ 0

4. Group Annuities - Other includes the following amounts related to Separate Account policies: Column 1) \$ 0 Column 7) \$ 0 Column 12) \$ 0



ANNUAL STATEMENT FOR THE YEAR 2023 OF THE United Transportation Union Insurance Association
LIFE INSURANCE (STATE PAGE)^(b)

NAIC Group Code 0000 BUSINESS IN THE STATE OF Wyoming DURING THE YEAR 2023 NAIC Company Code 56413

Line of Business	1 Premiums and Annuities Considerations	2 Other Considerations	Dividends to Policyholders/Refunds to Members					Claims and Benefits Paid				
			3 Paid in Cash or Left on Deposit	4 Applied to Pay Renewal Premiums	5 Applied to Provide Paid-Up Additions or Shorten the Endowment or Premium-Paying Period	6 Other	7 Total (Col. 3+4+5+6)	8 Death and Annuity Benefits	9 Matured Endowments	10 Surrender Values and Withdrawals for Life Contracts	11 All Other Benefits	12 Total (Sum Columns 8 through 11)
Individual Life												
1. Industrial	0	0	0	0	0	0	0	0	0	0	0	0
2. Whole	26,680	0	0	0	0	0	0	18,094	0	0	628	18,722
3. Term	70,685	0	0	0	0	0	0	0	0	0	0	0
4. Indexed	0	0	0	0	0	0	0	0	0	0	0	0
5. Universal	5,961	0	0	0	0	0	0	20,136	0	0	0	20,136
6. Universal with secondary guarantees	0	0	0	0	0	0	0	0	0	0	0	0
7. Variable	0	0	0	0	0	0	0	0	0	0	0	0
8. Variable universal	0	0	0	0	0	0	0	0	0	0	0	0
9. Credit	0	0	0	0	0	0	0	0	0	0	0	0
10. Other	0	0	0	0	0	0	0	0	0	0	0	0
11. Total Individual Life (f)	103,325	0	0	0	0	0	0	38,230	0	0	628	38,858
Group Life												
12. Whole	0	0	0	0	0	0	0	0	0	0	0	0
13. Term	0	0	0	0	0	0	0	0	0	0	0	0
14. Universal	0	0	0	0	0	0	0	0	0	0	0	0
15. Variable	0	0	0	0	0	0	0	0	0	0	0	0
16. Variable universal	0	0	0	0	0	0	0	0	0	0	0	0
17. Credit	0	0	0	0	0	0	0	0	0	0	0	0
18. Other	0	0	0	0	0	0	0	0	0	0	0	0
19. Total Group Life (f)	0	0	0	0	0	0	0	0	0	0	0	0
Individual Annuities												
20. Fixed	4,705	0	0	0	0	0	0	7,871	0	0	0	7,871
21. Indexed	0	0	0	0	0	0	0	0	0	0	0	0
22. Variable with guarantees	0	0	0	0	0	0	0	0	0	0	0	0
23. Variable without guarantees	0	0	0	0	0	0	0	0	0	0	0	0
24. Life contingent payout	0	0	0	0	0	0	0	0	0	0	0	0
25. Other	0	0	0	0	0	0	0	0	0	0	7,117	7,117
26. Total Individual Annuities	4,705	0	0	0	0	0	0	7,871	0	0	7,117	14,988
Group Annuities												
27. Fixed	0	0	0	0	0	0	0	0	0	0	0	0
28. Indexed	0	0	0	0	0	0	0	0	0	0	0	0
29. Variable with guarantees	0	0	0	0	0	0	0	0	0	0	0	0
30. Variable without guarantees	0	0	0	0	0	0	0	0	0	0	0	0
31. Life contingent payout	0	0	0	0	0	0	0	0	0	0	0	0
32. Other	0	0	0	0	0	0	0	0	0	0	0	0
33. Total Group Annuities	0	0	0	0	0	0	0	0	0	0	0	0
Accident and Health												
34. Comprehensive individual (d)	0	0	0	0	0	0	0	XXX	XXX	XXX	0	0
35. Comprehensive group (d)	0	0	0	0	0	0	0	XXX	XXX	XXX	0	0
36. Medicare Supplement (d)	0	0	0	0	0	0	0	XXX	XXX	XXX	0	0
37. Vision only (d)	0	0	0	0	0	0	0	XXX	XXX	XXX	0	0
38. Dental only (d)	0	0	0	0	0	0	0	XXX	XXX	XXX	0	0
39. Federal Employees Health Benefits Plan (d)	0	0	0	0	0	0	0	XXX	XXX	XXX	0	0
40. Title XVIII Medicare (d) (e)	0	0	0	0	0	0	0	XXX	XXX	XXX	0	0
41. Title XIX Medicaid (d)	0	0	0	0	0	0	0	XXX	XXX	XXX	0	0
42. Credit A&H	0	0	0	0	0	0	0	XXX	XXX	XXX	0	0
43. Disability income (d)	33,736	0	0	0	0	0	0	XXX	XXX	XXX	20,857	20,857
44. Long-term care (d)	0	0	0	0	0	0	0	XXX	XXX	XXX	0	0
45. Other health (d)	21,301	0	0	0	0	0	0	XXX	XXX	XXX	739	739
46. Total Accident and Health	55,036	0	0	0	0	0	0	XXX	XXX	XXX	21,596	21,596
47. Total	163,067 (c)	0	0	0	0	0	0	46,101	0	0	29,341	75,442

ANNUAL STATEMENT FOR THE YEAR 2023 OF THE United Transportation Union Insurance Association

LIFE INSURANCE (STATE PAGE) (Continued)^(b)

NAIC Group Code		0000		BUSINESS IN THE STATE OF		Wyoming		DURING THE YEAR						2023		NAIC Company Code		56413	
Line of Business		13	Direct Death Benefits, Matured Endowments Incurred and Annuity Benefits								22	Issued During Year		Other Changes to In Force (Net)		In Force December 31, Current Year (b)			
			Totals Paid		Reduction by Compromise		Amount Rejected		Total Settled During Current Year			23	24	25	26	27	28		
			14	15	16	17	18	19	20	21									
																		Number of Pols/ Certs	Amount
Individual Life																			
1. Industrial		0	0	0	0	0	0	0	0	0	0	0	0	0	0	0	0		
2. Whole		15,936	3	18,094	0	0	0	0	3	18,094	1,847	2	130,000	(5)	(188,019)	136	2,747,925		
3. Term		0	0	0	0	0	0	0	0	0	0	2	520,002	(9)	(1,181,338)	89	12,296,923		
4. Indexed		0	0	0	0	0	0	0	0	0	0	0	0	0	0	0	0		
5. Universal		20,136	2	20,136	0	0	0	0	2	20,136	0	0	0	(3)	(44,998)	19	483,987		
6. Universal with secondary guarantees		0	0	0	0	0	0	0	0	0	0	0	0	0	0	0	0		
7. Variable		0	0	0	0	0	0	0	0	0	0	0	0	0	0	0	0		
8. Variable universal		0	0	0	0	0	0	0	0	0	0	0	0	0	0	0	0		
9. Credit		0	0	0	0	0	0	0	0	0	0	0	0	0	0	0	0		
10. Other		0	0	0	0	0	0	0	0	0	0	0	0	0	0	0	0		
11. Total Individual Life		36,072	5	38,230	0	0	0	0	5	38,230	1,847	4	650,002	(17)	(1,414,355)	244	15,528,835		
Group Life																			
12. Whole		0	0	0	0	0	0	0	0	0	0	0	0	0	0	0	0		
13. Term		0	0	0	0	0	0	0	0	0	0	0	0	0	0	0	0		
14. Universal		0	0	0	0	0	0	0	0	0	0	0	0	0	0	0	0		
15. Variable		0	0	0	0	0	0	0	0	0	0	0	0	0	0	0	0		
16. Variable universal		0	0	0	0	0	0	0	0	0	0	0	0	0	0	0	0		
17. Credit		0	0	0	0	0	0	0	0	0	0	0	0	0	0	0	0		
18. Other		0	0	0	0	0	0	0	0	0	0	0	0	0	0	0	0		
19. Total Group Life		0	0	0	0	0	0	0	0	0	0	0	0	0	0	0	0		
Individual Annuities																			
20. Fixed		7,871	6	7,871	0	0	0	0	6	7,871	0	0	0	(1)	12,063	37	418,595		
21. Indexed		0	0	0	0	0	0	0	0	0	0	0	0	0	0	0	0		
22. Variable with guarantees		0	0	0	0	0	0	0	0	0	0	0	0	0	0	0	0		
23. Variable without guarantees		0	0	0	0	0	0	0	0	0	0	0	0	0	0	0	0		
24. Life contingent payout		0	0	0	0	0	0	0	0	0	0	0	0	0	0	0	0		
25. Other		0	6	7,117	0	0	0	0	6	7,117	0	0	0	(1)	(6,846)	0	0		
26. Total Individual Annuities		14,988	12	14,988	0	0	0	0	12	14,988	0	0	0	(2)	5,217	37	418,595		
Group Annuities																			
27. Fixed		0	0	0	0	0	0	0	0	0	0	0	0	0	0	0	0		
28. Indexed		0	0	0	0	0	0	0	0	0	0	0	0	0	0	0	0		
29. Variable with guarantees		0	0	0	0	0	0	0	0	0	0	0	0	0	0	0	0		
30. Variable without guarantees		0	0	0	0	0	0	0	0	0	0	0	0	0	0	0	0		
31. Life contingent payout		0	0	0	0	0	0	0	0	0	0	0	0	0	0	0	0		
32. Other		0	0	0	0	0	0	0	0	0	0	0	0	0	0	0	0		
33. Total Group Annuities		0	0	0	0	0	0	0	0	0	0	0	0	0	0	0	0		
Accident and Health																			
34. Comprehensive individual		(d) XXX	XXX	XXX	XXX	XXX	XXX	XXX	XXX	XXX	XXX	0	0	0	0	0	0		
35. Comprehensive group		(d) XXX	XXX	XXX	XXX	XXX	XXX	XXX	XXX	XXX	XXX	0	0	0	0	0	0		
36. Medicare Supplement		(d) XXX	XXX	XXX	XXX	XXX	XXX	XXX	XXX	XXX	XXX	0	0	0	0	0	0		
37. Vision only		(d) XXX	XXX	XXX	XXX	XXX	XXX	XXX	XXX	XXX	XXX	0	0	0	0	0	0		
38. Dental only		(d) XXX	XXX	XXX	XXX	XXX	XXX	XXX	XXX	XXX	XXX	0	0	0	0	0	0		
39. Federal Employees Health Benefits Plan		(d) XXX	XXX	XXX	XXX	XXX	XXX	XXX	XXX	XXX	XXX	0	0	0	0	0	0		
40. Title XVIII Medicare		(d) XXX	XXX	XXX	XXX	XXX	XXX	XXX	XXX	XXX	XXX	0	0	0	0	0	0		
41. Title XIX Medicaid		(d) XXX	XXX	XXX	XXX	XXX	XXX	XXX	XXX	XXX	XXX	0	0	0	0	0	0		
42. Credit A&H		XXX	XXX	XXX	XXX	XXX	XXX	XXX	XXX	XXX	XXX	0	0	0	0	0	0		
43. Disability income		(d) XXX	XXX	XXX	XXX	XXX	XXX	XXX	XXX	XXX	XXX	0	0	(4)	(7,633)	21	15,636		
44. Long-term care		(d) XXX	XXX	XXX	XXX	XXX	XXX	XXX	XXX	XXX	XXX	0	0	0	0	0	0		
45. Other health		(d) XXX	XXX	XXX	XXX	XXX	XXX	XXX	XXX	XXX	XXX	34	6,606	(36)	(24,827)	330	31,449		
46. Total Accident and Health		XXX	XXX	XXX	XXX	XXX	XXX	XXX	XXX	XXX	XXX	34	6,606	(40)	(32,460)	351	47,085		
47. TOTAL		51,060	17	53,218	0	0	0	0	17	53,218	1,847	38	656,608	(59)	(1,441,598)	632	15,994,515		

(a) Includes Group Credit Life Insurance Loans less than or equal to 60 months at issue, prior year \$ 0 , current year \$ 0 Loans greater than 60 months at issue BUT NOT GREATER THAN 120 MONTHS prior year \$ 0 , current year \$ 0

(b) Corporate Owned Life Insurance/BOLI: 1) Number of policies: 0 2) covering number of lives: 0 3) face amount \$ 0

(c) Deposit-Type Contract Considerations NOT included in Total Premiums and Annuities Considerations: Individual: \$ 0 Group: \$ 0 Total: \$ 0

(d) For health business on indicated lines report: Number of persons insured under PPO managed care products 0 and number of persons insured under indemnity only products 0

(e) For health premiums written: amount of Medicare Title XVIII exempt from state taxes or fees \$ 0

(f) Certain Separate Account products are included in "Other" product categories in the table(s) above:

1. Individual Life - Other includes the following amounts related to Separate Account policies: Column 1) \$ 0 Column 7) \$ 0 Column 12) \$ 0

2. Group Life - Other includes the following amounts related to Separate Account policies: Column 1) \$ 0 Column 7) \$ 0 Column 12) \$ 0

3. Individual Annuities - Other includes the following amounts related to Separate Account policies: Column 1) \$ 0 Column 7) \$ 0 Column 12) \$ 0

4. Group Annuities - Other includes the following amounts related to Separate Account policies: Column 1) \$ 0 Column 7) \$ 0 Column 12) \$ 0



ANNUAL STATEMENT FOR THE YEAR 2023 OF THE United Transportation Union Insurance Association
LIFE INSURANCE (STATE PAGE)^(b)

NAIC Group Code 0000 BUSINESS IN THE STATE OF Grand Total DURING THE YEAR 2023 NAIC Company Code 56413

Line of Business	1 Premiums and Annuities Considerations	2 Other Considerations	Dividends to Policyholders/Refunds to Members					Claims and Benefits Paid				
			3 Paid in Cash or Left on Deposit	4 Applied to Pay Renewal Premiums	5 Applied to Provide Paid-Up Additions or Shorten the Endowment or Premium-Paying Period	6 Other	7 Total (Col. 3+4+5+6)	8 Death and Annuity Benefits	9 Matured Endowments	10 Surrender Values and Withdrawals for Life Contracts	11 All Other Benefits	12 Total (Sum Columns 8 through 11)
Individual Life												
1. Industrial	0	0	0	0	0	0	0	0	0	0	0	0
2. Whole	2,225,799	0	2,848	0	0	0	2,848	1,992,850	87,527	0	52,177	2,132,554
3. Term	2,043,248	0	0	0	0	0	0	1,583,102	0	0	34,285	1,617,387
4. Indexed	0	0	0	0	0	0	0	0	0	0	0	0
5. Universal	475,004	0	0	0	0	0	0	1,013,249	0	0	24,887	1,038,136
6. Universal with secondary guarantees	0	0	0	0	0	0	0	0	0	0	0	0
7. Variable	0	0	0	0	0	0	0	0	0	0	0	0
8. Variable universal	0	0	0	0	0	0	0	0	0	0	0	0
9. Credit	0	0	0	0	0	0	0	0	0	0	0	0
10. Other	(f) 0	0	0	0	0	0	0	0	0	0	0	0
11. Total Individual Life	4,744,051	0	2,848	0	0	0	2,848	4,589,201	87,527	0	111,349	4,788,077
Group Life												
12. Whole	0	0	0	0	0	0	0	0	0	0	0	0
13. Term	0	0	0	0	0	0	0	0	0	0	0	0
14. Universal	0	0	0	0	0	0	0	0	0	0	0	0
15. Variable	0	0	0	0	0	0	0	0	0	0	0	0
16. Variable universal	0	0	0	0	0	0	0	0	0	0	0	0
17. Credit	0	0	0	0	0	0	0	0	0	0	0	0
18. Other	(f) 0	0	0	0	0	0	0	0	0	0	0	0
19. Total Group Life	0	0	0	0	0	0	0	0	0	0	0	0
Individual Annuities												
20. Fixed	1,041,424	0	0	0	0	0	0	5,975,114	0	0	0	5,975,114
21. Indexed	0	0	0	0	0	0	0	0	0	0	0	0
22. Variable with guarantees	0	0	0	0	0	0	0	0	0	0	0	0
23. Variable without guarantees	0	0	0	0	0	0	0	0	0	0	0	0
24. Life contingent payout	0	0	0	0	0	0	0	1,776	0	47,862	0	49,638
25. Other	(f) 0	0	0	0	0	0	0	0	0	0	566,440	566,440
26. Total Individual Annuities	1,041,424	0	0	0	0	0	0	5,976,890	0	47,862	566,440	6,591,193
Group Annuities												
27. Fixed	0	0	0	0	0	0	0	0	0	0	0	0
28. Indexed	0	0	0	0	0	0	0	0	0	0	0	0
29. Variable with guarantees	0	0	0	0	0	0	0	0	0	0	0	0
30. Variable without guarantees	0	0	0	0	0	0	0	0	0	0	0	0
31. Life contingent payout	0	0	0	0	0	0	0	0	0	0	0	0
32. Other	(f) 0	0	0	0	0	0	0	0	0	0	0	0
33. Total Group Annuities	0	0	0	0	0	0	0	0	0	0	0	0
Accident and Health												
34. Comprehensive individual	(d) 0	0	0	0	0	0	0	XXX	XXX	XXX	0	0
35. Comprehensive group	(d) 0	0	0	0	0	0	0	XXX	XXX	XXX	0	0
36. Medicare Supplement	(d) 0	0	0	0	0	0	0	XXX	XXX	XXX	0	0
37. Vision only	(d) 0	0	0	0	0	0	0	XXX	XXX	XXX	0	0
38. Dental only	(d) 0	0	0	0	0	0	0	XXX	XXX	XXX	0	0
39. Federal Employees Health Benefits Plan	(d) 0	0	0	0	0	0	0	XXX	XXX	XXX	0	0
40. Title XVIII Medicare	(d) 0 (e) 0	0	0	0	0	0	0	XXX	XXX	XXX	0	0
41. Title XIX Medicaid	(d) 0	0	0	0	0	0	0	XXX	XXX	XXX	0	0
42. Credit A&H	0	0	0	0	0	0	0	XXX	XXX	XXX	0	0
43. Disability income	(d) 1,682,359	0	0	0	0	0	0	XXX	XXX	XXX	599,164	599,164
44. Long-term care	(d) 0	0	0	0	0	0	0	XXX	XXX	XXX	0	0
45. Other health	(d) 1,380,156	0	0	0	0	0	0	XXX	XXX	XXX	103,828	103,828
46. Total Accident and Health	3,062,515	0	0	0	0	0	0	XXX	XXX	XXX	702,992	702,992
47. Total	8,847,991 (c)	0	2,848	0	0	0	2,848	10,566,092	87,527	47,862	1,380,781	12,082,262

ANNUAL STATEMENT FOR THE YEAR 2023 OF THE United Transportation Union Insurance Association

LIFE INSURANCE (STATE PAGE) (Continued)^(b)

NAIC Group Code		0000		BUSINESS IN THE STATE OF		Grand Total		DURING THE YEAR		2023		NAIC Company Code		56413			
Line of Business		13	Direct Death Benefits, Matured Endowments Incurred and Annuity Benefits								22	Policy Exhibit					
			Claims Settled During Current Year				Total Settled During Current Year					Issued During Year		Other Changes to In Force (Net)		In Force December 31, Current Year (b)	
			Totals Paid		Reduction by Compromise		Amount Rejected		Total Settled During Current Year			23	24	25	26	27	28
			14	15	16	17	18	19	20	21		Unpaid December 31, Current Year	Number of Pols/ Certs	Amount	Number of Pols/ Certs	Amount	Number of Pols/ Certs
Incurred During Current Year		Number of Pols/ Certs	Amount	Number of Pols/ Certs	Amount	Number of Pols/ Certs	Amount	Number of Pols/ Certs	Amount								
Individual Life																	
1.	Industrial	0	0	0	0	0	0	0	0	0	0	0	0	0	0		
2.	Whole	2,055,297	249	2,080,377	0	0	0	249	2,080,377	102,930	127	7,408,476	(533)	(11,771,607)	8,242	155,123,804	
3.	Term	1,536,555	21	1,583,102	0	0	0	21	1,583,102	33,333	83	21,357,031	(246)	(36,601,540)	3,193	333,861,790	
4.	Indexed	0	0	0	0	0	0	0	0	0	0	0	0	0	0	0	
5.	Universal	1,013,250	53	1,013,250	0	0	0	53	1,013,250	0	0	0	(129)	(2,704,322)	1,800	36,584,437	
6.	Universal with secondary guarantees	0	0	0	0	0	0	0	0	0	0	0	0	0	0	0	
7.	Variable	0	0	0	0	0	0	0	0	0	0	0	0	0	0	0	
8.	Variable universal	0	0	0	0	0	0	0	0	0	0	0	0	0	0	0	
9.	Credit	0	0	0	0	0	0	0	0	0	0	0	0	0	0	0	
10.	Other	0	0	0	0	0	0	0	0	0	0	0	0	0	0	0	
11.	Total Individual Life	4,605,102	323	4,676,729	0	0	0	323	4,676,729	136,263	210	28,765,507	(908)	(51,077,469)	13,235	525,570,031	
Group Life																	
12.	Whole	0	0	0	0	0	0	0	0	0	0	0	0	0	0	0	
13.	Term	0	0	0	0	0	0	0	0	0	0	0	0	0	0	0	
14.	Universal	0	0	0	0	0	0	0	0	0	0	0	0	0	0	0	
15.	Variable	0	0	0	0	0	0	0	0	0	0	0	0	0	0	0	
16.	Variable universal	0	0	0	0	0	0	0	0	0	0	0	0	0	0	0	
17.	Credit	0	0	0	0	0	0	0	0	0	0	0	0	0	0	0	
18.	Other	0	0	0	0	0	0	0	0	0	0	0	0	0	0	0 (a)	
19.	Total Group Life	0	0	0	0	0	0	0	0	0	0	0	0	0	0	0	
Individual Annuities																	
20.	Fixed	5,811,856	1,128	5,811,856	0	0	0	1,128	5,811,856	568	24	494,826	(119)	(2,851,150)	1,910	65,783,970	
21.	Indexed	0	0	0	0	0	0	0	0	0	0	0	0	0	0	0	
22.	Variable with guarantees	0	0	0	0	0	0	0	0	0	0	0	0	0	0	0	
23.	Variable without guarantees	0	0	0	0	0	0	0	0	0	0	0	0	0	0	0	
24.	Life contingent payout	47,862	105	47,862	0	0	0	105	47,862	0	0	0	0	0	10	552,080	
25.	Other	566,440	346	566,440	0	0	0	346	566,440	0	0	0	(7)	(434,969)	33	2,404,304	
26.	Total Individual Annuities	6,426,158	1,579	6,426,158	0	0	0	1,579	6,426,158	568	24	494,826	(126)	(3,286,119)	1,953	68,740,354	
Group Annuities																	
27.	Fixed	0	0	0	0	0	0	0	0	0	0	0	0	0	0	0	
28.	Indexed	0	0	0	0	0	0	0	0	0	0	0	0	0	0	0	
29.	Variable with guarantees	0	0	0	0	0	0	0	0	0	0	0	0	0	0	0	
30.	Variable without guarantees	0	0	0	0	0	0	0	0	0	0	0	0	0	0	0	
31.	Life contingent payout	0	0	0	0	0	0	0	0	0	0	0	0	0	0	0	
32.	Other	0	0	0	0	0	0	0	0	0	0	0	0	0	0	0	
33.	Total Group Annuities	0	0	0	0	0	0	0	0	0	0	0	0	0	0	0	
Accident and Health																	
34.	Comprehensive individual	(d)	XXX	XXX	XXX	XXX	XXX	XXX	XXX	XXX	0	0	0	0	0	0	
35.	Comprehensive group	(d)	XXX	XXX	XXX	XXX	XXX	XXX	XXX	XXX	0	0	0	0	0	0	
36.	Medicare Supplement	(d)	XXX	XXX	XXX	XXX	XXX	XXX	XXX	XXX	0	0	0	0	0	0	
37.	Vision only	(d)	XXX	XXX	XXX	XXX	XXX	XXX	XXX	XXX	0	0	0	0	0	0	
38.	Dental only	(d)	XXX	XXX	XXX	XXX	XXX	XXX	XXX	XXX	0	0	0	0	0	0	
39.	Federal Employees Health Benefits Plan	(d)	XXX	XXX	XXX	XXX	XXX	XXX	XXX	XXX	0	0	0	0	0	0	
40.	Title XVIII Medicare	(d)	XXX	XXX	XXX	XXX	XXX	XXX	XXX	XXX	0	0	0	0	0	0	
41.	Title XIX Medicaid	(d)	XXX	XXX	XXX	XXX	XXX	XXX	XXX	XXX	0	0	0	0	0	0	
42.	Credit A&H		XXX	XXX	XXX	XXX	XXX	XXX	XXX	XXX	0	0	0	0	0	0	
43.	Disability income	(d)	XXX	XXX	XXX	XXX	XXX	XXX	XXX	XXX	14	16,210	(131)	(148,832)	1,220	588,417	
44.	Long-term care	(d)	XXX	XXX	XXX	XXX	XXX	XXX	XXX	XXX	0	0	0	0	0	0	
45.	Other health	(d)	XXX	XXX	XXX	XXX	XXX	XXX	XXX	XXX	2,915	538,962	(1,992)	(1,119,581)	20,290	2,143,375	
46.	Total Accident and Health		XXX	XXX	XXX	XXX	XXX	XXX	XXX	XXX	2,929	555,172	(2,123)	(1,268,413)	21,510	2,731,792	
47.	TOTAL		11,031,260	1,902	11,102,887	0	0	0	1,902	11,102,887	136,831	3,163	29,815,505	(3,157)	(55,632,001)	36,698	597,042,177

(a) Includes Group Credit Life Insurance Loans less than or equal to 60 months at issue, prior year \$ 0 , current year \$ 0 Loans greater than 60 months at issue BUT NOT GREATER THAN 120 MONTHS prior year \$ 0 , current year \$ 0

(b) Corporate Owned Life Insurance/BOLI: 1) Number of policies: 0 2) covering number of lives: 0 3) face amount \$ 0

(c) Deposit-Type Contract Considerations NOT included in Total Premiums and Annuities Considerations: Individual: \$ 0 Group: \$ 0 Total: \$ 0

(d) For health business on indicated lines report: Number of persons insured under PPO managed care products 0 and number of persons insured under indemnity only products 0

(e) For health premiums written: amount of Medicare Title XVIII exempt from state taxes or fees \$ 0

(f) Certain Separate Account products are included in "Other" product categories in the table(s) above:

1. Individual Life - Other includes the following amounts related to Separate Account policies: Column 1) \$ 0 Column 7) \$ 0 Column 12) \$ 0

2. Group Life - Other includes the following amounts related to Separate Account policies: Column 1) \$ 0 Column 7) \$ 0 Column 12) \$ 0

3. Individual Annuities - Other includes the following amounts related to Separate Account policies: Column 1) \$ 0 Column 7) \$ 0 Column 12) \$ 0

4. Group Annuities - Other includes the following amounts related to Separate Account policies: Column 1) \$ 0 Column 7) \$ 0 Column 12) \$ 0

ANNUAL STATEMENT FOR THE YEAR 2023 OF THE United Transportation Union Insurance Association

FORM FOR CALCULATING THE INTEREST MAINTENANCE RESERVE

INTEREST MAINTENANCE RESERVE		1 Amount
1. Reserve as of December 31, Prior Year		1,988,106
2. Current year's realized pre-tax capital gains/(losses) of \$ (259,675) transferred into the reserve net of taxes of \$0		(259,675)
3. Adjustment for current year's liability gains/(losses) released from the reserve		0
4. Balance before reduction for amount transferred to Summary of Operations (Line 1 + Line 2 + Line 3)		1,728,431
5. Current year's amortization released to Summary of Operations (Amortization, Line 1, Column 4)		85,580
6. Reserve as of December 31, current year (Line 4 minus Line 5)		1,642,851

AMORTIZATION				
Year of Amortization	1 Reserve as of December 31, Prior Year	2 Current Year's Realized Capital Gains/(Losses) Transferred into the Reserve Net of Taxes	3 Adjustment for Current Year's Liability Gains/(Losses) Released From the Reserve	4 Balance Before Reduction for Current Year's Amortization (Cols. 1 + 2 + 3)
1. 2023	216,189	(130,608)	0	85,580
2. 2024	176,978	(87,958)	0	89,021
3. 2025	163,378	(14,371)	0	149,008
4. 2026	153,771	(10,655)	0	143,116
5. 2027	142,378	(6,831)	0	135,547
6. 2028	131,471	(2,845)	0	128,627
7. 2029	124,214	(745)	0	123,469
8. 2030	120,075	(733)	0	119,342
9. 2031	107,430	(717)	0	106,713
10. 2032	88,500	(710)	0	87,790
11. 2033	73,489	(699)	0	72,789
12. 2034	61,431	(647)	0	60,784
13. 2035	53,279	(557)	0	52,723
14. 2036	53,032	(464)	0	52,568
15. 2037	52,321	(362)	0	51,960
16. 2038	51,338	(252)	0	51,086
17. 2039	52,305	(183)	0	52,122
18. 2040	48,651	(146)	0	48,506
19. 2041	41,176	(105)	0	41,071
20. 2042	28,046	(67)	0	27,979
21. 2043	20,320	(22)	0	20,298
22. 2044	12,928	0	0	12,928
23. 2045	6,445	0	0	6,445
24. 2046	4,149	0	0	4,149
25. 2047	4,013	0	0	4,013
26. 2048	3,119	0	0	3,119
27. 2049	(2,972)	0	0	(2,972)
28. 2050	651	0	0	651
29. 2051	0	0	0	0
30. 2052	0	0	0	0
31. 2053 and Later	0	0	0	0
32. Total (Lines 1 to 31)	1,988,107	(259,675)	0	1,728,431

ANNUAL STATEMENT FOR THE YEAR 2023 OF THE United Transportation Union Insurance Association

ASSET VALUATION RESERVE

	Default Component			Equity Component			7 Total Amount (Cols. 3 + 6)
	1 Other Than Mortgage Loans	2 Mortgage Loans	3 Total (Cols. 1 + 2)	4 Common Stock	5 Real Estate and Other Invested Assets	6 Total (Cols. 4 + 5)	
1. Reserve as of December 31, prior year	0	0	0	659,659	472	660,131	660,130
2. Realized capital gains/(losses) net of taxes - General Account	(299,323)	0	(299,323)	1,381,671	0	1,381,671	1,082,348
3. Realized capital gains/(losses) net of taxes - Separate Accounts	0	0	0	0	0	0	0
4. Unrealized capital gains/(losses) net of deferred taxes - General Account	503,339	0	503,339	920,687	0	920,687	1,424,027
5. Unrealized capital gains/(losses) net of deferred taxes - Separate Accounts	0	0	0	0	0	0	0
6. Capital gains credited/(losses charged) to contract benefits, payments or reserves	0	0	0	0	0	0	0
7. Basic contribution	300,473	0	300,473	0	327	327	300,800
8. Accumulated balances (Lines 1 through 5 - 6 + 7)	504,488	0	504,488	2,962,018	799	2,962,817	3,467,305
9. Maximum reserve	1,578,882	0	1,578,882	2,276,483	2,161	2,278,644	3,857,526
10. Reserve objective	900,317	0	900,317	2,276,483	1,048	2,277,531	3,177,848
11. 20% of (Line 10 - Line 8)	79,166	0	79,166	(137,107)	50	(137,057)	(57,891)
12. Balance before transfers (Lines 8 + 11)	583,654	0	583,654	2,824,911	849	2,825,760	3,409,414
13. Transfers	547,115	0	547,115	(548,428)	1,312	(547,116)	(1)
14. Voluntary contribution	0	0	0	0	0	0	0
15. Adjustment down to maximum/up to zero	0	0	0	0	0	0	0
16. Reserve as of December 31, current year (Lines 12 + 13 + 14 + 15)	1,130,769	0	1,130,769	2,276,483	2,161	2,278,644	3,409,413

ASSET VALUATION RESERVE
BASIC CONTRIBUTION, RESERVE OBJECTIVE AND MAXIMUM RESERVE CALCULATIONS
DEFAULT COMPONENT

Line Num- ber	NAIC Desig- nation	Description	1	2	3	4	Basic Contribution		Reserve Objective		Maximum Reserve	
			Book/Adjusted Carrying Value	Reclassify Related Party Encumbrances	Add Third Party Encumbrances	Balance for AVR Reserve Calculations (Cols. 1 + 2 + 3)	5	6	7	8	9	10
							Factor	Amount (Cols.4 x 5)	Factor	Amount (Cols. 4 x 7)	Factor	Amount (Cols. 4 x 9)
LONG-TERM BONDS												
1.		Exempt Obligations	8,229,396	XXX	XXX	8,229,396	0.0000	0	0.0000	0	0.0000	0
2.1	1	NAIC Designation Category 1.A	33,544,991	XXX	XXX	33,544,991	0.0002	6,709	0.0007	23,481	0.0013	43,608
2.2	1	NAIC Designation Category 1.B	2,239,365	XXX	XXX	2,239,365	0.0004	896	0.0011	2,463	0.0023	5,151
2.3	1	NAIC Designation Category 1.C	7,471,274	XXX	XXX	7,471,274	0.0006	4,483	0.0018	13,448	0.0035	26,149
2.4	1	NAIC Designation Category 1.D	7,491,120	XXX	XXX	7,491,120	0.0007	5,244	0.0022	16,480	0.0044	32,961
2.5	1	NAIC Designation Category 1.E	18,085,576	XXX	XXX	18,085,576	0.0009	16,277	0.0027	48,831	0.0055	99,471
2.6	1	NAIC Designation Category 1.F	23,102,180	XXX	XXX	23,102,180	0.0011	25,412	0.0034	78,547	0.0068	157,095
2.7	1	NAIC Designation Category 1.G	25,620,230	XXX	XXX	25,620,230	0.0014	35,868	0.0042	107,605	0.0085	217,772
2.8		Subtotal NAIC 1 (2.1+2.2+2.3+2.4+2.5+2.6+2.7)	117,554,735	XXX	XXX	117,554,735	XXX	94,889	XXX	290,857	XXX	582,207
3.1	2	NAIC Designation Category 2.A	29,055,370	XXX	XXX	29,055,370	0.0021	61,016	0.0063	183,049	0.0105	305,081
3.2	2	NAIC Designation Category 2.B	25,977,172	XXX	XXX	25,977,172	0.0025	64,943	0.0076	197,427	0.0127	329,910
3.3	2	NAIC Designation Category 2.C	7,965,010	XXX	XXX	7,965,010	0.0036	28,674	0.0108	86,022	0.0180	143,370
3.4		Subtotal NAIC 2 (3.1+3.2+3.3)	62,997,552	XXX	XXX	62,997,552	XXX	154,633	XXX	466,497	XXX	778,362
4.1	3	NAIC Designation Category 3.A	1,552,601	XXX	XXX	1,552,601	0.0069	10,713	0.0183	28,413	0.0262	40,678
4.2	3	NAIC Designation Category 3.B	1,911,073	XXX	XXX	1,911,073	0.0099	18,920	0.0264	50,452	0.0377	72,047
4.3	3	NAIC Designation Category 3.C	0	XXX	XXX	0	0.0131	0	0.0350	0	0.0500	0
4.4		Subtotal NAIC 3 (4.1+4.2+4.3)	3,463,673	XXX	XXX	3,463,673	XXX	29,633	XXX	78,865	XXX	112,726
5.1	4	NAIC Designation Category 4.A	0	XXX	XXX	0	0.0184	0	0.0430	0	0.0615	0
5.2	4	NAIC Designation Category 4.B	0	XXX	XXX	0	0.0238	0	0.0555	0	0.0793	0
5.3	4	NAIC Designation Category 4.C	0	XXX	XXX	0	0.0310	0	0.0724	0	0.1034	0
5.4		Subtotal NAIC 4 (5.1+5.2+5.3)	0	XXX	XXX	0	XXX	0	XXX	0	XXX	0
6.1	5	NAIC Designation Category 5.A	0	XXX	XXX	0	0.0472	0	0.0846	0	0.1410	0
6.2	5	NAIC Designation Category 5.B	0	XXX	XXX	0	0.0663	0	0.1188	0	0.1980	0
6.3	5	NAIC Designation Category 5.C	0	XXX	XXX	0	0.0836	0	0.1498	0	0.2496	0
6.4		Subtotal NAIC 5 (6.1+6.2+6.3)	0	XXX	XXX	0	XXX	0	XXX	0	XXX	0
7.	6	NAIC 6	0	XXX	XXX	0	0.0000	0	0.2370	0	0.2370	0
8.		Total Unrated Multi-class Securities Acquired by Conversion	0	XXX	XXX	0	XXX	0	XXX	0	XXX	0
9.		Total Long-Term Bonds (1+2.8+3.4+4.4+5.4+6.4+7+8)	192,245,356	XXX	XXX	192,245,356	XXX	279,155	XXX	836,219	XXX	1,473,294
PREFERRED STOCKS												
10.	1	Highest Quality	1,441,243	XXX	XXX	1,441,243	0.0005	721	0.0016	2,306	0.0033	4,756
11.	2	High Quality	8,613,137	XXX	XXX	8,613,137	0.0021	18,088	0.0064	55,124	0.0106	91,299
12.	3	Medium Quality	253,522	XXX	XXX	253,522	0.0099	2,510	0.0263	6,668	0.0376	9,532
13.	4	Low Quality	0	XXX	XXX	0	0.0245	0	0.0572	0	0.0817	0
14.	5	Lower Quality	0	XXX	XXX	0	0.0630	0	0.1128	0	0.1880	0
15.	6	In or Near Default	0	XXX	XXX	0	0.0000	0	0.2370	0	0.2370	0
16.		Affiliated Life with AVR	0	XXX	XXX	0	0.0000	0	0.0000	0	0.0000	0
17.		Total Preferred Stocks (Sum of Lines 10 through 16)	10,307,902	XXX	XXX	10,307,902	XXX	21,318	XXX	64,098	XXX	105,588

ASSET VALUATION RESERVE (Continued)
BASIC CONTRIBUTION, RESERVE OBJECTIVE AND MAXIMUM RESERVE CALCULATIONS
DEFAULT COMPONENT

Line Num- ber	NAIC Desig- nation	Description	1	2	3	4	Basic Contribution		Reserve Objective		Maximum Reserve	
			Book/Adjusted Carrying Value	Reclassify Related Party Encumbrances	Add Third Party Encumbrances	Balance for AVR Reserve Calculations (Cols. 1 + 2 + 3)	5	6	7	8	9	10
							Factor	Amount (Cols.4 x 5)	Factor	Amount (Cols. 4 x 7)	Factor	Amount (Cols. 4 x 9)
SHORT-TERM BONDS												
18.		Exempt Obligations	0	XXX	XXX	0	0.0000	0	0.0000	0	0.0000	0
19.1	1	NAIC Designation Category 1.A	0	XXX	XXX	0	0.0002	0	0.0007	0	0.0013	0
19.2	1	NAIC Designation Category 1.B	0	XXX	XXX	0	0.0004	0	0.0011	0	0.0023	0
19.3	1	NAIC Designation Category 1.C	0	XXX	XXX	0	0.0006	0	0.0018	0	0.0035	0
19.4	1	NAIC Designation Category 1.D	0	XXX	XXX	0	0.0007	0	0.0022	0	0.0044	0
19.5	1	NAIC Designation Category 1.E	0	XXX	XXX	0	0.0009	0	0.0027	0	0.0055	0
19.6	1	NAIC Designation Category 1.F	0	XXX	XXX	0	0.0011	0	0.0034	0	0.0068	0
19.7	1	NAIC Designation Category 1.G	0	XXX	XXX	0	0.0014	0	0.0042	0	0.0085	0
19.8		Subtotal NAIC 1 (19.1+19.2+19.3+19.4+19.5+19.6+19.7)	0	XXX	XXX	0	XXX	0	XXX	0	XXX	0
20.1	2	NAIC Designation Category 2.A	0	XXX	XXX	0	0.0021	0	0.0063	0	0.0105	0
20.2	2	NAIC Designation Category 2.B	0	XXX	XXX	0	0.0025	0	0.0076	0	0.0127	0
20.3	2	NAIC Designation Category 2.C	0	XXX	XXX	0	0.0036	0	0.0108	0	0.0180	0
20.4		Subtotal NAIC 2 (20.1+20.2+20.3)	0	XXX	XXX	0	XXX	0	XXX	0	XXX	0
21.1	3	NAIC Designation Category 3.A	0	XXX	XXX	0	0.0069	0	0.0183	0	0.0262	0
21.2	3	NAIC Designation Category 3.B	0	XXX	XXX	0	0.0099	0	0.0264	0	0.0377	0
21.3	3	NAIC Designation Category 3.C	0	XXX	XXX	0	0.0131	0	0.0350	0	0.0500	0
21.4		Subtotal NAIC 3 (21.1+21.2+21.3)	0	XXX	XXX	0	XXX	0	XXX	0	XXX	0
22.1	4	NAIC Designation Category 4.A	0	XXX	XXX	0	0.0184	0	0.0430	0	0.0615	0
22.2	4	NAIC Designation Category 4.B	0	XXX	XXX	0	0.0238	0	0.0555	0	0.0793	0
22.3	4	NAIC Designation Category 4.C	0	XXX	XXX	0	0.0310	0	0.0724	0	0.1034	0
22.4		Subtotal NAIC 4 (22.1+22.2+22.3)	0	XXX	XXX	0	XXX	0	XXX	0	XXX	0
23.1	5	NAIC Designation Category 5.A	0	XXX	XXX	0	0.0472	0	0.0846	0	0.1410	0
23.2	5	NAIC Designation Category 5.B	0	XXX	XXX	0	0.0663	0	0.1188	0	0.1980	0
23.3	5	NAIC Designation Category 5.C	0	XXX	XXX	0	0.0836	0	0.1498	0	0.2496	0
23.4		Subtotal NAIC 5 (23.1+23.2+23.3)	0	XXX	XXX	0	XXX	0	XXX	0	XXX	0
24.	6	NAIC 6	0	XXX	XXX	0	0.0000	0	0.2370	0	0.2370	0
25.		Total Short-Term Bonds (18+19.8+20.4+21.4+22.4+23.4+24)	0	XXX	XXX	0	XXX	0	XXX	0	XXX	0
DERIVATIVE INSTRUMENTS												
26.		Exchange Traded	0	XXX	XXX	0	0.0005	0	0.0016	0	0.0033	0
27.	1	Highest Quality	0	XXX	XXX	0	0.0005	0	0.0016	0	0.0033	0
28.	2	High Quality	0	XXX	XXX	0	0.0021	0	0.0064	0	0.0106	0
29.	3	Medium Quality	0	XXX	XXX	0	0.0099	0	0.0263	0	0.0376	0
30.	4	Low Quality	0	XXX	XXX	0	0.0245	0	0.0572	0	0.0817	0
31.	5	Lower Quality	0	XXX	XXX	0	0.0630	0	0.1128	0	0.1880	0
32.	6	In or Near Default	0	XXX	XXX	0	0.0000	0	0.2370	0	0.2370	0
33.		Total Derivative Instruments	0	XXX	XXX	0	XXX	0	XXX	0	XXX	0
34.		Total (Lines 9 + 17 + 25 + 33)	202,553,258	XXX	XXX	202,553,258	XXX	300,473	XXX	900,317	XXX	1,578,882

ASSET VALUATION RESERVE (Continued)
BASIC CONTRIBUTION, RESERVE OBJECTIVE AND MAXIMUM RESERVE CALCULATIONS
DEFAULT COMPONENT

Line Num- ber	NAIC Desig- nation	Description	1 Book/Adjusted Carrying Value	2 Reclassify Related Party Encumbrances	3 Add Third Party Encumbrances	4 Balance for AVR Reserve Calculations (Cols. 1 + 2 + 3)	Basic Contribution		Reserve Objective		Maximum Reserve	
							5 Factor	6 Amount (Cols.4 x 5)	7 Factor	8 Amount (Cols. 4 x 7)	9 Factor	10 Amount (Cols. 4 x 9)
		MORTGAGE LOANS										
		In Good Standing:										
35.		Farm Mortgages - CM1 - Highest Quality	0	0	XXX	0	0.0011	0	0.0057	0	0.0074	0
36.		Farm Mortgages - CM2 - High Quality	0	0	XXX	0	0.0040	0	0.0114	0	0.0149	0
37.		Farm Mortgages - CM3 - Medium Quality	0	0	XXX	0	0.0069	0	0.0200	0	0.0257	0
38.		Farm Mortgages - CM4 - Low Medium Quality	0	0	XXX	0	0.0120	0	0.0343	0	0.0428	0
39.		Farm Mortgages - CM5 - Low Quality	0	0	XXX	0	0.0183	0	0.0486	0	0.0628	0
40.		Residential Mortgages - Insured or Guaranteed	0	0	XXX	0	0.0003	0	0.0007	0	0.0011	0
41.		Residential Mortgages - All Other	0	0	XXX	0	0.0015	0	0.0034	0	0.0046	0
42.		Commercial Mortgages - Insured or Guaranteed	0	0	XXX	0	0.0003	0	0.0007	0	0.0011	0
43.		Commercial Mortgages - All Other - CM1 - Highest Quality	0	0	XXX	0	0.0011	0	0.0057	0	0.0074	0
44.		Commercial Mortgages - All Other - CM2 - High Quality	0	0	XXX	0	0.0040	0	0.0114	0	0.0149	0
45.		Commercial Mortgages - All Other - CM3 - Medium Quality	0	0	XXX	0	0.0069	0	0.0200	0	0.0257	0
46.		Commercial Mortgages - All Other - CM4 - Low Medium Quality	0	0	XXX	0	0.0120	0	0.0343	0	0.0428	0
47.		Commercial Mortgages - All Other - CM5 - Low Quality	0	0	XXX	0	0.0183	0	0.0486	0	0.0628	0
		Overdue, Not in Process:										
48.		Farm Mortgages	0	0	XXX	0	0.0480	0	0.0868	0	0.1371	0
49.		Residential Mortgages - Insured or Guaranteed	0	0	XXX	0	0.0006	0	0.0014	0	0.0023	0
50.		Residential Mortgages - All Other	0	0	XXX	0	0.0029	0	0.0066	0	0.0103	0
51.		Commercial Mortgages - Insured or Guaranteed	0	0	XXX	0	0.0006	0	0.0014	0	0.0023	0
52.		Commercial Mortgages - All Other	0	0	XXX	0	0.0480	0	0.0868	0	0.1371	0
		In Process of Foreclosure:										
53.		Farm Mortgages	0	0	XXX	0	0.0000	0	0.1942	0	0.1942	0
54.		Residential Mortgages - Insured or Guaranteed	0	0	XXX	0	0.0000	0	0.0046	0	0.0046	0
55.		Residential Mortgages - All Other	0	0	XXX	0	0.0000	0	0.0149	0	0.0149	0
56.		Commercial Mortgages - Insured or Guaranteed	0	0	XXX	0	0.0000	0	0.0046	0	0.0046	0
57.		Commercial Mortgages - All Other	0	0	XXX	0	0.0000	0	0.1942	0	0.1942	0
58.		Total Schedule B Mortgages (Sum of Lines 35 through 57)	0	0	XXX	0	XXX	0	XXX	0	XXX	0
59.		Schedule DA Mortgages	0	0	XXX	0	0.0034	0	0.0114	0	0.0149	0
60.		Total Mortgage Loans on Real Estate (Lines 58 + 59)	0	0	XXX	0	XXX	0	XXX	0	XXX	0

ASSET VALUATION RESERVE
BASIC CONTRIBUTION, RESERVE OBJECTIVE AND MAXIMUM RESERVE CALCULATIONS
EQUITY AND OTHER INVESTED ASSET COMPONENT

Line Num- ber	NAIC Desig- nation	Description	1	2	3	4	Basic Contribution		Reserve Objective		Maximum Reserve	
			Book/Adjusted Carrying Value	Reclassify Related Party Encumbrances	Add Third Party Encumbrances	Balance for AVR Reserve Calculations (Cols. 1 + 2 + 3)	5	6	7	8	9	10
							Factor	Amount (Cols.4 x 5)	Factor	Amount (Cols. 4 x 7)	Factor	Amount (Cols. 4 x 9)
COMMON STOCK												
1.		Unaffiliated - Public	11,382,414	XXX	XXX	11,382,414	0.0000	0	0.2000 (a)	2,276,483	0.2000 (a)	2,276,483
2.		Unaffiliated - Private	0	XXX	XXX	0	0.0000	0	0.1945	0	0.1945	0
3.		Federal Home Loan Bank	0	XXX	XXX	0	0.0000	0	0.0061	0	0.0097	0
4.		Affiliated - Life with AVR	0	XXX	XXX	0	0.0000	0	0.0000	0	0.0000	0
Affiliated - Investment Subsidiary:												
5.		Fixed Income - Exempt Obligations	0	0	0	0	XXX	0	XXX	0	XXX	0
6.		Fixed Income - Highest Quality	0	0	0	0	XXX	0	XXX	0	XXX	0
7.		Fixed Income - High Quality	0	0	0	0	XXX	0	XXX	0	XXX	0
8.		Fixed Income - Medium Quality	0	0	0	0	XXX	0	XXX	0	XXX	0
9.		Fixed Income - Low Quality	0	0	0	0	XXX	0	XXX	0	XXX	0
10.		Fixed Income - Lower Quality	0	0	0	0	XXX	0	XXX	0	XXX	0
11.		Fixed Income - In/Near Default	0	0	0	0	XXX	0	XXX	0	XXX	0
12.		Unaffiliated Common Stock - Public	0	0	0	0	0.0000	0	0.1580 (a)	0	0.1580 (a)	0
13.		Unaffiliated Common Stock - Private	0	0	0	0	0.0000	0	0.1945	0	0.1945	0
14.		Real Estate	0	0	0	0	0.0000 (b)	0	0.0000 (b)	0	0.0000 (b)	0
15.		Affiliated - Certain Other (See SVO Purposes and Procedures Manual)	0	XXX	XXX	0	0.0000	0	0.1580	0	0.1580	0
16.		Affiliated - All Other	0	XXX	XXX	0	0.0000	0	0.1945	0	0.1945	0
17.		Total Common Stock (Sum of Lines 1 through 16)	11,382,414	0	0	11,382,414	XXX	0	XXX	2,276,483	XXX	2,276,483
REAL ESTATE												
18.		Home Office Property (General Account only)	0	0	0	0	0.0000	0	0.0912	0	0.0912	0
19.		Investment Properties	0	0	0	0	0.0000	0	0.0912	0	0.0912	0
20.		Properties Acquired in Satisfaction of Debt	0	0	0	0	0.0000	0	0.1337	0	0.1337	0
21.		Total Real Estate (Sum of Lines 18 through 20)	0	0	0	0	XXX	0	XXX	0	XXX	0
OTHER INVESTED ASSETS												
INVESTMENTS WITH THE UNDERLYING CHARACTERISTICS OF BONDS												
22.		Exempt Obligations	0	XXX	XXX	0	0.0000	0	0.0000	0	0.0000	0
23.	1	Highest Quality	0	XXX	XXX	0	0.0005	0	0.0016	0	0.0033	0
24.	2	High Quality	0	XXX	XXX	0	0.0021	0	0.0064	0	0.0106	0
25.	3	Medium Quality	0	XXX	XXX	0	0.0099	0	0.0263	0	0.0376	0
26.	4	Low Quality	0	XXX	XXX	0	0.0245	0	0.0572	0	0.0817	0
27.	5	Lower Quality	0	XXX	XXX	0	0.0630	0	0.1128	0	0.1880	0
28.	6	In or Near Default	0	XXX	XXX	0	0.0000	0	0.2370	0	0.2370	0
29.		Total with Bond Characteristics (Sum of Lines 22 through 28)	0	XXX	XXX	0	XXX	0	XXX	0	XXX	0

ASSET VALUATION RESERVE (Continued)
BASIC CONTRIBUTION, RESERVE OBJECTIVE AND MAXIMUM RESERVE CALCULATIONS
EQUITY AND OTHER INVESTED ASSET COMPONENT

Line Num- ber	NAIC Desig- nation	Description	1	2	3	4	Basic Contribution		Reserve Objective		Maximum Reserve	
			Book/Adjusted Carrying Value	Reclassify Related Party Encumbrances	Add Third Party Encumbrances	Balance for AVR Reserve Calculations (Cols. 1 + 2 + 3)	5	6	7	8	9	10
							Factor	Amount (Cols.4 x 5)	Factor	Amount (Cols. 4 x 7)	Factor	Amount (Cols. 4 x 9)
		INVESTMENTS WITH THE UNDERLYING CHARACTERISTICS OF PREFERRED STOCKS										
30.	1	Highest Quality	654,974	XXX	XXX	654,974	0.0005	327	0.0016	1,048	0.0033	2,161
31.	2	High Quality	0	XXX	XXX	0	0.0021	0	0.0064	0	0.0106	0
32.	3	Medium Quality	0	XXX	XXX	0	0.0099	0	0.0263	0	0.0376	0
33.	4	Low Quality	0	XXX	XXX	0	0.0245	0	0.0572	0	0.0817	0
34.	5	Lower Quality.....	0	XXX	XXX	0	0.0630	0	0.1128	0	0.1880	0
35.	6	In or Near Default	0	XXX	XXX	0	0.0000	0	0.2370	0	0.2370	0
36.		Affiliated Life with AVR	0	XXX	XXX	0	0.0000	0	0.0000	0	0.0000	0
37.		Total with Preferred Stock Characteristics (Sum of Lines 30 through 36)	654,974	XXX	XXX	654,974	XXX	327	XXX	1,048	XXX	2,161
		INVESTMENTS WITH THE UNDERLYING CHARACTERISTICS OF MORTGAGE LOANS										
		In Good Standing Affiliated:										
38.		Mortgages - CM1 - Highest Quality	0	0	XXX	0	0.0011	0	0.0057	0	0.0074	0
39.		Mortgages - CM2 - High Quality	0	0	XXX	0	0.0040	0	0.0114	0	0.0149	0
40.		Mortgages - CM3 - Medium Quality	0	0	XXX	0	0.0069	0	0.0200	0	0.0257	0
41.		Mortgages - CM4 - Low Medium Quality	0	0	XXX	0	0.0120	0	0.0343	0	0.0428	0
42.		Mortgages - CM5 - Low Quality	0	0	XXX	0	0.0183	0	0.0486	0	0.0628	0
43.		Residential Mortgages - Insured or Guaranteed	0	0	XXX	0	0.0003	0	0.0007	0	0.0011	0
44.		Residential Mortgages - All Other	0	XXX	XXX	0	0.0015	0	0.0034	0	0.0046	0
45.		Commercial Mortgages - Insured or Guaranteed	0	0	XXX	0	0.0003	0	0.0007	0	0.0011	0
		Overdue, Not in Process Affiliated:										
46.		Farm Mortgages	0	0	XXX	0	0.0480	0	0.0868	0	0.1371	0
47.		Residential Mortgages - Insured or Guaranteed	0	0	XXX	0	0.0006	0	0.0014	0	0.0023	0
48.		Residential Mortgages - All Other	0	0	XXX	0	0.0029	0	0.0066	0	0.0103	0
49.		Commercial Mortgages - Insured or Guaranteed	0	0	XXX	0	0.0006	0	0.0014	0	0.0023	0
50.		Commercial Mortgages - All Other	0	0	XXX	0	0.0480	0	0.0868	0	0.1371	0
		In Process of Foreclosure Affiliated:										
51.		Farm Mortgages	0	0	XXX	0	0.0000	0	0.1942	0	0.1942	0
52.		Residential Mortgages - Insured or Guaranteed	0	0	XXX	0	0.0000	0	0.0046	0	0.0046	0
53.		Residential Mortgages - All Other	0	0	XXX	0	0.0000	0	0.0149	0	0.0149	0
54.		Commercial Mortgages - Insured or Guaranteed	0	0	XXX	0	0.0000	0	0.0046	0	0.0046	0
55.		Commercial Mortgages - All Other	0	0	XXX	0	0.0000	0	0.1942	0	0.1942	0
56.		Total Affiliated (Sum of Lines 38 through 55)	0	0	XXX	0	XXX	0	XXX	0	XXX	0
57.		Unaffiliated - In Good Standing With Covenants	0	0	XXX	0	0.0000 (c)	0	0.0000 (c)	0	0.0000 (c)	0
58.		Unaffiliated - In Good Standing Defeased With Government Securities	0	0	XXX	0	0.0011	0	0.0057	0	0.0074	0
59.		Unaffiliated - In Good Standing Primarily Senior	0	0	XXX	0	0.0040	0	0.0114	0	0.0149	0
60.		Unaffiliated - In Good Standing All Other	0	0	XXX	0	0.0069	0	0.0200	0	0.0257	0
61.		Unaffiliated - Overdue, Not in Process	0	0	XXX	0	0.0480	0	0.0868	0	0.1371	0
62.		Unaffiliated - In Process of Foreclosure	0	0	XXX	0	0.0000	0	0.1942	0	0.1942	0
63.		Total Unaffiliated (Sum of Lines 57 through 62)	0	0	XXX	0	XXX	0	XXX	0	XXX	0
64.		Total with Mortgage Loan Characteristics (Lines 56 + 63)	0	0	XXX	0	XXX	0	XXX	0	XXX	0

ASSET VALUATION RESERVE (Continued)
BASIC CONTRIBUTION, RESERVE OBJECTIVE AND MAXIMUM RESERVE CALCULATIONS
EQUITY AND OTHER INVESTED ASSET COMPONENT

Line Num- ber	NAIC Desig- nation	Description	1	2	3	4	Basic Contribution		Reserve Objective		Maximum Reserve	
			Book/Adjusted Carrying Value	Reclassify Related Party Encumbrances	Add Third Party Encumbrances	Balance for AVR Reserve Calculations (Cols. 1 + 2 + 3)	5	6	7	8	9	10
							Factor	Amount (Cols.4 x 5)	Factor	Amount (Cols. 4 x 7)	Factor	Amount (Cols. 4 x 9)
		INVESTMENTS WITH THE UNDERLYING CHARACTERISTICS OF COMMON STOCK										
65.		Unaffiliated Public	0	XXX	XXX	0	0.0000	0	0.1580 (a)	0	0.1580 (a)	0
66.		Unaffiliated Private	0	XXX	XXX	0	0.0000	0	0.1945	0	0.1945	0
67.		Affiliated Life with AVR	0	XXX	XXX	0	0.0000	0	0.0000	0	0.0000	0
68.		Affiliated Certain Other (See SVO Purposes & Procedures Manual)	0	XXX	XXX	0	0.0000	0	0.1580	0	0.1580	0
69.		Affiliated Other - All Other	0	XXX	XXX	0	0.0000	0	0.1945	0	0.1945	0
70.		Total with Common Stock Characteristics (Sum of Lines 65 through 69)	0	XXX	XXX	0	XXX	0	XXX	0	XXX	0
		INVESTMENTS WITH THE UNDERLYING CHARACTERISTICS OF REAL ESTATE										
71.		Home Office Property (General Account only)	0	0	0	0	0.0000	0	0.0912	0	0.0912	0
72.		Investment Properties	0	0	0	0	0.0000	0	0.0912	0	0.0912	0
73.		Properties Acquired in Satisfaction of Debt	0	0	0	0	0.0000	0	0.1337	0	0.1337	0
74.		Total with Real Estate Characteristics (Sum of Lines 71 through 73)	0	0	0	0	XXX	0	XXX	0	XXX	0
		LOW INCOME HOUSING TAX CREDIT INVESTMENTS										
75.		Guaranteed Federal Low Income Housing Tax Credit	0	0	0	0	0.0003	0	0.0006	0	0.0010	0
76.		Non-guaranteed Federal Low Income Housing Tax Credit	0	0	0	0	0.0063	0	0.0120	0	0.0190	0
77.		Guaranteed State Low Income Housing Tax Credit	0	0	0	0	0.0003	0	0.0006	0	0.0010	0
78.		Non-guaranteed State Low Income Housing Tax Credit	0	0	0	0	0.0063	0	0.0120	0	0.0190	0
79.		All Other Low Income Housing Tax Credit	0	0	0	0	0.0273	0	0.0600	0	0.0975	0
80.		Total LIHTC (Sum of Lines 75 through 79)	0	0	0	0	XXX	0	XXX	0	XXX	0
		RESIDUAL TRANCHES OR INTERESTS										
81.		Fixed Income Instruments - Unaffiliated	0	XXX	XXX	0	0.0000	0	0.1580	0	0.1580	0
82.		Fixed Income Instruments - Affiliated	0	XXX	XXX	0	0.0000	0	0.1580	0	0.1580	0
83.		Common Stock - Unaffiliated	0	XXX	XXX	0	0.0000	0	0.1580	0	0.1580	0
84.		Common Stock - Affiliated	0	XXX	XXX	0	0.0000	0	0.1580	0	0.1580	0
85.		Preferred Stock - Unaffiliated	0	XXX	XXX	0	0.0000	0	0.1580	0	0.1580	0
86.		Preferred Stock - Affiliated	0	XXX	XXX	0	0.0000	0	0.1580	0	0.1580	0
87.		Real Estate - Unaffiliated	0	0	0	0	0.0000	0	0.1580	0	0.1580	0
88.		Real Estate - Affiliated	0	0	0	0	0.0000	0	0.1580	0	0.1580	0
89.		Mortgage Loans - Unaffiliated	0	XXX	XXX	0	0.0000	0	0.1580	0	0.1580	0
90.		Mortgage Loans - Affiliated	0	XXX	XXX	0	0.0000	0	0.1580	0	0.1580	0
91.		Other - Unaffiliated	0	XXX	XXX	0	0.0000	0	0.1580	0	0.1580	0
92.		Other - Affiliated	0	XXX	XXX	0	0.0000	0	0.1580	0	0.1580	0
93.		Total Residual Tranches or Interests (Sum of Lines 81 through 92)	0	0	0	0	XXX	0	XXX	0	XXX	0
		ALL OTHER INVESTMENTS										
94.		NAIC 1 Working Capital Finance Investments	0	XXX	0	0	0.0000	0	0.0042	0	0.0042	0
95.		NAIC 2 Working Capital Finance Investments	0	XXX	0	0	0.0000	0	0.0137	0	0.0137	0
96.		Other Invested Assets - Schedule BA	0	XXX	0	0	0.0000	0	0.1580	0	0.1580	0
97.		Other Short-Term Invested Assets - Schedule DA	0	XXX	0	0	0.0000	0	0.1580	0	0.1580	0
98.		Total All Other (Sum of Lines 94, 95, 96 and 97)	0	XXX	0	0	XXX	0	XXX	0	XXX	0
99.		Total Other Invested Assets - Schedules BA & DA (Sum of Lines 29, 37, 64, 70, 74, 80, 93 and 98)	654,974	0	0	654,974	XXX	327	XXX	1,048	XXX	2,161

(a) Times the company's weighted average portfolio beta (Minimum .1215, Maximum .2431).

(b) Determined using the same factors and breakdowns used for directly owned real estate.

(c) This will be the factor associated with the risk category determined in the company generated worksheet.

Asset Valuation Reserve - Replications (Synthetic) Assets
N O N E

Schedule F - Claims
N O N E

ANNUAL STATEMENT FOR THE YEAR 2023 OF THE United Transportation Union Insurance Association

SCHEDULE H - ACCIDENT AND HEALTH EXHIBIT
PART 1 - ANALYSIS OF UNDERWRITING OPERATIONS

	Total		Comprehensive (Hospital and Medical) Individual		Comprehensive (Hospital and Medical) Group		Medicare Supplement		Vision Only		Dental Only		Federal Employees Health Benefits Plan	
	1 Amount	2 %	3 Amount	4 %	5 Amount	6 %	7 Amount	8 %	9 Amount	10 %	11 Amount	12 %	13 Amount	14 %
1. Premiums written	3,100,796	XXX	0	XXX	0	XXX	0	XXX	0	XXX	0	XXX	0	XXX
2. Premiums earned	3,062,515	XXX	0	XXX	0	XXX	0	XXX	0	XXX	0	XXX	0	XXX
3. Incurred claims	452,453	14.8	0	0.0	0	0.0	0	0.0	0	0.0	0	0.0	0	0.0
4. Cost containment expenses	0	0.0	0	0.0	0	0.0	0	0.0	0	0.0	0	0.0	0	0.0
5. Incurred claims and cost containment expenses (Lines 3 and 4)	452,453	14.8	0	0.0	0	0.0	0	0.0	0	0.0	0	0.0	0	0.0
6. Increase in contract reserves	73,268	2.4	0	0.0	0	0.0	0	0.0	0	0.0	0	0.0	0	0.0
7. Commissions (a)	377,571	12.3	0	0.0	0	0.0	0	0.0	0	0.0	0	0.0	0	0.0
8. Other general insurance expenses	1,836,879	60.0	0	0.0	0	0.0	0	0.0	0	0.0	0	0.0	0	0.0
9. Taxes, licenses and fees	59,604	1.9	0	0.0	0	0.0	0	0.0	0	0.0	0	0.0	0	0.0
10. Total other expenses incurred	2,274,054	74.3	0	0.0	0	0.0	0	0.0	0	0.0	0	0.0	0	0.0
11. Aggregate write-ins for deductions	0	0.0	0	0.0	0	0.0	0	0.0	0	0.0	0	0.0	0	0.0
12. Gain from underwriting before dividends or refunds .	262,740	8.6	0	0.0	0	0.0	0	0.0	0	0.0	0	0.0	0	0.0
13. Dividends or refunds	0	0.0	0	0.0	0	0.0	0	0.0	0	0.0	0	0.0	0	0.0
14. Gain from underwriting after dividends or refunds	262,740	8.6	0	0.0	0	0.0	0	0.0	0	0.0	0	0.0	0	0.0
DETAILS OF WRITE-INS														
1101.														
1102.														
1103.														
1198. Summary of remaining write-ins for Line 11 from overflow page	0	0.0	0	0.0	0	0.0	0	0.0	0	0.0	0	0.0	0	0.0
1199. Totals (Lines 1101 thru 1103 plus 1198)(Line 11 above)	0	0.0	0	0.0	0	0.0	0	0.0	0	0.0	0	0.0	0	0.0

	Medicare Title XVIII		Medicaid Title XIX		Credit A&H		Disability Income		Long-Term Care		Other Health	
	15 Amount	16 %	17 Amount	18 %	19 Amount	20 %	21 Amount	22 %	23 Amount	24 %	25 Amount	26 %
1. Premiums written	0	XXX	0	XXX	0	XXX	600,486	XXX	0	XXX	2,500,310	XXX
2. Premiums earned	0	XXX	0	XXX	0	XXX	593,073	XXX	0	XXX	2,469,442	XXX
3. Incurred claims	0	0.0	0	0.0	0	0.0	365,460	61.6	0	0.0	86,993	3.5
4. Cost containment expenses	0	0.0	0	0.0	0	0.0	0	0.0	0	0.0	0	0.0
5. Incurred claims and cost containment expenses (Lines 3 and 4)	0	0.0	0	0.0	0	0.0	365,460	61.6	0	0.0	86,993	3.5
6. Increase in contract reserves	0	0.0	0	0.0	0	0.0	(99,823)	(16.8)	0	0.0	173,091	7.0
7. Commissions (a)	0	0.0	0	0.0	0	0.0	73,119	12.3	0	0.0	304,452	12.3
8. Other general insurance expenses	0	0.0	0	0.0	0	0.0	355,722	60.0	0	0.0	1,481,157	60.0
9. Taxes, licenses and fees	0	0.0	0	0.0	0	0.0	11,543	1.9	0	0.0	48,061	1.9
10. Total other expenses incurred	0	0.0	0	0.0	0	0.0	440,384	74.3	0	0.0	1,833,670	74.3
11. Aggregate write-ins for deductions	0	0.0	0	0.0	0	0.0	0	0.0	0	0.0	0	0.0
12. Gain from underwriting before dividends or refunds .	0	0.0	0	0.0	0	0.0	(112,948)	(19.0)	0	0.0	375,688	15.2
13. Dividends or refunds	0	0.0	0	0.0	0	0.0	0	0.0	0	0.0	0	0.0
14. Gain from underwriting after dividends or refunds	0	0.0	0	0.0	0	0.0	(112,948)	(19.0)	0	0.0	375,688	15.2
DETAILS OF WRITE-INS												
1101.												
1102.												
1103.												
1198. Summary of remaining write-ins for Line 11 from overflow page	0	0.0	0	0.0	0	0.0	0	0.0	0	0.0	0	0.0
1199. Totals (Lines 1101 thru 1103 plus 1198)(Line 11 above)	0	0.0	0	0.0	0	0.0	0	0.0	0	0.0	0	0.0

(a) Includes \$ 0 reported as "Contract, membership and other fees retained by agents."

ANNUAL STATEMENT FOR THE YEAR 2023 OF THE United Transportation Union Insurance Association

SCHEDULE H - ACCIDENT AND HEALTH EXHIBIT (Continued)

PART 2. - RESERVES AND LIABILITIES

	1	2	3	4	5	6	7	8	9	10	11	12	13
	Total	Comprehensive (Hospital and Medical) Individual	Comprehensive (Hospital and Medical) Group	Medicare Supplement	Vision Only	Dental Only	Federal Employees Health Benefits Plan	Medicare Title XVIII	Medicaid Title XIX	Credit A&H	Disability Income	Long-Term Care	Other Health
A. Premium Reserves:													
1. Unearned premiums	0	0	0	0	0	0	0	0	0	0	0	0	0
2. Advance premiums	52,918	0	0	0	0	0	0	0	0	0	10,248	0	42,670
3. Reserve for rate credits	0	0	0	0	0	0	0	0	0	0	0	0	0
4. Total premium reserves, current year	52,918	0	0	0	0	0	0	0	0	0	10,248	0	42,670
5. Total premium reserves, prior year	14,637	0	0	0	0	0	0	0	0	0	3,073	0	11,564
6. Increase in total premium reserves	38,281	0	0	0	0	0	0	0	0	0	7,175	0	31,106
B. Contract Reserves:													
1. Additional reserves (a)	4,247,583	0	0	0	0	0	0	0	0	0	1,096,079	0	3,151,504
2. Reserve for future contingent benefits	0	0	0	0	0	0	0	0	0	0	0	0	0
3. Total contract reserves, current year	4,247,583	0	0	0	0	0	0	0	0	0	1,096,079	0	3,151,504
4. Total contract reserves, prior year	4,174,315	0	0	0	0	0	0	0	0	0	1,195,902	0	2,978,413
5. Increase in contract reserves	73,268	0	0	0	0	0	0	0	0	0	(99,823)	0	173,091
C. Claim Reserves and Liabilities:													
1. Total current year	443,317	0	0	0	0	0	0	0	0	0	358,080	0	85,237
2. Total prior year	693,857	0	0	0	0	0	0	0	0	0	295,060	0	398,797
3. Increase	(250,540)	0	0	0	0	0	0	0	0	0	63,020	0	(313,560)

PART 3. - TEST OF PRIOR YEAR'S CLAIM RESERVES AND LIABILITIES

	1	2	3	4	5	6	7	8	9	10	11	12	13
	Total	Comprehensive (Hospital and Medical) Individual	Comprehensive (Hospital and Medical) Group	Medicare Supplement	Vision Only	Dental Only	Federal Employees Health Benefits Plan	Medicare Title XVIII	Medicaid Title XIX	Credit A&H	Disability Income	Long-Term Care	Other Health
1. Claims paid during the year:													
1.1 On claims incurred prior to current year	362,266	0	0	0	0	0	0	0	0	0	159,919	0	202,347
1.2 On claims incurred during current year	340,727	0	0	0	0	0	0	0	0	0	142,521	0	198,206
2. Claim reserves and liabilities, December 31, current year:													
2.1 On claims incurred prior to current year	146,922	0	0	0	0	0	0	0	0	0	118,673	0	28,249
2.2 On claims incurred during current year	296,395	0	0	0	0	0	0	0	0	0	239,407	0	56,988
3. Test:													
3.1 Lines 1.1 and 2.1	509,188	0	0	0	0	0	0	0	0	0	278,592	0	230,596
3.2 Claim reserves and liabilities, December 31, prior year	693,857	0	0	0	0	0	0	0	0	0	295,060	0	398,797
3.3 Line 3.1 minus Line 3.2	(184,669)	0	0	0	0	0	0	0	0	0	(16,468)	0	(168,201)

PART 4. - REINSURANCE

	1	2	3	4	5	6	7	8	9	10	11	12	13
	Total	Comprehensive (Hospital and Medical) Individual	Comprehensive (Hospital and Medical) Group	Medicare Supplement	Vision Only	Dental Only	Federal Employees Health Benefits Plan	Medicare Title XVIII	Medicaid Title XIX	Credit A&H	Disability Income	Long-Term Care	Other Health
A. Reinsurance Assumed:													
1. Premiums written													
2. Premiums earned													
3. Incurred claims													
4. Commissions													
B. Reinsurance Ceded:													
1. Premiums written													
2. Premiums earned													
3. Incurred claims													
4. Commissions													

(a) Includes \$ 0 premium deficiency reserve.

ANNUAL STATEMENT FOR THE YEAR 2023 OF THE United Transportation Union Insurance Association

SCHEDULE H - PART 5 - HEALTH CLAIMS

	1	2	3	4	5	6	7	8	9	10	11	12	13
	Comprehensive (Hospital and Medical) Individual	Comprehensive (Hospital and Medical) Group	Medicare Supplement	Vision Only	Dental Only	Federal Employees Health Benefits Plan	Medicare Title XVIII	Medicaid Title XIX	Credit A&H	Disability Income	Long-Term Care	Other Health	Total
A. Direct:													
1. Incurred claims	0	0	0	0	0	0	0	0	0	365,460	0	86,993	452,453
2. Beginning claim reserves and liabilities	0	0	0	0	0	0	0	0	0	295,060	0	398,797	693,857
3. Ending claim reserves and liabilities	0	0	0	0	0	0	0	0	0	358,081	0	85,236	443,317
4. Claims paid	0	0	0	0	0	0	0	0	0	302,439	0	400,554	702,993
B. Assumed Reinsurance:													
1. Incurred claims	0	0	0	0	0	0	0	0	0	0	0	0	0
2. Beginning claim reserves and liabilities	0	0	0	0	0	0	0	0	0	0	0	0	0
3. Ending claim reserves and liabilities	0	0	0	0	0	0	0	0	0	0	0	0	0
4. Claims paid	0	0	0	0	0	0	0	0	0	0	0	0	0
C. Ceded Reinsurance:													
1. Incurred claims	0	0	0	0	0	0	0	0	0	0	0	0	0
2. Beginning claim reserves and liabilities	0	0	0	0	0	0	0	0	0	0	0	0	0
3. Ending claim reserves and liabilities	0	0	0	0	0	0	0	0	0	0	0	0	0
4. Claims paid	0	0	0	0	0	0	0	0	0	0	0	0	0
D. Net:													
1. Incurred claims	0	0	0	0	0	0	0	0	0	365,460	0	86,993	452,453
2. Beginning claim reserves and liabilities	0	0	0	0	0	0	0	0	0	295,060	0	398,797	693,857
3. Ending claim reserves and liabilities	0	0	0	0	0	0	0	0	0	358,081	0	85,236	443,317
4. Claims paid	0	0	0	0	0	0	0	0	0	302,439	0	400,554	702,993
E. Net Incurred Claims and Cost Containment Expenses:													
1. Incurred claims and cost containment expenses	0	0	0	0	0	0	0	0	0	365,460	0	86,993	452,453
2. Beginning reserves and liabilities	0	0	0	0	0	0	0	0	0	295,060	0	398,797	693,857
3. Ending reserves and liabilities	0	0	0	0	0	0	0	0	0	358,081	0	85,236	443,317
4. Paid claims and cost containment expenses	0	0	0	0	0	0	0	0	0	302,439	0	400,554	702,993

Schedule S - Part 1 - Section 1

N O N E

Schedule S - Part 1 - Section 2

N O N E

Schedule S - Part 2

N O N E

ANNUAL STATEMENT FOR THE YEAR 2023 OF THE United Transportation Union Insurance Association

SCHEDULE S - PART 3 - SECTION 1

Reinsurance Ceded Life Insurance, Annuities, Deposit Funds and Other Liabilities Without Life or Disability Contingencies, and Related Benefits Listed by Reinsuring Company as of December 31, Current Year

1 NAIC Company Code	2 ID Number	3 Effective Date	4 Name of Company	5 Domi- ciliary Juris- diction	6 Type of Reinsurance Ceded	7 Type of Business Ceded	8 Amount in Force at End of Year	Reserve Credit Taken		11 Premiums	Outstanding Surplus Relief		14 Modified Coinsurance Reserve	15 Funds Withheld Under Coinsurance
								9	10		12	13		
								Current Year	Prior Year		Current Year	Prior Year		
88099	75-1608507	05/15/1994	Optimum Re Ins Co	TX	YRT/I	IL	50,696,950	94,496	101,775	167,494	0	0	0	0
88099	75-1608507	05/15/1994	Optimum Re Ins Co	TX	CO/I	IL	2,015	77	70	7	0	0	0	0
93572	43-1235868	12/08/1998	Reinsurance Group of America, Inc.	MO	YRT/I	IL	17,996,900	75,905	68,100	168,935	0	0	0	0
93572	43-1235868	12/08/1998	Reinsurance Group of America, Inc.	MO	CO/I	IL	3,304,013	18,544	17,005	31,014	0	0	0	0
0199999. General Account - Authorized U.S. Affiliates - Captive							71,999,878	189,022	186,950	367,450	0	0	0	0
0399999. Total General Account - Authorized U.S. Affiliates							71,999,878	189,022	186,950	367,450	0	0	0	0
0699999. Total General Account - Authorized Non-U.S. Affiliates							0	0	0	0	0	0	0	0
0799999. Total General Account - Authorized Affiliates							71,999,878	189,022	186,950	367,450	0	0	0	0
1099999. Total General Account - Authorized Non-Affiliates							0	0	0	0	0	0	0	0
1199999. Total General Account Authorized							71,999,878	189,022	186,950	367,450	0	0	0	0
1499999. Total General Account - Unauthorized U.S. Affiliates							0	0	0	0	0	0	0	0
1799999. Total General Account - Unauthorized Non-U.S. Affiliates							0	0	0	0	0	0	0	0
1899999. Total General Account - Unauthorized Affiliates							0	0	0	0	0	0	0	0
2199999. Total General Account - Unauthorized Non-Affiliates							0	0	0	0	0	0	0	0
2299999. Total General Account Unauthorized							0	0	0	0	0	0	0	0
2599999. Total General Account - Certified U.S. Affiliates							0	0	0	0	0	0	0	0
2899999. Total General Account - Certified Non-U.S. Affiliates							0	0	0	0	0	0	0	0
2999999. Total General Account - Certified Affiliates							0	0	0	0	0	0	0	0
3299999. Total General Account - Certified Non-Affiliates							0	0	0	0	0	0	0	0
3399999. Total General Account Certified							0	0	0	0	0	0	0	0
3699999. Total General Account - Reciprocal Jurisdiction U.S. Affiliates							0	0	0	0	0	0	0	0
3999999. Total General Account - Reciprocal Jurisdiction Non-U.S. Affiliates							0	0	0	0	0	0	0	0
4099999. Total General Account - Reciprocal Jurisdiction Affiliates							0	0	0	0	0	0	0	0
4399999. Total General Account - Reciprocal Jurisdiction Non-Affiliates							0	0	0	0	0	0	0	0
4499999. Total General Account Reciprocal Jurisdiction							0	0	0	0	0	0	0	0
4599999. Total General Account Authorized, Unauthorized, Reciprocal Jurisdiction and Certified							71,999,878	189,022	186,950	367,450	0	0	0	0
4899999. Total Separate Accounts - Authorized U.S. Affiliates							0	0	0	0	0	0	0	0
5199999. Total Separate Accounts - Authorized Non-U.S. Affiliates							0	0	0	0	0	0	0	0
5299999. Total Separate Accounts - Authorized Affiliates							0	0	0	0	0	0	0	0
5599999. Total Separate Accounts - Authorized Non-Affiliates							0	0	0	0	0	0	0	0
5699999. Total Separate Accounts Authorized							0	0	0	0	0	0	0	0
5999999. Total Separate Accounts - Unauthorized U.S. Affiliates							0	0	0	0	0	0	0	0
6299999. Total Separate Accounts - Unauthorized Non-U.S. Affiliates							0	0	0	0	0	0	0	0
6399999. Total Separate Accounts - Unauthorized Affiliates							0	0	0	0	0	0	0	0
6699999. Total Separate Accounts - Unauthorized Non-Affiliates							0	0	0	0	0	0	0	0
6799999. Total Separate Accounts Unauthorized							0	0	0	0	0	0	0	0
7099999. Total Separate Accounts - Certified U.S. Affiliates							0	0	0	0	0	0	0	0
7399999. Total Separate Accounts - Certified Non-U.S. Affiliates							0	0	0	0	0	0	0	0
7499999. Total Separate Accounts - Certified Affiliates							0	0	0	0	0	0	0	0
7799999. Total Separate Accounts - Certified Non-Affiliates							0	0	0	0	0	0	0	0
7899999. Total Separate Accounts Certified							0	0	0	0	0	0	0	0
8199999. Total Separate Accounts - Reciprocal Jurisdiction U.S. Affiliates							0	0	0	0	0	0	0	0
8499999. Total Separate Accounts - Reciprocal Jurisdiction Non-U.S. Affiliates							0	0	0	0	0	0	0	0
8599999. Total Separate Accounts - Reciprocal Jurisdiction Affiliates							0	0	0	0	0	0	0	0
8899999. Total Separate Accounts - Reciprocal Jurisdiction Non-Affiliates							0	0	0	0	0	0	0	0
8999999. Total Separate Accounts Reciprocal Jurisdiction							0	0	0	0	0	0	0	0
9099999. Total Separate Accounts Authorized, Unauthorized, Reciprocal Jurisdiction and Certified							0	0	0	0	0	0	0	0
9199999. Total U.S. (Sum of 0399999, 0899999, 1499999, 1999999, 2599999, 3099999, 3699999, 4199999, 4899999, 5399999, 5999999, 6499999, 7099999, 7599999, 8199999 and 8699999)							71,999,878	189,022	186,950	367,450	0	0	0	0
9299999. Total Non-U.S. (Sum of 0699999, 0999999, 1799999, 2099999, 2899999, 3199999, 3999999, 4299999, 5199999, 5499999, 6299999, 6599999, 7399999, 7699999, 8499999 and 8799999)							0	0	0	0	0	0	0	0
9999999 - Totals							71,999,878	189,022	186,950	367,450	0	0	0	0

Schedule S - Part 3 - Section 2

N O N E

Schedule S - Part 4

N O N E

Schedule S - Part 4 - Bank Footnote

N O N E

Schedule S - Part 5

N O N E

Schedule S - Part 5 - Bank Footnote

N O N E

SCHEDULE S - PART 6
Five Year Exhibit of Reinsurance Ceded Business
(\$000 Omitted)

	1 2023	2 2022	3 2021	4 2020	5 2019
A. OPERATIONS ITEMS					
1. Premiums and annuity considerations for life and accident and health contracts	367	367	358	368	343
2. Commissions and reinsurance expense allowances	0	0	0	0	0
3. Contract claims	409	66	244	10	75
4. Surrender benefits and withdrawals for life contracts	0	0	0	0	0
5. Dividends to policyholders and refunds to members	0	0	0	0	0
6. Reserve adjustments on reinsurance ceded	0	0	0	0	0
7. Increase in aggregate reserve for life and accident and health contracts	0	0	0	0	0
B. BALANCE SHEET ITEMS					
8. Premiums and annuity considerations for life and accident and health contracts deferred and uncollected	0	0	0	0	0
9. Aggregate reserves for life and accident and health contracts	189	187	226	223	221
10. Liability for deposit-type contracts	0	0	0	0	0
11. Contract claims unpaid	0	0	0	0	0
12. Amounts recoverable on reinsurance	0	0	0	0	0
13. Experience rating refunds due or unpaid	0	0	0	0	0
14. Policyholders' dividends and refunds to members (not included in Line 10)	0	0	0	0	0
15. Commissions and reinsurance expense allowances due	0	0	0	0	0
16. Unauthorized reinsurance offset	0	0	0	0	0
17. Offset for reinsurance with Certified Reinsurers	0	0	0	0	0
C. UNAUTHORIZED REINSURANCE (DEPOSITS BY AND FUNDS WITHHELD FROM)					
18. Funds deposited by and withheld from (F)	0	0	0	0	0
19. Letters of credit (L)	0	0	0	0	0
20. Trust agreements (T)	0	0	0	0	0
21. Other (O)	0	0	0	0	0
D. REINSURANCE WITH CERTIFIED REINSURERS (DEPOSITS BY AND FUNDS WITHHELD FROM)					
22. Multiple Beneficiary Trust	0	0	0	0	0
23. Funds deposited by and withheld from (F)	0	0	0	0	0
24. Letters of credit (L)	0	0	0	0	0
25. Trust agreements (T)	0	0	0	0	0
26. Other (O)	0	0	0	0	0

SCHEDULE S - PART 7

Restatement of Balance Sheet to Identify Net Credit for Ceded Reinsurance

	1 As Reported (net of ceded)	2 Restatement Adjustments	3 Restated (gross of ceded)
ASSETS (Page 2, Col. 3)			
1. Cash and invested assets (Line 12)	219,482,932	0	219,482,932
2. Reinsurance (Line 16)	0	0	0
3. Premiums and considerations (Line 15)	71,827	0	71,827
4. Net credit for ceded reinsurance	XXX	189,022	189,022
5. All other admitted assets (balance)	2,119,191	0	2,119,191
6. Total assets excluding Separate Accounts (Line 26)	221,673,950	189,022	221,862,972
7. Separate Account assets (Line 27)	0	0	0
8. Total assets (Line 28)	221,673,950	189,022	221,862,972
LIABILITIES, CAPITAL AND SURPLUS (Page 3)			
9. Contract reserves (Lines 1 and 2)	142,841,929	189,022	143,030,951
10. Liability for deposit-type contracts (Line 3)	2,558,750	0	2,558,750
11. Claim reserves (Line 4)	1,156,181	0	1,156,181
12. Policyholder dividends/member refunds/reserves (Lines 5 through 7)	0	0	0
13. Premium & annuity considerations received in advance (Line 8)	273,896	0	273,896
14. Other contract liabilities (Line 9)	1,642,851	0	1,642,851
15. Reinsurance in unauthorized companies (Line 24.02 minus inset amount)	0	0	0
16. Funds held under reinsurance treaties with unauthorized reinsurers (Line 24.03 minus inset amount)	0	0	0
17. Reinsurance with Certified Reinsurers (Line 24.02 inset amount)	0	0	0
18. Funds held under reinsurance treaties with Certified Reinsurers (Line 24.03 inset amount)	0	0	0
19. All other liabilities (balance)	3,963,599	0	3,963,599
20. Total liabilities excluding Separate Accounts (Line 26)	152,437,206	189,022	152,626,228
21. Separate Account liabilities (Line 27)	0	0	0
22. Total liabilities (Line 28)	152,437,206	189,022	152,626,228
23. Capital & surplus (Line 38)	69,236,744	XXX	69,236,744
24. Total liabilities, capital & surplus (Line 39)	221,673,950	189,022	221,862,972
NET CREDIT FOR CEDED REINSURANCE			
25. Contract reserves	189,022		
26. Claim reserves	0		
27. Policyholder dividends/reserves	0		
28. Premium & annuity considerations received in advance	0		
29. Liability for deposit-type contracts	0		
30. Other contract liabilities	0		
31. Reinsurance ceded assets	0		
32. Other ceded reinsurance recoverables	0		
33. Total ceded reinsurance recoverables	189,022		
34. Premiums and considerations	0		
35. Reinsurance in unauthorized companies	0		
36. Funds held under reinsurance treaties with unauthorized reinsurers	0		
37. Reinsurance with Certified Reinsurers	0		
38. Funds held under reinsurance treaties with Certified Reinsurers	0		
39. Other ceded reinsurance payables/offsets	0		
40. Total ceded reinsurance payable/offsets	0		
41. Total net credit for ceded reinsurance	189,022		

SCHEDULE T - PART 2
INTERSTATE COMPACT - EXHIBIT OF PREMIUMS WRITTEN

Allocated by States and Territories

			Direct Business Only				
			1	2	3	4	5
States, Etc.			Life (Group and Individual)	Annuities (Group and Individual)	Disability Income (Group and Individual)	Long-Term Care (Group and Individual)	6
						Deposit-Type Contracts	Totals
1.	Alabama	AL	73,046	7,847	3,478	0	84,371
2.	Alaska	AK	0	0	0	0	0
3.	Arizona	AZ	64,089	6,850	19,017	0	89,956
4.	Arkansas	AR	111,021	3,480	14,137	0	128,638
5.	California	CA	597,290	35,917	72,150	0	705,357
6.	Colorado	CO	85,211	8,600	8,866	0	102,677
7.	Connecticut	CT	2,130	0	5,946	0	8,076
8.	Delaware	DE	19,371	2,650	306	0	22,327
9.	District of Columbia	DC	7,140	0	3,786	0	10,926
10.	Florida	FL	84,339	480	5,480	0	90,299
11.	Georgia	GA	184,885	4,200	30,194	0	219,279
12.	Hawaii	HI	0	0	0	0	0
13.	Idaho	ID	36,001	11,535	7,242	0	54,778
14.	Illinois	IL	398,595	43,992	63,113	0	505,701
15.	Indiana	IN	159,184	1,200	10,480	0	170,864
16.	Iowa	IA	66,317	0	8,137	0	74,454
17.	Kansas	KS	140,115	17,866	8,782	0	166,763
18.	Kentucky	KY	152,836	0	7,593	0	160,429
19.	Louisiana	LA	151,711	6,911	27,071	0	185,693
20.	Maine	ME	2,441	0	0	0	2,441
21.	Maryland	MD	42,294	28,600	286	0	71,180
22.	Massachusetts	MA	10,917	0	3,078	0	13,995
23.	Michigan	MI	59,622	0	259	0	59,881
24.	Minnesota	MN	76,258	9,960	3,804	0	90,022
25.	Mississippi	MS	45,644	0	3,812	0	49,456
26.	Missouri	MO	194,008	52,168	19,190	0	265,366
27.	Montana	MT	23,292	12,546	6,683	0	42,521
28.	Nebraska	NE	158,971	10,033	26,176	0	195,181
29.	Nevada	NV	11,770	0	409	0	12,179
30.	New Hampshire	NH	0	0	0	0	0
31.	New Jersey	NJ	116,408	116,637	69,780	0	302,825
32.	New Mexico	NM	18,217	0	1,638	0	19,855
33.	New York	NY	130,694	142,138	10,639	0	283,471
34.	North Carolina	NC	109,279	300	4,898	0	114,477
35.	North Dakota	ND	77,473	300	6,035	0	83,808
36.	Ohio	OH	219,202	154,090	13,756	0	387,048
37.	Oklahoma	OK	34,206	0	1,166	0	35,372
38.	Oregon	OR	15,829	0	2,393	0	18,222
39.	Pennsylvania	PA	150,005	303,621	35,151	0	488,777
40.	Rhode Island	RI	3,697	0	0	0	3,697
41.	South Carolina	SC	94,251	0	10,634	0	104,885
42.	South Dakota	SD	6,200	0	1,350	0	7,550
43.	Tennessee	TN	99,788	1,800	7,297	0	108,885
44.	Texas	TX	274,438	39,387	39,936	0	353,761
45.	Utah	UT	33,897	0	580	0	34,477
46.	Vermont	VT	475	0	0	0	475
47.	Virginia	VA	129,341	50	6,539	0	135,930
48.	Washington	WA	43,347	10,660	7,670	0	61,677
49.	West Virginia	WV	59,115	0	2,099	0	61,214
50.	Wisconsin	WI	66,365	2,900	4,296	0	73,561
51.	Wyoming	WY	103,325	4,705	15,154	0	123,184
52.	American Samoa	AS	0	0	0	0	0
53.	Guam	GU	0	0	0	0	0
54.	Puerto Rico	PR	0	0	0	0	0
55.	U.S. Virgin Islands	VI	0	0	0	0	0
56.	Northern Mariana Islands	MP	0	0	0	0	0
57.	Canada	CAN	0	0	0	0	0
58.	Aggregate Other Alien	OT	0	0	0	0	0
59.	Total		4,744,051	1,041,424	600,486	0	6,385,962

Schedule Y - Part 1A - Detail of Insurance Holding Company System

N O N E

Schedule Y - Part 1A - Explanations

N O N E

Schedule Y - Part 2

N O N E

Schedule Y - Part 3

N O N E

ANNUAL STATEMENT FOR THE YEAR 2023 OF THE United Transportation Union Insurance Association

SUPPLEMENTAL EXHIBITS AND SCHEDULES INTERROGATORIES

REQUIRED FILINGS

The following supplemental reports are required to be filed as part of your statement filing unless specifically waived by the domiciliary state. However, in the event that your domiciliary state waives the filing requirement, your response of WAIVED to the specific interrogatory will be accepted in lieu of filing a “NONE” report and a bar code will be printed below. If the supplement is required of your company but is not being filed for whatever reason enter SEE EXPLANATION and provide an explanation following the interrogatory questions.

	Responses
MARCH FILING	
1. Will the Supplemental Compensation Exhibit be filed with the state of domicile by March 1?	YES
2. Will the confidential Risk-based Capital Report be filed with the NAIC by March 1?	YES
3. Will the confidential Risk-based Capital Report be filed with the state of domicile, if required, by March 1?	YES
4. Will an actuarial opinion be filed by March 1?	YES
APRIL FILING	
5. Will Management’s Discussion and Analysis be filed by April 1?	YES
6. Will the Life, Health & Annuity Guaranty Association Assessable Premium Exhibit - Parts 1 and 2 be filed with the state of domicile and the NAIC by April 1? (Not applicable to fraternal benefit societies)	WAIVED
7. Will the Supplemental Investment Risks Interrogatories be filed by April 1?	YES
JUNE FILING	
8. Will an audited financial report be filed by June 1?	YES
9. Will Accountant’s Letter of Qualifications be filed with the state of domicile and electronically with the NAIC by June 1?	YES

SUPPLEMENTAL FILINGS

The following supplemental reports are required to be filed as part of your annual statement filing if your company is engaged in the type of business covered by the supplement. However, in the event that your company does not transact the type of business for which the special report must be filed, your response of NO to the specific interrogatory will be accepted in lieu of filing a “NONE” report and a bar code will be printed below. If the supplement is required of your company but is not being filed for whatever reason enter SEE EXPLANATION and provide an explanation following the interrogatory questions.

MARCH FILING	
10. Will Schedule SIS (Stockholder Information Supplement) be filed with the state of domicile by March 1? (Not applicable to fraternal benefit societies) ..	NO
11. Will the Medicare Supplement Insurance Experience Exhibit be filed with the state of domicile and the NAIC by March 1?	NO
12. Will the Trusteed Surplus Statement be filed with the state of domicile and the NAIC by March 1?	NO
13. Will the actuarial opinion on participating and non-participating policies as required in Interrogatories 1 and 2 to Exhibit 5 be filed with the state of domicile and electronically with the NAIC by March 1?	YES
14. Will the actuarial opinion on non-guaranteed elements as required in interrogatory #3 to Exhibit 5 be filed with the state of domicile and electronically with the NAIC by March 1?	YES
15. Will the actuarial opinion on X-Factors be filed with the state of domicile and electronically with the NAIC by March 1?	YES
16. Will the actuarial opinion on Separate Accounts Funding Guaranteed Minimum Benefit be filed with the state of domicile and electronically with the NAIC by March 1?	NO
17. Will the actuarial opinion on Synthetic Guaranteed Investment Contracts be filed with the state of domicile and electronically with the NAIC by March 1?	NO
18. Will the Reasonableness of Assumptions Certification required by Actuarial Guideline XXXV be filed with the state of domicile and electronically with the NAIC by March 1?	NO
19. Will the Reasonableness and Consistency of Assumptions Certification required by Actuarial Guideline XXXV be filed with the state of domicile and electronically with the NAIC by March 1?	NO
20. Will the Reasonableness of Assumptions Certification for Implied Guaranteed Rate Method required by Actuarial Guideline XXXVI be filed with the state of domicile and electronically with the NAIC by March 1?	NO
21. Will the Reasonableness and Consistency of Assumptions Certification required by Actuarial Guideline XXXVI (Updated Average Market Value) be filed with the state of domicile and electronically with the NAIC by March 1?	NO
22. Will the Reasonableness and Consistency of Assumptions Certification required by Actuarial Guideline XXXVI (Updated Market Value) be filed with the state of domicile and electronically with the NAIC by March 1?	NO
23. Will the C-3 RBC Certifications required under C-3 Phase I be filed with the state of domicile and electronically with the NAIC by March 1?	NO
24. Will the C-3 RBC Certifications required under C-3 Phase II be filed with the state of domicile and electronically with the NAIC by March 1?	NO
25. Will the Actuarial Certifications Related to Annuity Nonforfeiture Ongoing Compliance for Equity Indexed Annuities be filed with the state of domicile and electronically with the NAIC by March 1?	NO

ANNUAL STATEMENT FOR THE YEAR 2023 OF THE United Transportation Union Insurance Association

SUPPLEMENTAL EXHIBITS AND SCHEDULES INTERROGATORIES

26.

Will the actuarial opinion required by the Modified Guaranteed Annuity Model Regulation be filed with the state of domicile and electronically with the NAIC by March 1?

NO
27.

Will the Actuarial Certification regarding the use of 2001 Preferred Class Tables required by the Model Regulation Permitting the Recognition of Preferred Mortality Tables for Use in Determining Minimum Reserve Liabilities be filed with the state of domicile and electronically with the NAIC by March 1?

NO
28.

Will the Worker's Compensation Carve-Out Supplement be filed by March 1? (Not applicable to fraternal benefit societies)

NO
29.

Will Supplemental Schedule O be filed with the state of domicile and the NAIC by March 1?

NO
30.

Will the Medicare Part D Coverage Supplement be filed with the state of domicile and the NAIC by March 1?

NO
31.

Will an approval from the reporting entity's state of domicile for relief related to the five-year rotation requirement for lead audit partner be filed electronically with the NAIC by March 1?

NO
32.

Will an approval from the reporting entity's state of domicile for relief related to the one-year cooling off period for independent CPA be filed electronically with the NAIC by March 1?

NO
33.

Will an approval from the reporting entity's state of domicile for relief related to the Requirements for Audit Committees be filed electronically with the NAIC by March 1?

NO
34.

Will the VM-20 Reserves Supplement be filed with the state of domicile and the NAIC by March 1?

NO
35.

Will the Health Supplement be filed with the state of domicile and the NAIC by March 1?

NO
36.

Will the Market Conduct Annual Statement (MCAS) Premium Exhibit for Year be filed with appropriate jurisdictions and with the NAIC by March 1?

NO

APRIL FILING

37.

Will the confidential Regulatory Asset Adequacy Issues Summary (RAAIS) required by the Valuation Manual be filed with the state of domicile by April 1?

YES
38.

Will the Long-Term Care Experience Reporting Forms be filed with the state of domicile and the NAIC by April 1?

NO
39.

Will the Credit Insurance Experience Exhibit be filed with the state of domicile and the NAIC by April 1? (Not applicable to fraternal benefit societies) ..

NO
40.

Will the Accident and Health Policy Experience Exhibit be filed by April 1?

YES
41.

Will the Supplemental Health Care Exhibit (Parts 1 and 2) be filed with the state of domicile and the NAIC by April 1?

NO
42.

Will the confidential Actuarial Memorandum required by Actuarial Guideline XXXVIII 8D be filed with the state of domicile by April 30?

NO
43.

Will the Supplemental Term and Universal Life Insurance Reinsurance Exhibit be filed with the state of domicile and the NAIC by April 1?

NO
44.

Will the Variable Annuities Supplement be filed with the state of domicile and the NAIC by April 1?

NO
45.

Will the confidential Executive Summary of the PBR Actuarial Report be filed with the state of domicile by April 1?

NO
46.

Will the confidential Life Summary of the PBR Actuarial Report be filed with the state of domicile by April 1?

NO
47.

Will the confidential Variable Annuities Summary of the PBR Actuarial Report be filed with the state of domicile by April 1?

NO

AUGUST FILING

48.

Will Management's Report of Internal Control Over Financial Reporting be filed with the state of domicile by August 1?

YES
10.
11.
12.
16.
17.
18.
19.
20.
21.
22.
23.
24.
25.
26.
27.
28.
29.
30.
31.
32.
33.
34.
35.
36.
38.
39.
41.
42.
43.
44.
45.
46.
47.

- Bar Codes:

6.

Life, Health & Annuity Assessable Premium Exhibit - Parts 1 and 2 [Document Identifier 290]
10.

SIS Stockholder Information Supplement [Document Identifier 420]
11.

Medicare Supplement Insurance Experience Exhibit [Document Identifier 360]
12.


Trusted Surplus Statement [Document Identifier 490]
16.

Actuarial Opinion on Separate Accounts Funding Guaranteed Minimum Benefit [Document Identifier 443]
17.

Actuarial Opinion on Synthetic Guaranteed Investment Contracts [Document Identifier 444]
18.
















Reasonableness of Assumptions Certification required by Actuarial Guideline XXXV [Document Identifier 445]
19.

Reasonableness and Consistency of Assumptions Certification required by Actuarial Guideline XXXV [Document Identifier 446]



ANNUAL STATEMENT FOR THE YEAR 2023 OF THE United Transportation Union Insurance Association

SUPPLEMENTAL EXHIBITS AND SCHEDULES INTERROGATORIES

20.	Reasonableness of Assumptions Certification for Implied Guaranteed Rate Method required by Actuarial Guideline XXXVI [Document Identifier 447]	 <div>564132023447000000</div>
21.	Reasonableness and Consistency of Assumptions Certification required by Actuarial Guideline XXXVI [Document Identifier 448]	 <div>564132023448000000</div>
22.	Reasonableness and Consistency of Assumptions Certification required by Actuarial Guideline XXXVI (Updated Market Value) [Document Identifier 449]	 <div>564132023449000000</div>
23.	C-3 RBC Certifications Required Under C-3 Phase I [Document Identifier 450]	 <div>564132023450000000</div>
24.	C-3 RBC Certifications Required Under C-3 Phase II [Document Identifier 451]	 <div>564132023451000000</div>
25.	Actuarial Certifications Related to Annuity Nonforfeiture Ongoing Compliance for Equity Indexed Annuities [Document Identifier 452]	 <div>564132023452000000</div>
26.	Modified Guaranteed Annuity Model Regulation [Document Identifier 453]	 <div>564132023453000000</div>
27.	Actuarial Certification regarding the use of 2001 Preferred Class Tables required by the Model Regulation Permitting the Recognition of Preferred Mortality Tables for Use in Determining Minimum Reserve Liabilities [Document Identifier 454]	 <div>564132023454000000</div>
28.	Workers' Compensation Carve-Out Supplement [Document Identifier 495]	 <div>564132023495000000</div>
29.	Supplemental Schedule O [Document Identifier 465]	 <div>564132023465000000</div>
30.	Medicare Part D Coverage Supplement [Document Identifier 365]	 <div>564132023365000000</div>
31.	Relief from the five-year rotation requirement for lead audit partner [Document Identifier 224]	 <div>564132023224000000</div>
32.	Relief from the one-year cooling off period for independent CPA [Document Identifier 225]	 <div>564132023225000000</div>
33.	Relief from the Requirements for Audit Committees [Document Identifier 226]	 <div>564132023226000000</div>
34.	VM-20 Reserves Supplement [Document Identifier 456]	 <div>564132023456000000</div>
35.	Health Care Receivables Supplement [Document Identifier 475]	 <div>564132023475000000</div>
36.	Market Conduct Annual Statement (MCAS) Premium Exhibit [Document Identifier 600]	 <div>564132023600000000</div>
38.	Long-Term Care Experience Reporting Forms [Document Identifier 306]	 <div>564132023306000000</div>
39.	Credit Insurance Experience Exhibit [Document Identifier 230]	 <div>564132023230000000</div>
41.	Supplemental Health Care Exhibit (Parts 1 and 2) [Document Identifier 216]	 <div>564132023216000000</div>
42.	Actuarial Memorandum Required by Actuarial Guideline XXXVIII 8D [Document Identifier 435]	 <div>564132023435000000</div>
43.	Supplemental Term and Universal Life Insurance Reinsurance Exhibit [Document Identifier 345]	 <div>564132023345000000</div>
44.	Variable Annuities Supplement [Document Identifier 286]	 <div>564132023286000000</div>
45.	Executive Summary of the PBR Actuarial Report [Document Identifier 457]	 <div>564132023457000000</div>
46.	Life Summary of the PBR Actuarial Report [Document Identifier 458]	 <div>564132023458000000</div>
47.	Variable Annuities Summary of the PBR Actuarial Report [Document Identifier 459]	 <div>564132023459000000</div>

ANNUAL STATEMENT FOR THE YEAR 2023 OF THE United Transportation Union Insurance Association

OVERFLOW PAGE FOR WRITE-INS

Additional Write-ins for Summary of Operations Line 8.3

	1 Current Year	2 Prior Year
08.304. Reinsurance Billing Credit	57,255	109,073
08.305. Commission Income	31,860	0
08.397. Summary of remaining write-ins for Line 8.3 from overflow page	89,115	109,073

Additional Write-ins for Exhibit 2 Line 9.3

	Insurance				5	6	7
	1	Accident and Health		4			
		2	3				
	Life	Cost Containment	All Other	All Other Lines of Business	Investment	Fraternal	Total
09.304. Professional Services	187,651	0	130,401	0	0	0	318,052
09.397. Summary of remaining write-ins for Line 9.3 from overflow page	187,651	0	130,401	0	0	0	318,052

ANNUAL STATEMENT FOR THE YEAR 2023 OF THE United Transportation Union Insurance Association

OVERFLOW PAGE FOR WRITE-INS

Additional Write-ins for Analysis of Operations - Summary Line 8.3

	1	2	3	4	5	6	7	8	9
	Total	Individual Life	Group Life	Individual Annuities	Group Annuities	Accident and Health	Fraternal	Other Lines of Business	YRT Mortality Risk Only
08.304. Commission Income	31,860	0	0	0	0	31,860	0	0	0
08.397. Summary of remaining write-ins for Line 8.3 from overflow page	31,860	0	0	0	0	31,860	0	0	0