



PROPERTY AND CASUALTY COMPANIES - ASSOCIATION EDITION

ANNUAL STATEMENT
FOR THE YEAR ENDED DECEMBER 31, 2023
OF THE CONDITION AND AFFAIRS OF THE
SCOTTSDALE INSURANCE COMPANY

NAIC Group Code 0140 0140 NAIC Company Code 41297 Employer's ID Number 31-1024978
(Current) (Prior)
Organized under the Laws of OHIO, State of Domicile or Port of Entry OH
Country of Domicile United States of America
Incorporated/Organized 01/04/1982 Commenced Business 07/01/1982
Statutory Home Office ONE WEST NATIONWIDE BLVD. COLUMBUS, OH, US 43215-2220
(Street and Number) (City or Town, State, Country and Zip Code)
Main Administrative Office 18700 N. HAYDEN ROAD
(Street and Number)
SCOTTSDALE, AZ, US 85255 480-365-4000
(City or Town, State, Country and Zip Code) (Area Code) (Telephone Number)
Mail Address ONE WEST NATIONWIDE BLVD., 1-14-301 COLUMBUS, OH, US 43215-2220
(Street and Number or P.O. Box) (City or Town, State, Country and Zip Code)
Primary Location of Books and Records ONE WEST NATIONWIDE BLVD., 1-14-301
(Street and Number)
COLUMBUS, OH, US 43215-2220 614-249-1545
(City or Town, State, Country and Zip Code) (Area Code) (Telephone Number)
Internet Website Address WWW.NATIONWIDE.COM
Statutory Statement Contact ANDREA D. IACOBONI 614-249-1545
(Name) (Area Code) (Telephone Number)
FINRPT@NATIONWIDE.COM 866-315-1430
(E-mail Address) (FAX Number)

OFFICERS

PRESIDENT RUSSELL MARK JOHNSTON VP & TREASURER MELISSA NICOLE TOMITA #
SVP & SECRETARY DENISE LYNN SKINGLE

OTHER

PAMELA ANN BIESECKER, SVP-HEAD OF TAXATION VINITA JANE CLEMENTS, EVP-CHIEF HRO

DIRECTORS OR TRUSTEES

MARK ALLEN BERVEN OSCAR GUERRERO RUSSELL MARK JOHNSTON
DAVID NEIL NELSON ELIZABETH MARGARET RICZKO

State of OHIO SS
County of FRANKLIN

The officers of this reporting entity being duly sworn, each depose and say that they are the described officers of said reporting entity, and that on the reporting period stated above, all of the herein described assets were the absolute property of the said reporting entity, free and clear from any liens or claims thereon, except as herein stated, and that this statement, together with related exhibits, schedules and explanations therein contained, annexed or referred to, is a full and true statement of all the assets and liabilities and of the condition and affairs of the said reporting entity as of the reporting period stated above, and of its income and deductions therefrom for the period ended, and have been completed in accordance with the NAIC Annual Statement Instructions and Accounting Practices and Procedures manual except to the extent that: (1) state law may differ; or, (2) that state rules or regulations require differences in reporting not related to accounting practices and procedures, according to the best of their information, knowledge and belief, respectively. Furthermore, the scope of this attestation by the described officers also includes the related corresponding electronic filing with the NAIC, when required, that is an exact copy (except for formatting differences due to electronic filing) of the enclosed statement. The electronic filing may be requested by various regulators in lieu of or in addition to the enclosed statement.

RUSSELL MARK JOHNSTON DENISE LYNN SKINGLE MELISSA NICOLE TOMITA
PRESIDENT SVP & SECRETARY VP & TREASURER

Subscribed and sworn to before me this 5 day of FEBRUARY 2024
[Signature]

- a. Is this an original filing? Yes [X] No []
b. If no,
1. State the amendment number.....
2. Date filed
3. Number of pages attached.....



ANDREW SWARTZEL
NOTARY PUBLIC • STATE OF OHIO
Comm. No. 2021-RE-839107
My Commission Expires Oct. 24, 2026



ANNUAL STATEMENT FOR THE YEAR 2023 OF THE SCOTTSDALE INSURANCE COMPANY

EXHIBIT OF PREMIUMS AND LOSSES (Statutory Page 14)

NAIC Group Code 0140

BUSINESS IN THE STATE OF Alabama

DURING THE YEAR 2023

NAIC Company Code 41297

Line of Business		Gross Premiums, Including Policy and Membership Fees, Less Return Premiums and Premiums on Policies not Taken		3 Dividends Paid or Credited to Policyholders on Direct Business	4 Direct Unearned Premium Reserves	5 Direct Losses Paid (deducting salvage)	6 Direct Losses Incurred	7 Direct Losses Unpaid	8 Direct Defense and Cost Containment Expense Paid	9 Direct Defense and Cost Containment Expense Incurred	10 Direct Defense and Cost Containment Expense Unpaid	11 Commissions and Brokerage Expenses	12 Taxes, Licenses and Fees
		1 Direct Premiums Written	2 Direct Premiums Earned										
1.	Fire	1,607,932	1,627,337		796,287	548,940	715,028	459,137	5,769	(20,554)	35,542	475,539	(26,197)
2.1	Allied Lines	4,158,241	4,550,195		1,912,357	520,360	162,538	2,919,367	142,983	156,600	263,573	1,039,831	114
2.2	Multiple Peril Crop												
2.3	Federal Flood												
2.4	Private Crop												
2.5	Private Flood												
3.	Farmowners Multiple Peril	20,432	21,809		2,021		1,260	3,447		(183)	273	4,597	8
4.	Homeowners Multiple Peril	1,830,322	2,094,768		974,458	608,501	377,189	582,577	141,222	(210,561)	85,291	432,515	81
5.1	Commercial Multiple Peril (Non-Liability Portion)	4,846,185	4,837,779		2,265,314	2,966,273	3,109,660	1,420,349	133,113	134,373	233,044	1,253,282	124
5.2	Commercial Multiple Peril (Liability Portion)	1,992,065	1,964,881		846,310	868,087	420,599	2,478,053	192,099	(48,528)	684,901	461,511	67
6.	Mortgage Guaranty												
8.	Ocean Marine	50,067	52,222		7,885	19,430	(10,846)	16,470		(1,238)	1,308	15,016	
9.	Inland Marine	433,965	460,055		169,904	183,671	172,960	73,497		2,702	8,654	100,384	22
10.	Financial Guaranty												
11.1	Medical Professional Liability - Occurrence												
11.2	Medical Professional Liability - Claims-Made												
12.	Earthquake	280	401		76		58	266		(12)	(41)	74	
13.1	Comprehensive (hospital and medical) ind (b)												
13.2	Comprehensive (hospital and medical) group (b)												
14.	Credit A&H (Group and Individual)												
15.1	Vision Only (b).....												
15.2	Dental Only (b)												
15.3	Disability Income (b)												
15.4	Medicare Supplement (b)												
15.5	Medicaid Title XIX (b)												
15.6	Medicare Title XVIII (b).....												
15.7	Long-Term Care (b)												
15.8	Federal Employees Health Benefits Plan (b)												
15.9	Other Health (b)												
16.	Workers' Compensation												
17.1	Other Liability - Occurrence	8,934,167	9,211,530		3,847,329	1,038,869	3,762,374	14,018,620	627,360	760,233	2,578,215	2,013,812	558
17.2	Other Liability - Claims-Made	3,431,589	3,836,741		1,302,348	890,980	2,037,786	4,846,117	663,581	1,998,387	2,897,204	903,702	99
17.3	Excess Workers' Compensation												
18.1	Products Liability - Occurrence	68,203	68,947		22,079	1,026,038	755,547	1,137,128	205,206	164,417	715,188	14,230	6
18.2	Products Liability - Claims-Made	348,077	337,087		105,373							107,904	
19.1	Private Passenger Auto No-Fault (Personal Injury Protection)												
19.2	Other Private Passenger Auto Liability												
19.3	Commercial Auto No-Fault (Personal Injury Protection)									12	(7)		
19.4	Other Commercial Auto Liability	1,305,869	1,276,004		320,874	492,338	449,688	3,117,815	85,078	44,885	464,132	216,636	24
21.1	Private Passenger Auto Physical Damage												
21.2	Commercial Auto Physical Damage	(185)	1,713			(3,943)	752	1,104		(11,171)	6,720	(37)	
22.	Aircraft (all perils)												
23.	Fidelity												
24.	Surety	(197)	3,921		613		(30)	224		70	697	(59)	
26.	Burglary and Theft												
27.	Boiler and Machinery	29,206	32,478		12,483	12,645	5,082	12,788		313	1,627	6,063	1
28.	Credit	80,554	28,954		80,732	(64,750)						1	1
29.	International												
30.	Warranty	1,603,957	2,646,721		3,125,789	1,089,765	1,010,469	85,865		1		501,292	57
31.	Reins nonproportional assumed property	XXX	XXX	XXX	XXX	XXX	XXX	XXX	XXX	XXX	XXX	XXX	XXX
32.	Reins nonproportional assumed liability	XXX	XXX	XXX	XXX	XXX	XXX	XXX	XXX	XXX	XXX	XXX	XXX
33.	Reins nonproportional assumed financial lines	XXX	XXX	XXX	XXX	XXX	XXX	XXX	XXX	XXX	XXX	XXX	XXX
34.	Aggregate Write-Ins for Other Lines of Business												
35.	Total (a)	30,715,368	33,053,545		15,792,231	10,261,955	12,905,363	31,172,825	2,196,411	2,969,744	7,976,321	7,546,293	(25,035)
DETAILS OF WRITE-INS													
3401.												
3402.												
3403.												
3498.	Summary of remaining write-ins for Line 34 from overflow page												
3499.	Totals (Lines 3401 thru 3403 plus 3498)(Line 34 above)												

(a) Finance and service charges not included in Lines 1 to 35 \$

(b) For health business on indicated lines report: Number of persons insured under PPO managed care products and number of persons insured under indemnity only products



ANNUAL STATEMENT FOR THE YEAR 2023 OF THE SCOTTSDALE INSURANCE COMPANY

EXHIBIT OF PREMIUMS AND LOSSES (Statutory Page 14)

NAIC Group Code 0140

BUSINESS IN THE STATE OF Alaska

DURING THE YEAR 2023

NAIC Company Code 41297

Line of Business		Gross Premiums, Including Policy and Membership Fees, Less Return Premiums and Premiums on Policies not Taken		3 Dividends Paid or Credited to Policyholders on Direct Business	4 Direct Unearned Premium Reserves	5 Direct Losses Paid (deducting salvage)	6 Direct Losses Incurred	7 Direct Losses Unpaid	8 Direct Defense and Cost Containment Expense Paid	9 Direct Defense and Cost Containment Expense Incurred	10 Direct Defense and Cost Containment Expense Unpaid	11 Commissions and Brokerage Expenses	12 Taxes, Licenses and Fees
		1 Direct Premiums Written	2 Direct Premiums Earned										
1.	Fire	99,497	117,858		48,795	27,740	28,624	8,536		(508)	935	65,017	(5,250)
2.1	Allied Lines	559,024	595,667		234,447		14,542	73,380		1,231	5,735	140,442	
2.2	Multiple Peril Crop												
2.3	Federal Flood												
2.4	Private Crop												
2.5	Private Flood												
3.	Farmowners Multiple Peril												
4.	Homeowners Multiple Peril	60,680	81,450		28,267		(2,860)	6,001	12,925	11,272		13,652	
5.1	Commercial Multiple Peril (Non-Liability Portion)	1,095,073	1,290,359		419,626	10,314	57,420	152,467	3,062	4,005	16,164	226,039	
5.2	Commercial Multiple Peril (Liability Portion)	668,405	871,287		192,820	46,232	143,120	702,347	18,932	91,290	264,976	136,343	
6.	Mortgage Guaranty												
8.	Ocean Marine	210	207		166	36	422	427		(5)	3	22,413	
9.	Inland Marine	87,408	107,056		30,460	40,000	38,586	(1,422)		1,568	1,805	19,070	
10.	Financial Guaranty												
11.1	Medical Professional Liability - Occurrence												
11.2	Medical Professional Liability - Claims-Made												
12.	Earthquake	31	31		17		6	6				8	
13.1	Comprehensive (hospital and medical) ind (b)												
13.2	Comprehensive (hospital and medical) group (b)												
14.	Credit A&H (Group and Individual)												
15.1	Vision Only (b).....												
15.2	Dental Only (b)												
15.3	Disability Income (b)												
15.4	Medicare Supplement (b)												
15.5	Medicaid Title XIX (b)												
15.6	Medicare Title XVIII (b).....												
15.7	Long-Term Care (b)												
15.8	Federal Employees Health Benefits Plan (b)												
15.9	Other Health (b)												
16.	Workers' Compensation												
17.1	Other Liability - Occurrence	1,120,492	1,193,250		475,390	10,025,389	5,973,693	2,311,487	26,713	(15,193)	359,283	245,460	
17.2	Other Liability - Claims-Made	1,299,243	1,270,197		624,140	43,000	546,295	1,051,051	17,982	22,407	274,760	332,004	
17.3	Excess Workers' Compensation												
18.1	Products Liability - Occurrence	46,047	44,701		7,433		(88,219)	259,699		(125,660)	179,224	8,738	
18.2	Products Liability - Claims-Made												
19.1	Private Passenger Auto No-Fault (Personal Injury Protection)												
19.2	Other Private Passenger Auto Liability												
19.3	Commercial Auto No-Fault (Personal Injury Protection)												
19.4	Other Commercial Auto Liability	71,607	74,578		18,287	12,308	(87,769)	261,947		(6,987)	9,764	16,558	
21.1	Private Passenger Auto Physical Damage												
21.2	Commercial Auto Physical Damage	99,014	81,283		37,790	25,717	17,687	4,110		(5,682)	345	24,754	
22.	Aircraft (all perils)												
23.	Fidelity	54,902	53,758		29,739							9,882	
24.	Surety												
26.	Burglary and Theft	100	146		29		(7)	1				28	
27.	Boiler and Machinery	11,627	14,918		3,515		(781)	281		(7)	27	2,393	
28.	Credit												
29.	International												
30.	Warranty												
31.	Reins nonproportional assumed property	XXX	XXX	XXX	XXX	XXX	XXX	XXX	XXX	XXX	XXX	XXX	XXX
32.	Reins nonproportional assumed liability	XXX	XXX	XXX	XXX	XXX	XXX	XXX	XXX	XXX	XXX	XXX	XXX
33.	Reins nonproportional assumed financial lines	XXX	XXX	XXX	XXX	XXX	XXX	XXX	XXX	XXX	XXX	XXX	XXX
34.	Aggregate Write-Ins for Other Lines of Business												
35.	Total (a)	5,273,359	5,796,747		2,150,921	10,230,736	6,640,760	4,830,315	79,613	(22,268)	1,113,624	1,262,800	(5,250)
DETAILS OF WRITE-INS													
3401.												
3402.												
3403.												
3498.	Summary of remaining write-ins for Line 34 from overflow page												
3499.	Totals (Lines 3401 thru 3403 plus 3498)(Line 34 above)												

(a) Finance and service charges not included in Lines 1 to 35 \$

(b) For health business on indicated lines report: Number of persons insured under PPO managed care products and number of persons insured under indemnity only products



ANNUAL STATEMENT FOR THE YEAR 2023 OF THE SCOTTSDALE INSURANCE COMPANY

EXHIBIT OF PREMIUMS AND LOSSES (Statutory Page 14)

NAIC Group Code 0140

BUSINESS IN THE STATE OF Arizona

DURING THE YEAR 2023

NAIC Company Code 41297

Line of Business		Gross Premiums, Including Policy and Membership Fees, Less Return Premiums and Premiums on Policies not Taken		3 Dividends Paid or Credited to Policyholders on Direct Business	4 Direct Unearned Premium Reserves	5 Direct Losses Paid (deducting salvage)	6 Direct Losses Incurred	7 Direct Losses Unpaid	8 Direct Defense and Cost Containment Expense Paid	9 Direct Defense and Cost Containment Expense Incurred	10 Direct Defense and Cost Containment Expense Unpaid	11 Commissions and Brokerage Expenses	12 Taxes, Licenses and Fees
		1 Direct Premiums Written	2 Direct Premiums Earned										
1.	Fire	4,043	6,053		887	(18)	(11,349)	1,002		(4,213)	474	57,867	(19,693)
2.1	Allied Lines	1,196,019	1,154,364		444,489	34,464	70,178	259,886	624	9,053	25,535	278,029	23,708
2.2	Multiple Peril Crop												
2.3	Federal Flood												
2.4	Private Crop												
2.5	Private Flood												
3.	Farmowners Multiple Peril	3	1	2			(2)					1	
4.	Homeowners Multiple Peril	(2,098)	(1,486)				(229)	73		(10)	6	(472)	(43)
5.1	Commercial Multiple Peril (Non-Liability Portion)	6,776	36,497		2,266	(27,324)	(36,565)	(1,732)		(5,796)	335	51,796	
5.2	Commercial Multiple Peril (Liability Portion)	4,582	6,027			161,000	(5,299)	4,074	7,604	4,800	395	152,742	123
6.	Mortgage Guaranty						(6,660)	19,132		(2,745)	6,392	197,252	90
8.	Ocean Marine					129,072	136,374	77,298		(16)	7		
9.	Inland Marine	641,919	649,824		23,964	546,021	1,219,828	1,051,494		10,356	10,344	158,739	12,827
10.	Financial Guaranty												
11.1	Medical Professional Liability - Occurrence												
11.2	Medical Professional Liability - Claims-Made												
12.	Earthquake	1			1		(9)	135		9	1		
13.1	Comprehensive (hospital and medical) ind (b)												
13.2	Comprehensive (hospital and medical) group (b)												
14.	Credit A&H (Group and Individual)												
15.1	Vision Only (b).....												
15.2	Dental Only (b)												
15.3	Disability Income (b)												
15.4	Medicare Supplement (b)												
15.5	Medicaid Title XIX (b)												
15.6	Medicare Title XVIII (b).....												
15.7	Long-Term Care (b)												
15.8	Federal Employees Health Benefits Plan (b)												
15.9	Other Health (b)												
16.	Workers' Compensation												
17.1	Other Liability - Occurrence	182,127	393,380		49,535	(405,081)	3,220,270	15,533		(93,699)	80,761	108,216	3,440
17.2	Other Liability - Claims-Made	7,481,691	7,439,654		2,966,584	2,779,202	977,105	3,515,624	497,521	774,709	3,677,729	2,296,444	147,904
17.3	Excess Workers' Compensation												
18.1	Products Liability - Occurrence	581	612		315	143,792	(50,192)	3,240	7,263	225	2,325	(13,506)	11
18.2	Products Liability - Claims-Made												
19.1	Private Passenger Auto No-Fault (Personal Injury Protection)												
19.2	Other Private Passenger Auto Liability												
19.3	Commercial Auto No-Fault (Personal Injury Protection)												
19.4	Other Commercial Auto Liability	1,089,303	1,887,588		227,142	2,031,311	108,379	2,614,083	42,796	12,089	321,615	218,265	21,126
21.1	Private Passenger Auto Physical Damage												
21.2	Commercial Auto Physical Damage	394,767	692,171		72,935	474,903	290,881	9,389	17,326	5,180	68,521	76,674	7,691
22.	Aircraft (all perils)												
23.	Fidelity												
24.	Surety		283				9	14		15	20		
26.	Burglary and Theft	517	517		481		2	129		(31)	35	135	10
27.	Boiler and Machinery	37,586	32,006		13,573		3,261	4,777		272	318	6,608	751
28.	Credit	11,371	940		10,504		(2)						225
29.	International												
30.	Warranty						(24)	3		3			
31.	Reins nonproportional assumed property	XXX	XXX	XXX	XXX	XXX	XXX	XXX	XXX	XXX	XXX	XXX	XXX
32.	Reins nonproportional assumed liability	XXX	XXX	XXX	XXX	XXX	XXX	XXX	XXX	XXX	XXX	XXX	XXX
33.	Reins nonproportional assumed financial lines	XXX	XXX	XXX	XXX	XXX	XXX	XXX	XXX	XXX	XXX	XXX	XXX
34.	Aggregate Write-Ins for Other Lines of Business												
35.	Total (a)	11,049,188	12,298,432		3,812,675	6,272,423	2,290,604	10,778,892	588,668	710,201	4,194,812	3,588,789	198,170
DETAILS OF WRITE-INS													
3401.												
3402.												
3403.												
3498.	Summary of remaining write-ins for Line 34 from overflow page												
3499.	Totals (Lines 3401 thru 3403 plus 3498)(Line 34 above)												

(a) Finance and service charges not included in Lines 1 to 35 \$ 478

(b) For health business on indicated lines report: Number of persons insured under PPO managed care products and number of persons insured under indemnity only products



ANNUAL STATEMENT FOR THE YEAR 2023 OF THE SCOTTSDALE INSURANCE COMPANY

EXHIBIT OF PREMIUMS AND LOSSES (Statutory Page 14)

NAIC Group Code 0140		BUSINESS IN THE STATE OF Arkansas				DURING THE YEAR 2023				NAIC Company Code 41297			
Line of Business		Gross Premiums, Including Policy and Membership Fees, Less Return Premiums and Premiums on Policies not Taken		3 Dividends Paid or Credited to Policyholders on Direct Business	4 Direct Unearned Premium Reserves	5 Direct Losses Paid (deducting salvage)	6 Direct Losses Incurred	7 Direct Losses Unpaid	8 Direct Defense and Cost Containment Expense Paid	9 Direct Defense and Cost Containment Expense Incurred	10 Direct Defense and Cost Containment Expense Unpaid	11 Commissions and Brokerage Expenses	12 Taxes, Licenses and Fees
		1 Direct Premiums Written	2 Direct Premiums Earned										
1.	Fire	103,682	107,926		58,404	188,663	182,003	20,714	(204)	(2,127)	2,701	22,752	(14,000)
2.1	Allied Lines	2,178,087	1,933,670		1,179,500	843,735	1,332,109	935,780	1,293	6,103	31,289	663,054	
2.2	Multiple Peril Crop												
2.3	Federal Flood												
2.4	Private Crop												
2.5	Private Flood	20	9		11		1	1				5	
3.	Farmowners Multiple Peril	49,040	27,295		27,345		468	1,638		56	176	11,034	
4.	Homeowners Multiple Peril	124,652	133,505		74,245		(19,881)	12,009		(6,118)	1,264	28,048	
5.1	Commercial Multiple Peril (Non-Liability Portion)	2,266,735	2,515,462		1,056,632	1,652,012	1,565,698	737,654	34,770	32,365	87,111	530,737	
5.2	Commercial Multiple Peril (Liability Portion)	1,414,329	1,491,188		525,028	248,053	143,686	1,530,590	35,265	(40,667)	528,302	317,247	
6.	Mortgage Guaranty												
8.	Ocean Marine	1,087	5,239		534	10,778	10,738	1,866		(128)	104	327	
9.	Inland Marine	743,858	687,266		306,553	390,919	468,273	112,893	2,052	19,446	23,629	158,046	
10.	Financial Guaranty												
11.1	Medical Professional Liability - Occurrence												
11.2	Medical Professional Liability - Claims-Made												
12.	Earthquake	369	308		61		43	50		2	4	84	
13.1	Comprehensive (hospital and medical) ind (b)												
13.2	Comprehensive (hospital and medical) group (b)												
14.	Credit A&H (Group and Individual)												
15.1	Vision Only (b).....												
15.2	Dental Only (b)												
15.3	Disability Income (b)												
15.4	Medicare Supplement (b)												
15.5	Medicaid Title XIX (b)												
15.6	Medicare Title XVIII (b).....												
15.7	Long-Term Care (b)												
15.8	Federal Employees Health Benefits Plan (b)												
15.9	Other Health (b)												
16.	Workers' Compensation												
17.1	Other Liability - Occurrence	4,434,724	3,878,264		2,059,196	1,972,207	1,030,956	4,932,866	263,299	157,108	1,006,999	952,818	
17.2	Other Liability - Claims-Made	1,561,281	1,133,399		1,023,953		292,622	1,321,494	20,481	71,335	340,551	326,314	
17.3	Excess Workers' Compensation												
18.1	Products Liability - Occurrence	49,185	43,505		22,102	2,242,728	(661,645)	564,310	130	(29,804)	328,102	9,651	
18.2	Products Liability - Claims-Made	263,652	310,120		183,741					9,844	9,844	81,732	
19.1	Private Passenger Auto No-Fault (Personal Injury Protection)												
19.2	Other Private Passenger Auto Liability												
19.3	Commercial Auto No-Fault (Personal Injury Protection)												
19.4	Other Commercial Auto Liability	399,545	591,322		190,561	320,697	49,134	804,096	3,176	(36,944)	121,097	71,435	
21.1	Private Passenger Auto Physical Damage												
21.2	Commercial Auto Physical Damage	(18,827)	(312)			8,170	7,718	(78)		(3,401)	1,798	(3,765)	
22.	Aircraft (all perils)												
23.	Fidelity												
24.	Surety	25	2,190		155		(36)	116		66	224	8	
26.	Burglary and Theft						(9)	(3)			1		
27.	Boiler and Machinery	7,048	10,058		2,846	14,904	12,355	1,006		(41)	72	1,537	
28.	Credit	67,403	36,116		88,214	(55,370)						1	
29.	International												
30.	Warranty	6,457	11,667		11,811	32,800	32,170	326		4		2,018	
31.	Reins nonproportional assumed property	XXX	XXX	XXX	XXX	XXX	XXX	XXX	XXX	XXX	XXX	XXX	XXX
32.	Reins nonproportional assumed liability	XXX	XXX	XXX	XXX	XXX	XXX	XXX	XXX	XXX	XXX	XXX	XXX
33.	Reins nonproportional assumed financial lines	XXX	XXX	XXX	XXX	XXX	XXX	XXX	XXX	XXX	XXX	XXX	XXX
34.	Aggregate Write-Ins for Other Lines of Business												
35.	Total (a)	13,652,353	12,918,197		6,810,893	7,925,667	4,391,031	10,977,328	360,261	177,098	2,483,268	3,173,082	(13,999)
DETAILS OF WRITE-INS													
3401.												
3402.												
3403.												
3498.	Summary of remaining write-ins for Line 34 from overflow page												
3499.	Totals (Lines 3401 thru 3403 plus 3498)(Line 34 above)												

(a) Finance and service charges not included in Lines 1 to 35 \$ (30)
(b) For health business on indicated lines report: Number of persons insured under PPO managed care products and number of persons insured under indemnity only products



ANNUAL STATEMENT FOR THE YEAR 2023 OF THE SCOTTSDALE INSURANCE COMPANY

EXHIBIT OF PREMIUMS AND LOSSES (Statutory Page 14)

NAIC Group Code 0140		BUSINESS IN THE STATE OF California		DURING THE YEAR 2023								NAIC Company Code 41297	
Line of Business		Gross Premiums, Including Policy and Membership Fees, Less Return Premiums and Premiums on Policies not Taken		3	4	5	6	7	8	9	10	11	12
		1	2										
		Direct Premiums Written	Direct Premiums Earned	Dividends Paid or Credited to Policyholders on Direct Business	Direct Unearned Premium Reserves	Direct Losses Paid (deducting salvage)	Direct Losses Incurred	Direct Losses Unpaid	Direct Defense and Cost Containment Expense Paid	Direct Defense and Cost Containment Expense Incurred	Direct Defense and Cost Containment Expense Unpaid	Commissions and Brokerage Expenses	Taxes, Licenses and Fees
1.	Fire	9,096,483	9,421,018		4,525,043	1,724,016	1,927,910	1,045,008	27,664	46,758	164,343	2,695,225	(97,120)
2.1	Allied Lines	37,881,009	34,103,667		18,579,977	5,032,298	6,363,879	10,792,978	822,199	899,326	657,254	9,051,932	201
2.2	Multiple Peril Crop												
2.3	Federal Flood												
2.4	Private Crop												
2.5	Private Flood	1,311	591		945	1,023,442	(80)	170	22,041	(609)	30	347	
3.	Farmowners Multiple Peril						(1)			(1)			
4.	Homeowners Multiple Peril	45,634,444	41,395,658		24,963,157	8,154,726	12,399,261	8,620,457	247,745	(334,607)	453,958	10,797,751	647
5.1	Commercial Multiple Peril (Non-Liability Portion)	43,127,792	43,232,659		20,269,388	21,764,646	18,462,428	16,864,249	820,804	933,294	930,784	10,318,880	590
5.2	Commercial Multiple Peril (Liability Portion)	22,383,455	23,328,394		9,098,254	10,604,348	11,957,640	32,175,647	3,396,912	3,408,875	8,772,487	5,041,950	345
6.	Mortgage Guaranty												
8.	Ocean Marine	5,615,587	5,865,273		2,476,628	2,232,223	1,608,190	3,774,994		(72,128)	105,084	1,698,751	
9.	Inland Marine	10,540,541	14,009,583		6,005,620	4,619,070	7,822,898	10,693,267	291,534	331,466	417,653	2,611,263	82
10.	Financial Guaranty												
11.1	Medical Professional Liability - Occurrence												
11.2	Medical Professional Liability - Claims-Made						(6,378)	4,733		(564)	4,212		
12.	Earthquake	96,517	111,242		39,167		309,510	333,132		(11,528)	1,180	23,032	
13.1	Comprehensive (hospital and medical) ind (b)												
13.2	Comprehensive (hospital and medical) group (b)												
14.	Credit A&H (Group and Individual)												
15.1	Vision Only (b).....												
15.2	Dental Only (b)												
15.3	Disability Income (b)												
15.4	Medicare Supplement (b)												
15.5	Medicaid Title XIX (b)												
15.6	Medicare Title XVIII (b).....												
15.7	Long-Term Care (b)												
15.8	Federal Employees Health Benefits Plan (b)												
15.9	Other Health (b)												
16.	Workers' Compensation												
17.1	Other Liability - Occurrence	166,271,557	147,503,145		88,631,918	41,971,110	93,638,711	236,716,328	10,868,299	21,921,932	42,388,930	36,585,000	1,992
17.2	Other Liability - Claims-Made	261,905,649	279,684,384		117,553,733	61,155,137	72,185,032	210,199,813	28,756,851	29,765,843	115,342,450	74,953,600	242
17.3	Excess Workers' Compensation												
18.1	Products Liability - Occurrence	657,727	2,571,342		1,742,027	6,725,447	7,397,362	28,732,107	4,695,369	(824,568)	17,037,586	118,594	(21)
18.2	Products Liability - Claims-Made	1,857,071	1,712,117		680,086	3,217	3,217	9,994,750	30,199	42,181	22,777	558,233	12
19.1	Private Passenger Auto No-Fault (Personal Injury Protection)												
19.2	Other Private Passenger Auto Liability												
19.3	Commercial Auto No-Fault (Personal Injury Protection)												
19.4	Other Commercial Auto Liability	17,267,478	22,595,134		7,682,848	24,327,133	17,871,962	47,383,970	4,536,100	2,982,533	5,499,908	3,098,287	210
21.1	Private Passenger Auto Physical Damage												
21.2	Commercial Auto Physical Damage	1,707,413	2,622,289		378,041	793,077	790,393	55,759	211,366	146,265	191,452	325,937	32
22.	Aircraft (all perils)												
23.	Fidelity												
24.	Surety	17,622	29,854		9,507	13,975	7,071	2,974		(5,206)	4,707	5,286	
26.	Burglary and Theft	20,178	18,915		8,202		1,036	10,326		(3,467)	3,156	5,953	
27.	Boiler and Machinery	393,606	414,947		178,300	165,792	156,576	14,675		(134)	1,003	82,327	4
28.	Credit	22,251	66,186		146,811	4,384	(40,166)			35		2	
29.	International												
30.	Warranty	198,684	59,151		282,876	12,678	11,154	1,822				62,094	
31.	Reins nonproportional assumed property	XXX	XXX	XXX	XXX	XXX	XXX	XXX	XXX	XXX	XXX	XXX	XXX
32.	Reins nonproportional assumed liability	XXX	XXX	XXX	XXX	XXX	XXX	XXX	XXX	XXX	XXX	XXX	XXX
33.	Reins nonproportional assumed financial lines	XXX	XXX	XXX	XXX	XXX	XXX	XXX	XXX	XXX	XXX	XXX	XXX
34.	Aggregate Write-Ins for Other Lines of Business												
35.	Total (a)	624,696,377	628,745,529		303,252,527	190,326,719	252,867,604	617,417,159	54,727,085	59,225,697	191,998,954	158,034,444	(92,785)
DETAILS OF WRITE-INS													
3401.												
3402.												
3403.												
3498.	Summary of remaining write-ins for Line 34 from overflow page												
3499.	Totals (Lines 3401 thru 3403 plus 3498)(Line 34 above)												

(a) Finance and service charges not included in Lines 1 to 35 \$ 1,240
(b) For health business on indicated lines report: Number of persons insured under PPO managed care products and number of persons insured under indemnity only products



ANNUAL STATEMENT FOR THE YEAR 2023 OF THE SCOTTSDALE INSURANCE COMPANY

EXHIBIT OF PREMIUMS AND LOSSES (Statutory Page 14)

NAIC Group Code 0140

BUSINESS IN THE STATE OF Colorado

DURING THE YEAR 2023

NAIC Company Code 41297

Line of Business		Gross Premiums, Including Policy and Membership Fees, Less Return Premiums and Premiums on Policies not Taken		3 Dividends Paid or Credited to Policyholders on Direct Business	4 Direct Unearned Premium Reserves	5 Direct Losses Paid (deducting salvage)	6 Direct Losses Incurred	7 Direct Losses Unpaid	8 Direct Defense and Cost Containment Expense Paid	9 Direct Defense and Cost Containment Expense Incurred	10 Direct Defense and Cost Containment Expense Unpaid	11 Commissions and Brokerage Expenses	12 Taxes, Licenses and Fees
		1 Direct Premiums Written	2 Direct Premiums Earned										
1.	Fire	1,118,782	1,093,335		472,986	549,766	1,038,103	545,924	12,393	32,872	35,450	249,367	(39,977)
2.1	Allied Lines	6,550,760	5,474,438		3,450,167	3,107,376	2,132,594	1,716,168	123,124	177,578	142,521	1,780,049	474
2.2	Multiple Peril Crop												
2.3	Federal Flood												
2.4	Private Crop												
2.5	Private Flood												
3.	Farmowners Multiple Peril	139,458	131,790		72,703		32,541	43,527		2,837	4,314	31,378	
4.	Homeowners Multiple Peril	2,415,187	2,299,528		1,400,377	1,766,124	1,414,725	1,212,243	19,378	(9,889)	106,414	556,128	38
5.1	Commercial Multiple Peril (Non-Liability Portion)	13,023,134	13,678,093		6,189,982	5,690,959	6,695,779	4,150,070	691,228	640,461	383,829	3,134,513	2,003
5.2	Commercial Multiple Peril (Liability Portion)	4,783,167	5,462,123		1,774,516	1,325,764	746,724	5,390,169	474,115	347,217	1,613,994	1,125,011	983
6.	Mortgage Guaranty												
8.	Ocean Marine	99,156	109,136		46,774	136,145	41,670	37,806		(1,923)	2,236	29,865	
9.	Inland Marine	1,601,283	3,304,072		1,219,425	844,206	1,867,204	1,907,598	6,801	46,518	69,797	374,462	63
10.	Financial Guaranty												
11.1	Medical Professional Liability - Occurrence												
11.2	Medical Professional Liability - Claims-Made												
12.	Earthquake	643	547		116		14	95		(4)	9	170	
13.1	Comprehensive (hospital and medical) ind (b)												
13.2	Comprehensive (hospital and medical) group (b)												
14.	Credit A&H (Group and Individual)												
15.1	Vision Only (b).....												
15.2	Dental Only (b)												
15.3	Disability Income (b)												
15.4	Medicare Supplement (b)												
15.5	Medicaid Title XIX (b)												
15.6	Medicare Title XVIII (b).....												
15.7	Long-Term Care (b)												
15.8	Federal Employees Health Benefits Plan (b)												
15.9	Other Health (b)												
16.	Workers' Compensation												
17.1	Other Liability - Occurrence	19,874,017	17,358,516		10,314,124	5,874,433	3,933,006	22,592,152	697,819	1,453,046	5,106,779	4,290,264	1,701
17.2	Other Liability - Claims-Made	7,913,753	6,995,245		5,274,429	5,000	2,428,184	6,884,352	304,926	696,968	1,806,903	1,948,821	3
17.3	Excess Workers' Compensation												
18.1	Products Liability - Occurrence	262,680	466,295		242,961	773,717	770,341	4,510,379	536,490	238,681	2,987,938	52,062	34
18.2	Products Liability - Claims-Made	335,731	258,433		157,261	2,188	2,188					103,771	2
19.1	Private Passenger Auto No-Fault (Personal Injury Protection)												
19.2	Other Private Passenger Auto Liability												
19.3	Commercial Auto No-Fault (Personal Injury Protection)												
19.4	Other Commercial Auto Liability	1,201,124	985,218		542,136	1,134,149	1,019,892	1,866,446	38,901	35,050	94,379	271,644	11
21.1	Private Passenger Auto Physical Damage												
21.2	Commercial Auto Physical Damage					(571)	1,002	(211)		(4,469)	2,653		
22.	Aircraft (all perils)												
23.	Fidelity												
24.	Surety	(353)	12,751		1,850		(315)	742		152	1,159	(178)	
26.	Burglary and Theft						(2)	1			1		
27.	Boiler and Machinery	173,056	203,028		78,581		(3,829)	2,805		65	299	35,654	45
28.	Credit		7,313		22,353		(6,108)						
29.	International												
30.	Warranty	70,804	77,319		42,958	5,586	4,013	2,069		5		22,126	
31.	Reins nonproportional assumed property	XXX	XXX	XXX	XXX	XXX	XXX	XXX	XXX	XXX	XXX	XXX	XXX
32.	Reins nonproportional assumed liability	XXX	XXX	XXX	XXX	XXX	XXX	XXX	XXX	XXX	XXX	XXX	XXX
33.	Reins nonproportional assumed financial lines	XXX	XXX	XXX	XXX	XXX	XXX	XXX	XXX	XXX	XXX	XXX	XXX
34.	Aggregate Write-Ins for Other Lines of Business												
35.	Total (a)	59,572,940	57,917,182		31,303,699	21,214,842	22,117,725	50,862,335	2,906,690	3,655,164	12,358,674	14,005,109	(34,619)
DETAILS OF WRITE-INS													
3401.												
3402.												
3403.												
3498.	Summary of remaining write-ins for Line 34 from overflow page												
3499.	Totals (Lines 3401 thru 3403 plus 3498)(Line 34 above)												

(a) Finance and service charges not included in Lines 1 to 35 \$ 30

(b) For health business on indicated lines report: Number of persons insured under PPO managed care products and number of persons insured under indemnity only products



ANNUAL STATEMENT FOR THE YEAR 2023 OF THE SCOTTSDALE INSURANCE COMPANY

EXHIBIT OF PREMIUMS AND LOSSES (Statutory Page 14)

NAIC Group Code 0140

BUSINESS IN THE STATE OF Connecticut

DURING THE YEAR 2023

NAIC Company Code 41297

Line of Business		Gross Premiums, Including Policy and Membership Fees, Less Return Premiums and Premiums on Policies not Taken		3 Dividends Paid or Credited to Policyholders on Direct Business	4 Direct Unearned Premium Reserves	5 Direct Losses Paid (deducting salvage)	6 Direct Losses Incurred	7 Direct Losses Unpaid	8 Direct Defense and Cost Containment Expense Paid	9 Direct Defense and Cost Containment Expense Incurred	10 Direct Defense and Cost Containment Expense Unpaid	11 Commissions and Brokerage Expenses	12 Taxes, Licenses and Fees
		1 Direct Premiums Written	2 Direct Premiums Earned										
1.	Fire	271,621	322,960		131,901	44,451	71,540	44,680	12,107	13,512	9,837	100,739	(1,497)
2.1	Allied Lines	1,018,035	991,823		442,563	514,518	614,035	373,503	12,924	12,171	20,054	1,045,114	23
2.2	Multiple Peril Crop												
2.3	Federal Flood												
2.4	Private Crop												
2.5	Private Flood												
3.	Farmowners Multiple Peril	5,283	7,020		1,098		304	484		36	56	1,189	
4.	Homeowners Multiple Peril	731,077	746,247		391,006	205,995	(192,693)	94,758	4,433	(27,544)	10,207	164,888	
5.1	Commercial Multiple Peril (Non-Liability Portion)	1,807,489	1,621,204		1,058,383	351,326	658,718	649,745	5,919	8,229	31,373	410,637	25
5.2	Commercial Multiple Peril (Liability Portion)	965,351	1,025,767		398,354	274,293	333,595	1,463,955	138,232	63,880	330,714	209,541	11
6.	Mortgage Guaranty												
8.	Ocean Marine	78,275	105,644		34,699	65,725	11,273	93,250		(1,044)	2,282	23,611	
9.	Inland Marine	348,019	582,353		277,927	8,772	78,670	155,917		6,798	13,134	85,114	2
10.	Financial Guaranty												
11.1	Medical Professional Liability - Occurrence												
11.2	Medical Professional Liability - Claims-Made						(5,412)	4,569		(1,918)	2,688		
12.	Earthquake	1,948	3,245		924		666	886		42	72	329	
13.1	Comprehensive (hospital and medical) ind (b)												
13.2	Comprehensive (hospital and medical) group (b)												
14.	Credit A&H (Group and Individual)												
15.1	Vision Only (b).....												
15.2	Dental Only (b)												
15.3	Disability Income (b)												
15.4	Medicare Supplement (b)												
15.5	Medicaid Title XIX (b)												
15.6	Medicare Title XVIII (b).....												
15.7	Long-Term Care (b)												
15.8	Federal Employees Health Benefits Plan (b)												
15.9	Other Health (b)												
16.	Workers' Compensation												
17.1	Other Liability - Occurrence	4,305,492	4,485,091		2,270,335	1,886,696	2,330,308	13,525,189	287,603	302,075	1,200,948	941,653	61
17.2	Other Liability - Claims-Made	5,682,989	6,256,354		6,052,375	197,500	1,099,212	6,913,380	70,349	321,700	1,233,582	1,181,188	
17.3	Excess Workers' Compensation												
18.1	Products Liability - Occurrence	(490)	18,742		35,812		(29,156)	335,434	2,046	(120,801)	193,674	(557)	
18.2	Products Liability - Claims-Made	132,993	142,972		41,917							40,942	
19.1	Private Passenger Auto No-Fault (Personal Injury Protection)												
19.2	Other Private Passenger Auto Liability												
19.3	Commercial Auto No-Fault (Personal Injury Protection)												
19.4	Other Commercial Auto Liability	540,448	489,187		386,629		188,639	581,904		11,174	24,629	65,506	
21.1	Private Passenger Auto Physical Damage												
21.2	Commercial Auto Physical Damage							1		(2)	1		
22.	Aircraft (all perils)												
23.	Fidelity												
24.	Surety	634	2,514		267		(44)	170		(23)	223	190	
26.	Burglary and Theft									(1)	(2)		
27.	Boiler and Machinery	20,910	22,031		9,283		(1,022)	384		35	83	4,484	1
28.	Credit	15,791	13,251		26,271		(26,625)						
29.	International												
30.	Warranty		4,411				(86)	131					
31.	Reins nonproportional assumed property	XXX	XXX	XXX	XXX	XXX	XXX	XXX	XXX	XXX	XXX	XXX	XXX
32.	Reins nonproportional assumed liability	XXX	XXX	XXX	XXX	XXX	XXX	XXX	XXX	XXX	XXX	XXX	XXX
33.	Reins nonproportional assumed financial lines	XXX	XXX	XXX	XXX	XXX	XXX	XXX	XXX	XXX	XXX	XXX	XXX
34.	Aggregate Write-Ins for Other Lines of Business												
35.	Total (a)	15,925,865	16,840,816		11,559,745	3,549,276	5,131,922	24,238,319	533,613	588,317	3,073,558	4,274,570	(1,374)
DETAILS OF WRITE-INS													
3401.												
3402.												
3403.												
3498.	Summary of remaining write-ins for Line 34 from overflow page												
3499.	Totals (Lines 3401 thru 3403 plus 3498)(Line 34 above)												

(a) Finance and service charges not included in Lines 1 to 35 \$

(b) For health business on indicated lines report: Number of persons insured under PPO managed care products and number of persons insured under indemnity only products



ANNUAL STATEMENT FOR THE YEAR 2023 OF THE SCOTTSDALE INSURANCE COMPANY

EXHIBIT OF PREMIUMS AND LOSSES (Statutory Page 14)

NAIC Group Code 0140

BUSINESS IN THE STATE OF Delaware

DURING THE YEAR 2023

NAIC Company Code 41297

Line of Business		Gross Premiums, Including Policy and Membership Fees, Less Return Premiums and Premiums on Policies not Taken		3 Dividends Paid or Credited to Policyholders on Direct Business	4 Direct Unearned Premium Reserves	5 Direct Losses Paid (deducting salvage)	6 Direct Losses Incurred	7 Direct Losses Unpaid	8 Direct Defense and Cost Containment Expense Paid	9 Direct Defense and Cost Containment Expense Incurred	10 Direct Defense and Cost Containment Expense Unpaid	11 Commissions and Brokerage Expenses	12 Taxes, Licenses and Fees
		1 Direct Premiums Written	2 Direct Premiums Earned										
1.	Fire	4	2		2	(5,082)	(5,059)			37	44	23,945	
2.1	Allied Lines	632,927	619,602		101,327	151,392	147,015			4,107	5,787	94,115	12,790
2.2	Multiple Peril Crop												
2.3	Federal Flood												
2.4	Private Crop												
2.5	Private Flood												
3.	Farmowners Multiple Peril												
4.	Homeowners Multiple Peril					(50)	12			(32)		23,098	
5.1	Commercial Multiple Peril (Non-Liability Portion)	109,125	156,637		28,929	250,759	252,061			2,056	2,230	41,808	2,213
5.2	Commercial Multiple Peril (Liability Portion)	580	944		133	(1,336)	4,241			(506)	1,977	26,783	12
6.	Mortgage Guaranty												
8.	Ocean Marine					6,683							
9.	Inland Marine	43,103	68,835		13,140	(4,255)	583						
10.	Financial Guaranty					(61,794)	2,628			1,556	1,992	8,628	909
11.1	Medical Professional Liability - Occurrence												
11.2	Medical Professional Liability - Claims-Made												
12.	Earthquake												
13.1	Comprehensive (hospital and medical) ind (b)												
13.2	Comprehensive (hospital and medical) group (b)												
14.	Credit A&H (Group and Individual)												
15.1	Vision Only (b).....												
15.2	Dental Only (b)												
15.3	Disability Income (b)												
15.4	Medicare Supplement (b)												
15.5	Medicaid Title XIX (b)												
15.6	Medicare Title XVIII (b).....												
15.7	Long-Term Care (b)												
15.8	Federal Employees Health Benefits Plan (b)												
15.9	Other Health (b)												
16.	Workers' Compensation												
17.1	Other Liability - Occurrence	44,532	133,671		11,604	(18,740)	603,655		6,928	7,792	34,791	22,741	1,000
17.2	Other Liability - Claims-Made	1,902,849	1,906,353		826,977	399,698	799,762		92,209	257,269	625,247	625,880	38,618
17.3	Excess Workers' Compensation												
18.1	Products Liability - Occurrence					(229)	309			(102)	114		
18.2	Products Liability - Claims-Made												
19.1	Private Passenger Auto No-Fault (Personal Injury Protection)												
19.2	Other Private Passenger Auto Liability												
19.3	Commercial Auto No-Fault (Personal Injury Protection)	3,407	7,765		1,346	6,276	26,207			(388)	2,252	680	71
19.4	Other Commercial Auto Liability	194,617	517,677		68,074	51,747	838,939		42,033	22,827	101,800	38,852	4,312
21.1	Private Passenger Auto Physical Damage												
21.2	Commercial Auto Physical Damage	68,677	149,430		23,015	273,891	(3,088)			(3,472)	8,615	13,600	1,515
22.	Aircraft (all perils)												
23.	Fidelity												
24.	Surety												
26.	Burglary and Theft					(1)							
27.	Boiler and Machinery					(18)	1			(1)	5		
28.	Credit	20,673	20,417		40,252	(38,263)						1	454
29.	International												
30.	Warranty									2			
31.	Reins nonproportional assumed property	XXX	XXX	XXX	XXX	XXX	XXX	XXX	XXX	XXX	XXX	XXX	XXX
32.	Reins nonproportional assumed liability	XXX	XXX	XXX	XXX	XXX	XXX	XXX	XXX	XXX	XXX	XXX	XXX
33.	Reins nonproportional assumed financial lines	XXX	XXX	XXX	XXX	XXX	XXX	XXX	XXX	XXX	XXX	XXX	XXX
34.	Aggregate Write-Ins for Other Lines of Business												
35.	Total (a)	3,020,494	3,581,333		1,114,799	1,700,331	1,003,995	2,667,265	141,170	291,145	784,852	920,132	61,894
DETAILS OF WRITE-INS													
3401.												
3402.												
3403.												
3498.	Summary of remaining write-ins for Line 34 from overflow page												
3499.	Totals (Lines 3401 thru 3403 plus 3498)(Line 34 above)												

(a) Finance and service charges not included in Lines 1 to 35 \$ 95

(b) For health business on indicated lines report: Number of persons insured under PPO managed care products and number of persons insured under indemnity only products



ANNUAL STATEMENT FOR THE YEAR 2023 OF THE SCOTTSDALE INSURANCE COMPANY

EXHIBIT OF PREMIUMS AND LOSSES (Statutory Page 14)

NAIC Group Code 0140

BUSINESS IN THE STATE OF District of Columbia

DURING THE YEAR 2023

NAIC Company Code 41297

Line of Business		Gross Premiums, Including Policy and Membership Fees, Less Return Premiums and Premiums on Policies not Taken		3 Dividends Paid or Credited to Policyholders on Direct Business	4 Direct Unearned Premium Reserves	5 Direct Losses Paid (deducting salvage)	6 Direct Losses Incurred	7 Direct Losses Unpaid	8 Direct Defense and Cost Containment Expense Paid	9 Direct Defense and Cost Containment Expense Incurred	10 Direct Defense and Cost Containment Expense Unpaid	11 Commissions and Brokerage Expenses	12 Taxes, Licenses and Fees
		1 Direct Premiums Written	2 Direct Premiums Earned										
1.	Fire	130,815	113,386		58,304	535,409	615,605	84,828	3,386	9,355	7,128	31,425	(2,500)
2.1	Allied Lines	546,083	532,376		212,949		45,335	99,485		2,971	6,878	180,411	
2.2	Multiple Peril Crop												
2.3	Federal Flood												
2.4	Private Crop												
2.5	Private Flood												
3.	Farmowners Multiple Peril												
4.	Homeowners Multiple Peril	173,417	208,832		82,330		119	12,396		(1,088)	1,312	39,030	
5.1	Commercial Multiple Peril (Non-Liability Portion)	772,586	865,230		373,314	970,428	1,024,149	67,140	10,513	12,544	12,010	171,675	
5.2	Commercial Multiple Peril (Liability Portion)	502,907	547,465		111,880	240,000	158,493	468,022	4,675	(3,650)	138,301	107,429	
6.	Mortgage Guaranty												
8.	Ocean Marine	2,171	1,965		660		(2,871)	765		(113)	91	643	
9.	Inland Marine	444,578	610,464		262,356	76,540	192,504	170,714	(1,379)	5,158	10,312	108,854	
10.	Financial Guaranty												
11.1	Medical Professional Liability - Occurrence												
11.2	Medical Professional Liability - Claims-Made												
12.	Earthquake	2,433	2,119		926		308	383		9	19	645	
13.1	Comprehensive (hospital and medical) ind (b)												
13.2	Comprehensive (hospital and medical) group (b)												
14.	Credit A&H (Group and Individual)												
15.1	Vision Only (b).....												
15.2	Dental Only (b)												
15.3	Disability Income (b)												
15.4	Medicare Supplement (b)												
15.5	Medicaid Title XIX (b)												
15.6	Medicare Title XVIII (b).....												
15.7	Long-Term Care (b)												
15.8	Federal Employees Health Benefits Plan (b)												
15.9	Other Health (b)												
16.	Workers' Compensation												
17.1	Other Liability - Occurrence	1,337,160	1,359,969		1,030,867	10,000	1,158,386	2,655,009	125,854	209,436	303,959	270,712	
17.2	Other Liability - Claims-Made	19,288,842	19,457,067		5,236,418		720,715	7,769,697	2,714,524	3,867,199	7,137,156	6,099,705	
17.3	Excess Workers' Compensation												
18.1	Products Liability - Occurrence	3,250	3,812		948		90,362	145,759	33,424	59,535	69,004	569	
18.2	Products Liability - Claims-Made												
19.1	Private Passenger Auto No-Fault (Personal Injury Protection)												
19.2	Other Private Passenger Auto Liability												
19.3	Commercial Auto No-Fault (Personal Injury Protection)												
19.4	Other Commercial Auto Liability	14,025	6,402		8,945		(2,572)	6,739		96	448	2,621	
21.1	Private Passenger Auto Physical Damage												
21.2	Commercial Auto Physical Damage												
22.	Aircraft (all perils)												
23.	Fidelity												
24.	Surety	932	3,236		1,113		(199)	228		(95)	329	279	
26.	Burglary and Theft												
27.	Boiler and Machinery	12,890	13,146		6,145		(107)	226		9	18	2,836	
28.	Credit												
29.	International												
30.	Warranty												
31.	Reins nonproportional assumed property	XXX	XXX	XXX	XXX	XXX	XXX	XXX	XXX	XXX	XXX	XXX	XXX
32.	Reins nonproportional assumed liability	XXX	XXX	XXX	XXX	XXX	XXX	XXX	XXX	XXX	XXX	XXX	XXX
33.	Reins nonproportional assumed financial lines	XXX	XXX	XXX	XXX	XXX	XXX	XXX	XXX	XXX	XXX	XXX	XXX
34.	Aggregate Write-Ins for Other Lines of Business												
35.	Total (a)	23,232,089	23,725,470		7,387,153	1,832,376	4,000,226	11,481,391	2,890,796	4,161,366	7,686,964	7,016,833	(2,500)
DETAILS OF WRITE-INS													
3401.												
3402.												
3403.												
3498.	Summary of remaining write-ins for Line 34 from overflow page												
3499.	Totals (Lines 3401 thru 3403 plus 3498)(Line 34 above)												

(a) Finance and service charges not included in Lines 1 to 35 \$

(b) For health business on indicated lines report: Number of persons insured under PPO managed care products and number of persons insured under indemnity only products



ANNUAL STATEMENT FOR THE YEAR 2023 OF THE SCOTTSDALE INSURANCE COMPANY

EXHIBIT OF PREMIUMS AND LOSSES (Statutory Page 14)

NAIC Group Code 0140

BUSINESS IN THE STATE OF Florida

DURING THE YEAR 2023

NAIC Company Code 41297

Line of Business		Gross Premiums, Including Policy and Membership Fees, Less Return Premiums and Premiums on Policies not Taken		3 Dividends Paid or Credited to Policyholders on Direct Business	4 Direct Unearned Premium Reserves	5 Direct Losses Paid (deducting salvage)	6 Direct Losses Incurred	7 Direct Losses Unpaid	8 Direct Defense and Cost Containment Expense Paid	9 Direct Defense and Cost Containment Expense Incurred	10 Direct Defense and Cost Containment Expense Unpaid	11 Commissions and Brokerage Expenses	12 Taxes, Licenses and Fees
		1 Direct Premiums Written	2 Direct Premiums Earned										
1.	Fire	14,955,066	15,454,784		6,870,670	5,842,893	6,847,820	5,091,520	1,974,467	1,150,712	1,681,485	4,367,723	(96,655)
2.1	Allied Lines	87,363,425	70,869,109		41,440,261	29,431,127	(6,305,861)	35,481,953	1,044,439	(367,363)	2,576,243	21,687,740	32,379
2.2	Multiple Peril Crop												
2.3	Federal Flood												
2.4	Private Crop												
2.5	Private Flood		2,426					340		(53)	20	480	
3.	Farmowners Multiple Peril	2,176,116	2,244,910		1,013,775	190,603	731,307	723,747	2,116	75,502	121,863	543,486	376
4.	Homeowners Multiple Peril	34,056,919	39,557,200		16,920,218	14,480,762	(15,057,466)	19,341,358	2,126,902	(391,505)	3,855,350	8,053,548	11,392
5.1	Commercial Multiple Peril (Non-Liability Portion)	33,876,775	39,619,461		14,175,771	19,899,908	18,595,709	29,169,548	2,282,514	965,940	3,191,577	8,114,076	10,945
5.2	Commercial Multiple Peril (Liability Portion)	17,166,991	19,678,962		6,352,823	9,144,536	8,446,249	27,808,810	2,372,807	2,329,525	7,611,190	4,909,902	5,875
6.	Mortgage Guaranty												
8.	Ocean Marine	960,247	886,681		368,067	505,434	298,285	424,060		(41,530)	14,215	288,533	215
9.	Inland Marine	7,077,902	8,168,755		3,745,886	838,293	4,007,807	5,062,001	43,388	238,784	270,209	1,741,645	2,590
10.	Financial Guaranty												
11.1	Medical Professional Liability - Occurrence												
11.2	Medical Professional Liability - Claims-Made						(1,127)	918		(107)	184		
12.	Earthquake	6,190	5,224		2,203		918	1,643		45	123	1,641	3
13.1	Comprehensive (hospital and medical) ind (b)												
13.2	Comprehensive (hospital and medical) group (b)												
14.	Credit A&H (Group and Individual)												
15.1	Vision Only (b).....												
15.2	Dental Only (b)												
15.3	Disability Income (b)												
15.4	Medicare Supplement (b)												
15.5	Medicaid Title XIX (b)												
15.6	Medicare Title XVIII (b).....												
15.7	Long-Term Care (b)												
15.8	Federal Employees Health Benefits Plan (b)												
15.9	Other Health (b)												
16.	Workers' Compensation												
17.1	Other Liability - Occurrence	69,522,226	73,369,748		30,294,851	35,871,184	48,257,809	112,585,478	5,830,802	7,039,527	24,712,706	16,431,149	1,262,749
17.2	Other Liability - Claims-Made	29,004,483	27,343,846		16,048,108	6,080,278	9,951,453	32,725,694	1,996,076	1,623,717	11,366,158	7,474,688	5,920
17.3	Excess Workers' Compensation												
18.1	Products Liability - Occurrence	572,811	598,622		236,286	6,070,179	2,683,729	10,175,523	1,920,684	1,319,720	7,139,143	110,469	188
18.2	Products Liability - Claims-Made	506,290	482,210		358,635							151,115	
19.1	Private Passenger Auto No-Fault (Personal Injury Protection)												
19.2	Other Private Passenger Auto Liability												
19.3	Commercial Auto No-Fault (Personal Injury Protection)	328	328			100	(10,736)	10,464	3,064	(4,870)	943	98	
19.4	Other Commercial Auto Liability	2,686,335	2,070,210		1,283,265	680,000	493,764	2,532,107	36,252	(72,774)	162,418	545,016	1,403
21.1	Private Passenger Auto Physical Damage												
21.2	Commercial Auto Physical Damage	21,196	35,899		1,188	13,939	23,936	6,549	10,377	(1,264)	5,099	6,171	1
22.	Aircraft (all perils)												
23.	Fidelity												
24.	Surety	8,160	14,979		3,801		(6,921)	2,091		(5,330)	3,464	2,449	3
26.	Burglary and Theft	6,735	6,754		3,609	(3,188)	(2,452)	3,493		(1,629)	1,025	1,870	
27.	Boiler and Machinery	712,285	577,753		337,268	97,897	32,979	3,823		(426)	1,838	144,304	318
28.	Credit	72,456	46,811		107,706	4,453	(56,610)					1	41
29.	International												
30.	Warranty	2,227,499	4,084,446		3,922,561	3,898,532	3,742,265	268,807				710,339	462
31.	Reins nonproportional assumed property	XXX	XXX	XXX	XXX	XXX	XXX	XXX	XXX	XXX	XXX	XXX	XXX
32.	Reins nonproportional assumed liability	XXX	XXX	XXX	XXX	XXX	XXX	XXX	XXX	XXX	XXX	XXX	XXX
33.	Reins nonproportional assumed financial lines	XXX	XXX	XXX	XXX	XXX	XXX	XXX	XXX	XXX	XXX	XXX	XXX
34.	Aggregate Write-Ins for Other Lines of Business												
35.	Total (a)	302,982,246	305,119,118		143,487,546	133,046,929	82,672,929	281,419,926	19,643,888	13,856,621	62,715,252	75,286,442	1,238,206
DETAILS OF WRITE-INS													
3401.												
3402.												
3403.												
3498.	Summary of remaining write-ins for Line 34 from overflow page												
3499.	Totals (Lines 3401 thru 3403 plus 3498)(Line 34 above)												

(a) Finance and service charges not included in Lines 1 to 35 \$ 105

(b) For health business on indicated lines report: Number of persons insured under PPO managed care products and number of persons insured under indemnity only products



ANNUAL STATEMENT FOR THE YEAR 2023 OF THE SCOTTSDALE INSURANCE COMPANY

EXHIBIT OF PREMIUMS AND LOSSES (Statutory Page 14)

NAIC Group Code 0140

BUSINESS IN THE STATE OF Georgia

DURING THE YEAR 2023

NAIC Company Code 41297

Line of Business	Gross Premiums, Including Policy and Membership Fees, Less Return Premiums and Premiums on Policies not Taken		3 Dividends Paid or Credited to Policyholders on Direct Business	4 Direct Unearned Premium Reserves	5 Direct Losses Paid (deducting salvage)	6 Direct Losses Incurred	7 Direct Losses Unpaid	8 Direct Defense and Cost Containment Expense Paid	9 Direct Defense and Cost Containment Expense Incurred	10 Direct Defense and Cost Containment Expense Unpaid	11 Commissions and Brokerage Expenses	12 Taxes, Licenses and Fees
	1 Direct Premiums Written	2 Direct Premiums Earned										
1. Fire	2,146,153	2,376,114		983,327	2,903,682	3,282,950	774,472	44,574	53,609	78,021	557,242	(22,000)
2.1 Allied Lines	7,527,293	6,834,587		3,336,097	2,160,734	2,376,993	2,597,546	20,312	67,365	180,024	2,015,215	
2.2 Multiple Peril Crop												
2.3 Federal Flood												
2.4. Private Crop												
2.5 Private Flood												
3. Farmowners Multiple Peril	33,553	42,355		27,958	(461,305)	(461,305)		654	(3,199)		7,555	
4. Homeowners Multiple Peril	6,403,379	6,425,391		3,434,780	3,769,415	3,597,552	2,453,618	73,970	4,612	194,302	1,689,698	
5.1 Commercial Multiple Peril (Non-Liability Portion)	6,549,089	7,638,939		2,763,354	6,400,008	7,960,561	3,324,235	126,189	207,432	326,922	1,686,694	
5.2 Commercial Multiple Peril (Liability Portion)	4,719,955	4,838,168		1,714,404	3,760,047	2,802,377	9,664,223	760,055	492,921	1,972,323	1,068,025	
6. Mortgage Guaranty												
8. Ocean Marine	185,070	158,638		116,497	61,374	87,255	104,755		(3,569)	3,345	55,964	
9. Inland Marine	1,257,283	1,875,120		888,265	1,524,432	2,113,095	1,069,323	2,787	25,917	42,639	315,459	
10. Financial Guaranty												
11.1 Medical Professional Liability - Occurrence									(1)	(1)		
11.2 Medical Professional Liability - Claims-Made						(95)	71		(8)	135		
12. Earthquake	493	461		73		118	189		(3)	(25)	131	
13.1 Comprehensive (hospital and medical) ind (b)												
13.2 Comprehensive (hospital and medical) group (b)												
14. Credit A&H (Group and Individual)												
15.1 Vision Only (b).....												
15.2 Dental Only (b)												
15.3 Disability Income (b)												
15.4 Medicare Supplement (b)												
15.5 Medicaid Title XIX (b)												
15.6 Medicare Title XVIII (b).....												
15.7 Long-Term Care (b)												
15.8 Federal Employees Health Benefits Plan (b)												
15.9 Other Health (b)												
16. Workers' Compensation												
17.1 Other Liability - Occurrence	19,056,265	18,862,612		9,478,199	6,264,336	10,978,310	30,177,251	1,124,721	1,409,409	4,736,404	4,212,230	
17.2 Other Liability - Claims-Made	16,241,025	17,624,125		9,223,988	1,649,237	9,972,497	25,613,798	132,425	1,390,337	4,733,655	3,220,820	
17.3 Excess Workers' Compensation												
18.1 Products Liability - Occurrence	232,821	354,155		220,883	89,644	191,676	2,166,521	100,552	(90,372)	1,109,650	34,517	
18.2 Products Liability - Claims-Made	1,111,629	801,730		691,274							341,712	
19.1 Private Passenger Auto No-Fault (Personal Injury Protection)												
19.2 Other Private Passenger Auto Liability												
19.3 Commercial Auto No-Fault (Personal Injury Protection)												
19.4 Other Commercial Auto Liability	2,059,487	2,345,819		1,066,646	602,700	1,050,466	3,242,791	153,400	41,151	185,549	393,479	
21.1 Private Passenger Auto Physical Damage												
21.2 Commercial Auto Physical Damage	14,641	14,951				6,108	1,810		(9,227)	5,915	4,392	
22. Aircraft (all perils)												
23. Fidelity												
24. Surety	19,031	35,794		9,191	7,600	4,431	2,786		(2,376)	3,786	5,709	
26. Burglary and Theft												
27. Boiler and Machinery	57,395	63,808		22,072		(1,666)	1,222		90	157	12,083	
28. Credit	76,085	41,382		103,489		(53,088)					2	
29. International												
30. Warranty	3,788,648	2,310,000		5,972,918	1,132,893	1,096,926	55,612				1,184,051	
31. Reins nonproportional assumed property	XXX	XXX	XXX	XXX	XXX	XXX	XXX	XXX	XXX	XXX	XXX	XXX
32. Reins nonproportional assumed liability	XXX	XXX	XXX	XXX	XXX	XXX	XXX	XXX	XXX	XXX	XXX	XXX
33. Reins nonproportional assumed financial lines	XXX	XXX	XXX	XXX	XXX	XXX	XXX	XXX	XXX	XXX	XXX	XXX
34. Aggregate Write-Ins for Other Lines of Business												
35. Total (a)	71,479,295	72,644,148		40,053,415	29,864,796	45,011,459	81,262,934	2,539,639	3,584,323	13,573,983	16,804,977	(22,000)
DETAILS OF WRITE-INS												
3401.												
3402.												
3403.												
3498. Summary of remaining write-ins for Line 34 from overflow page												
3499. Totals (Lines 3401 thru 3403 plus 3498)(Line 34 above)												

(a) Finance and service charges not included in Lines 1 to 35 \$ 120

(b) For health business on indicated lines report: Number of persons insured under PPO managed care products and number of persons insured under indemnity only products



ANNUAL STATEMENT FOR THE YEAR 2023 OF THE SCOTTSDALE INSURANCE COMPANY

EXHIBIT OF PREMIUMS AND LOSSES (Statutory Page 14)

NAIC Group Code 0140

BUSINESS IN THE STATE OF Hawaii

DURING THE YEAR 2023

NAIC Company Code 41297

Line of Business		Gross Premiums, Including Policy and Membership Fees, Less Return Premiums and Premiums on Policies not Taken		3 Dividends Paid or Credited to Policyholders on Direct Business	4 Direct Unearned Premium Reserves	5 Direct Losses Paid (deducting salvage)	6 Direct Losses Incurred	7 Direct Losses Unpaid	8 Direct Defense and Cost Containment Expense Paid	9 Direct Defense and Cost Containment Expense Incurred	10 Direct Defense and Cost Containment Expense Unpaid	11 Commissions and Brokerage Expenses	12 Taxes, Licenses and Fees
		1 Direct Premiums Written	2 Direct Premiums Earned										
1.	Fire	426,842	468,081		173,661	1,286,148	2,049,242	799,315	2,094	55,929	59,321	88,318	(9,750)
2.1	Allied Lines	4,006,060	3,894,151		2,115,015	4,853,042	8,999,567	5,731,754	16,729	389,935	417,399	972,698	
2.2	Multiple Peril Crop												
2.3	Federal Flood												
2.4	Private Crop												
2.5	Private Flood	38	157										
3.	Farmowners Multiple Peril						(4,818)	3,953		(1,931)	2,409		
4.	Homeowners Multiple Peril	651,442	702,518		318,470	94,846	254,808	196,630		20,631	26,828	146,589	
5.1	Commercial Multiple Peril (Non-Liability Portion)	2,702,504	2,794,785		1,329,399	7,866,750	12,601,877	5,185,722	20,988	411,433	430,334	593,447	
5.2	Commercial Multiple Peril (Liability Portion)	1,563,458	1,707,010		548,420	971,579	1,701,962	2,912,237	96,725	(100,371)	495,914	425,306	
6.	Mortgage Guaranty												
8.	Ocean Marine	600	3,385		165	558	(4,406)	5,018		(236)	203	4,070	
9.	Inland Marine	439,970	824,879		318,577	235,639	373,952	338,815		19,017	29,666	171,361	
10.	Financial Guaranty												
11.1	Medical Professional Liability - Occurrence												
11.2	Medical Professional Liability - Claims-Made												
12.	Earthquake	168	168				394	429		49	54	45	
13.1	Comprehensive (hospital and medical) ind (b)												
13.2	Comprehensive (hospital and medical) group (b)												
14.	Credit A&H (Group and Individual)												
15.1	Vision Only (b).....												
15.2	Dental Only (b)												
15.3	Disability Income (b)												
15.4	Medicare Supplement (b)												
15.5	Medicaid Title XIX (b)												
15.6	Medicare Title XVIII (b).....												
15.7	Long-Term Care (b)												
15.8	Federal Employees Health Benefits Plan (b)												
15.9	Other Health (b)												
16.	Workers' Compensation												
17.1	Other Liability - Occurrence	8,498,092	7,902,871		3,445,817	937,278	2,862,964	8,833,990	267,686	474,471	1,719,308	1,854,390	
17.2	Other Liability - Claims-Made	1,672,171	1,675,610		561,246	30,000	14,710	1,738,971	719,077	569,053	918,960	498,490	
17.3	Excess Workers' Compensation												
18.1	Products Liability - Occurrence	63,971	76,091		31,726	150,000	(390,519)	499,058	23,256	(250,979)	323,653	12,752	
18.2	Products Liability - Claims-Made	92,727	91,966		3,864				14,400	22,000	7,600	28,745	
19.1	Private Passenger Auto No-Fault (Personal Injury Protection)												
19.2	Other Private Passenger Auto Liability												
19.3	Commercial Auto No-Fault (Personal Injury Protection)						(5)	(2)					
19.4	Other Commercial Auto Liability	306,059	190,042		170,006		(21,929)	495,298		1,870	8,506	58,209	
21.1	Private Passenger Auto Physical Damage												
21.2	Commercial Auto Physical Damage	28,473	45,365		7,888	6,117	985	1,594		(1,352)	133	6,752	
22.	Aircraft (all perils)												
23.	Fidelity												
24.	Surety	486	273		291		(74)	65		(136)	35	146	
26.	Burglary and Theft						(1)						
27.	Boiler and Machinery	59,696	66,465		32,062	7,403	8,365	2,946		262	317	12,826	
28.	Credit	2,638	1,957		4,492		(3,367)						
29.	International												
30.	Warranty												
31.	Reins nonproportional assumed property	XXX	XXX	XXX	XXX	XXX	XXX	XXX	XXX	XXX	XXX	XXX	XXX
32.	Reins nonproportional assumed liability	XXX	XXX	XXX	XXX	XXX	XXX	XXX	XXX	XXX	XXX	XXX	XXX
33.	Reins nonproportional assumed financial lines	XXX	XXX	XXX	XXX	XXX	XXX	XXX	XXX	XXX	XXX	XXX	XXX
34.	Aggregate Write-Ins for Other Lines of Business												
35.	Total (a)	20,515,395	20,445,773		9,061,100	16,439,360	28,443,709	26,745,813	1,160,954	1,609,637	4,440,639	4,874,155	(9,750)
DETAILS OF WRITE-INS													
3401.												
3402.												
3403.												
3498.	Summary of remaining write-ins for Line 34 from overflow page												
3499.	Totals (Lines 3401 thru 3403 plus 3498)(Line 34 above)												

(a) Finance and service charges not included in Lines 1 to 35 \$

(b) For health business on indicated lines report: Number of persons insured under PPO managed care products and number of persons insured under indemnity only products



ANNUAL STATEMENT FOR THE YEAR 2023 OF THE SCOTTSDALE INSURANCE COMPANY

EXHIBIT OF PREMIUMS AND LOSSES (Statutory Page 14)

NAIC Group Code 0140

BUSINESS IN THE STATE OF Idaho

DURING THE YEAR 2023

NAIC Company Code 41297

Line of Business		Gross Premiums, Including Policy and Membership Fees, Less Return Premiums and Premiums on Policies not Taken		3	4	5	6	7	8	9	10	11	12
		1	2										
		Direct Premiums Written	Direct Premiums Earned	Dividends Paid or Credited to Policyholders on Direct Business	Direct Unearned Premium Reserves	Direct Losses Paid (deducting salvage)	Direct Losses Incurred	Direct Losses Unpaid	Direct Defense and Cost Containment Expense Paid	Direct Defense and Cost Containment Expense Incurred	Direct Defense and Cost Containment Expense Unpaid	Commissions and Brokerage Expenses	Taxes, Licenses and Fees
1.	Fire	508,285	508,660		270,324	448,301	458,447	44,732	7,985	6,246	4,473	115,137	(5,250)
2.1	Allied Lines	1,037,134	1,073,262		528,492		44,759	138,976		2,420	12,138	249,367	
2.2	Multiple Peril Crop												
2.3	Federal Flood												
2.4	Private Crop												
2.5	Private Flood												
3.	Farmowners Multiple Peril	5,717	7,376		4,050	(539)	638			(109)	66	1,286	
4.	Homeowners Multiple Peril	563,677	654,831		270,527	14,533	(2,486)	50,198	13,030	2,395	4,960	127,318	1
5.1	Commercial Multiple Peril (Non-Liability Portion)	1,722,399	1,782,581		790,285	354,847	331,804	144,021	18,655	7,217	22,758	380,342	
5.2	Commercial Multiple Peril (Liability Portion)	1,360,995	1,419,086		516,987	463,289	645,279	2,215,974	55,825	56,914	438,369	276,188	7
6.	Mortgage Guaranty												
8.	Ocean Marine	1,810	4,686		779	8,811	5,483	3,806		(379)	242	544	
9.	Inland Marine	153,030	350,786		134,465	23,609	46,650	67,226		5,732	8,479	25,052	
10.	Financial Guaranty												
11.1	Medical Professional Liability - Occurrence												
11.2	Medical Professional Liability - Claims-Made												
12.	Earthquake	712	640		102		66	70		2	3	189	
13.1	Comprehensive (hospital and medical) ind (b)												
13.2	Comprehensive (hospital and medical) group (b)												
14.	Credit A&H (Group and Individual)												
15.1	Vision Only (b).....												
15.2	Dental Only (b)												
15.3	Disability Income (b)												
15.4	Medicare Supplement (b)												
15.5	Medicaid Title XIX (b)												
15.6	Medicare Title XVIII (b).....												
15.7	Long-Term Care (b)												
15.8	Federal Employees Health Benefits Plan (b)												
15.9	Other Health (b)												
16.	Workers' Compensation												
17.1	Other Liability - Occurrence	3,855,183	3,985,717		1,670,785	530,984	1,311,882	4,448,282	111,716	233,046	944,815	865,151	495
17.2	Other Liability - Claims-Made	339,238	450,116		247,596		151,832	541,107		34,116	129,379	70,415	
17.3	Excess Workers' Compensation												
18.1	Products Liability - Occurrence	175,795	194,893		12,198		37,888	1,087,857	46,970	3,568	600,029	33,281	
18.2	Products Liability - Claims-Made	141,779	85,157		56,622							43,952	
19.1	Private Passenger Auto No-Fault (Personal Injury Protection)												
19.2	Other Private Passenger Auto Liability												
19.3	Commercial Auto No-Fault (Personal Injury Protection)												
19.4	Other Commercial Auto Liability	144,889	133,760		79,509	350,000	82,520	148,178	17,076	9,146	11,075	27,502	
21.1	Private Passenger Auto Physical Damage												
21.2	Commercial Auto Physical Damage						433	(92)		(1,053)	570		
22.	Aircraft (all perils)												
23.	Fidelity												
24.	Surety												
26.	Burglary and Theft												
27.	Boiler and Machinery	14,624	18,077		6,968		(417)	1,104		35	90	3,220	
28.	Credit	2,741	2,738		4,721		(2,468)						
29.	International												
30.	Warranty												
31.	Reins nonproportional assumed property	XXX	XXX	XXX	XXX	XXX	XXX	XXX	XXX	XXX	XXX	XXX	XXX
32.	Reins nonproportional assumed liability	XXX	XXX	XXX	XXX	XXX	XXX	XXX	XXX	XXX	XXX	XXX	XXX
33.	Reins nonproportional assumed financial lines	XXX	XXX	XXX	XXX	XXX	XXX	XXX	XXX	XXX	XXX	XXX	XXX
34.	Aggregate Write-Ins for Other Lines of Business												
35.	Total (a)	10,028,008	10,672,367		4,594,408	2,194,375	3,111,134	8,892,077	271,256	359,297	2,177,446	2,218,944	(4,746)
DETAILS OF WRITE-INS													
3401.												
3402.												
3403.												
3498.	Summary of remaining write-ins for Line 34 from overflow page												
3499.	Totals (Lines 3401 thru 3403 plus 3498)(Line 34 above)												

(a) Finance and service charges not included in Lines 1 to 35 \$

(b) For health business on indicated lines report: Number of persons insured under PPO managed care products and number of persons insured under indemnity only products



ANNUAL STATEMENT FOR THE YEAR 2023 OF THE SCOTTSDALE INSURANCE COMPANY

EXHIBIT OF PREMIUMS AND LOSSES (Statutory Page 14)

NAIC Group Code 0140

BUSINESS IN THE STATE OF Illinois

DURING THE YEAR 2023

NAIC Company Code 41297

Line of Business		Gross Premiums, Including Policy and Membership Fees, Less Return Premiums and Premiums on Policies not Taken		3 Dividends Paid or Credited to Policyholders on Direct Business	4 Direct Unearned Premium Reserves	5 Direct Losses Paid (deducting salvage)	6 Direct Losses Incurred	7 Direct Losses Unpaid	8 Direct Defense and Cost Containment Expense Paid	9 Direct Defense and Cost Containment Expense Incurred	10 Direct Defense and Cost Containment Expense Unpaid	11 Commissions and Brokerage Expenses	12 Taxes, Licenses and Fees
		1 Direct Premiums Written	2 Direct Premiums Earned										
1.	Fire	772,168	683,484		349,694	623,683	697,974	97,198	6,448	9,640	15,375	352,503	(14,349)
2.1	Allied Lines	4,592,854	4,112,221		2,266,160	824,610	789,144	1,420,857	47,519	84,688	101,828	1,156,830	5,360
2.2	Multiple Peril Crop												
2.3	Federal Flood												
2.4	Private Crop												
2.5	Private Flood												
3.	Farmowners Multiple Peril	4,720	7,292		3,286		100	1,205		(216)	147	1,062	19
4.	Homeowners Multiple Peril	1,093,539	1,173,951		574,368	314,075	340,026	157,114	14,976	7,021	21,908	276,226	1,399
5.1	Commercial Multiple Peril (Non-Liability Portion)	8,899,397	8,377,509		3,775,265	4,640,277	5,643,105	4,736,237	97,365	159,184	205,310	1,916,528	6,089
5.2	Commercial Multiple Peril (Liability Portion)	4,592,717	4,744,786		1,931,729	1,296,226	2,100,761	7,245,576	459,338	344,086	1,630,843	1,010,920	4,159
6.	Mortgage Guaranty												
8.	Ocean Marine	209,104	196,369		86,599	98,262	303,681	364,653		(6,864)	5,847	62,134	187
9.	Inland Marine	1,645,147	1,926,492		543,642	220,242	374,653	340,327	5,038	29,219	34,794	357,515	236
10.	Financial Guaranty												
11.1	Medical Professional Liability - Occurrence									(3)	(3)		
11.2	Medical Professional Liability - Claims-Made												
12.	Earthquake	399	558		84		222	305		(3)	12	106	1
13.1	Comprehensive (hospital and medical) ind (b)												
13.2	Comprehensive (hospital and medical) group (b)												
14.	Credit A&H (Group and Individual)												
15.1	Vision Only (b).....												
15.2	Dental Only (b)												
15.3	Disability Income (b)												
15.4	Medicare Supplement (b)												
15.5	Medicaid Title XIX (b)												
15.6	Medicare Title XVIII (b).....												
15.7	Long-Term Care (b)												
15.8	Federal Employees Health Benefits Plan (b)												
15.9	Other Health (b)												
16.	Workers' Compensation												
17.1	Other Liability - Occurrence	18,980,337	20,451,437		7,971,159	17,516,591	5,644,394	42,658,120	1,861,557	2,074,717	6,541,942	4,082,508	23,075
17.2	Other Liability - Claims-Made	33,574,387	34,086,946		18,657,475	9,087,822	13,287,194	47,087,658	2,307,654	4,734,046	13,619,651	6,763,513	16,005
17.3	Excess Workers' Compensation												
18.1	Products Liability - Occurrence	431,243	547,340		164,723	720,250	635,864	4,263,268	223,418	(205,215)	2,404,216	84,536	366
18.2	Products Liability - Claims-Made	1,424,208	1,524,724		423,820	12,053	37,053	25,000	94,611	399,458	306,869	434,851	36
19.1	Private Passenger Auto No-Fault (Personal Injury Protection)												
19.2	Other Private Passenger Auto Liability												
19.3	Commercial Auto No-Fault (Personal Injury Protection)												
19.4	Other Commercial Auto Liability	1,493,385	2,665,084		571,654		1,681,925	2,749,116	1,078	42,932	120,779	257,468	2,486
21.1	Private Passenger Auto Physical Damage												
21.2	Commercial Auto Physical Damage						68	12		(355)	137		
22.	Aircraft (all perils)												
23.	Fidelity	228,316	258,421		104,645							11,416	
24.	Surety	10,479	9,259		5,608	9,848	7,310	1,109		(2,176)	999	3,144	13
26.	Burglary and Theft	909	1,118				(36)	10			2	182	12
27.	Boiler and Machinery	84,827	86,056		42,065		(1,078)	2,240		141	302	18,698	95
28.	Credit	56,287	31,339		75,501		(44,343)					1	46
29.	International												
30.	Warranty	122,399	302,356		126,880	22,195	47,395	28,769		3		38,250	
31.	Reins nonproportional assumed property	XXX	XXX	XXX	XXX	XXX	XXX	XXX	XXX	XXX	XXX	XXX	XXX
32.	Reins nonproportional assumed liability	XXX	XXX	XXX	XXX	XXX	XXX	XXX	XXX	XXX	XXX	XXX	XXX
33.	Reins nonproportional assumed financial lines	XXX	XXX	XXX	XXX	XXX	XXX	XXX	XXX	XXX	XXX	XXX	XXX
34.	Aggregate Write-Ins for Other Lines of Business												
35.	Total (a)	78,216,823	81,186,741		37,674,357	35,386,133	31,545,412	111,178,772	5,119,002	7,670,302	25,010,958	16,828,392	45,234
DETAILS OF WRITE-INS													
3401.												
3402.												
3403.												
3498.	Summary of remaining write-ins for Line 34 from overflow page												
3499.	Totals (Lines 3401 thru 3403 plus 3498)(Line 34 above)												

(a) Finance and service charges not included in Lines 1 to 35 \$

(b) For health business on indicated lines report: Number of persons insured under PPO managed care products and number of persons insured under indemnity only products



ANNUAL STATEMENT FOR THE YEAR 2023 OF THE SCOTTSDALE INSURANCE COMPANY

EXHIBIT OF PREMIUMS AND LOSSES (Statutory Page 14)

NAIC Group Code 0140

BUSINESS IN THE STATE OF Indiana

DURING THE YEAR 2023

NAIC Company Code 41297

Line of Business	Gross Premiums, Including Policy and Membership Fees, Less Return Premiums and Premiums on Policies not Taken		3 Dividends Paid or Credited to Policyholders on Direct Business	4 Direct Unearned Premium Reserves	5 Direct Losses Paid (deducting salvage)	6 Direct Losses Incurred	7 Direct Losses Unpaid	8 Direct Defense and Cost Containment Expense Paid	9 Direct Defense and Cost Containment Expense Incurred	10 Direct Defense and Cost Containment Expense Unpaid	11 Commissions and Brokerage Expenses	12 Taxes, Licenses and Fees
	1 Direct Premiums Written	2 Direct Premiums Earned										
1. Fire	572,929	666,258		267,616	248,587	281,763	86,679	6,067	38,689	49,713	129,429	(5,081)
2.1 Allied Lines	3,038,235	2,499,214		1,360,714	1,434,720	455,740	633,585	11,957	25,978	57,178	848,779	241
2.2 Multiple Peril Crop												
2.3 Federal Flood												
2.4. Private Crop												
2.5 Private Flood	82	82		58		16	17			1	22	
3. Farmowners Multiple Peril	181,783	176,385		87,924	79,967	84,166	22,484	(527)		2,958	40,903	241
4. Homeowners Multiple Peril	784,077	950,152		343,378	134,357	91,161	135,801	5,004	(8,981)	18,418	228,534	986
5.1 Commercial Multiple Peril (Non-Liability Portion)	4,726,163	4,570,683		2,182,327	3,678,339	4,320,216	2,014,003	51,672	91,208	277,058	1,100,067	(21)
5.2 Commercial Multiple Peril (Liability Portion)	2,959,979	2,954,147		1,196,835	3,624,128	2,822,861	4,586,894	679,380	409,210	1,249,785	653,881	(4)
6. Mortgage Guaranty												
8. Ocean Marine	65,092	49,073		29,676	48,775	53,833	22,327		(711)	608	19,525	
9. Inland Marine	587,811	873,352		298,201	(1,279)	161,370	230,617		15,157	17,802	129,775	7
10. Financial Guaranty												
11.1 Medical Professional Liability - Occurrence							(119,593)			(16,498)		
11.2 Medical Professional Liability - Claims-Made												
12. Earthquake	181	129		54		(13)	10		(8)	4	48	
13.1 Comprehensive (hospital and medical) ind (b)												
13.2 Comprehensive (hospital and medical) group (b)												
14. Credit A&H (Group and Individual)												
15.1 Vision Only (b).....												
15.2 Dental Only (b)												
15.3 Disability Income (b)												
15.4 Medicare Supplement (b)												
15.5 Medicaid Title XIX (b)												
15.6 Medicare Title XVIII (b).....												
15.7 Long-Term Care (b)												
15.8 Federal Employees Health Benefits Plan (b)												
15.9 Other Health (b)												
16. Workers' Compensation												
17.1 Other Liability - Occurrence	9,530,330	9,811,790		3,682,334	752,116	1,803,114	15,411,012	417,481	(9,675,363)	2,653,667	2,075,326	2,320
17.2 Other Liability - Claims-Made	2,553,170	3,354,051		1,737,315	325,000	986,713	2,941,482	69,203	236,785	821,684	537,457	
17.3 Excess Workers' Compensation												
18.1 Products Liability - Occurrence	909,994	780,152		227,843	155,223	185,485	2,211,827	22,655	(160,158)	1,415,212	103,162	
18.2 Products Liability - Claims-Made	117,275	329,844		64,028	9,188	9,188		3,903	27,739	23,837	36,077	
19.1 Private Passenger Auto No-Fault (Personal Injury Protection)												
19.2 Other Private Passenger Auto Liability												
19.3 Commercial Auto No-Fault (Personal Injury Protection)												
19.4 Other Commercial Auto Liability	1,151,906	2,042,365		551,476	3,229,814	357,345	3,890,690	205,796	(111,261)	567,784	189,289	232
21.1 Private Passenger Auto Physical Damage												
21.2 Commercial Auto Physical Damage	27,550	30,652		7,827	(3,622)	(384)	(440)		(15,984)	7,726	4,152	
22. Aircraft (all perils)												
23. Fidelity												
24. Surety	1,643	1,988		817	3,300	2,828	206		(389)	179	493	
26. Burglary and Theft												
27. Boiler and Machinery	37,307	36,871		17,407		(608)	696		33	77	7,914	
28. Credit	57,734	33,023		102,948		(70,962)					1	
29. International												
30. Warranty						(83)						
31. Reins nonproportional assumed property	XXX	XXX	XXX	XXX	XXX	XXX	XXX	XXX	XXX	XXX	XXX	XXX
32. Reins nonproportional assumed liability	XXX	XXX	XXX	XXX	XXX	XXX	XXX	XXX	XXX	XXX	XXX	XXX
33. Reins nonproportional assumed financial lines	XXX	XXX	XXX	XXX	XXX	XXX	XXX	XXX	XXX	XXX	XXX	XXX
34. Aggregate Write-Ins for Other Lines of Business												
35. Total (a)	27,303,242	29,160,192		12,158,776	13,718,611	11,543,750	32,068,278	1,473,118	(9,128,583)	7,147,192	6,104,834	(1,078)
DETAILS OF WRITE-INS												
3401.												
3402.												
3403.												
3498. Summary of remaining write-ins for Line 34 from overflow page												
3499. Totals (Lines 3401 thru 3403 plus 3498)(Line 34 above)												

(a) Finance and service charges not included in Lines 1 to 35 \$ 30

(b) For health business on indicated lines report: Number of persons insured under PPO managed care products and number of persons insured under indemnity only products



ANNUAL STATEMENT FOR THE YEAR 2023 OF THE SCOTTSDALE INSURANCE COMPANY

EXHIBIT OF PREMIUMS AND LOSSES (Statutory Page 14)

NAIC Group Code 0140

BUSINESS IN THE STATE OF Iowa

DURING THE YEAR 2023

NAIC Company Code 41297

Line of Business		Gross Premiums, Including Policy and Membership Fees, Less Return Premiums and Premiums on Policies not Taken		3 Dividends Paid or Credited to Policyholders on Direct Business	4 Direct Unearned Premium Reserves	5 Direct Losses Paid (deducting salvage)	6 Direct Losses Incurred	7 Direct Losses Unpaid	8 Direct Defense and Cost Containment Expense Paid	9 Direct Defense and Cost Containment Expense Incurred	10 Direct Defense and Cost Containment Expense Unpaid	11 Commissions and Brokerage Expenses	12 Taxes, Licenses and Fees
		1 Direct Premiums Written	2 Direct Premiums Earned										
1.	Fire	106,740	129,873		54,723	106,144	113,342	17,408	16,088	15,477	2,300	24,215	(9,244)
2.1	Allied Lines	1,476,349	1,385,990		569,341	11,466	75,547	247,422		8,950	20,861	409,863	369
2.2	Multiple Peril Crop												
2.3	Federal Flood												
2.4	Private Crop												
2.5	Private Flood												
3.	Farmowners Multiple Peril	5,651	6,954		2,503	(237)	582			(68)	75	1,272	
4.	Homeowners Multiple Peril	165,134	239,180		90,495	45,189	34,053	18,728	43	(4,319)	2,474	37,162	5
5.1	Commercial Multiple Peril (Non-Liability Portion)	1,756,048	1,784,639		847,679	800,480	937,275	473,173	57,494	12,358	49,077	355,005	89
5.2	Commercial Multiple Peril (Liability Portion)	1,130,348	1,234,136		424,230	247,394	266,798	1,083,878	13,090	(35,086)	349,662	262,834	75
6.	Mortgage Guaranty												
8.	Ocean Marine	24,106	21,193		20,223	24,924	20,280	11,842		(1,104)	1,365	7,576	
9.	Inland Marine	268,189	240,364		112,713	383,674	118,194	(383)		1,994	3,606	54,713	14
10.	Financial Guaranty												
11.1	Medical Professional Liability - Occurrence												
11.2	Medical Professional Liability - Claims-Made												
12.	Earthquake						(5)	27		3	4		
13.1	Comprehensive (hospital and medical) ind (b)												
13.2	Comprehensive (hospital and medical) group (b)												
14.	Credit A&H (Group and Individual)												
15.1	Vision Only (b).....												
15.2	Dental Only (b)												
15.3	Disability Income (b)												
15.4	Medicare Supplement (b)												
15.5	Medicaid Title XIX (b)												
15.6	Medicare Title XVIII (b).....												
15.7	Long-Term Care (b)												
15.8	Federal Employees Health Benefits Plan (b)												
15.9	Other Health (b)												
16.	Workers' Compensation												
17.1	Other Liability - Occurrence	2,738,816	2,759,134		1,331,330	325,018	187,496	3,708,303	44,472	132,116	721,913	587,437	134
17.2	Other Liability - Claims-Made	2,791,076	2,959,351		2,037,377	(450)	1,327,286	2,666,910	13,847	378,961	659,055	268,445	184
17.3	Excess Workers' Compensation												
18.1	Products Liability - Occurrence	106,358	89,820		57,832		(58,749)	612,969		(101,899)	419,298	21,298	3
18.2	Products Liability - Claims-Made	17,085	18,568		12,102							4,869	
19.1	Private Passenger Auto No-Fault (Personal Injury Protection)												
19.2	Other Private Passenger Auto Liability												
19.3	Commercial Auto No-Fault (Personal Injury Protection)												
19.4	Other Commercial Auto Liability	361,787	185,154		227,386	(525)	(8,675)	170,229	(2,800)	(12,271)	18,369	60,515	
21.1	Private Passenger Auto Physical Damage												
21.2	Commercial Auto Physical Damage					(493)	456	(276)		(2,325)	1,428		
22.	Aircraft (all perils)												
23.	Fidelity												
24.	Surety												
26.	Burglary and Theft												
27.	Boiler and Machinery	5,853	7,524		3,000		(168)	173		10	23	1,190	
28.	Credit	16,280	12,432		25,878		(15,706)						1
29.	International												
30.	Warranty	218,717	81,041		287,864	100,878	98,341	2,363				68,350	121
31.	Reins nonproportional assumed property	XXX	XXX	XXX	XXX	XXX	XXX	XXX	XXX	XXX	XXX	XXX	XXX
32.	Reins nonproportional assumed liability	XXX	XXX	XXX	XXX	XXX	XXX	XXX	XXX	XXX	XXX	XXX	XXX
33.	Reins nonproportional assumed financial lines	XXX	XXX	XXX	XXX	XXX	XXX	XXX	XXX	XXX	XXX	XXX	XXX
34.	Aggregate Write-Ins for Other Lines of Business												
35.	Total (a)	11,188,538	11,155,352		6,084,674	2,043,699	3,095,528	9,013,347	142,233	392,799	2,249,508	2,164,744	(8,250)
DETAILS OF WRITE-INS													
3401.												
3402.												
3403.												
3498.	Summary of remaining write-ins for Line 34 from overflow page												
3499.	Totals (Lines 3401 thru 3403 plus 3498)(Line 34 above)												

(a) Finance and service charges not included in Lines 1 to 35 \$ 15

(b) For health business on indicated lines report: Number of persons insured under PPO managed care products and number of persons insured under indemnity only products



ANNUAL STATEMENT FOR THE YEAR 2023 OF THE SCOTTSDALE INSURANCE COMPANY

EXHIBIT OF PREMIUMS AND LOSSES (Statutory Page 14)

NAIC Group Code 0140

BUSINESS IN THE STATE OF Kansas

DURING THE YEAR 2023

NAIC Company Code 41297

Line of Business		Gross Premiums, Including Policy and Membership Fees, Less Return Premiums and Premiums on Policies not Taken		3 Dividends Paid or Credited to Policyholders on Direct Business	4 Direct Unearned Premium Reserves	5 Direct Losses Paid (deducting salvage)	6 Direct Losses Incurred	7 Direct Losses Unpaid	8 Direct Defense and Cost Containment Expense Paid	9 Direct Defense and Cost Containment Expense Incurred	10 Direct Defense and Cost Containment Expense Unpaid	11 Commissions and Brokerage Expenses	12 Taxes, Licenses and Fees
		1 Direct Premiums Written	2 Direct Premiums Earned										
1.	Fire	132,400	176,916		78,141		2,657	26,770	82	(1,777)	5,895	60,911	(7,496)
2.1	Allied Lines	1,561,678	1,498,106		841,813	36,310	172,209	408,040	7,728	116,113	191,528	397,471	10
2.2	Multiple Peril Crop												
2.3	Federal Flood												
2.4	Private Crop												
2.5	Private Flood												
3.	Farmowners Multiple Peril	31,570	35,682		16,660	5,346	5,893	3,179		(79)	319	7,105	(1)
4.	Homeowners Multiple Peril	303,708	308,613		180,157	20,785	208,134	229,180	86	(5,299)	4,291	68,346	11
5.1	Commercial Multiple Peril (Non-Liability Portion)	1,666,563	1,867,355		742,431	749,108	1,034,905	1,228,400	81,991	82,271	97,224	401,828	48
5.2	Commercial Multiple Peril (Liability Portion)	1,141,786	1,286,344		354,136	190,047	522,788	2,420,243	81,873	(60,531)	513,061	285,052	35
6.	Mortgage Guaranty												
8.	Ocean Marine	22,585	22,220		1,179	13,160	8,971	7,636		(614)	584	12,862	
9.	Inland Marine	369,238	467,538		243,866	321,787	401,877	125,704	5,862	13,319	9,947	77,386	12
10.	Financial Guaranty												
11.1	Medical Professional Liability - Occurrence												
11.2	Medical Professional Liability - Claims-Made												
12.	Earthquake						2,331	2,330		(25)			
13.1	Comprehensive (hospital and medical) ind (b)												
13.2	Comprehensive (hospital and medical) group (b)												
14.	Credit A&H (Group and Individual)												
15.1	Vision Only (b).....												
15.2	Dental Only (b)												
15.3	Disability Income (b)												
15.4	Medicare Supplement (b)												
15.5	Medicaid Title XIX (b)												
15.6	Medicare Title XVIII (b).....												
15.7	Long-Term Care (b)												
15.8	Federal Employees Health Benefits Plan (b)												
15.9	Other Health (b)												
16.	Workers' Compensation												
17.1	Other Liability - Occurrence	3,460,863	3,490,911		1,510,936	1,231,079	817,194	6,783,283	403,897	620,996	1,205,842	779,623	76
17.2	Other Liability - Claims-Made	3,586,234	4,527,391		2,176,119	5,170,002	5,016,168	6,373,092	58,118	429,809	906,528	1,005,166	1
17.3	Excess Workers' Compensation												
18.1	Products Liability - Occurrence	377,289	117,302		283,523		72,604	653,869		(35,707)	396,397	63,673	8
18.2	Products Liability - Claims-Made	257,669	303,435		139,119							79,959	1
19.1	Private Passenger Auto No-Fault (Personal Injury Protection)												
19.2	Other Private Passenger Auto Liability												
19.3	Commercial Auto No-Fault (Personal Injury Protection)	427	267		160		52	52		6	6	85	
19.4	Other Commercial Auto Liability	302,722	293,701		124,292		(21,379)	403,629	(2,753)	(4,193)	8,157	77,385	
21.1	Private Passenger Auto Physical Damage												
21.2	Commercial Auto Physical Damage	6,044	3,777		2,267		(27)	(27)		2	19	1,209	
22.	Aircraft (all perils)												
23.	Fidelity												
24.	Surety	289	1,511		234	3,390	3,044	195		(363)	249	87	
26.	Burglary and Theft												
27.	Boiler and Machinery	5,923	6,387		1,955	9,210	9,005	105		8	17	1,187	
28.	Credit	14,969	11,580		24,144		(15,427)						
29.	International												
30.	Warranty	4,320	2,225		2,095		(67)	68				1,350	
31.	Reins nonproportional assumed property	XXX	XXX	XXX	XXX	XXX	XXX	XXX	XXX	XXX	XXX	XXX	XXX
32.	Reins nonproportional assumed liability	XXX	XXX	XXX	XXX	XXX	XXX	XXX	XXX	XXX	XXX	XXX	XXX
33.	Reins nonproportional assumed financial lines	XXX	XXX	XXX	XXX	XXX	XXX	XXX	XXX	XXX	XXX	XXX	XXX
34.	Aggregate Write-Ins for Other Lines of Business												
35.	Total (a)	13,246,277	14,421,261		6,723,225	7,750,225	8,240,930	18,665,746	636,885	1,153,937	3,340,063	3,320,688	(7,295)
DETAILS OF WRITE-INS													
3401.												
3402.												
3403.												
3498.	Summary of remaining write-ins for Line 34 from overflow page												
3499.	Totals (Lines 3401 thru 3403 plus 3498)(Line 34 above)												

(a) Finance and service charges not included in Lines 1 to 35 \$

(b) For health business on indicated lines report: Number of persons insured under PPO managed care products and number of persons insured under indemnity only products



ANNUAL STATEMENT FOR THE YEAR 2023 OF THE SCOTTSDALE INSURANCE COMPANY

EXHIBIT OF PREMIUMS AND LOSSES (Statutory Page 14)

NAIC Group Code 0140

BUSINESS IN THE STATE OF Kentucky

DURING THE YEAR 2023

NAIC Company Code 41297

Line of Business		Gross Premiums, Including Policy and Membership Fees, Less Return Premiums and Premiums on Policies not Taken		3 Dividends Paid or Credited to Policyholders on Direct Business	4 Direct Unearned Premium Reserves	5 Direct Losses Paid (deducting salvage)	6 Direct Losses Incurred	7 Direct Losses Unpaid	8 Direct Defense and Cost Containment Expense Paid	9 Direct Defense and Cost Containment Expense Incurred	10 Direct Defense and Cost Containment Expense Unpaid	11 Commissions and Brokerage Expenses	12 Taxes, Licenses and Fees
		1 Direct Premiums Written	2 Direct Premiums Earned										
1.	Fire	182,257	187,887		65,965	363	12,339	80,083	6,667	4,741	9,753	41,379	(4,496)
2.1	Allied Lines	1,473,390	1,354,970		765,803	429,234	531,562	311,650	7,174	19,869	32,713	397,512	6
2.2	Multiple Peril Crop												
2.3	Federal Flood												
2.4	Private Crop												
2.5	Private Flood												
3.	Farmowners Multiple Peril	46,835	50,184		26,237	51,641	56,188	9,886		626	1,522	10,538	
4.	Homeowners Multiple Peril	54,859	79,967		18,464	200,576	204,455	18,565	347	(1,835)	2,554	12,348	1
5.1	Commercial Multiple Peril (Non-Liability Portion)	3,338,616	3,395,923		1,453,085	2,734,507	3,138,891	768,924	38,493	82,698	97,486	721,932	23
5.2	Commercial Multiple Peril (Liability Portion)	1,415,346	1,523,906		514,819	468,922	545,858	1,904,649	55,454	(33,433)	492,648	351,255	14
6.	Mortgage Guaranty												
8.	Ocean Marine	26,937	27,135		9,933	77,025	141,554	100,405		(814)	580	8,068	
9.	Inland Marine	345,289	320,850		87,604	73,116	74,137	9,052		4,922	6,295	74,585	3
10.	Financial Guaranty												
11.1	Medical Professional Liability - Occurrence												
11.2	Medical Professional Liability - Claims-Made												
12.	Earthquake	8	140		2		30	47		(1)		2	
13.1	Comprehensive (hospital and medical) ind (b)												
13.2	Comprehensive (hospital and medical) group (b)												
14.	Credit A&H (Group and Individual)												
15.1	Vision Only (b).....												
15.2	Dental Only (b)												
15.3	Disability Income (b)												
15.4	Medicare Supplement (b)												
15.5	Medicaid Title XIX (b)												
15.6	Medicare Title XVIII (b).....												
15.7	Long-Term Care (b)												
15.8	Federal Employees Health Benefits Plan (b)												
15.9	Other Health (b)												
16.	Workers' Compensation												
17.1	Other Liability - Occurrence	3,363,968	3,591,990		1,393,030	3,402,736	1,141,114	5,882,794	425,006	372,985	1,152,034	712,409	49
17.2	Other Liability - Claims-Made	3,908,449	3,728,481		2,242,322	402,502	1,661,420	3,755,787	72,723	220,443	664,396	910,625	(12,169)
17.3	Excess Workers' Compensation												
18.1	Products Liability - Occurrence	90,369	61,624		51,332		(62,197)	1,300,471	32,955	(60,494)	788,920	18,812	
18.2	Products Liability - Claims-Made	30,870	19,157		11,713							8,798	
19.1	Private Passenger Auto No-Fault (Personal Injury Protection)												
19.2	Other Private Passenger Auto Liability												
19.3	Commercial Auto No-Fault (Personal Injury Protection)						(41)	29		(1)	7		
19.4	Other Commercial Auto Liability	608,566	914,898		243,756	1,000	847,675	1,597,603	7,926	10,357	65,693	78,380	
21.1	Private Passenger Auto Physical Damage												
21.2	Commercial Auto Physical Damage						(1,205)	1,788		(1,216)	784		
22.	Aircraft (all perils)												
23.	Fidelity												
24.	Surety	4,693	5,379		1,022	15,077	14,840	432		(273)	319	1,408	
26.	Burglary and Theft												
27.	Boiler and Machinery	26,013	29,484		10,604	9,595	8,933	713		24	68	5,440	
28.	Credit	37,389	24,992		72,793	12,432	(26,841)					1	
29.	International												
30.	Warranty	1,319	5,872		192	15,434	15,063	156				411	
31.	Reins nonproportional assumed property	XXX	XXX	XXX	XXX	XXX	XXX	XXX	XXX	XXX	XXX	XXX	XXX
32.	Reins nonproportional assumed liability	XXX	XXX	XXX	XXX	XXX	XXX	XXX	XXX	XXX	XXX	XXX	XXX
33.	Reins nonproportional assumed financial lines	XXX	XXX	XXX	XXX	XXX	XXX	XXX	XXX	XXX	XXX	XXX	XXX
34.	Aggregate Write-Ins for Other Lines of Business												
35.	Total (a)	14,955,173	15,322,840		6,968,675	7,894,160	8,303,774	15,743,032	646,747	618,599	3,315,773	3,353,905	(16,569)
DETAILS OF WRITE-INS													
3401.												
3402.												
3403.												
3498.	Summary of remaining write-ins for Line 34 from overflow page												
3499.	Totals (Lines 3401 thru 3403 plus 3498)(Line 34 above)												

(a) Finance and service charges not included in Lines 1 to 35 \$

(b) For health business on indicated lines report: Number of persons insured under PPO managed care products and number of persons insured under indemnity only products



ANNUAL STATEMENT FOR THE YEAR 2023 OF THE SCOTTSDALE INSURANCE COMPANY

EXHIBIT OF PREMIUMS AND LOSSES (Statutory Page 14)

NAIC Group Code 0140

BUSINESS IN THE STATE OF Louisiana

DURING THE YEAR 2023

NAIC Company Code 41297

Line of Business	Gross Premiums, Including Policy and Membership Fees, Less Return Premiums and Premiums on Policies not Taken		3 Dividends Paid or Credited to Policyholders on Direct Business	4 Direct Unearned Premium Reserves	5 Direct Losses Paid (deducting salvage)	6 Direct Losses Incurred	7 Direct Losses Unpaid	8 Direct Defense and Cost Containment Expense Paid	9 Direct Defense and Cost Containment Expense Incurred	10 Direct Defense and Cost Containment Expense Unpaid	11 Commissions and Brokerage Expenses	12 Taxes, Licenses and Fees
	1 Direct Premiums Written	2 Direct Premiums Earned										
1. Fire	2,366,933	3,182,067		1,015,029	13,102,059	13,405,351	11,871,049	944,667	(353,054)	2,239,986	729,924	(44,213)
2.1 Allied Lines	15,876,775	13,826,526		7,540,214	9,399,116	(4,548,160)	23,934,235	448,741	(1,032,299)	1,413,930	3,896,304	122
2.2 Multiple Peril Crop												
2.3 Federal Flood												
2.4. Private Crop												
2.5 Private Flood		372		153			30		1		139	
3. Farmowners Multiple Peril	23,030	17,808		18,909	93,765	101,656	10,450		(648)	377	5,182	
4. Homeowners Multiple Peril	1,277,551	2,020,959		780,212	8,125,770	8,912,051	9,555,362	413,879	(748,156)	831,539	387,461	10
5.1 Commercial Multiple Peril (Non-Liability Portion)	16,551,113	18,808,621		6,961,832	32,226,701	30,976,708	31,219,518	1,366,704	(468,043)	3,182,022	4,387,211	353
5.2 Commercial Multiple Peril (Liability Portion)	7,081,906	8,093,226		2,536,402	4,326,101	4,284,720	15,370,910	1,406,739	549,459	3,591,408	1,978,202	153
6. Mortgage Guaranty												
8. Ocean Marine	40,608	39,579		26,538	13,330	6,229	12,735		(491)	852	12,171	
9. Inland Marine	2,488,430	2,573,966		1,189,623	1,112,512	1,226,020	541,575	24,151	86,400	102,796	531,152	37
10. Financial Guaranty												
11.1 Medical Professional Liability - Occurrence												
11.2 Medical Professional Liability - Claims-Made						(174)	128		(20)	129		
12. Earthquake	650	698		180		425	675		(16)	38	172	
13.1 Comprehensive (hospital and medical) ind (b)												
13.2 Comprehensive (hospital and medical) group (b)												
14. Credit A&H (Group and Individual)												
15.1 Vision Only (b).....												
15.2 Dental Only (b)												
15.3 Disability Income (b)												
15.4 Medicare Supplement (b)												
15.5 Medicaid Title XIX (b)												
15.6 Medicare Title XVIII (b).....												
15.7 Long-Term Care (b)												
15.8 Federal Employees Health Benefits Plan (b)												
15.9 Other Health (b)												
16. Workers' Compensation												
17.1 Other Liability - Occurrence	31,758,307	34,729,668		12,272,002	47,966,426	43,907,902	76,306,156	3,352,790	3,299,634	14,896,456	7,974,890	302
17.2 Other Liability - Claims-Made	6,701,808	7,274,801		2,694,445	515,000	1,129,646	7,820,976	357,973	170,429	2,473,595	1,966,176	
17.3 Excess Workers' Compensation												
18.1 Products Liability - Occurrence	106,731	108,391		39,704	979,727	926,649	2,462,211	569,008	269,619	1,791,883	20,666	3
18.2 Products Liability - Claims-Made												
19.1 Private Passenger Auto No-Fault (Personal Injury Protection)												
19.2 Other Private Passenger Auto Liability						188,171	188,171					
19.3 Commercial Auto No-Fault (Personal Injury Protection)												
19.4 Other Commercial Auto Liability	8,060,189	9,906,114		2,735,479	5,977,163	5,565,686	19,682,060	821,916	556,008	1,475,376	1,931,393	27
21.1 Private Passenger Auto Physical Damage												
21.2 Commercial Auto Physical Damage	378,863	626,231		74,412	132,191	122,448	13,809	62,026	(31,803)	57,034	72,767	5
22. Aircraft (all perils)												
23. Fidelity												
24. Surety	1,338	709		675		(58)	51		(40)	44	401	
26. Burglary and Theft		105				(54)	12		(82)	34		
27. Boiler and Machinery	107,473	107,354		57,320	38,876	(106,761)	8,470	3,973	(25,523)	1,205	22,237	1
28. Credit	115,952	74,916		187,226	13,765	(70,081)					3	
29. International												
30. Warranty	285,291	309,022		189,728	154,355	101,993	8,337				89,157	
31. Reins nonproportional assumed property	XXX	XXX	XXX	XXX	XXX	XXX	XXX	XXX	XXX	XXX	XXX	XXX
32. Reins nonproportional assumed liability	XXX	XXX	XXX	XXX	XXX	XXX	XXX	XXX	XXX	XXX	XXX	XXX
33. Reins nonproportional assumed financial lines	XXX	XXX	XXX	XXX	XXX	XXX	XXX	XXX	XXX	XXX	XXX	XXX
34. Aggregate Write-Ins for Other Lines of Business												
35. Total (a)	93,223,475	101,701,136		38,320,083	124,176,857	106,130,396	201,006,918	9,772,566	2,271,374	32,058,705	24,005,607	(43,200)
DETAILS OF WRITE-INS												
3401.												
3402.												
3403.												
3498. Summary of remaining write-ins for Line 34 from overflow page												
3499. Totals (Lines 3401 thru 3403 plus 3498)(Line 34 above)												

(a) Finance and service charges not included in Lines 1 to 35 \$

(b) For health business on indicated lines report: Number of persons insured under PPO managed care products and number of persons insured under indemnity only products



ANNUAL STATEMENT FOR THE YEAR 2023 OF THE SCOTTSDALE INSURANCE COMPANY

EXHIBIT OF PREMIUMS AND LOSSES (Statutory Page 14)

NAIC Group Code 0140

BUSINESS IN THE STATE OF Maine

DURING THE YEAR 2023

NAIC Company Code 41297

Line of Business		Gross Premiums, Including Policy and Membership Fees, Less Return Premiums and Premiums on Policies not Taken		3	4	5	6	7	8	9	10	11	12
		1 Direct Premiums Written	2 Direct Premiums Earned										
1.	Fire	98,989	101,636		55,235		10,382	23,095		(131)	1,397	21,958	(1,488)
2.1	Allied Lines	359,790	451,995		195,363	12,532	132,193	205,804	62	1,989	7,711	84,537	16
2.2	Multiple Peril Crop												
2.3	Federal Flood												
2.4	Private Crop												
2.5	Private Flood												
3.	Farmowners Multiple Peril												
4.	Homeowners Multiple Peril	261,855	257,975		132,232		19,409	38,275		(1,444)	3,280	59,828	47
5.1	Commercial Multiple Peril (Non-Liability Portion)	998,152	998,810		443,516	474,825	320,890	463,721	7,132	(1,502)	18,870	218,946	
5.2	Commercial Multiple Peril (Liability Portion)	509,121	493,081		201,737	868,461	807,294	545,873	44,888	4,314	177,420	118,917	
6.	Mortgage Guaranty												
8.	Ocean Marine	2,825	1,610		1,632	14,309	13,387	759		(206)	55	2,781	
9.	Inland Marine	66,387	82,590		35,191		719	604		1,346	1,678	15,761	10
10.	Financial Guaranty												
11.1	Medical Professional Liability - Occurrence												
11.2	Medical Professional Liability - Claims-Made												
12.	Earthquake	16	264		11		151	208		12	13	4	
13.1	Comprehensive (hospital and medical) ind (b)												
13.2	Comprehensive (hospital and medical) group (b)												
14.	Credit A&H (Group and Individual)												
15.1	Vision Only (b).....												
15.2	Dental Only (b)												
15.3	Disability Income (b)												
15.4	Medicare Supplement (b)												
15.5	Medicaid Title XIX (b)												
15.6	Medicare Title XVIII (b).....												
15.7	Long-Term Care (b)												
15.8	Federal Employees Health Benefits Plan (b)												
15.9	Other Health (b)												
16.	Workers' Compensation												
17.1	Other Liability - Occurrence	740,311	773,305		328,484	5,791	(163,505)	1,060,067	8,900	4,980	166,688	153,975	54
17.2	Other Liability - Claims-Made	286,081	469,620		304,235		168,926	568,788		67,058	212,601	74,273	
17.3	Excess Workers' Compensation												
18.1	Products Liability - Occurrence	11,968	11,892		4,814		(32,450)	159,452		(38,857)	113,110	2,394	
18.2	Products Liability - Claims-Made												
19.1	Private Passenger Auto No-Fault (Personal Injury Protection)												
19.2	Other Private Passenger Auto Liability												
19.3	Commercial Auto No-Fault (Personal Injury Protection)												
19.4	Other Commercial Auto Liability	11,898	10,525		4,077	4,000,000	3,988,691	34,999	21,612	(20,895)	2,105	2,278	
21.1	Private Passenger Auto Physical Damage												
21.2	Commercial Auto Physical Damage	1,000	542		458		17	(4)		(49)	26	220	
22.	Aircraft (all perils)												
23.	Fidelity												
24.	Surety	410	149		261		10	10		1	1	123	
26.	Burglary and Theft												
27.	Boiler and Machinery	12,900	17,925		5,114		(759)	204		13	42	2,601	
28.	Credit	5,752			7,788		(17,262)						1
29.	International												
30.	Warranty	17,931	33,484		27,654	15,092	11,810	728				5,603	
31.	Reins nonproportional assumed property	XXX	XXX	XXX	XXX	XXX	XXX	XXX	XXX	XXX	XXX	XXX	XXX
32.	Reins nonproportional assumed liability	XXX	XXX	XXX	XXX	XXX	XXX	XXX	XXX	XXX	XXX	XXX	XXX
33.	Reins nonproportional assumed financial lines	XXX	XXX	XXX	XXX	XXX	XXX	XXX	XXX	XXX	XXX	XXX	XXX
34.	Aggregate Write-Ins for Other Lines of Business												
35.	Total (a)	3,385,386	3,713,191		1,756,335	5,391,009	5,259,903	3,102,582	82,595	16,627	704,999	764,200	(1,360)
DETAILS OF WRITE-INS													
3401.												
3402.												
3403.												
3498.	Summary of remaining write-ins for Line 34 from overflow page												
3499.	Totals (Lines 3401 thru 3403 plus 3498)(Line 34 above)												

(a) Finance and service charges not included in Lines 1 to 35 \$

(b) For health business on indicated lines report: Number of persons insured under PPO managed care products and number of persons insured under indemnity only products



ANNUAL STATEMENT FOR THE YEAR 2023 OF THE SCOTTSDALE INSURANCE COMPANY

EXHIBIT OF PREMIUMS AND LOSSES (Statutory Page 14)

NAIC Group Code 0140

BUSINESS IN THE STATE OF Maryland

DURING THE YEAR 2023

NAIC Company Code 41297

Line of Business		Gross Premiums, Including Policy and Membership Fees, Less Return Premiums and Premiums on Policies not Taken		3	4	5	6	7	8	9	10	11	12
		1 Direct Premiums Written	2 Direct Premiums Earned										
1.	Fire	468,852	456,961		198,948	590,749	593,341	47,413	3,690	2,606	6,393	105,013	(2,925)
2.1	Allied Lines	2,033,067	1,796,520		965,936	1,028,628	687,901	614,226	23,809	17,171	48,581	583,450	117
2.2	Multiple Peril Crop												
2.3	Federal Flood												
2.4	Private Crop												
2.5	Private Flood		11				3	7					
3.	Farmowners Multiple Peril	(2,787)	(1,499)		1,959		(430)	262		(38)	37	(627)	
4.	Homeowners Multiple Peril	943,929	941,016		498,616	27,915	1,416	78,538	118	(8,004)	8,361	212,432	160
5.1	Commercial Multiple Peril (Non-Liability Portion)	3,128,715	3,025,100		1,488,288	3,653,014	2,708,275	906,500	61,196	41,119	84,762	736,205	367
5.2	Commercial Multiple Peril (Liability Portion)	1,721,233	1,802,869		669,852	961,837	977,593	2,652,450	122,622	94,406	674,418	366,422	149
6.	Mortgage Guaranty												
8.	Ocean Marine	254,536	301,707		120,345	69,389	11,652	80,758		(4,125)	6,359	76,684	147
9.	Inland Marine	651,904	682,428		318,226	211,432	342,161	348,793		8,540	18,958	162,034	23
10.	Financial Guaranty												
11.1	Medical Professional Liability - Occurrence												
11.2	Medical Professional Liability - Claims-Made						(597)	523		(96)	298		
12.	Earthquake	1,015	751		426		86	174		(5)	9	269	
13.1	Comprehensive (hospital and medical) ind (b)												
13.2	Comprehensive (hospital and medical) group (b)												
14.	Credit A&H (Group and Individual)												
15.1	Vision Only (b).....												
15.2	Dental Only (b)												
15.3	Disability Income (b)												
15.4	Medicare Supplement (b)												
15.5	Medicaid Title XIX (b)												
15.6	Medicare Title XVIII (b).....												
15.7	Long-Term Care (b)												
15.8	Federal Employees Health Benefits Plan (b)												
15.9	Other Health (b)												
16.	Workers' Compensation												
17.1	Other Liability - Occurrence	7,466,636	7,463,746		3,481,958	2,580,605	9,762,744	18,976,842	476,402	45,960	2,090,354	1,709,064	904
17.2	Other Liability - Claims-Made	5,098,205	6,062,484		2,790,642	1,307,500	2,671,091	8,550,721	305,890	359,969	1,698,990	1,158,626	28
17.3	Excess Workers' Compensation												
18.1	Products Liability - Occurrence	111,502	109,347		23,826	28,500	109,417	1,074,110	28,850	(48,838)	701,700	22,043	2
18.2	Products Liability - Claims-Made	1,948	243		1,704							555	
19.1	Private Passenger Auto No-Fault (Personal Injury Protection)												
19.2	Other Private Passenger Auto Liability												
19.3	Commercial Auto No-Fault (Personal Injury Protection)	(13)	(13)				(3,914)	1,453		(381)	225	(3)	
19.4	Other Commercial Auto Liability	574,035	622,487		244,519		27,952	797,539	12,119	(67,574)	51,696	117,554	19
21.1	Private Passenger Auto Physical Damage												
21.2	Commercial Auto Physical Damage	(781)	(781)				21,117	24,718		(3,649)	3,410	(156)	(1)
22.	Aircraft (all perils)												
23.	Fidelity												
24.	Surety	12,080	12,468		8,400		(1,165)	960		(832)	947	3,624	
26.	Burglary and Theft	2,901	2,780		984			985		255	985		
27.	Boiler and Machinery	27,789	39,587		13,169		(823)	1,367		72	149	5,638	4
28.	Credit	36,032	34,930		70,526		(68,982)					1	4
29.	International												
30.	Warranty		6,027		1,218	1,307	761	181		7			
31.	Reins nonproportional assumed property	XXX	XXX	XXX	XXX	XXX	XXX	XXX	XXX	XXX	XXX	XXX	XXX
32.	Reins nonproportional assumed liability	XXX	XXX	XXX	XXX	XXX	XXX	XXX	XXX	XXX	XXX	XXX	XXX
33.	Reins nonproportional assumed financial lines	XXX	XXX	XXX	XXX	XXX	XXX	XXX	XXX	XXX	XXX	XXX	XXX
34.	Aggregate Write-Ins for Other Lines of Business												
35.	Total (a)	22,530,797	23,359,167		10,898,680	10,460,877	17,840,583	34,158,520	1,034,695	436,561	5,395,905	5,259,700	(1,000)
DETAILS OF WRITE-INS													
3401.												
3402.												
3403.												
3498.	Summary of remaining write-ins for Line 34 from overflow page												
3499.	Totals (Lines 3401 thru 3403 plus 3498)(Line 34 above)												

(a) Finance and service charges not included in Lines 1 to 35 \$ 15

(b) For health business on indicated lines report: Number of persons insured under PPO managed care products and number of persons insured under indemnity only products



ANNUAL STATEMENT FOR THE YEAR 2023 OF THE SCOTTSDALE INSURANCE COMPANY

EXHIBIT OF PREMIUMS AND LOSSES (Statutory Page 14)

NAIC Group Code 0140

BUSINESS IN THE STATE OF Massachusetts

DURING THE YEAR 2023

NAIC Company Code 41297

Line of Business		Gross Premiums, Including Policy and Membership Fees, Less Return Premiums and Premiums on Policies not Taken		3 Dividends Paid or Credited to Policyholders on Direct Business	4 Direct Unearned Premium Reserves	5 Direct Losses Paid (deducting salvage)	6 Direct Losses Incurred	7 Direct Losses Unpaid	8 Direct Defense and Cost Containment Expense Paid	9 Direct Defense and Cost Containment Expense Incurred	10 Direct Defense and Cost Containment Expense Unpaid	11 Commissions and Brokerage Expenses	12 Taxes, Licenses and Fees
		1 Direct Premiums Written	2 Direct Premiums Earned										
1.	Fire	826,809	770,532		393,643	804,770	1,953,537	1,218,772	5,056	15,581	18,484	315,279	(10,248)
2.1	Allied Lines	2,500,304	2,421,354		1,102,906	389,642	432,825	824,597	50,739	39,510	111,603	611,208	7
2.2	Multiple Peril Crop												
2.3	Federal Flood												
2.4	Private Crop												
2.5	Private Flood	260	297				56	75		2	5	69	
3.	Farmowners Multiple Peril	10,040	7,720		5,553	267	675	5			66	2,259	
4.	Homeowners Multiple Peril	4,396,484	4,281,722		2,181,687	1,641,471	1,408,849	812,946	67,063	26,345	48,225	1,042,146	17
5.1	Commercial Multiple Peril (Non-Liability Portion)	7,116,038	6,150,784		3,238,422	5,257,290	8,519,146	4,156,994	33,701	88,869	131,344	1,539,769	32
5.2	Commercial Multiple Peril (Liability Portion)	3,920,379	3,948,541		1,457,763	2,705,699	1,858,176	5,501,902	290,183	(32,525)	1,210,954	906,281	15
6.	Mortgage Guaranty												
8.	Ocean Marine	1,708,000	1,658,932		693,832	186,080	(67,852)	507,561		(23,774)	29,775	512,922	
9.	Inland Marine	1,606,750	2,574,798		819,444	298,873	880,029	1,497,850	1,423	46,279	75,241	468,599	5
10.	Financial Guaranty												
11.1	Medical Professional Liability - Occurrence												
11.2	Medical Professional Liability - Claims-Made												
12.	Earthquake	5,260	4,799		1,400		448	1,682		93	118	1,394	
13.1	Comprehensive (hospital and medical) ind (b)												
13.2	Comprehensive (hospital and medical) group (b)												
14.	Credit A&H (Group and Individual)												
15.1	Vision Only (b).....												
15.2	Dental Only (b)												
15.3	Disability Income (b)												
15.4	Medicare Supplement (b)												
15.5	Medicaid Title XIX (b)												
15.6	Medicare Title XVIII (b).....												
15.7	Long-Term Care (b)												
15.8	Federal Employees Health Benefits Plan (b)												
15.9	Other Health (b)												
16.	Workers' Compensation					(5,580)	(5,580)						
17.1	Other Liability - Occurrence	12,317,033	12,693,224		5,640,339	5,042,008	7,887,491	22,626,300	652,241	636,521	3,588,646	2,755,017	44
17.2	Other Liability - Claims-Made	10,525,794	12,446,346		6,213,130	38,070	1,505,110	13,501,065	165,223	1,366,917	4,996,664	2,825,492	27
17.3	Excess Workers' Compensation												
18.1	Products Liability - Occurrence	62,531	162,071		82,180	190,000	(340,809)	1,301,252	160,201	(344,013)	699,603	2,324	1
18.2	Products Liability - Claims-Made	682,539	656,732		531,849							205,404	
19.1	Private Passenger Auto No-Fault (Personal Injury Protection)												
19.2	Other Private Passenger Auto Liability												
19.3	Commercial Auto No-Fault (Personal Injury Protection)												
19.4	Other Commercial Auto Liability	1,189,895	1,134,461		485,969		559,700	1,209,563		23,639	41,805	228,169	
21.1	Private Passenger Auto Physical Damage												
21.2	Commercial Auto Physical Damage						4	6		(46)	10		
22.	Aircraft (all perils)												
23.	Fidelity												
24.	Surety	3,272	3,270		1,552		(104)	249		(170)	215	982	
26.	Burglary and Theft						(2)					(2,707)	
27.	Boiler and Machinery	86,479	82,789		39,001	85,219	83,929	1,267		26	100	18,190	
28.	Credit		69			471	(31)						
29.	International												
30.	Warranty	11,938	10,799		1,139	4,527	4,859	331		1		3,730	
31.	Reins nonproportional assumed property	XXX	XXX	XXX	XXX	XXX	XXX	XXX	XXX	XXX	XXX	XXX	XXX
32.	Reins nonproportional assumed liability	XXX	XXX	XXX	XXX	XXX	XXX	XXX	XXX	XXX	XXX	XXX	XXX
33.	Reins nonproportional assumed financial lines	XXX	XXX	XXX	XXX	XXX	XXX	XXX	XXX	XXX	XXX	XXX	XXX
34.	Aggregate Write-Ins for Other Lines of Business												
35.	Total (a)	46,969,804	49,009,241		22,890,279	16,638,069	24,680,050	53,163,088	1,425,829	1,843,258	10,952,857	11,436,526	(10,100)
DETAILS OF WRITE-INS													
3401.												
3402.												
3403.												
3498.	Summary of remaining write-ins for Line 34 from overflow page												
3499.	Totals (Lines 3401 thru 3403 plus 3498)(Line 34 above)												

(a) Finance and service charges not included in Lines 1 to 35 \$ 135

(b) For health business on indicated lines report: Number of persons insured under PPO managed care products and number of persons insured under indemnity only products



ANNUAL STATEMENT FOR THE YEAR 2023 OF THE SCOTTSDALE INSURANCE COMPANY

EXHIBIT OF PREMIUMS AND LOSSES (Statutory Page 14)

NAIC Group Code 0140

BUSINESS IN THE STATE OF Michigan

DURING THE YEAR 2023

NAIC Company Code 41297

Line of Business		Gross Premiums, Including Policy and Membership Fees, Less Return Premiums and Premiums on Policies not Taken		3 Dividends Paid or Credited to Policyholders on Direct Business	4 Direct Unearned Premium Reserves	5 Direct Losses Paid (deducting salvage)	6 Direct Losses Incurred	7 Direct Losses Unpaid	8 Direct Defense and Cost Containment Expense Paid	9 Direct Defense and Cost Containment Expense Incurred	10 Direct Defense and Cost Containment Expense Unpaid	11 Commissions and Brokerage Expenses	12 Taxes, Licenses and Fees
		1 Direct Premiums Written	2 Direct Premiums Earned										
1.	Fire	350,359	313,489		185,396	100,283	124,212	19,549		107	3,629	76,436	(8,750)
2.1	Allied Lines	2,250,614	2,190,774		887,170	820,174	(53,900)	4,663,413	40,585	76,677	73,611	594,586	
2.2	Multiple Peril Crop												
2.3	Federal Flood												
2.4	Private Crop												
2.5	Private Flood	13	13		10		3	3				3	
3.	Farmowners Multiple Peril	105,724	121,345		51,907	4,831	8,052	11,226		(36)	1,407	23,789	
4.	Homeowners Multiple Peril	620,426	502,210		407,117	60,268	66,444	47,379	10,220	4,478	5,649	139,605	
5.1	Commercial Multiple Peril (Non-Liability Portion)	2,500,267	2,210,826		1,213,985	226,963	289,207	344,085	12,402	15,629	30,482	531,346	
5.2	Commercial Multiple Peril (Liability Portion)	1,445,117	1,390,790		575,250	1,132,015	131,456	1,178,693	185,553	(17,661)	429,336	291,224	
6.	Mortgage Guaranty												
8.	Ocean Marine	60,600	50,912		36,979	65,359	17,572	33,288		(1,759)	1,360	18,721	
9.	Inland Marine	625,930	751,335		265,417	38,940	163,949	134,885		8,926	10,813	150,079	
10.	Financial Guaranty												
11.1	Medical Professional Liability - Occurrence												
11.2	Medical Professional Liability - Claims-Made												
12.	Earthquake	703	1,063		166		(13,250)	1,570		(211)	116	187	
13.1	Comprehensive (hospital and medical) ind (b)												
13.2	Comprehensive (hospital and medical) group (b)												
14.	Credit A&H (Group and Individual)												
15.1	Vision Only (b).....												
15.2	Dental Only (b)												
15.3	Disability Income (b)												
15.4	Medicare Supplement (b)												
15.5	Medicaid Title XIX (b)												
15.6	Medicare Title XVIII (b).....												
15.7	Long-Term Care (b)												
15.8	Federal Employees Health Benefits Plan (b)												
15.9	Other Health (b)												
16.	Workers' Compensation												
17.1	Other Liability - Occurrence	7,012,060	7,211,902		3,409,152	3,986,313	1,746,880	10,630,705	184,308	211,880	1,815,364	1,541,524	
17.2	Other Liability - Claims-Made	6,947,943	6,592,367		4,577,042	1,012,339	3,104,803	16,754,875	222,055	433,198	2,652,282	1,485,893	
17.3	Excess Workers' Compensation												
18.1	Products Liability - Occurrence	332,928	327,873		34,001	22,100	(203,093)	1,069,781	24,794	(338,973)	698,628	60,150	
18.2	Products Liability - Claims-Made	108,731	105,950		70,424							33,326	
19.1	Private Passenger Auto No-Fault (Personal Injury Protection)												
19.2	Other Private Passenger Auto Liability												
19.3	Commercial Auto No-Fault (Personal Injury Protection)		255				62	218		13	35		
19.4	Other Commercial Auto Liability	787,764	825,223		449,543		293,900	839,048		(7,243)	26,669	138,619	53,726
21.1	Private Passenger Auto Physical Damage												
21.2	Commercial Auto Physical Damage	2,888	5,365		120		82	(22)		(221)	240	505	
22.	Aircraft (all perils)												
23.	Fidelity												
24.	Surety	4,820	6,683		2,426	13,890	11,492	810		(1,939)	1,339	1,446	
26.	Burglary and Theft												
27.	Boiler and Machinery	25,741	24,518		11,807	13,378	6,379	1,819		84	265	5,554	
28.	Credit	150,279	106,679		229,495		(180,592)					4	
29.	International												
30.	Warranty	331,426	296,423		401,847	431,136	457,330	50,338				103,577	
31.	Reins nonproportional assumed property	XXX	XXX	XXX	XXX	XXX	XXX	XXX	XXX	XXX	XXX	XXX	XXX
32.	Reins nonproportional assumed liability	XXX	XXX	XXX	XXX	XXX	XXX	XXX	XXX	XXX	XXX	XXX	XXX
33.	Reins nonproportional assumed financial lines	XXX	XXX	XXX	XXX	XXX	XXX	XXX	XXX	XXX	XXX	XXX	XXX
34.	Aggregate Write-Ins for Other Lines of Business												
35.	Total (a)	23,664,334	23,035,973		12,809,253	7,927,987	5,970,988	35,781,665	679,916	382,962	5,751,237	5,196,573	44,976
DETAILS OF WRITE-INS													
3401.												
3402.												
3403.												
3498.	Summary of remaining write-ins for Line 34 from overflow page												
3499.	Totals (Lines 3401 thru 3403 plus 3498)(Line 34 above)												

(a) Finance and service charges not included in Lines 1 to 35 \$

(b) For health business on indicated lines report: Number of persons insured under PPO managed care products and number of persons insured under indemnity only products



ANNUAL STATEMENT FOR THE YEAR 2023 OF THE SCOTTSDALE INSURANCE COMPANY

EXHIBIT OF PREMIUMS AND LOSSES (Statutory Page 14)

NAIC Group Code 0140

BUSINESS IN THE STATE OF Minnesota

DURING THE YEAR 2023

NAIC Company Code 41297

Line of Business		Gross Premiums, Including Policy and Membership Fees, Less Return Premiums and Premiums on Policies not Taken		3	4	5	6	7	8	9	10	11	12
		1 Direct Premiums Written	2 Direct Premiums Earned										
1.	Fire	358,055	360,857		168,088	296,783	349,176	95,872	372	18,841	29,684	76,202	(5,643)
2.1	Allied Lines	1,797,849	1,526,276		972,242	137,442	296,097	486,701	86	23,069	49,031	456,107	5,302
2.2	Multiple Peril Crop												
2.3	Federal Flood												
2.4	Private Crop												
2.5	Private Flood												
3.	Farmowners Multiple Peril	20,798	27,641		12,902	92,107	98,184	8,996		2,480	3,005	4,680	71
4.	Homeowners Multiple Peril	590,052	630,089		322,071	1,119,730	921,308	275,175	10,716	35,422	81,386	132,780	3,052
5.1	Commercial Multiple Peril (Non-Liability Portion)	3,623,068	3,536,658		1,687,928	2,562,733	3,966,344	2,197,800	79,770	137,747	137,315	778,058	17,753
5.2	Commercial Multiple Peril (Liability Portion)	2,240,368	2,363,413		871,398	240,018	(11,526)	2,091,514	29,789	(82,554)	641,601	549,539	17,223
6.	Mortgage Guaranty												
8.	Ocean Marine	41,162	43,353		14,072	82,520	70,203	21,261		(1,505)	1,296	12,257	
9.	Inland Marine	506,991	697,728		156,470	387,090	436,416	119,529		11,149	17,652	113,583	2,322
10.	Financial Guaranty												
11.1	Medical Professional Liability - Occurrence												
11.2	Medical Professional Liability - Claims-Made												
12.	Earthquake	223	806		84		157	197		6	11	59	
13.1	Comprehensive (hospital and medical) ind (b)												
13.2	Comprehensive (hospital and medical) group (b)												
14.	Credit A&H (Group and Individual)												
15.1	Vision Only (b).....												
15.2	Dental Only (b)												
15.3	Disability Income (b)												
15.4	Medicare Supplement (b)												
15.5	Medicaid Title XIX (b)												
15.6	Medicare Title XVIII (b).....												
15.7	Long-Term Care (b)												
15.8	Federal Employees Health Benefits Plan (b)												
15.9	Other Health (b)												
16.	Workers' Compensation												
17.1	Other Liability - Occurrence	5,664,504	5,572,436		2,519,846	585,335	905,117	8,717,928	103,637	103,578	1,375,162	1,339,186	(43,918)
17.2	Other Liability - Claims-Made	7,680,774	7,436,537		3,272,160	135,306	3,339,349	11,442,370	125,363	295,870	2,076,560	1,633,673	
17.3	Excess Workers' Compensation												
18.1	Products Liability - Occurrence	90,351	92,827		32,656	696,448	759,497	1,232,947	37,632	(66,356)	702,560	18,070	71
18.2	Products Liability - Claims-Made	821,241	624,849		355,969				2,773	17,384	14,611	253,453	
19.1	Private Passenger Auto No-Fault (Personal Injury Protection)												
19.2	Other Private Passenger Auto Liability												
19.3	Commercial Auto No-Fault (Personal Injury Protection)	30,310	32,487				19,413	20,222		1,999	2,100	4,547	
19.4	Other Commercial Auto Liability	1,354,063	1,622,304		469,825	30,661	173,497	1,154,782	(8,972)	83,696	264,832		38
21.1	Private Passenger Auto Physical Damage												
21.2	Commercial Auto Physical Damage						120	(26)		(388)	217		
22.	Aircraft (all perils)												
23.	Fidelity												
24.	Surety	2,176	3,387		798		(566)	284		(256)	750	543	
26.	Burglary and Theft												
27.	Boiler and Machinery	16,045	21,245		7,947	12,822	12,504	296		11	31	3,266	266
28.	Credit	25,275	19,993		42,890		(30,118)					1	
29.	International												
30.	Warranty	71,935	64,768		100,506	40,632	31,526	3,260				22,480	
31.	Reins nonproportional assumed property	XXX	XXX	XXX	XXX	XXX	XXX	XXX	XXX	XXX	XXX	XXX	XXX
32.	Reins nonproportional assumed liability	XXX	XXX	XXX	XXX	XXX	XXX	XXX	XXX	XXX	XXX	XXX	XXX
33.	Reins nonproportional assumed financial lines	XXX	XXX	XXX	XXX	XXX	XXX	XXX	XXX	XXX	XXX	XXX	XXX
34.	Aggregate Write-Ins for Other Lines of Business												
35.	Total (a)	24,935,239	24,677,632		11,001,852	6,419,628	11,336,697	27,869,109	390,138	487,525	5,216,669	5,663,316	(3,466)
DETAILS OF WRITE-INS													
3401.												
3402.												
3403.												
3498.	Summary of remaining write-ins for Line 34 from overflow page												
3499.	Totals (Lines 3401 thru 3403 plus 3498)(Line 34 above)												

(a) Finance and service charges not included in Lines 1 to 35 \$

(b) For health business on indicated lines report: Number of persons insured under PPO managed care products and number of persons insured under indemnity only products



ANNUAL STATEMENT FOR THE YEAR 2023 OF THE SCOTTSDALE INSURANCE COMPANY

EXHIBIT OF PREMIUMS AND LOSSES (Statutory Page 14)

NAIC Group Code 0140

BUSINESS IN THE STATE OF Mississippi

DURING THE YEAR 2023

NAIC Company Code 41297

Line of Business		Gross Premiums, Including Policy and Membership Fees, Less Return Premiums and Premiums on Policies not Taken		3	4	5	6	7	8	9	10	11	12
		1	2										
		Direct Premiums Written	Direct Premiums Earned	Dividends Paid or Credited to Policyholders on Direct Business	Direct Unearned Premium Reserves	Direct Losses Paid (deducting salvage)	Direct Losses Incurred	Direct Losses Unpaid	Direct Defense and Cost Containment Expense Paid	Direct Defense and Cost Containment Expense Incurred	Direct Defense and Cost Containment Expense Unpaid	Commissions and Brokerage Expenses	Taxes, Licenses and Fees
1.	Fire	883,684	881,053		381,967	785,671	888,100	286,224	15,769	(662)	22,286	192,887	(6,011)
2.1	Allied Lines	3,026,668	2,783,163		1,380,595	1,657,441	2,227,763	1,112,444	12,933	18,213	79,308	791,213	(11)
2.2	Multiple Peril Crop												
2.3	Federal Flood												
2.4	Private Crop												
2.5	Private Flood												
3.	Farmowners Multiple Peril	14,287	17,717		2,494		2,162	7,580		(958)	334	3,215	
4.	Homeowners Multiple Peril	1,245,512	1,534,092		573,980	1,084,828	1,194,706	1,175,440	59,221	(205,411)	25,340	318,269	(33)
5.1	Commercial Multiple Peril (Non-Liability Portion)	4,293,484	4,552,085		2,082,336	1,786,795	1,682,097	1,704,053	32,889	14,104	204,614	931,828	(85)
5.2	Commercial Multiple Peril (Liability Portion)	1,629,733	1,842,684		631,162	435,687	899,636	2,564,999	113,895	62,671	585,779	417,848	(43)
6.	Mortgage Guaranty												
8.	Ocean Marine	3,379	9,475		1,122	2,522	(10,485)	3,545		(287)	313	999	
9.	Inland Marine	231,225	213,292		74,598	7,196	13,974	21,005	6,034	8,567	4,723	48,850	
10.	Financial Guaranty												
11.1	Medical Professional Liability - Occurrence												
11.2	Medical Professional Liability - Claims-Made												
12.	Earthquake	60	49		38		(50)	25		(13)	6	16	
13.1	Comprehensive (hospital and medical) ind (b)												
13.2	Comprehensive (hospital and medical) group (b)												
14.	Credit A&H (Group and Individual)												
15.1	Vision Only (b).....												
15.2	Dental Only (b)												
15.3	Disability Income (b)												
15.4	Medicare Supplement (b)												
15.5	Medicaid Title XIX (b)												
15.6	Medicare Title XVIII (b).....												
15.7	Long-Term Care (b)												
15.8	Federal Employees Health Benefits Plan (b)												
15.9	Other Health (b)												
16.	Workers' Compensation												
17.1	Other Liability - Occurrence	5,386,064	5,591,053		2,307,696	838,058	1,112,063	5,636,456	101,783	84,601	1,193,069	1,175,102	934
17.2	Other Liability - Claims-Made	1,025,287	913,950		349,272		17,414	960,470	1,438	91,937	426,979	260,420	
17.3	Excess Workers' Compensation												
18.1	Products Liability - Occurrence	27,859	42,205		5,311	100,000	154,331	835,209	95,616	4,696	468,427	5,009	(1)
18.2	Products Liability - Claims-Made	756,963	737,859		82,724	12,652	12,652					234,321	
19.1	Private Passenger Auto No-Fault (Personal Injury Protection)												
19.2	Other Private Passenger Auto Liability												
19.3	Commercial Auto No-Fault (Personal Injury Protection)												
19.4	Other Commercial Auto Liability	1,016,814	990,557		403,684	439,714	184,405	2,024,949	171,373	28,055	212,539	228,472	
21.1	Private Passenger Auto Physical Damage												
21.2	Commercial Auto Physical Damage	6,031	11,604		1,188	12,568	5,226	(790)	1,431	(5,252)	33,908	1,206	
22.	Aircraft (all perils)												
23.	Fidelity												
24.	Surety	234	2,693				(117)	168		(13)	260	70	
26.	Burglary and Theft						(4)	(1)					
27.	Boiler and Machinery	18,188	20,610		7,941	2,319	1,806	1,344	308	154	332	4,025	
28.	Credit	73,262	49,071		102,335	4,057	(71,729)					1	
29.	International												
30.	Warranty	12,470	25,497		22,901	4,650	(7,677)	577				3,897	
31.	Reins nonproportional assumed property	XXX	XXX	XXX	XXX	XXX	XXX	XXX	XXX	XXX	XXX	XXX	XXX
32.	Reins nonproportional assumed liability	XXX	XXX	XXX	XXX	XXX	XXX	XXX	XXX	XXX	XXX	XXX	XXX
33.	Reins nonproportional assumed financial lines	XXX	XXX	XXX	XXX	XXX	XXX	XXX	XXX	XXX	XXX	XXX	XXX
34.	Aggregate Write-Ins for Other Lines of Business												
35.	Total (a)	19,651,205	20,218,708		8,411,344	7,174,159	8,306,275	16,333,698	612,690	100,408	3,258,218	4,617,648	(5,250)
DETAILS OF WRITE-INS													
3401.												
3402.												
3403.												
3498.	Summary of remaining write-ins for Line 34 from overflow page												
3499.	Totals (Lines 3401 thru 3403 plus 3498)(Line 34 above)												

(a) Finance and service charges not included in Lines 1 to 35 \$

(b) For health business on indicated lines report: Number of persons insured under PPO managed care products and number of persons insured under indemnity only products



ANNUAL STATEMENT FOR THE YEAR 2023 OF THE SCOTTSDALE INSURANCE COMPANY

EXHIBIT OF PREMIUMS AND LOSSES (Statutory Page 14)

NAIC Group Code 0140

BUSINESS IN THE STATE OF Missouri

DURING THE YEAR 2023

NAIC Company Code 41297

Line of Business		Gross Premiums, Including Policy and Membership Fees, Less Return Premiums and Premiums on Policies not Taken		3 Dividends Paid or Credited to Policyholders on Direct Business	4 Direct Unearned Premium Reserves	5 Direct Losses Paid (deducting salvage)	6 Direct Losses Incurred	7 Direct Losses Unpaid	8 Direct Defense and Cost Containment Expense Paid	9 Direct Defense and Cost Containment Expense Incurred	10 Direct Defense and Cost Containment Expense Unpaid	11 Commissions and Brokerage Expenses	12 Taxes, Licenses and Fees
		1 Direct Premiums Written	2 Direct Premiums Earned										
1.	Fire	117,267	145,083		74,464	179,696	201,789	231,789	7,166	5,193	4,363	26,981	(22,000)
2.1	Allied Lines	2,047,097	1,616,465		1,094,897	815,654	840,398	682,467	225	7,573	34,162	543,043	
2.2	Multiple Peril Crop												
2.3	Federal Flood												
2.4	Private Crop												
2.5	Private Flood						(1)	5		(1)			
3.	Farmowners Multiple Peril	77,846	51,289		57,884	22,021	27,629	15,521	709	818	1,584	17,515	
4.	Homeowners Multiple Peril	500,007	517,083		263,482	134,063	239,192	180,112	6,413	8,694	13,848	112,392	
5.1	Commercial Multiple Peril (Non-Liability Portion)	4,265,829	3,248,811		2,388,636	1,268,075	1,330,655	1,447,175	14,116	18,222	52,796	893,676	
5.2	Commercial Multiple Peril (Liability Portion)	2,755,565	2,656,570		1,112,094	2,025,892	1,273,750	3,250,285	274,683	129,674	862,776	659,842	
6.	Mortgage Guaranty												
8.	Ocean Marine	16,643	16,136		9,659	20,882	3,517	9,555		(825)	598	5,029	
9.	Inland Marine	772,272	734,236		369,591	219,747	235,563	65,791	12,623	23,818	15,823	152,649	
10.	Financial Guaranty												
11.1	Medical Professional Liability - Occurrence												
11.2	Medical Professional Liability - Claims-Made												
12.	Earthquake	65	376		66		(413)	378		(54)	54	15	
13.1	Comprehensive (hospital and medical) ind (b)												
13.2	Comprehensive (hospital and medical) group (b)												
14.	Credit A&H (Group and Individual)												
15.1	Vision Only (b).....												
15.2	Dental Only (b)												
15.3	Disability Income (b)												
15.4	Medicare Supplement (b)												
15.5	Medicaid Title XIX (b)												
15.6	Medicare Title XVIII (b).....												
15.7	Long-Term Care (b)												
15.8	Federal Employees Health Benefits Plan (b)												
15.9	Other Health (b)												
16.	Workers' Compensation												
17.1	Other Liability - Occurrence	9,447,837	9,867,772		3,351,713	3,070,928	4,744,238	16,131,152	639,008	721,968	2,530,337	2,087,486	
17.2	Other Liability - Claims-Made	7,832,749	8,241,590		3,477,116	9,184,704	9,950,862	18,964,763	977,613	874,651	4,410,988	1,696,976	
17.3	Excess Workers' Compensation												
18.1	Products Liability - Occurrence	454,647	334,958		161,228	287,281	781,512	2,160,839	30,862	(121,189)	786,423	82,259	
18.2	Products Liability - Claims-Made	548,489	663,603		194,453	217,945	217,945			(19,224)		166,075	
19.1	Private Passenger Auto No-Fault (Personal Injury Protection)												
19.2	Other Private Passenger Auto Liability												
19.3	Commercial Auto No-Fault (Personal Injury Protection)												
19.4	Other Commercial Auto Liability	1,856,416	1,729,560		955,343	184,844	697,509	3,029,368	44,895	(50,924)	224,769	303,643	
21.1	Private Passenger Auto Physical Damage												
21.2	Commercial Auto Physical Damage	13,083	11,836		1,247	26,735	29,847	(1,358)		(6,149)	4,941	2,620	
22.	Aircraft (all perils)												
23.	Fidelity												
24.	Surety	1,620	3,466		700		(828)	395		(794)	598	486	
26.	Burglary and Theft												
27.	Boiler and Machinery	7,576	6,523		4,651		(786)	1,023		120	236	1,543	
28.	Credit	48,854	38,616		123,468		(55,752)					2	
29.	International												
30.	Warranty	836,931	860,793		792,075	700,886	662,293	25,590		1		261,872	
31.	Reins nonproportional assumed property	XXX	XXX	XXX	XXX	XXX	XXX	XXX	XXX	XXX	XXX	XXX	XXX
32.	Reins nonproportional assumed liability	XXX	XXX	XXX	XXX	XXX	XXX	XXX	XXX	XXX	XXX	XXX	XXX
33.	Reins nonproportional assumed financial lines	XXX	XXX	XXX	XXX	XXX	XXX	XXX	XXX	XXX	XXX	XXX	XXX
34.	Aggregate Write-Ins for Other Lines of Business												
35.	Total (a)	31,600,792	30,744,767		14,432,769	18,359,349	21,178,917	46,194,849	2,008,312	1,591,571	8,944,286	7,014,103	(22,000)
DETAILS OF WRITE-INS													
3401.												
3402.												
3403.												
3498.	Summary of remaining write-ins for Line 34 from overflow page												
3499.	Totals (Lines 3401 thru 3403 plus 3498)(Line 34 above)												

(a) Finance and service charges not included in Lines 1 to 35 \$

(b) For health business on indicated lines report: Number of persons insured under PPO managed care products and number of persons insured under indemnity only products



ANNUAL STATEMENT FOR THE YEAR 2023 OF THE SCOTTSDALE INSURANCE COMPANY

EXHIBIT OF PREMIUMS AND LOSSES (Statutory Page 14)

NAIC Group Code 0140

BUSINESS IN THE STATE OF Montana

DURING THE YEAR 2023

NAIC Company Code 41297

Line of Business		Gross Premiums, Including Policy and Membership Fees, Less Return Premiums and Premiums on Policies not Taken		3 Dividends Paid or Credited to Policyholders on Direct Business	4 Direct Unearned Premium Reserves	5 Direct Losses Paid (deducting salvage)	6 Direct Losses Incurred	7 Direct Losses Unpaid	8 Direct Defense and Cost Containment Expense Paid	9 Direct Defense and Cost Containment Expense Incurred	10 Direct Defense and Cost Containment Expense Unpaid	11 Commissions and Brokerage Expenses	12 Taxes, Licenses and Fees
		1 Direct Premiums Written	2 Direct Premiums Earned										
1.	Fire	552,873	546,614		274,007	82,282	112,860	78,235	11,675	33,925	30,222	207,200	(750)
2.1	Allied Lines	934,021	976,121		442,376	39,650	66,023	129,207		634	13,422	200,919	
2.2	Multiple Peril Crop												
2.3	Federal Flood												
2.4	Private Crop												
2.5	Private Flood												
3.	Farmowners Multiple Peril	22,294	21,869		13,233		596	2,460		57	353	5,016	
4.	Homeowners Multiple Peril	551,650	627,751		278,589	85,652	(25,052)	78,028	16,054	37,139	46,812	124,140	1
5.1	Commercial Multiple Peril (Non-Liability Portion)	4,210,765	4,223,089		1,986,867	1,662,273	1,602,562	435,164	34,701	33,377	62,188	970,561	
5.2	Commercial Multiple Peril (Liability Portion)	3,071,510	3,096,126		1,226,173	880,022	219,940	3,240,909	272,878	351,611	1,106,956	653,331	
6.	Mortgage Guaranty												
8.	Ocean Marine	6,452	5,747		3,124	12,986	14,394	5,109		(231)	171	1,936	
9.	Inland Marine	340,666	407,204		214,134	186,719	204,943	71,540	22,603	30,829	9,731	57,374	1
10.	Financial Guaranty												
11.1	Medical Professional Liability - Occurrence												
11.2	Medical Professional Liability - Claims-Made												
12.	Earthquake						(33)	5		(5)	4		
13.1	Comprehensive (hospital and medical) ind (b)												
13.2	Comprehensive (hospital and medical) group (b)												
14.	Credit A&H (Group and Individual)												
15.1	Vision Only (b).....												
15.2	Dental Only (b)												
15.3	Disability Income (b)												
15.4	Medicare Supplement (b)												
15.5	Medicaid Title XIX (b)												
15.6	Medicare Title XVIII (b).....												
15.7	Long-Term Care (b)												
15.8	Federal Employees Health Benefits Plan (b)												
15.9	Other Health (b)												
16.	Workers' Compensation												
17.1	Other Liability - Occurrence	5,465,159	5,389,135		2,422,305	751,938	522,847	4,850,209	208,085	527,084	1,475,012	1,140,595	1
17.2	Other Liability - Claims-Made	627,015	592,219		435,049	157,500	263,046	546,730	10,555	74,710	156,351	115,355	
17.3	Excess Workers' Compensation												
18.1	Products Liability - Occurrence	139,527	160,146		24,446	1,021,013	303,837	916,661	112,372	324,348	653,886	26,774	
18.2	Products Liability - Claims-Made	1,900	1,821		79							589	
19.1	Private Passenger Auto No-Fault (Personal Injury Protection)												
19.2	Other Private Passenger Auto Liability												
19.3	Commercial Auto No-Fault (Personal Injury Protection)												
19.4	Other Commercial Auto Liability	110,163	90,507		44,784		(140,990)	216,437	17,727	(5,066)	34,609	24,353	
21.1	Private Passenger Auto Physical Damage												
21.2	Commercial Auto Physical Damage	2,277	2,176		1,233		2,292	(743)		(7,440)	3,665	455	
22.	Aircraft (all perils)												
23.	Fidelity												
24.	Surety												
26.	Burglary and Theft	500	438		62		11	11				100	
27.	Boiler and Machinery	42,362	46,134		18,698		(5,571)	574		(234)	52	8,472	
28.	Credit	6,041	4,178		(2,379)								
29.	International												
30.	Warranty		1,645		1,999	4,813	4,709	39					
31.	Reins nonproportional assumed property	XXX	XXX	XXX	XXX	XXX	XXX	XXX	XXX	XXX	XXX	XXX	XXX
32.	Reins nonproportional assumed liability	XXX	XXX	XXX	XXX	XXX	XXX	XXX	XXX	XXX	XXX	XXX	XXX
33.	Reins nonproportional assumed financial lines	XXX	XXX	XXX	XXX	XXX	XXX	XXX	XXX	XXX	XXX	XXX	XXX
34.	Aggregate Write-Ins for Other Lines of Business												
35.	Total (a)	16,085,175	16,192,920		7,399,683	4,884,849	3,144,034	10,570,575	706,649	1,400,737	3,593,432	3,537,172	(746)
DETAILS OF WRITE-INS													
3401.												
3402.												
3403.												
3498.	Summary of remaining write-ins for Line 34 from overflow page												
3499.	Totals (Lines 3401 thru 3403 plus 3498)(Line 34 above)												

(a) Finance and service charges not included in Lines 1 to 35 \$

(b) For health business on indicated lines report: Number of persons insured under PPO managed care products and number of persons insured under indemnity only products



ANNUAL STATEMENT FOR THE YEAR 2023 OF THE SCOTTSDALE INSURANCE COMPANY

EXHIBIT OF PREMIUMS AND LOSSES (Statutory Page 14)

NAIC Group Code 0140

BUSINESS IN THE STATE OF Nebraska

DURING THE YEAR 2023

NAIC Company Code 41297

Line of Business		Gross Premiums, Including Policy and Membership Fees, Less Return Premiums and Premiums on Policies not Taken		3 Dividends Paid or Credited to Policyholders on Direct Business	4 Direct Unearned Premium Reserves	5 Direct Losses Paid (deducting salvage)	6 Direct Losses Incurred	7 Direct Losses Unpaid	8 Direct Defense and Cost Containment Expense Paid	9 Direct Defense and Cost Containment Expense Incurred	10 Direct Defense and Cost Containment Expense Unpaid	11 Commissions and Brokerage Expenses	12 Taxes, Licenses and Fees
		1 Direct Premiums Written	2 Direct Premiums Earned										
1.	Fire	253,499	231,378		116,833	255,897	496,414	302,866	18,057	25,597	16,379	55,229	(4,500)
2.1	Allied Lines	1,117,918	1,185,248		485,375	146,499	187,923	302,134		9,148	26,857	290,377	
2.2	Multiple Peril Crop												
2.3	Federal Flood												
2.4	Private Crop												
2.5	Private Flood		269		78		40	54			3	71	
3.	Farmowners Multiple Peril	16,854	27,786		7,793	40,800	(77,809)	16,270		(4,556)	2,687	3,792	
4.	Homeowners Multiple Peril	88,723	118,287		40,143	89,419	132,133	98,166		4,948	13,762	19,964	
5.1	Commercial Multiple Peril (Non-Liability Portion)	1,444,019	1,549,567		666,121	812,043	578,942	518,157		58,361	72,711	336,666	
5.2	Commercial Multiple Peril (Liability Portion)	1,169,320	1,164,591		504,091	150,665	(8,891)	1,038,479	5,506	(69,181)	323,893	234,414	
6.	Mortgage Guaranty												
8.	Ocean Marine	15,240	16,024		9,917	7,525	720	5,744		(488)	492	4,582	
9.	Inland Marine	245,528	229,810		83,847	12,106	15,351	2,673		4,189	5,027	52,102	
10.	Financial Guaranty												
11.1	Medical Professional Liability - Occurrence												
11.2	Medical Professional Liability - Claims-Made												
12.	Earthquake	273	267		81		45	79		3	4	72	
13.1	Comprehensive (hospital and medical) ind (b)												
13.2	Comprehensive (hospital and medical) group (b)												
14.	Credit A&H (Group and Individual)												
15.1	Vision Only (b).....												
15.2	Dental Only (b)												
15.3	Disability Income (b)												
15.4	Medicare Supplement (b)												
15.5	Medicaid Title XIX (b)												
15.6	Medicare Title XVIII (b).....												
15.7	Long-Term Care (b)												
15.8	Federal Employees Health Benefits Plan (b)												
15.9	Other Health (b)												
16.	Workers' Compensation												
17.1	Other Liability - Occurrence	2,667,417	3,285,619		1,246,852	131,970	771,618	4,111,309	4,508	96,290	667,530	593,428	
17.2	Other Liability - Claims-Made	1,442,963	1,709,993		767,158	10,000,000	10,399,245	2,747,582	39,775	271,557	1,105,159	350,860	
17.3	Excess Workers' Compensation												
18.1	Products Liability - Occurrence	40,373	48,443		23,586	3,260	(109,825)	782,512		(131,332)	541,657	5,882	
18.2	Products Liability - Claims-Made	139,781	75,715		64,066							43,332	
19.1	Private Passenger Auto No-Fault (Personal Injury Protection)												
19.2	Other Private Passenger Auto Liability												
19.3	Commercial Auto No-Fault (Personal Injury Protection)												
19.4	Other Commercial Auto Liability	1,055,140	777,271		558,287		484,770	538,844		3,567	9,019	122,831	
21.1	Private Passenger Auto Physical Damage												
21.2	Commercial Auto Physical Damage						141	(58)		(404)	259		
22.	Aircraft (all perils)												
23.	Fidelity												
24.	Surety												
26.	Burglary and Theft						8	9					
27.	Boiler and Machinery	9,309	8,998		5,449		(108)	128		3	9	1,879	
28.	Credit	6,778	4,415		10,097		(9,794)						
29.	International												
30.	Warranty	60,708	135,434		101,974	46,263	37,935	3,771				18,972	
31.	Reins nonproportional assumed property	XXX	XXX	XXX	XXX	XXX	XXX	XXX	XXX	XXX	XXX	XXX	XXX
32.	Reins nonproportional assumed liability	XXX	XXX	XXX	XXX	XXX	XXX	XXX	XXX	XXX	XXX	XXX	XXX
33.	Reins nonproportional assumed financial lines	XXX	XXX	XXX	XXX	XXX	XXX	XXX	XXX	XXX	XXX	XXX	XXX
34.	Aggregate Write-Ins for Other Lines of Business												
35.	Total (a)	9,774,112	10,569,115		4,691,749	11,696,446	12,898,856	10,468,718	116,948	267,703	2,785,448	2,134,456	(4,500)
DETAILS OF WRITE-INS													
3401.												
3402.												
3403.												
3498.	Summary of remaining write-ins for Line 34 from overflow page												
3499.	Totals (Lines 3401 thru 3403 plus 3498)(Line 34 above)												

(a) Finance and service charges not included in Lines 1 to 35 \$

(b) For health business on indicated lines report: Number of persons insured under PPO managed care products and number of persons insured under indemnity only products



ANNUAL STATEMENT FOR THE YEAR 2023 OF THE SCOTTSDALE INSURANCE COMPANY

EXHIBIT OF PREMIUMS AND LOSSES (Statutory Page 14)

NAIC Group Code 0140

BUSINESS IN THE STATE OF Nevada

DURING THE YEAR 2023

NAIC Company Code 41297

Line of Business		Gross Premiums, Including Policy and Membership Fees, Less Return Premiums and Premiums on Policies not Taken		3 Dividends Paid or Credited to Policyholders on Direct Business	4 Direct Unearned Premium Reserves	5 Direct Losses Paid (deducting salvage)	6 Direct Losses Incurred	7 Direct Losses Unpaid	8 Direct Defense and Cost Containment Expense Paid	9 Direct Defense and Cost Containment Expense Incurred	10 Direct Defense and Cost Containment Expense Unpaid	11 Commissions and Brokerage Expenses	12 Taxes, Licenses and Fees
		1 Direct Premiums Written	2 Direct Premiums Earned										
1.	Fire	390,204	463,425		184,576	8,697	2,061	29,351	9,134	7,962	4,517	82,652	(804)
2.1	Allied Lines	1,497,020	1,528,437		736,664	166,511	234,079	315,157	45,307	51,709	30,177	391,015	(184)
2.2	Multiple Peril Crop												
2.3	Federal Flood												
2.4	Private Crop												
2.5	Private Flood	3	1		2		(2)	1		(1)		1	
3.	Farmowners Multiple Peril												
4.	Homeowners Multiple Peril	832,718	1,116,860		400,840	214,422	212,963	71,905	14,323	8,298	7,937	190,257	(135)
5.1	Commercial Multiple Peril (Non-Liability Portion)	2,600,574	2,758,647		1,168,302	2,402,064	1,040,198	736,701	21,935	14,347	43,923	537,640	(281)
5.2	Commercial Multiple Peril (Liability Portion)	2,739,364	2,840,490		1,007,762	2,620,419	2,347,127	3,569,595	673,002	719,774	872,254	637,147	(278)
6.	Mortgage Guaranty												
8.	Ocean Marine	40,582	31,684		23,955	43,489	78,778	72,192		(795)	625	12,183	(3)
9.	Inland Marine	316,883	334,806		100,616	41,367	(12,525)	102,981	382,932	416,555	62,159	61,364	(31)
10.	Financial Guaranty												
11.1	Medical Professional Liability - Occurrence												
11.2	Medical Professional Liability - Claims-Made												
12.	Earthquake	417	187		329		12	66			4	111	
13.1	Comprehensive (hospital and medical) ind (b)												
13.2	Comprehensive (hospital and medical) group (b)												
14.	Credit A&H (Group and Individual)												
15.1	Vision Only (b).....												
15.2	Dental Only (b)												
15.3	Disability Income (b)												
15.4	Medicare Supplement (b)												
15.5	Medicaid Title XIX (b)												
15.6	Medicare Title XVIII (b).....												
15.7	Long-Term Care (b)												
15.8	Federal Employees Health Benefits Plan (b)												
15.9	Other Health (b)												
16.	Workers' Compensation												
17.1	Other Liability - Occurrence	8,569,310	8,415,526		3,900,021	2,077,373	3,993,254	11,473,762	1,194,633	1,279,111	2,058,113	1,780,779	(835)
17.2	Other Liability - Claims-Made	3,542,381	2,018,861		2,568,827	60,000	11,338,955	12,701,282	232,517	341,095	531,537	793,428	(175)
17.3	Excess Workers' Compensation												
18.1	Products Liability - Occurrence	70,297	103,258		80,555	(44,195)	(232,636)	1,476,921	218,386	(280,158)	850,170	14,787	(22)
18.2	Products Liability - Claims-Made	4,957	4,688		1,446							1,413	(8)
19.1	Private Passenger Auto No-Fault (Personal Injury Protection)												
19.2	Other Private Passenger Auto Liability												
19.3	Commercial Auto No-Fault (Personal Injury Protection)												
19.4	Other Commercial Auto Liability	1,014,340	925,865		530,204	196,500	5,718,361	7,523,227	212,822	150,490	110,237	181,065	(80)
21.1	Private Passenger Auto Physical Damage												
21.2	Commercial Auto Physical Damage	6,559	9,008		3,333	(182)	1,998	(608)		(4,910)	2,987	1,312	
22.	Aircraft (all perils)												
23.	Fidelity												
24.	Surety	281	788		245		(251)	111		(178)	218	84	
26.	Burglary and Theft												
27.	Boiler and Machinery	23,732	27,919		11,522		(1,086)	230		5	47	4,559	(5)
28.	Credit	34,385	31,455		115,572		(6,722)					1	(4)
29.	International												
30.	Warranty		7,258		3,051	10,030	9,977	210					(1)
31.	Reins nonproportional assumed property	XXX	XXX	XXX	XXX	XXX	XXX	XXX	XXX	XXX	XXX	XXX	XXX
32.	Reins nonproportional assumed liability	XXX	XXX	XXX	XXX	XXX	XXX	XXX	XXX	XXX	XXX	XXX	XXX
33.	Reins nonproportional assumed financial lines	XXX	XXX	XXX	XXX	XXX	XXX	XXX	XXX	XXX	XXX	XXX	XXX
34.	Aggregate Write-Ins for Other Lines of Business												
35.	Total (a)	21,684,007	20,619,143		10,837,821	7,796,496	24,724,541	38,073,082	3,004,989	2,703,305	4,574,904	4,689,796	(2,847)
DETAILS OF WRITE-INS													
3401.												
3402.												
3403.												
3498.	Summary of remaining write-ins for Line 34 from overflow page												
3499.	Totals (Lines 3401 thru 3403 plus 3498)(Line 34 above)												

(a) Finance and service charges not included in Lines 1 to 35 \$ 15

(b) For health business on indicated lines report: Number of persons insured under PPO managed care products and number of persons insured under indemnity only products



ANNUAL STATEMENT FOR THE YEAR 2023 OF THE SCOTTSDALE INSURANCE COMPANY

EXHIBIT OF PREMIUMS AND LOSSES (Statutory Page 14)

NAIC Group Code 0140

BUSINESS IN THE STATE OF New Hampshire

DURING THE YEAR 2023

NAIC Company Code 41297

Line of Business		Gross Premiums, Including Policy and Membership Fees, Less Return Premiums and Premiums on Policies not Taken		3 Dividends Paid or Credited to Policyholders on Direct Business	4 Direct Unearned Premium Reserves	5 Direct Losses Paid (deducting salvage)	6 Direct Losses Incurred	7 Direct Losses Unpaid	8 Direct Defense and Cost Containment Expense Paid	9 Direct Defense and Cost Containment Expense Incurred	10 Direct Defense and Cost Containment Expense Unpaid	11 Commissions and Brokerage Expenses	12 Taxes, Licenses and Fees
		1 Direct Premiums Written	2 Direct Premiums Earned										
1.	Fire	71,152	55,999		37,192	10,912	11,200	4,902		(25)	745	29,850	
2.1	Allied Lines	316,618	281,089		135,169		16,793	39,507	25,841	86,032	64,637	64,239	
2.2	Multiple Peril Crop												
2.3	Federal Flood												
2.4	Private Crop												
2.5	Private Flood												
3.	Farmowners Multiple Peril												
4.	Homeowners Multiple Peril	190,156	168,650		105,273	12,703	12,368	11,368		(1,447)	1,203	42,874	
5.1	Commercial Multiple Peril (Non-Liability Portion)	808,324	725,896		383,630	70,059	77,991	81,028	49	1,877	11,553	174,665	
5.2	Commercial Multiple Peril (Liability Portion)	438,066	420,239		187,345	240,000	208,744	357,678		(1,275)	100,560	90,888	
6.	Mortgage Guaranty												
8.	Ocean Marine	20,603	17,844		6,667	10,860	3,650	10,811		(538)	332	6,154	
9.	Inland Marine	71,718	243,123		82,033	688	71,797	142,891		2,874	6,062	14,951	
10.	Financial Guaranty												
11.1	Medical Professional Liability - Occurrence												
11.2	Medical Professional Liability - Claims-Made												
12.	Earthquake	204	158		97		(7)	66		10	17	54	
13.1	Comprehensive (hospital and medical) ind (b)												
13.2	Comprehensive (hospital and medical) group (b)												
14.	Credit A&H (Group and Individual)												
15.1	Vision Only (b).....												
15.2	Dental Only (b)												
15.3	Disability Income (b)												
15.4	Medicare Supplement (b)												
15.5	Medicaid Title XIX (b)												
15.6	Medicare Title XVIII (b).....												
15.7	Long-Term Care (b)												
15.8	Federal Employees Health Benefits Plan (b)												
15.9	Other Health (b)												
16.	Workers' Compensation												
17.1	Other Liability - Occurrence	1,203,370	1,306,061		633,329	403,220	425,136	1,433,221	6,132	17,836	255,198	253,456	252
17.2	Other Liability - Claims-Made	527,769	481,689		360,955	120,000	95,512	276,736	611	41,753	120,848	118,676	1
17.3	Excess Workers' Compensation												
18.1	Products Liability - Occurrence	2,941	6,383		1,131		(16,951)	143,015		(18,459)	97,831	582	
18.2	Products Liability - Claims-Made												
19.1	Private Passenger Auto No-Fault (Personal Injury Protection)												
19.2	Other Private Passenger Auto Liability												
19.3	Commercial Auto No-Fault (Personal Injury Protection)												
19.4	Other Commercial Auto Liability	44,920	54,496		30,523		29,717	60,831		1,296	2,106	8,971	
21.1	Private Passenger Auto Physical Damage												
21.2	Commercial Auto Physical Damage												
22.	Aircraft (all perils)												
23.	Fidelity												
24.	Surety	968	1,287		628		32	69		58	87	296	
26.	Burglary and Theft												
27.	Boiler and Machinery	10,155	9,746		5,463		(436)	139		10	29	2,100	
28.	Credit	5,378	3,000		7,111		(5,916)						
29.	International												
30.	Warranty	5,949	1,833		6,558		(323)			1		1,859	
31.	Reins nonproportional assumed property	XXX	XXX	XXX	XXX	XXX	XXX	XXX	XXX	XXX	XXX	XXX	XXX
32.	Reins nonproportional assumed liability	XXX	XXX	XXX	XXX	XXX	XXX	XXX	XXX	XXX	XXX	XXX	XXX
33.	Reins nonproportional assumed financial lines	XXX	XXX	XXX	XXX	XXX	XXX	XXX	XXX	XXX	XXX	XXX	XXX
34.	Aggregate Write-Ins for Other Lines of Business												
35.	Total (a)	3,718,311	3,777,496		1,983,103	868,441	929,306	2,562,262	32,633	130,003	661,208	809,615	254
DETAILS OF WRITE-INS													
3401.												
3402.												
3403.												
3498.	Summary of remaining write-ins for Line 34 from overflow page												
3499.	Totals (Lines 3401 thru 3403 plus 3498)(Line 34 above)												

(a) Finance and service charges not included in Lines 1 to 35 \$

(b) For health business on indicated lines report: Number of persons insured under PPO managed care products and number of persons insured under indemnity only products



ANNUAL STATEMENT FOR THE YEAR 2023 OF THE SCOTTSDALE INSURANCE COMPANY

EXHIBIT OF PREMIUMS AND LOSSES (Statutory Page 14)

NAIC Group Code 0140

BUSINESS IN THE STATE OF New Jersey

DURING THE YEAR 2023

NAIC Company Code 41297

Line of Business		Gross Premiums, Including Policy and Membership Fees, Less Return Premiums and Premiums on Policies not Taken		3 Dividends Paid or Credited to Policyholders on Direct Business	4 Direct Unearned Premium Reserves	5 Direct Losses Paid (deducting salvage)	6 Direct Losses Incurred	7 Direct Losses Unpaid	8 Direct Defense and Cost Containment Expense Paid	9 Direct Defense and Cost Containment Expense Incurred	10 Direct Defense and Cost Containment Expense Unpaid	11 Commissions and Brokerage Expenses	12 Taxes, Licenses and Fees
		1 Direct Premiums Written	2 Direct Premiums Earned										
1.	Fire	1,375,526	1,433,403		668,524	1,051,456	942,722	257,022	21,781	8,759	43,481	372,754	(7,443)
2.1	Allied Lines	5,414,818	4,819,518		2,743,832	691,845	438,265	2,093,857	34,414	66,675	157,903	1,428,802	8,445
2.2	Multiple Peril Crop												
2.3	Federal Flood												
2.4	Private Crop												
2.5	Private Flood	660	638		125		107	121		5	6	175	
3.	Farmowners Multiple Peril	22,552	25,590		8,710		220	3,169		172	362	5,074	5
4.	Homeowners Multiple Peril	3,750,935	3,886,454		1,921,812	2,796,012	1,083,884	1,090,828	226,692	88,583	114,828	1,121,901	11,537
5.1	Commercial Multiple Peril (Non-Liability Portion)	4,359,857	4,800,079		2,047,497	1,462,217	1,114,164	1,014,860	89,161	57,969	159,714	1,317,961	13,436
5.2	Commercial Multiple Peril (Liability Portion)	4,204,189	4,757,291		1,524,560	1,615,510	1,306,611	9,234,045	713,736	607,585	2,165,776	1,131,194	11,671
6.	Mortgage Guaranty												
8.	Ocean Marine	464,673	503,956		191,289	934,900	578,390	210,536		(9,704)	10,970	139,868	715
9.	Inland Marine	745,528	1,161,737		326,669	1,723,296	1,840,991	335,261	1,904	18,330	25,799	173,372	964
10.	Financial Guaranty												
11.1	Medical Professional Liability - Occurrence												
11.2	Medical Professional Liability - Claims-Made												
12.	Earthquake	1,497	2,869		424		644	912		28	39	384	2
13.1	Comprehensive (hospital and medical) ind (b)												
13.2	Comprehensive (hospital and medical) group (b)												
14.	Credit A&H (Group and Individual)												
15.1	Vision Only (b).....												
15.2	Dental Only (b)												
15.3	Disability Income (b)												
15.4	Medicare Supplement (b)												
15.5	Medicaid Title XIX (b)												
15.6	Medicare Title XVIII (b).....												
15.7	Long-Term Care (b)												
15.8	Federal Employees Health Benefits Plan (b)												
15.9	Other Health (b)												
16.	Workers' Compensation					3,529	3,529						
17.1	Other Liability - Occurrence	18,021,922	18,983,680		9,273,077	7,480,363	1,967,027	44,137,327	2,055,578	1,202,598	7,640,843	3,821,632	36,682
17.2	Other Liability - Claims-Made	28,225,233	25,938,788		11,269,213	4,793,946	13,925,412	27,126,299	1,624,400	1,665,078	6,225,651	6,851,867	15,297
17.3	Excess Workers' Compensation												
18.1	Products Liability - Occurrence	244,493	283,378		283,653	658,629	1,745,008	6,413,887	747,007	(335,878)	2,418,786	44,026	162
18.2	Products Liability - Claims-Made	2,184,820	2,151,696		657,490				11,794	13,496	7,567	644,920	1,432
19.1	Private Passenger Auto No-Fault (Personal Injury Protection)												
19.2	Other Private Passenger Auto Liability												
19.3	Commercial Auto No-Fault (Personal Injury Protection)	199,865	202,982		831	586	25,601	169,972		6,241	17,980	26,839	571
19.4	Other Commercial Auto Liability	2,179,578	4,757,908		916,664	5,755,284	1,822,946	14,176,475	452,685	110,972	1,559,017	382,596	(19,343)
21.1	Private Passenger Auto Physical Damage												
21.2	Commercial Auto Physical Damage	129,984	209,577		35,051	255,634	281,244	5,244	9,098	(13,324)	26,714	23,473	(330)
22.	Aircraft (all perils)												
23.	Fidelity	75	75		34							18	
24.	Surety	5,346	10,634		3,366	2,242	587	946		(1,378)	1,365	1,604	8
26.	Burglary and Theft	4,150			348		348	2,291		(507)	637	1,170	33
27.	Boiler and Machinery	66,133	76,679		30,289	67,840	83,501	21,232		279	495	13,802	174
28.	Credit	218,381	180,511		463,264	69,431		9,083				9	210
29.	International												
30.	Warranty	301,542	414,848		416,649	226,604	218,516	34,471				94,251	530
31.	Reins nonproportional assumed property	XXX	XXX	XXX	XXX	XXX	XXX	XXX	XXX	XXX	XXX	XXX	XXX
32.	Reins nonproportional assumed liability	XXX	XXX	XXX	XXX	XXX	XXX	XXX	XXX	XXX	XXX	XXX	XXX
33.	Reins nonproportional assumed financial lines	XXX	XXX	XXX	XXX	XXX	XXX	XXX	XXX	XXX	XXX	XXX	XXX
34.	Aggregate Write-Ins for Other Lines of Business												
35.	Total (a)	72,121,757	74,606,439		32,783,639	29,589,325	27,880,647	107,334,788	6,009,574	3,507,691	20,604,567	17,597,692	74,756
DETAILS OF WRITE-INS													
3401.												
3402.												
3403.												
3498.	Summary of remaining write-ins for Line 34 from overflow page												
3499.	Totals (Lines 3401 thru 3403 plus 3498)(Line 34 above)												

(a) Finance and service charges not included in Lines 1 to 35 \$ 135

(b) For health business on indicated lines report: Number of persons insured under PPO managed care products and number of persons insured under indemnity only products



ANNUAL STATEMENT FOR THE YEAR 2023 OF THE SCOTTSDALE INSURANCE COMPANY

EXHIBIT OF PREMIUMS AND LOSSES (Statutory Page 14)

NAIC Group Code 0140

BUSINESS IN THE STATE OF New Mexico

DURING THE YEAR 2023

NAIC Company Code 41297

Line of Business		Gross Premiums, Including Policy and Membership Fees, Less Return Premiums and Premiums on Policies not Taken		3 Dividends Paid or Credited to Policyholders on Direct Business	4 Direct Unearned Premium Reserves	5 Direct Losses Paid (deducting salvage)	6 Direct Losses Incurred	7 Direct Losses Unpaid	8 Direct Defense and Cost Containment Expense Paid	9 Direct Defense and Cost Containment Expense Incurred	10 Direct Defense and Cost Containment Expense Unpaid	11 Commissions and Brokerage Expenses	12 Taxes, Licenses and Fees
		1 Direct Premiums Written	2 Direct Premiums Earned										
1.	Fire	585,141	745,853		259,337	1,293,721	1,343,025	408,008	13,670	34,043	66,460	170,614	
2.1	Allied Lines	909,982	1,007,122		476,756	1,006,629	1,433,384	653,352	83	36,245	68,720	227,355	
2.2	Multiple Peril Crop												
2.3	Federal Flood												
2.4	Private Crop												
2.5	Private Flood												
3.	Farmowners Multiple Peril	(9,636)	(2,181)				(10,940)	17,798		(161)	3,886	(2,168)	
4.	Homeowners Multiple Peril	200,307	251,968		94,496	45,544	398,119	426,688	345	18,224	29,988	48,204	
5.1	Commercial Multiple Peril (Non-Liability Portion)	3,651,922	3,443,040		1,731,119	2,784,351	4,005,857	1,980,859	23,927	161,238	210,898	875,645	
5.2	Commercial Multiple Peril (Liability Portion)	1,766,088	1,883,040		672,009	1,353,350	1,607,559	3,587,676	310,888	122,198	837,359	411,463	
6.	Mortgage Guaranty												
8.	Ocean Marine	46,874	47,585		12,869	6,129	(27,841)	39,528		(6,889)	3,994	13,937	
9.	Inland Marine	233,081	208,522		94,335	17,739	14,545	20,083		3,237	5,251	47,418	
10.	Financial Guaranty												
11.1	Medical Professional Liability - Occurrence												
11.2	Medical Professional Liability - Claims-Made							(3,842)			(1,052)		
12.	Earthquake	56	49		44		12	22				15	
13.1	Comprehensive (hospital and medical) ind (b)												
13.2	Comprehensive (hospital and medical) group (b)												
14.	Credit A&H (Group and Individual)												
15.1	Vision Only (b).....												
15.2	Dental Only (b)												
15.3	Disability Income (b)												
15.4	Medicare Supplement (b)												
15.5	Medicaid Title XIX (b)												
15.6	Medicare Title XVIII (b).....												
15.7	Long-Term Care (b)												
15.8	Federal Employees Health Benefits Plan (b)												
15.9	Other Health (b)												
16.	Workers' Compensation												
17.1	Other Liability - Occurrence	3,763,507	3,914,926		1,598,810	2,142,832	1,015,074	5,200,383	136,461	44,668	695,261	911,814	
17.2	Other Liability - Claims-Made	724,192	652,139		304,142		92,726	641,888	700,852	624,028	193,891	187,733	
17.3	Excess Workers' Compensation												
18.1	Products Liability - Occurrence	120,584	133,069		24,141	118,884	(98,166)	1,205,858	68,735	(488)	1,184,151	26,081	
18.2	Products Liability - Claims-Made												
19.1	Private Passenger Auto No-Fault (Personal Injury Protection)												
19.2	Other Private Passenger Auto Liability												
19.3	Commercial Auto No-Fault (Personal Injury Protection)												
19.4	Other Commercial Auto Liability	410,823	486,430		161,678		(75,620)	814,527	5,018	(16,250)	23,312	109,110	
21.1	Private Passenger Auto Physical Damage												
21.2	Commercial Auto Physical Damage						439	(101)		(1,666)	807		
22.	Aircraft (all perils)												
23.	Fidelity												
24.	Surety	624	425		363		(103)	52		(91)	25	187	
26.	Burglary and Theft						(1)						
27.	Boiler and Machinery	18,820	19,828		9,360		(384)	348		21	39	3,826	
28.	Credit	18,355	12,331		27,406		(16,998)						
29.	International												
30.	Warranty						(37,913)			2			
31.	Reins nonproportional assumed property	XXX	XXX	XXX	XXX	XXX	XXX	XXX	XXX	XXX	XXX	XXX	XXX
32.	Reins nonproportional assumed liability	XXX	XXX	XXX	XXX	XXX	XXX	XXX	XXX	XXX	XXX	XXX	XXX
33.	Reins nonproportional assumed financial lines	XXX	XXX	XXX	XXX	XXX	XXX	XXX	XXX	XXX	XXX	XXX	XXX
34.	Aggregate Write-Ins for Other Lines of Business												
35.	Total (a)	12,440,720	12,804,145		5,466,865	8,769,180	9,642,773	14,993,127	1,259,979	1,018,358	3,322,990	3,031,234	
DETAILS OF WRITE-INS													
3401.												
3402.												
3403.												
3498.	Summary of remaining write-ins for Line 34 from overflow page												
3499.	Totals (Lines 3401 thru 3403 plus 3498)(Line 34 above)												

(a) Finance and service charges not included in Lines 1 to 35 \$

(b) For health business on indicated lines report: Number of persons insured under PPO managed care products and number of persons insured under indemnity only products



ANNUAL STATEMENT FOR THE YEAR 2023 OF THE SCOTTSDALE INSURANCE COMPANY

EXHIBIT OF PREMIUMS AND LOSSES (Statutory Page 14)

NAIC Group Code 0140

BUSINESS IN THE STATE OF New York

DURING THE YEAR 2023

NAIC Company Code 41297

Line of Business		Gross Premiums, Including Policy and Membership Fees, Less Return Premiums and Premiums on Policies not Taken		3	4	5	6	7	8	9	10	11	12
		1 Direct Premiums Written	2 Direct Premiums Earned										
1.	Fire	2,548,953	2,618,720		1,154,483	778,181	582,856	250,533	23,530	(7,445)	30,700	639,546	(17,226)
2.1	Allied Lines	7,023,591	6,948,255		3,245,541	1,299,075	1,515,800	1,528,325	11,889	32,515	180,133	1,730,885	(1,330,441)
2.2	Multiple Peril Crop												
2.3	Federal Flood												
2.4	Private Crop												
2.5	Private Flood												
3.	Farmowners Multiple Peril						(133)	46		(39)	3		
4.	Homeowners Multiple Peril	6,341,597	5,757,304		3,422,358	2,414,153	1,895,190	1,176,517	114,045	(9,848)	102,443	1,589,694	57
5.1	Commercial Multiple Peril (Non-Liability Portion)	5,343,478	5,718,095		2,448,604	1,793,257	4,371,331	3,661,535	42,798	114,257	114,257	1,449,274	29
5.2	Commercial Multiple Peril (Liability Portion)	3,969,359	4,526,437		1,509,731	5,149,659	4,798,167	19,424,946	1,296,264	708,718	2,666,942	1,347,540	30
6.	Mortgage Guaranty												
8.	Ocean Marine	607,850	684,176		256,566	186,467	65,676	228,361		(10,979)	13,081	183,048	5
9.	Inland Marine	1,759,849	2,233,566		616,847	936,196	684,024	462,142	44,437	59,153	43,366	431,582	12
10.	Financial Guaranty												
11.1	Medical Professional Liability - Occurrence												
11.2	Medical Professional Liability - Claims-Made												
12.	Earthquake	6,591	7,051		2,514		2,023	2,945		(81)	(36)	1,459	
13.1	Comprehensive (hospital and medical) ind (b)												
13.2	Comprehensive (hospital and medical) group (b)												
14.	Credit A&H (Group and Individual)												
15.1	Vision Only (b).....												
15.2	Dental Only (b)												
15.3	Disability Income (b)												
15.4	Medicare Supplement (b)												
15.5	Medicaid Title XIX (b)												
15.6	Medicare Title XVIII (b).....												
15.7	Long-Term Care (b)												
15.8	Federal Employees Health Benefits Plan (b)												
15.9	Other Health (b)												
16.	Workers' Compensation					8,873	8,873						
17.1	Other Liability - Occurrence	32,017,408	35,534,789		16,293,227	92,194,711	64,188,227	323,005,150	11,982,448	1,654,450	28,414,944	6,862,697	231
17.2	Other Liability - Claims-Made	84,655,145	97,398,782		50,381,274	43,081,961	65,552,842	136,355,234	6,183,752	8,461,807	38,613,901	22,330,686	545
17.3	Excess Workers' Compensation												
18.1	Products Liability - Occurrence	185,297	175,690		49,494	3,006,167	(488,460)	8,765,692	697,434	(1,241,087)	3,934,609	40,920	1
18.2	Products Liability - Claims-Made	1,727,101	2,097,209		482,934	1,349	1,349					528,452	13
19.1	Private Passenger Auto No-Fault (Personal Injury Protection)												
19.2	Other Private Passenger Auto Liability												
19.3	Commercial Auto No-Fault (Personal Injury Protection)												
19.4	Other Commercial Auto Liability	2,706,556	4,433,582		622,254	178,500	3,427,192	8,896,016	142,749	223,202	308,185	464,617	11
21.1	Private Passenger Auto Physical Damage												
21.2	Commercial Auto Physical Damage	87,331	86,965		28,511	(9,255)	(24,346)	6,176		(10,017)	2,932	21,728	2
22.	Aircraft (all perils)												
23.	Fidelity												
24.	Surety	269	101		168		(200)	37		(187)	31	81	
26.	Burglary and Theft	16,917	16,917		7,499		5,037	8,649		(791)	2,472	5,076	
27.	Boiler and Machinery	95,668	100,452		45,611	2,986	(1,383)	1,343	35	243	21,241		1
28.	Credit					135							
29.	International												
30.	Warranty	58,316	60,374		61,205	28,299	28,299	1,746				18,236	
31.	Reins nonproportional assumed property	XXX	XXX	XXX	XXX	XXX	XXX	XXX	XXX	XXX	XXX	XXX	XXX
32.	Reins nonproportional assumed liability	XXX	XXX	XXX	XXX	XXX	XXX	XXX	XXX	XXX	XXX	XXX	XXX
33.	Reins nonproportional assumed financial lines	XXX	XXX	XXX	XXX	XXX	XXX	XXX	XXX	XXX	XXX	XXX	XXX
34.	Aggregate Write-Ins for Other Lines of Business												
35.	Total (a)	149,151,276	168,398,466		80,628,956	151,050,580	146,612,365	503,775,394	20,538,413	9,902,205	74,428,207	37,666,763	(1,346,729)
DETAILS OF WRITE-INS													
3401.												
3402.												
3403.												
3498.	Summary of remaining write-ins for Line 34 from overflow page												
3499.	Totals (Lines 3401 thru 3403 plus 3498)(Line 34 above)												

(a) Finance and service charges not included in Lines 1 to 35 \$ 90

(b) For health business on indicated lines report: Number of persons insured under PPO managed care products and number of persons insured under indemnity only products



ANNUAL STATEMENT FOR THE YEAR 2023 OF THE SCOTTSDALE INSURANCE COMPANY

EXHIBIT OF PREMIUMS AND LOSSES (Statutory Page 14)

NAIC Group Code 0140

BUSINESS IN THE STATE OF North Carolina

DURING THE YEAR 2023

NAIC Company Code 41297

Line of Business		Gross Premiums, Including Policy and Membership Fees, Less Return Premiums and Premiums on Policies not Taken		3 Dividends Paid or Credited to Policyholders on Direct Business	4 Direct Unearned Premium Reserves	5 Direct Losses Paid (deducting salvage)	6 Direct Losses Incurred	7 Direct Losses Unpaid	8 Direct Defense and Cost Containment Expense Paid	9 Direct Defense and Cost Containment Expense Incurred	10 Direct Defense and Cost Containment Expense Unpaid	11 Commissions and Brokerage Expenses	12 Taxes, Licenses and Fees
		1 Direct Premiums Written	2 Direct Premiums Earned										
1.	Fire	970,443	1,078,331		450,502	132,735	224,250	172,005	684	(5,248)	17,437	217,231	(6,465)
2.1	Allied Lines	3,935,922	4,370,117		1,607,805	283,638	810,433	1,142,425	36,925	64,371	83,183	1,026,490	72
2.2	Multiple Peril Crop												
2.3	Federal Flood												
2.4	Private Crop												
2.5	Private Flood	61	61		8		(17)	9		(5)	5	16	
3.	Farmowners Multiple Peril	11,819	9,881		4,432		(781)	1,535		(99)	202	2,658	
4.	Homeowners Multiple Peril	2,532,395	2,682,643		1,339,224	586,139	559,741	363,691	18,181	(17,733)	36,184	634,638	73
5.1	Commercial Multiple Peril (Non-Liability Portion)	5,521,720	5,241,950		2,487,282	1,582,423	2,151,190	2,482,992	15,751	15,758	111,514	1,355,884	130
5.2	Commercial Multiple Peril (Liability Portion)	2,402,699	2,396,596		973,946	397,297	1,948,082	4,064,097	66,560	109,599	903,651	545,369	70
6.	Mortgage Guaranty												
8.	Ocean Marine	376,354	330,052		153,555	69,275	(20,992)	95,214		(5,229)	5,033	112,892	1
9.	Inland Marine	975,681	2,286,013		1,045,332	56,145	915,446	1,328,185	450	25,760	42,721	252,950	18
10.	Financial Guaranty												
11.1	Medical Professional Liability - Occurrence												
11.2	Medical Professional Liability - Claims-Made												
12.	Earthquake	167	1,372		55		438	600		17	36	44	
13.1	Comprehensive (hospital and medical) ind (b)												
13.2	Comprehensive (hospital and medical) group (b)												
14.	Credit A&H (Group and Individual)												
15.1	Vision Only (b).....												
15.2	Dental Only (b)												
15.3	Disability Income (b)												
15.4	Medicare Supplement (b)												
15.5	Medicaid Title XIX (b)												
15.6	Medicare Title XVIII (b).....												
15.7	Long-Term Care (b)												
15.8	Federal Employees Health Benefits Plan (b)												
15.9	Other Health (b)												
16.	Workers' Compensation												
17.1	Other Liability - Occurrence	14,150,641	13,942,496		7,220,617	1,394,051	(1,253,793)	21,944,268	662,880	811,580	3,278,227	3,239,592	422
17.2	Other Liability - Claims-Made	9,928,871	10,205,194		5,878,093	5,045,556	7,338,145	10,949,744	110,068	417,333	2,986,713	2,422,551	138
17.3	Excess Workers' Compensation												
18.1	Products Liability - Occurrence	89,313	166,997		73,846	63,223	104,707	2,772,264	182,492	(14,138)	1,894,767	18,498	2
18.2	Products Liability - Claims-Made	190,432	379,063		112,599							54,273	
19.1	Private Passenger Auto No-Fault (Personal Injury Protection)												
19.2	Other Private Passenger Auto Liability												
19.3	Commercial Auto No-Fault (Personal Injury Protection)												
19.4	Other Commercial Auto Liability	845,351	614,024		495,603	183,925	(1,722,578)	554,227	7,606	(12,779)	24,725	161,781	25
21.1	Private Passenger Auto Physical Damage												
21.2	Commercial Auto Physical Damage						2,035	(673)		(3,102)	2,311		
22.	Aircraft (all perils)												
23.	Fidelity												
24.	Surety	5,897	5,504		3,207		(1,180)	570		(1,016)	902	1,770	
26.	Burglary and Theft												
27.	Boiler and Machinery	39,896	51,751		15,778		(780)	884		41	96	8,286	2
28.	Credit	34,200	22,663		49,650		(38,247)					1	1
29.	International												
30.	Warranty	130,763	103,302		193,524	101,377	98,559	4,010				40,865	11
31.	Reins nonproportional assumed property	XXX	XXX	XXX	XXX	XXX	XXX	XXX	XXX	XXX	XXX	XXX	XXX
32.	Reins nonproportional assumed liability	XXX	XXX	XXX	XXX	XXX	XXX	XXX	XXX	XXX	XXX	XXX	XXX
33.	Reins nonproportional assumed financial lines	XXX	XXX	XXX	XXX	XXX	XXX	XXX	XXX	XXX	XXX	XXX	XXX
34.	Aggregate Write-Ins for Other Lines of Business												
35.	Total (a)	42,142,624	43,888,009		22,105,056	9,895,782	11,114,659	45,876,047	1,101,598	1,385,111	9,387,706	10,095,790	(5,500)
DETAILS OF WRITE-INS													
3401.												
3402.												
3403.												
3498.	Summary of remaining write-ins for Line 34 from overflow page												
3499.	Totals (Lines 3401 thru 3403 plus 3498)(Line 34 above)												

(a) Finance and service charges not included in Lines 1 to 35 \$ 60

(b) For health business on indicated lines report: Number of persons insured under PPO managed care products and number of persons insured under indemnity only products



ANNUAL STATEMENT FOR THE YEAR 2023 OF THE SCOTTSDALE INSURANCE COMPANY

EXHIBIT OF PREMIUMS AND LOSSES (Statutory Page 14)

NAIC Group Code 0140

BUSINESS IN THE STATE OF North Dakota

DURING THE YEAR 2023

NAIC Company Code 41297

Line of Business		Gross Premiums, Including Policy and Membership Fees, Less Return Premiums and Premiums on Policies not Taken		3 Dividends Paid or Credited to Policyholders on Direct Business	4 Direct Unearned Premium Reserves	5 Direct Losses Paid (deducting salvage)	6 Direct Losses Incurred	7 Direct Losses Unpaid	8 Direct Defense and Cost Containment Expense Paid	9 Direct Defense and Cost Containment Expense Incurred	10 Direct Defense and Cost Containment Expense Unpaid	11 Commissions and Brokerage Expenses	12 Taxes, Licenses and Fees
		1 Direct Premiums Written	2 Direct Premiums Earned										
1.	Fire	67,092	44,507		35,828		4,315	2,722		119	577	13,598	(750)
2.1	Allied Lines	162,236	150,179		98,595	36,148	38,563	29,148		289	2,939	39,641	1
2.2	Multiple Peril Crop												
2.3	Federal Flood												
2.4	Private Crop												
2.5	Private Flood												
3.	Farmowners Multiple Peril		898				(37)	84		(18)	9		
4.	Homeowners Multiple Peril	16,126	10,449		6,660		249	451			41	3,629	5
5.1	Commercial Multiple Peril (Non-Liability Portion)	1,163,749	1,033,809		557,308	98,603	159,546	156,470	5,993	7,265	16,061	257,254	
5.2	Commercial Multiple Peril (Liability Portion)	698,740	680,548		309,485	953,759	697,997	546,547	37,089	(14,540)	178,283	156,223	
6.	Mortgage Guaranty												
8.	Ocean Marine					2,413	2,799	599		(26)	20		
9.	Inland Marine	102,206	111,225		31,675	49,439	50,882	797	1,040	3,133	2,403	20,532	1
10.	Financial Guaranty												
11.1	Medical Professional Liability - Occurrence												
11.2	Medical Professional Liability - Claims-Made												
12.	Earthquake	259	259				56	182		7	9	69	
13.1	Comprehensive (hospital and medical) ind (b)												
13.2	Comprehensive (hospital and medical) group (b)												
14.	Credit A&H (Group and Individual)												
15.1	Vision Only (b).....												
15.2	Dental Only (b)												
15.3	Disability Income (b)												
15.4	Medicare Supplement (b)												
15.5	Medicaid Title XIX (b)												
15.6	Medicare Title XVIII (b).....												
15.7	Long-Term Care (b)												
15.8	Federal Employees Health Benefits Plan (b)												
15.9	Other Health (b)												
16.	Workers' Compensation												
17.1	Other Liability - Occurrence	1,681,642	2,004,128		632,153	474,718	502,621	2,855,687	37,857	25,545	486,383	394,812	86
17.2	Other Liability - Claims-Made	865,928	1,147,782		445,753		327,531	1,650,815	24,809	225,679	782,757	203,439	12
17.3	Excess Workers' Compensation												
18.1	Products Liability - Occurrence	71,641	73,602		39,056		(16,976)	461,373	9,405	(19,133)	247,979	14,012	7
18.2	Products Liability - Claims-Made												
19.1	Private Passenger Auto No-Fault (Personal Injury Protection)												
19.2	Other Private Passenger Auto Liability												
19.3	Commercial Auto No-Fault (Personal Injury Protection)						(2,175)	1,404		(359)	298		
19.4	Other Commercial Auto Liability	402,290	505,606		146,546	300,000	269,312	676,235	39,426	27,244	16,830	104,829	59
21.1	Private Passenger Auto Physical Damage												
21.2	Commercial Auto Physical Damage	3,496	3,496				1,887	(474)		(3,816)	4,330	700	2
22.	Aircraft (all perils)												
23.	Fidelity												
24.	Surety												
26.	Burglary and Theft												
27.	Boiler and Machinery	5,319	5,657		2,474		(155)	55		(1)	5	1,099	1
28.	Credit	4,873	3,914		7,567		(4,478)						
29.	International												
30.	Warranty												
31.	Reins nonproportional assumed property	XXX	XXX	XXX	XXX	XXX	XXX	XXX	XXX	XXX	XXX	XXX	XXX
32.	Reins nonproportional assumed liability	XXX	XXX	XXX	XXX	XXX	XXX	XXX	XXX	XXX	XXX	XXX	XXX
33.	Reins nonproportional assumed financial lines	XXX	XXX	XXX	XXX	XXX	XXX	XXX	XXX	XXX	XXX	XXX	XXX
34.	Aggregate Write-Ins for Other Lines of Business												
35.	Total (a)	5,245,597	5,776,058		2,313,099	1,915,078	2,031,937	6,382,093	155,620	251,388	1,738,923	1,209,835	(576)
DETAILS OF WRITE-INS													
3401.												
3402.												
3403.												
3498.	Summary of remaining write-ins for Line 34 from overflow page												
3499.	Totals (Lines 3401 thru 3403 plus 3498)(Line 34 above)												

(a) Finance and service charges not included in Lines 1 to 35 \$

(b) For health business on indicated lines report: Number of persons insured under PPO managed care products and number of persons insured under indemnity only products



ANNUAL STATEMENT FOR THE YEAR 2023 OF THE SCOTTSDALE INSURANCE COMPANY

EXHIBIT OF PREMIUMS AND LOSSES (Statutory Page 14)

NAIC Group Code 0140

BUSINESS IN THE STATE OF Ohio

DURING THE YEAR 2023

NAIC Company Code 41297

Line of Business		Gross Premiums, Including Policy and Membership Fees, Less Return Premiums and Premiums on Policies not Taken		3 Dividends Paid or Credited to Policyholders on Direct Business	4 Direct Unearned Premium Reserves	5 Direct Losses Paid (deducting salvage)	6 Direct Losses Incurred	7 Direct Losses Unpaid	8 Direct Defense and Cost Containment Expense Paid	9 Direct Defense and Cost Containment Expense Incurred	10 Direct Defense and Cost Containment Expense Unpaid	11 Commissions and Brokerage Expenses	12 Taxes, Licenses and Fees
		1 Direct Premiums Written	2 Direct Premiums Earned										
1.	Fire	22,735	15,487		8,369		(836)	539		332	416	6,240	(396)
2.1	Allied Lines	1,177,587	1,051,659		700,043		(26,458)	203,512	(3,191)	(306)	17,609	311,747	31,351
2.2	Multiple Peril Crop												
2.3	Federal Flood												
2.4	Private Crop												
2.5	Private Flood												
3.	Farmowners Multiple Peril						(13)	8		(11)			
4.	Homeowners Multiple Peril						(10)	5		(7)			
5.1	Commercial Multiple Peril (Non-Liability Portion)		12,280			(78)	(31)	9		(28)			
5.2	Commercial Multiple Peril (Liability Portion)	2,293	41,021				(1,692)	622		(802)	107	24,662	(22)
6.	Mortgage Guaranty						2,133	77,642	782	(2,697)	22,852	77,333	(36)
8.	Ocean Marine					65,341							
9.	Inland Marine	(19,936)	(23,532)		9,933		75,532	27,167					
10.	Financial Guaranty						449	(1,728)		1,529	1,839	38,772	1,112
11.1	Medical Professional Liability - Occurrence												
11.2	Medical Professional Liability - Claims-Made												
12.	Earthquake												
13.1	Comprehensive (hospital and medical) ind (b)												
13.2	Comprehensive (hospital and medical) group (b)												
14.	Credit A&H (Group and Individual)												
15.1	Vision Only (b).....												
15.2	Dental Only (b)												
15.3	Disability Income (b)												
15.4	Medicare Supplement (b)												
15.5	Medicaid Title XIX (b)												
15.6	Medicare Title XVIII (b).....												
15.7	Long-Term Care (b)												
15.8	Federal Employees Health Benefits Plan (b)												
15.9	Other Health (b)												
16.	Workers' Compensation												
17.1	Other Liability - Occurrence	392,628	757,634		166,908		(427,351)	27,959,223	163,555	1,556,513	1,775,263	105,094	(69,547)
17.2	Other Liability - Claims-Made	871,401	943,514		306,685	87,015	650,142	950,320	39,526	19,190	105,928	516,709	14,306
17.3	Excess Workers' Compensation												
18.1	Products Liability - Occurrence						(4,246)	13,965		(3,987)	9,181		
18.2	Products Liability - Claims-Made	5,183	4,103		1,080							1,477	78
19.1	Private Passenger Auto No-Fault (Personal Injury Protection)												
19.2	Other Private Passenger Auto Liability												
19.3	Commercial Auto No-Fault (Personal Injury Protection)												
19.4	Other Commercial Auto Liability	(4,191)	285,589		18,257	549,850	(119,489)	605,211	8,528	(49,237)	45,017	1,244	(985)
21.1	Private Passenger Auto Physical Damage												
21.2	Commercial Auto Physical Damage	472	1,562		738	(350)	170	(117)	(50)	(1,870)	1,006	170	5
22.	Aircraft (all perils)												
23.	Fidelity												
24.	Surety												
26.	Burglary and Theft	1,281	1,250		1,021		(9)	18			1	307	19
27.	Boiler and Machinery	6,025	4,961		2,956		(1,409)	953		29	129	1,502	234
28.	Credit	66,577	5,618		61,524		(82)						1,023
29.	International												
30.	Warranty						(3,002)	4,529		10			
31.	Reins nonproportional assumed property	XXX	XXX	XXX	XXX	XXX	XXX	XXX	XXX	XXX	XXX	XXX	XXX
32.	Reins nonproportional assumed liability	XXX	XXX	XXX	XXX	XXX	XXX	XXX	XXX	XXX	XXX	XXX	XXX
33.	Reins nonproportional assumed financial lines	XXX	XXX	XXX	XXX	XXX	XXX	XXX	XXX	XXX	XXX	XXX	XXX
34.	Aggregate Write-Ins for Other Lines of Business												
35.	Total (a)	2,522,055	3,101,145		1,277,513	701,778	143,797	29,841,878	209,150	1,518,656	1,979,348	1,085,257	(22,858)
DETAILS OF WRITE-INS													
3401.												
3402.												
3403.												
3498.	Summary of remaining write-ins for Line 34 from overflow page												
3499.	Totals (Lines 3401 thru 3403 plus 3498)(Line 34 above)												

(a) Finance and service charges not included in Lines 1 to 35 \$ 75

(b) For health business on indicated lines report: Number of persons insured under PPO managed care products and number of persons insured under indemnity only products



ANNUAL STATEMENT FOR THE YEAR 2023 OF THE SCOTTSDALE INSURANCE COMPANY

EXHIBIT OF PREMIUMS AND LOSSES (Statutory Page 14)

NAIC Group Code 0140		BUSINESS IN THE STATE OF Oklahoma				DURING THE YEAR 2023				NAIC Company Code 41297			
Line of Business		Gross Premiums, Including Policy and Membership Fees, Less Return Premiums and Premiums on Policies not Taken		3 Dividends Paid or Credited to Policyholders on Direct Business	4 Direct Unearned Premium Reserves	5 Direct Losses Paid (deducting salvage)	6 Direct Losses Incurred	7 Direct Losses Unpaid	8 Direct Defense and Cost Containment Expense Paid	9 Direct Defense and Cost Containment Expense Incurred	10 Direct Defense and Cost Containment Expense Unpaid	11 Commissions and Brokerage Expenses	12 Taxes, Licenses and Fees
		1 Direct Premiums Written	2 Direct Premiums Earned										
1.	Fire	377,157	426,747		151,955	124,649	168,972	91,404	529	635	10,558	202,542	(17,960)
2.1	Allied Lines	2,894,853	2,205,014		1,567,849		(9,499)	351,125		5,102	25,499	768,143	33
2.2	Multiple Peril Crop												
2.3	Federal Flood												
2.4	Private Crop												
2.5	Private Flood												
3.	Farmowners Multiple Peril	166,506	168,712		81,811	65,216	88,089	38,121	(966)	517	4,274	37,470	8
4.	Homeowners Multiple Peril	620,138	700,524		279,852	465,375	547,984	232,939	27,394	14,175	27,038	212,933	49
5.1	Commercial Multiple Peril (Non-Liability Portion)	6,557,526	6,306,720		3,160,592	3,669,948	3,839,095	1,499,598	131,359	135,676	146,712	1,508,304	427
5.2	Commercial Multiple Peril (Liability Portion)	2,482,768	2,742,849		931,530	1,682,467	1,657,003	3,371,932	287,196	419,885	1,390,535	529,324	176
6.	Mortgage Guaranty												
8.	Ocean Marine	4,809	3,287		1,585	12,620	6,325	4,552		(610)	269	1,439	
9.	Inland Marine	1,260,038	1,123,550		603,992	876,876	983,828	107,005	246	21,068	25,438	252,489	88
10.	Financial Guaranty												
11.1	Medical Professional Liability - Occurrence												
11.2	Medical Professional Liability - Claims-Made												
12.	Earthquake	114	164		23		37	70		(5)		29	
13.1	Comprehensive (hospital and medical) ind (b)												
13.2	Comprehensive (hospital and medical) group (b)												
14.	Credit A&H (Group and Individual)												
15.1	Vision Only (b).....												
15.2	Dental Only (b)												
15.3	Disability Income (b)												
15.4	Medicare Supplement (b)												
15.5	Medicaid Title XIX (b)												
15.6	Medicare Title XVIII (b).....												
15.7	Long-Term Care (b)												
15.8	Federal Employees Health Benefits Plan (b)												
15.9	Other Health (b)												
16.	Workers' Compensation												
17.1	Other Liability - Occurrence	8,710,384	9,569,945		3,696,932	1,145,084	3,505,541	17,001,103	371,217	97,443	2,792,944	2,061,554	511
17.2	Other Liability - Claims-Made	3,731,224	3,099,475		2,632,477	161,067	287,420	2,207,374	53,274	205,309	571,061	1,025,949	112
17.3	Excess Workers' Compensation												
18.1	Products Liability - Occurrence	115,785	125,430		33,178	30,000	565,655	1,689,868	80,158	(69,975)	612,426	23,196	3
18.2	Products Liability - Claims-Made												
19.1	Private Passenger Auto No-Fault (Personal Injury Protection)												
19.2	Other Private Passenger Auto Liability												
19.3	Commercial Auto No-Fault (Personal Injury Protection)												
19.4	Other Commercial Auto Liability	765,839	1,089,881		360,977	503,214	(1,103,281)	3,438,176	243,113	(48,458)	297,621	186,903	35
21.1	Private Passenger Auto Physical Damage												
21.2	Commercial Auto Physical Damage	19,414	37,291		8,670	(120)	6,257	(2,314)		(11,295)	8,593	3,871	
22.	Aircraft (all perils)												
23.	Fidelity												
24.	Surety	364	254		203		(117)	39		(89)	28	109	
26.	Burglary and Theft						(1)				1		
27.	Boiler and Machinery	51,363	44,818		29,635	489	(105)	724		16	53	12,009	1
28.	Credit	43,049	21,494		61,226	1,749	(24,131)					1	1
29.	International												
30.	Warranty	12,393	49,198		8,341	66,031	62,100	1,367				3,878	
31.	Reins nonproportional assumed property	XXX	XXX	XXX	XXX	XXX	XXX	XXX	XXX	XXX	XXX	XXX	XXX
32.	Reins nonproportional assumed liability	XXX	XXX	XXX	XXX	XXX	XXX	XXX	XXX	XXX	XXX	XXX	XXX
33.	Reins nonproportional assumed financial lines	XXX	XXX	XXX	XXX	XXX	XXX	XXX	XXX	XXX	XXX	XXX	XXX
34.	Aggregate Write-Ins for Other Lines of Business												
35.	Total (a)	27,813,725	27,715,353		13,610,829	8,804,666	10,581,170	30,033,081	1,193,518	769,395	5,913,050	6,830,142	(16,516)
DETAILS OF WRITE-INS													
3401.												
3402.												
3403.												
3498.	Summary of remaining write-ins for Line 34 from overflow page												
3499.	Totals (Lines 3401 thru 3403 plus 3498)(Line 34 above)												

(a) Finance and service charges not included in Lines 1 to 35 \$
(b) For health business on indicated lines report: Number of persons insured under PPO managed care products and number of persons insured under indemnity only products



ANNUAL STATEMENT FOR THE YEAR 2023 OF THE SCOTTSDALE INSURANCE COMPANY

EXHIBIT OF PREMIUMS AND LOSSES (Statutory Page 14)

NAIC Group Code 0140

BUSINESS IN THE STATE OF Oregon

DURING THE YEAR 2023

NAIC Company Code 41297

Line of Business		Gross Premiums, Including Policy and Membership Fees, Less Return Premiums and Premiums on Policies not Taken		3 Dividends Paid or Credited to Policyholders on Direct Business	4 Direct Unearned Premium Reserves	5 Direct Losses Paid (deducting salvage)	6 Direct Losses Incurred	7 Direct Losses Unpaid	8 Direct Defense and Cost Containment Expense Paid	9 Direct Defense and Cost Containment Expense Incurred	10 Direct Defense and Cost Containment Expense Unpaid	11 Commissions and Brokerage Expenses	12 Taxes, Licenses and Fees
		1 Direct Premiums Written	2 Direct Premiums Earned										
1.	Fire	707,473	711,914		279,636	571,568	558,544	76,671	3,692	992	6,848	161,352	(17,500)
2.1	Allied Lines	3,200,945	3,508,951		1,601,496	206,325	271,551	676,552	151	15,676	45,183	826,474	
2.2	Multiple Peril Crop												
2.3	Federal Flood												
2.4	Private Crop												
2.5	Private Flood												
3.	Farmowners Multiple Peril	286,354	297,421		118,783	107,876	104,539	20,027	(862)		1,991	64,438	
4.	Homeowners Multiple Peril	484,656	616,209		244,402	143,174	178,172	100,674	28,718	41,411	42,289	109,063	
5.1	Commercial Multiple Peril (Non-Liability Portion)	4,783,209	5,161,697		2,161,430	4,914,527	1,253,193	712,763	156,756	120,530	77,980	1,079,153	
5.2	Commercial Multiple Peril (Liability Portion)	3,503,455	3,514,653		1,357,901	234,626	971,214	3,608,360	77,446	121,855	1,059,782	876,926	
6.	Mortgage Guaranty												
8.	Ocean Marine	73,303	71,914		39,021	19,182	133,955	189,352		(10,758)	1,692	32,927	
9.	Inland Marine	685,222	1,457,096		765,446	82,084	447,409	619,931	632	20,387	33,179	151,317	
10.	Financial Guaranty												
11.1	Medical Professional Liability - Occurrence												
11.2	Medical Professional Liability - Claims-Made												
12.	Earthquake	5,432	5,198		3,787		733	978		22	49	1,439	
13.1	Comprehensive (hospital and medical) ind (b)												
13.2	Comprehensive (hospital and medical) group (b)												
14.	Credit A&H (Group and Individual)												
15.1	Vision Only (b).....												
15.2	Dental Only (b)												
15.3	Disability Income (b)												
15.4	Medicare Supplement (b)												
15.5	Medicaid Title XIX (b)												
15.6	Medicare Title XVIII (b).....												
15.7	Long-Term Care (b)												
15.8	Federal Employees Health Benefits Plan (b)												
15.9	Other Health (b)												
16.	Workers' Compensation												
17.1	Other Liability - Occurrence	11,437,998	10,413,634		6,410,958	1,491,620	4,375,016	13,990,655	310,177	900,277	3,071,602	2,465,298	
17.2	Other Liability - Claims-Made	1,911,036	1,803,244		651,215	210,000	604,692	2,169,379	10,132	9,085	687,619	443,175	
17.3	Excess Workers' Compensation												
18.1	Products Liability - Occurrence	242,600	358,507		114,655	146,735	1,200,745	3,913,073	279,678	142,755	2,016,977	49,037	
18.2	Products Liability - Claims-Made	200,148	191,059		48,012							61,796	
19.1	Private Passenger Auto No-Fault (Personal Injury Protection)												
19.2	Other Private Passenger Auto Liability												
19.3	Commercial Auto No-Fault (Personal Injury Protection)					15,010	12,161	2,012	(567)		405		
19.4	Other Commercial Auto Liability	476,454	705,774		245,106	112,995	365,532	743,584	(13,000)		40,260	94,186	
21.1	Private Passenger Auto Physical Damage												
21.2	Commercial Auto Physical Damage		3,455				1,171	(333)	3,725	1,130	1,637		
22.	Aircraft (all perils)												
23.	Fidelity												
24.	Surety	1,224	938		489		(98)	84		(50)	295	314	
26.	Burglary and Theft	1,967	2,363		1,967		(57)	26		1	3	468	
27.	Boiler and Machinery	39,589	49,854		17,582	117,262	118,077	2,350	487	539	9,284		
28.	Credit	2,418	7,388		16,140		(927)						
29.	International												
30.	Warranty	53,471	17,020		36,451		(1,270)	530		1		16,710	
31.	Reins nonproportional assumed property	XXX	XXX	XXX	XXX	XXX	XXX	XXX	XXX	XXX	XXX	XXX	XXX
32.	Reins nonproportional assumed liability	XXX	XXX	XXX	XXX	XXX	XXX	XXX	XXX	XXX	XXX	XXX	XXX
33.	Reins nonproportional assumed financial lines	XXX	XXX	XXX	XXX	XXX	XXX	XXX	XXX	XXX	XXX	XXX	XXX
34.	Aggregate Write-Ins for Other Lines of Business												
35.	Total (a)	28,096,952	28,898,289		14,112,804	8,372,984	10,594,350	26,826,666	871,107	1,349,373	7,088,328	6,443,358	(17,500)
DETAILS OF WRITE-INS													
3401.												
3402.												
3403.												
3498.	Summary of remaining write-ins for Line 34 from overflow page												
3499.	Totals (Lines 3401 thru 3403 plus 3498)(Line 34 above)												

(a) Finance and service charges not included in Lines 1 to 35 \$ 15

(b) For health business on indicated lines report: Number of persons insured under PPO managed care products and number of persons insured under indemnity only products



ANNUAL STATEMENT FOR THE YEAR 2023 OF THE SCOTTSDALE INSURANCE COMPANY

EXHIBIT OF PREMIUMS AND LOSSES (Statutory Page 14)

NAIC Group Code 0140

BUSINESS IN THE STATE OF Pennsylvania

DURING THE YEAR 2023

NAIC Company Code 41297

Line of Business		Gross Premiums, Including Policy and Membership Fees, Less Return Premiums and Premiums on Policies not Taken		3 Dividends Paid or Credited to Policyholders on Direct Business	4 Direct Unearned Premium Reserves	5 Direct Losses Paid (deducting salvage)	6 Direct Losses Incurred	7 Direct Losses Unpaid	8 Direct Defense and Cost Containment Expense Paid	9 Direct Defense and Cost Containment Expense Incurred	10 Direct Defense and Cost Containment Expense Unpaid	11 Commissions and Brokerage Expenses	12 Taxes, Licenses and Fees
		1 Direct Premiums Written	2 Direct Premiums Earned										
1.	Fire	872,624	822,298		411,182	446,043	493,156	79,155	10,520	9,162	10,509	319,003	(13,223)
2.1	Allied Lines	5,072,100	4,739,480		2,470,257	939,644	(1,226,492)	1,564,040	29,810	37,557	74,141	1,211,569	117
2.2	Multiple Peril Crop												
2.3	Federal Flood												
2.4	Private Crop												
2.5	Private Flood		223					5					
3.	Farmowners Multiple Peril	31,666	30,892		14,138	437		1,690		65		7,125	
4.	Homeowners Multiple Peril	1,340,219	1,335,431		666,852	960,702	203,979	116,048	65,891	11,644	14,165	327,195	36
5.1	Commercial Multiple Peril (Non-Liability Portion)	4,986,100	4,549,435		2,448,966	4,181,945	4,292,187	1,339,846	63,633	55,706	140,544	1,166,577	212
5.2	Commercial Multiple Peril (Liability Portion)	3,828,990	3,848,312		1,544,724	3,654,600	1,987,582	4,703,904	448,631	207,824	1,171,629	817,638	315
6.	Mortgage Guaranty												
8.	Ocean Marine	357,484	311,607		117,829	71,610	(63,644)	91,601		(5,717)	5,979	107,047	
9.	Inland Marine	956,174	1,115,423		370,664	185,764	266,289	176,510	3,518	15,526	18,656	217,764	29
10.	Financial Guaranty												
11.1	Medical Professional Liability - Occurrence												
11.2	Medical Professional Liability - Claims-Made												
12.	Earthquake	3,267	3,180		1,361		451	646		8	32	866	
13.1	Comprehensive (hospital and medical) ind (b)												
13.2	Comprehensive (hospital and medical) group (b)												
14.	Credit A&H (Group and Individual)												
15.1	Vision Only (b).....												
15.2	Dental Only (b)												
15.3	Disability Income (b)												
15.4	Medicare Supplement (b)												
15.5	Medicaid Title XIX (b)												
15.6	Medicare Title XVIII (b).....												
15.7	Long-Term Care (b)												
15.8	Federal Employees Health Benefits Plan (b)												
15.9	Other Health (b)												
16.	Workers' Compensation												
17.1	Other Liability - Occurrence	12,991,917	13,309,499		5,955,958	4,222,573	3,975,128	23,626,858	816,261	744,998	3,931,014	2,841,458	2
17.2	Other Liability - Claims-Made	31,820,937	30,797,639		14,217,884	9,983,330	24,958,886	40,216,164	1,396,334	(783,480)	10,041,580	7,724,364	
17.3	Excess Workers' Compensation												
18.1	Products Liability - Occurrence	71,379	679,331		69,848	373,500	(359,296)	4,655,535	220,833	(1,413,697)	2,415,326	29,241	2
18.2	Products Liability - Claims-Made	591,010	567,324		217,748					(1,446)		180,204	
19.1	Private Passenger Auto No-Fault (Personal Injury Protection)												
19.2	Other Private Passenger Auto Liability												
19.3	Commercial Auto No-Fault (Personal Injury Protection)						(2,626)	2,468		(494)	388		
19.4	Other Commercial Auto Liability	1,195,991	2,095,757		404,869	1,153,100	743,106	3,824,193	94,707	40,842	201,323	279,668	5
21.1	Private Passenger Auto Physical Damage												
21.2	Commercial Auto Physical Damage						3,884	(1,124)		(7,797)	4,976		
22.	Aircraft (all perils)												
23.	Fidelity												
24.	Surety	123	36,414		5,715		198	1,911		1,740	3,125	35	
26.	Burglary and Theft	500	500				(7)	7				100	
27.	Boiler and Machinery	99,068	93,186		44,467	47,371	47,680	2,849		29	112	20,621	5
28.	Credit	75,102	60,934		123,989		(109,303)					2	
29.	International												
30.	Warranty	56,585	54,283		33,194	149,177	147,078	1,594				17,683	
31.	Reins nonproportional assumed property	XXX	XXX	XXX	XXX	XXX	XXX	XXX	XXX	XXX	XXX	XXX	XXX
32.	Reins nonproportional assumed liability	XXX	XXX	XXX	XXX	XXX	XXX	XXX	XXX	XXX	XXX	XXX	XXX
33.	Reins nonproportional assumed financial lines	XXX	XXX	XXX	XXX	XXX	XXX	XXX	XXX	XXX	XXX	XXX	XXX
34.	Aggregate Write-Ins for Other Lines of Business												
35.	Total (a)	64,351,237	64,451,148		29,119,874	26,369,361	35,358,723	80,403,944	3,150,138	(1,087,529)	18,033,692	15,268,161	(12,500)
DETAILS OF WRITE-INS													
3401.												
3402.												
3403.												
3498.	Summary of remaining write-ins for Line 34 from overflow page												
3499.	Totals (Lines 3401 thru 3403 plus 3498)(Line 34 above)												

(a) Finance and service charges not included in Lines 1 to 35 \$

(b) For health business on indicated lines report: Number of persons insured under PPO managed care products and number of persons insured under indemnity only products



ANNUAL STATEMENT FOR THE YEAR 2023 OF THE SCOTTSDALE INSURANCE COMPANY

EXHIBIT OF PREMIUMS AND LOSSES (Statutory Page 14)

NAIC Group Code 0140

BUSINESS IN THE STATE OF Rhode Island

DURING THE YEAR 2023

NAIC Company Code 41297

Line of Business		Gross Premiums, Including Policy and Membership Fees, Less Return Premiums and Premiums on Policies not Taken		3 Dividends Paid or Credited to Policyholders on Direct Business	4 Direct Unearned Premium Reserves	5 Direct Losses Paid (deducting salvage)	6 Direct Losses Incurred	7 Direct Losses Unpaid	8 Direct Defense and Cost Containment Expense Paid	9 Direct Defense and Cost Containment Expense Incurred	10 Direct Defense and Cost Containment Expense Unpaid	11 Commissions and Brokerage Expenses	12 Taxes, Licenses and Fees
		1 Direct Premiums Written	2 Direct Premiums Earned										
1.	Fire	43,942	38,744		16,391	19,748	4,916			390	616	9,845	(1,500)
2.1	Allied Lines	182,294	260,040		140,666	79,783	54,318	52,287	11,507	12,167	5,240	37,207	
2.2	Multiple Peril Crop												
2.3	Federal Flood												
2.4	Private Crop												
2.5	Private Flood												
3.	Farmowners Multiple Peril												
4.	Homeowners Multiple Peril	551,882	486,184		298,968	79,474	53,030	28,753		(4,530)	2,922	125,686	
5.1	Commercial Multiple Peril (Non-Liability Portion)	741,312	652,476		362,086	167,818	207,073	158,664	(764)		10,234	164,375	
5.2	Commercial Multiple Peril (Liability Portion)	568,805	591,900		212,694	425,848	28,336	770,270	49,225	7,797	216,206	136,927	
6.	Mortgage Guaranty												
8.	Ocean Marine	24,374	22,342		3,244	6,050	2,082	9,917		(742)	341	7,312	33
9.	Inland Marine	103,167	135,074		21,180		285	83		2,141	2,737	24,298	5
10.	Financial Guaranty												
11.1	Medical Professional Liability - Occurrence												
11.2	Medical Professional Liability - Claims-Made												
12.	Earthquake	109	99		10	8	16			(6)	(19)	29	
13.1	Comprehensive (hospital and medical) ind (b)												
13.2	Comprehensive (hospital and medical) group (b)												
14.	Credit A&H (Group and Individual)												
15.1	Vision Only (b).....												
15.2	Dental Only (b)												
15.3	Disability Income (b)												
15.4	Medicare Supplement (b)												
15.5	Medicaid Title XIX (b)												
15.6	Medicare Title XVIII (b).....												
15.7	Long-Term Care (b)												
15.8	Federal Employees Health Benefits Plan (b)												
15.9	Other Health (b)												
16.	Workers' Compensation												
17.1	Other Liability - Occurrence	1,710,853	1,644,110		656,102	49,430	142,510	1,894,519	46,566	(30,697)	387,620	338,688	12
17.2	Other Liability - Claims-Made	1,229,568	1,362,385		530,796	37,126	556,773	2,042,445	(144)	113,250	376,183	289,909	
17.3	Excess Workers' Compensation												
18.1	Products Liability - Occurrence	13,043	18,245		9,295		(262,665)	1,383,704	18,672	(108,618)	131,707	1,789	
18.2	Products Liability - Claims-Made												
19.1	Private Passenger Auto No-Fault (Personal Injury Protection)												
19.2	Other Private Passenger Auto Liability												
19.3	Commercial Auto No-Fault (Personal Injury Protection)												
19.4	Other Commercial Auto Liability	65,076	45,008		29,083		22,037	35,318		696	1,048	12,528	
21.1	Private Passenger Auto Physical Damage												
21.2	Commercial Auto Physical Damage												
22.	Aircraft (all perils)												
23.	Fidelity												
24.	Surety												
26.	Burglary and Theft					(1)	2						
27.	Boiler and Machinery	7,398	7,791		3,237	(205)	88			1	10	1,529	
28.	Credit	11,215	6,695		15,466		(8,829)						
29.	International												
30.	Warranty												
31.	Reins nonproportional assumed property	XXX	XXX	XXX	XXX	XXX	XXX	XXX	XXX	XXX	XXX	XXX	XXX
32.	Reins nonproportional assumed liability	XXX	XXX	XXX	XXX	XXX	XXX	XXX	XXX	XXX	XXX	XXX	XXX
33.	Reins nonproportional assumed financial lines	XXX	XXX	XXX	XXX	XXX	XXX	XXX	XXX	XXX	XXX	XXX	XXX
34.	Aggregate Write-Ins for Other Lines of Business												
35.	Total (a)	5,253,038	5,271,093		2,299,218	845,528	814,500	6,380,981	125,062	(8,904)	1,134,845	1,150,122	(1,450)
DETAILS OF WRITE-INS													
3401.												
3402.												
3403.												
3498.	Summary of remaining write-ins for Line 34 from overflow page												
3499.	Totals (Lines 3401 thru 3403 plus 3498)(Line 34 above)												

(a) Finance and service charges not included in Lines 1 to 35 \$ 15

(b) For health business on indicated lines report: Number of persons insured under PPO managed care products and number of persons insured under indemnity only products



ANNUAL STATEMENT FOR THE YEAR 2023 OF THE SCOTTSDALE INSURANCE COMPANY

EXHIBIT OF PREMIUMS AND LOSSES (Statutory Page 14)

NAIC Group Code 0140

BUSINESS IN THE STATE OF South Carolina

DURING THE YEAR 2023

NAIC Company Code 41297

Line of Business		Gross Premiums, Including Policy and Membership Fees, Less Return Premiums and Premiums on Policies not Taken		3 Dividends Paid or Credited to Policyholders on Direct Business	4 Direct Unearned Premium Reserves	5 Direct Losses Paid (deducting salvage)	6 Direct Losses Incurred	7 Direct Losses Unpaid	8 Direct Defense and Cost Containment Expense Paid	9 Direct Defense and Cost Containment Expense Incurred	10 Direct Defense and Cost Containment Expense Unpaid	11 Commissions and Brokerage Expenses	12 Taxes, Licenses and Fees
		1 Direct Premiums Written	2 Direct Premiums Earned										
1.	Fire	2,311,272	2,322,046		1,000,513	298,635	283,176	215,192	10,615	4,602	29,193	577,065	(6,500)
2.1	Allied Lines	4,104,351	3,998,907		1,792,880	455,137	498,783	577,638	37,637	5,993	52,112	1,040,896	
2.2	Multiple Peril Crop												
2.3	Federal Flood												
2.4	Private Crop												
2.5	Private Flood		108		5		21	21			1	30	
3.	Farmowners Multiple Peril	88,118	75,914		34,614	32,014	16,241	6,482		(604)	625	19,828	
4.	Homeowners Multiple Peril	4,583,385	4,409,968		2,468,333	1,303,383	659,099	730,502	29,946	(56,521)	56,587	1,128,999	
5.1	Commercial Multiple Peril (Non-Liability Portion)	4,735,033	4,793,548		2,152,039	1,319,942	1,077,674	1,094,796	180,646	169,040	89,258	1,191,336	
5.2	Commercial Multiple Peril (Liability Portion)	2,552,993	2,532,254		1,007,961	552,189	577,600	3,194,335	399,720	57,717	1,040,179	724,485	
6.	Mortgage Guaranty												
8.	Ocean Marine	54,788	71,342		30,770	11,606	152,384	191,492		(2,981)	1,703	16,425	
9.	Inland Marine	601,473	840,416		309,123	45,052	351,337	443,556	876	10,533	15,076	143,412	
10.	Financial Guaranty												
11.1	Medical Professional Liability - Occurrence												
11.2	Medical Professional Liability - Claims-Made												
12.	Earthquake	1,365	462		1,016		54	80		(3)	(5)	362	
13.1	Comprehensive (hospital and medical) ind (b)												
13.2	Comprehensive (hospital and medical) group (b)												
14.	Credit A&H (Group and Individual)												
15.1	Vision Only (b).....												
15.2	Dental Only (b)												
15.3	Disability Income (b)												
15.4	Medicare Supplement (b)												
15.5	Medicaid Title XIX (b)												
15.6	Medicare Title XVIII (b).....												
15.7	Long-Term Care (b)												
15.8	Federal Employees Health Benefits Plan (b)												
15.9	Other Health (b)												
16.	Workers' Compensation												
17.1	Other Liability - Occurrence	11,786,514	12,162,523		5,306,009	5,687,425	6,118,181	17,119,921	712,486	712,919	3,937,739	2,713,212	
17.2	Other Liability - Claims-Made	1,617,333	1,467,197		708,777	2,078,077	1,849,261	3,746,284	250,237	418,079	1,447,420	461,602	
17.3	Excess Workers' Compensation												
18.1	Products Liability - Occurrence	95,504	211,638		54,417	2,792,709	2,557,531	5,924,992	884,142	(130,098)	3,306,301	18,067	
18.2	Products Liability - Claims-Made	332,473	207,619		250,636							99,289	
19.1	Private Passenger Auto No-Fault (Personal Injury Protection)												
19.2	Other Private Passenger Auto Liability												
19.3	Commercial Auto No-Fault (Personal Injury Protection)												
19.4	Other Commercial Auto Liability	1,266,638	1,156,880		783,092		2,733,821	3,008,742		(9,892)	24,549	203,238	
21.1	Private Passenger Auto Physical Damage												
21.2	Commercial Auto Physical Damage					5,000	6,989	(709)	1,376	(1,660)	2,321		
22.	Aircraft (all perils)												
23.	Fidelity												
24.	Surety	1,500	18,745		2,076	6,452	6,718	1,003	3,953	4,751	1,600	449	
26.	Burglary and Theft	1,920	1,996		1,200		(748)	1,551		(409)	448		
27.	Boiler and Machinery	20,335	23,467		9,126		(1,556)	347		8	60	4,117	
28.	Credit	23,055	18,488		44,826		(24,405)					1	
29.	International												
30.	Warranty	53,369	75,225		50,540	31,692	24,428	2,162		2		16,678	
31.	Reins nonproportional assumed property	XXX	XXX	XXX	XXX	XXX	XXX	XXX	XXX	XXX	XXX	XXX	XXX
32.	Reins nonproportional assumed liability	XXX	XXX	XXX	XXX	XXX	XXX	XXX	XXX	XXX	XXX	XXX	XXX
33.	Reins nonproportional assumed financial lines	XXX	XXX	XXX	XXX	XXX	XXX	XXX	XXX	XXX	XXX	XXX	XXX
34.	Aggregate Write-Ins for Other Lines of Business												
35.	Total (a)	34,231,532	34,388,743		16,007,953	14,619,310	16,886,590	36,258,366	2,511,635	1,181,476	10,005,167	8,360,062	(6,500)
DETAILS OF WRITE-INS													
3401.												
3402.												
3403.												
3498.	Summary of remaining write-ins for Line 34 from overflow page												
3499.	Totals (Lines 3401 thru 3403 plus 3498)(Line 34 above)												

(a) Finance and service charges not included in Lines 1 to 35 \$ 45

(b) For health business on indicated lines report: Number of persons insured under PPO managed care products and number of persons insured under indemnity only products



ANNUAL STATEMENT FOR THE YEAR 2023 OF THE SCOTTSDALE INSURANCE COMPANY

EXHIBIT OF PREMIUMS AND LOSSES (Statutory Page 14)

NAIC Group Code 0140

BUSINESS IN THE STATE OF South Dakota

DURING THE YEAR 2023

NAIC Company Code 41297

Line of Business		Gross Premiums, Including Policy and Membership Fees, Less Return Premiums and Premiums on Policies not Taken		3 Dividends Paid or Credited to Policyholders on Direct Business	4 Direct Unearned Premium Reserves	5 Direct Losses Paid (deducting salvage)	6 Direct Losses Incurred	7 Direct Losses Unpaid	8 Direct Defense and Cost Containment Expense Paid	9 Direct Defense and Cost Containment Expense Incurred	10 Direct Defense and Cost Containment Expense Unpaid	11 Commissions and Brokerage Expenses	12 Taxes, Licenses and Fees
		1 Direct Premiums Written	2 Direct Premiums Earned										
1.	Fire	51,060	66,381		21,720	94,587	96,307	17,617		2,035	4,277	10,270	(750)
2.1	Allied Lines	156,734	153,124		73,747		(36,788)	36,088		(574)	8,923	36,519	
2.2	Multiple Peril Crop												
2.3	Federal Flood												
2.4	Private Crop												
2.5	Private Flood												
3.	Farmowners Multiple Peril	6,399	6,214		4,533		657	740		182	189	1,440	
4.	Homeowners Multiple Peril	24,016	47,300		10,750		(14,080)	16,534		978	5,023	5,402	
5.1	Commercial Multiple Peril (Non-Liability Portion)	963,171	984,736		442,056	216,361	101,289	174,122		7,880	35,477	210,104	
5.2	Commercial Multiple Peril (Liability Portion)	574,787	678,451		214,543	1,004,000	43,959	609,849	1,625	(7,544)	185,665	133,541	
6.	Mortgage Guaranty												
8.	Ocean Marine	13,313	6,613		8,648	6,148	26,488	26,340		(66)	76	3,991	
9.	Inland Marine	67,438	65,945		25,663	102,239	72,250	13,625		2,439	8,205	13,187	
10.	Financial Guaranty												
11.1	Medical Professional Liability - Occurrence												
11.2	Medical Professional Liability - Claims-Made												
12.	Earthquake												
13.1	Comprehensive (hospital and medical) ind (b)												
13.2	Comprehensive (hospital and medical) group (b)												
14.	Credit A&H (Group and Individual)												
15.1	Vision Only (b).....												
15.2	Dental Only (b)												
15.3	Disability Income (b)												
15.4	Medicare Supplement (b)												
15.5	Medicaid Title XIX (b)												
15.6	Medicare Title XVIII (b).....												
15.7	Long-Term Care (b)												
15.8	Federal Employees Health Benefits Plan (b)												
15.9	Other Health (b)												
16.	Workers' Compensation												
17.1	Other Liability - Occurrence	797,155	804,301		315,747	15,907	437,461	1,354,629	21,366	53,458	223,110	172,349	
17.2	Other Liability - Claims-Made	697,218	304,049		453,745		38,116	104,884	99,610	(8)	88,658	181,774	
17.3	Excess Workers' Compensation												
18.1	Products Liability - Occurrence	10,275	16,179		5,725	96,792	(12,026)	365,441	26,111	(29,191)	203,417	2,085	
18.2	Products Liability - Claims-Made												
19.1	Private Passenger Auto No-Fault (Personal Injury Protection)												
19.2	Other Private Passenger Auto Liability												
19.3	Commercial Auto No-Fault (Personal Injury Protection)												
19.4	Other Commercial Auto Liability	167,969	173,066		23,377		40,744	170,937		(7,069)	11,452	33,551	
21.1	Private Passenger Auto Physical Damage												
21.2	Commercial Auto Physical Damage	13,986	13,986				(17,426)	9,705		(5,168)	8,667	2,800	
22.	Aircraft (all perils)												
23.	Fidelity												
24.	Surety												
26.	Burglary and Theft												
27.	Boiler and Machinery	4,760	7,229		1,738	3,615	(6,636)	55		(493)	10	963	
28.	Credit	2,982			4,185		(2,374)						
29.	International												
30.	Warranty	6,567	15,714		5,603		(620)	464				2,052	
31.	Reins nonproportional assumed property	XXX	XXX	XXX	XXX	XXX	XXX	XXX	XXX	XXX	XXX	XXX	XXX
32.	Reins nonproportional assumed liability	XXX	XXX	XXX	XXX	XXX	XXX	XXX	XXX	XXX	XXX	XXX	XXX
33.	Reins nonproportional assumed financial lines	XXX	XXX	XXX	XXX	XXX	XXX	XXX	XXX	XXX	XXX	XXX	XXX
34.	Aggregate Write-Ins for Other Lines of Business												
35.	Total (a)	3,557,830	3,345,608		1,611,780	1,539,649	767,320	2,901,029	162,131	16,859	783,148	810,026	(750)
DETAILS OF WRITE-INS													
3401.												
3402.												
3403.												
3498.	Summary of remaining write-ins for Line 34 from overflow page												
3499.	Totals (Lines 3401 thru 3403 plus 3498)(Line 34 above)												

(a) Finance and service charges not included in Lines 1 to 35 \$ 15

(b) For health business on indicated lines report: Number of persons insured under PPO managed care products and number of persons insured under indemnity only products



ANNUAL STATEMENT FOR THE YEAR 2023 OF THE SCOTTSDALE INSURANCE COMPANY

EXHIBIT OF PREMIUMS AND LOSSES (Statutory Page 14)

NAIC Group Code 0140

BUSINESS IN THE STATE OF Tennessee

DURING THE YEAR 2023

NAIC Company Code 41297

Line of Business		Gross Premiums, Including Policy and Membership Fees, Less Return Premiums and Premiums on Policies not Taken		3 Dividends Paid or Credited to Policyholders on Direct Business	4 Direct Unearned Premium Reserves	5 Direct Losses Paid (deducting salvage)	6 Direct Losses Incurred	7 Direct Losses Unpaid	8 Direct Defense and Cost Containment Expense Paid	9 Direct Defense and Cost Containment Expense Incurred	10 Direct Defense and Cost Containment Expense Unpaid	11 Commissions and Brokerage Expenses	12 Taxes, Licenses and Fees
		1 Direct Premiums Written	2 Direct Premiums Earned										
1.	Fire	290,781	324,174		153,577	228,380	258,700	116,179	2,509	8,717	14,543	70,501	(8,995)
2.1	Allied Lines	2,530,834	2,324,374		1,490,358	848,513	1,280,860	968,634	5,482	17,461	50,526	687,440	65
2.2	Multiple Peril Crop												
2.3	Federal Flood												
2.4	Private Crop												
2.5	Private Flood												
3.	Farmowners Multiple Peril	150,000	158,505		49,880	82,431	153,795	122,877	2,310	19,911	21,340	33,759	4
4.	Homeowners Multiple Peril	758,989	831,037		411,793	474,231	965,592	1,578,649	36,533	56,401	48,940	171,073	6
5.1	Commercial Multiple Peril (Non-Liability Portion)	2,816,262	2,992,740		1,389,768	2,453,964	2,405,643	661,593	49,916	53,285	68,346	649,790	71
5.2	Commercial Multiple Peril (Liability Portion)	1,734,657	1,910,017		591,860	788,795	1,152,824	2,835,915	159,535	191,862	681,475	421,787	41
6.	Mortgage Guaranty												
8.	Ocean Marine	67,225	60,284		29,141	24,411	(8,130)	27,381		(1,764)	865	20,167	1
9.	Inland Marine	1,073,964	1,299,293		598,913	570,332	1,119,917	844,261	11,609	43,475	45,869	253,374	89
10.	Financial Guaranty												
11.1	Medical Professional Liability - Occurrence												
11.2	Medical Professional Liability - Claims-Made												
12.	Earthquake	296	912		8		237	453		(10)	33	79	
13.1	Comprehensive (hospital and medical) ind (b)												
13.2	Comprehensive (hospital and medical) group (b)												
14.	Credit A&H (Group and Individual)												
15.1	Vision Only (b).....												
15.2	Dental Only (b)												
15.3	Disability Income (b)												
15.4	Medicare Supplement (b)												
15.5	Medicaid Title XIX (b)												
15.6	Medicare Title XVIII (b).....												
15.7	Long-Term Care (b)												
15.8	Federal Employees Health Benefits Plan (b)												
15.9	Other Health (b)												
16.	Workers' Compensation												
17.1	Other Liability - Occurrence	7,359,094	7,290,799		3,184,017	686,969	1,858,804	11,111,014	301,569	204,880	2,126,437	1,593,346	192
17.2	Other Liability - Claims-Made	9,745,240	8,928,187		5,508,781	5,005,000	3,738,820	11,361,054	110,719	485,198	1,647,830	2,084,252	243
17.3	Excess Workers' Compensation												
18.1	Products Liability - Occurrence	106,785	103,829		39,531	125,000	(84,593)	1,504,220	10,700	(167,833)	1,000,563	20,820	2
18.2	Products Liability - Claims-Made	166,184	222,558		120,892							51,180	5
19.1	Private Passenger Auto No-Fault (Personal Injury Protection)												
19.2	Other Private Passenger Auto Liability												
19.3	Commercial Auto No-Fault (Personal Injury Protection)												
19.4	Other Commercial Auto Liability	655,937	652,758		229,331	(13,857)	197,334	1,827,919		(13,954)	47,149	118,527	55
21.1	Private Passenger Auto Physical Damage												
21.2	Commercial Auto Physical Damage	13,000	13,000		3,792	13,753	16,251	(914)		(4,677)	3,391	910	5
22.	Aircraft (all perils)												
23.	Fidelity												
24.	Surety	3,410	9,681		1,705		(758)	701	2,533	2,150	1,052	1,023	
26.	Burglary and Theft						(16)	5			11		
27.	Boiler and Machinery	9,942	12,063		4,305		(319)	145		2	16	2,048	
28.	Credit	90,172	53,472		128,709		(84,440)					2	2
29.	International												
30.	Warranty	211,282	142,059		181,951	112,744	108,088	4,308				66,029	13
31.	Reins nonproportional assumed property	XXX	XXX	XXX	XXX	XXX	XXX	XXX	XXX	XXX	XXX	XXX	XXX
32.	Reins nonproportional assumed liability	XXX	XXX	XXX	XXX	XXX	XXX	XXX	XXX	XXX	XXX	XXX	XXX
33.	Reins nonproportional assumed financial lines	XXX	XXX	XXX	XXX	XXX	XXX	XXX	XXX	XXX	XXX	XXX	XXX
34.	Aggregate Write-Ins for Other Lines of Business												
35.	Total (a)	27,784,054	27,329,741		14,118,313	11,400,667	13,078,610	32,964,394	693,416	895,074	5,758,388	6,246,104	(8,201)
DETAILS OF WRITE-INS													
3401.												
3402.												
3403.												
3498.	Summary of remaining write-ins for Line 34 from overflow page												
3499.	Totals (Lines 3401 thru 3403 plus 3498)(Line 34 above)												

(a) Finance and service charges not included in Lines 1 to 35 \$ 15

(b) For health business on indicated lines report: Number of persons insured under PPO managed care products and number of persons insured under indemnity only products



ANNUAL STATEMENT FOR THE YEAR 2023 OF THE SCOTTSDALE INSURANCE COMPANY

EXHIBIT OF PREMIUMS AND LOSSES (Statutory Page 14)

NAIC Group Code 0140		BUSINESS IN THE STATE OF Texas		DURING THE YEAR 2023								NAIC Company Code 41297	
Line of Business		Gross Premiums, Including Policy and Membership Fees, Less Return Premiums and Premiums on Policies not Taken		3	4	5	6	7	8	9	10	11	12
		1	2										
		Direct Premiums Written	Direct Premiums Earned	Dividends Paid or Credited to Policyholders on Direct Business	Direct Unearned Premium Reserves	Direct Losses Paid (deducting salvage)	Direct Losses Incurred	Direct Losses Unpaid	Direct Defense and Cost Containment Expense Paid	Direct Defense and Cost Containment Expense Incurred	Direct Defense and Cost Containment Expense Unpaid	Commissions and Brokerage Expenses	Taxes, Licenses and Fees
1.	Fire	11,644,886	11,341,896		5,548,417	3,888,021	3,817,444	2,099,998	58,428	39,532	328,039	3,297,190	(148,000)
2.1	Allied Lines	36,357,672	30,907,096		17,842,341	11,057,824	10,661,751	28,426,692	609,205	1,029,902	1,540,112	8,779,750	
2.2	Multiple Peril Crop												
2.3	Federal Flood												
2.4	Private Crop												
2.5	Private Flood		805		246		26	75		(2)	6	195	
3.	Farmowners Multiple Peril	405,806	366,885		187,184	69,691	58,749	66,166	3,744	(18,624)	8,767	112,009	
4.	Homeowners Multiple Peril	9,340,632	10,810,354		4,747,688	5,507,696	3,360,601	2,311,876	274,792	(240,010)	310,461	2,449,735	
5.1	Commercial Multiple Peril (Non-Liability Portion)	59,253,789	58,142,442		26,336,804	24,907,068	26,769,208	19,308,766	685,937	849,355	2,062,299	14,135,226	
5.2	Commercial Multiple Peril (Liability Portion)	18,891,294	19,563,851		7,411,914	6,337,327	6,744,019	23,227,711	1,747,918	1,482,673	6,761,171	4,560,347	
6.	Mortgage Guaranty												
8.	Ocean Marine	462,699	452,190		249,013	729,391	605,529	322,867		(8,950)	9,574	139,331	
9.	Inland Marine	10,791,547	14,306,945		6,796,372	8,281,193	14,540,196	9,712,491	111,418	294,166	341,877	2,485,781	
10.	Financial Guaranty												
11.1	Medical Professional Liability - Occurrence												
11.2	Medical Professional Liability - Claims-Made												
12.	Earthquake	3,076	2,905		1,338		255	990		(50)	120	764	
13.1	Comprehensive (hospital and medical) ind (b)												
13.2	Comprehensive (hospital and medical) group (b)												
14.	Credit A&H (Group and Individual)												
15.1	Vision Only (b).....												
15.2	Dental Only (b)												
15.3	Disability Income (b)												
15.4	Medicare Supplement (b)												
15.5	Medicaid Title XIX (b)												
15.6	Medicare Title XVIII (b).....												
15.7	Long-Term Care (b)												
15.8	Federal Employees Health Benefits Plan (b)												
15.9	Other Health (b)												
16.	Workers' Compensation					1,140,361	1,140,361						
17.1	Other Liability - Occurrence	104,392,081	107,212,761		46,099,724	51,946,925	93,333,476	219,832,604	9,724,155	9,639,945	37,941,020	25,621,465	3
17.2	Other Liability - Claims-Made	34,712,283	34,295,214		18,973,264	1,707,879	9,296,983	30,859,768	804,607	2,396,536	7,487,654	7,634,897	
17.3	Excess Workers' Compensation												
18.1	Products Liability - Occurrence	494,223	909,686		282,104	6,034,180	2,019,184	10,989,520	3,502,153	2,161,555	6,654,321	98,614	
18.2	Products Liability - Claims-Made	1,006,819	1,057,649		443,677	139,965	139,965			(35,536)		307,177	
19.1	Private Passenger Auto No-Fault (Personal Injury Protection)												
19.2	Other Private Passenger Auto Liability												
19.3	Commercial Auto No-Fault (Personal Injury Protection)	1,475	22,562		692	8,250	(635)	33,864		213	8,009	383	
19.4	Other Commercial Auto Liability	13,603,883	15,700,947		5,341,720	10,553,368	9,211,276	36,855,687	538,481	82,950	1,630,458	3,293,864	
21.1	Private Passenger Auto Physical Damage												
21.2	Commercial Auto Physical Damage	115,591	176,934		16,488	178,315	268,250	79,276	9,515	(35,891)	40,456	21,356	
22.	Aircraft (all perils)												
23.	Fidelity												
24.	Surety	32,601	62,742		15,627	48,058	28,516	7,372		(14,582)	12,772	9,781	
26.	Burglary and Theft	20,813	20,906		13,046		1,723	10,896		(2,539)	3,129	5,964	
27.	Boiler and Machinery	284,919	300,933		128,039	450,077	455,057	25,351		866	5,543	57,794	
28.	Credit	156,577	90,034		250,721		3,989	(67,327)				5	
29.	International												
30.	Warranty	1,733,762	2,075,796		2,798,773	1,252,216	1,185,497	89,588				541,944	
31.	Reins nonproportional assumed property	XXX	XXX	XXX	XXX	XXX	XXX	XXX	XXX	XXX	XXX	XXX	XXX
32.	Reins nonproportional assumed liability	XXX	XXX	XXX	XXX	XXX	XXX	XXX	XXX	XXX	XXX	XXX	XXX
33.	Reins nonproportional assumed financial lines	XXX	XXX	XXX	XXX	XXX	XXX	XXX	XXX	XXX	XXX	XXX	XXX
34.	Aggregate Write-Ins for Other Lines of Business												
35.	Total (a)	303,707,161	307,821,531		143,485,192	134,241,793	183,570,105	384,261,557	18,070,353	17,621,506	65,145,786	73,553,571	(147,995)
DETAILS OF WRITE-INS													
3401.												
3402.												
3403.												
3498.	Summary of remaining write-ins for Line 34 from overflow page												
3499.	Totals (Lines 3401 thru 3403 plus 3498)(Line 34 above)												

(a) Finance and service charges not included in Lines 1 to 35 \$ 60
(b) For health business on indicated lines report: Number of persons insured under PPO managed care products and number of persons insured under indemnity only products



ANNUAL STATEMENT FOR THE YEAR 2023 OF THE SCOTTSDALE INSURANCE COMPANY

EXHIBIT OF PREMIUMS AND LOSSES (Statutory Page 14)

NAIC Group Code 0140

BUSINESS IN THE STATE OF Utah

DURING THE YEAR 2023

NAIC Company Code 41297

Line of Business		Gross Premiums, Including Policy and Membership Fees, Less Return Premiums and Premiums on Policies not Taken		3 Dividends Paid or Credited to Policyholders on Direct Business	4 Direct Unearned Premium Reserves	5 Direct Losses Paid (deducting salvage)	6 Direct Losses Incurred	7 Direct Losses Unpaid	8 Direct Defense and Cost Containment Expense Paid	9 Direct Defense and Cost Containment Expense Incurred	10 Direct Defense and Cost Containment Expense Unpaid	11 Commissions and Brokerage Expenses	12 Taxes, Licenses and Fees
		1 Direct Premiums Written	2 Direct Premiums Earned										
1.	Fire	266,978	505,950		135,637	67,001	64,756	39,443		(3,947)	2,941	65,605	(1,467)
2.1	Allied Lines	1,379,005	1,450,972		636,957	86,755	222,095	267,578		2,609	17,010	310,879	313
2.2	Multiple Peril Crop												
2.3	Federal Flood												
2.4	Private Crop												
2.5	Private Flood												
3.	Farmowners Multiple Peril	73,917	81,733		64,183		150	5,112		82	612	16,797	
4.	Homeowners Multiple Peril	803,456	778,110		451,375	85,580	82,480	47,892	25,000	20,342	4,988	186,407	272
5.1	Commercial Multiple Peril (Non-Liability Portion)	2,042,404	2,351,361		1,037,240	2,833,079	3,921,330	1,284,274	70,759	67,711	32,440	499,235	609
5.2	Commercial Multiple Peril (Liability Portion)	2,035,835	2,393,908		786,450	1,387,815	810,053	2,779,206	122,801	88,208	697,666	542,116	529
6.	Mortgage Guaranty												
8.	Ocean Marine	375,702	369,680		214,765	80,635	31,702	127,809		(5,034)	6,902	114,597	61
9.	Inland Marine	805,916	1,513,748		402,469	47,666	380,790	637,426	4,252	26,201	38,430	188,148	275
10.	Financial Guaranty												
11.1	Medical Professional Liability - Occurrence												
11.2	Medical Professional Liability - Claims-Made												
12.	Earthquake	97	85		47		5	12		(1)	1	26	
13.1	Comprehensive (hospital and medical) ind (b)												
13.2	Comprehensive (hospital and medical) group (b)												
14.	Credit A&H (Group and Individual)												
15.1	Vision Only (b).....												
15.2	Dental Only (b)												
15.3	Disability Income (b)												
15.4	Medicare Supplement (b)												
15.5	Medicaid Title XIX (b)												
15.6	Medicare Title XVIII (b).....												
15.7	Long-Term Care (b)												
15.8	Federal Employees Health Benefits Plan (b)												
15.9	Other Health (b)												
16.	Workers' Compensation												
17.1	Other Liability - Occurrence	8,839,065	8,586,005		3,793,397	2,787,684	5,234,864	12,744,228	259,178	454,416	2,123,083	1,907,399	2,971
17.2	Other Liability - Claims-Made	6,584,947	5,026,820		3,837,431	38,590	1,780,491	5,221,693	175,805	603,526	1,517,137	1,760,245	999
17.3	Excess Workers' Compensation												
18.1	Products Liability - Occurrence	351,958	343,983		183,340	113,157	(75,525)	3,346,667	41,690	(199,634)	2,153,406	62,947	98
18.2	Products Liability - Claims-Made	312,211	228,666		150,801							96,107	82
19.1	Private Passenger Auto No-Fault (Personal Injury Protection)												
19.2	Other Private Passenger Auto Liability												
19.3	Commercial Auto No-Fault (Personal Injury Protection)					2,518	(145)	1,921		(451)	714		
19.4	Other Commercial Auto Liability	567,475	905,776		338,715	5,254	429,800	1,062,912	1,078	(19,116)	56,450	117,990	110
21.1	Private Passenger Auto Physical Damage												
21.2	Commercial Auto Physical Damage						1,435	(364)		(3,021)	1,739		
22.	Aircraft (all perils)												
23.	Fidelity												
24.	Surety	(1,089)	21,066		697	2,700	2,414	1,259		453	2,065	(327)	
26.	Burglary and Theft						(1)						
27.	Boiler and Machinery	23,315	38,480		9,034		(893)	438		10	47	4,816	8
28.	Credit	7,497	15,243		54,280		(5,730)					1	2
29.	International												
30.	Warranty	1,989,097	2,455,314		3,229,740	1,686,874	1,622,759	114,616				626,460	314
31.	Reins nonproportional assumed property	XXX	XXX	XXX	XXX	XXX	XXX	XXX	XXX	XXX	XXX	XXX	XXX
32.	Reins nonproportional assumed liability	XXX	XXX	XXX	XXX	XXX	XXX	XXX	XXX	XXX	XXX	XXX	XXX
33.	Reins nonproportional assumed financial lines	XXX	XXX	XXX	XXX	XXX	XXX	XXX	XXX	XXX	XXX	XXX	XXX
34.	Aggregate Write-Ins for Other Lines of Business												
35.	Total (a)	26,457,785	27,066,901		15,326,557	9,225,288	14,502,831	27,682,123	700,563	1,032,355	6,655,631	6,499,449	5,175
DETAILS OF WRITE-INS													
3401.												
3402.												
3403.												
3498.	Summary of remaining write-ins for Line 34 from overflow page												
3499.	Totals (Lines 3401 thru 3403 plus 3498)(Line 34 above)												

(a) Finance and service charges not included in Lines 1 to 35 \$ 15

(b) For health business on indicated lines report: Number of persons insured under PPO managed care products and number of persons insured under indemnity only products



ANNUAL STATEMENT FOR THE YEAR 2023 OF THE SCOTTSDALE INSURANCE COMPANY

EXHIBIT OF PREMIUMS AND LOSSES (Statutory Page 14)

NAIC Group Code 0140

BUSINESS IN THE STATE OF Vermont

DURING THE YEAR 2023

NAIC Company Code 41297

Line of Business		Gross Premiums, Including Policy and Membership Fees, Less Return Premiums and Premiums on Policies not Taken		3 Dividends Paid or Credited to Policyholders on Direct Business	4 Direct Unearned Premium Reserves	5 Direct Losses Paid (deducting salvage)	6 Direct Losses Incurred	7 Direct Losses Unpaid	8 Direct Defense and Cost Containment Expense Paid	9 Direct Defense and Cost Containment Expense Incurred	10 Direct Defense and Cost Containment Expense Unpaid	11 Commissions and Brokerage Expenses	12 Taxes, Licenses and Fees
		1 Direct Premiums Written	2 Direct Premiums Earned										
1.	Fire	29,301	27,859		20,340		1,178	3,264		(173)	244	6,888	
2.1	Allied Lines	140,622	132,748		77,291	1,539	13,870	30,572		162	1,474	34,451	
2.2	Multiple Peril Crop												
2.3	Federal Flood												
2.4	Private Crop												
2.5	Private Flood												
3.	Farmowners Multiple Peril												
4.	Homeowners Multiple Peril	81,157	98,436		40,917	10,000	11,131	5,637		(359)	603	19,074	
5.1	Commercial Multiple Peril (Non-Liability Portion)	471,971	388,107		222,739		21,194	58,102		1,380	3,905	96,467	
5.2	Commercial Multiple Peril (Liability Portion)	189,007	162,473		87,297	(3,203)	16,127	262,769	5,053	5,187	45,490	43,241	
6.	Mortgage Guaranty												
8.	Ocean Marine	5,846	5,981		1,462	7,944	4,058	1,812		(127)	114	1,756	
9.	Inland Marine	11,939	44,706		8,230	216,934	18,675	6,035		1,785	2,117	3,113	
10.	Financial Guaranty												
11.1	Medical Professional Liability - Occurrence												
11.2	Medical Professional Liability - Claims-Made												
12.	Earthquake						(2)						
13.1	Comprehensive (hospital and medical) ind (b)												
13.2	Comprehensive (hospital and medical) group (b)												
14.	Credit A&H (Group and Individual)												
15.1	Vision Only (b).....												
15.2	Dental Only (b)												
15.3	Disability Income (b)												
15.4	Medicare Supplement (b)												
15.5	Medicaid Title XIX (b)												
15.6	Medicare Title XVIII (b).....												
15.7	Long-Term Care (b)												
15.8	Federal Employees Health Benefits Plan (b)												
15.9	Other Health (b)												
16.	Workers' Compensation												
17.1	Other Liability - Occurrence	360,562	313,859		276,698		(266,851)	790,827	2,723	(3,375)	135,021	85,316	
17.2	Other Liability - Claims-Made	2,332,139	2,037,295		1,137,448	77,500	1,175,929	4,432,017	112,524	(118,549)	893,206	576,346	
17.3	Excess Workers' Compensation												
18.1	Products Liability - Occurrence	8,893	9,051		6,881		(7,540)	77,555		(6,494)	48,596	1,779	
18.2	Products Liability - Claims-Made												
19.1	Private Passenger Auto No-Fault (Personal Injury Protection)												
19.2	Other Private Passenger Auto Liability												
19.3	Commercial Auto No-Fault (Personal Injury Protection)												
19.4	Other Commercial Auto Liability	253,527	192,425		64,935		63,639	75,755		1,562	2,768	44,793	
21.1	Private Passenger Auto Physical Damage												
21.2	Commercial Auto Physical Damage						1	1		(2)			
22.	Aircraft (all perils)												
23.	Fidelity												
24.	Surety												
26.	Burglary and Theft												
27.	Boiler and Machinery	7,282	7,705		3,187		(45)	125		3	8	1,449	
28.	Credit	1,998	1,448		3,265		(3,347)						
29.	International												
30.	Warranty												
31.	Reins nonproportional assumed property	XXX	XXX	XXX	XXX	XXX	XXX	XXX	XXX	XXX	XXX	XXX	XXX
32.	Reins nonproportional assumed liability	XXX	XXX	XXX	XXX	XXX	XXX	XXX	XXX	XXX	XXX	XXX	XXX
33.	Reins nonproportional assumed financial lines	XXX	XXX	XXX	XXX	XXX	XXX	XXX	XXX	XXX	XXX	XXX	XXX
34.	Aggregate Write-Ins for Other Lines of Business												
35.	Total (a)	3,894,244	3,422,094		1,950,689	310,714	1,048,019	5,744,470	120,300	(119,001)	1,133,545	914,673	
DETAILS OF WRITE-INS													
3401.												
3402.												
3403.												
3498.	Summary of remaining write-ins for Line 34 from overflow page												
3499.	Totals (Lines 3401 thru 3403 plus 3498)(Line 34 above)												

(a) Finance and service charges not included in Lines 1 to 35 \$

(b) For health business on indicated lines report: Number of persons insured under PPO managed care products and number of persons insured under indemnity only products



ANNUAL STATEMENT FOR THE YEAR 2023 OF THE SCOTTSDALE INSURANCE COMPANY

EXHIBIT OF PREMIUMS AND LOSSES (Statutory Page 14)

NAIC Group Code 0140

BUSINESS IN THE STATE OF Virginia

DURING THE YEAR 2023

NAIC Company Code 41297

Line of Business		Gross Premiums, Including Policy and Membership Fees, Less Return Premiums and Premiums on Policies not Taken		3 Dividends Paid or Credited to Policyholders on Direct Business	4 Direct Unearned Premium Reserves	5 Direct Losses Paid (deducting salvage)	6 Direct Losses Incurred	7 Direct Losses Unpaid	8 Direct Defense and Cost Containment Expense Paid	9 Direct Defense and Cost Containment Expense Incurred	10 Direct Defense and Cost Containment Expense Unpaid	11 Commissions and Brokerage Expenses	12 Taxes, Licenses and Fees
		1 Direct Premiums Written	2 Direct Premiums Earned										
1.	Fire	672,728	784,862		296,134	83,719	26,532	118,514	5,805	975	13,324	150,762	(6,750)
2.1	Allied Lines	2,620,402	2,397,966		1,329,055	35,633	39,823	393,245	48,045	52,026	37,623	655,796	
2.2	Multiple Peril Crop												
2.3	Federal Flood												
2.4	Private Crop												
2.5	Private Flood												
3.	Farmowners Multiple Peril	20,934	15,263		8,685		(13,355)	2,746		(603)	333	4,710	
4.	Homeowners Multiple Peril	2,999,229	3,034,189		1,604,783	1,169,692	1,130,604	609,538	23,432	8,852	51,903	731,454	
5.1	Commercial Multiple Peril (Non-Liability Portion)	3,146,941	3,068,769		1,524,231	831,941	947,420	942,064	3,456	17,760	67,913	795,434	
5.2	Commercial Multiple Peril (Liability Portion)	2,036,063	2,222,976		690,409	164,572	235,888	2,156,668	46,509	78,155	738,288	527,760	
6.	Mortgage Guaranty												
8.	Ocean Marine	36,234	38,070		14,589	54,288	28,224	16,283		(1,651)	989	10,877	
9.	Inland Marine	668,171	1,011,175		438,633	142,673	293,852	559,554	832	12,218	30,750	133,050	
10.	Financial Guaranty												
11.1	Medical Professional Liability - Occurrence												
11.2	Medical Professional Liability - Claims-Made												
12.	Earthquake	2,409	1,033		1,490		80	112		(2)	3	640	
13.1	Comprehensive (hospital and medical) ind (b)												
13.2	Comprehensive (hospital and medical) group (b)												
14.	Credit A&H (Group and Individual)												
15.1	Vision Only (b).....												
15.2	Dental Only (b)												
15.3	Disability Income (b)												
15.4	Medicare Supplement (b)												
15.5	Medicaid Title XIX (b)												
15.6	Medicare Title XVIII (b).....												
15.7	Long-Term Care (b)												
15.8	Federal Employees Health Benefits Plan (b)												
15.9	Other Health (b)												
16.	Workers' Compensation												
17.1	Other Liability - Occurrence	8,179,002	8,470,550		3,907,914	1,605,235	1,756,756	15,180,159	310,852	26,688	2,490,585	1,819,596	
17.2	Other Liability - Claims-Made	18,189,744	18,577,881		10,147,228	1,098,921	2,780,641	16,429,325	874,654	1,824,869	6,627,446	4,049,763	
17.3	Excess Workers' Compensation												
18.1	Products Liability - Occurrence	454,130	213,283		286,311	109,005	90,275	1,340,830	112,568	(80,228)	948,339	83,053	
18.2	Products Liability - Claims-Made	147,072	195,380		69,663							44,772	
19.1	Private Passenger Auto No-Fault (Personal Injury Protection)												
19.2	Other Private Passenger Auto Liability												
19.3	Commercial Auto No-Fault (Personal Injury Protection)												
19.4	Other Commercial Auto Liability	2,867,663	2,757,827		1,259,138	624,320	1,318,639	3,298,803	19,942	(31,494)	323,263	460,444	
21.1	Private Passenger Auto Physical Damage												
21.2	Commercial Auto Physical Damage	20,112	26,454		3,082	10,544	15,475	502	40	(8,402)	4,777	4,292	
22.	Aircraft (all perils)												
23.	Fidelity												
24.	Surety	688,500	399,072		302,571	129,154	140,844	28,857		(3,325)	13,418	206,550	
26.	Burglary and Theft						(691)	508		(655)	187		
27.	Boiler and Machinery	16,162	21,557		7,548		(1,331)	258		10	63	3,420	
28.	Credit	66,142	38,616		90,982		(60,075)					2	
29.	International												
30.	Warranty												
31.	Reins nonproportional assumed property	XXX	XXX	XXX	XXX	XXX	XXX	XXX	XXX	XXX	XXX	XXX	XXX
32.	Reins nonproportional assumed liability	XXX	XXX	XXX	XXX	XXX	XXX	XXX	XXX	XXX	XXX	XXX	XXX
33.	Reins nonproportional assumed financial lines	XXX	XXX	XXX	XXX	XXX	XXX	XXX	XXX	XXX	XXX	XXX	XXX
34.	Aggregate Write-Ins for Other Lines of Business												
35.	Total (a)	42,831,639	43,274,922		21,982,445	6,059,699	8,729,600	41,077,966	1,446,135	1,895,193	11,349,207	9,682,376	(6,750)
DETAILS OF WRITE-INS													
3401.												
3402.												
3403.												
3498.	Summary of remaining write-ins for Line 34 from overflow page												
3499.	Totals (Lines 3401 thru 3403 plus 3498)(Line 34 above)												

(a) Finance and service charges not included in Lines 1 to 35 \$ 45

(b) For health business on indicated lines report: Number of persons insured under PPO managed care products and number of persons insured under indemnity only products



ANNUAL STATEMENT FOR THE YEAR 2023 OF THE SCOTTSDALE INSURANCE COMPANY

EXHIBIT OF PREMIUMS AND LOSSES (Statutory Page 14)

NAIC Group Code 0140

BUSINESS IN THE STATE OF West Virginia

DURING THE YEAR 2023

NAIC Company Code 41297

Line of Business		Gross Premiums, Including Policy and Membership Fees, Less Return Premiums and Premiums on Policies not Taken		3 Dividends Paid or Credited to Policyholders on Direct Business	4 Direct Unearned Premium Reserves	5 Direct Losses Paid (deducting salvage)	6 Direct Losses Incurred	7 Direct Losses Unpaid	8 Direct Defense and Cost Containment Expense Paid	9 Direct Defense and Cost Containment Expense Incurred	10 Direct Defense and Cost Containment Expense Unpaid	11 Commissions and Brokerage Expenses	12 Taxes, Licenses and Fees
		1 Direct Premiums Written	2 Direct Premiums Earned										
1.	Fire	199,708	225,290		92,582	51,528	51,264	46,648	129	2,775	6,689	42,876	18
2.1	Allied Lines	329,983	359,173		152,932	86,293	99,387	803,155	3,181	7,763	22,060	69,559	47
2.2	Multiple Peril Crop												
2.3	Federal Flood												
2.4	Private Crop												
2.5	Private Flood												
3.	Farmowners Multiple Peril	2,050	1,974		485		327	432		51	67	461	
4.	Homeowners Multiple Peril	304,354	310,555		171,232	303,059	305,358	68,429	23,771	6,999	10,335	68,536	31
5.1	Commercial Multiple Peril (Non-Liability Portion)	1,833,867	1,998,492		807,858	1,466,572	1,538,698	298,979	27,785	36,109	43,322	431,332	27
5.2	Commercial Multiple Peril (Liability Portion)	1,241,365	1,344,887		455,797	546,674	312,830	2,081,554	234,948	207,012	589,351	294,939	13
6.	Mortgage Guaranty												
8.	Ocean Marine	545	3,092			10	(1,319)	1,139		(142)	110	158	
9.	Inland Marine	56,766	56,919		14,014		2,583	2,569		1,220	1,458	11,505	5
10.	Financial Guaranty												
11.1	Medical Professional Liability - Occurrence												
11.2	Medical Professional Liability - Claims-Made												
12.	Earthquake	158	153		11		6	28		(1)	2	42	
13.1	Comprehensive (hospital and medical) ind (b)												
13.2	Comprehensive (hospital and medical) group (b)												
14.	Credit A&H (Group and Individual)												
15.1	Vision Only (b).....												
15.2	Dental Only (b)												
15.3	Disability Income (b)												
15.4	Medicare Supplement (b)												
15.5	Medicaid Title XIX (b)												
15.6	Medicare Title XVIII (b).....												
15.7	Long-Term Care (b)												
15.8	Federal Employees Health Benefits Plan (b)												
15.9	Other Health (b)												
16.	Workers' Compensation												
17.1	Other Liability - Occurrence	2,220,641	2,363,703		834,296	48,022	515,400	4,899,108	281,525	121,407	860,899	523,461	149
17.2	Other Liability - Claims-Made	1,515,701	1,458,596		768,091	267,500	490,797	1,444,505	122,477	32,141	239,268	480,408	30
17.3	Excess Workers' Compensation												
18.1	Products Liability - Occurrence	18,967	18,136		12,489	450,000	352,914	349,253	13,173	(59,226)	236,036	3,797	
18.2	Products Liability - Claims-Made												
19.1	Private Passenger Auto No-Fault (Personal Injury Protection)												
19.2	Other Private Passenger Auto Liability												
19.3	Commercial Auto No-Fault (Personal Injury Protection)												
19.4	Other Commercial Auto Liability	331,220	403,624		108,660		88,346	505,345		(536)	15,785	87,959	32
21.1	Private Passenger Auto Physical Damage												
21.2	Commercial Auto Physical Damage						(5)	3		(9)	(7)		
22.	Aircraft (all perils)												
23.	Fidelity												
24.	Surety												
26.	Burglary and Theft						(1)			1	2		
27.	Boiler and Machinery	6,980	10,203		3,403	15,105	14,478	5		3	25	1,396	
28.	Credit	26,365	18,504		39,539		(27,414)					1	7
29.	International												
30.	Warranty	43,505	2,658		40,846		84	84		1		13,595	
31.	Reins nonproportional assumed property	XXX	XXX	XXX	XXX	XXX	XXX	XXX	XXX	XXX	XXX	XXX	XXX
32.	Reins nonproportional assumed liability	XXX	XXX	XXX	XXX	XXX	XXX	XXX	XXX	XXX	XXX	XXX	XXX
33.	Reins nonproportional assumed financial lines	XXX	XXX	XXX	XXX	XXX	XXX	XXX	XXX	XXX	XXX	XXX	XXX
34.	Aggregate Write-Ins for Other Lines of Business												
35.	Total (a)	8,132,174	8,575,959		3,502,237	3,234,762	3,743,732	10,501,234	706,988	355,569	2,025,402	2,030,024	360
DETAILS OF WRITE-INS													
3401.												
3402.												
3403.												
3498.	Summary of remaining write-ins for Line 34 from overflow page												
3499.	Totals (Lines 3401 thru 3403 plus 3498)(Line 34 above)												

(a) Finance and service charges not included in Lines 1 to 35 \$

(b) For health business on indicated lines report: Number of persons insured under PPO managed care products and number of persons insured under indemnity only products



ANNUAL STATEMENT FOR THE YEAR 2023 OF THE SCOTTSDALE INSURANCE COMPANY

EXHIBIT OF PREMIUMS AND LOSSES (Statutory Page 14)

NAIC Group Code 0140		BUSINESS IN THE STATE OF Wisconsin				DURING THE YEAR 2023				NAIC Company Code 41297			
Line of Business		Gross Premiums, Including Policy and Membership Fees, Less Return Premiums and Premiums on Policies not Taken		3 Dividends Paid or Credited to Policyholders on Direct Business	4 Direct Unearned Premium Reserves	5 Direct Losses Paid (deducting salvage)	6 Direct Losses Incurred	7 Direct Losses Unpaid	8 Direct Defense and Cost Containment Expense Paid	9 Direct Defense and Cost Containment Expense Incurred	10 Direct Defense and Cost Containment Expense Unpaid	11 Commissions and Brokerage Expenses	12 Taxes, Licenses and Fees
		1 Direct Premiums Written	2 Direct Premiums Earned										
1.	Fire	338,310	381,129		178,768	287,589	289,574	64,309	4,294	5,921	9,368	71,234	(7,750)
2.1	Allied Lines	1,383,448	1,311,140		638,997	280,425	582,291	1,579,718	13,120	20,936	28,532	400,034	
2.2	Multiple Peril Crop												
2.3	Federal Flood												
2.4	Private Crop												
2.5	Private Flood												
3.	Farmowners Multiple Peril	36,784	42,837		19,897	136,060	90,341	8,370		1,095	1,945	8,278	
4.	Homeowners Multiple Peril	647,629	715,856		316,989	190,701	(65,532)	131,271	(353)	(20,668)	25,506	145,733	
5.1	Commercial Multiple Peril (Non-Liability Portion)	2,887,427	2,592,469		1,350,107	879,391	716,842	286,848	44,057	47,769	48,868	623,170	
5.2	Commercial Multiple Peril (Liability Portion)	1,999,021	1,955,995		845,345	185,657	465,185	2,143,887	16,929	80,168	600,846	402,032	
6.	Mortgage Guaranty												
8.	Ocean Marine	134,991	102,876		86,948	71,277	40,811	35,955		(2,639)	2,422	40,414	
9.	Inland Marine	395,181	371,222		123,286	308,890	679,265	390,941	8,156	16,861	10,897	88,878	
10.	Financial Guaranty												
11.1	Medical Professional Liability - Occurrence												
11.2	Medical Professional Liability - Claims-Made												
12.	Earthquake	750	355		437		32	39			2	199	
13.1	Comprehensive (hospital and medical) ind (b)												
13.2	Comprehensive (hospital and medical) group (b)												
14.	Credit A&H (Group and Individual)												
15.1	Vision Only (b).....												
15.2	Dental Only (b)												
15.3	Disability Income (b)												
15.4	Medicare Supplement (b)												
15.5	Medicaid Title XIX (b)												
15.6	Medicare Title XVIII (b).....												
15.7	Long-Term Care (b)												
15.8	Federal Employees Health Benefits Plan (b)												
15.9	Other Health (b)												
16.	Workers' Compensation												
17.1	Other Liability - Occurrence	3,546,182	3,735,420		1,424,142	438,861	952,276	4,712,323	165,146	272,111	1,025,981	770,746	
17.2	Other Liability - Claims-Made	2,952,886	3,096,651		1,666,317	2,139,217	958,689	3,825,271	66,295	497,806	1,748,399	628,320	
17.3	Excess Workers' Compensation												
18.1	Products Liability - Occurrence	110,393	119,220		39,625		117,973	1,257,393	21,312	(128,074)	650,670	22,332	
18.2	Products Liability - Claims-Made	628,702	826,177		274,106	1,258,233	3,620,355	2,362,122	52,287	128,957	76,669	200,268	
19.1	Private Passenger Auto No-Fault (Personal Injury Protection)												
19.2	Other Private Passenger Auto Liability												
19.3	Commercial Auto No-Fault (Personal Injury Protection)												
19.4	Other Commercial Auto Liability	672,433	636,572		189,016	1,264,758	1,780,863	950,876	3,827	23,768	49,205	118,769	
21.1	Private Passenger Auto Physical Damage												
21.2	Commercial Auto Physical Damage		857				733	(170)		(1,903)	1,075		
22.	Aircraft (all perils)												
23.	Fidelity												
24.	Surety	829	579		382		(92)	48		(60)	44	249	
26.	Burglary and Theft												
27.	Boiler and Machinery	22,542	21,643		10,439		(457)	517		37	82	4,575	
28.	Credit	35,407	24,119		53,874		(37,575)					1	
29.	International												
30.	Warranty	17,273	15,288		7,747	2,130	1,406	129				5,398	
31.	Reins nonproportional assumed property	XXX	XXX	XXX	XXX	XXX	XXX	XXX	XXX	XXX	XXX	XXX	XXX
32.	Reins nonproportional assumed liability	XXX	XXX	XXX	XXX	XXX	XXX	XXX	XXX	XXX	XXX	XXX	XXX
33.	Reins nonproportional assumed financial lines	XXX	XXX	XXX	XXX	XXX	XXX	XXX	XXX	XXX	XXX	XXX	XXX
34.	Aggregate Write-Ins for Other Lines of Business												
35.	Total (a)	15,810,188	15,950,405		7,226,424	7,443,188	10,192,978	17,749,847	395,069	942,087	4,280,510	3,530,631	(7,750)
DETAILS OF WRITE-INS													
3401.												
3402.												
3403.												
3498.	Summary of remaining write-ins for Line 34 from overflow page												
3499.	Totals (Lines 3401 thru 3403 plus 3498)(Line 34 above)												

(a) Finance and service charges not included in Lines 1 to 35 \$
(b) For health business on indicated lines report: Number of persons insured under PPO managed care products and number of persons insured under indemnity only products



ANNUAL STATEMENT FOR THE YEAR 2023 OF THE SCOTTSDALE INSURANCE COMPANY

EXHIBIT OF PREMIUMS AND LOSSES (Statutory Page 14)

NAIC Group Code 0140

BUSINESS IN THE STATE OF Wyoming

DURING THE YEAR 2023

NAIC Company Code 41297

Line of Business		Gross Premiums, Including Policy and Membership Fees, Less Return Premiums and Premiums on Policies not Taken		3 Dividends Paid or Credited to Policyholders on Direct Business	4 Direct Unearned Premium Reserves	5 Direct Losses Paid (deducting salvage)	6 Direct Losses Incurred	7 Direct Losses Unpaid	8 Direct Defense and Cost Containment Expense Paid	9 Direct Defense and Cost Containment Expense Incurred	10 Direct Defense and Cost Containment Expense Unpaid	11 Commissions and Brokerage Expenses	12 Taxes, Licenses and Fees
		1 Direct Premiums Written	2 Direct Premiums Earned										
1.	Fire	414,973	438,934		202,236	266,502	266,473	40,129	5,392	30,798	30,522	97,057	(1,500)
2.1	Allied Lines	527,279	535,846		239,566	122,048	162,821	83,688	43	(71)	6,265	146,439	
2.2	Multiple Peril Crop												
2.3	Federal Flood												
2.4	Private Crop												
2.5	Private Flood												
3.	Farmowners Multiple Peril	82,908	70,837		47,479	2,176	5,754	154	614	18,654			
4.	Homeowners Multiple Peril	504,906	532,045		298,749	75,367	72,930	47,396	(3,548)	4,420	117,286		
5.1	Commercial Multiple Peril (Non-Liability Portion)	1,688,261	1,635,237		864,527	1,252,066	1,307,533	181,026	14,438	22,868	351,041		
5.2	Commercial Multiple Peril (Liability Portion)	898,959	955,079		388,685	9,000	29,342	1,108,408	31,823	(12,287)	286,466	211,895	
6.	Mortgage Guaranty												
8.	Ocean Marine	2,603	1,616		1,193	3,384	3,096	302		(22)	16	781	
9.	Inland Marine	100,234	105,930		43,131		(1,019)	(1,681)	2,494	2,734	19,095		
10.	Financial Guaranty												
11.1	Medical Professional Liability - Occurrence												
11.2	Medical Professional Liability - Claims-Made												
12.	Earthquake		16				4	11		1	1		
13.1	Comprehensive (hospital and medical) ind (b)												
13.2	Comprehensive (hospital and medical) group (b)												
14.	Credit A&H (Group and Individual)												
15.1	Vision Only (b).....												
15.2	Dental Only (b)												
15.3	Disability Income (b)												
15.4	Medicare Supplement (b)												
15.5	Medicaid Title XIX (b)												
15.6	Medicare Title XVIII (b).....												
15.7	Long-Term Care (b)												
15.8	Federal Employees Health Benefits Plan (b)												
15.9	Other Health (b)												
16.	Workers' Compensation												
17.1	Other Liability - Occurrence	3,271,000	2,928,002		1,433,521	50,563	3,757,259	6,224,081	28,907	58,355	618,268	763,609	
17.2	Other Liability - Claims-Made	1,019,432	1,029,896		424,591		115,003	494,446		13,081	216,190	292,769	
17.3	Excess Workers' Compensation												
18.1	Products Liability - Occurrence	28,511	27,811		10,852		698,138	994,391	41,268	69,272	263,184	5,703	
18.2	Products Liability - Claims-Made												
19.1	Private Passenger Auto No-Fault (Personal Injury Protection)												
19.2	Other Private Passenger Auto Liability												
19.3	Commercial Auto No-Fault (Personal Injury Protection)												
19.4	Other Commercial Auto Liability	299,295	353,644		127,784		4,973,926	5,592,561		(5,706)	11,453	76,033	
21.1	Private Passenger Auto Physical Damage												
21.2	Commercial Auto Physical Damage						580	(154)		(1,637)	894		
22.	Aircraft (all perils)												
23.	Fidelity												
24.	Surety	207	95		112		7	7				62	
26.	Burglary and Theft												
27.	Boiler and Machinery	20,983	22,811		11,369		(497)	256		6	29	4,429	
28.	Credit	2,498	2,263		4,246		(4,495)						
29.	International												
30.	Warranty												
31.	Reins nonproportional assumed property	XXX	XXX	XXX	XXX	XXX	XXX	XXX	XXX	XXX	XXX	XXX	XXX
32.	Reins nonproportional assumed liability	XXX	XXX	XXX	XXX	XXX	XXX	XXX	XXX	XXX	XXX	XXX	XXX
33.	Reins nonproportional assumed financial lines	XXX	XXX	XXX	XXX	XXX	XXX	XXX	XXX	XXX	XXX	XXX	XXX
34.	Aggregate Write-Ins for Other Lines of Business												
35.	Total (a)	8,862,049	8,640,061		4,098,041	1,778,929	11,383,276	14,770,620	120,353	165,329	1,463,925	2,104,853	(1,500)
DETAILS OF WRITE-INS													
3401.												
3402.												
3403.												
3498.	Summary of remaining write-ins for Line 34 from overflow page												
3499.	Totals (Lines 3401 thru 3403 plus 3498)(Line 34 above)												

(a) Finance and service charges not included in Lines 1 to 35 \$

(b) For health business on indicated lines report: Number of persons insured under PPO managed care products and number of persons insured under indemnity only products



ANNUAL STATEMENT FOR THE YEAR 2023 OF THE SCOTTSDALE INSURANCE COMPANY

EXHIBIT OF PREMIUMS AND LOSSES (Statutory Page 14)

NAIC Group Code 0140

BUSINESS IN THE STATE OF Puerto Rico

DURING THE YEAR 2023

NAIC Company Code 41297

Line of Business		Gross Premiums, Including Policy and Membership Fees, Less Return Premiums and Premiums on Policies not Taken		3 Dividends Paid or Credited to Policyholders on Direct Business	4 Direct Unearned Premium Reserves	5 Direct Losses Paid (deducting salvage)	6 Direct Losses Incurred	7 Direct Losses Unpaid	8 Direct Defense and Cost Containment Expense Paid	9 Direct Defense and Cost Containment Expense Incurred	10 Direct Defense and Cost Containment Expense Unpaid	11 Commissions and Brokerage Expenses	12 Taxes, Licenses and Fees
		1 Direct Premiums Written	2 Direct Premiums Earned										
1.	Fire						(3)	10		1	1		
2.1	Allied Lines	36,429	39,827		13,617		2,278	6,746		306	487	10,018	
2.2	Multiple Peril Crop												
2.3	Federal Flood												
2.4	Private Crop												
2.5	Private Flood												
3.	Farmowners Multiple Peril												
4.	Homeowners Multiple Peril												
5.1	Commercial Multiple Peril (Non-Liability Portion)												
5.2	Commercial Multiple Peril (Liability Portion)						(60)	96		(168)	70		
6.	Mortgage Guaranty												
8.	Ocean Marine												
9.	Inland Marine												
10.	Financial Guaranty												
11.1	Medical Professional Liability - Occurrence												
11.2	Medical Professional Liability - Claims-Made												
12.	Earthquake									(2)	(5)		
13.1	Comprehensive (hospital and medical) ind (b)												
13.2	Comprehensive (hospital and medical) group (b)												
14.	Credit A&H (Group and Individual)												
15.1	Vision Only (b).....												
15.2	Dental Only (b)												
15.3	Disability Income (b)												
15.4	Medicare Supplement (b)												
15.5	Medicaid Title XIX (b)												
15.6	Medicare Title XVIII (b).....												
15.7	Long-Term Care (b)												
15.8	Federal Employees Health Benefits Plan (b)												
15.9	Other Health (b)												
16.	Workers' Compensation												
17.1	Other Liability - Occurrence						(4,800)	6,874		(1,135)	1,261		
17.2	Other Liability - Claims-Made	298,829	296,526		137,845		47,821	275,979		36,336	89,081	62,060	
17.3	Excess Workers' Compensation												
18.1	Products Liability - Occurrence						21,411	21,743		5,504	5,569		
18.2	Products Liability - Claims-Made	110,339	110,339									31,447	
19.1	Private Passenger Auto No-Fault (Personal Injury Protection)												
19.2	Other Private Passenger Auto Liability												
19.3	Commercial Auto No-Fault (Personal Injury Protection)												
19.4	Other Commercial Auto Liability												
21.1	Private Passenger Auto Physical Damage												
21.2	Commercial Auto Physical Damage												
22.	Aircraft (all perils)												
23.	Fidelity												
24.	Surety												
26.	Burglary and Theft												
27.	Boiler and Machinery												
28.	Credit												
29.	International												
30.	Warranty												
31.	Reins nonproportional assumed property	XXX	XXX	XXX	XXX	XXX	XXX	XXX	XXX	XXX	XXX	XXX	XXX
32.	Reins nonproportional assumed liability	XXX	XXX	XXX	XXX	XXX	XXX	XXX	XXX	XXX	XXX	XXX	XXX
33.	Reins nonproportional assumed financial lines	XXX	XXX	XXX	XXX	XXX	XXX	XXX	XXX	XXX	XXX	XXX	XXX
34.	Aggregate Write-Ins for Other Lines of Business												
35.	Total (a)	445,597	446,692		151,463		66,647	311,448		40,842	96,464	103,525	
DETAILS OF WRITE-INS													
3401.												
3402.												
3403.												
3498.	Summary of remaining write-ins for Line 34 from overflow page												
3499.	Totals (Lines 3401 thru 3403 plus 3498)(Line 34 above)												

(a) Finance and service charges not included in Lines 1 to 35 \$

(b) For health business on indicated lines report: Number of persons insured under PPO managed care products and number of persons insured under indemnity only products



ANNUAL STATEMENT FOR THE YEAR 2023 OF THE SCOTTSDALE INSURANCE COMPANY

EXHIBIT OF PREMIUMS AND LOSSES (Statutory Page 14)

NAIC Group Code 0140

BUSINESS IN THE STATE OF U.S. Virgin Islands

DURING THE YEAR 2023

NAIC Company Code 41297

Line of Business	Gross Premiums, Including Policy and Membership Fees, Less Return Premiums and Premiums on Policies not Taken		3	4	5	6	7	8	9	10	11	12
	1	2										
	Direct Premiums Written	Direct Premiums Earned	Dividends Paid or Credited to Policyholders on Direct Business	Direct Unearned Premium Reserves	Direct Losses Paid (deducting salvage)	Direct Losses Incurred	Direct Losses Unpaid	Direct Defense and Cost Containment Expense Paid	Direct Defense and Cost Containment Expense Incurred	Direct Defense and Cost Containment Expense Unpaid	Commissions and Brokerage Expenses	Taxes, Licenses and Fees
1. Fire												
2.1 Allied Lines						(1)	2					
2.2 Multiple Peril Crop												
2.3 Federal Flood												
2.4. Private Crop												
2.5 Private Flood												
3. Farmowners Multiple Peril												
4. Homeowners Multiple Peril												
5.1 Commercial Multiple Peril (Non-Liability Portion)												
5.2 Commercial Multiple Peril (Liability Portion)												
6. Mortgage Guaranty												
8. Ocean Marine												
9. Inland Marine												
10. Financial Guaranty												
11.1 Medical Professional Liability - Occurrence												
11.2 Medical Professional Liability - Claims-Made												
12. Earthquake												
13.1 Comprehensive (hospital and medical) ind (b)												
13.2 Comprehensive (hospital and medical) group (b)												
14. Credit A&H (Group and Individual)												
15.1 Vision Only (b).....												
15.2 Dental Only (b)												
15.3 Disability Income (b)												
15.4 Medicare Supplement (b)												
15.5 Medicaid Title XIX (b)												
15.6 Medicare Title XVIII (b).....												
15.7 Long-Term Care (b)												
15.8 Federal Employees Health Benefits Plan (b)												
15.9 Other Health (b)												
16. Workers' Compensation												
17.1 Other Liability - Occurrence												
17.2 Other Liability - Claims-Made						(91,083)	549,421		2,292	161,662		
17.3 Excess Workers' Compensation												
18.1 Products Liability - Occurrence												
18.2 Products Liability - Claims-Made												
19.1 Private Passenger Auto No-Fault (Personal Injury Protection)												
19.2 Other Private Passenger Auto Liability												
19.3 Commercial Auto No-Fault (Personal Injury Protection)												
19.4 Other Commercial Auto Liability												
21.1 Private Passenger Auto Physical Damage												
21.2 Commercial Auto Physical Damage												
22. Aircraft (all perils)												
23. Fidelity												
24. Surety												
26. Burglary and Theft												
27. Boiler and Machinery												
28. Credit												
29. International												
30. Warranty												
31. Reins nonproportional assumed property	XXX	XXX	XXX	XXX	XXX	XXX	XXX	XXX	XXX	XXX	XXX	XXX
32. Reins nonproportional assumed liability	XXX	XXX	XXX	XXX	XXX	XXX	XXX	XXX	XXX	XXX	XXX	XXX
33. Reins nonproportional assumed financial lines	XXX	XXX	XXX	XXX	XXX	XXX	XXX	XXX	XXX	XXX	XXX	XXX
34. Aggregate Write-Ins for Other Lines of Business												
35. Total (a)						(91,084)	549,423		2,292	161,663		
DETAILS OF WRITE-INS												
3401.												
3402.												
3403.												
3498. Summary of remaining write-ins for Line 34 from overflow page												
3499. Totals (Lines 3401 thru 3403 plus 3498)(Line 34 above)												

(a) Finance and service charges not included in Lines 1 to 35 \$

(b) For health business on indicated lines report: Number of persons insured under PPO managed care products and number of persons insured under indemnity only products



ANNUAL STATEMENT FOR THE YEAR 2023 OF THE SCOTTSDALE INSURANCE COMPANY

EXHIBIT OF PREMIUMS AND LOSSES (Statutory Page 14)

NAIC Group Code 0140

BUSINESS IN THE STATE OF Canada

DURING THE YEAR 2023

NAIC Company Code 41297

Line of Business	Gross Premiums, Including Policy and Membership Fees, Less Return Premiums and Premiums on Policies not Taken		3 Dividends Paid or Credited to Policyholders on Direct Business	4 Direct Unearned Premium Reserves	5 Direct Losses Paid (deducting salvage)	6 Direct Losses Incurred	7 Direct Losses Unpaid	8 Direct Defense and Cost Containment Expense Paid	9 Direct Defense and Cost Containment Expense Incurred	10 Direct Defense and Cost Containment Expense Unpaid	11 Commissions and Brokerage Expenses	12 Taxes, Licenses and Fees
	1 Direct Premiums Written	2 Direct Premiums Earned										
1. Fire798	(14)		20	13		
2.1 Allied Lines	264,030	125,089		179,141		6,216	13,928		537	821	84,645	
2.2 Multiple Peril Crop												
2.3 Federal Flood												
2.4. Private Crop												
2.5 Private Flood												
3. Farmowners Multiple Peril												
4. Homeowners Multiple Peril												
5.1 Commercial Multiple Peril (Non-Liability Portion)	10,732	134,574				6,500	81,773		960	2,370	2,683	
5.2 Commercial Multiple Peril (Liability Portion)						(2)				1		
6. Mortgage Guaranty												
8. Ocean Marine												
9. Inland Marine												
10. Financial Guaranty												
11.1 Medical Professional Liability - Occurrence												
11.2 Medical Professional Liability - Claims-Made												
12. Earthquake												
13.1 Comprehensive (hospital and medical) ind (b)												
13.2 Comprehensive (hospital and medical) group (b)												
14. Credit A&H (Group and Individual)												
15.1 Vision Only (b).....												
15.2 Dental Only (b)												
15.3 Disability Income (b)												
15.4 Medicare Supplement (b)												
15.5 Medicaid Title XIX (b)												
15.6 Medicare Title XVIII (b).....												
15.7 Long-Term Care (b)												
15.8 Federal Employees Health Benefits Plan (b)												
15.9 Other Health (b)												
16. Workers' Compensation												
17.1 Other Liability - Occurrence						(1,775)	(4,715)		(557)	(721)		
17.2 Other Liability - Claims-Made	1,638,093	1,688,992		787,182		102,274	984,540		64,482	188,813	49,212	
17.3 Excess Workers' Compensation												
18.1 Products Liability - Occurrence												
18.2 Products Liability - Claims-Made												
19.1 Private Passenger Auto No-Fault (Personal Injury Protection)												
19.2 Other Private Passenger Auto Liability												
19.3 Commercial Auto No-Fault (Personal Injury Protection)												
19.4 Other Commercial Auto Liability						(83)	129		5	5		
21.1 Private Passenger Auto Physical Damage												
21.2 Commercial Auto Physical Damage												
22. Aircraft (all perils)												
23. Fidelity												
24. Surety												
26. Burglary and Theft												
27. Boiler and Machinery												
28. Credit												
29. International												
30. Warranty												
31. Reins nonproportional assumed property	XXX	XXX	XXX	XXX	XXX	XXX	XXX	XXX	XXX	XXX	XXX	XXX
32. Reins nonproportional assumed liability	XXX	XXX	XXX	XXX	XXX	XXX	XXX	XXX	XXX	XXX	XXX	XXX
33. Reins nonproportional assumed financial lines	XXX	XXX	XXX	XXX	XXX	XXX	XXX	XXX	XXX	XXX	XXX	XXX
34. Aggregate Write-Ins for Other Lines of Business												
35. Total (a)	1,912,855	1,948,655		966,323		113,928	1,075,640		65,446	191,301	136,540	
DETAILS OF WRITE-INS												
3401.												
3402.												
3403.												
3498. Summary of remaining write-ins for Line 34 from overflow page												
3499. Totals (Lines 3401 thru 3403 plus 3498)(Line 34 above)												

(a) Finance and service charges not included in Lines 1 to 35 \$
(b) For health business on indicated lines report: Number of persons insured under PPO managed care products and number of persons insured under indemnity only products



ANNUAL STATEMENT FOR THE YEAR 2023 OF THE SCOTTSDALE INSURANCE COMPANY

EXHIBIT OF PREMIUMS AND LOSSES (Statutory Page 14)

NAIC Group Code 0140 BUSINESS IN THE STATE OF Other Aliens DURING THE YEAR 2023 NAIC Company Code 41297

Line of Business	Gross Premiums, Including Policy and Membership Fees, Less Return Premiums and Premiums on Policies not Taken		3 Dividends Paid or Credited to Policyholders on Direct Business	4 Direct Unearned Premium Reserves	5 Direct Losses Paid (deducting salvage)	6 Direct Losses Incurred	7 Direct Losses Unpaid	8 Direct Defense and Cost Containment Expense Paid	9 Direct Defense and Cost Containment Expense Incurred	10 Direct Defense and Cost Containment Expense Unpaid	11 Commissions and Brokerage Expenses	12 Taxes, Licenses and Fees
	1 Direct Premiums Written	2 Direct Premiums Earned										
1. Fire												
2.1 Allied Lines	84,156	90,104		22,199		(93,560)	37,300		(11,370)	1,883	28,823	
2.2 Multiple Peril Crop												
2.3 Federal Flood												
2.4 Private Crop												
2.5 Private Flood												
3. Farmowners Multiple Peril												
4. Homeowners Multiple Peril												
5.1 Commercial Multiple Peril (Non-Liability Portion)												
5.2 Commercial Multiple Peril (Liability Portion)												
6. Mortgage Guaranty												
8. Ocean Marine												
9. Inland Marine												
10. Financial Guaranty												
11.1 Medical Professional Liability - Occurrence												
11.2 Medical Professional Liability - Claims-Made												
12. Earthquake												
13.1 Comprehensive (hospital and medical) ind (b)												
13.2 Comprehensive (hospital and medical) group (b)												
14. Credit A&H (Group and Individual)												
15.1 Vision Only (b).....												
15.2 Dental Only (b)												
15.3 Disability Income (b)												
15.4 Medicare Supplement (b)												
15.5 Medicaid Title XIX (b)												
15.6 Medicare Title XVIII (b).....												
15.7 Long-Term Care (b)												
15.8 Federal Employees Health Benefits Plan (b)												
15.9 Other Health (b)												
16. Workers' Compensation												
17.1 Other Liability - Occurrence												
17.2 Other Liability - Claims-Made	2,938,557	2,217,227		1,957,217		1,167,475	6,428,257		502,528	1,491,773	402,785	
17.3 Excess Workers' Compensation												
18.1 Products Liability - Occurrence												
18.2 Products Liability - Claims-Made												
19.1 Private Passenger Auto No-Fault (Personal Injury Protection)												
19.2 Other Private Passenger Auto Liability												
19.3 Commercial Auto No-Fault (Personal Injury Protection)												
19.4 Other Commercial Auto Liability												
21.1 Private Passenger Auto Physical Damage												
21.2 Commercial Auto Physical Damage												
22. Aircraft (all perils)												
23. Fidelity												
24. Surety												
26. Burglary and Theft												
27. Boiler and Machinery												
28. Credit												
29. International												
30. Warranty												
31. Reins nonproportional assumed property	XXX	XXX	XXX	XXX	XXX	XXX	XXX	XXX	XXX	XXX	XXX	XXX
32. Reins nonproportional assumed liability	XXX	XXX	XXX	XXX	XXX	XXX	XXX	XXX	XXX	XXX	XXX	XXX
33. Reins nonproportional assumed financial lines	XXX	XXX	XXX	XXX	XXX	XXX	XXX	XXX	XXX	XXX	XXX	XXX
34. Aggregate Write-Ins for Other Lines of Business												
35. Total (a)	3,022,713	2,307,331		1,979,416		1,073,915	6,465,557		491,158	1,493,656	431,608	
DETAILS OF WRITE-INS												
3401.												
3402.												
3403.												
3498. Summary of remaining write-ins for Line 34 from overflow page												
3499. Totals (Lines 3401 thru 3403 plus 3498)(Line 34 above)												

(a) Finance and service charges not included in Lines 1 to 35 \$
(b) For health business on indicated lines report: Number of persons insured under PPO managed care products and number of persons insured under indemnity only products



ANNUAL STATEMENT FOR THE YEAR 2023 OF THE SCOTTSDALE INSURANCE COMPANY

EXHIBIT OF PREMIUMS AND LOSSES (Statutory Page 14)

NAIC Group Code 0140		BUSINESS IN THE STATE OF Grand Total		DURING THE YEAR 2023								NAIC Company Code 41297	
Line of Business		Gross Premiums, Including Policy and Membership Fees, Less Return Premiums and Premiums on Policies not Taken		3	4	5	6	7	8	9	10	11	12
		1	2										
		Direct Premiums Written	Direct Premiums Earned	Dividends Paid or Credited to Policyholders on Direct Business	Direct Unearned Premium Reserves	Direct Losses Paid (deducting salvage)	Direct Losses Incurred	Direct Losses Unpaid	Direct Defense and Cost Containment Expense Paid	Direct Defense and Cost Containment Expense Incurred	Direct Defense and Cost Containment Expense Unpaid	Commissions and Brokerage Expenses	Taxes, Licenses and Fees
1.	Fire	64,574,367	67,123,519		30,306,177	41,952,782	46,799,434	27,746,717	3,316,119	1,295,808	5,187,778	18,533,399	(779,042)
2.1	Allied Lines	286,070,638	252,780,322		137,760,923	82,717,556	35,833,086	140,888,723	3,780,104	2,327,084	9,236,008	72,363,346	(1,208,952)
2.2	Multiple Peril Crop												
2.3	Federal Flood												
2.4	Private Crop												
2.5	Private Flood		6,064										
3.	Farmowners Multiple Peril	4,433,184	4,476,051		2,133,007	1,074,368	1,543,306	1,210,783	7,913	72,801	191,695	1,072,233	688
4.	Homeowners Multiple Peril	145,799,691	150,328,200		76,622,716	61,047,328	29,099,839	54,972,372	4,191,591	(1,900,972)	6,812,594	35,514,164	29,744
5.1	Commercial Multiple Peril (Non-Liability Portion)	309,959,967	317,028,091		141,357,201	194,469,373	201,746,888	154,836,235	8,536,938	6,290,858	14,041,344	73,737,219	55,312
5.2	Commercial Multiple Peril (Liability Portion)	158,251,929	168,287,843		61,097,513	78,663,662	74,614,248	243,659,612	18,816,685	13,669,863	61,500,574	38,864,168	41,696
6.	Mortgage Guaranty												
8.	Ocean Marine	13,292,196	13,346,184		5,884,154	6,432,541	4,663,406	7,816,894		(247,430)	252,523	4,071,397	1,364
9.	Inland Marine	57,906,871	77,024,671		32,350,588	26,614,920	45,754,403	41,680,710	994,066	2,031,269	2,081,430	13,736,096	21,728
10.	Financial Guaranty												
11.1	Medical Professional Liability - Occurrence							(119,593)		(5)	(16,503)		
11.2	Medical Professional Liability - Claims-Made						478,065	1,013,133	21,324	19,010	33,240		
12.	Earthquake	147,117	162,942		59,889		307,575	353,706		(11,672)	2,109	35,888	6
13.1	Comprehensive (hospital and medical) ind (b)												
13.2	Comprehensive (hospital and medical) group (b)												
14.	Credit A&H (Group and Individual)												
15.1	Vision Only (b).....												
15.2	Dental Only (b)												
15.3	Disability Income (b)												
15.4	Medicare Supplement (b)												
15.5	Medicaid Title XIX (b)												
15.6	Medicare Title XVIII (b).....												
15.7	Long-Term Care (b)												
15.8	Federal Employees Health Benefits Plan (b)												
15.9	Other Health (b)												
16.	Workers' Compensation					1,147,183	1,147,183						
17.1	Other Liability - Occurrence	723,600,016	719,025,586		343,030,179	382,114,713	462,748,978	1,519,441,849	60,885,336	56,841,573	241,341,206	163,683,939	1,227,102
17.2	Other Liability - Claims-Made	715,899,019	742,572,554		360,658,065	188,233,868	308,907,878	781,873,597	54,127,208	70,281,917	276,206,956	184,976,003	228,367
17.3	Excess Workers' Compensation												
18.1	Products Liability - Occurrence	8,357,459	11,871,209		5,687,303	36,113,733	21,720,465	133,377,363	16,251,054	(3,099,088)	76,872,149	1,507,223	926
18.2	Products Liability - Claims-Made	17,839,572	18,091,772		7,259,360	1,670,875	4,057,997	12,381,872	209,966	604,854	469,774	5,427,795	1,652
19.1	Private Passenger Auto No-Fault (Personal Injury Protection)												
19.2	Other Private Passenger Auto Liability						188,171	188,171					
19.3	Commercial Auto No-Fault (Personal Injury Protection)	235,799	266,640		3,029	27,517	40,672	271,939	3,064	537	33,723	32,630	642
19.4	Other Commercial Auto Liability	79,448,286	97,042,174		33,318,423	66,732,162	66,959,029	199,172,172	8,031,215	3,846,845	14,916,525	15,810,450	63,538
21.1	Private Passenger Auto Physical Damage												
21.2	Commercial Auto Physical Damage	3,162,069	4,922,513		709,274	2,213,122	2,171,734	205,204	327,744	(92,859)	531,214	618,067	8,926
22.	Aircraft (all perils)												
23.	Fidelity	354,717	339,420		178,676							21,317	
24.	Surety	836,327	730,925		389,145	255,685	216,265	57,900	6,486	(32,639)	58,335	250,597	24
26.	Burglary and Theft	79,388	80,237		36,386	(3,188)	5,029	38,944		(9,885)	11,402	20,092	74
27.	Boiler and Machinery	3,040,078	3,095,718		1,414,186	1,174,805	919,987	130,185	4,281	(22,974)	16,743	633,383	1,908
28.	Credit	1,952,256	1,377,955		3,438,317	123,502	(1,548,899)			35		51	2,018
29.	International												
30.	Warranty	14,552,797	16,821,879		22,478,185	11,381,596	10,851,013	864,160		740	1,872	4,567,546	1,507
31.	Reins nonproportional assumed property	XXX	XXX	XXX	XXX	XXX	XXX	XXX	XXX	XXX	XXX	XXX	XXX
32.	Reins nonproportional assumed liability	XXX	XXX	XXX	XXX	XXX	XXX	XXX	XXX	XXX	XXX	XXX	XXX
33.	Reins nonproportional assumed financial lines	XXX	XXX	XXX	XXX	XXX	XXX	XXX	XXX	XXX	XXX	XXX	XXX
34.	Aggregate Write-Ins for Other Lines of Business												
35.	Total (a)	2,609,799,642	2,666,802,469		1,266,174,934	1,184,720,237	1,318,764,754	3,322,063,657	179,533,789	151,861,793	709,782,773	635,478,566	(300,771)
DETAILS OF WRITE-INS													
3401.												
3402.												
3403.												
3498.	Summary of remaining write-ins for Line 34 from overflow page												
3499.	Totals (Lines 3401 thru 3403 plus 3498)(Line 34 above)												

(a) Finance and service charges not included in Lines 1 to 35 \$ 2,878

(b) For health business on indicated lines report: Number of persons insured under PPO managed care products and number of persons insured under indemnity only products

ANNUAL STATEMENT FOR THE YEAR 2023 OF THE SCOTTSDALE INSURANCE COMPANY

SCHEDULE F - PART 1

Assumed Reinsurance as of December 31, Current Year (\$000 Omitted)

1	2	3	4	5	Reinsurance On		8	9	10	11	12	13	14	15
					6	7								
ID Number	NAIC Com- pany Code	Name of Reinsured	Domiciliary Jurisdiction	Assumed Premium	Paid Losses and Loss Adjustment Expenses	Known Case Losses and LAE	Cols. 6 + 7	Contingent Commissions Payable	Assumed Premiums Receivable	Unearned Premium	Funds Held By or Deposited With Reinsured Companies	Letters of Credit Posted	Amount of Assets Pledged or Compensating Balances to Secure Letters of Credit	Amount of Assets Pledged or Collateral Held in Trust
75-6013587	.22209	Freedom Specialty Insurance Company	OH.....	221,027	22,102	144,075	166,177	(7)	51,073	119,971				
42-1015537	.28223	Nationwide Agribusiness Insurance Company	IA.....			(9)	(9)							
31-4177100	.23787	Nationwide Mutual Insurance Company	OH.....	1,539,152	77,100	611,395	688,495	6	478,706	723,022	420			
31-1117969	.15580	Scottsdale Indemnity Insurance Company	OH.....	264,829	15,986	217,189	233,175		26,032	113,989	127			
86-0835870	.10672	Scottsdale Surplus Lines Insurance Company	AZ.....	35,489	405	4,819	5,224		3,383	18,756				
0399999. Affiliates - U.S. Non-Pool - Other				2,060,497	115,593	977,469	1,093,062	(1)	559,194	975,738	547			
0499999. Total - U.S. Non-Pool				2,060,497	115,593	977,469	1,093,062	(1)	559,194	975,738	547			
0799999. Total - Other (Non-U.S.)														
0899999. Total - Affiliates				2,060,497	115,593	977,469	1,093,062	(1)	559,194	975,738	547			
00-0000000	.10401	ABS Boiler & Marine Ins Co	VT.....	65						(44)				
81-4582557	.16113	Mangrove Cell 5 Ic	DC.....						(6)					
03-0310944	.44237	Mental Hlth Rrg	VT.....	2,200					173					
00-0000000	.15748	Monroe Ind Inc	VT.....	771					226	386				
00-0000000	.10422	MPC Ins Ltd	VT.....						(3,607)					
35-1701158	.29629	NAMIC Insurance Company	IN.....						(437)					
00-0000000	.14070	VGI Ins Inc	VT.....	168					49	84				
AA-9995044	.00000	Water Quality Ins Syndicate	NY.....			(15)	(15)							
0999999. Total Other U.S. Unaffiliated Insurers				3,204		(15)	(15)		(3,602)	426				
AA-9991102	.00000	Arizona Commercial Auto Ins Procedure	AZ.....	1		11	11				4			
AA-9991110	.00000	Delaware Commercial Auto Ins Procedure	DE.....	8		3	3			5	1			
AA-9991203	.00000	Delaware Fair Plan	DE.....	2						1				
AA-9991141	.00000	Ohio Commercial Auto Insurance Procedure	OH.....	16		68	68			10	6			
23-7024436	.32573	Ohio Fair Plan Underwriters Association	OH.....	5						2				
1099999. Total Pools, Associations or Other Similar Facilities - Mandatory Pools				32		82	82			18	11			
1299999. Total - Pools and Associations				32		82	82			18	11			
00-0000000	.00000	Accenture Plc	IRL.....	248					73	124				
AA-1560252	.00000	Cooperators Gen Ins Co	CAN.....	8,154		6,263	6,263		1,556	3,793				
AA-3770147	.00000	Gloucester Ins Ltd	CYM.....	249					73	125				
00-0000000	.00000	L&F Indemnity Limited	BMJ.....	791					232	396				
AA-3190374	.00000	Magna Carta Ins Ltd	BMJ.....	1,230					1,277	528				
AA-1340165	.00000	Munchener Ruckversicherungs Gesellschaft	DEU.....						(5)					
AA-3610458	.00000	Nautilus Reins Ltd	KNA.....	2,300					6	1,123				
AA-3194127	.00000	Park Ind Ltd	BMJ.....	589					172	295				
1399999. Total Other Non-U.S. Insurers				13,561		6,263	6,263		3,384	6,384				
9999999 Totals				2,077,294	115,593	983,799	1,099,392	(1)	558,976	982,566	558			

ANNUAL STATEMENT FOR THE YEAR 2023 OF THE SCOTTSDALE INSURANCE COMPANY

SCHEDULE F - PART 2

Premium Portfolio Reinsurance Effected or (Canceled) during Current Year	2019	2018	2017
Reinsurance Effected	\$1,000	\$1,000	\$1,000
Reinsurance Canceled	\$1,000	\$1,000	\$1,000
Net Reinsurance Effected or (Canceled)	\$2,000	\$2,000	\$2,000

[illegible]

ANNUAL STATEMENT FOR THE YEAR 2023 OF THE SCOTTSDALE INSURANCE COMPANY

SCHEDULE F - PART 3

Ceded Reinsurance as of December 31, Current Year (\$000 Omitted)

1	2	3	4	5	6	Reinsurance Recoverable On									16	Reinsurance Payable		19	20	
						7	8	9	10	11	12	13	14	15		17	18			
ID Number	NAIC Company Code	Name of Reinsurer	Domiciliary Jurisdiction	Special Code	Reinsurance Premiums Ceded	Paid Losses	Paid LAE	Known Case Loss Reserves	Known Case LAE Reserves	IBNR Loss Reserves	IBNR LAE Reserves	Unearned Premiums	Contingent Commis- sions	Columns 7 through 14 Totals	Amount in Dispute included in Column 15	Ceded Balances Payable	Other Amounts Due to Reinsurers	Net Amount Recoverable From Reinsurers Cols. 15 - [17 + 18]	Funds Held by Company Under Reinsurance Treaties	
31-4177100	23787	Nationwide Mutual Insurance Company	OH		4,675,729	112,989	24,400	1,774,843	289,553	3,706,146	1,126,817	2,235,464	32,476	9,302,688		972,109	(3,041)	8,333,620	559	
0199999. Total Authorized - Affiliates - U.S. Intercompany Pooling					4,675,729	112,989	24,400	1,774,843	289,553	3,706,146	1,126,817	2,235,464	32,476	9,302,688			972,109	(3,041)	8,333,620	559
0499999. Total Authorized - Affiliates - U.S. Non-Pool																				
0799999. Total Authorized - Affiliates - Other (Non-U.S.)																				
0899999. Total Authorized - Affiliates					4,675,729	112,989	24,400	1,774,843	289,553	3,706,146	1,126,817	2,235,464	32,476	9,302,688			972,109	(3,041)	8,333,620	559
06-0237820	20699	Ace Prop & Cas Ins Co	PA		1	(683)	82	71	18	110	83			(319)		(2,090)		1,771		
06-1182357	22730	Allied World Ins Co	NH		20	311	96	3,149	120	1,270	106	7		5,059		(32)		5,091		
36-0719665	19232	Allstate Ins Co	IL					43						43				43		
38-0829210	23396	Amerisure Mut Ins Co	MI			(3)	(2)							(5)				(5)		
06-1430254	10348	Arch Reins Co	DE		1	256	(52)	1,291	159	1,115	286	6		3,061		(107)		3,168		
51-0434766	20370	Axis Reins Co	NY		1	245	276	3,222	173	681	171	7		4,775		42		4,733		
47-0574325	32603	Berkley Ins Co	DE			(30)	45	2,428	110	465	104	1		3,123		(21)		3,144		
36-2114545	20443	Continental Cas Co	IL			7	(7)	175	19					194				194		
38-2145898	33499	Dorinco Reins Co	MI			(2)								(2)				(2)		
39-0264050	21458	Employers Ins Co Of Wausau	WI			(5)	(6)	185	5					179				179		
42-0234980	21415	Employers Mut Cas Co	IA					6						6				6		
35-2293075	11551	Endurance Assur Corp	DE		27	2,939	1,176	14,837	1,784	18,137	3,158	213		42,244		(364)		42,608		
36-2950161	35378	Evanston Ins Co	IL					11						11				11		
22-2005057	26921	Everest Reins Co	DE			175	293	5,091	836	3,641	674	4		10,714		427		10,287		
05-0316605	21482	Factory Mut Ins Co	RI					5						5				5		
13-2673100	22039	General Reins Corp	DE		(157)	3,367	46	6,885	196	1,009	35	4		11,542		(37)		11,579		
13-3029255	39322	General Security Natl Ins Co	NY			(4)	4		1					1				1		
13-6108721	26433	Harco Natl Ins Co	IL			33	3	118	98	9,454	69			9,775				9,775		
06-0384680	11452	Hartford Steam Boil Inspec & Ins Co	CT		4,624	62		667	1	495	112	1,874		3,211		1,807		1,404		
04-1543470	23043	Liberty Mut Ins Co	MA		(1)	706	145	1,505	117	1,819	278	137		4,707		256		4,451		
06-1481194	10829	Markel Global Reins Co	DE		43	4,949	2,223	17,860	2,825	20,701	4,133	323		53,014		1,469		51,545		
36-3101262	38970	Markel Ins Co	IL													44		(44)		
04-2482364	16187	Metromile Ins Co	DE					93						93				93		
13-4924125	10227	Munich Reins Amer Inc	DE		14	3,250	691	44,535	3,400	15,245	1,502	46		68,669		(511)		69,180		
47-0355979	20087	National Ind Co	NE				10							10				10		
13-3138390	42307	Navigators Ins Co	NY		6	79	168	2,084	179	2,363	594	22		5,489		(168)		5,657		
47-0698507	23680	Odyssey Reins Co	CT		21	1,379	319	10,432	882	6,694	1,305	41		21,052		(64)		21,116		
13-3031176	38636	Partner Reins Co Of The Us	NY		(7)	346	330	7,198	387	14,300	1,127	18		23,706		1,300		22,406		
23-1642962	12262	Pennsylvania Manufacturers Assoc Ins	PA					68						68				68		
35-6021485	12416	Protective Ins Co	IN			(79)	41		28	6	1			7				7		
23-1641984	10219	Qbe Reins Corp	PA		2	342	19	4,437	151	7,978	117			13,044		76		12,968		
52-1952955	10357	Renaissance Reins Us Inc	MD		(15)	7,422	1,874	3,665	440	6,670	668	333		21,072		2,040		19,032		
30-0703280	15529	Renaissancere Europe Ag Us Branch	NY		5	1,488	67	4,237	170	2,335	87	1		8,385		86		8,299		
86-0274508	31089	Repwest Ins Co	AZ			26	4		1					31				31		
75-1444207	30058	Scor Reins Co	NY		5	2,147	243	7,734	383	6,550	828	20		17,905		(157)		18,062		
13-2997499	38776	Siriuspoint Amer Ins Co	NY			9,532	1,642	669	140	55				12,212	9,700	(14)		12,226		
13-1675535	25364	Swiss Reins Amer Corp	NY		29	2,302	(208)	12,192	301	6,465	232	2		21,286		13		21,273		
02-0449082	42376	Technology Ins Co Inc	DE																	
94-1517098	25534	Tig Ins Co	CA			44			2					46				46		
13-2918573	42439	Toa Re Ins Co Of Amer	DE		1	2,455	117	8,859	304	4,832	434	1		17,002		(686)		17,688		
13-4032666	10945	Tokio Marine Amer Ins Co	NY			36		151	2					189				189		
13-5616275	19453	Transatlantic Reins Co	NY		18	677	2,055	14,100	2,190	13,299	3,357	1		35,679		1,766		33,913		
13-1290712	20583	XI Reins Amer Inc	NY		(1)	8,618	1,597	3,564	212	1,259	454			15,704	12,198	(93)		15,797		
0999999. Total Authorized - Other U.S. Unaffiliated Insurers					4,637	52,387	13,291	181,572	15,639	146,948	20,089	3,061		432,987	21,898	4,982		428,005		
AA-9991500	00000	Illinois Mine Subsidence Fund	IL		6															

ANNUAL STATEMENT FOR THE YEAR 2023 OF THE SCOTTSDALE INSURANCE COMPANY

SCHEDULE F - PART 3

Ceded Reinsurance as of December 31, Current Year (\$000 Omitted)

1 ID Number	2 NAIC Com- pany Code	3 Name of Reinsurer	4 Domiciliary Jurisdiction	5 Special Code	6 Reinsurance Premiums Ceded	Reinsurance Recoverable On									16 Amount in Dispute included in Column 15	Reinsurance Payable		19 Net Amount Recoverable From Reinsurers Cols. 15 - [17 + 18]	20 Funds Held by Company Under Reinsurance Treaties
						7 Paid Losses	8 Paid LAE	9 Known Case Loss Reserves	10 Known Case LAE Reserves	11 IBNR Loss Reserves	12 IBNR LAE Reserves	13 Unearned Premiums	14 Contingent Commis- sions	15 Columns 7 through 14 Totals		17 Ceded Balances Payable	18 Other Amounts Due to Reinsurers		
AA-9991501 ..	.00000 ..	Indiana Mine Subsidence Fund	IN.....	2
AA-9991506 ..	.00000 ..	West Virginia Mine Subsidence Fund	WV.....	2
1099999. Total Authorized - Pools - Mandatory Pools						10
AA-1120337 ..	.00000 ..	Aspen Ins Uk Ltd	GBR	85	59	338	105	884	229	3	1,703	(130)	1,833
AA-3194130 ..	.00000 ..	Endurance Specialty Ins Ltd	BMU
AA-3190600 ..	.00000 ..	Glencoe Ins Ltd	BMU	(106)	(165)	4	5	1	1	(260)	(1)	(259)
AA-1340125 ..	.00000 ..	Hannover Rueck Se	DEU	12	811	573	5,255	971	10,071	1,670	264	19,615	2,144	17,471
AA-1122000 ..	.00000 ..	Lloyd'S Of London	GBR	(42)	(52)	26	1	(67)	(67)
AA-1127003 ..	.00000 ..	Lloyd'S Syndicate Number 1003	GBR	(1)	1	109	14	123	123
AA-1127007 ..	.00000 ..	Lloyd'S Syndicate Number 1007	GBR	1	(24)	153	42	172	172
AA-1127027 ..	.00000 ..	Lloyd'S Syndicate Number 1027	GBR	(1)	(1)	(1)
AA-1127084 ..	.00000 ..	Lloyd'S Syndicate Number 1084	GBR	9	14	363	96	183	150	815	(128)	943
AA-1127096 ..	.00000 ..	Lloyd'S Syndicate Number 1096	GBR	(2)	(2)	(2)
AA-1127141 ..	.00000 ..	Lloyd'S Syndicate Number 1141	GBR	2	(4)	42	14	54	54
AA-1127212 ..	.00000 ..	Lloyd'S Syndicate Number 1212	GBR	2	(2)	45	15	60	60
AA-1127215 ..	.00000 ..	Lloyd'S Syndicate Number 1215	GBR	4	(4)	56	16	72	72
AA-1126122 ..	.00000 ..	Lloyd'S Syndicate Number 122	GBR	(1)	(1)	(1)
AA-1126138 ..	.00000 ..	Lloyd'S Syndicate Number 138	GBR	(1)	(1)	(1)
AA-1127414 ..	.00000 ..	Lloyd'S Syndicate Number 1414	GBR	922	1	923	923
AA-1126183 ..	.00000 ..	Lloyd'S Syndicate Number 183	GBR	8	3	11	11
AA-1120096 ..	.00000 ..	Lloyd'S Syndicate Number 1880	GBR	3	38	38	3	35
AA-1127900 ..	.00000 ..	Lloyd'S Syndicate Number 1900	GBR	27	2	29	29
AA-1120124 ..	.00000 ..	Lloyd'S Syndicate Number 1945	GBR	50	50	22	28
AA-1128001 ..	.00000 ..	Lloyd'S Syndicate Number 2001	GBR	5	2	7	7
AA-1128003 ..	.00000 ..	Lloyd'S Syndicate Number 2003	GBR	601	21	3,721	127	2,493	17	6,980	88	6,980
AA-1120071 ..	.00000 ..	Lloyd'S Syndicate Number 2007	GBR	(1)	5	18	22	22
AA-1128020 ..	.00000 ..	Lloyd'S Syndicate Number 2020	GBR	5	3	8	8
AA-1126205 ..	.00000 ..	Lloyd'S Syndicate Number 205	GBR	(16)	(5)	81	19	79	79
AA-1126227 ..	.00000 ..	Lloyd'S Syndicate Number 227	GBR	(26)	(3)	40	5	16	16
AA-1128376 ..	.00000 ..	Lloyd'S Syndicate Number 2376	GBR	(2)	2
AA-1128623 ..	.00000 ..	Lloyd'S Syndicate Number 2623	GBR	(24)	24
AA-1128987 ..	.00000 ..	Lloyd'S Syndicate Number 2987	GBR	50	50	22	28
AA-1129000 ..	.00000 ..	Lloyd'S Syndicate Number 3000	GBR	1	3	4	4
AA-1126314 ..	.00000 ..	Lloyd'S Syndicate Number 314	GBR	(3)	3
AA-1126322 ..	.00000 ..	Lloyd'S Syndicate Number 322	GBR	(1)	(1)	(1)
AA-1126033 ..	.00000 ..	Lloyd'S Syndicate Number 33	GBR	461	5	1,815	29	2,310	22	2,288
AA-1126362 ..	.00000 ..	Lloyd'S Syndicate Number 362	GBR	17	(16)	56	21	78	78
AA-1120098 ..	.00000 ..	Lloyd'S Syndicate Number 3624	GBR	5	11	16	16
AA-1126376 ..	.00000 ..	Lloyd'S Syndicate Number 376	GBR	7	(11)	4
AA-1126435 ..	.00000 ..	Lloyd'S Syndicate Number 435	GBR	768	8	1,634	42	2,452	44	2,408
AA-1126506 ..	.00000 ..	Lloyd'S Syndicate Number 506	GBR	(13)	25	12	12
AA-1126507 ..	.00000 ..	Lloyd'S Syndicate Number 507	GBR	(13)	(2)	4	(11)	(11)
AA-1126051 ..	.00000 ..	Lloyd'S Syndicate Number 51	GBR	11	3	14	14
AA-1126510 ..	.00000 ..	Lloyd'S Syndicate Number 510	GBR	3	38	38	3	35
AA-1126529 ..	.00000 ..	Lloyd'S Syndicate Number 529	GBR	(12)	(3)	8	(7)	(7)
AA-1120163 ..	.00000 ..	Lloyd'S Syndicate Number 5678	GBR	622	11	486	31	1,150	44	1,106
AA-1126570 ..	.00000 ..	Lloyd'S Syndicate Number 570	GBR	1	(3)	11	4	13	13
AA-1126623 ..	.00000 ..	Lloyd'S Syndicate Number 623	GBR	(4)	4
AA-1126724 ..	.00000 ..	Lloyd'S Syndicate Number 724	GBR	(1)	(1)	(1)
AA-1126780 ..	.00000 ..	Lloyd'S Syndicate Number 780	GBR	261	5	100	14	380	380

ANNUAL STATEMENT FOR THE YEAR 2023 OF THE SCOTTSDALE INSURANCE COMPANY

SCHEDULE F - PART 3

Ceded Reinsurance as of December 31, Current Year (\$000 Omitted)

1	2	3	4	5	6	Reinsurance Recoverable On									16	Reinsurance Payable		19	20
						7	8	9	10	11	12	13	14	15		17	18		
ID Number	NAIC Com- pany Code	Name of Reinsurer	Domiciliary Jurisdiction	Special Code	Reinsurance Premiums Ceded	Paid Losses	Paid LAE	Known Case Loss Reserves	Known Case LAE Reserves	IBNR Loss Reserves	IBNR LAE Reserves	Unearned Premiums	Contingent Commis- sions	Columns 7 through 14 Totals	Amount in Dispute included in Column 15	Ceded Balances Payable	Other Amounts Due to Reinsurers	Net Amount Recoverable From Reinsurers Cols. 15 - [17 + 18]	Funds Held by Company Under Reinsurance Treaties
AA-1126079 ..	.00000 .	Lloyd'S Syndicate Number 79	GBR.....	(15)	(1)	13	5	2	2
AA-1126990 ..	.00000 .	Lloyd'S Syndicate Number 990	GBR.....	(8)	(4)	10	2
AA-1126991 ..	.00000 .	Lloyd'S Syndicate Number 991	GBR.....	1	(3)	27	9
AA-3190829 ..	.00000 .	Markel Bermuda Ltd	BMU.....	236	215	59	126	34	(18)	34
AA-3194129 ..	.00000 .	Montpelier Reins Ltd	BMU.....	154	30	160	5	349	349
AA-3190339 ..	.00000 .	Renaissance Reins Ltd	BMU.....	25	(436)	153	242	1,269	267	1	1,521	90	1,431
AA-3190339 ..	.00000 .	Renaissance Reins Ltd	BMU.....	39	(45)	227	10	449	107	2	789	(95)	884
AA-1121270 ..	.00000 .	River Thames Ins Co Ltd	GBR.....	3	(2)	139	44	184	184
AA-1460006 ..	.00000 .	Validus Reins (Switzerland) Ltd	CHE.....	7	648	23	2,452	32	1,661	58	1	4,875	(43)	4,918
AA-1124141 ..	.00000 .	Wr Berkley Ins (Europe) Ltd	GBR.....
1299999. Total Authorized - Other Non-U.S. Insurers					25	4,676	184	18,367	1,958	17,235	2,641	271	45,332	88	1,951	43,381
1499999. Total Authorized Excluding Protected Cells (Sum of 0899999, 0999999, 1099999, 1199999 and 1299999)					4,680,401	170,052	37,875	1,974,782	307,150	3,870,329	1,149,547	2,238,796	32,476	9,781,007	21,986	979,042	(3,041)	8,805,006	559
1899999. Total Unauthorized - Affiliates - U.S. Non-Pool				
2199999. Total Unauthorized - Affiliates - Other (Non-U.S.)				
2299999. Total Unauthorized - Affiliates				
54-1423096 ..	.39993 .	Colony Ins Co	VA.....	1	1	1
37-1370035 ..	.10895 .	Midwest Ins Co	IL.....	4,103	7,435	7,435	7,435
88-0510281 ..	.12303 .	Nationsbuilders Ins Co	DC.....	(30)	14	(16)	(16)
59-2551669 ..	.52524 .	Phoenix American Warranty Company	FL.....	1,335	62	62	62
00-0000000 ..	.10165 .	Pollution Liability Insurance Associatio ..	WA.....	12	1	209	77	299	299
2399999. Total Unauthorized - Other U.S. Unaffiliated Insurers					5,438	44	15	209	78	7,435	7,781	7,781
AA-3194128 ..	.00000 .	Allied World Assurance Co Ltd	BMU.....	2	6	8	8
AA-3190010 ..	.00000 .	Ancon Ins Co Sa	BMU.....	85	(1)	4	88	88
AA-3190932 ..	.00000 .	Argo Re	BMU.....	43
AA-3190490 ..	.00000 .	Bateleur Ins Co (Bermuda) Ltd	BMU.....	(130)	678	1,343	2,021	2,021
AA-3190795 ..	.00000 .	Catalina Safety Reins Ltd	BMU.....	1	3	3	2	9	9
AA-3194161 ..	.00000 .	Catlin Ins Co Ltd	BMU.....	7	9	46	2	64	64
AA-1241003 ..	.00000 .	Cie Europeenne De Reass Intl	BEL.....
AA-1340085 ..	.00000 .	E S Rueckversicherungs Aktiengesellschaft	DEU.....	(111)	(28)	51	12	(76)	(76)
AA-3190060 ..	.00000 .	Hannover Re (Bermuda) Ltd	BMU.....	11	(11)
AA-1460080 ..	.00000 .	Helvetia Schweizerische Versicherungs	CHE.....	2	(8)	15	1	10	10
AA-3190095 ..	.00000 .	Insurance Co Ltd	BMU.....	30	1	31	31
AA-3190958 ..	.00000 .	Jrg Reins Co Ltd	BMU.....	76	(42)	27	78	2,906	27	3,072	3,072
AA-5420050 ..	.00000 .	Korean Reins Co	KOR.....	257	6	1,257	1	1,521	543	978
AA-1120925 ..	.00000 .	Ludgate Ins Co Ltd	GBR.....
AA-1340165 ..	.00000 .	Munchener Ruckversicherungs Gesellschaft	DEU.....	(11)	(11)	(11)
AA-1780070 ..	.00000 .	Qbe Reins (Europe) Ltd	IRL.....	(24)	(5)	25	(4)	(4)
AA-1120145 ..	.00000 .	Qbe Reins (Uk) Ltd	GBR.....
AA-1460023 ..	.00000 .	Renaissancere Europe Ag	CHE.....	(5)	24	19	19
AA-1560735 ..	.00000 .	Royal & Sun Alliance Ins Co Of Canada	CAN.....
AA-1464100 ..	.00000 .	Scor Switzerland Ltd	CHE.....	2	2	2
AA-1460146 ..	.00000 .	Swiss Reins Co	CHE.....
AA-3194100 ..	.00000 .	Wyndham Ins Co (Sac) Ltd	BMU.....	1,385	2,510	2,510	2,510
AA-1460190 ..	.00000 .	Zurich Ins Co Ltd	CHE.....	2	10	13	25	25
AA-1120001 ..	.00000 .	Zurich Specialties London Ltd	GBR.....	(96)	(7)	100	1	(2)	(2)
2699999. Total Unauthorized - Other Non-U.S. Insurers					1,255	900	(54)	1,488	113	4,301	29	2,510	9,287	554	8,733	43
2899999. Total Unauthorized Excluding Protected Cells (Sum of 2299999, 2399999, 2499999, 2599999 and 2699999)					6,693	944	(39)	1,697	191	4,301	29	9,945	17,068	554	16,514	43

ANNUAL STATEMENT FOR THE YEAR 2023 OF THE SCOTTSDALE INSURANCE COMPANY

SCHEDULE F - PART 3

Ceded Reinsurance as of December 31, Current Year (\$000 Omitted)

1 ID Number	2 NAIC Com- pany Code	3 Name of Reinsurer	4 Domiciliary Jurisdiction	5 Special Code	6 Reinsurance Premiums Ceded	Reinsurance Recoverable On									16 Amount in Dispute included in Column 15	Reinsurance Payable		19 Net Amount Recoverable From Reinsurers Cols. 15 - [17 + 18]	20 Funds Held by Company Under Reinsurance Treaties
						7 Paid Losses	8 Paid LAE	9 Known Case Loss Reserves	10 Known Case LAE Reserves	11 IBNR Loss Reserves	12 IBNR LAE Reserves	13 Unearned Premiums	14 Contingent Commis- sions	15 Columns 7 through 14 Totals		17 Ceded Balances Payable	18 Other Amounts Due to Reinsurers		
3299999. Total Certified - Affiliates - U.S. Non-Pool																			
3599999. Total Certified - Affiliates - Other (Non-U.S.)																			
3699999. Total Certified - Affiliates																			
4299999. Total Certified Excluding Protected Cells (Sum of 3699999, 3799999, 3899999, 3999999 and 4099999)																			
4699999. Total Reciprocal Jurisdiction - Affiliates - U.S. Non-Pool																			
4999999. Total Reciprocal Jurisdiction - Affiliates - Other (Non-U.S.)																			
5099999. Total Reciprocal Jurisdiction - Affiliates																			
5699999. Total Reciprocal Jurisdiction Excluding Protected Cells (Sum of 5099999, 5199999, 5299999, 5399999 and 5499999)																			
5799999. Total Authorized, Unauthorized, Reciprocal Jurisdiction and Certified Excluding Protected Cells (Sum of 1499999, 2899999, 4299999 and 5699999)					4,687,094	170,996	37,836	1,976,479	307,341	3,874,630	1,149,576	2,248,741	32,476	9,798,075	21,986	979,596	(3,041)	8,821,520	602
5899999. Total Protected Cells (Sum of 1399999, 2799999, 4199999 and 5599999)																			
9999999 Totals					4,687,094	170,996	37,836	1,976,479	307,341	3,874,630	1,149,576	2,248,741	32,476	9,798,075	21,986	979,596	(3,041)	8,821,520	602

ANNUAL STATEMENT FOR THE YEAR 2023 OF THE SCOTTSDALE INSURANCE COMPANY

SCHEDULE F - PART 3 (Continued)

Ceded Reinsurance as of December 31, Current Year (\$000 Omitted)
(Credit Risk)

ID Number From Col. 1	Name of Reinsurer From Col. 3	Collateral				25	26	27	Ceded Reinsurance Credit Risk								
		21	22	23	24				28	29	30	31	32	33	34	35	36
		Multiple Beneficiary Trusts	Letters of Credit	Issuing or Confirming Bank Reference Number	Single Beneficiary Trusts & Other Allowable Collateral	Total Funds Held, Payables & Collateral	Net Recoverable Net of Funds Held & Collateral	Applicable Sch. F Penalty (Col. 78)	Total Amount Recoverable from Reinsurers Less Penalty (Cols. 15-27)	Stressed Recoverable (Col. 28 * 120%)	Reinsurance Payable & Funds Held (Cols. 17+18+20; but not in excess of Col. 29)	Stressed Net Recoverable (Cols. 29-30)	Total Collateral (Cols. 21+22 + 24, not in Excess of Col. 31)	Stressed Net Recoverable Net of Collateral Offsets (Cols. 31-32)	Reinsurer Designation Equivalent	Credit Risk on Collateralized Recoverables (Col. 32 * Factor Applicable to Reinsurer Designation Equivalent in Col. 34)	Credit Risk on Un- collateralized Recoverables (Col. 33 * Factor Applicable to Reinsurer Designation Equivalent in Col. 34)
31-4177100 ..	Nationwide Mutual Insurance Company	969,627	8,333,061	XXX	XXX	XXX	XXX	XXX	XXX	XXX	XXX	XXX
0199999. Total Authorized - Affiliates - U.S. Intercompany Pooling				XXX		969,627	8,333,061		XXX	XXX	XXX	XXX	XXX	XXX	XXX	XXX	XXX
0499999. Total Authorized - Affiliates - U.S. Non-Pool				XXX					XXX	XXX	XXX	XXX	XXX	XXX	XXX	XXX	XXX
0799999. Total Authorized - Affiliates - Other (Non-U.S.)				XXX											XXX		
0899999. Total Authorized - Affiliates				XXX		969,627	8,333,061								XXX		
06-0237820 ..	Ace Prop & Cas Ins Co					(2,090)	1,771				(2,090)	2,090		2,090	1.....		33
06-1182357 ..	Allied World Ins Co					(32)	5,091		5,059	6,071	(32)	6,103		6,103	3.....		171
36-0719665 ..	Allstate Ins Co						43		43	52		52		52	2.....		1
38-0829210 ..	Amerisure Mut Ins Co					(5)									3.....		
06-1430254 ..	Arch Reins Co					(107)	3,168	1	3,060	3,672	(107)	3,779		3,779	2.....		79
51-0434766 ..	Axis Reins Co					42	4,733		4,775	5,730	42	5,688		5,688	3.....		159
47-0574325 ..	Berkley Ins Co					(21)	3,144		3,123	3,748	(21)	3,769		3,769	2.....		79
36-2114545 ..	Continental Cas Co						194		194	233		233		233	3.....		7
38-2145898 ..	Dorinco Reins Co					(2)									3.....		
39-0264050 ..	Employers Ins Co Of Wausau						179		179	215		215		215	3.....		6
42-0234980 ..	Employers Mut Cas Co						6		6	7		7		7	3.....		
35-2293075 ..	Endurance Assur Corp					(364)	42,608		42,244	50,693	(364)	51,057		51,057	2.....		1,072
36-2950161 ..	Evanston Ins Co						11		11	13		13		13	3.....		
22-2005057 ..	Everest Reins Co					427	10,287	2	10,712	12,855	427	12,428		12,428	2.....		261
05-0316605 ..	Factory Mut Ins Co						5		5	6		6		6	2.....		
13-2673100 ..	General Reins Corp					(37)	11,579	39	11,503	13,803	(37)	13,840		13,840	1.....		221
13-3029255 ..	General Security Natl Ins Co						1		1	1		1		1	2.....		
13-6108721 ..	Harco Natl Ins Co						9,775		9,775	11,730		11,730		11,730	4.....		387
06-0384680 ..	Hartford Steam Boil Inspec & Ins Co					1,807	1,404		3,211	3,853	1,807	2,046		2,046	1.....		33
04-1543470 ..	Liberty Mut Ins Co					256	4,451		4,707	5,648	256	5,392		5,392	3.....		151
06-1481194 ..	Markel Global Reins Co					1,469	51,545		53,014	63,617	1,469	62,148		62,148	3.....		1,740
36-3101262 ..	Markel Ins Co														3.....		
04-2482364 ..	Metromile Ins Co						93		93	112		112		112	6.....		13
13-4924125 ..	Munich Reins Amer Inc					(511)	69,180		68,669	82,403	(511)	82,914		82,914	2.....		1,741
47-0355979 ..	National Ind Co						10	2	8	10		10		10	1.....		
13-3138390 ..	Navigators Ins Co					(168)	5,657		5,489	6,587	(168)	6,755		6,755	2.....		142
47-0698507 ..	Odyssey Reins Co					(64)	21,116	10	21,042	25,315	(64)	25,315		25,315	3.....		709
13-3031176 ..	Partner Reins Co Of The Us					1,300	22,406		23,706	28,447	1,300	27,147		27,147	2.....		570
23-1642962 ..	Pennsylvania Manufacturers Assoc Ins						68		68	82		82		82	2.....		2
35-6021485 ..	Protective Ins Co						7		7	8		8		8	3.....		
23-1641984 ..	Qbe Reins Corp					76	12,968	1	13,043	15,652	76	15,576		15,576	3.....		436
52-1952955 ..	Renaissance Reins Us Inc					2,040	19,032	8	21,064	25,277	2,040	23,237		23,237	2.....		488
30-0703280 ..	Renaissancere Europe Ag Us Branch					86	8,299	4	8,381	10,057	86	9,971		9,971	2.....		209
86-0274508 ..	Repwest Ins Co						31		31	37		37		37	3.....		1
75-1444207 ..	Scor Reins Co					(157)	18,062	5	17,900	21,480	(157)	21,637		21,637	2.....		454
13-2997499 ..	Siriuspoint Amer Ins Co					(14)	12,226	1,942	10,270	12,324	(14)	12,338		12,338	4.....		407
13-1675535 ..	Swiss Reins Amer Corp					13	21,273	22	21,264	25,516	13	25,503		25,503	2.....		536

Ceded Reinsurance as of December 31, Current Year (\$000 Omitted)
(Credit Risk)

23.1

ANNUAL STATEMENT FOR THE YEAR 2023 OF THE SCOTTSDALE INSURANCE COMPANY

SCHEDULE F - PART 3 (Continued)

Ceded Reinsurance as of December 31, Current Year (\$000 Omitted)
(Credit Risk)

ID Number From Col. 1	Name of Reinsurer From Col. 3	Collateral				25	26	27	Ceded Reinsurance Credit Risk								
		21	22	23	24				28	29	30	31	32	33	34	35	36
		Multiple Beneficiary Trusts	Letters of Credit	Issuing or Confirming Bank Reference Number	Single Beneficiary Trusts & Other Allowable Collateral	Total Funds Held, Payables & Collateral	Net Recoverable Net of Funds Held & Collateral	Applicable Sch. F Penalty (Col. 78)	Total Amount Recoverable from Reinsurers Less Penalty (Cols. 15-27)	Stressed Recoverable (Col. 28 * 120%)	Reinsurance Payable & Funds Held (Cols. 17+18+20; but not in excess of Col. 29)	Stressed Net Recoverable (Cols. 29-30)	Total Collateral (Cols. 21+22 + 24, not in Excess of Col. 31)	Stressed Net Recoverable Net of Collateral Offsets (Cols. 31-32)	Reinsurer Designation Equivalent	Credit Risk on Collateralized Recoverables (Col. 32 * Factor Applicable to Reinsurer Designation Equivalent in Col. 34)	Credit Risk on Un- collateralized Recoverables (Col. 33 * Factor Applicable to Reinsurer Designation Equivalent in Col. 34)
AA-1126033 ..	Lloyd'S Syndicate Number 33					22	2,288		2,310	2,772	22	2,750		2,750	3		77
AA-1126362 ..	Lloyd'S Syndicate Number 362						78		78	94		94		94	3		3
AA-1120098 ..	Lloyd'S Syndicate Number 3624						16		16	19		19		19	3		1
AA-1126376 ..	Lloyd'S Syndicate Number 376														3		
AA-1126435 ..	Lloyd'S Syndicate Number 435					44	2,408		2,452	2,942	44	2,898		2,898	3		81
AA-1126506 ..	Lloyd'S Syndicate Number 506						12		12	14		14		14	3		
AA-1126507 ..	Lloyd'S Syndicate Number 507					(11)									3		
AA-1126051 ..	Lloyd'S Syndicate Number 51						14		14	17		17		17	3		
AA-1126510 ..	Lloyd'S Syndicate Number 510					3	35		38	46	3	43		43	3		1
AA-1126529 ..	Lloyd'S Syndicate Number 529					(7)									3		
AA-1120163 ..	Lloyd'S Syndicate Number 5678					44	1,106		1,150	1,380	44	1,336		1,336	3		37
AA-1126570 ..	Lloyd'S Syndicate Number 570						13		13	16		16		16	3		
AA-1126623 ..	Lloyd'S Syndicate Number 623					(4)	4				(4)	4		4	3		
AA-1126724 ..	Lloyd'S Syndicate Number 724					(1)									3		
AA-1126780 ..	Lloyd'S Syndicate Number 780						380		380	456		456		456	3		13
AA-1126079 ..	Lloyd'S Syndicate Number 79						2		2	2		2		2	3		
AA-1126990 ..	Lloyd'S Syndicate Number 990														3		
AA-1126991 ..	Lloyd'S Syndicate Number 991						34		34	41		41		41	3		1
AA-3190829 ..	Markel Bermuda Ltd					(18)	654		636	763	(18)	781		781	3		22
AA-3194129 ..	Montpelier Reins Ltd						349		349	419		419		419	6		50
AA-3190339 ..	Renaissance Reins Ltd		1,809	0003		1,521			1,521	1,825	90	1,735	1,735		2	36	
AA-3190339 ..	Renaissance Reins Ltd		735	0005		640	149		789	947	(95)	1,042	735	307	2	15	6
AA-1121270 ..	River Thames Ins Co Ltd						184	37	147	177		177		177	6		21
AA-1460006 ..	Validus Reins (Switzerland) Ltd		13	0006		(30)	4,905	5	4,870	5,844	(43)	5,887	13	5,874	3		164
AA-1124141 ..	Wr Berkley Ins (Europe) Ltd				6										6		
1299999. Total Authorized - Other Non-U.S. Insurers			3,753	XXX	7	3,779	41,553	60	45,624	54,749	1,951	52,798	2,484	50,314	XXX	52	1,312
1499999. Total Authorized Excluding Protected Cells (Sum of 0899999, 0999999, 1099999, 1199999 and 1299999)			5,203	XXX	7	978,787	8,802,220	4,718	474,279	569,134	6,889	562,245	2,934	559,311	XXX	62	13,208
1899999. Total Unauthorized - Affiliates - U.S. Non-Pool				XXX					XXX	XXX	XXX	XXX	XXX	XXX	XXX	XXX	XXX
2199999. Total Unauthorized - Affiliates - Other (Non-U.S.)				XXX											XXX		
2299999. Total Unauthorized - Affiliates				XXX											XXX		
54-1423096 ..	Colony Ins Co						1	1							4		
37-1370035 ..	Midwest Ins Co		9,200	0007		7,435			7,435	8,922		8,922	8,922		4	268	
88-0510281 ..	Nationsbuilders Ins Co		199	0008		(16)									6		
59-2551669 ..	Phoenix American Warranty Company				3,868	62			62	74		74	74		6	2	
00-0000000 ..	Pollution Liability Insurance Associatio					299	299	299							6		
2399999. Total Unauthorized - Other U.S. Unaffiliated Insurers			9,399	XXX	3,868	7,481	300	300	7,497	8,996		8,996	8,996		XXX	270	
AA-3194128 ..	Allied World Assurance Co Ltd						8	8							3		
AA-3190010 ..	Ancon Ins Co Sa		107	0009		88			88	106		106	106		6	3	
AA-3190932 ..	Argo Re														4		
AA-3190490 ..	Bateleur Ins Co (Bermuda) Ltd				183,792	2,021			2,021	2,425		2,425	2,425		6	73	
AA-3190795 ..	Catalina Safety Reins Ltd		10	0010		9			9	11		11	10	1	6		
AA-3194161 ..	Catlin Ins Co Ltd		823	0011		64			64	77		77	77		6	2	

ANNUAL STATEMENT FOR THE YEAR 2023 OF THE SCOTTSDALE INSURANCE COMPANY

SCHEDULE F - PART 3 (Continued)

Ceded Reinsurance as of December 31, Current Year (\$000 Omitted)
(Credit Risk)

ID Number From Col. 1	Name of Reinsurer From Col. 3	Collateral				25	26	27	Ceded Reinsurance Credit Risk								
		21	22	23	24				28	29	30	31	32	33	34	35	36
		Multiple Beneficiary Trusts	Letters of Credit	Issuing or Confirming Bank Reference Number	Single Beneficiary Trusts & Other Allowable Collateral	Total Funds Held, Payables & Collateral	Net Recoverable Net of Funds Held & Collateral	Applicable Sch. F Penalty (Col. 78)	Total Amount Recoverable from Reinsurers Less Penalty (Cols. 15-27)	Stressed Recoverable (Col. 28 * 120%)	Reinsurance Payable & Funds Held (Cols. 17+18+20; but not in excess of Col. 29)	Stressed Net Recoverable (Cols. 29-30)	Total Collateral (Cols. 21+22 + 24, not in Excess of Col. 31)	Stressed Net Recoverable Net of Collateral Offsets (Cols. 31-32)	Reinsurer Designation Equivalent	Credit Risk on Collateralized Recoverables (Col. 32 * Factor Applicable to Reinsurer Designation Equivalent in Col. 34)	Credit Risk on Un- collateralized Recoverables (Col. 33 * Factor Applicable to Reinsurer Designation Equivalent in Col. 34)
AA-1241003 ..	Cie Europeenne De Reass Intl				6										6		
AA-1340085 ..	E S Rueckversicherungs Aktiengesellschaft		63	0012		(76)									2		
AA-3190060 ..	Hannover Re (Bermuda) Ltd		183	0013	1										2		
AA-1460080 ..	Helvetia Schweizerische Versicherungs				21	10			10	12		12	12		6		
AA-3190095 ..	Insurance Co Ltd						31	31							6		
AA-3190958 ..	Jrg Reins Co Ltd		7,548	0014		3,072		72	3,000	3,600		3,600	3,600		4	108	
AA-5420050 ..	Korean Reins Co		4,573	0015		1,521		51	1,470	1,764	543	1,221	1,221		3	34	
AA-1120925 ..	Ludgate Ins Co Ltd				8										2		
AA-1340165 ..	Munchener Rueckversicherungs Gesellschaft					(11)									6		
AA-1780070 ..	Qbe Reins (Europe) Ltd					(4)									2		
AA-1120145 ..	Qbe Reins (Uk) Ltd		26	0016											6		
AA-1460023 ..	Renaissancere Europe Ag		3,536	0017		19			19	23		23	23		3		
AA-1560735 ..	Royal & Sun Alliance Ins Co Of Canada				111										2		
AA-1464100 ..	Scor Switzerland Ltd						2	2							6		
AA-1460146 ..	Swiss Reins Co		5	0018											2		
AA-3194100 ..	Wyndham Ins Co (Sac) Ltd				1,016	1,016	1,494	1,494	1,016	1,219		1,219	1,016	203	6	30	24
AA-1460190 ..	Zurich Ins Co Ltd		7	0019		7	18	18	7	8		8	7	1	2		
AA-1120001 ..	Zurich Specialties London Ltd				(2)										6		
2699999. Total Unauthorized - Other Non-U.S. Insurers			16,881	XXX	184,955	7,734	1,553	1,677	7,703	9,244	543	8,701	8,495	205	XXX	252	25
2899999. Total Unauthorized Excluding Protected Cells (Sum of 2299999, 2399999, 2499999, 2599999 and 2699999)			26,280	XXX	188,823	15,215	1,853	1,977	15,200	18,240	543	17,697	17,492	205	XXX	522	25
3299999. Total Certified - Affiliates - U.S. Non-Pool				XXX					XXX	XXX	XXX	XXX	XXX	XXX	XXX	XXX	XXX
3599999. Total Certified - Affiliates - Other (Non-U.S.)				XXX											XXX		
3699999. Total Certified - Affiliates				XXX											XXX		
4299999. Total Certified Excluding Protected Cells (Sum of 3699999, 3799999, 3899999, 3999999 and 4099999)				XXX											XXX		
4699999. Total Reciprocal Jurisdiction - Affiliates - U.S. Non-Pool				XXX					XXX	XXX	XXX	XXX	XXX	XXX	XXX	XXX	XXX
4999999. Total Reciprocal Jurisdiction - Affiliates - Other (Non-U.S.)				XXX											XXX		
5099999. Total Reciprocal Jurisdiction - Affiliates				XXX											XXX		
5699999. Total Reciprocal Jurisdiction Excluding Protected Cells (Sum of 5099999, 5199999, 5299999, 5399999 and 5499999)				XXX											XXX		
5799999. Total Authorized, Unauthorized, Reciprocal Jurisdiction and Certified Excluding Protected Cells (Sum of 1499999, 2899999, 4299999 and 5699999)			31,483	XXX	188,830	994,002	8,804,073	6,695	489,479	587,375	7,432	579,943	20,426	559,517	XXX	584	13,232
5899999. Total Protected Cells (Sum of 1399999, 2799999, 4199999 and 5599999)				XXX					XXX	XXX	XXX	XXX	XXX	XXX	XXX	XXX	XXX
9999999 Totals			31,483	XXX	188,830	994,002	8,804,073	6,695	489,479	587,375	7,432	579,943	20,426	559,517	XXX	584	13,232

SCHEDULE F - PART 3 (Continued)

(Aging of Ceded Reinsurance)

ID Number From Col. 1	Name of Reinsurer From Col. 3	Reinsurance Recoverable on Paid Losses and Paid Loss Adjustment Expenses						44 Total Recoverable on Paid Losses & LAE Amounts in Dispute Included in Col. 43	45 Recoverable on Paid Losses & LAE Over 90 Days Past Due Amounts Included in Cols. 40 & 41	46 Total Recoverable on Paid Losses & LAE Amounts Not in Dispute (Cols 43-44)	47 Recoverable on Paid Losses & LAE Over 90 Days Past Due Amounts Not in Dispute (Cols. 40 + 41 - 45)	48 Amounts Received Prior 90 Days	49 Percentage Overdue Col. 42/Col. 43	50 Percentage of Amounts More Than 90 Days Overdue Not in Dispute (Col. 47/(Cols. 46+48))	51 Percentage More Than 120 Days Overdue (Col. 41/ Col. 43)	52 Is the Amount in Col. 50 Less Than 20%? (Yes or No)	53 Amounts in Col. 47 for Reinsurers with Values Less Than 20% in Col. 50		
		37 Current	Overdue															43 Total Due Cols. 37+42 (In total should equal Cols. 7+8)	
			38 1 - 29 Days	39 30 - 90 Days	40 91 - 120 Days	41 Over 120 Days	42 Total Overdue Cols. 38+39 +40+41												
31-4177100	Nationwide Mutual Insurance Company	137,389						137,389		137,389									
01999999. Total Authorized - Affiliates - U.S. Intercompany Pooling		137,389						137,389		137,389							XXX		
04999999. Total Authorized - Affiliates - U.S. Non-Pool																	XXX		
07999999. Total Authorized - Affiliates - Other (Non-U.S.)																	XXX		
08999999. Total Authorized - Affiliates		137,389						137,389		137,389							XXX		
06-0237820	Ace Prop & Cas Ins Co	(601)						(601)		(601)		9					YES		
06-1182357	Allied World Ins Co	407						407		407		397					YES		
36-0719665	Allstate Ins Co																YES		
38-0829210	Amerisure Mut Ins Co	(5)						(5)		(5)							YES		
06-1430254	Arch Reins Co	168		31			5	204		204	5	183	17.6		1.3	2.5	YES	5	
51-0434766	Axis Reins Co	521						521		521		271					YES		
47-0574325	Berkley Ins Co	15						15		15		1,544					YES		
36-2114545	Continental Cas Co																YES		
38-2145898	Dorinco Reins Co	(2)						(2)		(2)							YES		
39-0264050	Employers Ins Co Of Wausau	(11)						(11)		(11)		95					YES		
42-0234980	Employers Mut Cas Co																YES		
35-2293075	Endurance Assur Corp	3,949		166				166	4,115	4,115		3,070	4.0				YES		
36-2950161	Evanston Ins Co																YES		
22-2005057	Everest Reins Co	460					8	8	468	468	8	1,483	1.7		0.4	1.7	YES	8	
05-0316605	Factory Mut Ins Co											100					YES		
13-2673100	General Reins Corp	3,205		11	1	196		208	3,413	3,413	197	837	6.1		4.6	5.7	YES	197	
13-3029255	General Security Natl Ins Co											25					YES		
13-6108721	Harco Natl Ins Co	36						36		36		18					YES		
06-0384680	Hartford Steam Boil Inspec & Ins Co	62						62		62		749					YES		
04-1543470	Liberty Mut Ins Co	851						851		851		844					YES		
06-1481194	Markel Global Reins Co	6,894		278				278	7,172	7,172		3,354	3.9				YES		
36-3101262	Markel Ins Co																YES		
04-2482364	Metromile Ins Co																YES		
13-4924125	Munich Reins Amer Inc	3,208		733				733	3,941	3,941		2,202	18.6				YES		
47-0355979	National Ind Co	1		1		8		9	10	10	8		90.0		80.0	80.0	NO		
13-3138390	Navigators Ins Co	198		49				49	247	247		203	19.8				YES		
47-0698507	Odyssey Reins Co	1,560		90		48		138	1,698	1,698	48	2,338	8.1		1.2	2.8	YES	48	
13-3031176	Partner Reins Co Of The Us	676							676	676		1,055					YES		
23-1642962	Pennsylvania Manufacturers Assoc Ins																YES		
35-6021485	Protective Ins Co	(37)				(1)	(1)	(1)	(38)	(38)		7	2.6			2.6	YES		
23-1641984	Qbe Reins Corp	357				4		4	361	361	4	1,557	1.1		0.2	1.1	YES	4	
52-1952955	Renaissance Reins Us Inc	9,257				39		39	9,296	9,296	39	1,195	0.4		0.4	0.4	YES	39	
30-0703280	Renaissancere Europe Ag Us Branch	1,533				22		22	1,555	1,555	22	529	1.4		1.1	1.4	YES	22	
86-0274508	Repwest Ins Co	30						30		30							YES		
75-1444207	Scor Reins Co	2,340		27			23	50	2,390	2,390	23	484	2.1		0.8	1.0	YES	23	
13-2997499	Siriuspoint Amer Ins Co	406		1,058		9,710		10,768	11,174	9,700	9,700	1,474	10	96.4		0.5	86.9	YES	10
13-1675535	Swiss Reins Amer Corp	1,982					112		2,094				1,499	5.3		3.1	5.3	YES	
02-0449082	Technology Ins Co Inc																YES	112	

ANNUAL STATEMENT FOR THE YEAR 2023 OF THE SCOTTSDALE INSURANCE COMPANY

SCHEDULE F - PART 3 (Continued)

Ceded Reinsurance as of December 31, Current Year (\$000 Omitted)

(Aging of Ceded Reinsurance)

ID Number From Col. 1	Name of Reinsurer From Col. 3	Reinsurance Recoverable on Paid Losses and Paid Loss Adjustment Expenses							44 Total Recoverable on Paid Losses & LAE Amounts in Dispute Included in Col. 43	45 Recoverable on Paid Losses & LAE Over 90 Days Past Due Amounts in Dispute Included in Cols. 40 & 41	46 Total Recoverable on Paid Losses & LAE Amounts Not in Dispute (Cols 43-44)	47 Recoverable on Paid Losses & LAE Over 90 Days Past Due Amounts Not in Dispute (Cols. 40 + 41 - 45)	48 Amounts Received Prior 90 Days	49 Percentage Overdue Col. 42/Col. 43	50 Percentage of Amounts More Than 90 Days Overdue Not in Dispute (Col. 47/(Cols. 46+48))	51 Percentage More Than 120 Days Overdue (Col. 41/ Col. 43)	52 Is the Amount in Col. 50 Less Than 20%? (Yes or No)	53 Amounts in Col. 47 for Reinsurers with Values Less Than 20% in Col. 50	
		37 Current	Overdue					43 Total Due Cols. 37+42 (In total should equal Cols. 7+8)											
			38 1 - 29 Days	39 30 - 90 Days	40 91 - 120 Days	41 Over 120 Days	42 Total Overdue Cols. 38+39 +40+41												
94-1517098 ..	Tig Ins Co	44						44			44		5					YES	
13-2918573 ..	Toa Re Ins Co Of Amer	2,569				3	3	2,572			2,572	3	848	0.1	0.1	0.1	0.1	YES	3
13-4032666 ..	Tokio Marine Amer Ins Co	36						36			36		4					YES	
13-5616275 ..	Transatlantic Reins Co	1,817				915	915	2,732			2,732	915	6,018	33.5	10.5	33.5	33.5	YES	915
13-1290712 ..	XI Reins Amer Inc	414				9,801	9,801	10,215	12,198	12,198	(1,983)		2,014	95.9		95.9	95.9	YES	
0999999. Total Authorized - Other U.S. Unaffiliated Insurers		42,340		2,444	1	20,893	23,338	65,678	21,898	21,898	43,780	1,394	33,643	35.5	1.8	31.8	XXX	1,386	
AA-9991500 ..	Illinois Mine Subsidence Fund																	YES	
AA-9991501 ..	Indiana Mine Subsidence Fund																	YES	
AA-9991506 ..	West Virginia Mine Subsidence Fund																	YES	
1099999. Total Authorized - Pools - Mandatory Pools																		XXX	
AA-1120337 ..	Aspen Ins Uk Ltd	108		36			36	144			144		122	25.0				YES	
AA-3194130 ..	Endurance Specialty Ins Ltd																	YES	
AA-3190600 ..	Glencoe Ins Ltd	(271)						(271)			(271)		2					YES	
AA-1340125 ..	Hannover Rueck Se	1,294		90			90	1,384			1,384		1,471	6.5				YES	
AA-1122000 ..	Lloyd'S Of London	(94)						(94)			(94)		5					YES	
AA-1127003 ..	Lloyd'S Syndicate Number 1003																	YES	
AA-1127007 ..	Lloyd'S Syndicate Number 1007	(23)						(23)			(23)		2					YES	
AA-1127027 ..	Lloyd'S Syndicate Number 1027	(1)						(1)			(1)							YES	
AA-1127084 ..	Lloyd'S Syndicate Number 1084	23						23			23		238					YES	
AA-1127096 ..	Lloyd'S Syndicate Number 1096	(2)						(2)			(2)							YES	
AA-1127141 ..	Lloyd'S Syndicate Number 1141	(2)						(2)			(2)							YES	
AA-1127212 ..	Lloyd'S Syndicate Number 1212																	YES	
AA-1127215 ..	Lloyd'S Syndicate Number 1215																	YES	
AA-1126122 ..	Lloyd'S Syndicate Number 122	(1)						(1)			(1)							YES	
AA-1126138 ..	Lloyd'S Syndicate Number 138	(1)						(1)			(1)							YES	
AA-1127414 ..	Lloyd'S Syndicate Number 1414																	YES	
AA-1126183 ..	Lloyd'S Syndicate Number 183																	YES	
AA-1120096 ..	Lloyd'S Syndicate Number 1880	38						38			38							YES	
AA-1127900 ..	Lloyd'S Syndicate Number 1900																	YES	
AA-1120124 ..	Lloyd'S Syndicate Number 1945	50						50			50							YES	
AA-1128001 ..	Lloyd'S Syndicate Number 2001																	YES	
AA-1128003 ..	Lloyd'S Syndicate Number 2003	540				82	82	622	88	88	534		1,103	13.2		13.2	13.2	YES	
AA-1120071 ..	Lloyd'S Syndicate Number 2007	4						4			4							YES	
AA-1128020 ..	Lloyd'S Syndicate Number 2020																	YES	
AA-1126205 ..	Lloyd'S Syndicate Number 205	(21)						(21)			(21)		1					YES	
AA-1126227 ..	Lloyd'S Syndicate Number 227	(29)						(29)			(29)		2					YES	
AA-1128376 ..	Lloyd'S Syndicate Number 2376																	YES	
AA-1128623 ..	Lloyd'S Syndicate Number 2623																	YES	
AA-1128987 ..	Lloyd'S Syndicate Number 2987	50						50			50							YES	
AA-1129000 ..	Lloyd'S Syndicate Number 3000	1						1			1							YES	
AA-1126314 ..	Lloyd'S Syndicate Number 314																	YES	
AA-1126322 ..	Lloyd'S Syndicate Number 322	(1)						(1)			(1)							YES	
AA-1126033 ..	Lloyd'S Syndicate Number 33	466						466			466							YES	

ANNUAL STATEMENT FOR THE YEAR 2023 OF THE SCOTTSDALE INSURANCE COMPANY

SCHEDULE F - PART 3 (Continued)

Ceded Reinsurance as of December 31, Current Year (\$000 Omitted)
(Aging of Ceded Reinsurance)

ID Number From Col. 1	Name of Reinsurer From Col. 3	Reinsurance Recoverable on Paid Losses and Paid Loss Adjustment Expenses							44 Total Recoverable on Paid Losses & LAE Amounts in Dispute Included in Col. 43	45 Recoverable on Paid Losses & LAE Over 90 Days Past Due Amounts in Dispute Included in Cols. 40 & 41	46 Total Recoverable on Paid Losses & LAE Amounts Not in Dispute (Cols 43-44)	47 Recoverable on Paid Losses & LAE Over 90 Days Past Due Amounts Not in Dispute (Cols. 40 + 41 - 45)	48 Amounts Received Prior 90 Days	49 Percentage Overdue Col. 42/Col. 43	50 Percentage of Amounts More Than 90 Days Overdue Not in Dispute (Col. 47/[Cols. 46+48])	51 Percentage More Than 120 Days Overdue (Col. 41/ Col. 43)	52 Is the Amount in Col. 50 Less Than 20%? (Yes or No)	53 Amounts in Col. 47 for Reinsurers with Values Less Than 20% in Col. 50	
		37 Current	Overdue					43 Total Due Cols. 37+42 (In total should equal Cols. 7+8)											
			38 1 - 29 Days	39 30 - 90 Days	40 91 - 120 Days	41 Over 120 Days	42 Total Overdue Cols. 38+39 +40+41												
AA-1126362 ..	Lloyd'S Syndicate Number 362	1						1			1							YES	
AA-1120098 ..	Lloyd'S Syndicate Number 3624																	YES	
AA-1126376 ..	Lloyd'S Syndicate Number 376	(4)						(4)			(4)							YES	
AA-1126435 ..	Lloyd'S Syndicate Number 435	776						776			776							YES	
AA-1126506 ..	Lloyd'S Syndicate Number 506	(13)						(13)			(13)							YES	
AA-1126507 ..	Lloyd'S Syndicate Number 507	(15)						(15)			(15)		2					YES	
AA-1126051 ..	Lloyd'S Syndicate Number 51																	YES	
AA-1126510 ..	Lloyd'S Syndicate Number 510	38						38			38							YES	
AA-1126529 ..	Lloyd'S Syndicate Number 529	(15)						(15)			(15)		1					YES	
AA-1120163 ..	Lloyd'S Syndicate Number 5678	633						633			633							YES	
AA-1126570 ..	Lloyd'S Syndicate Number 570	(2)						(2)			(2)							YES	
AA-1126623 ..	Lloyd'S Syndicate Number 623																	YES	
AA-1126724 ..	Lloyd'S Syndicate Number 724	(1)						(1)			(1)							YES	
AA-1126780 ..	Lloyd'S Syndicate Number 780	266						266			266							YES	
AA-1126079 ..	Lloyd'S Syndicate Number 79	(16)						(16)			(16)		2					YES	
AA-1126990 ..	Lloyd'S Syndicate Number 990	(12)						(12)			(12)		1					YES	
AA-1126991 ..	Lloyd'S Syndicate Number 991	(2)						(2)			(2)							YES	
AA-3190829 ..	Markel Bermuda Ltd	451						451			451							YES	
AA-3194129 ..	Montpelier Reins Ltd	184						184			184							YES	
AA-3190339 ..	Renaissance Reins Ltd	(411)						(411)			(411)		255					YES	
AA-3190339 ..	Renaissance Reins Ltd	(34)		27		1	28	(6)			(6)	1	93	(466.7)	1.1	(16.7)	YES	1	
AA-1121270 ..	River Thames Ins Co Ltd	(9)				10	10	1			1	10		1,000.0	1,000.0	1,000.0	NO		
AA-1460006 ..	Validus Reins (Switzerland) Ltd	646				25	25	671			671	25	263	3.7	2.7	3.7	YES	25	
AA-1124141 ..	Wr Berkley Ins (Europe) Ltd																YES		
1299999. Total Authorized - Other Non-U.S. Insurers		4,589		153		118	271	4,860	88	88	4,772	36	3,563	5.6	0.4	2.4	XXX	26	
1499999. Total Authorized Excluding Protected Cells (Sum of 0899999, 0999999, 1099999, 1199999 and 1299999)		184,318		2,597	1	21,011	23,609	207,927	21,986	21,986	185,941	1,430	37,206	11.4	0.6	10.1	XXX	1,412	
1899999. Total Unauthorized - Affiliates - U.S. Non-Pool																	XXX		
2199999. Total Unauthorized - Affiliates - Other (Non-U.S.)																	XXX		
2299999. Total Unauthorized - Affiliates																	XXX		
54-1423096 ..	Colony Ins Co																YES		
37-1370035 ..	Midwest Ins Co																YES		
88-0510281 ..	Nationsbuilders Ins Co	(16)						(16)			(16)						YES		
59-2551669 ..	Phoenix American Warranty Company	62						62			62		305				YES		
00-0000000 ..	Pollution Liability Insurance Associatio	13						13			13		1				YES		
2399999. Total Unauthorized - Other U.S. Unaffiliated Insurers		59						59			59		306				XXX		
AA-3194128 ..	Allied World Assurance Co Ltd	2						2			2						YES		
AA-3190010 ..	Ancon Ins Co Sa	84						84			84		10				YES		
AA-3190932 ..	Argo Re																YES		
AA-3190490 ..	Bateleur Ins Co (Bermuda) Ltd	678						678			678		28,662				YES		
AA-3190795 ..	Catalina Safety Reins Ltd	4						4			4						YES		
AA-3194161 ..	Catlin Ins Co Ltd	16						16			16						YES		

ANNUAL STATEMENT FOR THE YEAR 2023 OF THE SCOTTSDALE INSURANCE COMPANY

SCHEDULE F - PART 3 (Continued)

Ceded Reinsurance as of December 31, Current Year (\$000 Omitted)
(Aging of Ceded Reinsurance)

ID Number From Col. 1	Name of Reinsurer From Col. 3	Reinsurance Recoverable on Paid Losses and Paid Loss Adjustment Expenses							44 Total Recoverable on Paid Losses & LAE Amounts in Dispute Included in Col. 43	45 Recoverable on Paid Losses & LAE Over 90 Days Past Due Amounts in Dispute Included in Cols. 40 & 41	46 Total Recoverable on Paid Losses & LAE Amounts Not in Dispute (Cols 43-44)	47 Recoverable on Paid Losses & LAE Over 90 Days Past Due Amounts Not in Dispute (Cols. 40 + 41 - 45)	48 Amounts Received Prior 90 Days	49 Percentage Overdue Col. 42/Col. 43	50 Percentage of Amounts More Than 90 Days Overdue Not in Dispute (Col. 47/[(Cols. 46+48)])	51 Percentage More Than 120 Days Overdue (Col. 41/ Col. 43)	52 Is the Amount in Col. 50 Less Than 20%? (Yes or No)	53 Amounts in Col. 47 for Reinsurers with Values Less Than 20% in Col. 50	
		37	Overdue					43											
			38	39	40	41	42												
		Current	1 - 29 Days	30 - 90 Days	91 - 120 Days	Over 120 Days	Total Overdue Cols. 38+39 +40+41	Total Due Cols. 37+42 (In total should equal Cols. 7+8)											
AA-1241003 ..	Cie Europeenne De Reass Intl																		YES.....
AA-1340085 ..	E S Rueckversicherungs Aktiengesellschaft	(139)						(139)			(139)		73						YES.....
AA-3190060 ..	Hannover Re (Bermuda) Ltd																		YES.....
AA-1460080 ..	Helvetia Schweizerische Versicherungs	(6)						(6)			(6)		2						YES.....
AA-3190095 ..	Insurance Co Ltd	30					30	30			30		3						YES.....
AA-3190958 ..	Jrg Reins Co Ltd	(328)				362	362	34			34	362	18	1,064.7	696.2	1,064.7			NO.....
AA-5420050 ..	Korean Reins Co	6				257	257	263			263	257		97.7	97.7		97.7		NO.....
AA-1120925 ..	Ludgate Ins Co Ltd																		YES.....
AA-1340165 ..	Munchener Rueckversicherungs Gesellschaft	(11)						(11)			(11)		1						YES.....
AA-1780070 ..	Qbe Reins (Europe) Ltd	(29)						(29)			(29)		4						YES.....
AA-1120145 ..	Qbe Reins (Uk) Ltd																		YES.....
AA-1460023 ..	Renaissancere Europe Ag	19						19			19								YES.....
AA-1560735 ..	Royal & Sun Alliance Ins Co Of Canada																		YES.....
AA-1464100 ..	Scor Switzerland Ltd	2						2			2								YES.....
AA-1460146 ..	Swiss Reins Co																		YES.....
AA-3194100 ..	Wyndham Ins Co (Sac) Ltd																		YES.....
AA-1460190 ..	Zurich Ins Co Ltd	2						2			2								YES.....
AA-1120001 ..	Zurich Specialties London Ltd	(103)						(103)			(103)		8						YES.....
2699999. Total Unauthorized - Other Non-U.S. Insurers		227				619	619	846			846	619	28,781	73.2	2.1	73.2		XXX	
2899999. Total Unauthorized Excluding Protected Cells (Sum of 2299999, 2399999, 2499999, 2599999 and 2699999)		286				619	619	905			905	619	29,087	68.4	2.1	68.4		XXX	
3299999. Total Certified - Affiliates - U.S. Non-Pool																		XXX	
3599999. Total Certified - Affiliates - Other (Non-U.S.)																		XXX	
3699999. Total Certified - Affiliates																		XXX	
4299999. Total Certified Excluding Protected Cells (Sum of 3699999, 3799999, 3899999, 3999999 and 4099999)																		XXX	
4699999. Total Reciprocal Jurisdiction - Affiliates - U.S. Non-Pool																		XXX	
4999999. Total Reciprocal Jurisdiction - Affiliates - Other (Non-U.S.)																		XXX	
5099999. Total Reciprocal Jurisdiction - Affiliates																		XXX	
5699999. Total Reciprocal Jurisdiction Excluding Protected Cells (Sum of 5099999, 5199999, 5299999, 5399999 and 5499999)																		XXX	
5799999. Total Authorized, Unauthorized, Reciprocal Jurisdiction and Certified Excluding Protected Cells (Sum of 1499999, 2899999, 4299999 and 5699999)		184,604		2,597	1	21,630	24,228	208,832	21,986	21,986	186,846	2,049	66,293	11.6	0.8	10.4		XXX	1,412
5899999. Total Protected Cells (Sum of 1399999, 2799999, 4199999 and 5599999)																		XXX	
9999999 Totals		184,604		2,597	1	21,630	24,228	208,832	21,986	21,986	186,846	2,049	66,293	11.6	0.8	10.4		XXX	1,412

ANNUAL STATEMENT FOR THE YEAR 2023 OF THE SCOTTSDALE INSURANCE COMPANY

SCHEDULE F - PART 3 (Continued)

Ceded Reinsurance as of December 31, Current Year (\$000 Omitted)
(Provision for Reinsurance for Certified Reinsurers)

ID Number From Col. 1	Name of Reinsurer From Col. 3	Provision for Certified Reinsurance													Complete if Col. 52 = "No"; Otherwise Enter 0			69 Provision for Overdue Reinsurance Ceded to Certified Reinsurers (Greater of [Col. 62 + Col. 65] or Col.68; not to Exceed Col. 63)
		54	55	56	57	58	59	60 Percent of Collateral Provided for Net Recoverables Subject to Collateral Requirements ([Col. 20 + Col. 21 + Col. 22 + Col. 24] / Col. 58)	61 Percent Credit Allowed on Net Recoverables Subject to Collateral Requirements (Col. 60 / Col. 56, not to exceed 100%)	62 20% of Recoverable on Paid Losses & LAE Over 90 Days Past Due Amounts in Dispute (Col. 45 * 20%)	63 Amount of Credit Allowed for Net Recoverables (Col. 57 + [Col. 58 * Col. 61])	64 Provision for Reinsurance with Certified Reinsurers Due to Collateral Deficiency (Col. 19 - Col. 63)	65 20% of Recoverable on Paid Losses & LAE Over 90 Days Past Due Amounts Not in Dispute (Col. 47 * 20%)	66 Total Collateral Provided (Col. 20 + Col. 21 + Col. 22 + Col. 24, not to Exceed Col. 63)	67 Net Unsecured Recoverable for Which Credit is Allowed (Col. 63 - Col. 66)	68 20% of Amount in Col. 67		
		Certified Reinsurer Rating (1 through 6)	Effective Date of Certified Reinsurer Rating	Percent Collateral Required for Full Credit (0% through 100%)	Catastrophe Recoverables Qualifying for Collateral Deferral	Net Recoverables Subject to Collateral Requirements for Full Credit (Col. 19 - Col. 57)	Dollar Amount of Collateral Required (Col. 56 * Col. 58)											
31-4177100	Nationwide Mutual Insurance Company	XXX	XXX	XXX	XXX	XXX	XXX	XXX	XXX	XXX	XXX	XXX	XXX	XXX	XXX	XXX	XXX	XXX
0199999. Total Authorized - Affiliates - U.S. Intercompany Pooling				XXX	XXX	XXX	XXX	XXX	XXX	XXX	XXX	XXX	XXX	XXX	XXX	XXX	XXX	XXX
0499999. Total Authorized - Affiliates - U.S. Non-Pool				XXX	XXX	XXX	XXX	XXX	XXX	XXX	XXX	XXX	XXX	XXX	XXX	XXX	XXX	XXX
0799999. Total Authorized - Affiliates - Other (Non-U.S.)				XXX	XXX	XXX	XXX	XXX	XXX	XXX	XXX	XXX	XXX	XXX	XXX	XXX	XXX	XXX
0899999. Total Authorized - Affiliates				XXX	XXX	XXX	XXX	XXX	XXX	XXX	XXX	XXX	XXX	XXX	XXX	XXX	XXX	XXX
06-0237820	Ace Prop & Cas Ins Co	XXX	XXX	XXX	XXX	XXX	XXX	XXX	XXX	XXX	XXX	XXX	XXX	XXX	XXX	XXX	XXX	XXX
06-1182357	Allied World Ins Co	XXX	XXX	XXX	XXX	XXX	XXX	XXX	XXX	XXX	XXX	XXX	XXX	XXX	XXX	XXX	XXX	XXX
36-0719665	Allstate Ins Co	XXX	XXX	XXX	XXX	XXX	XXX	XXX	XXX	XXX	XXX	XXX	XXX	XXX	XXX	XXX	XXX	XXX
38-0829210	Amerisure Mut Ins Co	XXX	XXX	XXX	XXX	XXX	XXX	XXX	XXX	XXX	XXX	XXX	XXX	XXX	XXX	XXX	XXX	XXX
06-1430254	Arch Reins Co	XXX	XXX	XXX	XXX	XXX	XXX	XXX	XXX	XXX	XXX	XXX	XXX	XXX	XXX	XXX	XXX	XXX
51-0434766	Axis Reins Co	XXX	XXX	XXX	XXX	XXX	XXX	XXX	XXX	XXX	XXX	XXX	XXX	XXX	XXX	XXX	XXX	XXX
47-0574325	Berkley Ins Co	XXX	XXX	XXX	XXX	XXX	XXX	XXX	XXX	XXX	XXX	XXX	XXX	XXX	XXX	XXX	XXX	XXX
36-2114545	Continental Cas Co	XXX	XXX	XXX	XXX	XXX	XXX	XXX	XXX	XXX	XXX	XXX	XXX	XXX	XXX	XXX	XXX	XXX
38-2145898	Dorinco Reins Co	XXX	XXX	XXX	XXX	XXX	XXX	XXX	XXX	XXX	XXX	XXX	XXX	XXX	XXX	XXX	XXX	XXX
39-0264050	Employers Ins Co Of Wausau	XXX	XXX	XXX	XXX	XXX	XXX	XXX	XXX	XXX	XXX	XXX	XXX	XXX	XXX	XXX	XXX	XXX
42-0234980	Employers Mut Cas Co	XXX	XXX	XXX	XXX	XXX	XXX	XXX	XXX	XXX	XXX	XXX	XXX	XXX	XXX	XXX	XXX	XXX
35-2293075	Endurance Assur Corp	XXX	XXX	XXX	XXX	XXX	XXX	XXX	XXX	XXX	XXX	XXX	XXX	XXX	XXX	XXX	XXX	XXX
36-2950161	Evanston Ins Co	XXX	XXX	XXX	XXX	XXX	XXX	XXX	XXX	XXX	XXX	XXX	XXX	XXX	XXX	XXX	XXX	XXX
22-2005057	Everest Reins Co	XXX	XXX	XXX	XXX	XXX	XXX	XXX	XXX	XXX	XXX	XXX	XXX	XXX	XXX	XXX	XXX	XXX
05-0316605	Factory Mut Ins Co	XXX	XXX	XXX	XXX	XXX	XXX	XXX	XXX	XXX	XXX	XXX	XXX	XXX	XXX	XXX	XXX	XXX
13-2673100	General Reins Corp	XXX	XXX	XXX	XXX	XXX	XXX	XXX	XXX	XXX	XXX	XXX	XXX	XXX	XXX	XXX	XXX	XXX
13-3029255	General Security Natl Ins Co	XXX	XXX	XXX	XXX	XXX	XXX	XXX	XXX	XXX	XXX	XXX	XXX	XXX	XXX	XXX	XXX	XXX
13-6108721	Harco Natl Ins Co	XXX	XXX	XXX	XXX	XXX	XXX	XXX	XXX	XXX	XXX	XXX	XXX	XXX	XXX	XXX	XXX	XXX
06-0384680	Hartford Steam Boil Inspec & Ins Co	XXX	XXX	XXX	XXX	XXX	XXX	XXX	XXX	XXX	XXX	XXX	XXX	XXX	XXX	XXX	XXX	XXX
04-1543470	Liberty Mut Ins Co	XXX	XXX	XXX	XXX	XXX	XXX	XXX	XXX	XXX	XXX	XXX	XXX	XXX	XXX	XXX	XXX	XXX
06-1481194	Markel Global Reins Co	XXX	XXX	XXX	XXX	XXX	XXX	XXX	XXX	XXX	XXX	XXX	XXX	XXX	XXX	XXX	XXX	XXX
36-3101262	Markel Ins Co	XXX	XXX	XXX	XXX	XXX	XXX	XXX	XXX	XXX	XXX	XXX	XXX	XXX	XXX	XXX	XXX	XXX
04-2482364	Metromile Ins Co	XXX	XXX	XXX	XXX	XXX	XXX	XXX	XXX	XXX	XXX	XXX	XXX	XXX	XXX	XXX	XXX	XXX
13-4924125	Munich Reins Amer Inc	XXX	XXX	XXX	XXX	XXX	XXX	XXX	XXX	XXX	XXX	XXX	XXX	XXX	XXX	XXX	XXX	XXX
47-0355979	National Ind Co	XXX	XXX	XXX	XXX	XXX	XXX	XXX	XXX	XXX	XXX	XXX	XXX	XXX	XXX	XXX	XXX	XXX
13-3138390	Navigators Ins Co	XXX	XXX	XXX	XXX	XXX	XXX	XXX	XXX	XXX	XXX	XXX	XXX	XXX	XXX	XXX	XXX	XXX
47-0698507	Odyssey Reins Co	XXX	XXX	XXX	XXX	XXX	XXX	XXX	XXX	XXX	XXX	XXX	XXX	XXX	XXX	XXX	XXX	XXX
13-3031176	Partner Reins Co Of The Us	XXX	XXX	XXX	XXX	XXX	XXX	XXX	XXX	XXX	XXX	XXX	XXX	XXX	XXX	XXX	XXX	XXX
23-1642962	Pennsylvania Manufacturers Assoc Ins	XXX	XXX	XXX	XXX	XXX	XXX	XXX	XXX	XXX	XXX	XXX	XXX	XXX	XXX	XXX	XXX	XXX
35-6021485	Protective Ins Co	XXX	XXX	XXX	XXX	XXX	XXX	XXX	XXX	XXX	XXX	XXX	XXX	XXX	XXX	XXX	XXX	XXX
23-1641984	Qbe Reins Corp	XXX	XXX	XXX	XXX	XXX	XXX	XXX	XXX	XXX	XXX	XXX	XXX	XXX	XXX	XXX	XXX	XXX
52-1952955	Renaissance Reins Us Inc	XXX	XXX	XXX	XXX	XXX	XXX	XXX	XXX	XXX	XXX	XXX	XXX	XXX	XXX	XXX	XXX	XXX
30-0703280	Renaissancere Europe Ag Us Branch	XXX	XXX	XXX	XXX	XXX	XXX	XXX	XXX	XXX	XXX	XXX	XXX	XXX	XXX	XXX	XXX	XXX
86-0274508	Repwest Ins Co	XXX	XXX	XXX	XXX	XXX	XXX	XXX	XXX	XXX	XXX	XXX	XXX	XXX	XXX	XXX	XXX	XXX
75-1444207	Scor Reins Co	XXX	XXX	XXX	XXX	XXX	XXX	XXX	XXX	XXX	XXX	XXX	XXX	XXX	XXX	XXX	XXX	XXX
13-2997499	Siriuspoint Amer Ins Co	XXX	XXX	XXX	XXX	XXX	XXX	XXX	XXX	XXX	XXX	XXX	XXX	XXX	XXX	XXX	XXX	XXX
13-1675535	Swiss Reins Amer Corp	XXX	XXX	XXX	XXX	XXX	XXX	XXX	XXX	XXX	XXX	XXX	XXX	XXX	XXX	XXX	XXX	XXX

Ceded Reinsurance as of December 31, Current Year (\$000 Omitted)
(Provision for Reinsurance for Certified Reinsurers)

25.1

SCHEDULE F - PART 3 (Continued)

Provision for Certified Reinsurance

25.2

ANNUAL STATEMENT FOR THE YEAR 2023 OF THE SCOTTSDALE INSURANCE COMPANY

SCHEDULE F - PART 3 (Continued)

Ceded Reinsurance as of December 31, Current Year (\$000 Omitted)
(Provision for Reinsurance for Certified Reinsurers)

ID Number From Col. 1	Name of Reinsurer From Col. 3	Provision for Certified Reinsurance															
		54	55	56	57	58	59	60	61	62	63	64	65	Complete if Col. 52 = "No"; Otherwise Enter 0			69
		Certified Reinsurer Rating (1 through 6)	Effective Date of Certified Reinsurer Rating	Percent Collateral Required for Full Credit (0% through 100%)	Catastrophe Recoverables Qualifying for Collateral Deferral	Net Recoverables Subject to Collateral Requirements for Full Credit (Col. 19 - Col. 57)	Dollar Amount of Collateral Required (Col. 56 * Col. 58)	Percent of Collateral Provided for Net Recoverables Subject to Collateral Requirements ([Col. 20 + Col. 21 + Col. 22 + Col. 24] / Col. 58)	Percent Credit Allowed on Net Recoverables Subject to Collateral Requirements (Col. 60 / Col. 56, not to exceed 100%)	20% of Recoverable on Paid Losses & LAE Over 90 Days Past Due Amounts in Dispute (Col. 45 * 20%)	Amount of Credit Allowed for Net Recoverables (Col. 57 + [Col. 58 * Col. 61])	Provision for Reinsurance with Certified Reinsurers Due to Collateral Deficiency (Col. 19 - Col. 63)	20% of Recoverable on Paid Losses & LAE Over 90 Days Past Due Amounts Not in Dispute (Col. 47 * 20%)	66	67	68	Provision for Overdue Reinsurance Ceded to Certified Reinsurers (Greater of [Col. 62 + Col. 65] or Col.68; not to Exceed Col. 63)
AA-3190490 ..	Bateleur Ins Co (Bermuda) Ltd	XXX	XXX	XXX	XXX	XXX	XXX	XXX	XXX	XXX	XXX	XXX	XXX	XXX	XXX	XXX	XXX
AA-3190795 ..	Catalina Safety Reins Ltd	XXX	XXX	XXX	XXX	XXX	XXX	XXX	XXX	XXX	XXX	XXX	XXX	XXX	XXX	XXX	XXX
AA-3194161 ..	Catlin Ins Co Ltd	XXX	XXX	XXX	XXX	XXX	XXX	XXX	XXX	XXX	XXX	XXX	XXX	XXX	XXX	XXX	XXX
AA-1241003 ..	Cie Europeenne De Reass Intl	XXX	XXX	XXX	XXX	XXX	XXX	XXX	XXX	XXX	XXX	XXX	XXX	XXX	XXX	XXX	XXX
AA-1340085 ..	E S Rueckversicherungs Aktiengesellschaft	XXX	XXX	XXX	XXX	XXX	XXX	XXX	XXX	XXX	XXX	XXX	XXX	XXX	XXX	XXX	XXX
AA-3190060 ..	Hannover Re (Bermuda) Ltd	XXX	XXX	XXX	XXX	XXX	XXX	XXX	XXX	XXX	XXX	XXX	XXX	XXX	XXX	XXX	XXX
AA-1460080 ..	Helvetia Schweizerische Versicherungs	XXX	XXX	XXX	XXX	XXX	XXX	XXX	XXX	XXX	XXX	XXX	XXX	XXX	XXX	XXX	XXX
AA-3190095 ..	Insurance Co Ltd	XXX	XXX	XXX	XXX	XXX	XXX	XXX	XXX	XXX	XXX	XXX	XXX	XXX	XXX	XXX	XXX
AA-3190958 ..	Jrg Reins Co Ltd	XXX	XXX	XXX	XXX	XXX	XXX	XXX	XXX	XXX	XXX	XXX	XXX	XXX	XXX	XXX	XXX
AA-5420050 ..	Korean Reins Co	XXX	XXX	XXX	XXX	XXX	XXX	XXX	XXX	XXX	XXX	XXX	XXX	XXX	XXX	XXX	XXX
AA-1120925 ..	Ludgate Ins Co Ltd	XXX	XXX	XXX	XXX	XXX	XXX	XXX	XXX	XXX	XXX	XXX	XXX	XXX	XXX	XXX	XXX
AA-1340165 ..	Munchener Rueckversicherungs Gesellschaft	XXX	XXX	XXX	XXX	XXX	XXX	XXX	XXX	XXX	XXX	XXX	XXX	XXX	XXX	XXX	XXX
AA-1780070 ..	Qbe Reins (Europe) Ltd	XXX	XXX	XXX	XXX	XXX	XXX	XXX	XXX	XXX	XXX	XXX	XXX	XXX	XXX	XXX	XXX
AA-1120145 ..	Qbe Reins (Uk) Ltd	XXX	XXX	XXX	XXX	XXX	XXX	XXX	XXX	XXX	XXX	XXX	XXX	XXX	XXX	XXX	XXX
AA-1460023 ..	Renaissancere Europe Ag	XXX	XXX	XXX	XXX	XXX	XXX	XXX	XXX	XXX	XXX	XXX	XXX	XXX	XXX	XXX	XXX
AA-1560735 ..	Royal & Sun Alliance Ins Co Of Canada	XXX	XXX	XXX	XXX	XXX	XXX	XXX	XXX	XXX	XXX	XXX	XXX	XXX	XXX	XXX	XXX
AA-1464100 ..	Scor Switzerland Ltd	XXX	XXX	XXX	XXX	XXX	XXX	XXX	XXX	XXX	XXX	XXX	XXX	XXX	XXX	XXX	XXX
AA-1460146 ..	Swiss Reins Co	XXX	XXX	XXX	XXX	XXX	XXX	XXX	XXX	XXX	XXX	XXX	XXX	XXX	XXX	XXX	XXX
AA-3194100 ..	Wyndham Ins Co (Sac) Ltd	XXX	XXX	XXX	XXX	XXX	XXX	XXX	XXX	XXX	XXX	XXX	XXX	XXX	XXX	XXX	XXX
AA-1460190 ..	Zurich Ins Co Ltd	XXX	XXX	XXX	XXX	XXX	XXX	XXX	XXX	XXX	XXX	XXX	XXX	XXX	XXX	XXX	XXX
AA-1120001 ..	Zurich Specialties London Ltd	XXX	XXX	XXX	XXX	XXX	XXX	XXX	XXX	XXX	XXX	XXX	XXX	XXX	XXX	XXX	XXX
2699999.	Total Unauthorized - Other Non-U.S. Insurers			XXX	XXX	XXX	XXX	XXX	XXX	XXX	XXX	XXX	XXX	XXX	XXX	XXX	XXX
2899999.	Total Unauthorized Excluding Protected Cells (Sum of 2299999, 2399999, 2499999, 2599999 and 2699999)			XXX	XXX	XXX	XXX	XXX	XXX	XXX	XXX	XXX	XXX	XXX	XXX	XXX	XXX
3299999.	Total Certified - Affiliates - U.S. Non-Pool			XXX				XXX	XXX								
3599999.	Total Certified - Affiliates - Other (Non-U.S.)			XXX				XXX	XXX								
3699999.	Total Certified - Affiliates			XXX				XXX	XXX								
4299999.	Total Certified Excluding Protected Cells (Sum of 3699999, 3799999, 3899999, 3999999 and 4099999)			XXX				XXX	XXX								
4699999.	Total Reciprocal Jurisdiction - Affiliates - U.S. Non-Pool			XXX	XXX	XXX	XXX	XXX	XXX	XXX	XXX	XXX	XXX	XXX	XXX	XXX	XXX
4999999.	Total Reciprocal Jurisdiction - Affiliates - Other (Non-U.S.)			XXX	XXX	XXX	XXX	XXX	XXX	XXX	XXX	XXX	XXX	XXX	XXX	XXX	XXX
5099999.	Total Reciprocal Jurisdiction - Affiliates			XXX	XXX	XXX	XXX	XXX	XXX	XXX	XXX	XXX	XXX	XXX	XXX	XXX	XXX
5699999.	Total Reciprocal Jurisdiction Excluding Protected Cells (Sum of 5099999, 5199999, 5299999, 5399999 and 5499999)			XXX	XXX	XXX	XXX	XXX	XXX	XXX	XXX	XXX	XXX	XXX	XXX	XXX	XXX
5799999.	Total Authorized, Unauthorized, Reciprocal Jurisdiction and Certified Excluding Protected Cells (Sum of 1499999, 2899999, 4299999 and 5699999)			XXX				XXX	XXX								
5899999.	Total Protected Cells (Sum of 1399999, 2799999, 4199999 and 5599999)			XXX				XXX	XXX								
9999999	Totals			XXX				XXX	XXX								

ANNUAL STATEMENT FOR THE YEAR 2023 OF THE SCOTTSDALE INSURANCE COMPANY

SCHEDULE F - PART 3 (Continued)

Ceded Reinsurance as of December 31, Current Year (\$000 Omitted)
(Total Provision for Reinsurance)

ID Number From Col. 1	Name of Reinsurer From Col. 3	70 20% of Recoverable on Paid Losses & LAE Over 90 Days past Due Amounts Not in Dispute (Col. 47 * 20%)	Provision for Unauthorized Reinsurance		Provision for Overdue Authorized and Reciprocal Jurisdiction Reinsurance		Total Provision for Reinsurance			
			71	72	73	74	75	76	77	78
			Provision for Reinsurance with Unauthorized Reinsurers Due to Collateral Deficiency (Col. 26)	Provision for Overdue Reinsurance from Unauthorized Reinsurers and Amounts in Dispute (Col. 70 + 20% of the Amount in Col. 16)	Complete if Col. 52 = "Yes"; Otherwise Enter 0 20% of Recoverable on Paid Losses & LAE Over 90 Days Past Due Amounts Not in Dispute + 20% of Amounts in Dispute ([Col. 47 * 20%] + [Col. 45 * 20%])	Complete if Col. 52 = "No"; Otherwise Enter 0 Greater of 20% of Net Recoverable Net of Funds Held & Collateral, or 20% of Recoverable on Paid Losses & LAE Over 90 Days Past Due (Greater of Col. 26 * 20% or Cols. [40 + 41] * 20%)	Provision for Amounts Ceded to Authorized and Reciprocal Jurisdiction Reinsurers (Cols. 73 + 74)	Provision for Amounts Ceded to Unauthorized Reinsurers (Cols. 71 + 72 Not in Excess of Col. 15)	Provision for Amounts Ceded to Certified Reinsurers (Cols. 64 + 69)	Total Provision for Reinsurance (Cols. 75 + 76 + 77)
31-4177100	Nationwide Mutual Insurance Company		XXX	XXX				XXX	XXX	
0199999	Total Authorized - Affiliates - U.S. Intercompany Pooling		XXX	XXX				XXX	XXX	
0499999	Total Authorized - Affiliates - U.S. Non-Pool		XXX	XXX				XXX	XXX	
0799999	Total Authorized - Affiliates - Other (Non-U.S.)		XXX	XXX				XXX	XXX	
0899999	Total Authorized - Affiliates		XXX	XXX				XXX	XXX	
06-0237820	Ace Prop & Cas Ins Co		XXX	XXX				XXX	XXX	
06-1182357	Allied World Ins Co		XXX	XXX				XXX	XXX	
36-0719665	Allstate Ins Co		XXX	XXX				XXX	XXX	
38-0829210	Amerisure Mut Ins Co		XXX	XXX				XXX	XXX	
06-1430254	Arch Reins Co	1	XXX	XXX	1		1	XXX	XXX	1
51-0434766	Axis Reins Co		XXX	XXX				XXX	XXX	
47-0574325	Berkley Ins Co		XXX	XXX				XXX	XXX	
36-2114545	Continental Cas Co		XXX	XXX				XXX	XXX	
38-2145898	Dorinco Reins Co		XXX	XXX				XXX	XXX	
39-0264050	Employers Ins Co Of Wausau		XXX	XXX				XXX	XXX	
42-0234980	Employers Mut Cas Co		XXX	XXX				XXX	XXX	
35-2293075	Endurance Assur Corp		XXX	XXX				XXX	XXX	
36-2950161	Evanston Ins Co		XXX	XXX				XXX	XXX	
22-2005057	Everest Reins Co	2	XXX	XXX	2		2	XXX	XXX	2
05-0316605	Factory Mut Ins Co		XXX	XXX				XXX	XXX	
13-2673100	General Reins Corp	39	XXX	XXX	39		39	XXX	XXX	39
13-3029255	General Security Natl Ins Co		XXX	XXX				XXX	XXX	
13-6108721	Harco Natl Ins Co		XXX	XXX				XXX	XXX	
06-0384680	Hartford Steam Boil Inspec & Ins Co		XXX	XXX				XXX	XXX	
04-1543470	Liberty Mut Ins Co		XXX	XXX				XXX	XXX	
06-1481194	Markel Global Reins Co		XXX	XXX				XXX	XXX	
36-3101262	Markel Ins Co		XXX	XXX				XXX	XXX	
04-2482364	Metromile Ins Co		XXX	XXX				XXX	XXX	
13-4924125	Munich Reins Amer Inc		XXX	XXX				XXX	XXX	
47-0355979	National Ind Co	2	XXX	XXX			2	XXX	XXX	2
13-3138390	Navigators Ins Co		XXX	XXX				XXX	XXX	
47-0698507	Odyssey Reins Co	10	XXX	XXX	10		10	XXX	XXX	10
13-3031176	Partner Reins Co Of The Us		XXX	XXX				XXX	XXX	
23-1642962	Pennsylvania Manufacturers Assoc Ins		XXX	XXX				XXX	XXX	
35-6021485	Protective Ins Co		XXX	XXX				XXX	XXX	
23-1641984	Qbe Reins Corp	1	XXX	XXX	1		1	XXX	XXX	1
52-1952955	Renaissance Reins Us Inc	8	XXX	XXX	8		8	XXX	XXX	8
30-0703280	Renaissancere Europe Ag Us Branch	4	XXX	XXX	4		4	XXX	XXX	4
86-0274508	Repwest Ins Co		XXX	XXX				XXX	XXX	
75-1444207	Scor Reins Co	5	XXX	XXX	5		5	XXX	XXX	5

ANNUAL STATEMENT FOR THE YEAR 2023 OF THE SCOTTSDALE INSURANCE COMPANY

SCHEDULE F - PART 3 (Continued)

Ceded Reinsurance as of December 31, Current Year (\$000 Omitted)
(Total Provision for Reinsurance)

ID Number From Col. 1	Name of Reinsurer From Col. 3	70 20% of Recoverable on Paid Losses & LAE Over 90 Days past Due Amounts Not in Dispute (Col. 47 * 20%)	Provision for Unauthorized Reinsurance		Provision for Overdue Authorized and Reciprocal Jurisdiction Reinsurance		Total Provision for Reinsurance			
			71	72	73 Complete if Col. 52 = "Yes"; Otherwise Enter 0	74 Complete if Col. 52 = "No"; Otherwise Enter 0	75	76	77	78
			Provision for Reinsurance with Unauthorized Reinsurers Due to Collateral Deficiency (Col. 26)	Provision for Overdue Reinsurance from Unauthorized Reinsurers and Amounts in Dispute (Col. 70 + 20% of the Amount in Col. 16)	20% of Recoverable on Paid Losses & LAE Over 90 Days Past Due Amounts Not in Dispute + 20% of Amounts in Dispute ([Col. 47 * 20%] + [Col. 45 * 20%])	Greater of 20% of Net Recoverable Net of Funds Held & Collateral, or 20% of Recoverable on Paid Losses & LAE Over 90 Days Past Due (Greater of Col. 26 * 20% or Cols. [40 + 41] * 20%)	Provision for Amounts Ceded to Authorized and Reciprocal Jurisdiction Reinsurers (Cols. 73 + 74)	Provision for Amounts Ceded to Unauthorized Reinsurers (Cols. 71 + 72 Not in Excess of Col. 15)	Provision for Amounts Ceded to Certified Reinsurers (Cols. 64 + 69)	Total Provision for Reinsurance (Cols. 75 + 76 + 77)
13-2997499 ..	Siriuspoint Amer Ins Co	2	XXX.....	XXX.....	1,942.....		1,942.....	XXX.....	XXX.....	1,942.....
13-1675535 ..	Swiss Reins Amer Corp	22	XXX.....	XXX.....	22.....		22.....	XXX.....	XXX.....	22.....
02-0449082 ..	Technology Ins Co Inc		XXX.....	XXX.....				XXX.....	XXX.....	
94-1517098 ..	Tig Ins Co		XXX.....	XXX.....				XXX.....	XXX.....	
13-2918573 ..	Toa Re Ins Co Of Amer	1	XXX.....	XXX.....	1.....		1.....	XXX.....	XXX.....	1.....
13-4032666 ..	Tokio Marine Amer Ins Co		XXX.....	XXX.....				XXX.....	XXX.....	
13-5616275 ..	Transatlantic Reins Co	183	XXX.....	XXX.....	183.....		183.....	XXX.....	XXX.....	183.....
13-1290712 ..	XI Reins Amer Inc		XXX.....	XXX.....	2,440.....		2,440.....	XXX.....	XXX.....	2,440.....
09999999.	Total Authorized - Other U.S. Unaffiliated Insurers	279	XXX.....	XXX.....	4,657.....	2	4,659.....	XXX.....	XXX.....	4,659.....
AA-9991500 ..	Illinois Mine Subsidence Fund		XXX.....	XXX.....				XXX.....	XXX.....	
AA-9991501 ..	Indiana Mine Subsidence Fund		XXX.....	XXX.....				XXX.....	XXX.....	
AA-9991506 ..	West Virginia Mine Subsidence Fund		XXX.....	XXX.....				XXX.....	XXX.....	
10999999.	Total Authorized - Pools - Mandatory Pools		XXX.....	XXX.....				XXX.....	XXX.....	
AA-1120337 ..	Aspen Ins Uk Ltd		XXX.....	XXX.....				XXX.....	XXX.....	
AA-3194130 ..	Endurance Specialty Ins Ltd		XXX.....	XXX.....				XXX.....	XXX.....	
AA-3190600 ..	Glencoe Ins Ltd		XXX.....	XXX.....				XXX.....	XXX.....	
AA-1340125 ..	Hannover Rueck Se		XXX.....	XXX.....				XXX.....	XXX.....	
AA-1122000 ..	Lloyd'S Of London		XXX.....	XXX.....				XXX.....	XXX.....	
AA-1127003 ..	Lloyd'S Syndicate Number 1003		XXX.....	XXX.....				XXX.....	XXX.....	
AA-1127007 ..	Lloyd'S Syndicate Number 1007		XXX.....	XXX.....				XXX.....	XXX.....	
AA-1127027 ..	Lloyd'S Syndicate Number 1027		XXX.....	XXX.....				XXX.....	XXX.....	
AA-1127084 ..	Lloyd'S Syndicate Number 1084		XXX.....	XXX.....				XXX.....	XXX.....	
AA-1127096 ..	Lloyd'S Syndicate Number 1096		XXX.....	XXX.....				XXX.....	XXX.....	
AA-1127141 ..	Lloyd'S Syndicate Number 1141		XXX.....	XXX.....				XXX.....	XXX.....	
AA-1127212 ..	Lloyd'S Syndicate Number 1212		XXX.....	XXX.....				XXX.....	XXX.....	
AA-1127215 ..	Lloyd'S Syndicate Number 1215		XXX.....	XXX.....				XXX.....	XXX.....	
AA-1126122 ..	Lloyd'S Syndicate Number 122		XXX.....	XXX.....				XXX.....	XXX.....	
AA-1126138 ..	Lloyd'S Syndicate Number 138		XXX.....	XXX.....				XXX.....	XXX.....	
AA-1127414 ..	Lloyd'S Syndicate Number 1414		XXX.....	XXX.....				XXX.....	XXX.....	
AA-1126183 ..	Lloyd'S Syndicate Number 183		XXX.....	XXX.....				XXX.....	XXX.....	
AA-1120096 ..	Lloyd'S Syndicate Number 1880		XXX.....	XXX.....				XXX.....	XXX.....	
AA-1127900 ..	Lloyd'S Syndicate Number 1900		XXX.....	XXX.....				XXX.....	XXX.....	
AA-1120124 ..	Lloyd'S Syndicate Number 1945		XXX.....	XXX.....				XXX.....	XXX.....	
AA-1128001 ..	Lloyd'S Syndicate Number 2001		XXX.....	XXX.....				XXX.....	XXX.....	
AA-1128003 ..	Lloyd'S Syndicate Number 2003		XXX.....	XXX.....	18.....		18.....	XXX.....	XXX.....	18.....
AA-1120071 ..	Lloyd'S Syndicate Number 2007		XXX.....	XXX.....				XXX.....	XXX.....	
AA-1128020 ..	Lloyd'S Syndicate Number 2020		XXX.....	XXX.....				XXX.....	XXX.....	
AA-1126205 ..	Lloyd'S Syndicate Number 205		XXX.....	XXX.....				XXX.....	XXX.....	
AA-1126227 ..	Lloyd'S Syndicate Number 227		XXX.....	XXX.....				XXX.....	XXX.....	
AA-1128376 ..	Lloyd'S Syndicate Number 2376		XXX.....	XXX.....				XXX.....	XXX.....	

ANNUAL STATEMENT FOR THE YEAR 2023 OF THE SCOTTSDALE INSURANCE COMPANY

SCHEDULE F - PART 3 (Continued)

Ceded Reinsurance as of December 31, Current Year (\$000 Omitted)

(Total Provision for Reinsurance)

ID Number From Col. 1	Name of Reinsurer From Col. 3	70 20% of Recoverable on Paid Losses & LAE Over 90 Days past Due Amounts Not in Dispute (Col. 47 * 20%)	Provision for Unauthorized Reinsurance		Provision for Overdue Authorized and Reciprocal Jurisdiction Reinsurance		Total Provision for Reinsurance			
			71	72	73 Complete if Col. 52 = "Yes"; Otherwise Enter 0	74 Complete if Col. 52 = "No"; Otherwise Enter 0	75	76	77	78
			Provision for Reinsurance with Unauthorized Reinsurers Due to Collateral Deficiency (Col. 26)	Provision for Overdue Reinsurance from Unauthorized Reinsurers and Amounts in Dispute (Col. 70 + 20% of the Amount in Col. 16)	20% of Recoverable on Paid Losses & LAE Over 90 Days Past Due Amounts Not in Dispute + 20% of Amounts in Dispute ([Col. 47 * 20%] + [Col. 45 * 20%])	Greater of 20% of Net Recoverable Net of Funds Held & Collateral, or 20% of Recoverable on Paid Losses & LAE Over 90 Days Past Due (Greater of Col. 26 * 20% or Cols. [40 + 41] * 20%)	Provision for Amounts Ceded to Authorized and Reciprocal Jurisdiction Reinsurers (Cols. 73 + 74)	Provision for Amounts Ceded to Unauthorized Reinsurers (Cols. 71 + 72 Not in Excess of Col. 15)	Provision for Amounts Ceded to Certified Reinsurers (Cols. 64 + 69)	Total Provision for Reinsurance (Cols. 75 + 76 + 77)
AA-1128623 ..	Lloyd'S Syndicate Number 2623		XXX.....	XXX.....				XXX.....	XXX.....	
AA-1128987 ..	Lloyd'S Syndicate Number 2987		XXX.....	XXX.....				XXX.....	XXX.....	
AA-1129000 ..	Lloyd'S Syndicate Number 3000		XXX.....	XXX.....				XXX.....	XXX.....	
AA-1126314 ..	Lloyd'S Syndicate Number 314		XXX.....	XXX.....				XXX.....	XXX.....	
AA-1126322 ..	Lloyd'S Syndicate Number 322		XXX.....	XXX.....				XXX.....	XXX.....	
AA-1126033 ..	Lloyd'S Syndicate Number 33		XXX.....	XXX.....				XXX.....	XXX.....	
AA-1126362 ..	Lloyd'S Syndicate Number 362		XXX.....	XXX.....				XXX.....	XXX.....	
AA-1120098 ..	Lloyd'S Syndicate Number 3624		XXX.....	XXX.....				XXX.....	XXX.....	
AA-1126376 ..	Lloyd'S Syndicate Number 376		XXX.....	XXX.....				XXX.....	XXX.....	
AA-1126435 ..	Lloyd'S Syndicate Number 435		XXX.....	XXX.....				XXX.....	XXX.....	
AA-1126506 ..	Lloyd'S Syndicate Number 506		XXX.....	XXX.....				XXX.....	XXX.....	
AA-1126507 ..	Lloyd'S Syndicate Number 507		XXX.....	XXX.....				XXX.....	XXX.....	
AA-1126051 ..	Lloyd'S Syndicate Number 51		XXX.....	XXX.....				XXX.....	XXX.....	
AA-1126510 ..	Lloyd'S Syndicate Number 510		XXX.....	XXX.....				XXX.....	XXX.....	
AA-1126529 ..	Lloyd'S Syndicate Number 529		XXX.....	XXX.....				XXX.....	XXX.....	
AA-1120163 ..	Lloyd'S Syndicate Number 5678		XXX.....	XXX.....				XXX.....	XXX.....	
AA-1126570 ..	Lloyd'S Syndicate Number 570		XXX.....	XXX.....				XXX.....	XXX.....	
AA-1126623 ..	Lloyd'S Syndicate Number 623		XXX.....	XXX.....				XXX.....	XXX.....	
AA-1126724 ..	Lloyd'S Syndicate Number 724		XXX.....	XXX.....				XXX.....	XXX.....	
AA-1126780 ..	Lloyd'S Syndicate Number 780		XXX.....	XXX.....				XXX.....	XXX.....	
AA-1126079 ..	Lloyd'S Syndicate Number 79		XXX.....	XXX.....				XXX.....	XXX.....	
AA-1126990 ..	Lloyd'S Syndicate Number 990		XXX.....	XXX.....				XXX.....	XXX.....	
AA-1126991 ..	Lloyd'S Syndicate Number 991		XXX.....	XXX.....				XXX.....	XXX.....	
AA-3190829 ..	Markel Bermuda Ltd		XXX.....	XXX.....				XXX.....	XXX.....	
AA-3194129 ..	Montpelier Reins Ltd		XXX.....	XXX.....				XXX.....	XXX.....	
AA-3190339 ..	Renaissance Reins Ltd		XXX.....	XXX.....				XXX.....	XXX.....	
AA-3190339 ..	Renaissance Reins Ltd		XXX.....	XXX.....				XXX.....	XXX.....	
AA-1121270 ..	River Thames Ins Co Ltd	2	XXX.....	XXX.....			37	XXX.....	XXX.....	37
AA-1460006 ..	Validus Reins (Switzerland) Ltd	5	XXX.....	XXX.....	5		5	XXX.....	XXX.....	5
AA-1124141 ..	Wr Berkley Ins (Europe) Ltd		XXX.....	XXX.....				XXX.....	XXX.....	
1299999.	Total Authorized - Other Non-U.S. Insurers	7	XXX.....	XXX.....	23	37	60	XXX.....	XXX.....	60
1499999.	Total Authorized Excluding Protected Cells (Sum of 0899999, 0999999, 1099999, 1199999 and 1299999)	286	XXX.....	XXX.....	4,680	39	4,718	XXX.....	XXX.....	4,718
1899999.	Total Unauthorized - Affiliates - U.S. Non-Pool				XXX.....	XXX.....	XXX.....		XXX.....	
2199999.	Total Unauthorized - Affiliates - Other (Non-U.S.)				XXX.....	XXX.....	XXX.....		XXX.....	
2299999.	Total Unauthorized - Affiliates				XXX.....	XXX.....	XXX.....		XXX.....	
54-1423096 ..	Colony Ins Co			1	XXX.....	XXX.....	XXX.....	1	XXX.....	1
37-1370035 ..	Midwest Ins Co				XXX.....	XXX.....	XXX.....		XXX.....	
88-0510281 ..	Nationsbuilders Ins Co				XXX.....	XXX.....	XXX.....		XXX.....	
59-2551669 ..	Phoenix American Warranty Company				XXX.....	XXX.....	XXX.....		XXX.....	

ANNUAL STATEMENT FOR THE YEAR 2023 OF THE SCOTTSDALE INSURANCE COMPANY

SCHEDULE F - PART 3 (Continued)

Ceded Reinsurance as of December 31, Current Year (\$000 Omitted)
(Total Provision for Reinsurance)

ID Number From Col. 1	Name of Reinsurer From Col. 3	70 20% of Recoverable on Paid Losses & LAE Over 90 Days past Due Amounts Not in Dispute (Col. 47 * 20%)	Provision for Unauthorized Reinsurance		Provision for Overdue Authorized and Reciprocal Jurisdiction Reinsurance		Total Provision for Reinsurance			
			71	72	73 Complete if Col. 52 = "Yes"; Otherwise Enter 0	74 Complete if Col. 52 = "No"; Otherwise Enter 0	75	76	77	78
			Provision for Reinsurance with Unauthorized Reinsurers Due to Collateral Deficiency (Col. 26)	Provision for Overdue Reinsurance from Unauthorized Reinsurers and Amounts in Dispute (Col. 70 + 20% of the Amount in Col. 16)	20% of Recoverable on Paid Losses & LAE Over 90 Days Past Due Amounts Not in Dispute + 20% of Amounts in Dispute ([Col. 47 * 20%] + [Col. 45 * 20%])	Greater of 20% of Net Recoverable Net of Funds Held & Collateral, or 20% of Recoverable on Paid Losses & LAE Over 90 Days Past Due (Greater of Col. 26 * 20% or Cols. [40 + 41] * 20%)	Provision for Amounts Ceded to Authorized and Reciprocal Jurisdiction Reinsurers (Cols. 73 + 74)	Provision for Amounts Ceded to Unauthorized Reinsurers (Cols. 71 + 72 Not in Excess of Col. 15)	Provision for Amounts Ceded to Certified Reinsurers (Cols. 64 + 69)	Total Provision for Reinsurance (Cols. 75 + 76 + 77)
00-000000 ..	Pollution Liability Insurance Associatio				XXX	XXX	XXX	299	XXX	299
23999999. Total Unauthorized - Other U.S. Unaffiliated Insurers			300		XXX	XXX	XXX	300	XXX	300
AA-3194128 ..	Allied World Assurance Co Ltd		8		XXX	XXX	XXX	8	XXX	8
AA-3190010 ..	Ancon Ins Co Sa				XXX	XXX	XXX		XXX	
AA-3190932 ..	Argo Re				XXX	XXX	XXX		XXX	
AA-3190490 ..	Bateleur Ins Co (Bermuda) Ltd				XXX	XXX	XXX		XXX	
AA-3190795 ..	Catalina Safety Reins Ltd				XXX	XXX	XXX		XXX	
AA-3194161 ..	Catlin Ins Co Ltd				XXX	XXX	XXX		XXX	
AA-1241003 ..	Cie Europeenne De Reass Intl				XXX	XXX	XXX		XXX	
AA-1340085 ..	E S Rueckversicherungs Aktiengesellschaft				XXX	XXX	XXX		XXX	
AA-3190060 ..	Hannover Re (Bermuda) Ltd				XXX	XXX	XXX		XXX	
AA-1460080 ..	Helvetia Schweizerische Versicherungs				XXX	XXX	XXX		XXX	
AA-3190095 ..	Insurance Co Ltd		31		XXX	XXX	XXX	31	XXX	31
AA-3190958 ..	Jrg Reins Co Ltd	72		72	XXX	XXX	XXX	72	XXX	72
AA-5420050 ..	Korean Reins Co	51		51	XXX	XXX	XXX	51	XXX	51
AA-1120925 ..	Ludgate Ins Co Ltd				XXX	XXX	XXX		XXX	
AA-1340165 ..	Munchener Rueckversicherungs Gesellschaft				XXX	XXX	XXX		XXX	
AA-1780070 ..	Qbe Reins (Europe) Ltd				XXX	XXX	XXX		XXX	
AA-1120145 ..	Qbe Reins (Uk) Ltd				XXX	XXX	XXX		XXX	
AA-1460023 ..	Renaissancere Europe Ag				XXX	XXX	XXX		XXX	
AA-1560735 ..	Royal & Sun Alliance Ins Co Of Canada				XXX	XXX	XXX		XXX	
AA-1464100 ..	Scor Switzerland Ltd		2		XXX	XXX	XXX	2	XXX	2
AA-1460146 ..	Swiss Reins Co				XXX	XXX	XXX		XXX	
AA-3194100 ..	Wyndham Ins Co (Sac) Ltd		1,494		XXX	XXX	XXX	1,494	XXX	1,494
AA-1460190 ..	Zurich Ins Co Ltd		18		XXX	XXX	XXX	18	XXX	18
AA-1120001 ..	Zurich Specialties London Ltd				XXX	XXX	XXX		XXX	
26999999. Total Unauthorized - Other Non-U.S. Insurers		124	1,553	124	XXX	XXX	XXX	1,677	XXX	1,677
28999999. Total Unauthorized Excluding Protected Cells (Sum of 22999999, 23999999, 24999999, 25999999 and 26999999)		124	1,853	124	XXX	XXX	XXX	1,977	XXX	1,977
32999999. Total Certified - Affiliates - U.S. Non-Pool		XXX	XXX	XXX	XXX	XXX	XXX	XXX		
35999999. Total Certified - Affiliates - Other (Non-U.S.)		XXX	XXX	XXX	XXX	XXX	XXX	XXX		
36999999. Total Certified - Affiliates		XXX	XXX	XXX	XXX	XXX	XXX	XXX		
42999999. Total Certified Excluding Protected Cells (Sum of 36999999, 37999999, 38999999, 39999999 and 40999999)		XXX	XXX	XXX	XXX	XXX	XXX	XXX		
46999999. Total Reciprocal Jurisdiction - Affiliates - U.S. Non-Pool			XXX	XXX				XXX	XXX	
49999999. Total Reciprocal Jurisdiction - Affiliates - Other (Non-U.S.)			XXX	XXX				XXX	XXX	
50999999. Total Reciprocal Jurisdiction - Affiliates			XXX	XXX				XXX	XXX	

ANNUAL STATEMENT FOR THE YEAR 2023 OF THE SCOTTSDALE INSURANCE COMPANY

SCHEDULE F - PART 3 (Continued)

Ceded Reinsurance as of December 31, Current Year (\$000 Omitted)
(Total Provision for Reinsurance)

ID Number From Col. 1	Name of Reinsurer From Col. 3	70 20% of Recoverable on Paid Losses & LAE Over 90 Days past Due Amounts Not in Dispute (Col. 47 * 20%)	Provision for Unauthorized Reinsurance		Provision for Overdue Authorized and Reciprocal Jurisdiction Reinsurance		Total Provision for Reinsurance			
			71	72	73 Complete if Col. 52 = "Yes"; Otherwise Enter 0 20% of Recoverable on Paid Losses & LAE Over 90 Days Past Due Amounts Not in Dispute + 20% of Amounts in Dispute ([Col. 47 * 20%] + [Col. 45 * 20%])	74 Complete if Col. 52 = "No"; Otherwise Enter 0 Greater of 20% of Net Recoverable Net of Funds Held & Collateral, or 20% of Recoverable on Paid Losses & LAE Over 90 Days Past Due (Greater of Col. 26 * 20% or Cols. [40 + 41] * 20%)	75	76	77	78
			Provision for Reinsurance with Unauthorized Reinsurers Due to Collateral Deficiency (Col. 26)	Provision for Overdue Reinsurance from Unauthorized Reinsurers and Amounts in Dispute (Col. 70 + 20% of the Amount in Col. 16)			Provision for Amounts Ceded to Authorized and Reciprocal Jurisdiction Reinsurers (Cols. 73 + 74)	Provision for Amounts Ceded to Unauthorized Reinsurers (Cols. 71 + 72 Not in Excess of Col. 15)	Provision for Amounts Ceded to Certified Reinsurers (Cols. 64 + 69)	Total Provision for Reinsurance (Cols. 75 + 76 + 77)
5699999. Total Reciprocal Jurisdiction Excluding Protected Cells (Sum of 5099999, 5199999, 5299999, 5399999 and 5499999)			XXX	XXX				XXX	XXX	
5799999. Total Authorized, Unauthorized, Reciprocal Jurisdiction and Certified Excluding Protected Cells (Sum of 1499999, 2899999, 4299999 and 5699999)		410	1,853	124	4,680	39	4,718	1,977		6,695
5899999. Total Protected Cells (Sum of 1399999, 2799999, 4199999 and 5599999)										
9999999 Totals		410	1,853	124	4,680	39	4,718	1,977		6,695

ANNUAL STATEMENT FOR THE YEAR 2023 OF THE SCOTTSDALE INSURANCE COMPANY

SCHEDULE F - PART 4

Issuing or Confirming Banks for Letters of Credit from Schedule F, Part 3 (\$000 Omitted)

1 Issuing or Confirming Bank Reference Number Used in Col. 23 of Sch F Part 3	2 Letters of Credit Code	3 American Bankers Association (ABA) Routing Number	4 Issuing or Confirming Bank Name	5 Letters of Credit Amount
0001	1.....	121042882	Wells Fargo Bank, N.A.	1,000
0002	1.....	26009632	Bank Of Tokyo-Mitsubishi Ufj Ltd	450
0003	3.....	67004764	Citibank, N.A. (Citicorp)	1,804
0003	3.....	121000248	Wells Fargo Bank, National Association	5
0004	1.....	67004764	Citibank, N.A. (Citicorp)	1,196
0005	1.....	67004764	Citibank, N.A. (Citicorp)	735
0006	1.....	67004764	Citibank, N.A. (Citicorp)	13
0007	1.....	71108559	Bank Of Springfield	9,200
0008	1.....	91000022	U S Bank National Association	199
0009	1.....	26005319	Intesa Sanpaolo S.P.A	107
0010	1.....	113024821	Comerica Bank	10
0011	3.....	67004764	Citibank, N.A. (Citicorp)	737
0011	3.....	26009632	Mufg Bank Ltd	86
0012	1.....	2600873	Credit Agricole Corporate And Investment	63
0013	1.....	26008536	Unicredit Bank Ag	183
0014	1.....	11200022	Keybank National Association	7,548
0015	1.....	122041594	Sumitomo Mitsui Banking Corporation	4,573
0016	1.....	67004764	Citibank, N.A. (Citicorp)	26
0017	1.....	26004307	Mizuho Bank, Ltd. New York Branch	3,536
0018	1.....	67004764	Citibank, N.A. (Citicorp)	5
0019	1.....	67004764	Citibank, N.A. (Citicorp)	7
Total				31,483

ANNUAL STATEMENT FOR THE YEAR 2023 OF THE SCOTTSDALE INSURANCE COMPANY

SCHEDULE F - PART 5

Interrogatories for Schedule F, Part 3 (000 Omitted)

A. Report the five largest provisional commission rates included in the cedant's reinsurance treaties. The commission rate to be reported is by contract with ceded premium in excess of \$50,000:

	1	2	3
	Name of Reinsurer	Commission Rate	Ceded Premium
1.
2.
3.
4.
5.

B. Report the five largest reinsurance recoverables reported in Schedule F, Part 3, Column 15, due from any one reinsurer (based on the total recoverables, Schedule F, Part 3,Line 9999999, Column 15), the amount of ceded premium, and indicate whether the recoverables are due from an affiliated insurer.

	1	2	3	4
	Name of Reinsurer	Total Recoverables	Ceded Premiums	Affiliated
6.	Nationwide Mutual Insurance Company	9,302,688	4,675,729	Yes [X] No []
7.	Munich Reins Amer Inc	68,669	14	Yes [] No [X]
8.	Markel Global Reins Co	53,014	43	Yes [] No [X]
9.	Endurance Assur Corp	42,244	27	Yes [] No [X]
10.	Transatlantic Reins Co	35,679	18	Yes [] No [X]

NOTE: Disclosure of the five largest provisional commission rates should exclude mandatory pools and joint underwriting associations.

ANNUAL STATEMENT FOR THE YEAR 2023 OF THE SCOTTSDALE INSURANCE COMPANY

SCHEDULE F - PART 6

Restatement of Balance Sheet to Identify Net Credit for Reinsurance

	1 As Reported (Net of Ceded)	2 Restatement Adjustments	3 Restated (Gross of Ceded)
ASSETS (Page 2, Col. 3)			
1. Cash and invested assets (Line 12)	205,203,968		205,203,968
2. Premiums and considerations (Line 15)	804,891,121		804,891,121
3. Reinsurance recoverable on loss and loss adjustment expense payments (Line 16.1)	208,832,130	(208,832,130)	
4. Funds held by or deposited with reinsured companies (Line 16.2)	558,233		558,233
5. Other assets	99,420,518	3,041,396	102,461,914
6. Net amount recoverable from reinsurers		8,811,181,174	8,811,181,174
7. Protected cell assets (Line 27)			
8. Totals (Line 28)	1,318,905,970	8,605,390,440	9,924,296,410
LIABILITIES (Page 3)			
9. Losses and loss adjustment expenses (Lines 1 through 3)	115,593,121	7,308,024,712	7,423,617,833
10. Taxes, expenses, and other obligations (Lines 4 through 8)	3,729,822	35,517,786	39,247,608
11. Unearned premiums (Line 9)		2,248,740,898	2,248,740,898
12. Advance premiums (Line 10)			
13. Dividends declared and unpaid (Line 11.1 and 11.2)			
14. Ceded reinsurance premiums payable (net of ceding commissions (Line 12)	979,596,073	(979,596,078)	(5)
15. Funds held by company under reinsurance treaties (Line 13)	601,679	(601,679)	
16. Amounts withheld or retained by company for account of others (Line 14)			
17. Provision for reinsurance (Line 16)	6,695,200	(6,695,200)	
18. Other liabilities	40,382,369		40,382,369
19. Total liabilities excluding protected cell business (Line 26)	1,146,598,264	8,605,390,439	9,751,988,703
20. Protected cell liabilities (Line 27)			
21. Surplus as regards policyholders (Line 37)	172,307,706	XXX	172,307,706
22. Totals (Line 38)	1,318,905,970	8,605,390,439	9,924,296,409

NOTE: Is the restatement of this exhibit the result of grossing up balances ceded to affiliates under 100 percent reinsurance or pooling arrangements? Yes [X] No []

If yes, give full explanation: See Notes to Financial Statements #26

SCHEDULE H - ACCIDENT AND HEALTH EXHIBIT
PART 1 - ANALYSIS OF UNDERWRITING OPERATIONS

	Total		Comprehensive (Hospital and Medical) Individual		Comprehensive (Hospital and Medical) Group		Medicare Supplement		Vision Only		Dental Only		Federal Employees Health Benefits Plan	
	1 Amount	2 %	3 Amount	4 %	5 Amount	6 %	7 Amount	8 %	9 Amount	10 %	11 Amount	12 %	13 Amount	14 %
1. Premiums written		XXX		XXX		XXX		XXX		XXX		XXX		XXX
2. Premiums earned		XXX		XXX		XXX		XXX		XXX		XXX		XXX
3. Incurred claims														
4. Cost containment expenses														
5. Incurred claims and cost containment expenses (Lines 3 and 4)														
6. Increase in contract reserves														
7. Commissions (a)														
8. Other general insurance expenses														
9. Taxes, licenses and fees														
10. Total other expenses incurred														
11. Aggregate write-ins for deductions														
12. Gain from underwriting before dividends or refunds .														
13. Dividends or refunds														
14. Gain from underwriting after dividends or refunds														
DETAILS OF WRITE-INS														
1101.														
1102.														
1103.														
1198. Summary of remaining write-ins for Line 11 from overflow page														
1199. Totals (Lines 1101 thru 1103 plus 1198)(Line 11 above)														

	Medicare Title XVIII		Medicaid Title XIX		Credit A&H		Disability Income		Long-Term Care		Other Health	
	15 Amount	16 %	17 Amount	18 %	19 Amount	20 %	21 Amount	22 %	23 Amount	24 %	25 Amount	26 %
1. Premiums written		XXX		XXX		XXX		XXX		XXX		XXX
2. Premiums earned		XXX		XXX		XXX		XXX		XXX		XXX
3. Incurred claims												
4. Cost containment expenses												
5. Incurred claims and cost containment expenses (Lines 3 and 4)												
6. Increase in contract reserves												
7. Commissions (a)												
8. Other general insurance expenses												
9. Taxes, licenses and fees												
10. Total other expenses incurred												
11. Aggregate write-ins for deductions												
12. Gain from underwriting before dividends or refunds .												
13. Dividends or refunds												
14. Gain from underwriting after dividends or refunds												
DETAILS OF WRITE-INS												
1101.												
1102.												
1103.												
1198. Summary of remaining write-ins for Line 11 from overflow page												
1199. Totals (Lines 1101 thru 1103 plus 1198)(Line 11 above)												

(a) Includes \$ reported as "Contract, membership and other fees retained by agents."

ANNUAL STATEMENT FOR THE YEAR 2023 OF THE SCOTTSDALE INSURANCE COMPANY

SCHEDULE H - ACCIDENT AND HEALTH EXHIBIT (Continued)

PART 2. - RESERVES AND LIABILITIES

	1	2	3	4	5	6	7	8	9	10	11	12	13
	Total	Comprehensive (Hospital and Medical) Individual	Comprehensive (Hospital and Medical) Group	Medicare Supplement	Vision Only	Dental Only	Federal Employees Health Benefits Plan	Medicare Title XVIII	Medicaid Title XIX	Credit A&H	Disability Income	Long-Term Care	Other Health
A. Premium Reserves:													
1. Unearned premiums													
2. Advance premiums													
3. Reserve for rate credits													
4. Total premium reserves, current year													
5. Total premium reserves, prior year													
6. Increase in total premium reserves													
B. Contract Reserves:													
1. Additional reserves (a)													
2. Reserve for future contingent benefits													
3. Total contract reserves, current year													
4. Total contract reserves, prior year													
5. Increase in contract reserves													
C. Claim Reserves and Liabilities:													
1. Total current year													
2. Total prior year													
3. Increase													

PART 3. - TEST OF PRIOR YEAR'S CLAIM RESERVES AND LIABILITIES

	1	2	3	4	5	6	7	8	9	10	11	12	13
	Total	Comprehensive (Hospital and Medical) Individual	Comprehensive (Hospital and Medical) Group	Medicare Supplement	Vision Only	Dental Only	Federal Employees Health Benefits Plan	Medicare Title XVIII	Medicaid Title XIX	Credit A&H	Disability Income	Long-Term Care	Other Health
1. Claims paid during the year:													
1.1 On claims incurred prior to current year													
1.2 On claims incurred during current year													
2. Claim reserves and liabilities, December 31, current year:													
2.1 On claims incurred prior to current year													
2.2 On claims incurred during current year													
3. Test:													
3.1 Lines 1.1 and 2.1													
3.2 Claim reserves and liabilities, December 31, prior year													
3.3 Line 3.1 minus Line 3.2													

PART 4. - REINSURANCE

	1	2	3	4	5	6	7	8	9	10	11	12	13
	Total	Comprehensive (Hospital and Medical) Individual	Comprehensive (Hospital and Medical) Group	Medicare Supplement	Vision Only	Dental Only	Federal Employees Health Benefits Plan	Medicare Title XVIII	Medicaid Title XIX	Credit A&H	Disability Income	Long-Term Care	Other Health
A. Reinsurance Assumed:													
1. Premiums written													
2. Premiums earned													
3. Incurred claims	24,317		(59)										24,376
4. Commissions													
B. Reinsurance Ceded:													
1. Premiums written													
2. Premiums earned													
3. Incurred claims	24,317		(59)										24,376
4. Commissions													

(a) Includes \$ premium deficiency reserve.

ANNUAL STATEMENT FOR THE YEAR 2023 OF THE SCOTTSDALE INSURANCE COMPANY

SCHEDULE H - PART 5 - HEALTH CLAIMS

	1 Comprehensive (Hospital and Medical) Individual	2 Comprehensive (Hospital and Medical) Group	3 Medicare Supplement	4 Vision Only	5 Dental Only	6 Federal Employees Health Benefits Plan	7 Medicare Title XVIII	8 Medicaid Title XIX	9 Credit A&H	10 Disability Income	11 Long-Term Care	12 Other Health	13 Total
A. Direct:													
1. Incurred claims													
2. Beginning claim reserves and liabilities													
3. Ending claim reserves and liabilities													
4. Claims paid													
B. Assumed Reinsurance:													
1. Incurred claims		(59)										24,376	24,317
2. Beginning claim reserves and liabilities													
3. Ending claim reserves and liabilities												9,771	9,771
4. Claims paid		(59)										14,605	14,546
C. Ceded Reinsurance:													
1. Incurred claims		(59)										24,376	24,317
2. Beginning claim reserves and liabilities													
3. Ending claim reserves and liabilities												9,771	9,771
4. Claims paid		(59)										14,605	14,546
D. Net:													
1. Incurred claims													
2. Beginning claim reserves and liabilities													
3. Ending claim reserves and liabilities													
4. Claims paid													
E. Net Incurred Claims and Cost Containment Expenses:													
1. Incurred claims and cost containment expenses													
2. Beginning reserves and liabilities													
3. Ending reserves and liabilities													
4. Paid claims and cost containment expenses													

Schedule P - Part 1A - Homeowners/Farmowners

N O N E

Schedule P - Part 1B - Private Passenger Auto Liability/Medical

N O N E

Schedule P - Part 1C - Commercial Auto/Truck Liability/Medical

N O N E

Schedule P - Part 1D - Workers' Compensation (Excluding Excess Workers' Compensation)

N O N E

Schedule P - Part 1E - Commercial Multiple Peril

N O N E

Schedule P - Part 1F - Section 1 - Medical Professional Liability - Occurrence

N O N E

Schedule P - Part 1F - Section 2 - Medical Professional Liability - Claims-Made

N O N E

Schedule P - Part 1G - Special Liability (Ocean Marine, Aircraft (all perils), Boiler and Machinery)

N O N E

Schedule P - Part 1H - Section 1 - Other Liability - Occurrence

N O N E

Schedule P - Part 1H - Section 2 - Other Liability - Claims-Made

N O N E

Schedule P - Part 1I - Special Property (Fire, Allied Lines...)

N O N E

Schedule P - Part 1J - Auto Physical Damage

N O N E

Schedule P - Part 1K - Fidelity/Surety

N O N E

Schedule P - Part 1L - Other (Including Credit, Accident and Health)

N O N E

Schedule P - Part 1M - International

N O N E

Schedule P - Part 1N - Reinsurance - Nonproportional Assumed Property

N O N E

Schedule P - Part 1O - Reinsurance - Nonproportional Assumed Liability

N O N E

Schedule P - Part 1P - Reinsurance - Nonproportional Assumed Financial Lines

N O N E

Schedule P - Part 1R - Section 1 - Products Liability - Occurrence

N O N E

Schedule P - Part 1R - Section 2 - Products Liability - Claims-Made

N O N E

Schedule P - Part 1S - Financial Guaranty/Mortgage Guaranty

N O N E

Schedule P - Part 1T - Warranty

N O N E

Schedule P - Part 2A - Homeowners/Farmowners

N O N E

Schedule P - Part 2B - Private Passenger Auto Liability/Medical

N O N E

Schedule P - Part 2C - Commercial Auto/Truck Liability/Medical

N O N E

Schedule P - Part 2D - Workers' Compensation (Excluding Excess Workers' Compensation)

N O N E

Schedule P - Part 2E - Commercial Multiple Peril

N O N E

Schedule P - Part 2F - Section 1 - Medical Professional Liability - Occurrence

N O N E

Schedule P - Part 2F - Section 2 - Medical Professional Liability - Claims-Made

N O N E

Schedule P - Part 2G - Special Liability (Ocean Marine, Aircraft (all perils), Boiler and Machinery)

N O N E

Schedule P - Part 2H - Section 1 - Other Liability - Occurrence

N O N E

Schedule P - Part 2H - Section 2- Other Liability - Claims-Made

N O N E

Schedule P - Part 2I - Special Property

N O N E

Schedule P - Part 2J - Auto Physical Damage

N O N E

Schedule P - Part 2K - Fidelity/Surety

N O N E

Schedule P - Part 2L - Other (Including Credit, Accident and Health)

N O N E

Schedule P - Part 2M - International

N O N E

Schedule P - Part 2N - Reinsurance - Nonproportional Assumed Property

N O N E

Schedule P - Part 2O - Reinsurance - Nonproportional Assumed Liability

N O N E

Schedule P - Part 2P - Reinsurance - Nonproportional Assumed Financial Lines

N O N E

Schedule P - Part 2R - Section 1 - Products Liability - Occurrence

N O N E

Schedule P - Part 2R - Section 2 - Products Liability - Claims-Made

N O N E

Schedule P - Part 2S - Financial Guaranty/Mortgage Guaranty

N O N E

Schedule P - Part 2T - Warranty

N O N E

Schedule P - Part 3A - Homeowners/Farmowners

N O N E

Schedule P - Part 3B - Private Passenger Auto Liability/Medical

N O N E

Schedule P - Part 3C - Commercial Auto/Truck Liability/Medical

N O N E

Schedule P - Part 3D - Workers' Compensation (Excluding Excess Workers' Compensation)

N O N E

Schedule P - Part 3E - Commercial Multiple Peril

N O N E

Schedule P - Part 3F - Section 1 - Medical Professional Liability - Occurrence

N O N E

Schedule P - Part 3F - Section 2 - Medical Professional Liability - Claims-Made

N O N E

Schedule P - Part 3G - Special Liability

N O N E

Schedule P - Part 3H - Section 1 - Other Liability - Occurrence

N O N E

Schedule P - Part 3H - Section 2 - Other Liability - Claims-Made

N O N E

Schedule P - Part 3I - Special Property

N O N E

Schedule P - Part 3J - Auto Physical Damage

N O N E

Schedule P - Part 3K - Fidelity/Surety

N O N E

Schedule P - Part 3L - Other (Including Credit, Accident and Health)

N O N E

Schedule P - Part 3M - International

N O N E

Schedule P - Part 3N - Reinsurance - Nonproportional Assumed Property

N O N E

Schedule P - Part 3O - Reinsurance - Nonproportional Assumed Liability

N O N E

Schedule P - Part 3P - Reinsurance - Nonproportional Assumed Financial Lines

N O N E

Schedule P - Part 3R - Section 1 - Product Liability - Occurrence

N O N E

Schedule P - Part 3R - Section 2 - Product Liability - Claims-Made

N O N E

Schedule P - Part 3S - Financial Guaranty/Mortgage Guaranty

N O N E

Schedule P - Part 3T - Warranty

N O N E

Schedule P - Part 4A - Homeowners/Farmowners

N O N E

Schedule P - Part 4B - Private Passenger Auto Liability/Medical

N O N E

Schedule P - Part 4C - Commercial Auto/Truck Liability/Medical

N O N E

Schedule P - Part 4D - Workers' Compensation (Excluding Excess Workers' Compensation)

N O N E

Schedule P - Part 4E - Commercial Multiple Peril

N O N E

Schedule P - Part 4F - Section 1 - Medical Professional Liability - Occurrence

N O N E

Schedule P - Part 4F - Section 2 - Medical Professional Liability - Claims-Made

N O N E

Schedule P - Part 4G - Special Liability

N O N E

Schedule P - Part 4H - Section 1 - Other Liability - Occurrence

N O N E

Schedule P - Part 4H - Section 2 - Other Liability - Claims-Made

N O N E

Schedule P - Part 4I - Special Property

N O N E

Schedule P - Part 4J - Auto Physical Damage

N O N E

Schedule P - Part 4K - Fidelity/Surety

N O N E

Schedule P - Part 4L - Other (Including Credit, Accident and Health)

N O N E

Schedule P - Part 4M - International

N O N E

Schedule P - Part 4N - Reinsurance - Nonproportional Assumed Property

N O N E

Schedule P - Part 4O - Reinsurance - Nonproportional Assumed Liability

N O N E

Schedule P - Part 4P - Reinsurance - Nonproportional Assumed Financial Lines

N O N E

Schedule P - Part 4R - Section 1 - Products Liability - Occurrence

N O N E

Schedule P - Part 4R - Section 2 - Products Liability - Claims-Made

N O N E

Schedule P - Part 4S - Financial Guaranty/Mortgage Guaranty

N O N E

Schedule P - Part 4T - Warranty

N O N E

Schedule P - Part 5A - Homeowners/Farmowners - Section 1

N O N E

Schedule P - Part 5A - Homeowners/Farmowners - Section 2

N O N E

Schedule P - Part 5A - Homeowners/Farmowners - Section 3

N O N E

Schedule P - Part 5B - Private Passenger Auto Liability/Medical - Section 1

N O N E

Schedule P - Part 5B - Private Passenger Auto Liability/Medical - Section 2

N O N E

Schedule P - Part 5B - Private Passenger Auto Liability/Medical - Section 3

N O N E

Schedule P - Part 5C - Commercial Auto/Truck Liability/Medical - Section 1

N O N E

Schedule P - Part 5C - Commercial Auto/Truck Liability/Medical - Section 2

N O N E

Schedule P - Part 5C - Commercial Auto/Truck Liability/Medical - Section 3

N O N E

Schedule P-Part 5D-Workers' Compensation (Excluding Excess Workers' Compensation)-Section 1

N O N E

Schedule P-Part 5D-Workers' Compensation (Excluding Excess Workers' Compensation)-Section 2
N O N E

Schedule P-Part 5D-Workers' Compensation (Excluding Excess Workers' Compensation)-Section 3
N O N E

Schedule P - Part 5E - Commercial Multiple Peril - Section 1
N O N E

Schedule P - Part 5E - Commercial Multiple Peril - Section 2
N O N E

Schedule P - Part 5E - Commercial Multiple Peril - Section 3
N O N E

Schedule P - Part 5F - Medical Professional Liability - Occurrence - Section 1A
N O N E

Schedule P - Part 5F - Medical Professional Liability - Occurrence - Section 2A
N O N E

Schedule P - Part 5F - Medical Professional Liability - Occurrence - Section 3A
N O N E

Schedule P - Part 5F - Medical Professional Liability - Claims-Made - Section 1B
N O N E

Schedule P - Part 5F - Medical Professional Liability - Claims-Made - Section 2B
N O N E

Schedule P - Part 5F - Medical Professional Liability - Claims-Made - Section 3B
N O N E

Schedule P - Part 5H - Other Liability - Occurrence - Section 1A
N O N E

Schedule P - Part 5H - Other Liability - Occurrence - Section 2A
N O N E

Schedule P - Part 5H - Other Liability - Occurrence - Section 3A
N O N E

Schedule P - Part 5H - Other Liability - Claims-Made - Section 1B

N O N E

Schedule P - Part 5H - Other Liability - Claims-Made - Section 2B

N O N E

Schedule P - Part 5H - Other Liability - Claims-Made - Section 3B

N O N E

Schedule P - Part 5R - Products Liability - Occurrence - Section 1A

N O N E

Schedule P - Part 5R - Products Liability - Occurrence - Section 2A

N O N E

Schedule P - Part 5R - Products Liability - Occurrence - Section 3A

N O N E

Schedule P - Part 5R - Products Liability - Claims-Made - Section 1B

N O N E

Schedule P - Part 5R - Products Liability - Claims-Made - Section 2B

N O N E

Schedule P - Part 5R - Products Liability - Claims-Made - Section 3B

N O N E

Schedule P - Part 5T - Warranty - Section 1

N O N E

Schedule P - Part 5T - Warranty - Section 2

N O N E

Schedule P - Part 5T - Warranty - Section 3

N O N E

Schedule P - Part 6C - Commercial Auto/Truck Liability/Medical - Section 1

N O N E

Schedule P - Part 6C - Commercial Auto/Truck Liability/Medical - Section 2

N O N E

Schedule P-Part 6D-Workers' Compensation (Excluding Excess Workers' Compensation)-Section 1
N O N E

Schedule P-Part 6D-Workers' Compensation (Excluding Excess Workers' Compensation)-Section 2
N O N E

Schedule P - Part 6E - Commercial Multiple Peril - Section 1
N O N E

Schedule P - Part 6E - Commercial Multiple Peril - Section 2
N O N E

Schedule P - Part 6H - Other Liability - Occurrence - Section 1A
N O N E

Schedule P - Part 6H - Other Liability - Occurrence - Section 2A
N O N E

Schedule P - Part 6H - Other Liability - Claims-Made - Section 1B
N O N E

Schedule P - Part 6H - Other Liability - Claims-Made - Section 2B
N O N E

Schedule P - Part 6M - International - Section 1
N O N E

Schedule P - Part 6M - International - Section 2
N O N E

Schedule P - Part 6N- Reinsurance A - Nonproportional Assumed Property - Section 1
N O N E

Schedule P - Part 6N- Reinsurance A - Nonproportional Assumed Property - Section 2
N O N E

Schedule P - Part 6O - Reinsurance B - Nonproportional Liability - Section 1
N O N E

Schedule P - Part 6O - Reinsurance B - Nonproportional Assumed Liability - Section 2
N O N E

Schedule P - Part 6R - Products Liability - Occurrence - Section 1A

N O N E

Schedule P - Part 6R - Products Liability - Occurrence - Section 2A

N O N E

Schedule P - Part 6R - Products Liability - Claims-Made - Section 1B

N O N E

Schedule P - Part 6R - Products Liability - Claims-Made - Section 2B

N O N E

Schedule P - Part 7A - Section 1 - Primary Loss Sensitive Contracts

N O N E

Schedule P - Part 7A - Section 2 - Primary Loss Sensitive Contracts

N O N E

Schedule P - Part 7A - Section 3 - Primary Loss Sensitive Contracts

N O N E

Schedule P - Part 7A - Section 4 - Primary Loss Sensitive Contracts

N O N E

Schedule P - Part 7A - Section 5 - Primary Loss Sensitive Contracts

N O N E

Schedule P - Part 7B - Section 1 - Reinsurance Loss Sensitive Contracts

N O N E

Schedule P - Part 7B - Section 2 - Reinsurance Loss Sensitive Contracts

N O N E

Schedule P - Part 7B - Section 3 - Reinsurance Loss Sensitive Contracts

N O N E

Schedule P - Part 7B - Section 4 - Reinsurance Loss Sensitive Contracts

N O N E

Schedule P - Part 7B - Section 5 - Reinsurance Loss Sensitive Contracts

N O N E

Schedule P - Part 7B - Section 6 - Reinsurance Loss Sensitive Contracts

N O N E

Schedule P - Part 7B - Section 7 - Reinsurance Loss Sensitive Contracts

N O N E

SCHEDULE P INTERROGATORIES

1. The following questions relate to yet-to-be-issued Extended Reporting Endorsements (EREs) arising from Death, Disability, or Retirement (DDR) provisions in Medical Professional Liability Claims Made insurance policies. EREs provided for reasons other than DDR are not to be included.
- 1.1 Does the company issue Medical Professional Liability Claims Made insurance policies that provide tail (also known as an extended reporting endorsement, or “ERE”) benefits in the event of Death, Disability, or Retirement (DDR) at a reduced charge or at no additional cost? Yes [] No [☒]
If the answer to question 1.1 is “no”, leave the following questions blank. If the answer to question 1.1 is “yes”, please answer the following questions:
- 1.2 What is the total amount of the reserve for that provision (DDR Reserve), as reported, explicitly or not, elsewhere in this statement (in dollars)?\$
- 1.3 Does the company report any DDR reserve as Unearned Premium Reserve per SSAP #65? Yes [] No []
- 1.4 Does the company report any DDR reserve as loss or loss adjustment expense reserve? Yes [] No []
- 1.5 If the company reports DDR reserve as Unearned Premium Reserve, does that amount match the figure on the Underwriting and Investment Exhibit, Part 1A - Recapitulation of all Premiums (Page 7) Column 2, Lines 11.1 plus 11.2? Yes [] No [] N/A []
- 1.6 If the company reports DDR reserve as loss or loss adjustment expense reserve, please complete the following table corresponding to where these reserves are reported in Schedule P:

Years in Which Premiums Were Earned and Losses Were Incurred	DDR Reserve Included in Schedule P, Part 1F, Medical Professional Liability Column 24: Total Net Losses and Expenses Unpaid	
	1 Section 1: Occurrence	2 Section 2: Claims-Made
1.601 Prior
1.602 2014
1.603 2015
1.604 2016
1.605 2017
1.606 2018
1.607 2019
1.608 2020.....
1.609 2021.....
1.610 2022.....
1.611 2023.....
1.612 Totals		

2. The definition of allocated loss adjustment expenses (ALAE) and, therefore, unallocated loss adjustment expenses (ULAE) was changed effective January 1, 1998. This change in definition applies to both paid and unpaid expenses. Are these expenses (now reported as “Defense and Cost Containment” and “Adjusting and Other”) reported in compliance with these definitions in this statement? Yes [☒] No []
3. The Adjusting and Other expense payments and reserves should be allocated to the years in which the losses were incurred based on the number of claims reported, closed and outstanding in those years. When allocating Adjusting and Other expense between companies in a group or a pool, the Adjusting and Other expense should be allocated in the same percentage used for the loss amounts and the claim counts. For reinsurers, Adjusting and Other expense assumed should be reported according to the reinsurance contract. For Adjusting and Other expense incurred by reinsurers, or in those situations where suitable claim count information is not available, Adjusting and Other expense should be allocated by a reasonable method determined by the company and described in Interrogatory 7, below. Are they so reported in this Statement? Yes [☒] No []
4. Do any lines in Schedule P include reserves that are reported gross of any discount to present value of future payments, and that are reported net of such discounts on Page 10? Yes [] No [☒]

If yes, proper disclosure must be made in the Notes to Financial Statements, as specified in the Instructions. Also, the discounts must be reported in Schedule P - Part 1, Columns 32 and 33. Schedule P must be completed gross of non-tabular discounting. Work papers relating to discount calculations must be available for examination upon request.
Discounting is allowed only if expressly permitted by the state insurance department to which this Annual Statement is being filed.
5. What were the net premiums in force at the end of the year for:
(in thousands of dollars)

5.1 Fidelity
5.2 Surety
6. Claim count information is reported per claim or per claimant (Indicate which) per claim.....
If not the same in all years, explain in Interrogatory 7.
- 7.1 The information provided in Schedule P will be used by many persons to estimate the adequacy of the current loss and expense reserves, among other things. Are there any especially significant events, coverage, retention or accounting changes that have occurred that must be considered when making such analyses? Yes [] No [☒]
- 7.2 (An extended statement may be attached.)
.....

SCHEDULE T - PART 2
INTERSTATE COMPACT - EXHIBIT OF PREMIUMS WRITTEN

Allocated by States and Territories

			Direct Business Only					
			1	2	3	4	5	6
States, Etc.			Life (Group and Individual)	Annuities (Group and Individual)	Disability Income (Group and Individual)	Long-Term Care (Group and Individual)	Deposit-Type Contracts	Totals
1.	Alabama	AL						
2.	Alaska	AK						
3.	Arizona	AZ						
4.	Arkansas	AR						
5.	California	CA						
6.	Colorado	CO						
7.	Connecticut	CT						
8.	Delaware	DE						
9.	District of Columbia	DC						
10.	Florida	FL						
11.	Georgia	GA						
12.	Hawaii	HI						
13.	Idaho	ID						
14.	Illinois	IL						
15.	Indiana	IN						
16.	Iowa	IA						
17.	Kansas	KS						
18.	Kentucky	KY						
19.	Louisiana	LA						
20.	Maine	ME						
21.	Maryland	MD						
22.	Massachusetts	MA						
23.	Michigan	MI						
24.	Minnesota	MN						
25.	Mississippi	MS						
26.	Missouri	MO						
27.	Montana	MT						
28.	Nebraska	NE						
29.	Nevada	NV						
30.	New Hampshire	NH						
31.	New Jersey	NJ						
32.	New Mexico	NM						
33.	New York	NY						
34.	North Carolina	NC						
35.	North Dakota	ND						
36.	Ohio	OH						
37.	Oklahoma	OK						
38.	Oregon	OR						
39.	Pennsylvania	PA						
40.	Rhode Island	RI						
41.	South Carolina	SC						
42.	South Dakota	SD						
43.	Tennessee	TN						
44.	Texas	TX						
45.	Utah	UT						
46.	Vermont	VT						
47.	Virginia	VA						
48.	Washington	WA						
49.	West Virginia	WV						
50.	Wisconsin	WI						
51.	Wyoming	WY						
52.	American Samoa	AS						
53.	Guam	GU						
54.	Puerto Rico	PR						
55.	U.S. Virgin Islands	VI						
56.	Northern Mariana Islands	MP						
57.	Canada	CAN						
58.	Aggregate Other Alien	OT						
59.	Total							

NONE

ANNUAL STATEMENT FOR THE YEAR 2023 OF THE SCOTTSDALE INSURANCE COMPANY

SCHEDULE Y
PART 1A - DETAIL OF INSURANCE HOLDING COMPANY SYSTEM

1	2	3	4	5	6	7	8	9	10	11	12	13	14	15	16
Group Code	Group Name	NAIC Company Code	ID Number	Federal RSSD	CIK	Name of Securities Exchange if Publicly Traded (U.S. or International)	Names of Parent, Subsidiaries Or Affiliates	Domi-ciliary Loca-tion	Relation-ship to Reporting Entity	Directly Controlled by (Name of Entity/Person)	Type of Control (Ownership, Board, Management, Attorney-in-Fact, Influence, Other)	If Control is Owner-ship Provide Percen-tage	Ultimate Controlling Entity(ies)/Person(s)	Is an SCA Filing Re-quired? (Yes/No)	*
. 0140 ...	Nationwide	31-1486309	10 W. Nationwide, LLC OH.....	NIA.....	Nationwide Realty Investors, Ltd.	Ownership.....	100.000 ...	Nationwide Mutual Insurance Company NO.....
. 0140 ...	Nationwide	31-1486309	100 Green Meadows Drive, LLC OH.....	NIA.....	Nationwide Realty Investors, Ltd.	Ownership.....	100.000 ...	Nationwide Mutual Insurance Company NO.....
. 0140 ...	Nationwide	31-1486309	1000 Yard Street, LLC OH.....	NIA.....	Nationwide Realty Investors, Ltd.	Ownership.....	100.000 ...	Nationwide Mutual Insurance Company NO.....
. 0140 ...	Nationwide	31-1486309	1015 Long Street, LLC OH.....	NIA.....	Nationwide Realty Investors, Ltd.	Ownership.....	100.000 ...	Nationwide Mutual Insurance Company NO.....
. 0140 ...	Nationwide	31-1486309	1050 Yard Street, LLC OH.....	NIA.....	Nationwide Realty Investors, Ltd.	Ownership.....	100.000 ...	Nationwide Mutual Insurance Company NO.....
. 0140 ...	Nationwide	31-1486309	1125 Rail Street, LLC OH.....	NIA.....	Nationwide Realty Investors, Ltd.	Ownership.....	100.000 ...	Nationwide Mutual Insurance Company NO.....
. 0140 ...	Nationwide	31-1733036	120 Acre Partners, LLC DE.....	NIA.....	Nationwide Realty Investors, Ltd.	Ownership.....	95.000 ...	Nationwide Mutual Insurance Company NO.....	1
. 0140 ...	Nationwide	20-4939866	1125 Yard Street, LLC OH.....	NIA.....	NRI Equity Land Investments, LLC	Ownership.....	100.000 ...	Nationwide Mutual Insurance Company NO.....
. 0140 ...	Nationwide	20-4939867	1175 Bobcat, LLC OH.....	NIA.....	NRI Equity Land Investments, LLC	Ownership.....	100.000 ...	Nationwide Mutual Insurance Company NO.....
. 0140 ...	Nationwide	26-2451988	1492 Capital, LLC OH.....	NIA.....	Nationwide Mutual Insurance Company	Ownership.....	100.000 ...	Nationwide Mutual Insurance Company NO.....
. 0140 ...	Nationwide	31-1486309	111 Rivulon Boulevard, LLC OH.....	NIA.....	NRI-Rivulon, LLC	Ownership.....	100.000 ...	Nationwide Mutual Insurance Company NO.....
. 0140 ...	Nationwide	31-1486309	155 Rivulon Boulevard, LLC OH.....	NIA.....	NRI-Rivulon, LLC	Ownership.....	100.000 ...	Nationwide Mutual Insurance Company NO.....
. 0140 ...	Nationwide	31-1486309	161 Rivulon Boulevard, LLC OH.....	NIA.....	NRI-Rivulon, LLC	Ownership.....	100.000 ...	Nationwide Mutual Insurance Company NO.....
. 0140 ...	Nationwide	31-1580283	170 Marconi, LLC OH.....	NIA.....	NWD Investments, LLC	Ownership.....	100.000 ...	Nationwide Mutual Insurance Company NO.....
. 0140 ...	Nationwide	38-4118665	220 Vine St., LLC OH.....	NIA.....	NWD HP, LLC	Ownership.....	100.000 ...	Nationwide Mutual Insurance Company NO.....
. 0140 ...	Nationwide	31-1580283	245 Parks Edge Place, LLC OH.....	NIA.....	NWD Investments, LLC	Ownership.....	100.000 ...	Nationwide Mutual Insurance Company NO.....
. 0140 ...	Nationwide	31-1486309	275 Rivulon Boulevard, LLC OH.....	NIA.....	NRI-Rivulon, LLC	Ownership.....	100.000 ...	Nationwide Mutual Insurance Company NO.....
. 0140 ...	Nationwide	31-1486309	300 Rivulon Boulevard, LLC OH.....	NIA.....	NRI-Rivulon, LLC	Ownership.....	100.000 ...	Nationwide Mutual Insurance Company NO.....
. 0140 ...	Nationwide	31-1486309	310 Rivulon Boulevard, LLC OH.....	NIA.....	NRI-Rivulon, LLC	Ownership.....	100.000 ...	Nationwide Mutual Insurance Company NO.....
. 0140 ...	Nationwide	31-1486309	343 N. Front, LLC OH.....	NIA.....	Nationwide Realty Investors, Ltd.	Ownership.....	100.000 ...	Nationwide Mutual Insurance Company NO.....
. 0140 ...	Nationwide	31-1486309	400 Rivulon Boulevard, LLC OH.....	NIA.....	NRI-Rivulon, LLC	Ownership.....	100.000 ...	Nationwide Mutual Insurance Company NO.....
. 0140 ...	Nationwide	31-1580283	400 West Nationwide Boulevard, LLC OH.....	NIA.....	NWD Investments, LLC	Ownership.....	100.000 ...	Nationwide Mutual Insurance Company NO.....
. 0140 ...	Nationwide	31-1486309	410 Rivulon Boulevard, LLC OH.....	NIA.....	NRI-Rivulon, LLC	Ownership.....	100.000 ...	Nationwide Mutual Insurance Company NO.....
. 0140 ...	Nationwide	31-1580283	425 West Nationwide Boulevard, LLC OH.....	NIA.....	NWD Investments, LLC	Ownership.....	100.000 ...	Nationwide Mutual Insurance Company NO.....
. 0140 ...	Nationwide	31-1486309	44 Chestnut, LLC OH.....	NIA.....	Nationwide Realty Investors, Ltd.	Ownership.....	100.000 ...	Nationwide Mutual Insurance Company NO.....
. 0140 ...	Nationwide	38-4118665	500 Neil Avenue, LLC OH.....	NIA.....	NWD HP, LLC	Ownership.....	100.000 ...	Nationwide Mutual Insurance Company NO.....
. 0140 ...	Nationwide	38-4118665	515 Kilbourne Street, LLC OH.....	NIA.....	NWD HP, LLC	Ownership.....	100.000 ...	Nationwide Mutual Insurance Company NO.....
. 0140 ...	Nationwide	87-1954007	525 Cleveland Avenue, LLC OH.....	NIA.....	Nationwide Financial Services, Inc.	Ownership.....	100.000 ...	Nationwide Mutual Insurance Company NO.....
. 0140 ...	Nationwide	31-1486309	75 Rivulon Boulevard, LLC OH.....	NIA.....	NRI-Rivulon, LLC	Ownership.....	100.000 ...	Nationwide Mutual Insurance Company NO.....
. 0140 ...	Nationwide	20-4939866	775 Yard Street, LLC OH.....	NIA.....	NRI Equity Land Investments, LLC	Ownership.....	100.000 ...	Nationwide Mutual Insurance Company NO.....
. 0140 ...	Nationwide	20-4939866	777 Swan Street, LLC OH.....	NIA.....	NRI Equity Land Investments, LLC	Ownership.....	100.000 ...	Nationwide Mutual Insurance Company NO.....
. 0140 ...	Nationwide	20-4939866	780 Yard Street, LLC OH.....	NIA.....	NRI Equity Land Investments, LLC	Ownership.....	100.000 ...	Nationwide Mutual Insurance Company NO.....
. 0140 ...	Nationwide	20-4939866	795 Rail Street, LLC OH.....	NIA.....	NRI Equity Land Investments, LLC	Ownership.....	100.000 ...	Nationwide Mutual Insurance Company NO.....
. 0140 ...	Nationwide	20-4939866	800 Bobcat Avenue, LLC OH.....	NIA.....	NRI Equity Land Investments, LLC	Ownership.....	100.000 ...	Nationwide Mutual Insurance Company NO.....
. 0140 ...	Nationwide	20-4939866	800 Goodale Boulevard, LLC OH.....	NIA.....	NRI Equity Land Investments, LLC	Ownership.....	100.000 ...	Nationwide Mutual Insurance Company NO.....
. 0140 ...	Nationwide	20-4939866	800 Yard Street, LLC OH.....	NIA.....	NRI Equity Land Investments, LLC	Ownership.....	100.000 ...	Nationwide Mutual Insurance Company NO.....
. 0140 ...	Nationwide	20-4939866	805 Bobcat Avenue, LLC OH.....	NIA.....	GVY Residential, LLC	Ownership.....	100.000 ...	Nationwide Mutual Insurance Company NO.....
. 0140 ...	Nationwide	20-4939866	808 Yard Street, LLC OH.....	NIA.....	GVY Residential, LLC	Ownership.....	100.000 ...	Nationwide Mutual Insurance Company NO.....
. 0140 ...	Nationwide	20-4939866	820 Goodale Boulevard, LLC OH.....	NIA.....	NRI Equity Land Investments, LLC	Ownership.....	100.000 ...	Nationwide Mutual Insurance Company NO.....
. 0140 ...	Nationwide	20-4939866	822 Williams Avenue, LLC OH.....	NIA.....	GVY Residential, LLC	Ownership.....	100.000 ...	Nationwide Mutual Insurance Company NO.....
. 0140 ...	Nationwide	20-4939866	825 Junction Way, LLC OH.....	NIA.....	GVY Residential, LLC	Ownership.....	100.000 ...	Nationwide Mutual Insurance Company NO.....
. 0140 ...	Nationwide	20-4939866	828 Bobcat Avenue, LLC OH.....	NIA.....	NRI Equity Land Investments, LLC	Ownership.....	100.000 ...	Nationwide Mutual Insurance Company NO.....
. 0140 ...	Nationwide	20-4939866	840 Third Avenue, LLC OH.....	NIA.....	NRI Equity Land Investments, LLC	Ownership.....	100.000 ...	Nationwide Mutual Insurance Company NO.....
. 0140 ...	Nationwide	20-4939866	840 Yard Street, LLC OH.....	NIA.....	NRI Equity Land Investments, LLC	Ownership.....	100.000 ...	Nationwide Mutual Insurance Company NO.....
. 0140 ...	Nationwide	20-4939866	845 Yard Street, LLC OH.....	NIA.....	GVY Residential, LLC	Ownership.....	100.000 ...	Nationwide Mutual Insurance Company NO.....
. 0140 ...	Nationwide	20-4939866	855 Third Avenue, LLC OH.....	NIA.....	NRI Equity Land Investments, LLC	Ownership.....	100.000 ...	Nationwide Mutual Insurance Company NO.....
. 0140 ...	Nationwide	20-4939866	860 Third Avenue, LLC OH.....	NIA.....	NRI Equity Land Investments, LLC	Ownership.....	100.000 ...	Nationwide Mutual Insurance Company NO.....
. 0140 ...	Nationwide	20-4939866	875 First Avenue, LLC OH.....	NIA.....	GVY Residential, LLC	Ownership.....	100.000 ...	Nationwide Mutual Insurance Company NO.....
. 0140 ...	Nationwide	20-4939866	880 Third Avenue, LLC OH.....	NIA.....	NRI Equity Land Investments, LLC	Ownership.....	100.000 ...	Nationwide Mutual Insurance Company NO.....

ANNUAL STATEMENT FOR THE YEAR 2023 OF THE SCOTTSDALE INSURANCE COMPANY

SCHEDULE Y

PART 1A - DETAIL OF INSURANCE HOLDING COMPANY SYSTEM

1	2	3	4	5	6	7	8	9	10	11	12	13	14	15	16
Group Code	Group Name	NAIC Company Code	ID Number	Federal RSSD	CIK	Name of Securities Exchange if Publicly Traded (U.S. or International)	Names of Parent, Subsidiaries Or Affiliates	Domi-ciliary Location	Relation-ship to Reporting Entity	Directly Controlled by (Name of Entity/Person)	Type of Control (Ownership, Board, Management, Attorney-in-Fact, Influence, Other)	If Control is Ownership Provide Percentage	Ultimate Controlling Entity(ies)/Person(s)	Is an SCA Filing Re-quired? (Yes/No)	*
. 0140 ...	Nationwide	20-4939866	880 Yard Street, LLC OH.....	.. NIA.....	GVY Residential, LLC	Ownership.....	100.000 ...	Nationwide Mutual Insurance Company NO.....
. 0140 ...	Nationwide	20-4939866	895 W. Third Avenue, LLC OH.....	.. NIA.....	NRI Equity Land Investments, LLC	Ownership.....	100.000 ...	Nationwide Mutual Insurance Company NO.....
. 0140 ...	Nationwide	20-4939866	950 Dorchester Way, LLC OH.....	.. NIA.....	GVY Residential, LLC	Ownership.....	100.000 ...	Nationwide Mutual Insurance Company NO.....
. 0140 ...	Nationwide	20-4939866	950 Goodale Boulevard, LLC OH.....	.. NIA.....	NRI Equity Land Investments, LLC	Ownership.....	100.000 ...	Nationwide Mutual Insurance Company NO.....
. 0140 ...	Nationwide	31-1486309	960 Bobcat Avenue, LLC OH.....	.. NIA.....	Nationwide Realty Investors, Ltd.	Ownership.....	100.000 ...	Nationwide Mutual Insurance Company NO.....
. 0140 ...	Nationwide	31-1486309	975 Rail Street, LLC OH.....	.. NIA.....	Nationwide Realty Investors, Ltd.	Ownership.....	100.000 ...	Nationwide Mutual Insurance Company NO.....
. 0140 ...	Nationwide	31-1486309	995 Yard Street, LLC OH.....	.. NIA.....	Nationwide Realty Investors, Ltd.	Ownership.....	100.000 ...	Nationwide Mutual Insurance Company NO.....
. 0140 ...	Nationwide	31-1486309	18615 Claret Drive, LLC OH.....	.. NIA.....	NRI Cavasson, LLC	Ownership.....	100.000 ...	Nationwide Mutual Insurance Company NO.....
. 0140 ...	Nationwide	31-1486309	18655 Claret Drive, LLC OH.....	.. NIA.....	NRI Cavasson, LLC	Ownership.....	100.000 ...	Nationwide Mutual Insurance Company NO.....
. 0140 ...	Nationwide	31-1486309	18700 Hayden Road, LLC OH.....	.. NIA.....	NRI Cavasson, LLC	Ownership.....	100.000 ...	Nationwide Mutual Insurance Company NO.....
. 0140 ...	Nationwide	31-1486309	18750 Hayden Road, LLC OH.....	.. NIA.....	NRI Cavasson, LLC	Ownership.....	100.000 ...	Nationwide Mutual Insurance Company NO.....
. 0140 ...	Nationwide	31-1580283	AD DORA, LLC OH.....	.. NIA.....	NID Investments, LLC	Ownership.....	100.000 ...	Nationwide Mutual Insurance Company NO.....
. 0140 ...	Nationwide	31-1580283	ADTV, LLC OH.....	.. NIA.....	NID Investments, LLC	Ownership.....	100.000 ...	Nationwide Mutual Insurance Company NO.....
. 0140 ...	Nationwide 10127 ..	27-0114983	ALLIED Insurance Company of America OH.....	.. IA.....	Nationwide Mutual Insurance Company	Ownership.....	100.000 ...	Nationwide Mutual Insurance Company NO.....
. 0140 ...	Nationwide 42579 ..	42-1201931	ALLIED Property and Casualty Insurance Company IA.....	.. IA.....	Nationwide Mutual Insurance Company	Ownership.....	100.000 ...	Nationwide Mutual Insurance Company NO.....
. 0140 ...	Nationwide	42-1527863	ALLIED Texas Agency, Inc. TX.....	.. IA.....	AMCO Insurance Company	Ownership.....	100.000 ...	Nationwide Mutual Insurance Company NO.....
. 0140 ...	Nationwide 19100 ..	42-6054959	AMCO Insurance Company IA.....	.. IA.....	Nationwide Mutual Insurance Company	Ownership.....	100.000 ...	Nationwide Mutual Insurance Company NO.....
. 0140 ...	Nationwide	59-1031596	American Marine Underwriters, Inc. FL.....	.. NIA.....	Nationwide Mutual Insurance Company	Ownership.....	100.000 ...	Nationwide Mutual Insurance Company NO.....
. 0140 ...	Nationwide	81-4532504	American Tax Credit Fund 2017-A, LLC OH.....	.. NIA.....	Nationwide Life Insurance Company	Ownership.....	100.000 ...	Nationwide Mutual Insurance Company NO.....
. 0140 ...	Nationwide	82-2001573	American Tax Credit Fund 2017-B, LLC OH.....	.. NIA.....	Nationwide Life Insurance Company	Ownership.....	100.000 ...	Nationwide Mutual Insurance Company NO.....
. 0140 ...	Nationwide	82-4591498	American Tax Credit Fund 2018-A, LLC OH.....	.. NIA.....	Nationwide Life Insurance Company	Ownership.....	100.000 ...	Nationwide Mutual Insurance Company NO.....
. 0140 ...	Nationwide	83-0606592	American Tax Credit Fund 2018-B, LLC OH.....	.. NIA.....	Nationwide Life Insurance Company	Ownership.....	100.000 ...	Nationwide Mutual Insurance Company NO.....
. 0140 ...	Nationwide	83-0620232	American Tax Credit Fund 2018-C, LLC OH.....	.. NIA.....	Nationwide Life Insurance Company	Ownership.....	100.000 ...	Nationwide Mutual Insurance Company NO.....
. 0140 ...	Nationwide	83-3900932	American Tax Credit Fund 2019-A, LLC OH.....	.. NIA.....	Nationwide Life Insurance Company	Ownership.....	100.000 ...	Nationwide Mutual Insurance Company NO.....
. 0140 ...	Nationwide	83-3953721	American Tax Credit Fund 2019-B, LLC OH.....	.. NIA.....	Nationwide Life Insurance Company	Ownership.....	100.000 ...	Nationwide Mutual Insurance Company NO.....
. 0140 ...	Nationwide	84-3443067	American Tax Credit Fund 2020-A, LLC OH.....	.. NIA.....	Nationwide Life Insurance Company	Ownership.....	100.000 ...	Nationwide Mutual Insurance Company NO.....
. 0140 ...	Nationwide	85-2359702	American Tax Credit Fund 2020-B, LLC OH.....	.. NIA.....	Nationwide Life Insurance Company	Ownership.....	100.000 ...	Nationwide Mutual Insurance Company NO.....
. 0140 ...	Nationwide	85-2649655	American Tax Credit Fund 2021-A, LLC (fka American Tax Credit Fund 2020-C, LLC) OH.....	.. NIA.....	Nationwide Life Insurance Company	Ownership.....	100.000 ...	Nationwide Mutual Insurance Company NO.....
. 0140 ...	Nationwide	86-2502912	American Tax Credit Fund 2021-B, LLC OH.....	.. NIA.....	Nationwide Life Insurance Company	Ownership.....	100.000 ...	Nationwide Mutual Insurance Company NO.....
. 0140 ...	Nationwide	87-1349942	American Tax Credit Fund 2021-C, LLC OH.....	.. NIA.....	Nationwide Life Insurance Company	Ownership.....	100.000 ...	Nationwide Mutual Insurance Company NO.....
. 0140 ...	Nationwide	87-4753681	American Tax Credit Fund 2023-B, LLC (fka American Tax Credit Fund 2022-A, LLC) OH.....	.. NIA.....	Nationwide Life Insurance Company	Ownership.....	100.000 ...	Nationwide Mutual Insurance Company NO.....
. 0140 ...	Nationwide	87-4771309	American Tax Credit Fund 2023-C, LLC (fka American Tax Credit Fund 2022-B, LLC) OH.....	.. NIA.....	Nationwide Life Insurance Company	Ownership.....	100.000 ...	Nationwide Mutual Insurance Company NO.....
. 0140 ...	Nationwide	92-1389304	American Tax Credit Fund 2023-A, LLC OH.....	.. NIA.....	Nationwide Life Insurance Company	Ownership.....	100.000 ...	Nationwide Mutual Insurance Company NO.....
. 0140 ...	Nationwide	31-1580283	Arena District CA I, LLC OH.....	.. NIA.....	NID Investments, LLC	Ownership.....	100.000 ...	Nationwide Mutual Insurance Company NO.....
. 0140 ...	Nationwide	90-0280710	Arena District Owners Association OH.....	.. OTH.....	Other non-Nationwide	n/a	Other non-Nationwide NO.....	2
. 0140 ...	Nationwide	31-1486309	Cavasson Hotel, LLC OH.....	.. NIA.....	Cavasson Hotel Holdings, LLC	Ownership.....	100.000 ...	Nationwide Mutual Insurance Company NO.....
. 0140 ...	Nationwide	31-1486309	Cavasson Hotel Holdings, LLC OH.....	.. NIA.....	NRI Cavasson, LLC	Ownership.....	100.000 ...	Nationwide Mutual Insurance Company NO.....
. 0140 ...	Nationwide	20-1618232	CNRI-Cannonsport Condominium, LLC OH.....	.. NIA.....	CNRI-Cannonsport, LLC	Ownership.....	100.000 ...	Nationwide Mutual Insurance Company NO.....
. 0140 ...	Nationwide	20-1618232	CNRI-Cannonsport, LLC OH.....	.. NIA.....	Nationwide Realty Investors, Ltd.	Ownership.....	100.000 ...	Nationwide Mutual Insurance Company NO.....
. 0140 ...	Nationwide 29262 ..	74-1061659	Colonial County Mutual Insurance Company TX.....	.. IA.....	Other non-Nationwide	contract	Other non-Nationwide NO.....	2
. 0140 ...	Nationwide 18961 ..	68-0066866	Crestbrook Insurance Company OH.....	.. IA.....	Nationwide Mutual Insurance Company	Ownership.....	100.000 ...	Nationwide Mutual Insurance Company NO.....
. 0140 ...	Nationwide	31-1486309	Crewville, Ltd. OH.....	.. NIA.....	Nationwide Realty Investors, Ltd.	Ownership.....	100.000 ...	Nationwide Mutual Insurance Company NO.....
. 0140 ...	Nationwide	84-5052608	Danforth, LLC OH.....	.. NIA.....	Nationwide Mutual Insurance Company	Ownership.....	100.000 ...	Nationwide Mutual Insurance Company NO.....
. 0140 ...	Nationwide 42587 ..	42-1207150	Depositors Insurance Company IA.....	.. IA.....	Nationwide Mutual Insurance Company	Ownership.....	100.000 ...	Nationwide Mutual Insurance Company NO.....
.....	46-4104813	Discover Affordable Housing Investment Fund I LLC OH.....	.. OTH.....	Other non-Nationwide	n/a	0.000	Other non-Nationwide NO.....	2

ANNUAL STATEMENT FOR THE YEAR 2023 OF THE SCOTTSDALE INSURANCE COMPANY

SCHEDULE Y
PART 1A - DETAIL OF INSURANCE HOLDING COMPANY SYSTEM

1	2	3	4	5	6	7	8	9	10	11	12	13	14	15	16
Group Code	Group Name	NAIC Company Code	ID Number	Federal RSSD	CIK	Name of Securities Exchange if Publicly Traded (U.S. or International)	Names of Parent, Subsidiaries Or Affiliates	Domi-ciliary Location	Relation-ship to Reporting Entity	Directly Controlled by (Name of Entity/Person)	Type of Control (Ownership, Board, Management, Attorney-in-Fact, Influence, Other)	If Control is Owner-ship Provide Percen-tage	Ultimate Controlling Entity(ies)/Person(s)	Is an SCA Filing Re-quired? (Yes/No)	*
. 0140 ...	Nationwide	33-0096671	DVM Insurance Agency CA.....	.. NIA.....	Veterinary Pet Insurance Company	Ownership.....	100.000 ...	Nationwide Mutual Insurance Company NO.....
. 0140 ...	Nationwide 15821 ..	47-4523959	Eagle Captive Reinsurance, LLC OH.....	.. IA.....	Nationwide Life Insurance Company	Ownership.....	100.000 ...	Nationwide Mutual Insurance Company NO.....
. 0140 ...	Nationwide	26-3260559	E-Risk Services, L.L.C. DE.....	.. NIA.....	Nationwide Mutual Insurance Company	Ownership.....	100.000 ...	Nationwide Mutual Insurance Company NO.....
. 0140 ...	Nationwide 22209 ..	75-6013587	Freedom Specialty Insurance Company OH.....	.. IA.....	Scottsdale Insurance Company	Ownership.....	100.000 ...	Nationwide Mutual Insurance Company NO.....
. 0140 ...	Nationwide	20-4939866	Grandview Yard Hotel Holdings, LLC OH.....	.. NIA.....	NRI Equity Land Investments, LLC	Ownership.....	100.000 ...	Nationwide Mutual Insurance Company NO.....
. 0140 ...	Nationwide	20-4939866	Grandview Yard Hotel, LLC OH.....	.. NIA.....	Grandview Yard Hotel Holdings, LLC	Ownership.....	100.000 ...	Nationwide Mutual Insurance Company NO.....
. 0140 ...	Nationwide	20-4939866	GVY Residential, LLC OH.....	.. NIA.....	NRI Equity Land Investments, LLC	Ownership.....	100.000 ...	Nationwide Mutual Insurance Company NO.....
. 0140 ...	Nationwide 23582 ..	41-0417250	Harleysville Insurance Company OH.....	.. IA.....	Nationwide Mutual Insurance Company	Ownership.....	100.000 ...	Nationwide Mutual Insurance Company NO.....
							Harleysville Insurance Company of New Jersey								
. 0140 ...	Nationwide 42900 ..	23-2253669 NJ.....	.. IA.....	Nationwide Mutual Insurance Company	Ownership.....	100.000 ...	Nationwide Mutual Insurance Company NO.....
. 0140 ...	Nationwide 10674 ..	23-2864924	Harleysville Insurance Company of New York OH.....	.. IA.....	Nationwide Mutual Insurance Company	Ownership.....	100.000 ...	Nationwide Mutual Insurance Company NO.....
. 0140 ...	Nationwide 14516 ..	38-3198542	Harleysville Lake States Insurance Company MI.....	.. IA.....	Nationwide Mutual Insurance Company	Ownership.....	100.000 ...	Nationwide Mutual Insurance Company NO.....
. 0140 ...	Nationwide 35696 ..	23-2384978	Harleysville Preferred Insurance Company OH.....	.. IA.....	Nationwide Mutual Insurance Company	Ownership.....	100.000 ...	Nationwide Mutual Insurance Company NO.....
. 0140 ...	Nationwide 26182 ..	04-1989660	Harleysville Worcester Insurance Company OH.....	.. IA.....	Nationwide Mutual Insurance Company	Ownership.....	100.000 ...	Nationwide Mutual Insurance Company NO.....
. 0140 ...	Nationwide 64017 ..	75-0300900	Jefferson National Life Insurance Company TX.....	.. IA.....	Nationwide Life Insurance Company	Ownership.....	100.000 ...	Nationwide Mutual Insurance Company NO.....
							Jefferson National Life Insurance Company of New York								
. 0140 ...	Nationwide 15727 ..	47-1180302	Jerome Village Company, LLC NY.....	.. IA.....	Jefferson National Life Insurance Company	Ownership.....	100.000 ...	Nationwide Mutual Insurance Company NO.....
. 0140 ...	Nationwide	31-1486309 OH.....	.. NIA.....	Nationwide Realty Investors, Ltd.	Ownership.....	100.000 ...	Nationwide Mutual Insurance Company NO.....
. 0140 ...	Nationwide	74-1395229	Lone Star General Agency, Inc. TX.....	.. IA.....	Nationwide Mutual Insurance Company	Ownership.....	100.000 ...	Nationwide Mutual Insurance Company NO.....
. 0140 ...	Nationwide 11991 ..	38-0865250	National Casualty Company OH.....	.. IA.....	Nationwide Mutual Insurance Company	Ownership.....	100.000 ...	Nationwide Mutual Insurance Company NO.....
. 0140 ...	Nationwide	National Casualty Company of America, Ltd. .	.. GBR.....	.. IA.....	National Casualty Company	Ownership.....	100.000 ...	Nationwide Mutual Insurance Company NO.....
. 0140 ...	Nationwide	42-1154244	Nationwide Advantage Mortgage Company IA.....	.. NIA.....	AMCO Insurance Company	Ownership.....	87.300 ...	Nationwide Mutual Insurance Company YES.....	... 1
										ALLIED Property & Casualty Insurance					
. 0140 ...	Nationwide	42-1154244	Nationwide Advantage Mortgage Company IA.....	.. NIA.....		Ownership.....	8.470 ...	Nationwide Mutual Insurance Company YES.....	... 1
. 0140 ...	Nationwide	42-1154244	Nationwide Advantage Mortgage Company IA.....	.. NIA.....	Depositors Insurance Company	Ownership.....	4.230 ...	Nationwide Mutual Insurance Company YES.....	... 1
. 0140 ...	Nationwide 26093 ..	48-0470690	Nationwide Affinity Insurance Company of America								
							Nationwide Agent Risk Purchasing Group, Inc. (fka On Your Side Nationwide Insurance Agency, Inc.)								
. 0140 ...	Nationwide	47-1923444 OH.....	.. NIA.....	Nationwide Mutual Insurance Company	Ownership.....	100.000 ...	Nationwide Mutual Insurance Company NO.....
. 0140 ...	Nationwide 28223 ..	42-1015537	Nationwide Agribusiness Insurance Company IA.....	.. IA.....	Nationwide Mutual Insurance Company	Ownership.....	100.000 ...	Nationwide Mutual Insurance Company NO.....
. 0140 ...	Nationwide	31-1578869	Nationwide Arena, LLC OH.....	.. NIA.....	NRI Arena, LLC	Ownership.....	90.000 ...	Nationwide Mutual Insurance Company NO.....	... 1
. 0140 ...	Nationwide	20-8670712	Nationwide Asset Management, LLC OH.....	.. NIA.....	Nationwide Mutual Insurance Company	Ownership.....	100.000 ...	Nationwide Mutual Insurance Company NO.....
. 0140 ...	Nationwide 10723 ..	95-0639970	Nationwide Assurance Company OH.....	.. IA.....	Nationwide Mutual Insurance Company	Ownership.....	100.000 ...	Nationwide Mutual Insurance Company NO.....
. 0140 ...	Nationwide	31-1036287	Nationwide Cash Management Company OH.....	.. NIA.....	Nationwide Mutual Insurance Company	Ownership.....	100.000 ...	Nationwide Mutual Insurance Company NO.....
. 0140 ...	Nationwide	31-4416546	Nationwide Corporation OH.....	.. NIA.....	Nationwide Mutual Insurance Company	Ownership.....	100.000 ...	Nationwide Mutual Insurance Company YES.....	... 1
. 0140 ...	Nationwide	31-1667326	Nationwide Financial Assignment Company OH.....	.. NIA.....	Nationwide Life Insurance Company	Ownership.....	100.000 ...	Nationwide Mutual Insurance Company NO.....
. 0140 ...	Nationwide	23-2412039	Nationwide Financial General Agency, Inc. PA.....	.. NIA.....	NFS Distributors, Inc.	Ownership.....	100.000 ...	Nationwide Mutual Insurance Company NO.....
. 0140 ...	Nationwide	31-6554353	Nationwide Financial Services Capital Trust	.. DE.....	.. NIA.....	Nationwide Financial Services, Inc.	Ownership.....	100.000 ...	Nationwide Mutual Insurance Company NO.....
. 0140 ...	Nationwide	31-1486870	Nationwide Financial Services, Inc. DE.....	.. NIA.....	Nationwide Corporation	Ownership.....	100.000 ...	Nationwide Mutual Insurance Company NO.....
. 0140 ...	Nationwide	52-6969857	Nationwide Fund Advisors DE.....	.. NIA.....	Nationwide Financial Services, Inc.	Ownership.....	100.000 ...	Nationwide Mutual Insurance Company NO.....
. 0140 ...	Nationwide	31-1748721	Nationwide Fund Distributors LLC DE.....	.. NIA.....	NFS Distributors, Inc.	Ownership.....	100.000 ...	Nationwide Mutual Insurance Company NO.....
. 0140 ...	Nationwide	31-0900518	Nationwide Fund Management LLC DE.....	.. NIA.....	NFS Distributors, Inc.	Ownership.....	100.000 ...	Nationwide Mutual Insurance Company NO.....
. 0140 ...	Nationwide 23760 ..	31-4425763	Nationwide General Insurance Company OH.....	.. IA.....	Nationwide Mutual Insurance Company	Ownership.....	100.000 ...	Nationwide Mutual Insurance Company NO.....
. 0140 ...	Nationwide 10070 ..	31-1399201	Nationwide Indemnity Company OH.....	.. IA.....	Nationwide Mutual Insurance Company	Ownership.....	100.000 ...	Nationwide Mutual Insurance Company NO.....
. 0140 ...	Nationwide 25453 ..	95-2130882	Nationwide Insurance Company of America OH.....	.. IA.....	Nationwide Mutual Insurance Company	Ownership.....	100.000 ...	Nationwide Mutual Insurance Company NO.....
. 0140 ...	Nationwide 10948 ..	31-1613686	Nationwide Insurance Company of Florida OH.....	.. IA.....	Nationwide Mutual Insurance Company	Ownership.....	100.000 ...	Nationwide Mutual Insurance Company NO.....
. 0140 ...	Nationwide	41-2206199	Nationwide Investment Advisors, LLC OH.....	.. NIA.....	Nationwide Life Insurance Company	Ownership.....	100.000 ...	Nationwide Mutual Insurance Company NO.....
. 0140 ...	Nationwide	73-0988442	Nationwide Investment Services Corporation OK.....	.. NIA.....	Nationwide Life Insurance Company	Ownership.....	100.000 ...	Nationwide Mutual Insurance Company YES.....

ANNUAL STATEMENT FOR THE YEAR 2023 OF THE SCOTTSDALE INSURANCE COMPANY

SCHEDULE Y

PART 1A - DETAIL OF INSURANCE HOLDING COMPANY SYSTEM

1	2	3	4	5	6	7	8	9	10	11	12 Type of Control (Ownership, Board, Management, Attorney-in-Fact, Influence, Other)	13 If Control is Owner- ship Provide Percent- age	14 Ultimate Controlling Entity(ies)/Person(s)	15 Is an SCA Filing Re- quired? (Yes/No)	16 *
Group Code	Group Name	NAIC Company Code	ID Number	Federal RSSD	CIK	Name of Securities Exchange if Publicly Traded (U.S. or International)	Names of Parent, Subsidiaries Or Affiliates	Domi- ciliary Loca- tion	Relation- ship to Reporting Entity	Directly Controlled by (Name of Entity/Person)					
. 0140 ...	Nationwide	92657	31-1000740	Nationwide Life and Annuity Insurance Company	.. OH.....	.. IA.....	Nationwide Life Insurance Company	Ownership.....	100.000	Nationwide Mutual Insurance Company NO.....
. 0140 ...	Nationwide	66869	31-4156830	Nationwide Life Insurance Company OH.....	.. IA.....	Nationwide Financial Services, Inc.	Ownership.....	100.000	Nationwide Mutual Insurance Company NO.....
. 0140 ...	Nationwide	13-4212969	Nationwide Life Tax Credit Partners 2002-A, LLC	.. OH.....	.. NIA.....	Nationwide Life Insurance Company	Other.....	0.010	Nationwide Mutual Insurance Company NO.....	... 1
. 0140 ...	Nationwide	01-0749754	Nationwide Life Tax Credit Partners 2002-B, LLC	.. OH.....	.. NIA.....	Nationwide Life Insurance Company	Other.....	0.010	Nationwide Mutual Insurance Company NO.....	... 1
. 0140 ...	Nationwide	54-2113175	Nationwide Life Tax Credit Partners 2003-A, LLC	.. OH.....	.. NIA.....	Nationwide Life Insurance Company	Other.....	0.010	Nationwide Mutual Insurance Company NO.....	... 1
. 0140 ...	Nationwide	58-2672725	Nationwide Life Tax Credit Partners 2003-B, LLC	.. OH.....	.. NIA.....	Nationwide Life Insurance Company	Other.....	0.010	Nationwide Mutual Insurance Company NO.....	... 1
. 0140 ...	Nationwide	20-0382144	Nationwide Life Tax Credit Partners 2004-A, LLC	.. OH.....	.. NIA.....	Nationwide Life Insurance Company	Other.....	0.010	Nationwide Mutual Insurance Company NO.....	... 1
. 0140 ...	Nationwide	20-0745965	Nationwide Life Tax Credit Partners 2004-C, LLC	.. OH.....	.. NIA.....	Nationwide Life Insurance Company	Other.....	0.010	Nationwide Mutual Insurance Company NO.....	... 1
. 0140 ...	Nationwide	20-0745965	Nationwide Life Tax Credit Partners 2004-F, LLC	.. OH.....	.. NIA.....	Nationwide Life Insurance Company	Other.....	0.010	Nationwide Mutual Insurance Company NO.....	... 1
. 0140 ...	Nationwide	20-1918935	Nationwide Life Tax Credit Partners 2005-A, LLC	.. OH.....	.. NIA.....	Nationwide Life Insurance Company	Other.....	0.010	Nationwide Mutual Insurance Company NO.....	... 1
. 0140 ...	Nationwide	20-2303694	Nationwide Life Tax Credit Partners 2005-B, LLC	.. OH.....	.. NIA.....	Nationwide Life Insurance Company	Other.....	0.010	Nationwide Mutual Insurance Company NO.....	... 1
. 0140 ...	Nationwide	20-2303602	Nationwide Life Tax Credit Partners 2005-E, LLC	.. OH.....	.. NIA.....	Nationwide Life Insurance Company	Other.....	0.010	Nationwide Mutual Insurance Company NO.....	... 1
. 0140 ...	Nationwide	20-2774223	Nationwide Life Tax Credit Partners 2009-I, LLC	.. OH.....	.. NIA.....	Nationwide Life Insurance Company	Other.....	0.010	Nationwide Mutual Insurance Company NO.....	... 1
. 0140 ...	Nationwide	27-1362364	Nationwide Life Tax Credit Partners No. 1, LLC	.. OH.....	.. NIA.....	Nationwide Life Insurance Company	Other.....	0.010	Nationwide Mutual Insurance Company NO.....	... 1
. 0140 ...	Nationwide	45-0469525	Nationwide Lloyds	.. TX.....	.. IA.....	n/a	contract	Nationwide Mutual Insurance Company NO.....	... 2
. 0140 ...	Nationwide	42-1373380	Nationwide Sales Solutions, Inc. (fka	.. IA.....	.. NIA.....	Nationwide Mutual Insurance Company	Ownership.....	100.000	Nationwide Mutual Insurance Company NO.....
. 0140 ...	Nationwide	75-3191025	Nationwide Member Solutions Agency Inc.)	.. OH.....	.. NIA.....	Nationwide Mutual Insurance Company	Ownership.....	100.000	Nationwide Mutual Insurance Company NO.....
. 0140 ...	Nationwide	23787	31-4177100	Nationwide Mutual Capital, LLC	.. OH.....	.. NIA.....	Nationwide Mutual Insurance Company	Ownership.....	100.000	Nationwide Mutual Insurance Company NO.....
. 0140 ...	Nationwide	34-2012765	Nationwide Mutual Insurance Company	.. OH.....	.. UDP.....	Other non-Nationwide	n/a	Other non-Nationwide NO.....	... 2
. 0140 ...	Nationwide	31-0970750	Nationwide Private Equity Fund, LLC	.. OH.....	.. NIA.....	Nationwide Mutual Insurance Company	Ownership.....	100.000	Nationwide Mutual Insurance Company NO.....
. 0140 ...	Nationwide	37877	31-0970750	Nationwide Property and Casualty Insurance Company	.. OH.....	.. IA.....	Nationwide Mutual Insurance Company	Ownership.....	100.000	Nationwide Mutual Insurance Company NO.....
. 0140 ...	Nationwide	31-1486309	Nationwide Realty Investors, Ltd.	.. OH.....	.. NIA.....	Nationwide Mutual Insurance Company	Ownership.....	97.000	Nationwide Mutual Insurance Company NO.....	... 1
. 0140 ...	Nationwide	31-1486309	Nationwide Realty Investors, Ltd.	.. OH.....	.. NIA.....	Nationwide Indemnity Company	Ownership.....	3.000	Nationwide Mutual Insurance Company NO.....	... 1
. 0140 ...	Nationwide	31-1486309	Nationwide Realty Management, LLC	.. OH.....	.. NIA.....	Nationwide Realty Investors, Ltd.	Ownership.....	100.000	Nationwide Mutual Insurance Company NO.....
. 0140 ...	Nationwide	73-0948330	Nationwide Realty Services, Ltd.	.. OH.....	.. NIA.....	Nationwide Mutual Insurance Company	Ownership.....	100.000	Nationwide Mutual Insurance Company NO.....
. 0140 ...	Nationwide	83-2250056	Nationwide Retirement Solutions, Inc.	.. DE.....	.. NIA.....	NFS Distributors, Inc.	Ownership.....	100.000	Nationwide Mutual Insurance Company NO.....
. 0140 ...	Nationwide	36-2434406	Nationwide Life and Annuity Insurance Company	.. OH.....	.. NIA.....	Nationwide Mutual Insurance Company	Ownership.....	100.000	Nationwide Mutual Insurance Company NO.....
. 0140 ...	Nationwide	46-1952215	Nationwide SBL, LLC	.. OH.....	.. NIA.....	NFS Distributors, Inc.	Ownership.....	100.000	Nationwide Mutual Insurance Company NO.....
. 0140 ...	Nationwide	46-1952215	Nationwide Securities, LLC	.. OH.....	.. NIA.....	Nationwide Life Insurance Company	Other.....	0.010	Nationwide Mutual Insurance Company NO.....	... 1
. 0140 ...	Nationwide	46-1971926	Nationwide Tax Credit Partners 2013-A, LLC	.. OH.....	.. NIA.....	Nationwide Life Insurance Company	Other.....	0.010	Nationwide Mutual Insurance Company NO.....	... 1
. 0140 ...	Nationwide	31-1592130 ..	2729677	Nationwide Tax Credit Partners 2013-B, LLC	.. OH.....	.. NIA.....	Nationwide Life Insurance Company	Other.....	0.010	Nationwide Mutual Insurance Company NO.....	... 1
. 0140 ...	Nationwide	20-5976272	Nationwide Trust Company, FSB	.. US.....	.. OTH.....	Nationwide Financial Services, Inc.	Ownership.....	100.000	Nationwide Mutual Insurance Company NO.....	... 2
. 0140 ...	Nationwide	31-0871532	Nationwide Ventures, LLC	.. OH.....	.. NIA.....	Nationwide Mutual Insurance Company	Ownership.....	100.000	Nationwide Mutual Insurance Company NO.....
. 0140 ...	Nationwide	85-4193218	NBS Insurance Agency, Inc.	.. OH.....	.. IA.....	Nationwide Mutual Insurance Company	Ownership.....	100.000	Nationwide Mutual Insurance Company NO.....
. 0140 ...	Nationwide	11-3651828	NCS Arizona, LLC	.. OH.....	.. NIA.....	Nationwide Mutual Insurance Company	Ownership.....	100.000	Nationwide Mutual Insurance Company NO.....
. 0140 ...	Nationwide	31-1630871	ND La Quinta Partners, LLC	.. DE.....	.. NIA.....	Nationwide Realty Investors, Ltd.	Ownership.....	95.000	Nationwide Mutual Insurance Company NO.....	... 1
. 0140 ...	Nationwide	31-1630871	NFS Distributors, Inc.	.. DE.....	.. NIA.....	Nationwide Financial Services, Inc.	Ownership.....	100.000	Nationwide Mutual Insurance Company NO.....

ANNUAL STATEMENT FOR THE YEAR 2023 OF THE SCOTTSDALE INSURANCE COMPANY

SCHEDULE Y
PART 1A - DETAIL OF INSURANCE HOLDING COMPANY SYSTEM

1	2	3	4	5	6	7	8	9	10	11	12 Type of Control (Ownership, Board, Management, Attorney-in-Fact, Influence, Other)	13 If Control is Owner- ship Provide Percent- age	14 Ultimate Controlling Entity(ies)/Person(s)	15 Is an SCA Filing Re- quired? (Yes/No)	16 *
Group Code	Group Name	NAIC Company Code	ID Number	Federal RSSD	CIK	Name of Securities Exchange if Publicly Traded (U.S. or International)	Names of Parent, Subsidiaries Or Affiliates	Domi- ciliary Loca- tion	Rela- tion- ship to Reporting Entity	Directly Controlled by (Name of Entity/Person)					
. 0140	Nationwide		93-4557312				NLAIC REO Holdings, LLC	.. OH NIA	Nationwide Life and Annuity Insurance Company	Ownership	100.000	Nationwide Mutual Insurance Company	... NO
. 0140	Nationwide		82-5195340				NLIC REO Holdings, LLC	.. OH NIA	Nationwide Life Insurance Company	Ownership	100.000	Nationwide Mutual Insurance Company	... NO
. 0140	Nationwide		82-5194959				NMIC REO Holdings, LLC	.. OH NIA	Nationwide Mutual Insurance Company	Ownership	100.000	Nationwide Mutual Insurance Company	... NO
. 0140	Nationwide		46-3762545				NNOV8, LLC	.. OH NIA	Nationwide Mutual Insurance Company	Ownership	100.000	Nationwide Mutual Insurance Company	... NO
. 0140	Nationwide		20-4939866				North of Third, LLC	.. OH NIA	NRI Equity Land Investments, LLC	Ownership	100.000	Nationwide Mutual Insurance Company	... NO
. 0140	Nationwide		31-1486309				NRI Arena, LLC	.. OH NIA	Nationwide Realty Investors, Ltd.	Ownership	100.000	Nationwide Mutual Insurance Company	... NO
. 0140	Nationwide		31-1486309				NRI Brookside, LLC	.. OH NIA	Nationwide Realty Investors, Ltd.	Ownership	100.000	Nationwide Mutual Insurance Company	... NO
. 0140	Nationwide		31-1486309				NRI Builders, LLC	.. OH NIA	Nationwide Realty Investors, Ltd.	Ownership	100.000	Nationwide Mutual Insurance Company	... NO
. 0140	Nationwide		31-1486309				NRI Cavasson, LLC	.. OH NIA	Nationwide Realty Investors, Ltd.	Ownership	100.000	Nationwide Mutual Insurance Company	... NO
. 0140	Nationwide		31-1486309				NRI Corporate Housing, LLC	.. OH NIA	Nationwide Realty Investors, Ltd.	Ownership	100.000	Nationwide Mutual Insurance Company	... NO
. 0140	Nationwide		31-1486309				NRI Cramer Creek, LLC	.. OH NIA	Nationwide Realty Investors, Ltd.	Ownership	100.000	Nationwide Mutual Insurance Company	... NO
. 0140	Nationwide		20-4939866				NRI Equity Land Investments, LLC	.. OH NIA	Nationwide Realty Investors, Ltd.	Ownership	80.000	Nationwide Mutual Insurance Company	... NO 1
. 0140	Nationwide		26-0212217				NRI Equity Tampa, LLC	.. OH NIA	Nationwide Realty Investors, Ltd.	Ownership	100.000	Nationwide Mutual Insurance Company	... NO
. 0140	Nationwide		31-1486309				NRI Office Ventures, Ltd	.. OH NIA	Nationwide Realty Investors, Ltd.	Ownership	100.000	Nationwide Mutual Insurance Company	... NO
. 0140	Nationwide		31-1580283				NRI Telecom, LLC	.. OH NIA	NID Investments, LLC	Ownership	100.000	Nationwide Mutual Insurance Company	... NO
. 0140	Nationwide		31-1486309				NRI-Rivulon, LLC	.. OH NIA	Nationwide Realty Investors, Ltd.	Ownership	100.000	Nationwide Mutual Insurance Company	... NO
. 0140	Nationwide		90-0729552				NTCIF-2011, LLC	.. OH NIA	Nationwide Mutual Insurance Company	Ownership	100.000	Nationwide Mutual Insurance Company	... NO 1
. 0140	Nationwide		27-4700627				NTCP 2011-A, LLC	.. OH OTH	Nationwide Life Insurance Company	Other	0.010	Nationwide Mutual Insurance Company	... NO 2
. 0140	Nationwide		46-0741029				NTCP 2012-A, LLC	.. OH OTH	Nationwide Life Insurance Company	Other	0.010	Nationwide Mutual Insurance Company	... NO 2
. 0140	Nationwide		46-3309896				NTCP 2013-C, LLC	.. OH OTH	Nationwide Life Insurance Company	Other	0.010	Nationwide Mutual Insurance Company	... NO 2
. 0140	Nationwide		46-4111078				NTCP 2014-A, LLC	.. OH OTH	Nationwide Life Insurance Company	Other	0.010	Nationwide Mutual Insurance Company	... NO 2
. 0140	Nationwide		47-1404116				NTCP 2014-B, LLC	.. OH OTH	Nationwide Life Insurance Company	Other	0.010	Nationwide Mutual Insurance Company	... NO 2
. 0140	Nationwide		47-1413242				NTCP 2014-C, LLC	.. OH OTH	Nationwide Life Insurance Company	Other	0.010	Nationwide Mutual Insurance Company	... NO 2
. 0140	Nationwide		47-3909345				NTCP 2015-A, LLC	.. OH OTH	Nationwide Life Insurance Company	Other	0.010	Nationwide Mutual Insurance Company	... NO 2
. 0140	Nationwide		47-4148470				NTCP 2015-B, LLC	.. OH OTH	Nationwide Life Insurance Company	Other	0.010	Nationwide Mutual Insurance Company	... NO 2
. 0140	Nationwide		81-3836925				NTCP 2016-A, LLC	.. OH NIA	Nationwide Life Insurance Company	Ownership	100.000	Nationwide Mutual Insurance Company	... NO
. 0140	Nationwide		82-2015065				NTCP 2017-A, LLC	.. OH NIA	Nationwide Life Insurance Company	Ownership	100.000	Nationwide Mutual Insurance Company	... NO
. 0140	Nationwide		84-1969518				NW Fyrebyrd, LLC	.. OH NIA	NNOV8, LLC	Ownership	100.000	Nationwide Mutual Insurance Company	... NO
. 0140	Nationwide		85-3363961				NW Next, LLC	.. OH NIA	NNOV8, LLC	Ownership	100.000	Nationwide Mutual Insurance Company	... NO
. 0140	Nationwide		81-0936428				NW Private Debt, LLC	.. OH NIA	Nationwide Mutual Insurance Company	Ownership	100.000	Nationwide Mutual Insurance Company	... NO
. 0140	Nationwide		26-1903919				NW REI, LLC	.. DE NIA	Nationwide Mutual Insurance Company	Ownership	100.000	Nationwide Mutual Insurance Company	... NO
. 0140	Nationwide		92-1294202				NW-Adams, LLC	.. OH NIA	NW REI, LLC	Ownership	100.000	Nationwide Mutual Insurance Company	... NO
. 0140	Nationwide		92-2674633				NW-Brandon LLC	.. OH NIA	Nationwide Life Insurance Company	Ownership	100.000	Nationwide Mutual Insurance Company	... NO
. 0140	Nationwide		87-0847675				NW-Broadway at Surf, LLC	.. OH NIA	NMIC REO Holdings, LLC	Ownership	100.000	Nationwide Mutual Insurance Company	... NO
. 0140	Nationwide		88-2152576				NW-Colfax, LLC	.. OH NIA	NW REI (NLAIC), LLC	Ownership	100.000	Nationwide Mutual Insurance Company	... NO
. 0140	Nationwide		82-0292630				NW-Conroe, LLC	.. OH NIA	Nationwide Life Insurance Company	Ownership	100.000	Nationwide Mutual Insurance Company	... NO
. 0140	Nationwide		87-3648595				NW-Corazon, LLC	.. OH NIA	Nationwide Life Insurance Company	Ownership	100.000	Nationwide Mutual Insurance Company	... NO
. 0140	Nationwide		86-3529884				NW-Englewood, LLC	.. OH NIA	NW REI (NLIC), LLC	Ownership	100.000	Nationwide Mutual Insurance Company	... NO
. 0140	Nationwide		84-4388876				NW-Escalante, LLC	.. OH NIA	NW REI, LLC	Ownership	100.000	Nationwide Mutual Insurance Company	... NO
. 0140	Nationwide		86-1538532				NW-Escalante II, LLC	.. OH NIA	NW REI, LLC	Ownership	100.000	Nationwide Mutual Insurance Company	... NO
. 0140	Nationwide		92-3310596				NW-FSU, LLC	.. OH NIA	Nationwide Life Insurance Company	Ownership	100.000	Nationwide Mutual Insurance Company	... NO
. 0140	Nationwide		31-1580283				NWD 205 Vine, LLC	.. OH NIA	NWD Investments, LLC	Ownership	100.000	Nationwide Mutual Insurance Company	... NO
. 0140	Nationwide		31-1580283				NWD 225 Nationwide, LLC	.. OH NIA	NWD Investments, LLC	Ownership	100.000	Nationwide Mutual Insurance Company	... NO
. 0140	Nationwide		31-1580283				NWD 230 West, LLC	.. OH NIA	NWD Investments, LLC	Ownership	100.000	Nationwide Mutual Insurance Company	... NO
. 0140	Nationwide		31-1580283				NWD 240 Nationwide, LLC	.. OH NIA	NWD Investments, LLC	Ownership	100.000	Nationwide Mutual Insurance Company	... NO
. 0140	Nationwide		31-1580283				NWD 250 Brodbelt, LLC	.. OH NIA	NWD Investments, LLC	Ownership	100.000	Nationwide Mutual Insurance Company	... NO
. 0140	Nationwide		31-1580283				NWD 250 West, LLC	.. OH NIA	NWD Investments, LLC	Ownership	100.000	Nationwide Mutual Insurance Company	... NO
. 0140	Nationwide		31-1580283				NWD 265 Neil, LLC	.. OH NIA	NWD Investments, LLC	Ownership	100.000	Nationwide Mutual Insurance Company	... NO

ANNUAL STATEMENT FOR THE YEAR 2023 OF THE SCOTTSDALE INSURANCE COMPANY

SCHEDULE Y
PART 1A - DETAIL OF INSURANCE HOLDING COMPANY SYSTEM

1	2	3	4	5	6	7	8	9	10	11	12 Type of Control (Ownership, Board, Management, Attorney-in-Fact, Influence, Other)	13 If Control is Owner- ship Provide Percen- tage	14 Ultimate Controlling Entity(ies)/Person(s)	15 Is an SCA Filing Re- quired? (Yes/No)	16 *
Group Code	Group Name	NAIC Company Code	ID Number	Federal RSSD	CIK	Name of Securities Exchange if Publicly Traded (U.S. or International)	Names of Parent, Subsidiaries Or Affiliates	Domi- ciliary Loca- tion	Rela- tion- ship to Report- ing Entity	Directly Controlled by (Name of Entity/Person)					
.0140	Nationwide		31-1580283				NWD 275 Marconi, LLC	..OH....	NIA.....	NWD Investments, LLC	Ownership.....	100.000	Nationwide Mutual Insurance Company	...NO.....	
.0140	Nationwide		31-1580283				NWD 300 Neil, LLC	..OH....	NIA.....	NWD Investments, LLC	Ownership.....	100.000	Nationwide Mutual Insurance Company	...NO.....	
.0140	Nationwide		31-1580283				NWD 300 Spring, LLC	..OH....	NIA.....	NWD Investments, LLC	Ownership.....	100.000	Nationwide Mutual Insurance Company	...NO.....	
.0140	Nationwide		31-1580283				NWD 355 McConnell, LLC	..OH....	NIA.....	NWD Investments, LLC	Ownership.....	100.000	Nationwide Mutual Insurance Company	...NO.....	
.0140	Nationwide		31-1580283				NWD 425 Nationwide, LLC	..OH....	NIA.....	NWD Investments, LLC	Ownership.....	100.000	Nationwide Mutual Insurance Company	...NO.....	
.0140	Nationwide		31-1580283				NWD 500 Nationwide, LLC	..OH....	NIA.....	NWD Investments, LLC	Ownership.....	100.000	Nationwide Mutual Insurance Company	...NO.....	
.0140	Nationwide		31-1580283				NWD Arena Crossing, LLC	..OH....	NIA.....	NWD Investments, LLC	Ownership.....	100.000	Nationwide Mutual Insurance Company	...NO.....	
.0140	Nationwide		31-1580283				NWD Arena District I, LLC	..OH....	NIA.....	NWD Investments, LLC	Ownership.....	100.000	Nationwide Mutual Insurance Company	...NO.....	
.0140	Nationwide		31-1580283				NWD Arena District II, LLC	..OH....	NIA.....	NWD Investments, LLC	Ownership.....	100.000	Nationwide Mutual Insurance Company	...NO.....	
.0140	Nationwide		31-1580283				NWD Arena District MM, LLC	..OH....	NIA.....	NWD Investments, LLC	Ownership.....	100.000	Nationwide Mutual Insurance Company	...NO.....	
.0140	Nationwide		31-1580283				NWD Arena District PW, LLC	..OH....	NIA.....	NWD Investments, LLC	Ownership.....	100.000	Nationwide Mutual Insurance Company	...NO.....	
.0140	Nationwide		31-1580283				NWD Arena District V, LLC	..OH....	NIA.....	NWD Investments, LLC	Ownership.....	100.000	Nationwide Mutual Insurance Company	...NO.....	
.0140	Nationwide		31-1580283				NWD Athletic Club, LLC	..OH....	NIA.....	NWD Investments, LLC	Ownership.....	100.000	Nationwide Mutual Insurance Company	...NO.....	
.0140	Nationwide		88-2975730				NW-Boise, LLC	..OH....	NIA.....	Nationwide Life Insurance Company	Ownership.....	100.000	Nationwide Mutual Insurance Company	...NO.....	
.0140	Nationwide		31-1580283				NWD Brodbelt, LLC	..OH....	NIA.....	NWD Investments, LLC	Ownership.....	100.000	Nationwide Mutual Insurance Company	...NO.....	
.0140	Nationwide		30-0876022				NWD Franklinton, LLC	..OH....	NIA.....	Nationwide Realty Investors, Ltd.	Ownership.....	80.000	Nationwide Mutual Insurance Company	...NO.....	1
.0140	Nationwide		31-4118665				NWD HP, LLC	..OH....	NIA.....	NWD Investments, LLC	Ownership.....	75.000	Nationwide Mutual Insurance Company	...NO.....	1
.0140	Nationwide		31-1580283				NWD Investments, LLC	..OH....	NIA.....	Nationwide Realty Investors, Ltd.	Ownership.....	80.000	Nationwide Mutual Insurance Company	...NO.....	1
.0140	Nationwide		31-1486309				NWGH, LLC	..OH....	NIA.....	Nationwide Realty Investors, Ltd.	Ownership.....	75.000	Nationwide Mutual Insurance Company	...NO.....	1
.0140	Nationwide		87-3124154				NW-Gallatin, LLC	..OH....	NIA.....	Nationwide Life Insurance Company	Ownership.....	100.000	Nationwide Mutual Insurance Company	...NO.....	
.0140	Nationwide		92-2943602				NW-Holly Springs, LLC	..OH....	NIA.....	Nationwide Mutual Insurance Company	Ownership.....	100.000	Nationwide Mutual Insurance Company	...NO.....	
.0140	Nationwide		86-2431839				NW-Hub13, LLC	..OH....	NIA.....	NW REI, LLC	Ownership.....	100.000	Nationwide Mutual Insurance Company	...NO.....	
.0140	Nationwide		92-3558072				NW-Huntersville, LLC	..OH....	NIA.....	Nationwide Mutual Insurance Company	Ownership.....	100.000	Nationwide Mutual Insurance Company	...NO.....	
.0140	Nationwide		47-2482818				NW-Jasper WAG, LLC	..OH....	NIA.....	NW REI, LLC	Ownership.....	100.000	Nationwide Mutual Insurance Company	...NO.....	
.0140	Nationwide		87-3767006				NW-Kingsbury, LLC	..OH....	NIA.....	Nationwide Life Insurance Company	Ownership.....	100.000	Nationwide Mutual Insurance Company	...NO.....	
.0140	Nationwide		81-5146596				NW-Logan, LLC	..OH....	NIA.....	NW REI, LLC	Ownership.....	100.000	Nationwide Mutual Insurance Company	...NO.....	
.0140	Nationwide		87-1565013				NW-Midtown, LLC	..OH....	NIA.....	NW REI, LLC	Ownership.....	100.000	Nationwide Mutual Insurance Company	...NO.....	
.0140	Nationwide		85-1246853				NW-Oakbrook, LLC	..OH....	NIA.....	NW REI (NLAIC), LLC	Ownership.....	100.000	Nationwide Mutual Insurance Company	...NO.....	
.0140	Nationwide		88-2595124				NW-OG, LLC	..OH....	NIA.....	NW REI, LLC	Ownership.....	100.000	Nationwide Mutual Insurance Company	...NO.....	
.0140	Nationwide		83-2260477				NW-ORBDP, LLC	..OH....	NIA.....	NW REI (NWIFC), LLC	Ownership.....	100.000	Nationwide Mutual Insurance Company	...NO.....	
.0140	Nationwide		93-1728625				NW-Pleasant Prairie, LLC	..OH....	NIA.....	Nationwide Life Insurance Company	Ownership.....	100.000	Nationwide Mutual Insurance Company	...NO.....	
.0140	Nationwide		47-2449044				NW-Promenade at Madison, LLC	..OH....	NIA.....	NW REI, LLC	Ownership.....	100.000	Nationwide Mutual Insurance Company	...NO.....	
.0140	Nationwide		87-1367836				NW-Rancho, LLC	..OH....	NIA.....	NW REI, LLC	Ownership.....	100.000	Nationwide Mutual Insurance Company	...NO.....	
.0140	Nationwide		88-1405151				NW-Riverchase, LLC	..OH....	NIA.....	Nationwide Life Insurance Company	Ownership.....	100.000	Nationwide Mutual Insurance Company	...NO.....	
.0140	Nationwide		86-3702669				NW-RPG Cranberry, LLC	..OH....	NIA.....	NW REI, LLC	Ownership.....	100.000	Nationwide Mutual Insurance Company	...NO.....	
.0140	Nationwide		87-0890277				NW-Ruby, LLC	..OH....	NIA.....	NW REI (NLIC), LLC	Ownership.....	100.000	Nationwide Mutual Insurance Company	...NO.....	
.0140	Nationwide		87-3273918				NW-San Marco, LLC	..OH....	NIA.....	Nationwide Life Insurance Company	Ownership.....	100.000	Nationwide Mutual Insurance Company	...NO.....	
.0140	Nationwide		87-3289289				NW-San Pablo, LLC	..OH....	NIA.....	NW REI, LLC	Ownership.....	100.000	Nationwide Mutual Insurance Company	...NO.....	
.0140	Nationwide		81-3212025				NW-Springfield, LLC	..OH....	NIA.....	NW REI, LLC	Ownership.....	100.000	Nationwide Mutual Insurance Company	...NO.....	
.0140	Nationwide		93-2022585				NW-Spring Hill, LLC	..OH....	NIA.....	Nationwide Mutual Insurance Company	Ownership.....	100.000	Nationwide Mutual Insurance Company	...NO.....	
.0140	Nationwide		92-2878794				NW-SR-16, LLC	..OH....	NIA.....	Nationwide Mutual Insurance Company	Ownership.....	100.000	Nationwide Mutual Insurance Company	...NO.....	
.0140	Nationwide		92-0677233				NW-UNCC, LLC	..OH....	NIA.....	NW REI (NLIC), LLC	Ownership.....	100.000	Nationwide Mutual Insurance Company	...NO.....	
.0140	Nationwide		81-1603024				NW REI (NLAIC), LLC	..OH....	NIA.....	Company	Ownership.....	100.000	Nationwide Mutual Insurance Company	...NO.....	
.0140	Nationwide		81-1619428				NW REI (NLIC), LLC	..OH....	NIA.....	Nationwide Life Insurance Company	Ownership.....	100.000	Nationwide Mutual Insurance Company	...NO.....	
.0140	Nationwide		81-1861190				NW REI (NMIC), LLC	..OH....	NIA.....	Nationwide Mutual Insurance Company	Ownership.....	100.000	Nationwide Mutual Insurance Company	...NO.....	
.0140	Nationwide		93-4060860				NW-Townsend, LLC	..OH....	NIA.....	NW REI (NLAIC), LLC	Ownership.....	100.000	Nationwide Mutual Insurance Company	...NO.....	
.0140	Nationwide		31-0947092				OCH Company, LLC	..OH....	NIA.....	Nationwide Realty Investors, Ltd.	Ownership.....	100.000	Nationwide Mutual Insurance Company	...NO.....	

ANNUAL STATEMENT FOR THE YEAR 2023 OF THE SCOTTSDALE INSURANCE COMPANY

SCHEDULE Y

PART 1A - DETAIL OF INSURANCE HOLDING COMPANY SYSTEM

1	2	3	4	5	6	7	8	9	10	11	12	13	14	15	16
Group Code	Group Name	NAIC Company Code	ID Number	Federal RSSD	CIK	Name of Securities Exchange if Publicly Traded (U.S. or International)	Names of Parent, Subsidiaries Or Affiliates	Domi-ciliary Location	Relation-ship to Reporting Entity	Directly Controlled by (Name of Entity/Person)	Type of Control (Ownership, Board, Management, Attorney-in-Fact, Influence, Other)	If Control is Ownership Provide Percen-tage	Ultimate Controlling Entity(ies)/Person(s)	Is an SCA Filing Re-quired? (Yes/No)	*
			26-0263012				Old Track Street Owners Association, Inc. OH..... OTH.....	Other non-Nationwide Nationwide Life and Annuity Insurance Company	n/a		Other non-Nationwide NO..... 2
. 0140	Nationwide 13999	27-1712056				Olentangy Reinsurance, LLC VT..... IA.....	Nationwide Mutual Insurance Company	Ownership.....	100.000	Nationwide Mutual Insurance Company NO.....
. 0140	Nationwide		31-1486309				Perimeter A, Ltd. OH..... NIA.....	Nationwide Realty Investors, Ltd.	Ownership.....	100.000	Nationwide Mutual Insurance Company NO.....
. 0140	Nationwide		20-4939866				Rail Street Parking, LLC OH..... NIA.....	NRI Equity Land Investments, LLC	Ownership.....	100.000	Nationwide Mutual Insurance Company NO.....
							Registered Investment Advisors Services, Inc.								
. 0140	Nationwide		75-2938844					.. TX..... NIA.....	Nationwide Financial Services, Inc.	Ownership.....	100.000	Nationwide Mutual Insurance Company NO.....
. 0140	Nationwide		82-0549218				Retention Alternatives Ltd. BMJ..... IA.....	Nationwide Mutual Insurance Company	Ownership.....	100.000	Nationwide Mutual Insurance Company NO.....
. 0140	Nationwide 15580	31-1117969				Scottsdale Indemnity Company OH..... IA.....	Nationwide Mutual Insurance Company	Ownership.....	100.000	Nationwide Mutual Insurance Company NO.....
. 0140	Nationwide 41297	31-1024978				Scottsdale Insurance Company OH..... RE.....	Nationwide Mutual Insurance Company	Ownership.....	100.000	Nationwide Mutual Insurance Company NO.....
. 0140	Nationwide 10672	86-0835870				Scottsdale Surplus Lines Insurance Company .	.. AZ..... IA.....	Scottsdale Insurance Company	Ownership.....	100.000	Nationwide Mutual Insurance Company NO.....
. 0140	Nationwide		31-1610040				The Waterfront Partners, LLC OH..... NIA.....	Nationwide Realty Investors, Ltd.	Ownership.....	50.000	Nationwide Mutual Insurance Company NO..... 1
. 0140	Nationwide 36269	86-0619597				Titan Insurance Company MI..... IA.....	Nationwide Mutual Insurance Company	Ownership.....	100.000	Nationwide Mutual Insurance Company NO.....
. 0140	Nationwide		75-1284530				Titan Insurance Services, Inc. TX..... IA.....	Nationwide Mutual Insurance Company	Ownership.....	100.000	Nationwide Mutual Insurance Company NO.....
. 0140	Nationwide		33-0160222				V.P.I. Services, Inc. CA..... IA.....	Veterinary Pet Insurance Company	Ownership.....	100.000	Nationwide Mutual Insurance Company NO.....
. 0140	Nationwide 42285	95-3750113				Veterinary Pet Insurance Company OH..... IA.....	Scottsdale Insurance Company	Ownership.....	100.000	Nationwide Mutual Insurance Company NO.....
. 0140	Nationwide 42889	34-1394913				Victoria Fire & Casualty Company OH..... IA.....	Nationwide Mutual Insurance Company	Ownership.....	100.000	Nationwide Mutual Insurance Company NO.....
										Victoria Fire & Casualty Insurance Company					
. 0140	Nationwide 10105	34-1777972				Victoria Select Insurance Company OH..... IA.....		Ownership.....	100.000	Nationwide Mutual Insurance Company NO.....
. 0140	Nationwide		31-1486309				Wellington Park, LLC OH..... NIA.....	Nationwide Realty Investors, Ltd.	Ownership.....	100.000	Nationwide Mutual Insurance Company NO.....

Asterisk	Explanation
1	For the purposes of this schedule, Nationwide presumed control of these entities because they are owned by at least 10% and are not wholly-owned by a Nationwide entity.
2	Other ownership indicates a non-ownership circumstance by a Nationwide entity.

ANNUAL STATEMENT FOR THE YEAR 2023 OF THE SCOTTSDALE INSURANCE COMPANY

SCHEDULE Y

PART 2 - SUMMARY OF INSURER'S TRANSACTIONS WITH ANY AFFILIATES

1	2	3	4	5	6	7	8	9	10	11	12	13
NAIC Company Code	ID Number	Names of Insurers and Parent, Subsidiaries or Affiliates	Shareholder Dividends	Capital Contributions	Purchases, Sales or Exchanges of Loans, Securities, Real Estate, Mortgage Loans or Other Investments	Income/ (Disbursements) Incurred in Connection with Guarantees or Undertakings for the Benefit of any Affiliate(s)	Management Agreements and Service Contracts	Income/ (Disbursements) Incurred Under Reinsurance Agreements	*	Any Other Material Activity Not in the Ordinary Course of the Insurer's Business	Totals	Reinsurance Recoverable/ (Payable) on Losses and/or Reserve Credit Taken/(Liability)
	26-2451988	1492 Capital, LLC	28,725,900						*		28,725,900	
10127	27-0114983	Allied Insurance Company of America							*			213,989,385
42579	42-1201931	Allied Property & Casualty Insurance Company							*			665,065,165
19100	42-6054959	AMCO Insurance Company							*			1,028,131,608
29262	74-1061659	Colonial County Mutual Insurance Company							*			248,822,222
18961	68-0066866	Crestbrook Insurance Company		13,000,000					*		13,000,000	816,826,760
42587	42-1207150	Depositors Insurance Company							*			676,960,150
	33-0096671	DVM Insurance Agency, Inc		1,487,019							1,487,019	
15821	47-4523959	Eagle Captive Reinsurance, LLC	(820,000,000)								(820,000,000)	(3,953,270,485)
22209	75-6013587	Freedom Specialty Insurance Company										959,352,706
23582	41-0417250	Harleysville Insurance Company							*			552,943,661
42900	16-1075588	Harleysville Insurance Company of New Jersey							*			211,926,514
10674	23-2864924	Harleysville Insurance Company of New York							*			338,382,693
14516	38-3198542	Harleysville Lake States Insurance Company							*			19,302,892
35696	23-2384978	Harleysville Preferred Insurance Company							*			229,257,049
26182	04-1989660	Harleysville Worcester Insurance Company							*			447,737,706
11991	38-0865250	National Casualty Company		12,000,000					*		12,000,000	2,267,141,442
26093	48-0470690	Nationwide Affinity Insurance Company of America							*			381,440,037
28223	42-1015537	Nationwide Agribusiness Insurance Company							*			1,021,007,637
				60,000,000					*		60,000,000	387,078,623
10723	95-0639970	Nationwide Assurance Company		23,000,000					*		23,000,000	(135,000,000)
	31-1486870	Nationwide Financial Services, Inc		(135,000,000)					*			1,816,822,863
23760	31-4425763	Nationwide General Insurance Company		28,000,000					*		28,000,000	1,108,893,666
10070	31-1399201	Nationwide Indemnity Company							*			31,000,000
25453	95-2130882	Nationwide Insurance Company of America		31,000,000					*		31,000,000	102,509,386
10948	31-1613686	Nationwide Insurance Company of Florida							*			74,500,000
92657	31-1000740	Nationwide Life and Annuity Insurance Company	12,600,000	61,900,000							74,500,000	2,784,724,029
66869	31-4156830	Nationwide Life Insurance Company	820,000,000	135,000,000							955,000,000	1,168,546,456
42110	75-1780981	Nationwide Lloyds							*			245,480
	75-3191025	Nationwide Mutual Capital, LLC		109,550							109,550	
23787	31-4177100	Nationwide Mutual Insurance Company	(37,604,704)	(299,610,975)					*		(337,215,679)	(22,526,249,470)
	34-2012765	Nationwide Private Equity Fund, LLC	7,458,254	20,663							7,478,917	
37877	31-0970750	Nationwide Property & Casualty Insurance Company							*			1,509,614,008
	31-1486309	Nationwide Realty Investors		1,060,000							1,060,000	
	83-2250056	Nationwide SBL, LLC		5,000,000							5,000,000	
	20-5976272	Nationwide Ventures, LLC		22,183,470							22,183,470	
	85-4193218	NCS Arizona, LLC		1,900,000							1,900,000	
	82-5194959	NMIC REO Holdings, LLC		426,000							426,000	

ANNUAL STATEMENT FOR THE YEAR 2023 OF THE SCOTTSDALE INSURANCE COMPANY

SCHEDULE Y

PART 2 - SUMMARY OF INSURER'S TRANSACTIONS WITH ANY AFFILIATES

1	2	3	4	5	6	7	8	9	10	11	12	13
NAIC Company Code	ID Number	Names of Insurers and Parent, Subsidiaries or Affiliates	Shareholder Dividends	Capital Contributions	Purchases, Sales or Exchanges of Loans, Securities, Real Estate, Mortgage Loans or Other Investments	Income/ (Disbursements) Incurred in Connection with Guarantees or Undertakings for the Benefit of any Affiliate(s)	Management Agreements and Service Contracts	Income/ (Disbursements) Incurred Under Reinsurance Agreements	*	Any Other Material Activity Not in the Ordinary Course of the Insurer's Business	Totals	Reinsurance Recoverable/ (Payable) on Losses and/or Reserve Credit Taken/(Liability)
.....	46-3762545	NNOV8, LLC62,500,00062,500,000
.....	26-1903919	NW REI, LLC1,311,00040,750,34342,061,343
.....	81-1861190	NW-REI (NMFIC), LLC3,770,4993,770,499
.....13999	27-1712056	Olentangy Reinsurance, LLC(12,600,000)(66,900,000)(79,500,000)
.....15580	31-1117969	Scottsdale Indemnity Company663,582,913
.....41297	31-1024978	Scottsdale Insurance Company*5,043,960,784
.....10672	86-0835870	Scottsdale Surplus Lines Insurance Company65,963,436
.....36269	86-0619597	Titan Insurance Company(17,032)
.....42285	95-3750113	Veterinary Pet Insurance Company1,555(1,494,490)*(1,492,935)144,066,647
.....42889	34-1394913	Victoria Fire & Casualty Company*5,502,954
.....10105	34-1777972	Victoria Select Insurance Company554,694
.....	33-0160222	VPI Services, Inc(1,555)7,4715,916
9999999 Control Totals		XXX

ANNUAL STATEMENT FOR THE YEAR 2023 OF THE SCOTTSDALE INSURANCE COMPANY

SCHEDULE Y

PART 3 - ULTIMATE CONTROLLING PARTY AND LISTING OF OTHER U.S. INSURANCE GROUPS OR ENTITIES UNDER THAT ULTIMATE CONTROLLING PARTY'S CONTROL

1	2	3	4	5	6	7	8
		Ownership Percentage Column 2 of Column 1	Granted Disclaimer of Control/ Affiliation of Column 2 Over Column 1 (Yes/No)			Ownership Percentage (Column 5 of Column 6)	Granted Disclaimer of Control/ Affiliation of Column 5 Over Column 6 (Yes/No)
Insurers in Holding Company	Owners with Greater Than 10% Ownership			Ultimate Controlling Party	U.S. Insurance Groups or Entities Controlled by Column 5		
Allied Insurance Company of America	Nationwide Mutual Insurance Company	100.000	NO.....	Nationwide Mutual Insurance Company	Nationwide	100.000	NO.....
Allied Property & Casualty Insurance Company	Nationwide Mutual Insurance Company	100.000	NO.....	Nationwide Mutual Insurance Company	Nationwide	100.000	NO.....
AMCO Insurance Company	Nationwide Mutual Insurance Company	100.000	NO.....	Nationwide Mutual Insurance Company	Nationwide	100.000	NO.....
Colonial County Mutual Insurance Company	Lone Star General Agency, Inc.	100.000	NO.....	Nationwide Mutual Insurance Company	Nationwide	100.000	NO.....
Crestbrook Insurance Company	Nationwide Mutual Insurance Company	100.000	NO.....	Nationwide Mutual Insurance Company	Nationwide	100.000	NO.....
Depositors Insurance Company	Nationwide Mutual Insurance Company	100.000	NO.....	Nationwide Mutual Insurance Company	Nationwide	100.000	NO.....
Eagle Captive Reinsurance, LLC	Nationwide Life Insurance Company	100.000	NO.....	Nationwide Mutual Insurance Company	Nationwide	100.000	NO.....
Freedom Specialty Insurance Company	Scottsdale Insurance Company	100.000	NO.....	Nationwide Mutual Insurance Company	Nationwide	100.000	NO.....
Harleysville Insurance Company	Nationwide Mutual Insurance Company	100.000	NO.....	Nationwide Mutual Insurance Company	Nationwide	100.000	NO.....
Harleysville Insurance Company of New Jersey	Nationwide Mutual Insurance Company	100.000	NO.....	Nationwide Mutual Insurance Company	Nationwide	100.000	NO.....
Harleysville Insurance Company of New York	Nationwide Mutual Insurance Company	100.000	NO.....	Nationwide Mutual Insurance Company	Nationwide	100.000	NO.....
Harleysville Lake States Insurance Company	Nationwide Mutual Insurance Company	100.000	NO.....	Nationwide Mutual Insurance Company	Nationwide	100.000	NO.....
Harleysville Preferred Insurance Company	Nationwide Mutual Insurance Company	100.000	NO.....	Nationwide Mutual Insurance Company	Nationwide	100.000	NO.....
Harleysville Worcester Insurance Company	Nationwide Mutual Insurance Company	100.000	NO.....	Nationwide Mutual Insurance Company	Nationwide	100.000	NO.....
Jefferson National Life Insurance Company	Nationwide Life Insurance Company	100.000	NO.....	Nationwide Mutual Insurance Company	Nationwide	100.000	NO.....
Jefferson National Life Insurance Company of New York	Jefferson National Life Insurance Company	100.000	NO.....	Nationwide Mutual Insurance Company	Nationwide	100.000	NO.....
National Casualty Company	Nationwide Mutual Insurance Company	100.000	NO.....	Nationwide Mutual Insurance Company	Nationwide	100.000	NO.....
Nationwide Affinity Insurance Company of America ...	Nationwide Mutual Insurance Company	100.000	NO.....	Nationwide Mutual Insurance Company	Nationwide	100.000	NO.....
Nationwide Agribusiness Insurance Company	Nationwide Mutual Insurance Company	100.000	NO.....	Nationwide Mutual Insurance Company	Nationwide	100.000	NO.....
Nationwide Assurance Company	Nationwide Mutual Insurance Company	100.000	NO.....	Nationwide Mutual Insurance Company	Nationwide	100.000	NO.....
Nationwide General Insurance Company	Nationwide Mutual Insurance Company	100.000	NO.....	Nationwide Mutual Insurance Company	Nationwide	100.000	NO.....
Nationwide Indemnity Company	Nationwide Mutual Insurance Company	100.000	NO.....	Nationwide Mutual Insurance Company	Nationwide	100.000	NO.....
Nationwide Insurance Company of America	Nationwide Mutual Insurance Company	100.000	NO.....	Nationwide Mutual Insurance Company	Nationwide	100.000	NO.....
Nationwide Insurance Company of Florida	Nationwide Mutual Insurance Company	100.000	NO.....	Nationwide Mutual Insurance Company	Nationwide	100.000	NO.....
Nationwide Life and Annuity Insurance Company	Nationwide Life Insurance Company	100.000	NO.....	Nationwide Mutual Insurance Company	Nationwide	100.000	NO.....
Nationwide Life Insurance Company	Nationwide Financial Services, Inc.	100.000	NO.....	Nationwide Mutual Insurance Company	Nationwide	100.000	NO.....
Nationwide Lloyds	n/a			Nationwide Mutual Insurance Company	Nationwide		NO.....
Nationwide Mutual Insurance Company	n/a			Nationwide Mutual Insurance Company	Nationwide		NO.....
Nationwide Property & Casualty Insurance Company ...	Nationwide Mutual Insurance Company	100.000	NO.....	Nationwide Mutual Insurance Company	Nationwide	100.000	NO.....
Olentangy Reinsurance, LLC	Nationwide Life and Annuity Insurance Company	100.000	NO.....	Nationwide Mutual Insurance Company	Nationwide	100.000	NO.....
Scottsdale Indemnity Company	Nationwide Mutual Insurance Company	100.000	NO.....	Nationwide Mutual Insurance Company	Nationwide	100.000	NO.....
Scottsdale Insurance Company	Nationwide Mutual Insurance Company	100.000	NO.....	Nationwide Mutual Insurance Company	Nationwide	100.000	NO.....
Scottsdale Surplus Lines Insurance Company	Scottsdale Insurance Company	100.000	NO.....	Nationwide Mutual Insurance Company	Nationwide	100.000	NO.....
Titan Insurance Company	Nationwide Mutual Insurance Company	100.000	NO.....	Nationwide Mutual Insurance Company	Nationwide	100.000	NO.....
Veterinary Pet Insurance Company	Scottsdale Insurance Company	100.000	NO.....	Nationwide Mutual Insurance Company	Nationwide	100.000	NO.....
Victoria Fire & Casualty Company	Nationwide Mutual Insurance Company	100.000	NO.....	Nationwide Mutual Insurance Company	Nationwide	100.000	NO.....
Victoria Select Insurance Company	Victoria Fire & Casualty Company	100.000	NO.....	Nationwide Mutual Insurance Company	Nationwide	100.000	NO.....

ANNUAL STATEMENT FOR THE YEAR 2023 OF THE SCOTTSDALE INSURANCE COMPANY

SUPPLEMENTAL EXHIBITS AND SCHEDULES INTERROGATORIES

REQUIRED FILINGS

The following supplemental reports are required to be filed as part of your statement filing unless specifically waived by the domiciliary state. However, in the event that your domiciliary state waives the filing requirement, your response of **WAIVED** to the specific interrogatory will be accepted in lieu of filing a “NONE” report and a bar code will be printed below. If the supplement is required of your company but is not being filed for whatever reason enter **SEE EXPLANATION** and provide an explanation following the interrogatory questions.






		Responses
MARCH FILING		
1.	Will an actuarial opinion be filed by March 1?	YES
2.	Will the Supplemental Compensation Exhibit be filed with the state of domicile by March 1?	YES
3.	Will the confidential Risk-based Capital Report be filed with the NAIC by March 1?.....	YES
4.	Will the confidential Risk-based Capital Report be filed with the state of domicile, if required by March 1?.....	YES
APRIL FILING		
5.	Will the Insurance Expense Exhibit be filed with the state of domicile and the NAIC by April 1?	YES
6.	Will Management’s Discussion and Analysis be filed by April 1?	YES
7.	Will the Supplemental Investment Risk Interrogatories be filed by April 1?	YES
MAY FILING		
8.	Will this company be included in a combined annual statement which is filed with the NAIC by May 1?	YES
JUNE FILING		
9.	Will an audited financial report be filed by June 1?	YES
10.	Will Accountant's Letter of Qualifications be filed with the state of domicile and electronically with the NAIC by June 1?	YES

SUPPLEMENTAL FILINGS

The following supplemental reports are required to be filed as part of your annual statement filing **if your company is engaged in the type of business covered by the supplement. However, in the event that your company does not transact the type of business for which the special report must be filed, your response of NO to the specific interrogatory will be accepted in lieu of filing a “NONE” report and a bar code will be printed below.** If the supplement is required of your company but is not being filed for whatever reason enter **SEE EXPLANATION** and provide an explanation following the interrogatory questions.













MARCH FILING		
11.	Will Schedule SIS (Stockholder Information Supplement) be filed with the state of domicile by March 1?	NO
12.	Will the Financial Guaranty Insurance Exhibit be filed by March 1?.....	NO
13.	Will the Medicare Supplement Insurance Experience Exhibit be filed with the state of domicile and the NAIC by March 1?.....	NO
14.	Will Supplement A to Schedule T (Medical Professional Liability Supplement) be filed by March 1?	NO
15.	Will the Trusteed Surplus Statement be filed with the state of domicile and the NAIC by March 1?	NO
16.	Will the Premiums Attributed to Protected Cells Exhibit be filed by March 1?	NO
17.	Will the Reinsurance Summary Supplemental Filing for General Interrogatory 9 be filed with the state of domicile and the NAIC by March 1? ...	NO
18.	Will the Medicare Part D Coverage Supplement be filed with the state of domicile and the NAIC by March 1?.....	NO
19.	Will the confidential Actuarial Opinion Summary be filed with the state of domicile, if required, by March 15 (or the date otherwise specified)?..	YES
20.	Will the Reinsurance Attestation Supplement be filed with the state of domicile and the NAIC by March 1?	YES
21.	Will the Exceptions to the Reinsurance Attestation Supplement be filed with the state of domicile by March 1?	NO
22.	Will the Bail Bond Supplement be filed with the state of domicile and the NAIC by March 1?	NO
23.	Will the Director and Officer Insurance Coverage Supplement be filed with the state of domicile and the NAIC by March 1?	YES
24.	Will an approval from the reporting entity’s state of domicile for relief related to the five-year rotation requirement for lead audit partner be filed electronically with the NAIC by March 1?	NO
25.	Will an approval from the reporting entity’s state of domicile for relief related to the one-year cooling off period for independent CPA be filed electronically with the NAIC by March 1?	NO
26.	Will an approval from the reporting entity’s state of domicile for relief related to the Requirements for Audit Committees be filed electronically with the NAIC by March 1?.....	NO
27.	Will the Supplemental Schedule for Reinsurance Counterparty Reporting Exception - Asbestos and Pollution Contracts be filed with the state of domicile and the NAIC by March 1?.....	NO
28.	Will the Exhibit of Other Liabilities by Lines of Business be filed with the state of domicile and the NAIC by March 1?.....	YES
29.	Will the Market Conduct Annual Statement (MCAS) Premium Exhibit for Year be filed with appropriate jurisdictions and with the NAIC by March 1?.....	NO
APRIL FILING		
30.	Will the Credit Insurance Experience Exhibit be filed with the state of domicile and the NAIC by April 1?	YES
31.	Will the Long-term Care Experience Reporting Forms be filed with the state of domicile and the NAIC by April 1?	NO
32.	Will the Accident and Health Policy Experience Exhibit be filed by April 1?	YES
33.	Will the Supplemental Health Care Exhibit (Parts 1 and 2) be filed with the state of domicile and the NAIC by April 1?	NO
34.	Will the Cybersecurity and Identity Theft Insurance Coverage Supplement be filed with the state of domicile and the NAIC by April 1?	YES
35.	Will the Life, Health & Annuity Guaranty Association Assessable Premium Exhibit - Parts 1 and 2 be filed with the state of domicile and the NAIC by April 1?	NO
36.	Will the Private Flood Insurance Supplement be filed with the state of domicile and the NAIC by April 1?	YES
37.	Will the Mortgage Guaranty Insurance Exhibit be filed with the state of domicile and the NAIC by April 1?	NO
AUGUST FILING		
38.	Will Management’s Report of Internal Control Over Financial Reporting be filed with the state of domicile by August 1?	YES
Explanations:		
11.		
12.		
13.		
14.		
15.		
16.		
17.		
18.		
21.		
22.		
24.		
25.		
26.		
27.		
29.		
31.		
33.		
35.		
37.		

Bar Codes:

11.	SIS Stockholder Information Supplement [Document Identifier 420]	 4 1 2 9 7 2 0 2 3 4 2 0 0 0 0 0 0
12.	Financial Guaranty Insurance Exhibit [Document Identifier 240]	 4 1 2 9 7 2 0 2 3 2 4 0 0 0 0 0 0
13.	Medicare Supplement Insurance Experience Exhibit [Document Identifier 360]	 4 1 2 9 7 2 0 2 3 3 6 0 0 0 0 0 0
14.	Supplement A to Schedule T [Document Identifier 455]	 4 1 2 9 7 2 0 2 3 4 5 5 0 0 0 0 0
15.	Trusteed Surplus Statement [Document Identifier 490]	 4 1 2 9 7 2 0 2 3 4 9 0 0 0 0 0 0
16.	Premiums Attributed to Protected Cells Exhibit [Document Identifier 385]	 4 1 2 9 7 2 0 2 3 3 8 5 0 0 0 0 0
17.	Reinsurance Summary Supplemental Filing [Document Identifier 401]	 4 1 2 9 7 2 0 2 3 4 0 1 0 0 0 0 0

ANNUAL STATEMENT FOR THE YEAR 2023 OF THE SCOTTSDALE INSURANCE COMPANY

SUPPLEMENTAL EXHIBITS AND SCHEDULES INTERROGATORIES

18.	Medicare Part D Coverage Supplement [Document Identifier 365]	 4 1 2 9 7 2 0 2 3 3 6 5 0 0 0 0 0
21.	Exceptions to the Reinsurance Attestation Supplement [Document Identifier 400]	 4 1 2 9 7 2 0 2 3 4 0 0 0 0 0 0 0
22.	Bail Bond Supplement [Document Identifier 500]	 4 1 2 9 7 2 0 2 3 5 0 0 0 0 0 0 0
24.	Relief from the five-year rotation requirement for lead audit partner [Document Identifier 224]	 4 1 2 9 7 2 0 2 3 2 2 4 0 0 0 0 0
25.	Relief from the one-year cooling off period for independent CPA [Document Identifier 225]	 4 1 2 9 7 2 0 2 3 2 2 5 0 0 0 0 0
26.	Relief from the Requirements for Audit Committees [Document Identifier 226]	 4 1 2 9 7 2 0 2 3 2 2 6 0 0 0 0 0
27.	Reinsurance Counterparty Reporting Exception – Asbestos and Pollution Contracts [Document Identifier 555]	 4 1 2 9 7 2 0 2 3 5 5 5 0 0 0 0 0
29.	Market Conduct Annual Statement (MCAS) Premium Exhibit [Document Identifier 600]	 4 1 2 9 7 2 0 2 3 6 0 0 0 0 0 0 0
31.	Long-Term Care Experience Reporting Forms [Document Identifier 306]	 4 1 2 9 7 2 0 2 3 3 0 6 0 0 0 0 0
33.	Supplemental Health Care Exhibit (Parts 1 and 2) [Document Identifier 216]	 4 1 2 9 7 2 0 2 3 2 1 6 0 0 0 0 0
35.	Life, Health & Annuity Guaranty Association Assessable Premium Exhibit - Parts 1 and 2 [Document Identifier 290]	 4 1 2 9 7 2 0 2 3 2 9 0 0 0 0 0 0
37.	Will the Mortgage Guaranty Insurance Exhibit [Document Identifier 565]	 4 1 2 9 7 2 0 2 3 5 6 5 0 0 0 0 0

ANNUAL STATEMENT FOR THE YEAR 2023 OF THE SCOTTSDALE INSURANCE COMPANY
OVERFLOW PAGE FOR WRITE-INS

NONE



SUPPLEMENT FOR THE YEAR 2023 OF THE SCOTTSDALE INSURANCE COMPANY

DIRECTOR AND OFFICER INSURANCE COVERAGE SUPPLEMENT

For The Year Ended December 31, 2023
(To Be Filed by March 1)

NAIC Group Code0140NAIC Company Code41297

Company NameSCOTTSDALE INSURANCE COMPANY

If the reporting entity writes any director and officer (D&O) business, please provide the following:

1. Monoline Policies

Direct Premiums		Direct Losses		Direct Defense and Cost Containment		Percentage of In Force Policies	
1 Written	2 Earned	3 Paid	4 Incurred	5 Paid	6 Incurred	7 Claims Made	8 Occurrence
\$ 87,249,115	\$ 52,196,630	\$ 8,702,690	\$ 3,439,523	\$ 11,676,944	\$ 11,105,555	97.4 %	2.6 %

2. Commercial Multiple Peril (CMP) Packaged Policies

2.1 Does the reporting entity provide D&O liability coverage as part of a CMP packaged policy? Yes [] No [X]

2.2 Can the direct premium earned for D&O liability coverage provided as part of a CMP packaged policy be quantified or estimated? Yes [] No [X]

2.3 If the answer to question 2.2 is yes, provide the quantified or estimated direct premium earned amount for D&O liability coverage in CMP packaged policies

2.31 Amount quantified:\$

2.32 Amount estimated using reasonable assumptions:\$

2.4 If the answer to question 2.1 is yes, please provide the following:

Direct Losses		Direct Defense and Cost Containment		Percentage of In Force Policies	
1 Paid	2 Paid + Change in Case Reserves	3 Paid	4 Paid + Change in Case Reserves	5 Claims Made	6 Occurrence
\$	\$	\$	\$	%	%



SUPPLEMENT FOR THE YEAR 2023 OF THE SCOTTSDALE INSURANCE COMPANY

EXHIBIT OF OTHER LIABILITIES BY LINES OF BUSINESS

AS REPORTED ON LINE 17 OF THE EXHIBIT OF PREMIUMS AND LOSSES

(To Be Filed by March 1)

NAIC Group Code 0140

NAIC Company Code 41297

	Direct Business Only			
	Prior Year	Current Year		
	1 Written Premium	2 Written Premium	3 Losses Paid (deducting salvage)	4 Losses Unpaid (Case Base)
1. Completed operations	5,005,943	3,081,048	291,124	141,364
2. Errors & omissions (E&O)	281,107,970	251,608,034	89,250,541	86,181,268
3. Directors & officers (D&O)	100,553,061	84,354,919	8,702,690	1,752,862
4. Environmental liability	11,840,233	10,928,027	3,109,279	1,028,840
5. Excess workers' compensation				
6. Commercial excess & umbrella	480,546,241	446,057,212	204,949,979	292,241,522
7. Personal umbrella	12,871,569	53,197	3,193,894	2,662,600
8. Employment liability	168,628,544	168,153,403	51,538,152	29,323,756
9. Aggregate write-ins for facilities & premises (CGL)	440,508,891	475,183,427	206,299,343	318,538,777
10. Internet & cyber liability	62,345	65,238		
11. Aggregate write-ins for other	1,026,466	14,530	3,013,579	1,484,804
12. Total ASL 17 - other liability (sum of Lines 1 through 11)	1,502,151,263	1,439,499,035	570,348,581	733,355,793
DETAILS OF WRITE-INS				
0901. Premises and Operations Liability	430,263,578	468,222,316	200,443,594	309,925,430
0902. Aggregate of facilities & premises (CGL) lines of business less than 10% of category	10,245,313	6,961,111	5,855,749	8,613,347
0903.				
0998. Summary of remaining write-ins for Line 9 from overflow page				
0999. Totals (Lines 0901 thru 0903 plus 0998)(Line 9 above)	440,508,891	475,183,427	206,299,343	318,538,777
1101. Aggregate of other lines of business less than 10% of category	1,026,466	14,530	3,013,579	1,484,804
1102.				
1103.				
1198. Summary of remaining write-ins for Line 11 from overflow page				
1199. Totals (Lines 1101 thru 1103 plus 1198)(Line 11 above)	1,026,466	14,530	3,013,579	1,484,804