



PROPERTY AND CASUALTY COMPANIES - ASSOCIATION EDITION

ANNUAL STATEMENT

FOR THE YEAR ENDED DECEMBER 31, 2023

OF THE CONDITION AND AFFAIRS OF THE

GREAT AMERICAN RISK SOLUTIONS SURPLUS LINES INSURANCE COMPANY

NAIC Group Code

0084

0084

NAIC Company Code

35351

Employer's ID Number

31-0912199

(Current)

(Prior)

Organized under the Laws of

OH

State of Domicile or Port of Entry

OH

Country of Domicile

United States of America

Incorporated/Organized

07/15/1977

Commenced Business

12/01/1977

Statutory Home Office

301 E. Fourth Street

Cincinnati, OH, US 45202

(Street and Number)

(City or Town, State, Country and Zip Code)

Main Administrative Office

301 E. Fourth Street

Cincinnati, OH, US 45202

(Street and Number)

(City or Town, State, Country and Zip Code)

513-369-5000

(Area Code) (Telephone Number)

Mail Address

301 E. Fourth Street

Cincinnati, OH, US 45202

(Street and Number or P.O. Box)

(City or Town, State, Country and Zip Code)

Primary Location of Books and Records

301 E. Fourth Street

Cincinnati, OH, US 45202

(Street and Number)

(City or Town, State, Country and Zip Code)

513-369-5000

(Area Code) (Telephone Number)

Internet Website Address

www.greatamericaninsurancegroup.com

Statutory Statement Contact

Judith Elaine Gill

513-369-5000

(Name)

(Area Code) (Telephone Number)

statutoryfilings@gaig.com

513-369-5830

(E-mail Address)

(FAX Number)

OFFICERS

President

David Lawrence Thompson Jr.

Vice President & Controller

Judith Elaine Gill #

Secretary

Matthew David Felvus

Vice President & Actuary

Lisa Ann Hays

OTHER

Anthony Joseph Mercurio, Executive Vice President

Michael Eugene Sullivan Jr., Executive Vice President

Sue Ann Erhart, Senior Vice President & General Counsel

Annette Denise Gardner, Senior Vice President, Chief Financial Officer & Treasurer

Aaron Beasy Latto, Senior Vice President

James Louis Muething, Senior Vice President

Carol Prevatt Sipe, Senior Vice President

Bruce Robert Smith Jr., Senior Vice President

John William Tholen, Vice President

Magdalena Franziska Kulik Grossman, Chief Compliance Officer

Stephen Charles Beraha, Assistant Vice President & Assistant Secretary

Matthew John Stevens, Assistant Treasurer

Robert Jude Zbacnik, Assistant Treasurer

DIRECTORS OR TRUSTEES

Michelle Ann Gillis

Brian Scott Hertzman

Anthony Joseph Mercurio

Michael Eugene Sullivan, Jr.

David Lawrence Thompson Jr.

State of

Ohio

County of

Hamilton

SS

The officers of this reporting entity being duly sworn, each depose and say that they are the described officers of said reporting entity, and that on the reporting period stated above, all of the herein described assets were the absolute property of the said reporting entity, free and clear from any liens or claims thereon, except as herein stated, and that this statement, together with related exhibits, schedules and explanations therein contained, annexed or referred to, is a full and true statement of all the assets and liabilities and of the condition and affairs of the said reporting entity as of the reporting period stated above, and of its income and deductions therefrom for the period ended, and have been completed in accordance with the NAIC Annual Statement Instructions and Accounting Practices and Procedures manual except to the extent that: (1) state law may differ; or, (2) that state rules or regulations require differences in reporting not related to accounting practices and procedures, according to the best of their information, knowledge and belief, respectively. Furthermore, the scope of this attestation by the described officers also includes the related corresponding electronic filing with the NAIC, when required, that is an exact copy (except for formatting differences due to electronic filing) of the enclosed statement. The electronic filing may be requested by various regulators in lieu of or in addition to the enclosed statement.

David Lawrence Thompson, Jr.

Matthew David Felvus

Judith Elaine Gill

President

Secretary

Vice President & Controller

Subscribed and sworn to before me this

14th

day of

February, 2024

Holly M. Clayton

Ohio

- a. Is this an original filing?

Yes [X] No []

b. If no,

1. State the amendment number.....

2. Date filed

3. Number of pages attached.....





ANNUAL STATEMENT FOR THE YEAR 2023 OF THE GREAT AMERICAN RISK SOLUTIONS SURPLUS LINES INSURANCE COMPANY

EXHIBIT OF PREMIUMS AND LOSSES (Statutory Page 14)

NAIC Group Code 0084 BUSINESS IN THE STATE OF Alabama DURING THE YEAR 2023 NAIC Company Code 35351

Line of Business		Gross Premiums, Including Policy and Membership Fees, Less Return Premiums and Premiums on Policies not Taken		3	4	5	6	7	8	9	10	11	12
		1	2										
		Direct Premiums Written	Direct Premiums Earned	Dividends Paid or Credited to Policyholders on Direct Business	Direct Unearned Premium Reserves	Direct Losses Paid (deducting salvage)	Direct Losses Incurred	Direct Losses Unpaid	Direct Defense and Cost Containment Expense Paid	Direct Defense and Cost Containment Expense Incurred	Direct Defense and Cost Containment Expense Unpaid	Commissions and Brokerage Expenses	Taxes, Licenses and Fees
1.	Fire	52,153	50,296	0	1,857	0	8,685	8,706	0	2,197	2,197	9,343	64
2.1	Allied Lines	8,490	8,188	0	302	0	1,413	1,417	0	357	357	1,521	10
2.2	Multiple Peril Crop	0	0	0	0	0	0	0	0	0	0	0	0
2.3	Federal Flood	0	0	0	0	0	0	0	0	0	0	0	0
2.4	Private Crop	0	0	0	0	0	0	0	0	0	0	0	0
2.5	Private Flood	0	0	0	0	0	0	0	0	0	0	0	0
3.	Farmowners Multiple Peril	0	0	0	0	0	0	0	0	0	0	0	0
4.	Homeowners Multiple Peril	0	0	0	0	0	0	0	0	0	0	0	0
5.1	Commercial Multiple Peril (Non-Liability Portion)	910,516	905,275	0	614,208	306,812	678,766	470,841	30,916	55,493	58,238	163,654	1,085
5.2	Commercial Multiple Peril (Liability Portion)	0	0	0	0	0	0	0	0	0	0	0	0
6.	Mortgage Guaranty	0	0	0	0	0	0	0	0	0	0	0	0
8.	Ocean Marine	0	0	0	0	0	0	0	0	0	0	0	0
9.	Inland Marine	0	0	0	0	0	0	0	0	0	0	0	0
10.	Financial Guaranty	0	0	0	0	0	0	0	0	0	0	0	0
11.1	Medical Professional Liability - Occurrence	0	0	0	0	0	0	0	0	0	0	0	0
11.2	Medical Professional Liability - Claims-Made	0	0	0	0	0	0	0	0	0	0	0	0
12.	Earthquake	0	0	0	0	0	0	0	0	0	0	0	0
13.1	Comprehensive (hospital and medical) ind (b)	0	0	0	0	0	0	0	0	0	0	0	0
13.2	Comprehensive (hospital and medical) group (b)	0	0	0	0	0	0	0	0	0	0	0	0
14.	Credit A&H (Group and Individual)	0	0	0	0	0	0	0	0	0	0	0	0
15.1	Vision Only (b).....	0	0	0	0	0	0	0	0	0	0	0	0
15.2	Dental Only (b)	0	0	0	0	0	0	0	0	0	0	0	0
15.3	Disability Income (b)	0	0	0	0	0	0	0	0	0	0	0	0
15.4	Medicare Supplement (b)	0	0	0	0	0	0	0	0	0	0	0	0
15.5	Medicaid Title XIX (b)	0	0	0	0	0	0	0	0	0	0	0	0
15.6	Medicare Title XVIII (b).....	0	0	0	0	0	0	0	0	0	0	0	0
15.7	Long-Term Care (b)	0	0	0	0	0	0	0	0	0	0	0	0
15.8	Federal Employees Health Benefits Plan (b)	0	0	0	0	0	0	0	0	0	0	0	0
15.9	Other Health (b)	0	0	0	0	0	0	0	0	0	0	0	0
16.	Workers' Compensation	0	0	0	0	0	0	0	0	0	0	0	0
17.1	Other Liability - Occurrence	211,696	110,118	0	131,867	32,500	(162,518)	346,850	14,701	(45,162)	118,276	28,407	176
17.2	Other Liability - Claims-Made	0	0	0	0	0	(26,400)	24,374	0	(7,483)	7,422	0	26
17.3	Excess Workers' Compensation	0	0	0	0	0	0	0	0	0	0	0	0
18.1	Products Liability - Occurrence	108,067	23,174	0	87,315	0	6,542	19,042	0	4,599	9,317	19,017	13
18.2	Products Liability - Claims-Made	0	0	0	0	0	(286)	92	0	(82)	23	0	0
19.1	Private Passenger Auto No-Fault (Personal Injury Protection)	0	0	0	0	0	0	0	0	0	0	0	0
19.2	Other Private Passenger Auto Liability	0	0	0	0	0	0	0	0	0	0	0	0
19.3	Commercial Auto No-Fault (Personal Injury Protection)	0	0	0	0	0	0	0	0	0	0	0	0
19.4	Other Commercial Auto Liability	0	0	0	0	0	0	0	0	0	0	0	0
21.1	Private Passenger Auto Physical Damage	0	0	0	0	0	0	0	0	0	0	0	0
21.2	Commercial Auto Physical Damage	0	0	0	0	0	0	0	0	0	0	0	0
22.	Aircraft (all perils)	0	0	0	0	0	0	0	0	0	0	0	0
23.	Fidelity	0	0	0	0	0	0	0	0	0	0	0	0
24.	Surety	0	0	0	0	0	0	0	0	0	0	0	0
26.	Burglary and Theft	0	0	0	0	0	0	0	0	0	0	0	0
27.	Boiler and Machinery	21,021	17,302	0	15,112	0	0	0	0	0	0	3,759	18
28.	Credit	0	0	0	0	0	0	0	0	0	0	0	0
29.	International	0	0	0	0	0	0	0	0	0	0	0	0
30.	Warranty	0	0	0	0	0	0	0	0	0	0	0	0
31.	Reins nonproportional assumed property	XXX	XXX	XXX	XXX	XXX	XXX	XXX	XXX	XXX	XXX	XXX	XXX
32.	Reins nonproportional assumed liability	XXX	XXX	XXX	XXX	XXX	XXX	XXX	XXX	XXX	XXX	XXX	XXX
33.	Reins nonproportional assumed financial lines	XXX	XXX	XXX	XXX	XXX	XXX	XXX	XXX	XXX	XXX	XXX	XXX
34.	Aggregate Write-Ins for Other Lines of Business	0	0	0	0	0	0	0	0	0	0	0	0
35.	Total (a)	1,311,943	1,114,353	0	850,662	339,312	506,202	871,321	45,617	9,919	195,830	225,701	1,391
DETAILS OF WRITE-INS													
3401.	Collateral Protection	0	0	0	0	0	0	0	0	0	0	0	0
3402.	Involuntary Unemployment	0	0	0	0	0	0	0	0	0	0	0	0
3403.	Patent Risk	0	0	0	0	0	0	0	0	0	0	0	0
3498.	Summary of remaining write-ins for Line 34 from overflow page	0	0	0	0	0	0	0	0	0	0	0	0
3499.	Totals (Lines 3401 thru 3403 plus 3498)(Line 34 above)	0	0	0	0	0	0	0	0	0	0	0	0

(a) Finance and service charges not included in Lines 1 to 35 \$0
(b) For health business on indicated lines report: Number of persons insured under PPO managed care products0 and number of persons insured under indemnity only products0 .



ANNUAL STATEMENT FOR THE YEAR 2023 OF THE GREAT AMERICAN RISK SOLUTIONS SURPLUS LINES INSURANCE COMPANY

EXHIBIT OF PREMIUMS AND LOSSES (Statutory Page 14)

NAIC Group Code 0084

BUSINESS IN THE STATE OF Alaska

DURING THE YEAR 2023

NAIC Company Code 35351

Line of Business		Gross Premiums, Including Policy and Membership Fees, Less Return Premiums and Premiums on Policies not Taken		3	4	5	6	7	8	9	10	11	12
		1	2										
		Direct Premiums Written	Direct Premiums Earned	Dividends Paid or Credited to Policyholders on Direct Business	Direct Unearned Premium Reserves	Direct Losses Paid (deducting salvage)	Direct Losses Incurred	Direct Losses Unpaid	Direct Defense and Cost Containment Expense Paid	Direct Defense and Cost Containment Expense Incurred	Direct Defense and Cost Containment Expense Unpaid	Commissions and Brokerage Expenses	Taxes, Licenses and Fees
1.	Fire	0	0	0	0	0	0	0	0	0	0	0	0
2.1	Allied Lines	0	0	0	0	0	0	0	0	0	0	0	0
2.2	Multiple Peril Crop	0	0	0	0	0	0	0	0	0	0	0	0
2.3	Federal Flood	0	0	0	0	0	0	0	0	0	0	0	0
2.4	Private Crop	0	0	0	0	0	0	0	0	0	0	0	0
2.5	Private Flood	0	0	0	0	0	0	0	0	0	0	0	0
3.	Farmowners Multiple Peril	0	0	0	0	0	0	0	0	0	0	0	0
4.	Homeowners Multiple Peril	0	0	0	0	0	0	0	0	0	0	0	0
5.1	Commercial Multiple Peril (Non-Liability Portion)	749,367	355,386	0	472,334	0	35,526	94,891	0	(1,998)	18,576	132,534	21
5.2	Commercial Multiple Peril (Liability Portion)	0	0	0	0	0	0	0	0	0	0	0	0
6.	Mortgage Guaranty	0	0	0	0	0	0	0	0	0	0	0	0
8.	Ocean Marine	0	0	0	0	0	0	0	0	0	0	0	0
9.	Inland Marine	0	0	0	0	0	0	0	0	0	0	0	0
10.	Financial Guaranty	0	0	0	0	0	0	0	0	0	0	0	0
11.1	Medical Professional Liability - Occurrence	0	0	0	0	0	0	0	0	0	0	0	0
11.2	Medical Professional Liability - Claims-Made	0	0	0	0	0	0	0	0	0	0	0	0
12.	Earthquake	0	0	0	0	0	0	0	0	0	0	0	0
13.1	Comprehensive (hospital and medical) ind (b)	0	0	0	0	0	0	0	0	0	0	0	0
13.2	Comprehensive (hospital and medical) group (b)	0	0	0	0	0	0	0	0	0	0	0	0
14.	Credit A&H (Group and Individual)	0	0	0	0	0	0	0	0	0	0	0	0
15.1	Vision Only (b).....	0	0	0	0	0	0	0	0	0	0	0	0
15.2	Dental Only (b)	0	0	0	0	0	0	0	0	0	0	0	0
15.3	Disability Income (b)	0	0	0	0	0	0	0	0	0	0	0	0
15.4	Medicare Supplement (b)	0	0	0	0	0	0	0	0	0	0	0	0
15.5	Medicaid Title XIX (b)	0	0	0	0	0	0	0	0	0	0	0	0
15.6	Medicare Title XVIII (b).....	0	0	0	0	0	0	0	0	0	0	0	0
15.7	Long-Term Care (b)	0	0	0	0	0	0	0	0	0	0	0	0
15.8	Federal Employees Health Benefits Plan (b)	0	0	0	0	0	0	0	0	0	0	0	0
15.9	Other Health (b)	0	0	0	0	0	0	0	0	0	0	0	0
16.	Workers' Compensation	0	0	0	0	0	0	0	0	0	0	0	0
17.1	Other Liability - Occurrence	0	0	0	0	0	290	11,195	2,840	3,014	3,682	0	29
17.2	Other Liability - Claims-Made	0	0	0	0	0	0	0	0	0	0	0	10
17.3	Excess Workers' Compensation	0	0	0	0	0	0	0	0	0	0	0	0
18.1	Products Liability - Occurrence	0	0	0	0	0	0	0	0	0	0	0	2
18.2	Products Liability - Claims-Made	0	0	0	0	0	0	0	0	0	0	0	0
19.1	Private Passenger Auto No-Fault (Personal Injury Protection)	0	0	0	0	0	0	0	0	0	0	0	0
19.2	Other Private Passenger Auto Liability	0	0	0	0	0	0	0	0	0	0	0	0
19.3	Commercial Auto No-Fault (Personal Injury Protection)	0	0	0	0	0	0	0	0	0	0	0	0
19.4	Other Commercial Auto Liability	0	0	0	0	0	0	0	0	0	0	0	0
21.1	Private Passenger Auto Physical Damage	0	0	0	0	0	0	0	0	0	0	0	0
21.2	Commercial Auto Physical Damage	0	0	0	0	0	0	0	0	0	0	0	0
22.	Aircraft (all perils)	0	0	0	0	0	0	0	0	0	0	0	0
23.	Fidelity	0	0	0	0	0	0	0	0	0	0	0	0
24.	Surety	0	0	0	0	0	0	0	0	0	0	0	0
26.	Burglary and Theft	0	0	0	0	0	0	0	0	0	0	0	0
27.	Boiler and Machinery	9,908	4,552	0	6,248	0	0	0	0	0	0	1,752	0
28.	Credit	0	0	0	0	0	0	0	0	0	0	0	0
29.	International	0	0	0	0	0	0	0	0	0	0	0	0
30.	Warranty	0	0	0	0	0	0	0	0	0	0	0	0
31.	Reins nonproportional assumed property	XXX	XXX	XXX	XXX	XXX	XXX	XXX	XXX	XXX	XXX	XXX	XXX
32.	Reins nonproportional assumed liability	XXX	XXX	XXX	XXX	XXX	XXX	XXX	XXX	XXX	XXX	XXX	XXX
33.	Reins nonproportional assumed financial lines	XXX	XXX	XXX	XXX	XXX	XXX	XXX	XXX	XXX	XXX	XXX	XXX
34.	Aggregate Write-Ins for Other Lines of Business	0	0	0	0	0	0	0	0	0	0	0	0
35.	Total (a)	759,275	359,938	0	478,582	0	35,816	106,085	2,840	1,015	22,258	134,286	63
DETAILS OF WRITE-INS													
3401.	Collateral Protection	0	0	0	0	0	0	0	0	0	0	0	0
3402.	Involuntary Unemployment	0	0	0	0	0	0	0	0	0	0	0	0
3403.	Patent Risk	0	0	0	0	0	0	0	0	0	0	0	0
3498.	Summary of remaining write-ins for Line 34 from overflow page	0	0	0	0	0	0	0	0	0	0	0	0
3499.	Totals (Lines 3401 thru 3403 plus 3498)(Line 34 above)	0	0	0	0	0	0	0	0	0	0	0	0

(a) Finance and service charges not included in Lines 1 to 35 \$

(b) For health service on indicated lines report: Number of persons insured under PPO managed care products and number of persons insured under indemnity only products



ANNUAL STATEMENT FOR THE YEAR 2023 OF THE GREAT AMERICAN RISK SOLUTIONS SURPLUS LINES INSURANCE COMPANY

EXHIBIT OF PREMIUMS AND LOSSES (Statutory Page 14)

NAIC Group Code 0084

BUSINESS IN THE STATE OF Arizona

DURING THE YEAR 2023

NAIC Company Code 35351

Line of Business	Gross Premiums, Including Policy and Membership Fees, Less Return Premiums and Premiums on Policies not Taken		3	4	5	6	7	8	9	10	11	12
	1	2										
	Direct Premiums Written	Direct Premiums Earned	Dividends Paid or Credited to Policyholders on Direct Business	Direct Unearned Premium Reserves	Direct Losses Paid (deducting salvage)	Direct Losses Incurred	Direct Losses Unpaid	Direct Defense and Cost Containment Expense Paid	Direct Defense and Cost Containment Expense Incurred	Direct Defense and Cost Containment Expense Unpaid	Commissions and Brokerage Expenses	Taxes, Licenses and Fees
1. Fire	0	0	0	0	0	0	0	0	0	0	0	0
2.1 Allied Lines	0	0	0	0	0	0	0	0	0	0	0	0
2.2 Multiple Peril Crop	0	0	0	0	0	0	0	0	0	0	0	0
2.3 Federal Flood	0	0	0	0	0	0	0	0	0	0	0	0
2.4. Private Crop	0	0	0	0	0	0	0	0	0	0	0	0
2.5 Private Flood	0	0	0	0	0	0	0	0	0	0	0	0
3. Farmowners Multiple Peril	0	0	0	0	0	0	0	0	0	0	0	0
4. Homeowners Multiple Peril	0	0	0	0	0	0	0	0	0	0	0	0
5.1 Commercial Multiple Peril (Non-Liability Portion)	776,361	723,422	0	509,253	849,637	1,375,248	632,135	21,602	61,122	74,566	134,745	27
5.2 Commercial Multiple Peril (Liability Portion)	0	0	0	0	0	0	0	0	0	0	0	0
6. Mortgage Guaranty	0	0	0	0	0	0	0	0	0	0	0	0
8. Ocean Marine	0	0	0	0	0	0	0	0	0	0	0	0
9. Inland Marine	0	0	0	0	0	0	0	0	0	0	0	0
10. Financial Guaranty	0	0	0	0	0	0	0	0	0	0	0	0
11.1 Medical Professional Liability - Occurrence	0	0	0	0	0	0	0	0	0	0	0	0
11.2 Medical Professional Liability - Claims-Made	0	0	0	0	0	0	0	0	0	0	0	0
12. Earthquake	0	0	0	0	0	0	0	0	0	0	0	0
13.1 Comprehensive (hospital and medical) ind (b)	0	0	0	0	0	0	0	0	0	0	0	0
13.2 Comprehensive (hospital and medical) group (b)	0	0	0	0	0	0	0	0	0	0	0	0
14. Credit A&H (Group and Individual)	0	0	0	0	0	0	0	0	0	0	0	0
15.1 Vision Only (b).....	0	0	0	0	0	0	0	0	0	0	0	0
15.2 Dental Only (b)	0	0	0	0	0	0	0	0	0	0	0	0
15.3 Disability Income (b)	0	0	0	0	0	0	0	0	0	0	0	0
15.4 Medicare Supplement (b)	0	0	0	0	0	0	0	0	0	0	0	0
15.5 Medicaid Title XIX (b)	0	0	0	0	0	0	0	0	0	0	0	0
15.6 Medicare Title XVIII (b).....	0	0	0	0	0	0	0	0	0	0	0	0
15.7 Long-Term Care (b)	0	0	0	0	0	0	0	0	0	0	0	0
15.8 Federal Employees Health Benefits Plan (b)	0	0	0	0	0	0	0	0	0	0	0	0
15.9 Other Health (b)	0	0	0	0	0	0	0	0	0	0	0	0
16. Workers' Compensation	0	0	0	0	0	0	0	0	0	0	0	0
17.1 Other Liability - Occurrence	1,037,968	450,618	0	770,088	0	192,090	417,969	2,020	(15,427)	118,742	177,155	25
17.2 Other Liability - Claims-Made	702,917	612,197	0	610,818	0	201,182	227,958	0	75,343	84,470	122,809	40
17.3 Excess Workers' Compensation	0	0	0	0	0	0	0	0	0	0	0	0
18.1 Products Liability - Occurrence	1,086,577	247,808	0	838,769	0	74,440	74,767	3,075	85,847	82,904	190,396	(6)
18.2 Products Liability - Claims-Made	13,995	6,984	0	11,946	0	1,960	2,077	0	865	906	2,450	0
19.1 Private Passenger Auto No-Fault (Personal Injury Protection)	0	0	0	0	0	0	0	0	0	0	0	0
19.2 Other Private Passenger Auto Liability	0	0	0	0	0	0	0	0	0	0	0	0
19.3 Commercial Auto No-Fault (Personal Injury Protection)	0	0	0	0	0	0	0	0	0	0	0	0
19.4 Other Commercial Auto Liability	0	0	0	0	0	0	0	0	0	0	0	0
21.1 Private Passenger Auto Physical Damage	0	0	0	0	0	0	0	0	0	0	0	0
21.2 Commercial Auto Physical Damage	0	0	0	0	0	0	0	0	0	0	0	0
22. Aircraft (all perils)	0	0	0	0	0	0	0	0	0	0	0	0
23. Fidelity	0	0	0	0	0	0	0	0	0	0	0	0
24. Surety	0	0	0	0	0	0	0	0	0	0	0	0
26. Burglary and Theft	0	0	0	0	0	0	0	0	0	0	0	0
27. Boiler and Machinery	9,554	11,332	0	5,953	0	0	0	0	0	0	1,649	0
28. Credit	0	0	0	0	0	0	0	0	0	0	0	0
29. International	0	0	0	0	0	0	0	0	0	0	0	0
30. Warranty	0	0	0	0	0	0	0	0	0	0	0	0
31. Reins nonproportional assumed property	XXX	XXX	XXX	XXX	XXX	XXX	XXX	XXX	XXX	XXX	XXX	XXX
32. Reins nonproportional assumed liability	XXX	XXX	XXX	XXX	XXX	XXX	XXX	XXX	XXX	XXX	XXX	XXX
33. Reins nonproportional assumed financial lines	XXX	XXX	XXX	XXX	XXX	XXX	XXX	XXX	XXX	XXX	XXX	XXX
34. Aggregate Write-Ins for Other Lines of Business	0	0	0	0	0	0	0	0	0	0	0	0
35. Total (a)	3,627,372	2,052,361	0	2,746,827	849,637	1,844,920	1,354,905	26,697	207,750	361,589	629,203	86
DETAILS OF WRITE-INS												
3401. Collateral Protection	0	0	0	0	0	0	0	0	0	0	0	0
3402. Involuntary Unemployment	0	0	0	0	0	0	0	0	0	0	0	0
3403. Patent Risk	0	0	0	0	0	0	0	0	0	0	0	0
3498. Summary of remaining write-ins for Line 34 from overflow page	0	0	0	0	0	0	0	0	0	0	0	0
3499. Totals (Lines 3401 thru 3403 plus 3498)(Line 34 above)	0	0	0	0	0	0	0	0	0	0	0	0

(a) Finance and service charges not included in Lines 1 to 35 \$ 0

(b) For health business on indicated lines report: Number of persons insured under PPO managed care products 0 and number of persons insured under indemnity only products 0



ANNUAL STATEMENT FOR THE YEAR 2023 OF THE GREAT AMERICAN RISK SOLUTIONS SURPLUS LINES INSURANCE COMPANY

EXHIBIT OF PREMIUMS AND LOSSES (Statutory Page 14)

NAIC Group Code 0084 BUSINESS IN THE STATE OF Arkansas DURING THE YEAR 2023 NAIC Company Code 35351

Line of Business		Gross Premiums, Including Policy and Membership Fees, Less Return Premiums and Premiums on Policies not Taken		3	4	5	6	7	8	9	10	11	12
		1	2										
		Direct Premiums Written	Direct Premiums Earned	Dividends Paid or Credited to Policyholders on Direct Business	Direct Unearned Premium Reserves	Direct Losses Paid (deducting salvage)	Direct Losses Incurred	Direct Losses Unpaid	Direct Defense and Cost Containment Expense Paid	Direct Defense and Cost Containment Expense Incurred	Direct Defense and Cost Containment Expense Unpaid	Commissions and Brokerage Expenses	Taxes, Licenses and Fees
1.	Fire	0	0	0	0	0	(1)	0	0	0	0	0	0
2.1	Allied Lines	0	0	0	0	0	0	0	0	0	0	0	0
2.2	Multiple Peril Crop	0	0	0	0	0	0	0	0	0	0	0	0
2.3	Federal Flood	0	0	0	0	0	0	0	0	0	0	0	0
2.4	Private Crop	0	0	0	0	0	0	0	0	0	0	0	0
2.5	Private Flood	0	0	0	0	0	0	0	0	0	0	0	0
3.	Farmowners Multiple Peril	0	0	0	0	0	0	0	0	0	0	0	0
4.	Homeowners Multiple Peril	0	0	0	0	0	0	0	0	0	0	0	0
5.1	Commercial Multiple Peril (Non-Liability Portion)	138,252	116,840	0	70,288	0	(10,399)	42,225	0	(8,084)	9,234	24,707	6
5.2	Commercial Multiple Peril (Liability Portion)	0	0	0	0	0	0	0	0	0	0	0	0
6.	Mortgage Guaranty	0	0	0	0	0	0	0	0	0	0	0	0
8.	Ocean Marine	0	0	0	0	0	0	0	0	0	0	0	0
9.	Inland Marine	0	0	0	0	0	0	0	0	0	0	0	0
10.	Financial Guaranty	0	0	0	0	0	0	0	0	0	0	0	0
11.1	Medical Professional Liability - Occurrence	0	0	0	0	0	0	0	0	0	0	0	0
11.2	Medical Professional Liability - Claims-Made	0	0	0	0	0	0	0	0	0	0	0	0
12.	Earthquake	0	0	0	0	0	0	0	0	0	0	0	0
13.1	Comprehensive (hospital and medical) ind (b)	0	0	0	0	0	0	0	0	0	0	0	0
13.2	Comprehensive (hospital and medical) group (b)	0	0	0	0	0	0	0	0	0	0	0	0
14.	Credit A&H (Group and Individual)	0	0	0	0	0	0	0	0	0	0	0	0
15.1	Vision Only (b).....	0	0	0	0	0	0	0	0	0	0	0	0
15.2	Dental Only (b)	0	0	0	0	0	0	0	0	0	0	0	0
15.3	Disability Income (b)	0	0	0	0	0	0	0	0	0	0	0	0
15.4	Medicare Supplement (b)	0	0	0	0	0	0	0	0	0	0	0	0
15.5	Medicaid Title XIX (b)	0	0	0	0	0	0	0	0	0	0	0	0
15.6	Medicare Title XVIII (b).....	0	0	0	0	0	0	0	0	0	0	0	0
15.7	Long-Term Care (b)	0	0	0	0	0	0	0	0	0	0	0	0
15.8	Federal Employees Health Benefits Plan (b)	0	0	0	0	0	0	0	0	0	0	0	0
15.9	Other Health (b)	0	0	0	0	0	0	0	0	0	0	0	0
16.	Workers' Compensation	0	0	0	0	0	0	0	0	0	0	0	0
17.1	Other Liability - Occurrence	320,035	157,532	0	174,857	0	75,529	199,453	0	12,176	51,083	50,880	15
17.2	Other Liability - Claims-Made	333,739	429,573	0	209,642	0	189,554	352,423	24,196	81,300	111,763	58,404	31
17.3	Excess Workers' Compensation	0	0	0	0	0	0	0	0	0	0	0	0
18.1	Products Liability - Occurrence	179,269	50,833	0	128,442	0	15,921	17,835	0	10,749	11,444	31,437	3
18.2	Products Liability - Claims-Made	3,371	4,339	0	2,118	0	624	2,296	0	256	818	590	0
19.1	Private Passenger Auto No-Fault (Personal Injury Protection)	0	0	0	0	0	0	0	0	0	0	0	0
19.2	Other Private Passenger Auto Liability	0	0	0	0	0	0	0	0	0	0	0	0
19.3	Commercial Auto No-Fault (Personal Injury Protection)	0	0	0	0	0	0	0	0	0	0	0	0
19.4	Other Commercial Auto Liability	0	0	0	0	0	0	0	0	0	0	0	0
21.1	Private Passenger Auto Physical Damage	0	0	0	0	0	0	0	0	0	0	0	0
21.2	Commercial Auto Physical Damage	0	0	0	0	0	0	0	0	0	0	0	0
22.	Aircraft (all perils)	0	0	0	0	0	0	0	0	0	0	0	0
23.	Fidelity	0	0	0	0	0	0	0	0	0	0	0	0
24.	Surety	0	0	0	0	0	0	0	0	0	0	0	0
26.	Burglary and Theft	0	0	0	0	0	0	0	0	0	0	0	0
27.	Boiler and Machinery	1,678	1,006	0	753	0	0	0	0	0	0	298	0
28.	Credit	0	0	0	0	0	0	0	0	0	0	0	0
29.	International	0	0	0	0	0	0	0	0	0	0	0	0
30.	Warranty	0	0	0	0	0	0	0	0	0	0	0	0
31.	Reins nonproportional assumed property	XXX	XXX	XXX	XXX	XXX	XXX	XXX	XXX	XXX	XXX	XXX	XXX
32.	Reins nonproportional assumed liability	XXX	XXX	XXX	XXX	XXX	XXX	XXX	XXX	XXX	XXX	XXX	XXX
33.	Reins nonproportional assumed financial lines	XXX	XXX	XXX	XXX	XXX	XXX	XXX	XXX	XXX	XXX	XXX	XXX
34.	Aggregate Write-Ins for Other Lines of Business	0	0	0	0	0	0	0	0	0	0	0	0
35.	Total (a)	976,344	760,123	0	586,099	0	271,228	614,233	24,196	96,397	184,341	166,315	55
DETAILS OF WRITE-INS													
3401.	Collateral Protection	0	0	0	0	0	0	0	0	0	0	0	0
3402.	Involuntary Unemployment	0	0	0	0	0	0	0	0	0	0	0	0
3403.	Patent Risk	0	0	0	0	0	0	0	0	0	0	0	0
3498.	Summary of remaining write-ins for Line 34 from overflow page	0	0	0	0	0	0	0	0	0	0	0	0
3499.	Totals (Lines 3401 thru 3403 plus 3498)(Line 34 above)	0	0	0	0	0	0	0	0	0	0	0	0

(a) Finance and service charges not included in Lines 1 to 35 \$0
(b) For health business on indicated lines report: Number of persons insured under PPO managed care products0 and number of persons insured under indemnity only products0 .



ANNUAL STATEMENT FOR THE YEAR 2023 OF THE GREAT AMERICAN RISK SOLUTIONS SURPLUS LINES INSURANCE COMPANY

EXHIBIT OF PREMIUMS AND LOSSES (Statutory Page 14)

NAIC Group Code 0084 BUSINESS IN THE STATE OF California DURING THE YEAR 2023 NAIC Company Code 35351

Line of Business		Gross Premiums, Including Policy and Membership Fees, Less Return Premiums and Premiums on Policies not Taken		3	4	5	6	7	8	9	10	11	12
		1	2										
		Direct Premiums Written	Direct Premiums Earned	Dividends Paid or Credited to Policyholders on Direct Business	Direct Unearned Premium Reserves	Direct Losses Paid (deducting salvage)	Direct Losses Incurred	Direct Losses Unpaid	Direct Defense and Cost Containment Expense Paid	Direct Defense and Cost Containment Expense Incurred	Direct Defense and Cost Containment Expense Unpaid	Commissions and Brokerage Expenses	Taxes, Licenses and Fees
1.	Fire	129,131	130,176	0	79,009	0	(26,776)	28,741	0	(7,289)	7,094	23,226	30
2.1	Allied Lines	21,021	21,191	0	12,862	0	(4,419)	4,683	0	(1,191)	1,155	3,781	5
2.2	Multiple Peril Crop	0	0	0	0	0	0	0	0	0	0	0	0
2.3	Federal Flood	0	0	0	0	0	0	0	0	0	0	0	0
2.4	Private Crop	0	0	0	0	0	0	0	0	0	0	0	0
2.5	Private Flood	0	0	0	0	0	0	0	0	0	0	0	0
3.	Farmowners Multiple Peril	0	0	0	0	0	0	0	0	0	0	0	0
4.	Homeowners Multiple Peril	0	0	0	0	0	0	0	0	0	0	0	0
5.1	Commercial Multiple Peril (Non-Liability Portion)	17,846,343	12,488,782	0	10,394,490	4,133,779	7,494,523	6,935,407	246,755	176,722	740,954	3,132,341	2,528
5.2	Commercial Multiple Peril (Liability Portion)	0	0	0	0	0	0	0	0	0	0	0	0
6.	Mortgage Guaranty	0	0	0	0	0	0	0	0	0	0	0	0
8.	Ocean Marine	0	0	0	0	0	0	0	0	0	0	0	0
9.	Inland Marine	0	0	0	0	0	0	0	0	0	0	0	0
10.	Financial Guaranty	0	0	0	0	0	0	0	0	0	0	0	0
11.1	Medical Professional Liability - Occurrence	0	0	0	0	0	0	0	0	0	0	0	0
11.2	Medical Professional Liability - Claims-Made	0	0	0	0	0	0	0	0	0	0	0	0
12.	Earthquake	0	0	0	0	0	0	0	0	0	0	0	0
13.1	Comprehensive (hospital and medical) ind (b)	0	0	0	0	0	0	0	0	0	0	0	0
13.2	Comprehensive (hospital and medical) group (b)	0	0	0	0	0	0	0	0	0	0	0	0
14.	Credit A&H (Group and Individual)	0	0	0	0	0	0	0	0	0	0	0	0
15.1	Vision Only (b).....	0	0	0	0	0	0	0	0	0	0	0	0
15.2	Dental Only (b)	0	0	0	0	0	0	0	0	0	0	0	0
15.3	Disability Income (b)	0	0	0	0	0	0	0	0	0	0	0	0
15.4	Medicare Supplement (b)	0	0	0	0	0	0	0	0	0	0	0	0
15.5	Medicaid Title XIX (b)	0	0	0	0	0	0	0	0	0	0	0	0
15.6	Medicare Title XVIII (b).....	0	0	0	0	0	0	0	0	0	0	0	0
15.7	Long-Term Care (b)	0	0	0	0	0	0	0	0	0	0	0	0
15.8	Federal Employees Health Benefits Plan (b)	0	0	0	0	0	0	0	0	0	0	0	0
15.9	Other Health (b)	0	0	0	0	0	0	0	0	0	0	0	0
16.	Workers' Compensation	0	0	0	0	0	0	0	0	0	0	0	0
17.1	Other Liability - Occurrence	17,188,753	5,574,405	0	12,398,862	1,341,162	1,732,329	5,429,698	427,544	407,183	1,366,285	2,997,937	677
17.2	Other Liability - Claims-Made	10,926,928	9,288,360	0	5,602,471	4,571,967	4,704,120	11,630,239	714,435	926,905	2,706,752	1,733,976	2,561
17.3	Excess Workers' Compensation	0	0	0	0	0	0	0	0	0	0	0	0
18.1	Products Liability - Occurrence	13,003,982	2,935,402	0	10,073,986	968,175	997,917	997,917	4,531	655,211	661,314	2,277,739	4
18.2	Products Liability - Claims-Made	345,167	145,411	0	236,038	0	17,634	63,529	0	13,401	28,626	59,051	25
19.1	Private Passenger Auto No-Fault (Personal Injury Protection)	0	0	0	0	0	0	0	0	0	0	0	0
19.2	Other Private Passenger Auto Liability	0	0	0	0	0	0	0	0	0	0	0	0
19.3	Commercial Auto No-Fault (Personal Injury Protection)	0	0	0	0	0	0	0	0	0	0	0	0
19.4	Other Commercial Auto Liability	0	0	0	0	0	25	25	21,060	26,060	5,000	0	0
21.1	Private Passenger Auto Physical Damage	0	0	0	0	0	0	0	0	0	0	0	0
21.2	Commercial Auto Physical Damage	0	0	0	0	0	0	0	0	0	0	0	0
22.	Aircraft (all perils)	0	0	0	0	0	0	0	0	0	0	0	0
23.	Fidelity	0	0	0	0	0	0	0	0	0	0	0	0
24.	Surety	0	0	0	0	0	0	0	0	0	0	0	0
26.	Burglary and Theft	0	0	0	0	0	0	0	0	0	0	0	0
27.	Boiler and Machinery	262,006	194,594	0	155,141	0	0	0	0	0	0	45,835	40
28.	Credit	0	0	0	0	0	0	0	0	0	0	0	0
29.	International	0	0	0	0	0	0	0	0	0	0	0	0
30.	Warranty	0	0	0	0	0	0	0	0	0	0	0	0
31.	Reins nonproportional assumed property	XXX	XXX	XXX	XXX	XXX	XXX	XXX	XXX	XXX	XXX	XXX	XXX
32.	Reins nonproportional assumed liability	XXX	XXX	XXX	XXX	XXX	XXX	XXX	XXX	XXX	XXX	XXX	XXX
33.	Reins nonproportional assumed financial lines	XXX	XXX	XXX	XXX	XXX	XXX	XXX	XXX	XXX	XXX	XXX	XXX
34.	Aggregate Write-Ins for Other Lines of Business	0	0	0	0	0	0	0	0	0	0	0	0
35.	Total (a)	59,723,331	30,778,323	0	38,952,859	10,046,908	14,885,612	25,090,240	1,414,325	2,197,002	5,517,180	10,273,885	5,870
DETAILS OF WRITE-INS													
3401.	Collateral Protection	0	0	0	0	0	0	0	0	0	0	0	0
3402.	Involuntary Unemployment	0	0	0	0	0	0	0	0	0	0	0	0
3403.	Patent Risk	0	0	0	0	0	0	0	0	0	0	0	0
3498.	Summary of remaining write-ins for Line 34 from overflow page	0	0	0	0	0	0	0	0	0	0	0	0
3499.	Totals (Lines 3401 thru 3403 plus 3498)(Line 34 above)	0	0	0	0	0	0	0	0	0	0	0	0

(a) Finance and service charges not included in Lines 1 to 35 \$0
(b) For health business on indicated lines report: Number of persons insured under PPO managed care products0 and number of persons insured under indemnity only products0



ANNUAL STATEMENT FOR THE YEAR 2023 OF THE GREAT AMERICAN RISK SOLUTIONS SURPLUS LINES INSURANCE COMPANY

EXHIBIT OF PREMIUMS AND LOSSES (Statutory Page 14)

NAIC Group Code 0084 BUSINESS IN THE STATE OF Colorado DURING THE YEAR 2023 NAIC Company Code 35351

Line of Business		Gross Premiums, Including Policy and Membership Fees, Less Return Premiums and Premiums on Policies not Taken		3	4	5	6	7	8	9	10	11	12
		1	2										
		Direct Premiums Written	Direct Premiums Earned	Dividends Paid or Credited to Policyholders on Direct Business	Direct Unearned Premium Reserves	Direct Losses Paid (deducting salvage)	Direct Losses Incurred	Direct Losses Unpaid	Direct Defense and Cost Containment Expense Paid	Direct Defense and Cost Containment Expense Incurred	Direct Defense and Cost Containment Expense Unpaid	Commissions and Brokerage Expenses	Taxes, Licenses and Fees
1.	Fire	0	0	0	0	0	0	0	0	0	0	0	0
2.1	Allied Lines	0	0	0	0	0	0	0	0	0	0	0	0
2.2	Multiple Peril Crop	0	0	0	0	0	0	0	0	0	0	0	0
2.3	Federal Flood	0	0	0	0	0	0	0	0	0	0	0	0
2.4.	Private Crop	0	0	0	0	0	0	0	0	0	0	0	0
2.5	Private Flood	0	0	0	0	0	0	0	0	0	0	0	0
3.	Farmowners Multiple Peril	0	0	0	0	0	0	0	0	0	0	0	0
4.	Homeowners Multiple Peril	0	0	0	0	0	0	0	0	0	0	0	0
5.1	Commercial Multiple Peril (Non-Liability Portion)	2,277,230	1,184,020	0	1,650,860	2,971,611	3,441,398	692,344	47,904	56,808	82,951	403,758	4,148
5.2	Commercial Multiple Peril (Liability Portion)	0	0	0	0	0	0	0	0	0	0	0	0
6.	Mortgage Guaranty	0	0	0	0	0	0	0	0	0	0	0	0
8.	Ocean Marine	0	0	0	0	0	0	0	0	0	0	0	0
9.	Inland Marine	0	0	0	0	0	0	0	0	0	0	0	0
10.	Financial Guaranty	0	0	0	0	0	0	0	0	0	0	0	0
11.1	Medical Professional Liability - Occurrence	0	0	0	0	0	0	0	0	0	0	0	0
11.2	Medical Professional Liability - Claims-Made	0	0	0	0	0	0	0	0	0	0	0	0
12.	Earthquake	0	0	0	0	0	0	0	0	0	0	0	0
13.1	Comprehensive (hospital and medical) ind (b)	0	0	0	0	0	0	0	0	0	0	0	0
13.2	Comprehensive (hospital and medical) group (b)	0	0	0	0	0	0	0	0	0	0	0	0
14.	Credit A&H (Group and Individual)	0	0	0	0	0	0	0	0	0	0	0	0
15.1	Vision Only (b).....	0	0	0	0	0	0	0	0	0	0	0	0
15.2	Dental Only (b)	0	0	0	0	0	0	0	0	0	0	0	0
15.3	Disability Income (b)	0	0	0	0	0	0	0	0	0	0	0	0
15.4	Medicare Supplement (b)	0	0	0	0	0	0	0	0	0	0	0	0
15.5	Medicaid Title XIX (b)	0	0	0	0	0	0	0	0	0	0	0	0
15.6	Medicare Title XVIII (b).....	0	0	0	0	0	0	0	0	0	0	0	0
15.7	Long-Term Care (b)	0	0	0	0	0	0	0	0	0	0	0	0
15.8	Federal Employees Health Benefits Plan (b)	0	0	0	0	0	0	0	0	0	0	0	0
15.9	Other Health (b)	0	0	0	0	0	0	0	0	0	0	0	0
16.	Workers' Compensation	0	0	0	0	0	0	0	0	0	0	0	0
17.1	Other Liability - Occurrence	424,978	106,608	0	324,961	0	67,613	201,587	(9,915)	6,983	27,915	45,410	89
17.2	Other Liability - Claims-Made	93,435	28,298	0	65,137	0	(13,157)	47,672	0	(4,104)	13,613	16,370	5
17.3	Excess Workers' Compensation	0	0	0	0	0	0	0	0	0	0	0	0
18.1	Products Liability - Occurrence	507,616	101,310	0	406,313	0	31,052	36,215	0	20,682	22,363	88,947	(3)
18.2	Products Liability - Claims-Made	169,356	29,222	0	140,134	0	5,166	5,665	0	4,742	4,883	29,686	(3)
19.1	Private Passenger Auto No-Fault (Personal Injury Protection)	0	0	0	0	0	0	0	0	0	0	0	0
19.2	Other Private Passenger Auto Liability	0	0	0	0	0	0	0	0	0	0	0	0
19.3	Commercial Auto No-Fault (Personal Injury Protection)	0	0	0	0	0	0	0	0	0	0	0	0
19.4	Other Commercial Auto Liability	0	0	0	0	0	0	0	0	0	0	0	0
21.1	Private Passenger Auto Physical Damage	0	0	0	0	0	0	0	0	0	0	0	0
21.2	Commercial Auto Physical Damage	0	0	0	0	0	0	0	0	0	0	0	0
22.	Aircraft (all perils)	0	0	0	0	0	0	0	0	0	0	0	0
23.	Fidelity	0	0	0	0	0	0	0	0	0	0	0	0
24.	Surety	0	0	0	0	0	0	0	0	0	0	0	0
26.	Burglary and Theft	0	0	0	0	0	0	0	0	0	0	0	0
27.	Boiler and Machinery	39,458	17,728	0	29,532	0	0	0	0	0	0	6,984	65
28.	Credit	0	0	0	0	0	0	0	0	0	0	0	0
29.	International	0	0	0	0	0	0	0	0	0	0	0	0
30.	Warranty	0	0	0	0	0	0	0	0	0	0	0	0
31.	Reins nonproportional assumed property	XXX	XXX	XXX	XXX	XXX	XXX	XXX	XXX	XXX	XXX	XXX	XXX
32.	Reins nonproportional assumed liability	XXX	XXX	XXX	XXX	XXX	XXX	XXX	XXX	XXX	XXX	XXX	XXX
33.	Reins nonproportional assumed financial lines	XXX	XXX	XXX	XXX	XXX	XXX	XXX	XXX	XXX	XXX	XXX	XXX
34.	Aggregate Write-Ins for Other Lines of Business	0	0	0	0	0	0	0	0	0	0	0	0
35.	Total (a)	3,512,073	1,467,186	0	2,616,937	2,971,611	3,532,071	983,483	37,988	85,112	151,724	591,157	4,300
DETAILS OF WRITE-INS													
3401.	Collateral Protection	0	0	0	0	0	0	0	0	0	0	0	0
3402.	Involuntary Unemployment	0	0	0	0	0	0	0	0	0	0	0	0
3403.	Patent Risk	0	0	0	0	0	0	0	0	0	0	0	0
3498.	Summary of remaining write-ins for Line 34 from overflow page	0	0	0	0	0	0	0	0	0	0	0	0
3499.	Totals (Lines 3401 thru 3403 plus 3498)(Line 34 above)	0	0	0	0	0	0	0	0	0	0	0	0

(a) Finance and service charges not included in Lines 1 to 35 \$0
(b) For health business on indicated lines report: Number of persons insured under PPO managed care products0 and number of persons insured under indemnity only products0 .



ANNUAL STATEMENT FOR THE YEAR 2023 OF THE GREAT AMERICAN RISK SOLUTIONS SURPLUS LINES INSURANCE COMPANY

EXHIBIT OF PREMIUMS AND LOSSES (Statutory Page 14)

NAIC Group Code 0084 BUSINESS IN THE STATE OF Connecticut DURING THE YEAR 2023 NAIC Company Code 35351

Line of Business		Gross Premiums, Including Policy and Membership Fees, Less Return Premiums and Premiums on Policies not Taken		3	4	5	6	7	8	9	10	11	12
		1	2										
		Direct Premiums Written	Direct Premiums Earned	Dividends Paid or Credited to Policyholders on Direct Business	Direct Unearned Premium Reserves	Direct Losses Paid (deducting salvage)	Direct Losses Incurred	Direct Losses Unpaid	Direct Defense and Cost Containment Expense Paid	Direct Defense and Cost Containment Expense Incurred	Direct Defense and Cost Containment Expense Unpaid	Commissions and Brokerage Expenses	Taxes, Licenses and Fees
1.	Fire	0	0	0	0	0	(6,783)	2,242	0	(2,201)	499	0	0
2.1	Allied Lines	0	0	0	0	0	(1,105)	365	0	(358)	81	0	0
2.2	Multiple Peril Crop	0	0	0	0	0	0	0	0	0	0	0	0
2.3	Federal Flood	0	0	0	0	0	0	0	0	0	0	0	0
2.4	Private Crop	0	0	0	0	0	0	0	0	0	0	0	0
2.5	Private Flood	0	0	0	0	0	0	0	0	0	0	0	0
3.	Farmowners Multiple Peril	0	0	0	0	0	0	0	0	0	0	0	0
4.	Homeowners Multiple Peril	0	0	0	0	0	0	0	0	0	0	0	0
5.1	Commercial Multiple Peril (Non-Liability Portion)	827,178	798,906	0	383,379	222,299	528,602	450,417	13,065	54,315	91,256	147,930	115
5.2	Commercial Multiple Peril (Liability Portion)	0	0	0	0	0	0	0	0	0	0	0	0
6.	Mortgage Guaranty	0	0	0	0	0	0	0	0	0	0	0	0
8.	Ocean Marine	0	0	0	0	0	0	0	0	0	0	0	0
9.	Inland Marine	0	0	0	0	0	0	0	0	0	0	0	0
10.	Financial Guaranty	0	0	0	0	0	0	0	0	0	0	0	0
11.1	Medical Professional Liability - Occurrence	0	0	0	0	0	0	0	0	0	0	0	0
11.2	Medical Professional Liability - Claims-Made	0	0	0	0	0	0	0	0	0	0	0	0
12.	Earthquake	0	0	0	0	0	0	0	0	0	0	0	0
13.1	Comprehensive (hospital and medical) ind (b)	0	0	0	0	0	0	0	0	0	0	0	0
13.2	Comprehensive (hospital and medical) group (b)	0	0	0	0	0	0	0	0	0	0	0	0
14.	Credit A&H (Group and Individual)	0	0	0	0	0	0	0	0	0	0	0	0
15.1	Vision Only (b).....	0	0	0	0	0	0	0	0	0	0	0	0
15.2	Dental Only (b)	0	0	0	0	0	0	0	0	0	0	0	0
15.3	Disability Income (b)	0	0	0	0	0	0	0	0	0	0	0	0
15.4	Medicare Supplement (b)	0	0	0	0	0	0	0	0	0	0	0	0
15.5	Medicaid Title XIX (b)	0	0	0	0	0	0	0	0	0	0	0	0
15.6	Medicare Title XVIII (b).....	0	0	0	0	0	0	0	0	0	0	0	0
15.7	Long-Term Care (b)	0	0	0	0	0	0	0	0	0	0	0	0
15.8	Federal Employees Health Benefits Plan (b)	0	0	0	0	0	0	0	0	0	0	0	0
15.9	Other Health (b)	0	0	0	0	0	0	0	0	0	0	0	0
16.	Workers' Compensation	0	0	0	0	0	0	0	0	0	0	0	0
17.1	Other Liability - Occurrence	1,942,556	1,322,291	0	1,270,484	2,120,646	1,042,197	4,365,643	269,286	340,019	862,052	320,720	208
17.2	Other Liability - Claims-Made	38,354	15,928	0	22,426	0	4,549	98,521	0	1,450	32,836	4,085	2
17.3	Excess Workers' Compensation	0	0	0	0	0	0	0	0	0	0	0	0
18.1	Products Liability - Occurrence	808,274	297,411	0	617,365	0	79,991	222,652	0	38,496	87,862	137,228	14
18.2	Products Liability - Claims-Made	0	0	0	0	0	0	0	0	0	0	0	0
19.1	Private Passenger Auto No-Fault (Personal Injury Protection)	0	0	0	0	0	0	0	0	0	0	0	0
19.2	Other Private Passenger Auto Liability	0	0	0	0	0	0	0	0	0	0	0	0
19.3	Commercial Auto No-Fault (Personal Injury Protection)	0	0	0	0	0	0	0	0	0	0	0	0
19.4	Other Commercial Auto Liability	0	0	0	0	0	0	0	0	0	0	0	0
21.1	Private Passenger Auto Physical Damage	0	0	0	0	0	0	0	0	0	0	0	0
21.2	Commercial Auto Physical Damage	0	0	0	0	0	0	0	0	0	0	0	0
22.	Aircraft (all perils)	0	0	0	0	0	0	0	0	0	0	0	0
23.	Fidelity	0	0	0	0	0	0	0	0	0	0	0	0
24.	Surety	0	0	0	0	0	0	0	0	0	0	0	0
26.	Burglary and Theft	0	0	0	0	0	0	0	0	0	0	0	0
27.	Boiler and Machinery	15,568	14,073	0	5,866	0	140,000	140,000	0	7,500	7,500	2,778	2
28.	Credit	0	0	0	0	0	0	0	0	0	0	0	0
29.	International	0	0	0	0	0	0	0	0	0	0	0	0
30.	Warranty	0	0	0	0	0	0	0	0	0	0	0	0
31.	Reins nonproportional assumed property	XXX	XXX	XXX	XXX	XXX	XXX	XXX	XXX	XXX	XXX	XXX	XXX
32.	Reins nonproportional assumed liability	XXX	XXX	XXX	XXX	XXX	XXX	XXX	XXX	XXX	XXX	XXX	XXX
33.	Reins nonproportional assumed financial lines	XXX	XXX	XXX	XXX	XXX	XXX	XXX	XXX	XXX	XXX	XXX	XXX
34.	Aggregate Write-Ins for Other Lines of Business	0	0	0	0	0	0	0	0	0	0	0	0
35.	Total (a)	3,631,930	2,448,610	0	2,299,520	2,342,945	1,787,452	5,299,840	282,352	439,222	1,102,085	612,741	340
DETAILS OF WRITE-INS													
3401.	Collateral Protection	0	0	0	0	0	0	0	0	0	0	0	0
3402.	Involuntary Unemployment	0	0	0	0	0	0	0	0	0	0	0	0
3403.	Patent Risk	0	0	0	0	0	0	0	0	0	0	0	0
3498.	Summary of remaining write-ins for Line 34 from overflow page	0	0	0	0	0	0	0	0	0	0	0	0
3499.	Totals (Lines 3401 thru 3403 plus 3498)(Line 34 above)	0	0	0	0	0	0	0	0	0	0	0	0

(a) Finance and service charges not included in Lines 1 to 35 \$0
(b) For health business on indicated lines report: Number of persons insured under PPO managed care products0 and number of persons insured under indemnity only products0 .



ANNUAL STATEMENT FOR THE YEAR 2023 OF THE GREAT AMERICAN RISK SOLUTIONS SURPLUS LINES INSURANCE COMPANY

EXHIBIT OF PREMIUMS AND LOSSES (Statutory Page 14)

NAIC Group Code 0084 BUSINESS IN THE STATE OF Delaware DURING THE YEAR 2023 NAIC Company Code 35351

Line of Business		Gross Premiums, Including Policy and Membership Fees, Less Return Premiums and Premiums on Policies not Taken		3	4	5	6	7	8	9	10	11	12
		1	2										
		Direct Premiums Written	Direct Premiums Earned	Dividends Paid or Credited to Policyholders on Direct Business	Direct Unearned Premium Reserves	Direct Losses Paid (deducting salvage)	Direct Losses Incurred	Direct Losses Unpaid	Direct Defense and Cost Containment Expense Paid	Direct Defense and Cost Containment Expense Incurred	Direct Defense and Cost Containment Expense Unpaid	Commissions and Brokerage Expenses	Taxes, Licenses and Fees
1.	Fire	0	0	0	0	0	0	0	0	0	0	0	0
2.1	Allied Lines	0	0	0	0	0	0	0	0	0	0	0	0
2.2	Multiple Peril Crop	0	0	0	0	0	0	0	0	0	0	0	0
2.3	Federal Flood	0	0	0	0	0	0	0	0	0	0	0	0
2.4	Private Crop	0	0	0	0	0	0	0	0	0	0	0	0
2.5	Private Flood	0	0	0	0	0	0	0	0	0	0	0	0
3.	Farmowners Multiple Peril	0	0	0	0	0	0	0	0	0	0	0	0
4.	Homeowners Multiple Peril	0	0	0	0	0	0	0	0	0	0	0	0
5.1	Commercial Multiple Peril (Non-Liability Portion)	298,282	229,743	0	116,525	0	34,959	54,246	0	4,325	10,639	53,094	(248)
5.2	Commercial Multiple Peril (Liability Portion)	0	0	0	0	0	0	0	0	0	0	0	0
6.	Mortgage Guaranty	0	0	0	0	0	0	0	0	0	0	0	0
8.	Ocean Marine	0	0	0	0	0	0	0	0	0	0	0	0
9.	Inland Marine	0	0	0	0	0	0	0	0	0	0	0	0
10.	Financial Guaranty	0	0	0	0	0	0	0	0	0	0	0	0
11.1	Medical Professional Liability - Occurrence	0	0	0	0	0	0	0	0	0	0	0	0
11.2	Medical Professional Liability - Claims-Made	0	0	0	0	0	0	0	0	0	0	0	0
12.	Earthquake	0	0	0	0	0	0	0	0	0	0	0	0
13.1	Comprehensive (hospital and medical) ind (b)	0	0	0	0	0	0	0	0	0	0	0	0
13.2	Comprehensive (hospital and medical) group (b)	0	0	0	0	0	0	0	0	0	0	0	0
14.	Credit A&H (Group and Individual)	0	0	0	0	0	0	0	0	0	0	0	0
15.1	Vision Only (b).....	0	0	0	0	0	0	0	0	0	0	0	0
15.2	Dental Only (b)	0	0	0	0	0	0	0	0	0	0	0	0
15.3	Disability Income (b)	0	0	0	0	0	0	0	0	0	0	0	0
15.4	Medicare Supplement (b)	0	0	0	0	0	0	0	0	0	0	0	0
15.5	Medicaid Title XIX (b)	0	0	0	0	0	0	0	0	0	0	0	0
15.6	Medicare Title XVIII (b).....	0	0	0	0	0	0	0	0	0	0	0	0
15.7	Long-Term Care (b)	0	0	0	0	0	0	0	0	0	0	0	0
15.8	Federal Employees Health Benefits Plan (b)	0	0	0	0	0	0	0	0	0	0	0	0
15.9	Other Health (b)	0	0	0	0	0	0	0	0	0	0	0	0
16.	Workers' Compensation	0	0	0	0	0	0	0	0	0	0	0	0
17.1	Other Liability - Occurrence	149,815	29,503	0	120,492	0	13,092	14,376	0	887	1,414	26,244	20
17.2	Other Liability - Claims-Made	0	0	0	0	0	0	0	0	0	0	0	8
17.3	Excess Workers' Compensation	0	0	0	0	0	0	0	0	0	0	0	0
18.1	Products Liability - Occurrence	309,587	64,409	0	245,178	0	20,161	20,161	0	13,423	13,423	54,243	2
18.2	Products Liability - Claims-Made	0	0	0	0	0	0	0	0	0	0	0	0
19.1	Private Passenger Auto No-Fault (Personal Injury Protection)	0	0	0	0	0	0	0	0	0	0	0	0
19.2	Other Private Passenger Auto Liability	0	0	0	0	0	0	0	0	0	0	0	0
19.3	Commercial Auto No-Fault (Personal Injury Protection)	0	0	0	0	0	0	0	0	0	0	0	0
19.4	Other Commercial Auto Liability	0	0	0	0	0	0	0	0	0	0	0	0
21.1	Private Passenger Auto Physical Damage	0	0	0	0	0	0	0	0	0	0	0	0
21.2	Commercial Auto Physical Damage	0	0	0	0	0	0	0	0	0	0	0	0
22.	Aircraft (all perils)	0	0	0	0	0	0	0	0	0	0	0	0
23.	Fidelity	0	0	0	0	0	0	0	0	0	0	0	0
24.	Surety	0	0	0	0	0	0	0	0	0	0	0	0
26.	Burglary and Theft	0	0	0	0	0	0	0	0	0	0	0	0
27.	Boiler and Machinery	5,643	5,156	0	2,148	0	0	0	0	0	0	1,009	(3)
28.	Credit	0	0	0	0	0	0	0	0	0	0	0	0
29.	International	0	0	0	0	0	0	0	0	0	0	0	0
30.	Warranty	0	0	0	0	0	0	0	0	0	0	0	0
31.	Reins nonproportional assumed property	XXX	XXX	XXX	XXX	XXX	XXX	XXX	XXX	XXX	XXX	XXX	XXX
32.	Reins nonproportional assumed liability	XXX	XXX	XXX	XXX	XXX	XXX	XXX	XXX	XXX	XXX	XXX	XXX
33.	Reins nonproportional assumed financial lines	XXX	XXX	XXX	XXX	XXX	XXX	XXX	XXX	XXX	XXX	XXX	XXX
34.	Aggregate Write-Ins for Other Lines of Business	0	0	0	0	0	0	0	0	0	0	0	0
35.	Total (a)	763,327	328,811	0	484,343	0	68,211	88,783	0	18,635	25,476	134,589	(220)
DETAILS OF WRITE-INS													
3401.	Collateral Protection	0	0	0	0	0	0	0	0	0	0	0	0
3402.	Involuntary Unemployment	0	0	0	0	0	0	0	0	0	0	0	0
3403.	Patent Risk	0	0	0	0	0	0	0	0	0	0	0	0
3498.	Summary of remaining write-ins for Line 34 from overflow page	0	0	0	0	0	0	0	0	0	0	0	0
3499.	Totals (Lines 3401 thru 3403 plus 3498)(Line 34 above)	0	0	0	0	0	0	0	0	0	0	0	0

(a) Finance and service charges not included in Lines 1 to 35 \$0
(b) For health business on indicated lines report: Number of persons insured under PPO managed care products0 and number of persons insured under indemnity only products0 .



ANNUAL STATEMENT FOR THE YEAR 2023 OF THE GREAT AMERICAN RISK SOLUTIONS SURPLUS LINES INSURANCE COMPANY

EXHIBIT OF PREMIUMS AND LOSSES (Statutory Page 14)

NAIC Group Code 0084 BUSINESS IN THE STATE OF District of Columbia DURING THE YEAR 2023 NAIC Company Code 35351

Line of Business		Gross Premiums, Including Policy and Membership Fees, Less Return Premiums and Premiums on Policies not Taken		3	4	5	6	7	8	9	10	11	12
		1	2										
		Direct Premiums Written	Direct Premiums Earned	Dividends Paid or Credited to Policyholders on Direct Business	Direct Unearned Premium Reserves	Direct Losses Paid (deducting salvage)	Direct Losses Incurred	Direct Losses Unpaid	Direct Defense and Cost Containment Expense Paid	Direct Defense and Cost Containment Expense Incurred	Direct Defense and Cost Containment Expense Unpaid	Commissions and Brokerage Expenses	Taxes, Licenses and Fees
1.	Fire	0	0	0	0	0	0	0	0	0	0	0	0
2.1	Allied Lines	0	0	0	0	0	0	0	0	0	0	0	0
2.2	Multiple Peril Crop	0	0	0	0	0	0	0	0	0	0	0	0
2.3	Federal Flood	0	0	0	0	0	0	0	0	0	0	0	0
2.4	Private Crop	0	0	0	0	0	0	0	0	0	0	0	0
2.5	Private Flood	0	0	0	0	0	0	0	0	0	0	0	0
3.	Farmowners Multiple Peril	0	0	0	0	0	0	0	0	0	0	0	0
4.	Homeowners Multiple Peril	0	0	0	0	0	0	0	0	0	0	0	0
5.1	Commercial Multiple Peril (Non-Liability Portion)	58,542	64,314	0	91	0	(5,978)	19,643	0	(4,723)	3,771	10,549	4
5.2	Commercial Multiple Peril (Liability Portion)	0	0	0	0	0	0	0	0	0	0	0	0
6.	Mortgage Guaranty	0	0	0	0	0	0	0	0	0	0	0	0
8.	Ocean Marine	0	0	0	0	0	0	0	0	0	0	0	0
9.	Inland Marine	0	0	0	0	0	0	0	0	0	0	0	0
10.	Financial Guaranty	0	0	0	0	0	0	0	0	0	0	0	0
11.1	Medical Professional Liability - Occurrence	0	0	0	0	0	0	0	0	0	0	0	0
11.2	Medical Professional Liability - Claims-Made	0	0	0	0	0	0	0	0	0	0	0	0
12.	Earthquake	0	0	0	0	0	0	0	0	0	0	0	0
13.1	Comprehensive (hospital and medical) ind (b)	0	0	0	0	0	0	0	0	0	0	0	0
13.2	Comprehensive (hospital and medical) group (b)	0	0	0	0	0	0	0	0	0	0	0	0
14.	Credit A&H (Group and Individual)	0	0	0	0	0	0	0	0	0	0	0	0
15.1	Vision Only (b).....	0	0	0	0	0	0	0	0	0	0	0	0
15.2	Dental Only (b)	0	0	0	0	0	0	0	0	0	0	0	0
15.3	Disability Income (b)	0	0	0	0	0	0	0	0	0	0	0	0
15.4	Medicare Supplement (b)	0	0	0	0	0	0	0	0	0	0	0	0
15.5	Medicaid Title XIX (b)	0	0	0	0	0	0	0	0	0	0	0	0
15.6	Medicare Title XVIII (b).....	0	0	0	0	0	0	0	0	0	0	0	0
15.7	Long-Term Care (b)	0	0	0	0	0	0	0	0	0	0	0	0
15.8	Federal Employees Health Benefits Plan (b)	0	0	0	0	0	0	0	0	0	0	0	0
15.9	Other Health (b)	0	0	0	0	0	0	0	0	0	0	0	0
16.	Workers' Compensation	0	0	0	0	0	0	0	0	0	0	0	0
17.1	Other Liability - Occurrence	140,908	118,622	0	82,079	0	41,183	122,380	0	5,289	37,628	24,680	13
17.2	Other Liability - Claims-Made	0	0	0	0	0	(17,080)	10,727	0	(5,828)	3,445	0	2
17.3	Excess Workers' Compensation	0	0	0	0	0	0	0	0	0	0	0	0
18.1	Products Liability - Occurrence	81,875	13,328	0	68,634	0	4,151	6,731	0	2,670	3,635	14,343	0
18.2	Products Liability - Claims-Made	0	0	0	0	0	0	0	0	0	0	0	0
19.1	Private Passenger Auto No-Fault (Personal Injury Protection)	0	0	0	0	0	0	0	0	0	0	0	0
19.2	Other Private Passenger Auto Liability	0	0	0	0	0	0	0	0	0	0	0	0
19.3	Commercial Auto No-Fault (Personal Injury Protection)	0	0	0	0	0	0	0	0	0	0	0	0
19.4	Other Commercial Auto Liability	0	0	0	0	0	0	0	0	0	0	0	0
21.1	Private Passenger Auto Physical Damage	0	0	0	0	0	0	0	0	0	0	0	0
21.2	Commercial Auto Physical Damage	0	0	0	0	0	0	0	0	0	0	0	0
22.	Aircraft (all perils)	0	0	0	0	0	0	0	0	0	0	0	0
23.	Fidelity	0	0	0	0	0	0	0	0	0	0	0	0
24.	Surety	0	0	0	0	0	0	0	0	0	0	0	0
26.	Burglary and Theft	0	0	0	0	0	0	0	0	0	0	0	0
27.	Boiler and Machinery	856	972	0	1	0	0	0	0	0	0	155	0
28.	Credit	0	0	0	0	0	0	0	0	0	0	0	0
29.	International	0	0	0	0	0	0	0	0	0	0	0	0
30.	Warranty	0	0	0	0	0	0	0	0	0	0	0	0
31.	Reins nonproportional assumed property	XXX	XXX	XXX	XXX	XXX	XXX	XXX	XXX	XXX	XXX	XXX	XXX
32.	Reins nonproportional assumed liability	XXX	XXX	XXX	XXX	XXX	XXX	XXX	XXX	XXX	XXX	XXX	XXX
33.	Reins nonproportional assumed financial lines	XXX	XXX	XXX	XXX	XXX	XXX	XXX	XXX	XXX	XXX	XXX	XXX
34.	Aggregate Write-Ins for Other Lines of Business	0	0	0	0	0	0	0	0	0	0	0	0
35.	Total (a)	282,181	197,236	0	150,806	0	22,276	159,481	0	(2,591)	48,478	49,727	19
DETAILS OF WRITE-INS													
3401.	Collateral Protection	0	0	0	0	0	0	0	0	0	0	0	0
3402.	Involuntary Unemployment	0	0	0	0	0	0	0	0	0	0	0	0
3403.	Patent Risk	0	0	0	0	0	0	0	0	0	0	0	0
3498.	Summary of remaining write-ins for Line 34 from overflow page	0	0	0	0	0	0	0	0	0	0	0	0
3499.	Totals (Lines 3401 thru 3403 plus 3498)(Line 34 above)	0	0	0	0	0	0	0	0	0	0	0	0

(a) Finance and service charges not included in Lines 1 to 35 \$0
(b) For health business on indicated lines report: Number of persons insured under PPO managed care products0 and number of persons insured under indemnity only products0 .



ANNUAL STATEMENT FOR THE YEAR 2023 OF THE GREAT AMERICAN RISK SOLUTIONS SURPLUS LINES INSURANCE COMPANY

EXHIBIT OF PREMIUMS AND LOSSES (Statutory Page 14)

NAIC Group Code 0084 BUSINESS IN THE STATE OF Florida DURING THE YEAR 2023 NAIC Company Code 35351

Line of Business	Gross Premiums, Including Policy and Membership Fees, Less Return Premiums and Premiums on Policies not Taken		3	4	5	6	7	8	9	10	11	12
	1	2										
	Direct Premiums Written	Direct Premiums Earned	Dividends Paid or Credited to Policyholders on Direct Business	Direct Unearned Premium Reserves	Direct Losses Paid (deducting salvage)	Direct Losses Incurred	Direct Losses Unpaid	Direct Defense and Cost Containment Expense Paid	Direct Defense and Cost Containment Expense Incurred	Direct Defense and Cost Containment Expense Unpaid	Commissions and Brokerage Expenses	Taxes, Licenses and Fees
1. Fire	1,510	1,767	0	265	0	(807)	580	0	(255)	141	268	0
2.1 Allied Lines	246	287	0	43	0	(166)	95	8,023	4,982	23	44	0
2.2 Multiple Peril Crop	0	0	0	0	0	0	0	0	0	0	0	0
2.3 Federal Flood	0	0	0	0	0	0	0	0	0	0	0	0
2.4 Private Crop	0	0	0	0	0	0	0	0	0	0	0	0
2.5 Private Flood	0	0	0	0	0	0	0	0	0	0	0	0
3. Farmowners Multiple Peril	0	0	0	0	0	0	0	0	0	0	0	0
4. Homeowners Multiple Peril	0	0	0	0	0	0	0	0	0	0	0	0
5.1 Commercial Multiple Peril (Non-Liability Portion)	9,291,609	6,791,620	0	3,674,542	2,253,328	1,309,522	2,305,088	68,549	171,132	351,046	1,648,664	757
5.2 Commercial Multiple Peril (Liability Portion)	0	0	0	0	0	0	0	0	0	0	0	0
6. Mortgage Guaranty	0	0	0	0	0	0	0	0	0	0	0	0
8. Ocean Marine	0	0	0	0	0	0	0	0	0	0	0	0
9. Inland Marine	0	0	0	0	0	0	0	0	0	0	0	0
10. Financial Guaranty	0	0	0	0	0	0	0	0	0	0	0	0
11.1 Medical Professional Liability - Occurrence	0	0	0	0	0	0	0	0	0	0	0	0
11.2 Medical Professional Liability - Claims-Made	0	0	0	0	0	0	0	0	0	0	0	0
12. Earthquake	0	0	0	0	0	0	0	0	0	0	0	0
13.1 Comprehensive (hospital and medical) ind (b)	0	0	0	0	0	0	0	0	0	0	0	0
13.2 Comprehensive (hospital and medical) group (b)	0	0	0	0	0	0	0	0	0	0	0	0
14. Credit A&H (Group and Individual)	0	0	0	0	0	0	0	0	0	0	0	0
15.1 Vision Only (b).....	0	0	0	0	0	0	0	0	0	0	0	0
15.2 Dental Only (b)	0	0	0	0	0	0	0	0	0	0	0	0
15.3 Disability Income (b)	0	0	0	0	0	0	0	0	0	0	0	0
15.4 Medicare Supplement (b)	0	0	0	0	0	0	0	0	0	0	0	0
15.5 Medicaid Title XIX (b)	0	0	0	0	0	0	0	0	0	0	0	0
15.6 Medicare Title XVIII (b).....	0	0	0	0	0	0	0	0	0	0	0	0
15.7 Long-Term Care (b)	0	0	0	0	0	0	0	0	0	0	0	0
15.8 Federal Employees Health Benefits Plan (b)	0	0	0	0	0	0	0	0	0	0	0	0
15.9 Other Health (b)	0	0	0	0	0	0	0	0	0	0	0	0
16. Workers' Compensation	0	0	0	0	0	0	0	0	0	0	0	0
17.1 Other Liability - Occurrence	7,390,753	6,747,720	0	4,079,601	7,104,123	5,657,194	12,422,987	2,228,298	2,897,241	4,745,970	1,401,152	731
17.2 Other Liability - Claims-Made	1,286,079	1,258,753	0	741,226	390,000	469,960	1,544,401	155,938	244,788	291,708	191,271	195
17.3 Excess Workers' Compensation	0	0	0	0	0	0	0	0	0	0	0	0
18.1 Products Liability - Occurrence	4,254,224	911,557	0	3,348,347	292,744	385,688	775,080	106,341	189,925	324,633	745,264	62
18.2 Products Liability - Claims-Made	55,474	21,836	0	39,467	0	3,969	6,128	0	2,824	3,496	9,650	3
19.1 Private Passenger Auto No-Fault (Personal Injury Protection)	0	0	0	0	0	0	0	0	0	0	0	0
19.2 Other Private Passenger Auto Liability	0	0	0	0	0	0	0	0	0	0	0	0
19.3 Commercial Auto No-Fault (Personal Injury Protection)	0	0	0	0	0	0	0	0	0	0	0	0
19.4 Other Commercial Auto Liability	0	0	0	0	470,240	214,543	1,809,760	208,106	263,323	171,297	0	0
21.1 Private Passenger Auto Physical Damage	0	0	0	0	0	0	0	0	0	0	0	0
21.2 Commercial Auto Physical Damage	0	0	0	0	0	0	0	0	0	0	0	0
22. Aircraft (all perils)	0	0	0	0	0	0	0	0	0	0	0	0
23. Fidelity	0	0	0	0	0	0	0	0	0	0	0	0
24. Surety	0	0	0	0	0	0	0	0	0	0	0	0
26. Burglary and Theft	0	0	0	0	0	0	0	0	0	0	0	0
27. Boiler and Machinery	125,574	102,053	0	49,264	0	0	0	0	0	0	22,308	11
28. Credit	0	0	0	0	0	0	0	0	0	0	0	0
29. International	0	0	0	0	0	0	0	0	0	0	0	0
30. Warranty	0	0	0	0	0	0	0	0	0	0	0	0
31. Reins nonproportional assumed property	XXX	XXX	XXX	XXX	XXX	XXX	XXX	XXX	XXX	XXX	XXX	XXX
32. Reins nonproportional assumed liability	XXX	XXX	XXX	XXX	XXX	XXX	XXX	XXX	XXX	XXX	XXX	XXX
33. Reins nonproportional assumed financial lines	XXX	XXX	XXX	XXX	XXX	XXX	XXX	XXX	XXX	XXX	XXX	XXX
34. Aggregate Write-Ins for Other Lines of Business	0	0	0	0	0	0	0	0	0	0	0	0
35. Total (a)	22,405,469	15,835,592	0	11,932,755	10,510,436	8,039,903	18,864,119	2,775,255	3,773,959	5,888,313	4,018,621	1,759
DETAILS OF WRITE-INS												
3401. Collateral Protection	0	0	0	0	0	0	0	0	0	0	0	0
3402. Involuntary Unemployment	0	0	0	0	0	0	0	0	0	0	0	0
3403. Patent Risk	0	0	0	0	0	0	0	0	0	0	0	0
3498. Summary of remaining write-ins for Line 34 from overflow page	0	0	0	0	0	0	0	0	0	0	0	0
3499. Totals (Lines 3401 thru 3403 plus 3498)(Line 34 above)	0	0	0	0	0	0	0	0	0	0	0	0

(a) Finance and service charges not included in Lines 1 to 35 \$0
(b) For health business on indicated lines report: Number of persons insured under PPO managed care products0 and number of persons insured under indemnity only products0 .



ANNUAL STATEMENT FOR THE YEAR 2023 OF THE GREAT AMERICAN RISK SOLUTIONS SURPLUS LINES INSURANCE COMPANY

EXHIBIT OF PREMIUMS AND LOSSES (Statutory Page 14)

NAIC Group Code 0084 BUSINESS IN THE STATE OF Georgia DURING THE YEAR 2023 NAIC Company Code 35351

Line of Business		Gross Premiums, Including Policy and Membership Fees, Less Return Premiums and Premiums on Policies not Taken		3	4	5	6	7	8	9	10	11	12
		1	2										
		Direct Premiums Written	Direct Premiums Earned	Dividends Paid or Credited to Policyholders on Direct Business	Direct Unearned Premium Reserves	Direct Losses Paid (deducting salvage)	Direct Losses Incurred	Direct Losses Unpaid	Direct Defense and Cost Containment Expense Paid	Direct Defense and Cost Containment Expense Incurred	Direct Defense and Cost Containment Expense Unpaid	Commissions and Brokerage Expenses	Taxes, Licenses and Fees
1.	Fire	120,724	103,788	0	16,936	0	739	20,106	0	13	5,016	21,387	3
2.1	Allied Lines	19,653	16,896	0	2,757	0	121	3,273	0	2	816	3,482	1
2.2	Multiple Peril Crop	0	0	0	0	0	0	0	0	0	0	0	0
2.3	Federal Flood	0	0	0	0	0	0	0	0	0	0	0	0
2.4	Private Crop	0	0	0	0	0	0	0	0	0	0	0	0
2.5	Private Flood	0	0	0	0	0	0	0	0	0	0	0	0
3.	Farmowners Multiple Peril	0	0	0	0	0	0	0	0	0	0	0	0
4.	Homeowners Multiple Peril	0	0	0	0	0	0	0	0	0	0	0	0
5.1	Commercial Multiple Peril (Non-Liability Portion)	5,032,167	3,584,717	0	2,437,164	1,294,567	1,634,888	867,769	30,062	96,383	180,423	893,823	127
5.2	Commercial Multiple Peril (Liability Portion)	0	0	0	0	0	0	0	0	0	0	0	0
6.	Mortgage Guaranty	0	0	0	0	0	0	0	0	0	0	0	0
8.	Ocean Marine	0	0	0	0	0	0	0	0	0	0	0	0
9.	Inland Marine	0	0	0	0	0	0	0	0	0	0	0	0
10.	Financial Guaranty	0	0	0	0	0	0	0	0	0	0	0	0
11.1	Medical Professional Liability - Occurrence	0	0	0	0	0	0	0	0	0	0	0	0
11.2	Medical Professional Liability - Claims-Made	0	0	0	0	0	0	0	0	0	0	0	0
12.	Earthquake	0	0	0	0	0	0	0	0	0	0	0	0
13.1	Comprehensive (hospital and medical) ind (b)	0	0	0	0	0	0	0	0	0	0	0	0
13.2	Comprehensive (hospital and medical) group (b)	0	0	0	0	0	0	0	0	0	0	0	0
14.	Credit A&H (Group and Individual)	0	0	0	0	0	0	0	0	0	0	0	0
15.1	Vision Only (b)	0	0	0	0	0	0	0	0	0	0	0	0
15.2	Dental Only (b)	0	0	0	0	0	0	0	0	0	0	0	0
15.3	Disability Income (b)	0	0	0	0	0	0	0	0	0	0	0	0
15.4	Medicare Supplement (b)	0	0	0	0	0	0	0	0	0	0	0	0
15.5	Medicaid Title XIX (b)	0	0	0	0	0	0	0	0	0	0	0	0
15.6	Medicare Title XVIII (b)	0	0	0	0	0	0	0	0	0	0	0	0
15.7	Long-Term Care (b)	0	0	0	0	0	0	0	0	0	0	0	0
15.8	Federal Employees Health Benefits Plan (b)	0	0	0	0	0	0	0	0	0	0	0	0
15.9	Other Health (b)	0	0	0	0	0	0	0	0	0	0	0	0
16.	Workers' Compensation	0	0	0	0	0	0	0	0	0	0	0	0
17.1	Other Liability - Occurrence	4,452,296	1,008,564	0	3,542,803	3,687,214	3,882,653	1,779,531	418,300	397,840	430,547	748,885	(20)
17.2	Other Liability - Claims-Made	182,729	106,207	0	134,821	0	(27,525)	858,827	73,585	33,475	150,888	31,982	7
17.3	Excess Workers' Compensation	0	0	0	0	0	0	0	0	0	0	0	0
18.1	Products Liability - Occurrence	1,280,020	198,498	0	1,085,728	61,969	98,688	0	40,077	52,819	224,390	(2)	
18.2	Products Liability - Claims-Made	9,122	1,696	0	8,300	0	(373)	1,717	0	(37)	666	1,596	0
19.1	Private Passenger Auto No-Fault (Personal Injury Protection)	0	0	0	0	0	0	0	0	0	0	0	0
19.2	Other Private Passenger Auto Liability	0	0	0	0	0	0	0	0	0	0	0	0
19.3	Commercial Auto No-Fault (Personal Injury Protection)	0	0	0	0	0	0	0	0	0	0	0	0
19.4	Other Commercial Auto Liability	0	0	0	0	0	0	5	0	0	0	0	0
21.1	Private Passenger Auto Physical Damage	0	0	0	0	0	0	0	0	0	0	0	0
21.2	Commercial Auto Physical Damage	0	0	0	0	0	0	0	0	0	0	0	0
22.	Aircraft (all perils)	0	0	0	0	0	0	0	0	0	0	0	0
23.	Fidelity	0	0	0	0	0	0	0	0	0	0	0	0
24.	Surety	0	0	0	0	0	0	0	0	0	0	0	0
26.	Burglary and Theft	0	0	0	0	0	0	0	0	0	0	0	0
27.	Boiler and Machinery	71,432	52,963	0	31,118	0	0	0	0	0	0	12,693	2
28.	Credit	0	0	0	0	0	0	0	0	0	0	0	0
29.	International	0	0	0	0	0	0	0	0	0	0	0	0
30.	Warranty	0	0	0	0	0	0	0	0	0	0	0	0
31.	Reins nonproportional assumed property	XXX	XXX	XXX	XXX	XXX	XXX	XXX	XXX	XXX	XXX	XXX	XXX
32.	Reins nonproportional assumed liability	XXX	XXX	XXX	XXX	XXX	XXX	XXX	XXX	XXX	XXX	XXX	XXX
33.	Reins nonproportional assumed financial lines	XXX	XXX	XXX	XXX	XXX	XXX	XXX	XXX	XXX	XXX	XXX	XXX
34.	Aggregate Write-Ins for Other Lines of Business	0	0	0	0	0	0	0	0	0	0	0	0
35.	Total (a)	11,168,143	5,073,328	0	7,259,629	4,981,781	5,552,471	3,629,917	521,946	567,753	821,175	1,938,238	118
DETAILS OF WRITE-INS													
3401.	Collateral Protection	0	0	0	0	0	0	0	0	0	0	0	0
3402.	Involuntary Unemployment	0	0	0	0	0	0	0	0	0	0	0	0
3403.	Patent Risk	0	0	0	0	0	0	0	0	0	0	0	0
3498.	Summary of remaining write-ins for Line 34 from overflow page	0	0	0	0	0	0	0	0	0	0	0	0
3499.	Totals (Lines 3401 thru 3403 plus 3498)(Line 34 above)	0	0	0	0	0	0	0	0	0	0	0	0

(a) Finance and service charges not included in Lines 1 to 35 \$0
(b) For health business on indicated lines report: Number of persons insured under PPO managed care products0 and number of persons insured under indemnity only products0 .



ANNUAL STATEMENT FOR THE YEAR 2023 OF THE GREAT AMERICAN RISK SOLUTIONS SURPLUS LINES INSURANCE COMPANY

EXHIBIT OF PREMIUMS AND LOSSES (Statutory Page 14)

NAIC Group Code 0084 BUSINESS IN THE STATE OF Hawaii DURING THE YEAR 2023 NAIC Company Code 35351

Line of Business		Gross Premiums, Including Policy and Membership Fees, Less Return Premiums and Premiums on Policies not Taken		3	4	5	6	7	8	9	10	11	12
		1	2										
		Direct Premiums Written	Direct Premiums Earned	Dividends Paid or Credited to Policyholders on Direct Business	Direct Unearned Premium Reserves	Direct Losses Paid (deducting salvage)	Direct Losses Incurred	Direct Losses Unpaid	Direct Defense and Cost Containment Expense Paid	Direct Defense and Cost Containment Expense Incurred	Direct Defense and Cost Containment Expense Unpaid	Commissions and Brokerage Expenses	Taxes, Licenses and Fees
1.	Fire	0	0	0	0	0	0	0	0	0	0	0	0
2.1	Allied Lines	0	0	0	0	0	0	0	0	0	0	0	0
2.2	Multiple Peril Crop	0	0	0	0	0	0	0	0	0	0	0	0
2.3	Federal Flood	0	0	0	0	0	0	0	0	0	0	0	0
2.4	Private Crop	0	0	0	0	0	0	0	0	0	0	0	0
2.5	Private Flood	0	0	0	0	0	0	0	0	0	0	0	0
3.	Farmowners Multiple Peril	0	0	0	0	0	0	0	0	0	0	0	0
4.	Homeowners Multiple Peril	0	0	0	0	0	0	0	0	0	0	0	0
5.1	Commercial Multiple Peril (Non-Liability Portion)	34,666	40,549	0	12,398	0	(474)	11,111	0	(1,652)	2,129	6,259	1
5.2	Commercial Multiple Peril (Liability Portion)	0	0	0	0	0	0	0	0	0	0	0	0
6.	Mortgage Guaranty	0	0	0	0	0	0	0	0	0	0	0	0
8.	Ocean Marine	0	0	0	0	0	0	0	0	0	0	0	0
9.	Inland Marine	0	0	0	0	0	0	0	0	0	0	0	0
10.	Financial Guaranty	0	0	0	0	0	0	0	0	0	0	0	0
11.1	Medical Professional Liability - Occurrence	0	0	0	0	0	0	0	0	0	0	0	0
11.2	Medical Professional Liability - Claims-Made	0	0	0	0	0	0	0	0	0	0	0	0
12.	Earthquake	0	0	0	0	0	0	0	0	0	0	0	0
13.1	Comprehensive (hospital and medical) ind (b)	0	0	0	0	0	0	0	0	0	0	0	0
13.2	Comprehensive (hospital and medical) group (b)	0	0	0	0	0	0	0	0	0	0	0	0
14.	Credit A&H (Group and Individual)	0	0	0	0	0	0	0	0	0	0	0	0
15.1	Vision Only (b).....	0	0	0	0	0	0	0	0	0	0	0	0
15.2	Dental Only (b)	0	0	0	0	0	0	0	0	0	0	0	0
15.3	Disability Income (b)	0	0	0	0	0	0	0	0	0	0	0	0
15.4	Medicare Supplement (b)	0	0	0	0	0	0	0	0	0	0	0	0
15.5	Medicaid Title XIX (b)	0	0	0	0	0	0	0	0	0	0	0	0
15.6	Medicare Title XVIII (b).....	0	0	0	0	0	0	0	0	0	0	0	0
15.7	Long-Term Care (b)	0	0	0	0	0	0	0	0	0	0	0	0
15.8	Federal Employees Health Benefits Plan (b)	0	0	0	0	0	0	0	0	0	0	0	0
15.9	Other Health (b)	0	0	0	0	0	0	0	0	0	0	0	0
16.	Workers' Compensation	0	0	0	0	0	0	0	0	0	0	0	0
17.1	Other Liability - Occurrence	177,751	24,219	0	153,532	0	6,781	11,630	0	28	1,578	29,979	(1)
17.2	Other Liability - Claims-Made	0	0	0	0	0	(21,866)	19,114	0	(6,851)	6,086	0	0
17.3	Excess Workers' Compensation	0	0	0	0	0	0	0	0	0	0	0	0
18.1	Products Liability - Occurrence	46,450	8,758	0	37,692	0	3,004	3,132	0	2,011	2,052	8,135	0
18.2	Products Liability - Claims-Made	0	0	0	0	0	(164)	183	0	(53)	59	0	0
19.1	Private Passenger Auto No-Fault (Personal Injury Protection)	0	0	0	0	0	0	0	0	0	0	0	0
19.2	Other Private Passenger Auto Liability	0	0	0	0	0	0	0	0	0	0	0	0
19.3	Commercial Auto No-Fault (Personal Injury Protection)	0	0	0	0	0	0	0	0	0	0	0	0
19.4	Other Commercial Auto Liability	0	0	0	0	0	0	0	0	0	0	0	0
21.1	Private Passenger Auto Physical Damage	0	0	0	0	0	0	0	0	0	0	0	0
21.2	Commercial Auto Physical Damage	0	0	0	0	0	0	0	0	0	0	0	0
22.	Aircraft (all perils)	0	0	0	0	0	0	0	0	0	0	0	0
23.	Fidelity	0	0	0	0	0	0	0	0	0	0	0	0
24.	Surety	0	0	0	0	0	0	0	0	0	0	0	0
26.	Burglary and Theft	0	0	0	0	0	0	0	0	0	0	0	0
27.	Boiler and Machinery	655	828	0	231	0	0	0	0	0	0	119	0
28.	Credit	0	0	0	0	0	0	0	0	0	0	0	0
29.	International	0	0	0	0	0	0	0	0	0	0	0	0
30.	Warranty	0	0	0	0	0	0	0	0	0	0	0	0
31.	Reins nonproportional assumed property	XXX	XXX	XXX	XXX	XXX	XXX	XXX	XXX	XXX	XXX	XXX	XXX
32.	Reins nonproportional assumed liability	XXX	XXX	XXX	XXX	XXX	XXX	XXX	XXX	XXX	XXX	XXX	XXX
33.	Reins nonproportional assumed financial lines	XXX	XXX	XXX	XXX	XXX	XXX	XXX	XXX	XXX	XXX	XXX	XXX
34.	Aggregate Write-Ins for Other Lines of Business	0	0	0	0	0	0	0	0	0	0	0	0
35.	Total (a)	259,522	74,353	0	203,853	0	(12,718)	45,169	0	(6,519)	11,904	38,491	0
DETAILS OF WRITE-INS													
3401.	Collateral Protection	0	0	0	0	0	0	0	0	0	0	0	0
3402.	Involuntary Unemployment	0	0	0	0	0	0	0	0	0	0	0	0
3403.	Patent Risk	0	0	0	0	0	0	0	0	0	0	0	0
3498.	Summary of remaining write-ins for Line 34 from overflow page	0	0	0	0	0	0	0	0	0	0	0	0
3499.	Totals (Lines 3401 thru 3403 plus 3498)(Line 34 above)	0	0	0	0	0	0	0	0	0	0	0	0

(a) Finance and service charges not included in Lines 1 to 35 \$0
(b) For health business on indicated lines report: Number of persons insured under PPO managed care products0 and number of persons insured under indemnity only products0 .



ANNUAL STATEMENT FOR THE YEAR 2023 OF THE GREAT AMERICAN RISK SOLUTIONS SURPLUS LINES INSURANCE COMPANY

EXHIBIT OF PREMIUMS AND LOSSES (Statutory Page 14)

NAIC Group Code 0084 BUSINESS IN THE STATE OF Idaho DURING THE YEAR 2023 NAIC Company Code 35351

Line of Business		Gross Premiums, Including Policy and Membership Fees, Less Return Premiums and Premiums on Policies not Taken		3	4	5	6	7	8	9	10	11	12
		1	2										
		Direct Premiums Written	Direct Premiums Earned	Dividends Paid or Credited to Policyholders on Direct Business	Direct Unearned Premium Reserves	Direct Losses Paid (deducting salvage)	Direct Losses Incurred	Direct Losses Unpaid	Direct Defense and Cost Containment Expense Paid	Direct Defense and Cost Containment Expense Incurred	Direct Defense and Cost Containment Expense Unpaid	Commissions and Brokerage Expenses	Taxes, Licenses and Fees
1.	Fire	0	0	0	0	0	0	0	0	0	0	0	0
2.1	Allied Lines	0	0	0	0	0	0	0	0	0	0	0	0
2.2	Multiple Peril Crop	0	0	0	0	0	0	0	0	0	0	0	0
2.3	Federal Flood	0	0	0	0	0	0	0	0	0	0	0	0
2.4	Private Crop	0	0	0	0	0	0	0	0	0	0	0	0
2.5	Private Flood	0	0	0	0	0	0	0	0	0	0	0	0
3.	Farmowners Multiple Peril	0	0	0	0	0	0	0	0	0	0	0	0
4.	Homeowners Multiple Peril	0	0	0	0	0	0	0	0	0	0	0	0
5.1	Commercial Multiple Peril (Non-Liability Portion)	13,151	99,502	0	0	0	(84,093)	29,035	10,212	(609)	5,409	2,872	514
5.2	Commercial Multiple Peril (Liability Portion)	0	0	0	0	0	0	0	0	0	0	0	0
6.	Mortgage Guaranty	0	0	0	0	0	0	0	0	0	0	0	0
8.	Ocean Marine	0	0	0	0	0	0	0	0	0	0	0	0
9.	Inland Marine	0	0	0	0	0	0	0	0	0	0	0	0
10.	Financial Guaranty	0	0	0	0	0	0	0	0	0	0	0	0
11.1	Medical Professional Liability - Occurrence	0	0	0	0	0	0	0	0	0	0	0	0
11.2	Medical Professional Liability - Claims-Made	0	0	0	0	0	0	0	0	0	0	0	0
12.	Earthquake	0	0	0	0	0	0	0	0	0	0	0	0
13.1	Comprehensive (hospital and medical) ind (b)	0	0	0	0	0	0	0	0	0	0	0	0
13.2	Comprehensive (hospital and medical) group (b)	0	0	0	0	0	0	0	0	0	0	0	0
14.	Credit A&H (Group and Individual)	0	0	0	0	0	0	0	0	0	0	0	0
15.1	Vision Only (b).....	0	0	0	0	0	0	0	0	0	0	0	0
15.2	Dental Only (b)	0	0	0	0	0	0	0	0	0	0	0	0
15.3	Disability Income (b)	0	0	0	0	0	0	0	0	0	0	0	0
15.4	Medicare Supplement (b)	0	0	0	0	0	0	0	0	0	0	0	0
15.5	Medicaid Title XIX (b)	0	0	0	0	0	0	0	0	0	0	0	0
15.6	Medicare Title XVIII (b).....	0	0	0	0	0	0	0	0	0	0	0	0
15.7	Long-Term Care (b)	0	0	0	0	0	0	0	0	0	0	0	0
15.8	Federal Employees Health Benefits Plan (b)	0	0	0	0	0	0	0	0	0	0	0	0
15.9	Other Health (b)	0	0	0	0	0	0	0	0	0	0	0	0
16.	Workers' Compensation	0	0	0	0	0	0	0	0	0	0	0	0
17.1	Other Liability - Occurrence	55,165	14,364	0	40,801	0	5,347	10,475	0	(82)	2,012	9,672	40
17.2	Other Liability - Claims-Made	0	0	0	0	0	0	0	0	0	0	0	14
17.3	Excess Workers' Compensation	0	0	0	0	0	0	0	0	0	0	0	0
18.1	Products Liability - Occurrence	203,225	44,552	0	158,673	0	13,281	17,881	0	9,086	11,017	35,616	1
18.2	Products Liability - Claims-Made	0	0	0	0	0	0	0	0	0	0	0	0
19.1	Private Passenger Auto No-Fault (Personal Injury Protection)	0	0	0	0	0	0	0	0	0	0	0	0
19.2	Other Private Passenger Auto Liability	0	0	0	0	0	0	0	0	0	0	0	0
19.3	Commercial Auto No-Fault (Personal Injury Protection)	0	0	0	0	0	0	0	0	0	0	0	0
19.4	Other Commercial Auto Liability	0	0	0	0	0	0	0	0	0	0	0	0
21.1	Private Passenger Auto Physical Damage	0	0	0	0	0	0	0	0	0	0	0	0
21.2	Commercial Auto Physical Damage	0	0	0	0	0	0	0	0	0	0	0	0
22.	Aircraft (all perils)	0	0	0	0	0	0	0	0	0	0	0	0
23.	Fidelity	0	0	0	0	0	0	0	0	0	0	0	0
24.	Surety	0	0	0	0	0	0	0	0	0	0	0	0
26.	Burglary and Theft	0	0	0	0	0	0	0	0	0	0	0	0
27.	Boiler and Machinery	161	2,242	0	0	0	0	0	0	0	0	40	9
28.	Credit	0	0	0	0	0	0	0	0	0	0	0	0
29.	International	0	0	0	0	0	0	0	0	0	0	0	0
30.	Warranty	0	0	0	0	0	0	0	0	0	0	0	0
31.	Reins nonproportional assumed property	XXX	XXX	XXX	XXX	XXX	XXX	XXX	XXX	XXX	XXX	XXX	XXX
32.	Reins nonproportional assumed liability	XXX	XXX	XXX	XXX	XXX	XXX	XXX	XXX	XXX	XXX	XXX	XXX
33.	Reins nonproportional assumed financial lines	XXX	XXX	XXX	XXX	XXX	XXX	XXX	XXX	XXX	XXX	XXX	XXX
34.	Aggregate Write-Ins for Other Lines of Business	0	0	0	0	0	0	0	0	0	0	0	0
35.	Total (a)	271,702	160,659	0	199,475	0	(65,465)	57,391	10,212	8,395	18,438	48,201	579
DETAILS OF WRITE-INS													
3401.	Collateral Protection	0	0	0	0	0	0	0	0	0	0	0	0
3402.	Involuntary Unemployment	0	0	0	0	0	0	0	0	0	0	0	0
3403.	Patent Risk	0	0	0	0	0	0	0	0	0	0	0	0
3498.	Summary of remaining write-ins for Line 34 from overflow page	0	0	0	0	0	0	0	0	0	0	0	0
3499.	Totals (Lines 3401 thru 3403 plus 3498)(Line 34 above)	0	0	0	0	0	0	0	0	0	0	0	0

(a) Finance and service charges not included in Lines 1 to 35 \$0
(b) For health business on indicated lines report: Number of persons insured under PPO managed care products0 and number of persons insured under indemnity only products0 .



ANNUAL STATEMENT FOR THE YEAR 2023 OF THE GREAT AMERICAN RISK SOLUTIONS SURPLUS LINES INSURANCE COMPANY

EXHIBIT OF PREMIUMS AND LOSSES (Statutory Page 14)

NAIC Group Code 0084 BUSINESS IN THE STATE OF Illinois DURING THE YEAR 2023 NAIC Company Code 35351

Line of Business		Gross Premiums, Including Policy and Membership Fees, Less Return Premiums and Premiums on Policies not Taken		3	4	5	6	7	8	9	10	11	12
		1	2										
		Direct Premiums Written	Direct Premiums Earned	Dividends Paid or Credited to Policyholders on Direct Business	Direct Unearned Premium Reserves	Direct Losses Paid (deducting salvage)	Direct Losses Incurred	Direct Losses Unpaid	Direct Defense and Cost Containment Expense Paid	Direct Defense and Cost Containment Expense Incurred	Direct Defense and Cost Containment Expense Unpaid	Commissions and Brokerage Expenses	Taxes, Licenses and Fees
1.	Fire	611	3,401	0	322	0	(13,181)	2,078	0	(3,387)	482	141	20
2.1	Allied Lines	100	554	0	53	0	(2,147)	339	856	305	79	23	3
2.2	Multiple Peril Crop	0	0	0	0	0	0	0	0	0	0	0	0
2.3	Federal Flood	0	0	0	0	0	0	0	0	0	0	0	0
2.4	Private Crop	0	0	0	0	0	0	0	0	0	0	0	0
2.5	Private Flood	0	0	0	0	0	0	0	0	0	0	0	0
3.	Farmowners Multiple Peril	0	0	0	0	0	0	0	0	0	0	0	0
4.	Homeowners Multiple Peril	0	0	0	0	0	0	0	0	0	0	0	0
5.1	Commercial Multiple Peril (Non-Liability Portion)	1,580,351	1,975,545	0	1,121,692	0	8,474	557,208	263	(77,263)	106,811	287,395	19,690
5.2	Commercial Multiple Peril (Liability Portion)	0	0	0	0	0	0	0	0	0	0	0	0
6.	Mortgage Guaranty	0	0	0	0	0	0	0	0	0	0	0	0
8.	Ocean Marine	0	0	0	0	0	0	0	0	0	0	0	0
9.	Inland Marine	0	0	0	0	0	0	0	0	0	0	0	0
10.	Financial Guaranty	0	0	0	0	0	0	0	0	0	0	0	0
11.1	Medical Professional Liability - Occurrence	0	0	0	0	0	0	0	0	0	0	0	0
11.2	Medical Professional Liability - Claims-Made	0	0	0	0	0	0	0	0	0	0	0	0
12.	Earthquake	0	0	0	0	0	0	0	0	0	0	0	0
13.1	Comprehensive (hospital and medical) ind (b)	0	0	0	0	0	0	0	0	0	0	0	0
13.2	Comprehensive (hospital and medical) group (b)	0	0	0	0	0	0	0	0	0	0	0	0
14.	Credit A&H (Group and Individual)	0	0	0	0	0	0	0	0	0	0	0	0
15.1	Vision Only (b).....	0	0	0	0	0	0	0	0	0	0	0	0
15.2	Dental Only (b)	0	0	0	0	0	0	0	0	0	0	0	0
15.3	Disability Income (b)	0	0	0	0	0	0	0	0	0	0	0	0
15.4	Medicare Supplement (b)	0	0	0	0	0	0	0	0	0	0	0	0
15.5	Medicaid Title XIX (b)	0	0	0	0	0	0	0	0	0	0	0	0
15.6	Medicare Title XVIII (b).....	0	0	0	0	0	0	0	0	0	0	0	0
15.7	Long-Term Care (b)	0	0	0	0	0	0	0	0	0	0	0	0
15.8	Federal Employees Health Benefits Plan (b)	0	0	0	0	0	0	0	0	0	0	0	0
15.9	Other Health (b)	0	0	0	0	0	0	0	0	0	0	0	0
16.	Workers' Compensation	0	0	0	0	0	0	0	0	0	0	0	0
17.1	Other Liability - Occurrence	5,168,686	2,293,820	0	3,316,772	9,595	835,127	2,479,546	48,535	265,771	634,896	832,403	22,624
17.2	Other Liability - Claims-Made	1,156,630	1,066,274	0	357,189	1,702,626	178,533	1,775,661	109,046	(36,931)	466,950	186,827	10,806
17.3	Excess Workers' Compensation	0	0	0	0	0	0	0	0	0	0	0	0
18.1	Products Liability - Occurrence	2,191,730	465,218	0	1,727,929	4,957	130,124	157,497	50,474	178,839	144,724	383,874	4,152
18.2	Products Liability - Claims-Made	50,651	18,985	0	33,658	0	2,194	7,499	0	1,987	3,728	8,778	155
19.1	Private Passenger Auto No-Fault (Personal Injury Protection)	0	0	0	0	0	0	0	0	0	0	0	0
19.2	Other Private Passenger Auto Liability	0	0	0	0	0	0	0	0	0	0	0	0
19.3	Commercial Auto No-Fault (Personal Injury Protection)	0	0	0	0	0	0	0	0	0	0	0	0
19.4	Other Commercial Auto Liability	0	0	0	0	0	0	0	0	0	0	0	0
21.1	Private Passenger Auto Physical Damage	0	0	0	0	0	0	0	0	0	0	0	0
21.2	Commercial Auto Physical Damage	0	0	0	0	0	0	0	0	0	0	0	0
22.	Aircraft (all perils)	0	0	0	0	0	0	0	0	0	0	0	0
23.	Fidelity	0	0	0	0	0	0	0	0	0	0	0	0
24.	Surety	0	0	0	0	0	0	0	0	0	0	0	0
26.	Burglary and Theft	0	0	0	0	0	0	0	0	0	0	0	0
27.	Boiler and Machinery	10,202	15,483	0	5,541	0	0	0	0	0	0	1,870	156
28.	Credit	0	0	0	0	0	0	0	0	0	0	0	0
29.	International	0	0	0	0	0	0	0	0	0	0	0	0
30.	Warranty	0	0	0	0	0	0	0	0	0	0	0	0
31.	Reins nonproportional assumed property	XXX	XXX	XXX	XXX	XXX	XXX	XXX	XXX	XXX	XXX	XXX	XXX
32.	Reins nonproportional assumed liability	XXX	XXX	XXX	XXX	XXX	XXX	XXX	XXX	XXX	XXX	XXX	XXX
33.	Reins nonproportional assumed financial lines	XXX	XXX	XXX	XXX	XXX	XXX	XXX	XXX	XXX	XXX	XXX	XXX
34.	Aggregate Write-Ins for Other Lines of Business	0	0	0	0	0	0	0	0	0	0	0	0
35.	Total (a)	10,158,961	5,839,280	0	6,563,155	1,717,178	1,139,125	4,979,828	209,175	329,320	1,357,668	1,701,312	57,607
DETAILS OF WRITE-INS													
3401.	Collateral Protection	0	0	0	0	0	0	0	0	0	0	0	0
3402.	Involuntary Unemployment	0	0	0	0	0	0	0	0	0	0	0	0
3403.	Patent Risk	0	0	0	0	0	0	0	0	0	0	0	0
3498.	Summary of remaining write-ins for Line 34 from overflow page	0	0	0	0	0	0	0	0	0	0	0	0
3499.	Totals (Lines 3401 thru 3403 plus 3498)(Line 34 above)	0	0	0	0	0	0	0	0	0	0	0	0

(a) Finance and service charges not included in Lines 1 to 35 \$0
(b) For health business on indicated lines report: Number of persons insured under PPO managed care products0 and number of persons insured under indemnity only products0 .



ANNUAL STATEMENT FOR THE YEAR 2023 OF THE GREAT AMERICAN RISK SOLUTIONS SURPLUS LINES INSURANCE COMPANY

EXHIBIT OF PREMIUMS AND LOSSES (Statutory Page 14)

NAIC Group Code 0084

BUSINESS IN THE STATE OF Indiana

DURING THE YEAR 2023

NAIC Company Code 35351

Line of Business		Gross Premiums, Including Policy and Membership Fees, Less Return Premiums and Premiums on Policies not Taken		3	4	5	6	7	8	9	10	11	12
		1	2										
		Direct Premiums Written	Direct Premiums Earned	Dividends Paid or Credited to Policyholders on Direct Business	Direct Unearned Premium Reserves	Direct Losses Paid (deducting salvage)	Direct Losses Incurred	Direct Losses Unpaid	Direct Defense and Cost Containment Expense Paid	Direct Defense and Cost Containment Expense Incurred	Direct Defense and Cost Containment Expense Unpaid	Commissions and Brokerage Expenses	Taxes, Licenses and Fees
1.	Fire	0	0	0	0	0	(36)	8	0	(8)	0	0	0
2.1	Allied Lines	0	0	0	0	0	(6)	1	0	(1)	0	0	0
2.2	Multiple Peril Crop	0	0	0	0	0	0	0	0	0	0	0	0
2.3	Federal Flood	0	0	0	0	0	0	0	0	0	0	0	0
2.4	Private Crop	0	0	0	0	0	0	0	0	0	0	0	0
2.5	Private Flood	0	0	0	0	0	0	0	0	0	0	0	0
3.	Farmowners Multiple Peril	0	0	0	0	0	0	0	0	0	0	0	0
4.	Homeowners Multiple Peril	0	0	0	0	0	0	0	0	0	0	0	0
5.1	Commercial Multiple Peril (Non-Liability Portion)	1,771,581	1,415,974	0	677,014	138,179	209,584	380,439	6,276	(21,292)	75,160	317,585	79
5.2	Commercial Multiple Peril (Liability Portion)	0	0	0	0	0	0	0	0	0	0	0	0
6.	Mortgage Guaranty	0	0	0	0	0	0	0	0	0	0	0	0
8.	Ocean Marine	0	0	0	0	0	0	0	0	0	0	0	0
9.	Inland Marine	0	0	0	0	0	0	0	0	0	0	0	0
10.	Financial Guaranty	0	0	0	0	0	0	0	0	0	0	0	0
11.1	Medical Professional Liability - Occurrence	0	0	0	0	0	0	0	0	0	0	0	0
11.2	Medical Professional Liability - Claims-Made	0	0	0	0	0	0	0	0	0	0	0	0
12.	Earthquake	0	0	0	0	0	0	0	0	0	0	0	0
13.1	Comprehensive (hospital and medical) ind (b)	0	0	0	0	0	0	0	0	0	0	0	0
13.2	Comprehensive (hospital and medical) group (b)	0	0	0	0	0	0	0	0	0	0	0	0
14.	Credit A&H (Group and Individual)	0	0	0	0	0	0	0	0	0	0	0	0
15.1	Vision Only (b).....	0	0	0	0	0	0	0	0	0	0	0	0
15.2	Dental Only (b)	0	0	0	0	0	0	0	0	0	0	0	0
15.3	Disability Income (b)	0	0	0	0	0	0	0	0	0	0	0	0
15.4	Medicare Supplement (b)	0	0	0	0	0	0	0	0	0	0	0	0
15.5	Medicaid Title XIX (b)	0	0	0	0	0	0	0	0	0	0	0	0
15.6	Medicare Title XVIII (b).....	0	0	0	0	0	0	0	0	0	0	0	0
15.7	Long-Term Care (b)	0	0	0	0	0	0	0	0	0	0	0	0
15.8	Federal Employees Health Benefits Plan (b)	0	0	0	0	0	0	0	0	0	0	0	0
15.9	Other Health (b)	0	0	0	0	0	0	0	0	0	0	0	0
16.	Workers' Compensation	0	0	0	0	0	0	0	0	0	0	0	0
17.1	Other Liability - Occurrence	3,383,049	674,372	0	2,709,946	0	332,333	353,983	0	41,365	48,829	455,750	27
17.2	Other Liability - Claims-Made	1,538,095	983,814	0	1,120,307	12,000	272,276	558,361	2,784	108,692	207,409	269,181	69
17.3	Excess Workers' Compensation	0	0	0	0	0	0	0	0	0	0	0	0
18.1	Products Liability - Occurrence	625,132	150,840	0	474,292	0	47,294	47,337	0	31,445	31,463	109,421	8
18.2	Products Liability - Claims-Made	14,523	44,191	0	10,465	0	11,982	16,640	0	4,612	6,206	2,542	3
19.1	Private Passenger Auto No-Fault (Personal Injury Protection)	0	0	0	0	0	0	0	0	0	0	0	0
19.2	Other Private Passenger Auto Liability	0	0	0	0	0	0	0	0	0	0	0	0
19.3	Commercial Auto No-Fault (Personal Injury Protection)	0	0	0	0	0	0	0	0	0	0	0	0
19.4	Other Commercial Auto Liability	0	0	0	0	0	0	0	0	0	0	0	0
21.1	Private Passenger Auto Physical Damage	0	0	0	0	0	0	0	0	0	0	0	0
21.2	Commercial Auto Physical Damage	0	0	0	0	0	0	0	0	0	0	0	0
22.	Aircraft (all perils)	0	0	0	0	0	0	0	0	0	0	0	0
23.	Fidelity	0	0	0	0	0	0	0	0	0	0	0	0
24.	Surety	0	0	0	0	0	0	0	0	0	0	0	0
26.	Burglary and Theft	0	0	0	0	0	0	0	0	0	0	0	0
27.	Boiler and Machinery	6,653	9,322	0	1,483	0	0	0	0	0	0	1,249	1
28.	Credit	0	0	0	0	0	0	0	0	0	0	0	0
29.	International	0	0	0	0	0	0	0	0	0	0	0	0
30.	Warranty	0	0	0	0	0	0	0	0	0	0	0	0
31.	Reins nonproportional assumed property	XXX	XXX	XXX	XXX	XXX	XXX	XXX	XXX	XXX	XXX	XXX	XXX
32.	Reins nonproportional assumed liability	XXX	XXX	XXX	XXX	XXX	XXX	XXX	XXX	XXX	XXX	XXX	XXX
33.	Reins nonproportional assumed financial lines	XXX	XXX	XXX	XXX	XXX	XXX	XXX	XXX	XXX	XXX	XXX	XXX
34.	Aggregate Write-Ins for Other Lines of Business	0	0	0	0	0	0	0	0	0	0	0	0
35.	Total (a)	7,339,033	3,278,513	0	4,993,508	150,179	873,427	1,356,770	9,060	164,813	369,067	1,155,727	187
DETAILS OF WRITE-INS													
3401.	Collateral Protection	0	0	0	0	0	0	0	0	0	0	0	0
3402.	Involuntary Unemployment	0	0	0	0	0	0	0	0	0	0	0	0
3403.	Patent Risk	0	0	0	0	0	0	0	0	0	0	0	0
3498.	Summary of remaining write-ins for Line 34 from overflow page	0	0	0	0	0	0	0	0	0	0	0	0
3499.	Totals (Lines 3401 thru 3403 plus 3498)(Line 34 above)	0	0	0	0	0	0	0	0	0	0	0	0

(a) Finance and service charges not included in Lines 1 to 35 \$ 0

(b) For health business on indicated lines report: Number of persons insured under PPO managed care products 0 and number of persons insured under indemnity only products 0



ANNUAL STATEMENT FOR THE YEAR 2023 OF THE GREAT AMERICAN RISK SOLUTIONS SURPLUS LINES INSURANCE COMPANY

EXHIBIT OF PREMIUMS AND LOSSES (Statutory Page 14)

NAIC Group Code 0084 BUSINESS IN THE STATE OF Iowa DURING THE YEAR 2023 NAIC Company Code 35351

Line of Business		Gross Premiums, Including Policy and Membership Fees, Less Return Premiums and Premiums on Policies not Taken		3	4	5	6	7	8	9	10	11	12
		1	2										
		Direct Premiums Written	Direct Premiums Earned	Dividends Paid or Credited to Policyholders on Direct Business	Direct Unearned Premium Reserves	Direct Losses Paid (deducting salvage)	Direct Losses Incurred	Direct Losses Unpaid	Direct Defense and Cost Containment Expense Paid	Direct Defense and Cost Containment Expense Incurred	Direct Defense and Cost Containment Expense Unpaid	Commissions and Brokerage Expenses	Taxes, Licenses and Fees
1.	Fire	0	0	0	0	0	(18)	6	0	(6)	2	0	0
2.1	Allied Lines	0	0	0	0	0	(3)	1	0	(1)	0	0	0
2.2	Multiple Peril Crop	0	0	0	0	0	0	0	0	0	0	0	0
2.3	Federal Flood	0	0	0	0	0	0	0	0	0	0	0	0
2.4	Private Crop	0	0	0	0	0	0	0	0	0	0	0	0
2.5	Private Flood	0	0	0	0	0	0	0	0	0	0	0	0
3.	Farmowners Multiple Peril	0	0	0	0	0	0	0	0	0	0	0	0
4.	Homeowners Multiple Peril	0	0	0	0	0	0	0	0	0	0	0	0
5.1	Commercial Multiple Peril (Non-Liability Portion)	382,410	460,118	0	239,693	13,438	58,313	119,017	5,913	4,658	23,452	68,953	69
5.2	Commercial Multiple Peril (Liability Portion)	0	0	0	0	0	0	0	0	0	0	0	0
6.	Mortgage Guaranty	0	0	0	0	0	0	0	0	0	0	0	0
8.	Ocean Marine	0	0	0	0	0	0	0	0	0	0	0	0
9.	Inland Marine	0	0	0	0	0	0	0	0	0	0	0	0
10.	Financial Guaranty	0	0	0	0	0	0	0	0	0	0	0	0
11.1	Medical Professional Liability - Occurrence	0	0	0	0	0	0	0	0	0	0	0	0
11.2	Medical Professional Liability - Claims-Made	0	0	0	0	0	0	0	0	0	0	0	0
12.	Earthquake	0	0	0	0	0	0	0	0	0	0	0	0
13.1	Comprehensive (hospital and medical) ind (b)	0	0	0	0	0	0	0	0	0	0	0	0
13.2	Comprehensive (hospital and medical) group (b)	0	0	0	0	0	0	0	0	0	0	0	0
14.	Credit A&H (Group and Individual)	0	0	0	0	0	0	0	0	0	0	0	0
15.1	Vision Only (b).....	0	0	0	0	0	0	0	0	0	0	0	0
15.2	Dental Only (b)	0	0	0	0	0	0	0	0	0	0	0	0
15.3	Disability Income (b)	0	0	0	0	0	0	0	0	0	0	0	0
15.4	Medicare Supplement (b)	0	0	0	0	0	0	0	0	0	0	0	0
15.5	Medicaid Title XIX (b)	0	0	0	0	0	0	0	0	0	0	0	0
15.6	Medicare Title XVIII (b).....	0	0	0	0	0	0	0	0	0	0	0	0
15.7	Long-Term Care (b)	0	0	0	0	0	0	0	0	0	0	0	0
15.8	Federal Employees Health Benefits Plan (b)	0	0	0	0	0	0	0	0	0	0	0	0
15.9	Other Health (b)	0	0	0	0	0	0	0	0	0	0	0	0
16.	Workers' Compensation	0	0	0	0	0	0	0	0	0	0	0	0
17.1	Other Liability - Occurrence	184,864	51,602	0	139,262	0	21,874	36,500	0	(162)	4,597	32,409	7
17.2	Other Liability - Claims-Made	5,057	636	0	4,421	0	171	171	0	66	66	1,011	3
17.3	Excess Workers' Compensation	0	0	0	0	0	0	0	0	0	0	0	0
18.1	Products Liability - Occurrence	211,095	42,411	0	168,684	0	13,314	13,314	0	8,864	8,864	36,997	0
18.2	Products Liability - Claims-Made	0	0	0	0	0	0	0	0	0	0	0	0
19.1	Private Passenger Auto No-Fault (Personal Injury Protection)	0	0	0	0	0	0	0	0	0	0	0	0
19.2	Other Private Passenger Auto Liability	0	0	0	0	0	0	0	0	0	0	0	0
19.3	Commercial Auto No-Fault (Personal Injury Protection)	0	0	0	0	0	0	0	0	0	0	0	0
19.4	Other Commercial Auto Liability	0	0	0	0	0	0	0	0	0	0	0	0
21.1	Private Passenger Auto Physical Damage	0	0	0	0	0	0	0	0	0	0	0	0
21.2	Commercial Auto Physical Damage	0	0	0	0	0	0	0	0	0	0	0	0
22.	Aircraft (all perils)	0	0	0	0	0	0	0	0	0	0	0	0
23.	Fidelity	0	0	0	0	0	0	0	0	0	0	0	0
24.	Surety	0	0	0	0	0	0	0	0	0	0	0	0
26.	Burglary and Theft	0	0	0	0	0	0	0	0	0	0	0	0
27.	Boiler and Machinery	6,790	6,870	0	3,773	0	0	0	0	0	0	1,216	1
28.	Credit	0	0	0	0	0	0	0	0	0	0	0	0
29.	International	0	0	0	0	0	0	0	0	0	0	0	0
30.	Warranty	0	0	0	0	0	0	0	0	0	0	0	0
31.	Reins nonproportional assumed property	XXX	XXX	XXX	XXX	XXX	XXX	XXX	XXX	XXX	XXX	XXX	XXX
32.	Reins nonproportional assumed liability	XXX	XXX	XXX	XXX	XXX	XXX	XXX	XXX	XXX	XXX	XXX	XXX
33.	Reins nonproportional assumed financial lines	XXX	XXX	XXX	XXX	XXX	XXX	XXX	XXX	XXX	XXX	XXX	XXX
34.	Aggregate Write-Ins for Other Lines of Business	0	0	0	0	0	0	0	0	0	0	0	0
35.	Total (a)	790,216	561,636	0	549,834	13,438	93,651	169,009	5,913	13,418	36,980	140,587	79
DETAILS OF WRITE-INS													
3401.	Collateral Protection	0	0	0	0	0	0	0	0	0	0	0	0
3402.	Involuntary Unemployment	0	0	0	0	0	0	0	0	0	0	0	0
3403.	Patent Risk	0	0	0	0	0	0	0	0	0	0	0	0
3498.	Summary of remaining write-ins for Line 34 from overflow page	0	0	0	0	0	0	0	0	0	0	0	0
3499.	Totals (Lines 3401 thru 3403 plus 3498)(Line 34 above)	0	0	0	0	0	0	0	0	0	0	0	0

(a) Finance and service charges not included in Lines 1 to 35 \$0
(b) For health business on indicated lines report: Number of persons insured under PPO managed care products0 and number of persons insured under indemnity only products0 .



ANNUAL STATEMENT FOR THE YEAR 2023 OF THE GREAT AMERICAN RISK SOLUTIONS SURPLUS LINES INSURANCE COMPANY

EXHIBIT OF PREMIUMS AND LOSSES (Statutory Page 14)

NAIC Group Code 0084 BUSINESS IN THE STATE OF Kansas DURING THE YEAR 2023 NAIC Company Code 35351

Line of Business		Gross Premiums, Including Policy and Membership Fees, Less Return Premiums and Premiums on Policies not Taken		3	4	5	6	7	8	9	10	11	12
		1	2										
		Direct Premiums Written	Direct Premiums Earned	Dividends Paid or Credited to Policyholders on Direct Business	Direct Unearned Premium Reserves	Direct Losses Paid (deducting salvage)	Direct Losses Incurred	Direct Losses Unpaid	Direct Defense and Cost Containment Expense Paid	Direct Defense and Cost Containment Expense Incurred	Direct Defense and Cost Containment Expense Unpaid	Commissions and Brokerage Expenses	Taxes, Licenses and Fees
1.	Fire	0	0	0	0	0	(7,379)	3,175	0	(2,627)	706	0	0
2.1	Allied Lines	0	0	0	0	0	(1,201)	517	0	(428)	115	0	0
2.2	Multiple Peril Crop	0	0	0	0	0	0	0	0	0	0	0	0
2.3	Federal Flood	0	0	0	0	0	0	0	0	0	0	0	0
2.4	Private Crop	0	0	0	0	0	0	0	0	0	0	0	0
2.5	Private Flood	0	0	0	0	0	0	0	0	0	0	0	0
3.	Farmowners Multiple Peril	0	0	0	0	0	0	0	0	0	0	0	0
4.	Homeowners Multiple Peril	0	0	0	0	0	0	0	0	0	0	0	0
5.1	Commercial Multiple Peril (Non-Liability Portion)	154,181	107,628	0	52,855	0	(19,816)	34,166	0	(12,147)	6,137	27,539	164
5.2	Commercial Multiple Peril (Liability Portion)	0	0	0	0	0	0	0	0	0	0	0	0
6.	Mortgage Guaranty	0	0	0	0	0	0	0	0	0	0	0	0
8.	Ocean Marine	0	0	0	0	0	0	0	0	0	0	0	0
9.	Inland Marine	0	0	0	0	0	0	0	0	0	0	0	0
10.	Financial Guaranty	0	0	0	0	0	0	0	0	0	0	0	0
11.1	Medical Professional Liability - Occurrence	0	0	0	0	0	0	0	0	0	0	0	0
11.2	Medical Professional Liability - Claims-Made	0	0	0	0	0	0	0	0	0	0	0	0
12.	Earthquake	0	0	0	0	0	0	0	0	0	0	0	0
13.1	Comprehensive (hospital and medical) ind (b)	0	0	0	0	0	0	0	0	0	0	0	0
13.2	Comprehensive (hospital and medical) group (b)	0	0	0	0	0	0	0	0	0	0	0	0
14.	Credit A&H (Group and Individual)	0	0	0	0	0	0	0	0	0	0	0	0
15.1	Vision Only (b).....	0	0	0	0	0	0	0	0	0	0	0	0
15.2	Dental Only (b)	0	0	0	0	0	0	0	0	0	0	0	0
15.3	Disability Income (b)	0	0	0	0	0	0	0	0	0	0	0	0
15.4	Medicare Supplement (b)	0	0	0	0	0	0	0	0	0	0	0	0
15.5	Medicaid Title XIX (b)	0	0	0	0	0	0	0	0	0	0	0	0
15.6	Medicare Title XVIII (b).....	0	0	0	0	0	0	0	0	0	0	0	0
15.7	Long-Term Care (b)	0	0	0	0	0	0	0	0	0	0	0	0
15.8	Federal Employees Health Benefits Plan (b)	0	0	0	0	0	0	0	0	0	0	0	0
15.9	Other Health (b)	0	0	0	0	0	0	0	0	0	0	0	0
16.	Workers' Compensation	0	0	0	0	0	0	0	0	0	0	0	0
17.1	Other Liability - Occurrence	274,216	62,105	0	220,115	0	(6,508)	97,655	15,982	(20,267)	87,678	48,632	41
17.2	Other Liability - Claims-Made	52,515	8,368	0	44,147	0	3,197	3,627	0	1,041	1,198	9,253	0
17.3	Excess Workers' Compensation	0	0	0	0	0	0	0	0	0	0	0	0
18.1	Products Liability - Occurrence	146,923	25,530	0	121,451	0	8,292	8,392	0	5,063	5,116	25,745	1
18.2	Products Liability - Claims-Made	0	0	0	0	0	0	0	0	0	0	0	0
19.1	Private Passenger Auto No-Fault (Personal Injury Protection)	0	0	0	0	0	0	0	0	0	0	0	0
19.2	Other Private Passenger Auto Liability	0	0	0	0	0	0	0	0	0	0	0	0
19.3	Commercial Auto No-Fault (Personal Injury Protection)	0	0	0	0	0	0	0	0	0	0	0	0
19.4	Other Commercial Auto Liability	0	0	0	0	0	0	0	0	0	0	0	0
21.1	Private Passenger Auto Physical Damage	0	0	0	0	0	0	0	0	0	0	0	0
21.2	Commercial Auto Physical Damage	0	0	0	0	0	0	0	0	0	0	0	0
22.	Aircraft (all perils)	0	0	0	0	0	0	0	0	0	0	0	0
23.	Fidelity	0	0	0	0	0	0	0	0	0	0	0	0
24.	Surety	0	0	0	0	0	0	0	0	0	0	0	0
26.	Burglary and Theft	0	0	0	0	0	0	0	0	0	0	0	0
27.	Boiler and Machinery	2,629	1,764	0	865	0	0	0	0	0	0	469	3
28.	Credit	0	0	0	0	0	0	0	0	0	0	0	0
29.	International	0	0	0	0	0	0	0	0	0	0	0	0
30.	Warranty	0	0	0	0	0	0	0	0	0	0	0	0
31.	Reins nonproportional assumed property	XXX	XXX	XXX	XXX	XXX	XXX	XXX	XXX	XXX	XXX	XXX	XXX
32.	Reins nonproportional assumed liability	XXX	XXX	XXX	XXX	XXX	XXX	XXX	XXX	XXX	XXX	XXX	XXX
33.	Reins nonproportional assumed financial lines	XXX	XXX	XXX	XXX	XXX	XXX	XXX	XXX	XXX	XXX	XXX	XXX
34.	Aggregate Write-Ins for Other Lines of Business	0	0	0	0	0	0	0	0	0	0	0	0
35.	Total (a)	630,464	205,396	0	439,433	0	(23,415)	147,531	15,982	(29,363)	100,950	111,638	209
DETAILS OF WRITE-INS													
3401.	Collateral Protection	0	0	0	0	0	0	0	0	0	0	0	0
3402.	Involuntary Unemployment	0	0	0	0	0	0	0	0	0	0	0	0
3403.	Patent Risk	0	0	0	0	0	0	0	0	0	0	0	0
3498.	Summary of remaining write-ins for Line 34 from overflow page	0	0	0	0	0	0	0	0	0	0	0	0
3499.	Totals (Lines 3401 thru 3403 plus 3498)(Line 34 above)	0	0	0	0	0	0	0	0	0	0	0	0

(a) Finance and service charges not included in Lines 1 to 35 \$0
(b) For health business on indicated lines report: Number of persons insured under PPO managed care products0 and number of persons insured under indemnity only products0 .



ANNUAL STATEMENT FOR THE YEAR 2023 OF THE GREAT AMERICAN RISK SOLUTIONS SURPLUS LINES INSURANCE COMPANY

EXHIBIT OF PREMIUMS AND LOSSES (Statutory Page 14)

NAIC Group Code 0084 BUSINESS IN THE STATE OF Kentucky DURING THE YEAR 2023 NAIC Company Code 35351

Line of Business		Gross Premiums, Including Policy and Membership Fees, Less Return Premiums and Premiums on Policies not Taken		3	4	5	6	7	8	9	10	11	12
		1	2										
		Direct Premiums Written	Direct Premiums Earned	Dividends Paid or Credited to Policyholders on Direct Business	Direct Unearned Premium Reserves	Direct Losses Paid (deducting salvage)	Direct Losses Incurred	Direct Losses Unpaid	Direct Defense and Cost Containment Expense Paid	Direct Defense and Cost Containment Expense Incurred	Direct Defense and Cost Containment Expense Unpaid	Commissions and Brokerage Expenses	Taxes, Licenses and Fees
1.	Fire	(10,220)	3,957	0	0	0	(892)	828	0	(217)	202	(1,710)	2
2.1	Allied Lines	(1,664)	644	0	0	0	(145)	135	0	(35)	33	(278)	0
2.2	Multiple Peril Crop	0	0	0	0	0	0	0	0	0	0	0	0
2.3	Federal Flood	0	0	0	0	0	0	0	0	0	0	0	0
2.4	Private Crop	0	0	0	0	0	0	0	0	0	0	0	0
2.5	Private Flood	0	0	0	0	0	0	0	0	0	0	0	0
3.	Farmowners Multiple Peril	0	0	0	0	0	0	0	0	0	0	0	0
4.	Homeowners Multiple Peril	0	0	0	0	0	0	0	0	0	0	0	0
5.1	Commercial Multiple Peril (Non-Liability Portion)	176,733	223,716	0	86,102	473,984	557,814	159,481	22,402	15,739	19,518	31,942	41
5.2	Commercial Multiple Peril (Liability Portion)	0	0	0	0	0	0	0	0	0	0	0	0
6.	Mortgage Guaranty	0	0	0	0	0	0	0	0	0	0	0	0
8.	Ocean Marine	0	0	0	0	0	0	0	0	0	0	0	0
9.	Inland Marine	0	0	0	0	0	0	0	0	0	0	0	0
10.	Financial Guaranty	0	0	0	0	0	0	0	0	0	0	0	0
11.1	Medical Professional Liability - Occurrence	0	0	0	0	0	0	0	0	0	0	0	0
11.2	Medical Professional Liability - Claims-Made	0	0	0	0	0	0	0	0	0	0	0	0
12.	Earthquake	0	0	0	0	0	0	0	0	0	0	0	0
13.1	Comprehensive (hospital and medical) ind (b)	0	0	0	0	0	0	0	0	0	0	0	0
13.2	Comprehensive (hospital and medical) group (b)	0	0	0	0	0	0	0	0	0	0	0	0
14.	Credit A&H (Group and Individual)	0	0	0	0	0	0	0	0	0	0	0	0
15.1	Vision Only (b)	0	0	0	0	0	0	0	0	0	0	0	0
15.2	Dental Only (b)	0	0	0	0	0	0	0	0	0	0	0	0
15.3	Disability Income (b)	0	0	0	0	0	0	0	0	0	0	0	0
15.4	Medicare Supplement (b)	0	0	0	0	0	0	0	0	0	0	0	0
15.5	Medicaid Title XIX (b)	0	0	0	0	0	0	0	0	0	0	0	0
15.6	Medicare Title XVIII (b)	0	0	0	0	0	0	0	0	0	0	0	0
15.7	Long-Term Care (b)	0	0	0	0	0	0	0	0	0	0	0	0
15.8	Federal Employees Health Benefits Plan (b)	0	0	0	0	0	0	0	0	0	0	0	0
15.9	Other Health (b)	0	0	0	0	0	0	0	0	0	0	0	0
16.	Workers' Compensation	0	0	0	0	0	0	0	0	0	0	0	0
17.1	Other Liability - Occurrence	703,639	565,435	0	140,777	230,000	227,267	1,186,216	12,544	39,389	349,932	45,942	103
17.2	Other Liability - Claims-Made	1,023,036	607,934	0	517,046	0	350,560	635,008	18,324	127,759	205,249	179,044	82
17.3	Excess Workers' Compensation	0	0	0	0	0	0	0	0	0	0	0	0
18.1	Products Liability - Occurrence	820,362	203,624	0	616,746	0	57,911	62,719	0	42,890	44,734	116,478	(10)
18.2	Products Liability - Claims-Made	8,842	4,953	0	4,628	0	1,121	2,152	0	427	783	1,547	1
19.1	Private Passenger Auto No-Fault (Personal Injury Protection)	0	0	0	0	0	0	0	0	0	0	0	0
19.2	Other Private Passenger Auto Liability	0	0	0	0	0	0	0	0	0	0	0	0
19.3	Commercial Auto No-Fault (Personal Injury Protection)	0	0	0	0	0	0	0	0	0	0	0	0
19.4	Other Commercial Auto Liability	0	0	0	0	0	0	0	0	0	0	0	0
21.1	Private Passenger Auto Physical Damage	0	0	0	0	0	0	0	0	0	0	0	0
21.2	Commercial Auto Physical Damage	0	0	0	0	0	0	0	0	0	0	0	0
22.	Aircraft (all perils)	0	0	0	0	0	0	0	0	0	0	0	0
23.	Fidelity	0	0	0	0	0	0	0	0	0	0	0	0
24.	Surety	0	0	0	0	0	0	0	0	0	0	0	0
26.	Burglary and Theft	0	0	0	0	0	0	0	0	0	0	0	0
27.	Boiler and Machinery	1,520	3,159	0	739	0	0	0	0	0	0	283	1
28.	Credit	0	0	0	0	0	0	0	0	0	0	0	0
29.	International	0	0	0	0	0	0	0	0	0	0	0	0
30.	Warranty	0	0	0	0	0	0	0	0	0	0	0	0
31.	Reins nonproportional assumed property	XXX	XXX	XXX	XXX	XXX	XXX	XXX	XXX	XXX	XXX	XXX	XXX
32.	Reins nonproportional assumed liability	XXX	XXX	XXX	XXX	XXX	XXX	XXX	XXX	XXX	XXX	XXX	XXX
33.	Reins nonproportional assumed financial lines	XXX	XXX	XXX	XXX	XXX	XXX	XXX	XXX	XXX	XXX	XXX	XXX
34.	Aggregate Write-Ins for Other Lines of Business	0	0	0	0	0	0	0	0	0	0	0	0
35.	Total (a)	2,722,248	1,613,423	0	1,366,038	703,984	1,193,635	2,046,539	53,270	225,951	620,452	373,249	220
DETAILS OF WRITE-INS													
3401.	Collateral Protection	0	0	0	0	0	0	0	0	0	0	0	0
3402.	Involuntary Unemployment	0	0	0	0	0	0	0	0	0	0	0	0
3403.	Patent Risk	0	0	0	0	0	0	0	0	0	0	0	0
3498.	Summary of remaining write-ins for Line 34 from overflow page	0	0	0	0	0	0	0	0	0	0	0	0
3499.	Totals (Lines 3401 thru 3403 plus 3498)(Line 34 above)	0	0	0	0	0	0	0	0	0	0	0	0

(a) Finance and service charges not included in Lines 1 to 35 \$0
(b) For health business on indicated lines report: Number of persons insured under PPO managed care products0 and number of persons insured under indemnity only products0



ANNUAL STATEMENT FOR THE YEAR 2023 OF THE GREAT AMERICAN RISK SOLUTIONS SURPLUS LINES INSURANCE COMPANY

EXHIBIT OF PREMIUMS AND LOSSES (Statutory Page 14)

NAIC Group Code 0084

BUSINESS IN THE STATE OF Louisiana

DURING THE YEAR 2023

NAIC Company Code 35351

Line of Business		Gross Premiums, Including Policy and Membership Fees, Less Return Premiums and Premiums on Policies not Taken		3	4	5	6	7	8	9	10	11	12
		1	2										
		Direct Premiums Written	Direct Premiums Earned	Dividends Paid or Credited to Policyholders on Direct Business	Direct Unearned Premium Reserves	Direct Losses Paid (deducting salvage)	Direct Losses Incurred	Direct Losses Unpaid	Direct Defense and Cost Containment Expense Paid	Direct Defense and Cost Containment Expense Incurred	Direct Defense and Cost Containment Expense Unpaid	Commissions and Brokerage Expenses	Taxes, Licenses and Fees
1.	Fire	84,725	40,807	0	48,895	0	2,920	7,665	0	703	1,904	14,972	5
2.1	Allied Lines	13,792	6,643	0	7,960	0	474	1,247	0	114	310	2,437	1
2.2	Multiple Peril Crop	0	0	0	0	0	0	0	0	0	0	0	0
2.3	Federal Flood	0	0	0	0	0	0	0	0	0	0	0	0
2.4	Private Crop	0	0	0	0	0	0	0	0	0	0	0	0
2.5	Private Flood	0	0	0	0	0	0	0	0	0	0	0	0
3.	Farmowners Multiple Peril	0	0	0	0	0	0	0	0	0	0	0	0
4.	Homeowners Multiple Peril	0	0	0	0	0	0	0	0	0	0	0	0
5.1	Commercial Multiple Peril (Non-Liability Portion)	5,703,446	4,297,828	0	2,863,488	96,702	803,213	1,011,603	109,893	256,199	248,422	1,001,903	807
5.2	Commercial Multiple Peril (Liability Portion)	0	0	0	0	0	0	0	0	0	0	0	0
6.	Mortgage Guaranty	0	0	0	0	0	0	0	0	0	0	0	0
8.	Ocean Marine	0	0	0	0	0	0	0	0	0	0	0	0
9.	Inland Marine	0	0	0	0	0	0	0	0	0	0	0	0
10.	Financial Guaranty	0	0	0	0	0	0	0	0	0	0	0	0
11.1	Medical Professional Liability - Occurrence	0	0	0	0	0	0	0	0	0	0	0	0
11.2	Medical Professional Liability - Claims-Made	0	0	0	0	0	0	0	0	0	0	0	0
12.	Earthquake	0	0	0	0	0	0	0	0	0	0	0	0
13.1	Comprehensive (hospital and medical) ind (b)	0	0	0	0	0	0	0	0	0	0	0	0
13.2	Comprehensive (hospital and medical) group (b)	0	0	0	0	0	0	0	0	0	0	0	0
14.	Credit A&H (Group and Individual)	0	0	0	0	0	0	0	0	0	0	0	0
15.1	Vision Only (b).....	0	0	0	0	0	0	0	0	0	0	0	0
15.2	Dental Only (b)	0	0	0	0	0	0	0	0	0	0	0	0
15.3	Disability Income (b)	0	0	0	0	0	0	0	0	0	0	0	0
15.4	Medicare Supplement (b)	0	0	0	0	0	0	0	0	0	0	0	0
15.5	Medicaid Title XIX (b)	0	0	0	0	0	0	0	0	0	0	0	0
15.6	Medicare Title XVIII (b).....	0	0	0	0	0	0	0	0	0	0	0	0
15.7	Long-Term Care (b)	0	0	0	0	0	0	0	0	0	0	0	0
15.8	Federal Employees Health Benefits Plan (b)	0	0	0	0	0	0	0	0	0	0	0	0
15.9	Other Health (b)	0	0	0	0	0	0	0	0	0	0	0	0
16.	Workers' Compensation	0	0	0	0	0	0	0	0	0	0	0	0
17.1	Other Liability - Occurrence	1,056,834	1,115,720	0	478,390	912,682	607,682	3,120,051	186,815	130,235	1,029,040	203,863	371
17.2	Other Liability - Claims-Made	88,615	81,849	0	25,626	0	(2,906)	266,183	30,375	6,900	37,972	7,209	31
17.3	Excess Workers' Compensation	0	0	0	0	0	0	0	0	0	0	0	0
18.1	Products Liability - Occurrence	89,804	22,736	0	67,302	0	(26,860)	182,349	106	(10,006)	76,799	15,751	0
18.2	Products Liability - Claims-Made	43,240	19,861	0	25,448	0	2,920	7,370	0	2,213	3,690	6,667	3
19.1	Private Passenger Auto No-Fault (Personal Injury Protection)	0	0	0	0	0	0	0	0	0	0	0	0
19.2	Other Private Passenger Auto Liability	0	0	0	0	0	0	0	0	0	0	0	0
19.3	Commercial Auto No-Fault (Personal Injury Protection)	0	0	0	0	0	0	0	0	0	0	0	0
19.4	Other Commercial Auto Liability	0	0	0	0	0	0	0	0	0	0	0	0
21.1	Private Passenger Auto Physical Damage	0	0	0	0	0	0	0	0	0	0	0	0
21.2	Commercial Auto Physical Damage	0	0	0	0	0	0	0	0	0	0	0	0
22.	Aircraft (all perils)	0	0	0	0	0	0	0	0	0	0	0	0
23.	Fidelity	0	0	0	0	0	0	0	0	0	0	0	0
24.	Surety	0	0	0	0	0	0	0	0	0	0	0	0
26.	Burglary and Theft	0	0	0	0	0	0	0	0	0	0	0	0
27.	Boiler and Machinery	77,934	69,702	0	37,925	14,678	34,678	20,000	15,945	20,559	4,614	13,883	17
28.	Credit	0	0	0	0	0	0	0	0	0	0	0	0
29.	International	0	0	0	0	0	0	0	0	0	0	0	0
30.	Warranty	0	0	0	0	0	0	0	0	0	0	0	0
31.	Reins nonproportional assumed property	XXX	XXX	XXX	XXX	XXX	XXX	XXX	XXX	XXX	XXX	XXX	XXX
32.	Reins nonproportional assumed liability	XXX	XXX	XXX	XXX	XXX	XXX	XXX	XXX	XXX	XXX	XXX	XXX
33.	Reins nonproportional assumed financial lines	XXX	XXX	XXX	XXX	XXX	XXX	XXX	XXX	XXX	XXX	XXX	XXX
34.	Aggregate Write-Ins for Other Lines of Business	0	0	0	0	0	0	0	0	0	0	0	0
35.	Total (a)	7,158,390	5,655,146	0	3,555,034	1,024,061	1,422,121	4,616,468	343,135	406,918	1,402,751	1,266,686	1,237
DETAILS OF WRITE-INS													
3401.	Collateral Protection	0	0	0	0	0	0	0	0	0	0	0	0
3402.	Involuntary Unemployment	0	0	0	0	0	0	0	0	0	0	0	0
3403.	Patent Risk	0	0	0	0	0	0	0	0	0	0	0	0
3498.	Summary of remaining write-ins for Line 34 from overflow page	0	0	0	0	0	0	0	0	0	0	0	0
3499.	Totals (Lines 3401 thru 3403 plus 3498)(Line 34 above)	0	0	0	0	0	0	0	0	0	0	0	0

(a) Finance and service charges not included in Lines 1 to 35 \$ 0

(b) For health business on indicated lines report: Number of persons insured under PPO managed care products 0 and number of persons insured under indemnity only products 0



ANNUAL STATEMENT FOR THE YEAR 2023 OF THE GREAT AMERICAN RISK SOLUTIONS SURPLUS LINES INSURANCE COMPANY

EXHIBIT OF PREMIUMS AND LOSSES (Statutory Page 14)

NAIC Group Code 0084

BUSINESS IN THE STATE OF Maine

DURING THE YEAR 2023

NAIC Company Code 35351

Line of Business		Gross Premiums, Including Policy and Membership Fees, Less Return Premiums and Premiums on Policies not Taken		3	4	5	6	7	8	9	10	11	12
		1	2										
		Direct Premiums Written	Direct Premiums Earned	Dividends Paid or Credited to Policyholders on Direct Business	Direct Unearned Premium Reserves	Direct Losses Paid (deducting salvage)	Direct Losses Incurred	Direct Losses Unpaid	Direct Defense and Cost Containment Expense Paid	Direct Defense and Cost Containment Expense Incurred	Direct Defense and Cost Containment Expense Unpaid	Commissions and Brokerage Expenses	Taxes, Licenses and Fees
1.	Fire	0	0	0	0	0	(33)	11	0	(11)	0	0	0
2.1	Allied Lines	0	0	0	0	0	(5)	2	0	(2)	0	0	0
2.2	Multiple Peril Crop	0	0	0	0	0	0	0	0	0	0	0	0
2.3	Federal Flood	0	0	0	0	0	0	0	0	0	0	0	0
2.4	Private Crop	0	0	0	0	0	0	0	0	0	0	0	0
2.5	Private Flood	0	0	0	0	0	0	0	0	0	0	0	0
3.	Farmowners Multiple Peril	0	0	0	0	0	0	0	0	0	0	0	0
4.	Homeowners Multiple Peril	0	0	0	0	0	0	0	0	0	0	0	0
5.1	Commercial Multiple Peril (Non-Liability Portion)	91,735	102,460	0	8,619	0	(4,373)	30,805	0	(6,121)	5,815	16,459	2
5.2	Commercial Multiple Peril (Liability Portion)	0	0	0	0	0	0	0	0	0	0	0	0
6.	Mortgage Guaranty	0	0	0	0	0	0	0	0	0	0	0	0
8.	Ocean Marine	0	0	0	0	0	0	0	0	0	0	0	0
9.	Inland Marine	0	0	0	0	0	0	0	0	0	0	0	0
10.	Financial Guaranty	0	0	0	0	0	0	0	0	0	0	0	0
11.1	Medical Professional Liability - Occurrence	0	0	0	0	0	0	0	0	0	0	0	0
11.2	Medical Professional Liability - Claims-Made	0	0	0	0	0	0	0	0	0	0	0	0
12.	Earthquake	0	0	0	0	0	0	0	0	0	0	0	0
13.1	Comprehensive (hospital and medical) ind (b)	0	0	0	0	0	0	0	0	0	0	0	0
13.2	Comprehensive (hospital and medical) group (b)	0	0	0	0	0	0	0	0	0	0	0	0
14.	Credit A&H (Group and Individual)	0	0	0	0	0	0	0	0	0	0	0	0
15.1	Vision Only (b).....	0	0	0	0	0	0	0	0	0	0	0	0
15.2	Dental Only (b)	0	0	0	0	0	0	0	0	0	0	0	0
15.3	Disability Income (b)	0	0	0	0	0	0	0	0	0	0	0	0
15.4	Medicare Supplement (b)	0	0	0	0	0	0	0	0	0	0	0	0
15.5	Medicaid Title XIX (b)	0	0	0	0	0	0	0	0	0	0	0	0
15.6	Medicare Title XVIII (b).....	0	0	0	0	0	0	0	0	0	0	0	0
15.7	Long-Term Care (b)	0	0	0	0	0	0	0	0	0	0	0	0
15.8	Federal Employees Health Benefits Plan (b)	0	0	0	0	0	0	0	0	0	0	0	0
15.9	Other Health (b)	0	0	0	0	0	0	0	0	0	0	0	0
16.	Workers' Compensation	0	0	0	0	0	0	0	0	0	0	0	0
17.1	Other Liability - Occurrence	105,345	51,076	0	70,725	(563)	10,381	82,199	5,121	6,257	26,410	18,819	0
17.2	Other Liability - Claims-Made	0	0	0	0	0	(48)	85	0	(24)	24	0	0
17.3	Excess Workers' Compensation	0	0	0	0	0	0	0	0	0	0	0	0
18.1	Products Liability - Occurrence	41,259	13,646	0	27,613	0	3,661	5,363	(2,831)	(220)	3,172	7,235	1
18.2	Products Liability - Claims-Made	0	0	0	0	0	0	0	0	0	0	0	0
19.1	Private Passenger Auto No-Fault (Personal Injury Protection)	0	0	0	0	0	0	0	0	0	0	0	0
19.2	Other Private Passenger Auto Liability	0	0	0	0	0	0	0	0	0	0	0	0
19.3	Commercial Auto No-Fault (Personal Injury Protection)	0	0	0	0	0	0	0	0	0	0	0	0
19.4	Other Commercial Auto Liability	0	0	0	0	0	0	0	0	0	0	0	0
21.1	Private Passenger Auto Physical Damage	0	0	0	0	0	0	0	0	0	0	0	0
21.2	Commercial Auto Physical Damage	0	0	0	0	0	0	0	0	0	0	0	0
22.	Aircraft (all perils)	0	0	0	0	0	0	0	0	0	0	0	0
23.	Fidelity	0	0	0	0	0	0	0	0	0	0	0	0
24.	Surety	0	0	0	0	0	0	0	0	0	0	0	0
26.	Burglary and Theft	0	0	0	0	0	0	0	0	0	0	0	0
27.	Boiler and Machinery	1,341	1,469	0	24	0	0	0	0	0	0	241	0
28.	Credit	0	0	0	0	0	0	0	0	0	0	0	0
29.	International	0	0	0	0	0	0	0	0	0	0	0	0
30.	Warranty	0	0	0	0	0	0	0	0	0	0	0	0
31.	Reins nonproportional assumed property	XXX	XXX	XXX	XXX	XXX	XXX	XXX	XXX	XXX	XXX	XXX	XXX
32.	Reins nonproportional assumed liability	XXX	XXX	XXX	XXX	XXX	XXX	XXX	XXX	XXX	XXX	XXX	XXX
33.	Reins nonproportional assumed financial lines	XXX	XXX	XXX	XXX	XXX	XXX	XXX	XXX	XXX	XXX	XXX	XXX
34.	Aggregate Write-Ins for Other Lines of Business	0	0	0	0	0	0	0	0	0	0	0	0
35.	Total (a)	239,680	168,651	0	106,980	(563)	9,582	118,464	2,290	(121)	35,420	42,755	4
DETAILS OF WRITE-INS													
3401.	Collateral Protection	0	0	0	0	0	0	0	0	0	0	0	0
3402.	Involuntary Unemployment	0	0	0	0	0	0	0	0	0	0	0	0
3403.	Patent Risk	0	0	0	0	0	0	0	0	0	0	0	0
3498.	Summary of remaining write-ins for Line 34 from overflow page	0	0	0	0	0	0	0	0	0	0	0	0
3499.	Totals (Lines 3401 thru 3403 plus 3498)(Line 34 above)	0	0	0	0	0	0	0	0	0	0	0	0

(a) Finance and service charges not included in Lines 1 to 35 \$ 0

(b) For health business on indicated lines report: Number of persons insured under PPO managed care products 0 and number of persons insured under indemnity only products 0



ANNUAL STATEMENT FOR THE YEAR 2023 OF THE GREAT AMERICAN RISK SOLUTIONS SURPLUS LINES INSURANCE COMPANY

EXHIBIT OF PREMIUMS AND LOSSES (Statutory Page 14)

NAIC Group Code 0084 BUSINESS IN THE STATE OF Maryland DURING THE YEAR 2023 NAIC Company Code 35351

Line of Business		Gross Premiums, Including Policy and Membership Fees, Less Return Premiums and Premiums on Policies not Taken		3	4	5	6	7	8	9	10	11	12
		1	2										
		Direct Premiums Written	Direct Premiums Earned	Dividends Paid or Credited to Policyholders on Direct Business	Direct Unearned Premium Reserves	Direct Losses Paid (deducting salvage)	Direct Losses Incurred	Direct Losses Unpaid	Direct Defense and Cost Containment Expense Paid	Direct Defense and Cost Containment Expense Incurred	Direct Defense and Cost Containment Expense Unpaid	Commissions and Brokerage Expenses	Taxes, Licenses and Fees
1.	Fire	33,583	31,726	0	10,736	0	(6,556)	7,653	0	(1,981)	1,866	6,028	87
2.1	Allied Lines	5,467	5,165	0	1,748	0	(1,067)	1,245	0	(322)	304	981	14
2.2	Multiple Peril Crop	0	0	0	0	0	0	0	0	0	0	0	0
2.3	Federal Flood	0	0	0	0	0	0	0	0	0	0	0	0
2.4	Private Crop	0	0	0	0	0	0	0	0	0	0	0	0
2.5	Private Flood	0	0	0	0	0	0	0	0	0	0	0	0
3.	Farmowners Multiple Peril	0	0	0	0	0	0	0	0	0	0	0	0
4.	Homeowners Multiple Peril	0	0	0	0	0	0	0	0	0	0	0	0
5.1	Commercial Multiple Peril (Non-Liability Portion)	445,774	267,155	0	295,927	0	9,399	72,375	0	(7,020)	13,838	79,216	857
5.2	Commercial Multiple Peril (Liability Portion)	0	0	0	0	0	0	0	0	0	0	0	0
6.	Mortgage Guaranty	0	0	0	0	0	0	0	0	0	0	0	0
8.	Ocean Marine	0	0	0	0	0	0	0	0	0	0	0	0
9.	Inland Marine	0	0	0	0	0	0	0	0	0	0	0	0
10.	Financial Guaranty	0	0	0	0	0	0	0	0	0	0	0	0
11.1	Medical Professional Liability - Occurrence	0	0	0	0	0	0	0	0	0	0	0	0
11.2	Medical Professional Liability - Claims-Made	0	0	0	0	0	0	0	0	0	0	0	0
12.	Earthquake	0	0	0	0	0	0	0	0	0	0	0	0
13.1	Comprehensive (hospital and medical) ind (b)	0	0	0	0	0	0	0	0	0	0	0	0
13.2	Comprehensive (hospital and medical) group (b)	0	0	0	0	0	0	0	0	0	0	0	0
14.	Credit A&H (Group and Individual)	0	0	0	0	0	0	0	0	0	0	0	0
15.1	Vision Only (b).....	0	0	0	0	0	0	0	0	0	0	0	0
15.2	Dental Only (b)	0	0	0	0	0	0	0	0	0	0	0	0
15.3	Disability Income (b)	0	0	0	0	0	0	0	0	0	0	0	0
15.4	Medicare Supplement (b)	0	0	0	0	0	0	0	0	0	0	0	0
15.5	Medicaid Title XIX (b)	0	0	0	0	0	0	0	0	0	0	0	0
15.6	Medicare Title XVIII (b).....	0	0	0	0	0	0	0	0	0	0	0	0
15.7	Long-Term Care (b)	0	0	0	0	0	0	0	0	0	0	0	0
15.8	Federal Employees Health Benefits Plan (b)	0	0	0	0	0	0	0	0	0	0	0	0
15.9	Other Health (b)	0	0	0	0	0	0	0	0	0	0	0	0
16.	Workers' Compensation	0	0	0	0	0	0	0	0	0	0	0	0
17.1	Other Liability - Occurrence	394,083	76,056	0	325,409	223,291	121,989	155,318	21,809	(4,087)	51,001	69,660	36
17.2	Other Liability - Claims-Made	0	3,529	0	0	0	(114,871)	86,788	900	(33,219)	27,093	0	1
17.3	Excess Workers' Compensation	0	0	0	0	0	0	0	0	0	0	0	0
18.1	Products Liability - Occurrence	181,833	40,907	0	141,327	0	12,780	13,486	0	8,426	8,731	31,872	4
18.2	Products Liability - Claims-Made	0	0	0	0	0	(855)	514	0	(249)	159	0	0
19.1	Private Passenger Auto No-Fault (Personal Injury Protection)	0	0	0	0	0	0	0	0	0	0	0	0
19.2	Other Private Passenger Auto Liability	0	0	0	0	0	0	0	0	0	0	0	0
19.3	Commercial Auto No-Fault (Personal Injury Protection)	0	0	0	0	0	0	0	0	0	0	0	0
19.4	Other Commercial Auto Liability	0	0	0	0	0	0	0	0	0	0	0	0
21.1	Private Passenger Auto Physical Damage	0	0	0	0	0	0	0	0	0	0	0	0
21.2	Commercial Auto Physical Damage	0	0	0	0	0	0	0	0	0	0	0	0
22.	Aircraft (all perils)	0	0	0	0	0	0	0	0	0	0	0	0
23.	Fidelity	0	0	0	0	0	0	0	0	0	0	0	0
24.	Surety	0	0	0	0	0	0	0	0	0	0	0	0
26.	Burglary and Theft	0	0	0	0	0	0	0	0	0	0	0	0
27.	Boiler and Machinery	5,575	3,127	0	3,292	0	0	0	0	0	0	990	8
28.	Credit	0	0	0	0	0	0	0	0	0	0	0	0
29.	International	0	0	0	0	0	0	0	0	0	0	0	0
30.	Warranty	0	0	0	0	0	0	0	0	0	0	0	0
31.	Reins nonproportional assumed property	XXX	XXX	XXX	XXX	XXX	XXX	XXX	XXX	XXX	XXX	XXX	XXX
32.	Reins nonproportional assumed liability	XXX	XXX	XXX	XXX	XXX	XXX	XXX	XXX	XXX	XXX	XXX	XXX
33.	Reins nonproportional assumed financial lines	XXX	XXX	XXX	XXX	XXX	XXX	XXX	XXX	XXX	XXX	XXX	XXX
34.	Aggregate Write-Ins for Other Lines of Business	0	0	0	0	0	0	0	0	0	0	0	0
35.	Total (a)	1,066,315	427,666	0	778,438	223,291	20,819	337,380	22,709	(38,452)	102,991	188,748	1,006
DETAILS OF WRITE-INS													
3401.	Collateral Protection	0	0	0	0	0	0	0	0	0	0	0	0
3402.	Involuntary Unemployment	0	0	0	0	0	0	0	0	0	0	0	0
3403.	Patent Risk	0	0	0	0	0	0	0	0	0	0	0	0
3498.	Summary of remaining write-ins for Line 34 from overflow page	0	0	0	0	0	0	0	0	0	0	0	0
3499.	Totals (Lines 3401 thru 3403 plus 3498)(Line 34 above)	0	0	0	0	0	0	0	0	0	0	0	0

(a) Finance and service charges not included in Lines 1 to 35 \$0
(b) For health business on indicated lines report: Number of persons insured under PPO managed care products0 and number of persons insured under indemnity only products0 .



ANNUAL STATEMENT FOR THE YEAR 2023 OF THE GREAT AMERICAN RISK SOLUTIONS SURPLUS LINES INSURANCE COMPANY

EXHIBIT OF PREMIUMS AND LOSSES (Statutory Page 14)

NAIC Group Code 0084 BUSINESS IN THE STATE OF Massachusetts DURING THE YEAR 2023 NAIC Company Code 35351

Line of Business		Gross Premiums, Including Policy and Membership Fees, Less Return Premiums and Premiums on Policies not Taken		3	4	5	6	7	8	9	10	11	12
		1	2										
		Direct Premiums Written	Direct Premiums Earned	Dividends Paid or Credited to Policyholders on Direct Business	Direct Unearned Premium Reserves	Direct Losses Paid (deducting salvage)	Direct Losses Incurred	Direct Losses Unpaid	Direct Defense and Cost Containment Expense Paid	Direct Defense and Cost Containment Expense Incurred	Direct Defense and Cost Containment Expense Unpaid	Commissions and Brokerage Expenses	Taxes, Licenses and Fees
1.	Fire	0	0	0	0	0	(1,898)	913	0	(702)	206	0	0
2.1	Allied Lines	0	0	0	0	0	(309)	149	0	(114)	34	0	0
2.2	Multiple Peril Crop	0	0	0	0	0	0	0	0	0	0	0	0
2.3	Federal Flood	0	0	0	0	0	0	0	0	0	0	0	0
2.4	Private Crop	0	0	0	0	0	0	0	0	0	0	0	0
2.5	Private Flood	0	0	0	0	0	0	0	0	0	0	0	0
3.	Farmowners Multiple Peril	0	0	0	0	0	0	0	0	0	0	0	0
4.	Homeowners Multiple Peril	0	0	0	0	0	0	0	0	0	0	0	0
5.1	Commercial Multiple Peril (Non-Liability Portion)	853,790	867,823	0	416,266	0	(5,704)	244,470	8,015	(25,473)	50,279	140,260	83
5.2	Commercial Multiple Peril (Liability Portion)	0	0	0	0	0	0	0	0	0	0	0	0
6.	Mortgage Guaranty	0	0	0	0	0	0	0	0	0	0	0	0
8.	Ocean Marine	0	0	0	0	0	0	0	0	0	0	0	0
9.	Inland Marine	0	0	0	0	0	0	0	0	0	0	0	0
10.	Financial Guaranty	0	0	0	0	0	0	0	0	0	0	0	0
11.1	Medical Professional Liability - Occurrence	0	0	0	0	0	0	0	0	0	0	0	0
11.2	Medical Professional Liability - Claims-Made	0	0	0	0	0	0	0	0	0	0	0	0
12.	Earthquake	0	0	0	0	0	0	0	0	0	0	0	0
13.1	Comprehensive (hospital and medical) ind (b)	0	0	0	0	0	0	0	0	0	0	0	0
13.2	Comprehensive (hospital and medical) group (b)	0	0	0	0	0	0	0	0	0	0	0	0
14.	Credit A&H (Group and Individual)	0	0	0	0	0	0	0	0	0	0	0	0
15.1	Vision Only (b).....	0	0	0	0	0	0	0	0	0	0	0	0
15.2	Dental Only (b)	0	0	0	0	0	0	0	0	0	0	0	0
15.3	Disability Income (b)	0	0	0	0	0	0	0	0	0	0	0	0
15.4	Medicare Supplement (b)	0	0	0	0	0	0	0	0	0	0	0	0
15.5	Medicaid Title XIX (b)	0	0	0	0	0	0	0	0	0	0	0	0
15.6	Medicare Title XVIII (b).....	0	0	0	0	0	0	0	0	0	0	0	0
15.7	Long-Term Care (b)	0	0	0	0	0	0	0	0	0	0	0	0
15.8	Federal Employees Health Benefits Plan (b)	0	0	0	0	0	0	0	0	0	0	0	0
15.9	Other Health (b)	0	0	0	0	0	0	0	0	0	0	0	0
16.	Workers' Compensation	0	0	0	0	0	0	0	0	0	0	0	0
17.1	Other Liability - Occurrence	1,951,362	1,189,333	0	1,352,284	35,750	(31,532)	1,794,853	145,662	129,857	516,174	312,676	159
17.2	Other Liability - Claims-Made	810,334	739,992	0	524,960	375,000	751,450	996,459	103,385	164,447	237,816	141,815	88
17.3	Excess Workers' Compensation	0	0	0	0	0	0	0	0	0	0	0	0
18.1	Products Liability - Occurrence	1,303,371	344,637	0	967,536	0	105,251	140,754	0	67,455	80,123	228,703	34
18.2	Products Liability - Claims-Made	85,054	12,211	0	74,516	0	1,679	3,769	0	1,658	2,351	14,892	0
19.1	Private Passenger Auto No-Fault (Personal Injury Protection)	0	0	0	0	0	0	0	0	0	0	0	0
19.2	Other Private Passenger Auto Liability	0	0	0	0	0	0	0	0	0	0	0	0
19.3	Commercial Auto No-Fault (Personal Injury Protection)	0	0	0	0	0	0	0	0	0	0	0	0
19.4	Other Commercial Auto Liability	0	0	0	0	0	0	0	0	0	0	0	0
21.1	Private Passenger Auto Physical Damage	0	0	0	0	0	0	0	0	0	0	0	0
21.2	Commercial Auto Physical Damage	0	0	0	0	0	0	0	0	0	0	0	0
22.	Aircraft (all perils)	0	0	0	0	0	0	0	0	0	0	0	0
23.	Fidelity	0	0	0	0	0	0	0	0	0	0	0	0
24.	Surety	0	0	0	0	0	0	0	0	0	0	0	0
26.	Burglary and Theft	0	0	0	0	0	0	0	0	0	0	0	0
27.	Boiler and Machinery	14,357	15,658	0	6,833	0	0	0	0	0	0	2,349	1
28.	Credit	0	0	0	0	0	0	0	0	0	0	0	0
29.	International	0	0	0	0	0	0	0	0	0	0	0	0
30.	Warranty	0	0	0	0	0	0	0	0	0	0	0	0
31.	Reins nonproportional assumed property	XXX	XXX	XXX	XXX	XXX	XXX	XXX	XXX	XXX	XXX	XXX	XXX
32.	Reins nonproportional assumed liability	XXX	XXX	XXX	XXX	XXX	XXX	XXX	XXX	XXX	XXX	XXX	XXX
33.	Reins nonproportional assumed financial lines	XXX	XXX	XXX	XXX	XXX	XXX	XXX	XXX	XXX	XXX	XXX	XXX
34.	Aggregate Write-Ins for Other Lines of Business	0	0	0	0	0	0	0	0	0	0	0	0
35.	Total (a)	5,018,268	3,169,654	0	3,342,395	410,750	818,938	3,181,367	257,361	337,127	886,983	840,695	365
DETAILS OF WRITE-INS													
3401.	Collateral Protection	0	0	0	0	0	0	0	0	0	0	0	0
3402.	Involuntary Unemployment	0	0	0	0	0	0	0	0	0	0	0	0
3403.	Patent Risk	0	0	0	0	0	0	0	0	0	0	0	0
3498.	Summary of remaining write-ins for Line 34 from overflow page	0	0	0	0	0	0	0	0	0	0	0	0
3499.	Totals (Lines 3401 thru 3403 plus 3498)(Line 34 above)	0	0	0	0	0	0	0	0	0	0	0	0

(a) Finance and service charges not included in Lines 1 to 35 \$0
(b) For health business on indicated lines report: Number of persons insured under PPO managed care products0 and number of persons insured under indemnity only products0 .



ANNUAL STATEMENT FOR THE YEAR 2023 OF THE GREAT AMERICAN RISK SOLUTIONS SURPLUS LINES INSURANCE COMPANY

EXHIBIT OF PREMIUMS AND LOSSES (Statutory Page 14)

NAIC Group Code 0084 BUSINESS IN THE STATE OF Michigan DURING THE YEAR 2023 NAIC Company Code 35351

Line of Business		Gross Premiums, Including Policy and Membership Fees, Less Return Premiums and Premiums on Policies not Taken		3	4	5	6	7	8	9	10	11	12
		1	2										
		Direct Premiums Written	Direct Premiums Earned	Dividends Paid or Credited to Policyholders on Direct Business	Direct Unearned Premium Reserves	Direct Losses Paid (deducting salvage)	Direct Losses Incurred	Direct Losses Unpaid	Direct Defense and Cost Containment Expense Paid	Direct Defense and Cost Containment Expense Incurred	Direct Defense and Cost Containment Expense Unpaid	Commissions and Brokerage Expenses	Taxes, Licenses and Fees
1.	Fire	1,911	1,948	0	79	0	(3,542)	1,460	0	(1,087)	340	344	0
2.1	Allied Lines	311	317	0	13	0	(577)	238	0	(177)	55	56	0
2.2	Multiple Peril Crop	0	0	0	0	0	0	0	0	0	0	0	0
2.3	Federal Flood	0	0	0	0	0	0	0	0	0	0	0	0
2.4	Private Crop	0	0	0	0	0	0	0	0	0	0	0	0
2.5	Private Flood	0	0	0	0	0	0	0	0	0	0	0	0
3.	Farmowners Multiple Peril	0	0	0	0	0	0	0	0	0	0	0	0
4.	Homeowners Multiple Peril	0	0	0	0	0	0	0	0	0	0	0	0
5.1	Commercial Multiple Peril (Non-Liability Portion)	519,344	867,061	0	233,072	59,820	56,078	276,649	19,718	(22,714)	52,427	94,916	27
5.2	Commercial Multiple Peril (Liability Portion)	0	0	0	0	0	0	0	0	0	0	0	0
6.	Mortgage Guaranty	0	0	0	0	0	0	0	0	0	0	0	0
8.	Ocean Marine	0	0	0	0	0	0	0	0	0	0	0	0
9.	Inland Marine	0	0	0	0	0	0	0	0	0	0	0	0
10.	Financial Guaranty	0	0	0	0	0	0	0	0	0	0	0	0
11.1	Medical Professional Liability - Occurrence	0	0	0	0	0	0	0	0	0	0	0	0
11.2	Medical Professional Liability - Claims-Made	0	0	0	0	0	0	0	0	0	0	0	0
12.	Earthquake	0	0	0	0	0	0	0	0	0	0	0	0
13.1	Comprehensive (hospital and medical) ind (b)	0	0	0	0	0	0	0	0	0	0	0	0
13.2	Comprehensive (hospital and medical) group (b)	0	0	0	0	0	0	0	0	0	0	0	0
14.	Credit A&H (Group and Individual)	0	0	0	0	0	0	0	0	0	0	0	0
15.1	Vision Only (b).....	0	0	0	0	0	0	0	0	0	0	0	0
15.2	Dental Only (b)	0	0	0	0	0	0	0	0	0	0	0	0
15.3	Disability Income (b)	0	0	0	0	0	0	0	0	0	0	0	0
15.4	Medicare Supplement (b)	0	0	0	0	0	0	0	0	0	0	0	0
15.5	Medicaid Title XIX (b)	0	0	0	0	0	0	0	0	0	0	0	0
15.6	Medicare Title XVIII (b).....	0	0	0	0	0	0	0	0	0	0	0	0
15.7	Long-Term Care (b)	0	0	0	0	0	0	0	0	0	0	0	0
15.8	Federal Employees Health Benefits Plan (b)	0	0	0	0	0	0	0	0	0	0	0	0
15.9	Other Health (b)	0	0	0	0	0	0	0	0	0	0	0	0
16.	Workers' Compensation	0	0	0	0	0	0	0	0	0	0	0	0
17.1	Other Liability - Occurrence	2,324,232	556,554	0	1,850,062	114,116	243,340	1,067,468	0	40,585	223,247	404,713	3
17.2	Other Liability - Claims-Made	510,412	648,837	0	35,274	0	50,233	511,265	2,104	10,338	169,453	89,424	67
17.3	Excess Workers' Compensation	0	0	0	0	0	0	0	0	0	0	0	0
18.1	Products Liability - Occurrence	808,976	182,590	0	626,903	0	58,234	59,198	0	38,069	38,420	141,767	(1)
18.2	Products Liability - Claims-Made	650,275	211,949	0	440,080	0	38,621	42,513	0	9,874	11,172	55,653	16
19.1	Private Passenger Auto No-Fault (Personal Injury Protection)	0	0	0	0	0	0	0	0	0	0	0	0
19.2	Other Private Passenger Auto Liability	0	0	0	0	0	0	0	0	0	0	0	0
19.3	Commercial Auto No-Fault (Personal Injury Protection)	0	0	0	0	0	0	0	0	0	0	0	0
19.4	Other Commercial Auto Liability	0	0	0	0	0	0	0	0	0	0	0	0
21.1	Private Passenger Auto Physical Damage	0	0	0	0	0	0	0	0	0	0	0	0
21.2	Commercial Auto Physical Damage	0	0	0	0	0	0	0	0	0	0	0	0
22.	Aircraft (all perils)	0	0	0	0	0	0	0	0	0	0	0	0
23.	Fidelity	0	0	0	0	0	0	0	0	0	0	0	0
24.	Surety	0	0	0	0	0	0	0	0	0	0	0	0
26.	Burglary and Theft	0	0	0	0	0	0	0	0	0	0	0	0
27.	Boiler and Machinery	5,202	7,484	0	2,732	0	0	0	0	0	0	943	0
28.	Credit	0	0	0	0	0	0	0	0	0	0	0	0
29.	International	0	0	0	0	0	0	0	0	0	0	0	0
30.	Warranty	0	0	0	0	0	0	0	0	0	0	0	0
31.	Reins nonproportional assumed property	XXX	XXX	XXX	XXX	XXX	XXX	XXX	XXX	XXX	XXX	XXX	XXX
32.	Reins nonproportional assumed liability	XXX	XXX	XXX	XXX	XXX	XXX	XXX	XXX	XXX	XXX	XXX	XXX
33.	Reins nonproportional assumed financial lines	XXX	XXX	XXX	XXX	XXX	XXX	XXX	XXX	XXX	XXX	XXX	XXX
34.	Aggregate Write-Ins for Other Lines of Business	0	0	0	0	0	0	0	0	0	0	0	0
35.	Total (a)	4,820,663	2,476,741	0	3,188,214	173,936	442,386	1,978,791	21,822	74,888	495,114	787,815	112
DETAILS OF WRITE-INS													
3401.	Collateral Protection	0	0	0	0	0	0	0	0	0	0	0	0
3402.	Involuntary Unemployment	0	0	0	0	0	0	0	0	0	0	0	0
3403.	Patent Risk	0	0	0	0	0	0	0	0	0	0	0	0
3498.	Summary of remaining write-ins for Line 34 from overflow page	0	0	0	0	0	0	0	0	0	0	0	0
3499.	Totals (Lines 3401 thru 3403 plus 3498)(Line 34 above)	0	0	0	0	0	0	0	0	0	0	0	0

(a) Finance and service charges not included in Lines 1 to 35 \$0
(b) For health business on indicated lines report: Number of persons insured under PPO managed care products0 and number of persons insured under indemnity only products0 .



ANNUAL STATEMENT FOR THE YEAR 2023 OF THE GREAT AMERICAN RISK SOLUTIONS SURPLUS LINES INSURANCE COMPANY

EXHIBIT OF PREMIUMS AND LOSSES (Statutory Page 14)

NAIC Group Code 0084 BUSINESS IN THE STATE OF Minnesota DURING THE YEAR 2023 NAIC Company Code 35351

Line of Business		Gross Premiums, Including Policy and Membership Fees, Less Return Premiums and Premiums on Policies not Taken		3	4	5	6	7	8	9	10	11	12
		1	2										
		Direct Premiums Written	Direct Premiums Earned	Dividends Paid or Credited to Policyholders on Direct Business	Direct Unearned Premium Reserves	Direct Losses Paid (deducting salvage)	Direct Losses Incurred	Direct Losses Unpaid	Direct Defense and Cost Containment Expense Paid	Direct Defense and Cost Containment Expense Incurred	Direct Defense and Cost Containment Expense Unpaid	Commissions and Brokerage Expenses	Taxes, Licenses and Fees
1.	Fire	0	0	0	0	0	(1,618)	257	0	(442)	58	10	2
2.1	Allied Lines	0	0	0	0	0	(263)	42	0	(72)	9	2	0
2.2	Multiple Peril Crop	0	0	0	0	0	0	0	0	0	0	0	0
2.3	Federal Flood	0	0	0	0	0	0	0	0	0	0	0	0
2.4	Private Crop	0	0	0	0	0	0	0	0	0	0	0	0
2.5	Private Flood	0	0	0	0	0	0	0	0	0	0	0	0
3.	Farmowners Multiple Peril	0	0	0	0	0	0	0	0	0	0	0	0
4.	Homeowners Multiple Peril	0	0	0	0	0	0	0	0	0	0	0	0
5.1	Commercial Multiple Peril (Non-Liability Portion)	491,995	415,027	0	308,343	708,011	674,335	230,601	29,266	4,304	22,993	88,006	347
5.2	Commercial Multiple Peril (Liability Portion)	0	0	0	0	0	0	0	0	0	0	0	0
6.	Mortgage Guaranty	0	0	0	0	0	0	0	0	0	0	0	0
8.	Ocean Marine	0	0	0	0	0	0	0	0	0	0	0	0
9.	Inland Marine	0	0	0	0	0	0	0	0	0	0	0	0
10.	Financial Guaranty	0	0	0	0	0	0	0	0	0	0	0	0
11.1	Medical Professional Liability - Occurrence	0	0	0	0	0	0	0	0	0	0	0	0
11.2	Medical Professional Liability - Claims-Made	0	0	0	0	0	0	0	0	0	0	0	0
12.	Earthquake	0	0	0	0	0	0	0	0	0	0	0	0
13.1	Comprehensive (hospital and medical) ind (b)	0	0	0	0	0	0	0	0	0	0	0	0
13.2	Comprehensive (hospital and medical) group (b)	0	0	0	0	0	0	0	0	0	0	0	0
14.	Credit A&H (Group and Individual)	0	0	0	0	0	0	0	0	0	0	0	0
15.1	Vision Only (b).....	0	0	0	0	0	0	0	0	0	0	0	0
15.2	Dental Only (b)	0	0	0	0	0	0	0	0	0	0	0	0
15.3	Disability Income (b)	0	0	0	0	0	0	0	0	0	0	0	0
15.4	Medicare Supplement (b)	0	0	0	0	0	0	0	0	0	0	0	0
15.5	Medicaid Title XIX (b)	0	0	0	0	0	0	0	0	0	0	0	0
15.6	Medicare Title XVIII (b).....	0	0	0	0	0	0	0	0	0	0	0	0
15.7	Long-Term Care (b)	0	0	0	0	0	0	0	0	0	0	0	0
15.8	Federal Employees Health Benefits Plan (b)	0	0	0	0	0	0	0	0	0	0	0	0
15.9	Other Health (b)	0	0	0	0	0	0	0	0	0	0	0	0
16.	Workers' Compensation	0	0	0	0	0	0	0	0	0	0	0	0
17.1	Other Liability - Occurrence	3,951,882	1,658,086	0	2,376,693	0	721,211	840,455	0	192,333	231,060	709,806	425
17.2	Other Liability - Claims-Made	776,044	871,106	0	484,096	0	203,286	658,912	5,742	77,115	220,906	135,808	843
17.3	Excess Workers' Compensation	0	0	0	0	0	0	0	0	0	0	0	0
18.1	Products Liability - Occurrence	463,071	118,760	0	344,311	0	39,258	40,526	0	24,451	24,844	81,342	19
18.2	Products Liability - Claims-Made	15,250	6,099	0	13,652	0	382	3,434	0	296	1,294	2,669	5
19.1	Private Passenger Auto No-Fault (Personal Injury Protection)	0	0	0	0	0	0	0	0	0	0	0	0
19.2	Other Private Passenger Auto Liability	0	0	0	0	0	0	0	0	0	0	0	0
19.3	Commercial Auto No-Fault (Personal Injury Protection)	0	0	0	0	0	0	0	0	0	0	0	0
19.4	Other Commercial Auto Liability	0	0	0	0	0	0	0	0	0	0	0	0
21.1	Private Passenger Auto Physical Damage	0	0	0	0	0	0	0	0	0	0	0	0
21.2	Commercial Auto Physical Damage	0	0	0	0	0	0	0	0	0	0	0	0
22.	Aircraft (all perils)	0	0	0	0	0	0	0	0	0	0	0	0
23.	Fidelity	0	0	0	0	0	0	0	0	0	0	0	0
24.	Surety	0	0	0	0	0	0	0	0	0	0	0	0
26.	Burglary and Theft	0	0	0	0	0	0	0	0	0	0	0	0
27.	Boiler and Machinery	3,224	3,725	0	2,812	0	0	0	0	0	0	583	4
28.	Credit	0	0	0	0	0	0	0	0	0	0	0	0
29.	International	0	0	0	0	0	0	0	0	0	0	0	0
30.	Warranty	0	0	0	0	0	0	0	0	0	0	0	0
31.	Reins nonproportional assumed property	XXX	XXX	XXX	XXX	XXX	XXX	XXX	XXX	XXX	XXX	XXX	XXX
32.	Reins nonproportional assumed liability	XXX	XXX	XXX	XXX	XXX	XXX	XXX	XXX	XXX	XXX	XXX	XXX
33.	Reins nonproportional assumed financial lines	XXX	XXX	XXX	XXX	XXX	XXX	XXX	XXX	XXX	XXX	XXX	XXX
34.	Aggregate Write-Ins for Other Lines of Business	0	0	0	0	0	0	0	0	0	0	0	0
35.	Total (a)	5,701,466	3,072,803	0	3,529,907	708,011	1,636,592	1,774,226	35,008	297,986	501,164	1,018,225	1,644
DETAILS OF WRITE-INS													
3401.	Collateral Protection	0	0	0	0	0	0	0	0	0	0	0	0
3402.	Involuntary Unemployment	0	0	0	0	0	0	0	0	0	0	0	0
3403.	Patent Risk	0	0	0	0	0	0	0	0	0	0	0	0
3498.	Summary of remaining write-ins for Line 34 from overflow page	0	0	0	0	0	0	0	0	0	0	0	0
3499.	Totals (Lines 3401 thru 3403 plus 3498)(Line 34 above)	0	0	0	0	0	0	0	0	0	0	0	0

(a) Finance and service charges not included in Lines 1 to 35 \$0
(b) For health business on indicated lines report: Number of persons insured under PPO managed care products0 and number of persons insured under indemnity only products0 .



ANNUAL STATEMENT FOR THE YEAR 2023 OF THE GREAT AMERICAN RISK SOLUTIONS SURPLUS LINES INSURANCE COMPANY

EXHIBIT OF PREMIUMS AND LOSSES (Statutory Page 14)

NAIC Group Code 0084 BUSINESS IN THE STATE OF Mississippi DURING THE YEAR 2023 NAIC Company Code 35351

Line of Business		Gross Premiums, Including Policy and Membership Fees, Less Return Premiums and Premiums on Policies not Taken		3	4	5	6	7	8	9	10	11	12
		1	2										
		Direct Premiums Written	Direct Premiums Earned	Dividends Paid or Credited to Policyholders on Direct Business	Direct Unearned Premium Reserves	Direct Losses Paid (deducting salvage)	Direct Losses Incurred	Direct Losses Unpaid	Direct Defense and Cost Containment Expense Paid	Direct Defense and Cost Containment Expense Incurred	Direct Defense and Cost Containment Expense Unpaid	Commissions and Brokerage Expenses	Taxes, Licenses and Fees
1.	Fire	0	0	0	0	0	(4,173)	1,198	0	(1,304)	269	2	1
2.1	Allied Lines	0	0	0	0	0	(680)	195	0	(212)	44	0	0
2.2	Multiple Peril Crop	0	0	0	0	0	0	0	0	0	0	0	0
2.3	Federal Flood	0	0	0	0	0	0	0	0	0	0	0	0
2.4	Private Crop	0	0	0	0	0	0	0	0	0	0	0	0
2.5	Private Flood	0	0	0	0	0	0	0	0	0	0	0	0
3.	Farmowners Multiple Peril	0	0	0	0	0	0	0	0	0	0	0	0
4.	Homeowners Multiple Peril	0	0	0	0	0	0	0	0	0	0	0	0
5.1	Commercial Multiple Peril (Non-Liability Portion)	566,165	649,686	0	440,003	770,560	855,789	161,393	63,557	69,162	31,741	102,184	740
5.2	Commercial Multiple Peril (Liability Portion)	0	0	0	0	0	0	0	0	0	0	0	0
6.	Mortgage Guaranty	0	0	0	0	0	0	0	0	0	0	0	0
8.	Ocean Marine	0	0	0	0	0	0	0	0	0	0	0	0
9.	Inland Marine	0	0	0	0	0	0	0	0	0	0	0	0
10.	Financial Guaranty	0	0	0	0	0	0	0	0	0	0	0	0
11.1	Medical Professional Liability - Occurrence	0	0	0	0	0	0	0	0	0	0	0	0
11.2	Medical Professional Liability - Claims-Made	0	0	0	0	0	0	0	0	0	0	0	0
12.	Earthquake	0	0	0	0	0	0	0	0	0	0	0	0
13.1	Comprehensive (hospital and medical) ind (b)	0	0	0	0	0	0	0	0	0	0	0	0
13.2	Comprehensive (hospital and medical) group (b)	0	0	0	0	0	0	0	0	0	0	0	0
14.	Credit A&H (Group and Individual)	0	0	0	0	0	0	0	0	0	0	0	0
15.1	Vision Only (b).....	0	0	0	0	0	0	0	0	0	0	0	0
15.2	Dental Only (b)	0	0	0	0	0	0	0	0	0	0	0	0
15.3	Disability Income (b)	0	0	0	0	0	0	0	0	0	0	0	0
15.4	Medicare Supplement (b)	0	0	0	0	0	0	0	0	0	0	0	0
15.5	Medicaid Title XIX (b)	0	0	0	0	0	0	0	0	0	0	0	0
15.6	Medicare Title XVIII (b).....	0	0	0	0	0	0	0	0	0	0	0	0
15.7	Long-Term Care (b)	0	0	0	0	0	0	0	0	0	0	0	0
15.8	Federal Employees Health Benefits Plan (b)	0	0	0	0	0	0	0	0	0	0	0	0
15.9	Other Health (b)	0	0	0	0	0	0	0	0	0	0	0	0
16.	Workers' Compensation	0	0	0	0	0	0	0	0	0	0	0	0
17.1	Other Liability - Occurrence	286,066	166,160	0	133,778	500,000	55,158	205,383	53,016	61,502	70,152	56,545	49
17.2	Other Liability - Claims-Made	0	0	0	0	0	0	0	0	0	0	0	5
17.3	Excess Workers' Compensation	0	0	0	0	0	0	0	0	0	0	0	0
18.1	Products Liability - Occurrence	113,208	42,962	0	71,446	0	47,988	80,287	17,495	13,062	13,181	20,071	6
18.2	Products Liability - Claims-Made	0	0	0	0	0	0	0	0	0	0	0	0
19.1	Private Passenger Auto No-Fault (Personal Injury Protection)	0	0	0	0	0	0	0	0	0	0	0	0
19.2	Other Private Passenger Auto Liability	0	0	0	0	0	0	0	0	0	0	0	0
19.3	Commercial Auto No-Fault (Personal Injury Protection)	0	0	0	0	0	0	0	0	0	0	0	0
19.4	Other Commercial Auto Liability	0	0	0	0	0	0	0	0	0	0	0	0
21.1	Private Passenger Auto Physical Damage	0	0	0	0	0	0	0	0	0	0	0	0
21.2	Commercial Auto Physical Damage	0	0	0	0	0	0	0	0	0	0	0	0
22.	Aircraft (all perils)	0	0	0	0	0	0	0	0	0	0	0	0
23.	Fidelity	0	0	0	0	0	0	0	0	0	0	0	0
24.	Surety	0	0	0	0	0	0	0	0	0	0	0	0
26.	Burglary and Theft	0	0	0	0	0	0	0	0	0	0	0	0
27.	Boiler and Machinery	7,870	8,360	0	6,274	0	0	0	0	0	0	1,418	10
28.	Credit	0	0	0	0	0	0	0	0	0	0	0	0
29.	International	0	0	0	0	0	0	0	0	0	0	0	0
30.	Warranty	0	0	0	0	0	0	0	0	0	0	0	0
31.	Reins nonproportional assumed property	XXX	XXX	XXX	XXX	XXX	XXX	XXX	XXX	XXX	XXX	XXX	XXX
32.	Reins nonproportional assumed liability	XXX	XXX	XXX	XXX	XXX	XXX	XXX	XXX	XXX	XXX	XXX	XXX
33.	Reins nonproportional assumed financial lines	XXX	XXX	XXX	XXX	XXX	XXX	XXX	XXX	XXX	XXX	XXX	XXX
34.	Aggregate Write-Ins for Other Lines of Business	0	0	0	0	0	0	0	0	0	0	0	0
35.	Total (a)	973,309	867,169	0	651,501	1,270,560	954,082	448,456	134,068	142,210	115,387	180,221	811
DETAILS OF WRITE-INS													
3401.	Collateral Protection	0	0	0	0	0	0	0	0	0	0	0	0
3402.	Involuntary Unemployment	0	0	0	0	0	0	0	0	0	0	0	0
3403.	Patent Risk	0	0	0	0	0	0	0	0	0	0	0	0
3498.	Summary of remaining write-ins for Line 34 from overflow page	0	0	0	0	0	0	0	0	0	0	0	0
3499.	Totals (Lines 3401 thru 3403 plus 3498)(Line 34 above)	0	0	0	0	0	0	0	0	0	0	0	0

(a) Finance and service charges not included in Lines 1 to 35 \$0
(b) For health business on indicated lines report: Number of persons insured under PPO managed care products0 and number of persons insured under indemnity only products0 .



ANNUAL STATEMENT FOR THE YEAR 2023 OF THE GREAT AMERICAN RISK SOLUTIONS SURPLUS LINES INSURANCE COMPANY

EXHIBIT OF PREMIUMS AND LOSSES (Statutory Page 14)

NAIC Group Code 0084

BUSINESS IN THE STATE OF Missouri

DURING THE YEAR 2023

NAIC Company Code 35351

Line of Business		Gross Premiums, Including Policy and Membership Fees, Less Return Premiums and Premiums on Policies not Taken		3	4	5	6	7	8	9	10	11	12
		1	2										
		Direct Premiums Written	Direct Premiums Earned	Dividends Paid or Credited to Policyholders on Direct Business	Direct Unearned Premium Reserves	Direct Losses Paid (deducting salvage)	Direct Losses Incurred	Direct Losses Unpaid	Direct Defense and Cost Containment Expense Paid	Direct Defense and Cost Containment Expense Incurred	Direct Defense and Cost Containment Expense Unpaid	Commissions and Brokerage Expenses	Taxes, Licenses and Fees
1.	Fire	0	0	0	0	0	(47)	14	0	(15)	2	0	0
2.1	Allied Lines	0	0	0	0	0	(9)	2	0	(2)	0	0	0
2.2	Multiple Peril Crop	0	0	0	0	0	0	0	0	0	0	0	0
2.3	Federal Flood	0	0	0	0	0	0	0	0	0	0	0	0
2.4	Private Crop	0	0	0	0	0	0	0	0	0	0	0	0
2.5	Private Flood	0	0	0	0	0	0	0	0	0	0	0	0
3.	Farmowners Multiple Peril	0	0	0	0	0	0	0	0	0	0	0	0
4.	Homeowners Multiple Peril	0	0	0	0	0	0	0	0	0	0	0	0
5.1	Commercial Multiple Peril (Non-Liability Portion)	701,806	1,105,745	0	201,117	157,387	260,113	386,229	33,882	22,686	84,542	128,382	28
5.2	Commercial Multiple Peril (Liability Portion)	0	0	0	0	0	0	0	0	0	0	0	0
6.	Mortgage Guaranty	0	0	0	0	0	0	0	0	0	0	0	0
8.	Ocean Marine	0	0	0	0	0	0	0	0	0	0	0	0
9.	Inland Marine	0	0	0	0	0	0	0	0	0	0	0	0
10.	Financial Guaranty	0	0	0	0	0	0	0	0	0	0	0	0
11.1	Medical Professional Liability - Occurrence	0	0	0	0	0	0	0	0	0	0	0	0
11.2	Medical Professional Liability - Claims-Made	0	0	0	0	0	0	0	0	0	0	0	0
12.	Earthquake	0	0	0	0	0	0	0	0	0	0	0	0
13.1	Comprehensive (hospital and medical) ind (b)	0	0	0	0	0	0	0	0	0	0	0	0
13.2	Comprehensive (hospital and medical) group (b)	0	0	0	0	0	0	0	0	0	0	0	0
14.	Credit A&H (Group and Individual)	0	0	0	0	0	0	0	0	0	0	0	0
15.1	Vision Only (b).....	0	0	0	0	0	0	0	0	0	0	0	0
15.2	Dental Only (b)	0	0	0	0	0	0	0	0	0	0	0	0
15.3	Disability Income (b)	0	0	0	0	0	0	0	0	0	0	0	0
15.4	Medicare Supplement (b)	0	0	0	0	0	0	0	0	0	0	0	0
15.5	Medicaid Title XIX (b)	0	0	0	0	0	0	0	0	0	0	0	0
15.6	Medicare Title XVIII (b).....	0	0	0	0	0	0	0	0	0	0	0	0
15.7	Long-Term Care (b)	0	0	0	0	0	0	0	0	0	0	0	0
15.8	Federal Employees Health Benefits Plan (b)	0	0	0	0	0	0	0	0	0	0	0	0
15.9	Other Health (b)	0	0	0	0	0	0	0	0	0	0	0	0
16.	Workers' Compensation	0	0	0	0	0	0	0	0	0	0	0	0
17.1	Other Liability - Occurrence	1,252,344	327,896	0	953,728	2,800	174,823	487,483	28,165	44,357	117,584	219,358	0
17.2	Other Liability - Claims-Made	30,010	237,046	0	11,709	0	128,868	497,653	61,588	109,919	155,581	5,252	22
17.3	Excess Workers' Compensation	0	0	0	0	0	0	0	0	0	0	0	0
18.1	Products Liability - Occurrence	334,259	68,769	0	265,508	(2,800)	18,877	24,773	0	13,978	15,362	58,581	(2)
18.2	Products Liability - Claims-Made	7,500	4,833	0	4,877	0	65	2,958	0	295	1,273	1,316	0
19.1	Private Passenger Auto No-Fault (Personal Injury Protection)	0	0	0	0	0	0	0	0	0	0	0	0
19.2	Other Private Passenger Auto Liability	0	0	0	0	0	0	0	0	0	0	0	0
19.3	Commercial Auto No-Fault (Personal Injury Protection)	0	0	0	0	0	0	0	0	0	0	0	0
19.4	Other Commercial Auto Liability	0	0	0	0	0	0	0	0	0	0	0	0
21.1	Private Passenger Auto Physical Damage	0	0	0	0	0	0	0	0	0	0	0	0
21.2	Commercial Auto Physical Damage	0	0	0	0	0	0	0	0	0	0	0	0
22.	Aircraft (all perils)	0	0	0	0	0	0	0	0	0	0	0	0
23.	Fidelity	0	0	0	0	0	0	0	0	0	0	0	0
24.	Surety	0	0	0	0	0	0	0	0	0	0	0	0
26.	Burglary and Theft	0	0	0	0	0	0	0	0	0	0	0	0
27.	Boiler and Machinery	5,705	9,040	0	733	0	0	0	0	0	0	1,041	0
28.	Credit	0	0	0	0	0	0	0	0	0	0	0	0
29.	International	0	0	0	0	0	0	0	0	0	0	0	0
30.	Warranty	0	0	0	0	0	0	0	0	0	0	0	0
31.	Reins nonproportional assumed property	XXX	XXX	XXX	XXX	XXX	XXX	XXX	XXX	XXX	XXX	XXX	XXX
32.	Reins nonproportional assumed liability	XXX	XXX	XXX	XXX	XXX	XXX	XXX	XXX	XXX	XXX	XXX	XXX
33.	Reins nonproportional assumed financial lines	XXX	XXX	XXX	XXX	XXX	XXX	XXX	XXX	XXX	XXX	XXX	XXX
34.	Aggregate Write-Ins for Other Lines of Business	0	0	0	0	0	0	0	0	0	0	0	0
35.	Total (a)	2,331,624	1,753,328	0	1,437,673	157,387	582,690	1,399,114	123,635	191,218	374,344	413,930	50
DETAILS OF WRITE-INS													
3401.	Collateral Protection	0	0	0	0	0	0	0	0	0	0	0	0
3402.	Involuntary Unemployment	0	0	0	0	0	0	0	0	0	0	0	0
3403.	Patent Risk	0	0	0	0	0	0	0	0	0	0	0	0
3498.	Summary of remaining write-ins for Line 34 from overflow page	0	0	0	0	0	0	0	0	0	0	0	0
3499.	Totals (Lines 3401 thru 3403 plus 3498)(Line 34 above)	0	0	0	0	0	0	0	0	0	0	0	0

(a) Finance and service charges not included in Lines 1 to 35 \$ 0

(b) For health business on indicated lines report: Number of persons insured under PPO managed care products 0 and number of persons insured under indemnity only products 0



ANNUAL STATEMENT FOR THE YEAR 2023 OF THE GREAT AMERICAN RISK SOLUTIONS SURPLUS LINES INSURANCE COMPANY

EXHIBIT OF PREMIUMS AND LOSSES (Statutory Page 14)

NAIC Group Code 0084 BUSINESS IN THE STATE OF Montana DURING THE YEAR 2023 NAIC Company Code 35351

Line of Business		Gross Premiums, Including Policy and Membership Fees, Less Return Premiums and Premiums on Policies not Taken		3	4	5	6	7	8	9	10	11	12
		1	2										
		Direct Premiums Written	Direct Premiums Earned	Dividends Paid or Credited to Policyholders on Direct Business	Direct Unearned Premium Reserves	Direct Losses Paid (deducting salvage)	Direct Losses Incurred	Direct Losses Unpaid	Direct Defense and Cost Containment Expense Paid	Direct Defense and Cost Containment Expense Incurred	Direct Defense and Cost Containment Expense Unpaid	Commissions and Brokerage Expenses	Taxes, Licenses and Fees
1.	Fire	0	0	0	0	0	0	0	0	0	0	0	0
2.1	Allied Lines	0	0	0	0	0	0	0	0	0	0	0	0
2.2	Multiple Peril Crop	0	0	0	0	0	0	0	0	0	0	0	0
2.3	Federal Flood	0	0	0	0	0	0	0	0	0	0	0	0
2.4	Private Crop	0	0	0	0	0	0	0	0	0	0	0	0
2.5	Private Flood	0	0	0	0	0	0	0	0	0	0	0	0
3.	Farmowners Multiple Peril	0	0	0	0	0	0	0	0	0	0	0	0
4.	Homeowners Multiple Peril	0	0	0	0	0	0	0	0	0	0	0	0
5.1	Commercial Multiple Peril (Non-Liability Portion)	556,187	456,320	0	160,066	0	42,703	113,441	5,078	1,795	22,110	99,106	25
5.2	Commercial Multiple Peril (Liability Portion)	0	0	0	0	0	0	0	0	0	0	0	0
6.	Mortgage Guaranty	0	0	0	0	0	0	0	0	0	0	0	0
8.	Ocean Marine	0	0	0	0	0	0	0	0	0	0	0	0
9.	Inland Marine	0	0	0	0	0	0	0	0	0	0	0	0
10.	Financial Guaranty	0	0	0	0	0	0	0	0	0	0	0	0
11.1	Medical Professional Liability - Occurrence	0	0	0	0	0	0	0	0	0	0	0	0
11.2	Medical Professional Liability - Claims-Made	0	0	0	0	0	0	0	0	0	0	0	0
12.	Earthquake	0	0	0	0	0	0	0	0	0	0	0	0
13.1	Comprehensive (hospital and medical) ind (b)	0	0	0	0	0	0	0	0	0	0	0	0
13.2	Comprehensive (hospital and medical) group (b)	0	0	0	0	0	0	0	0	0	0	0	0
14.	Credit A&H (Group and Individual)	0	0	0	0	0	0	0	0	0	0	0	0
15.1	Vision Only (b).....	0	0	0	0	0	0	0	0	0	0	0	0
15.2	Dental Only (b)	0	0	0	0	0	0	0	0	0	0	0	0
15.3	Disability Income (b)	0	0	0	0	0	0	0	0	0	0	0	0
15.4	Medicare Supplement (b)	0	0	0	0	0	0	0	0	0	0	0	0
15.5	Medicaid Title XIX (b)	0	0	0	0	0	0	0	0	0	0	0	0
15.6	Medicare Title XVIII (b).....	0	0	0	0	0	0	0	0	0	0	0	0
15.7	Long-Term Care (b)	0	0	0	0	0	0	0	0	0	0	0	0
15.8	Federal Employees Health Benefits Plan (b)	0	0	0	0	0	0	0	0	0	0	0	0
15.9	Other Health (b)	0	0	0	0	0	0	0	0	0	0	0	0
16.	Workers' Compensation	0	0	0	0	0	0	0	0	0	0	0	0
17.1	Other Liability - Occurrence	99,793	31,442	0	76,200	0	13,180	24,571	3,605	(3,489)	7,264	17,633	24
17.2	Other Liability - Claims-Made	17,250	2,875	0	14,375	0	1,274	1,274	0	88	88	3,020	8
17.3	Excess Workers' Compensation	0	0	0	0	0	0	0	0	0	0	0	0
18.1	Products Liability - Occurrence	35,811	9,078	0	26,733	0	2,782	4,818	0	1,701	2,347	6,280	2
18.2	Products Liability - Claims-Made	15,000	2,500	0	12,500	0	475	475	0	416	416	2,626	0
19.1	Private Passenger Auto No-Fault (Personal Injury Protection)	0	0	0	0	0	0	0	0	0	0	0	0
19.2	Other Private Passenger Auto Liability	0	0	0	0	0	0	0	0	0	0	0	0
19.3	Commercial Auto No-Fault (Personal Injury Protection)	0	0	0	0	0	0	0	0	0	0	0	0
19.4	Other Commercial Auto Liability	0	0	0	0	0	0	0	0	0	0	0	0
21.1	Private Passenger Auto Physical Damage	0	0	0	0	0	0	0	0	0	0	0	0
21.2	Commercial Auto Physical Damage	0	0	0	0	0	0	0	0	0	0	0	0
22.	Aircraft (all perils)	0	0	0	0	0	0	0	0	0	0	0	0
23.	Fidelity	0	0	0	0	0	0	0	0	0	0	0	0
24.	Surety	0	0	0	0	0	0	0	0	0	0	0	0
26.	Burglary and Theft	0	0	0	0	0	0	0	0	0	0	0	0
27.	Boiler and Machinery	12,331	10,321	0	3,379	0	0	0	0	0	0	2,200	0
28.	Credit	0	0	0	0	0	0	0	0	0	0	0	0
29.	International	0	0	0	0	0	0	0	0	0	0	0	0
30.	Warranty	0	0	0	0	0	0	0	0	0	0	0	0
31.	Reins nonproportional assumed property	XXX	XXX	XXX	XXX	XXX	XXX	XXX	XXX	XXX	XXX	XXX	XXX
32.	Reins nonproportional assumed liability	XXX	XXX	XXX	XXX	XXX	XXX	XXX	XXX	XXX	XXX	XXX	XXX
33.	Reins nonproportional assumed financial lines	XXX	XXX	XXX	XXX	XXX	XXX	XXX	XXX	XXX	XXX	XXX	XXX
34.	Aggregate Write-Ins for Other Lines of Business	0	0	0	0	0	0	0	0	0	0	0	0
35.	Total (a)	736,372	512,537	0	293,253	0	60,415	144,579	8,683	511	32,225	130,866	60
DETAILS OF WRITE-INS													
3401.	Collateral Protection	0	0	0	0	0	0	0	0	0	0	0	0
3402.	Involuntary Unemployment	0	0	0	0	0	0	0	0	0	0	0	0
3403.	Patent Risk	0	0	0	0	0	0	0	0	0	0	0	0
3498.	Summary of remaining write-ins for Line 34 from overflow page	0	0	0	0	0	0	0	0	0	0	0	0
3499.	Totals (Lines 3401 thru 3403 plus 3498)(Line 34 above)	0	0	0	0	0	0	0	0	0	0	0	0

(a) Finance and service charges not included in Lines 1 to 35 \$0
(b) For health business on indicated lines report: Number of persons insured under PPO managed care products0 and number of persons insured under indemnity only products0 .



ANNUAL STATEMENT FOR THE YEAR 2023 OF THE GREAT AMERICAN RISK SOLUTIONS SURPLUS LINES INSURANCE COMPANY

EXHIBIT OF PREMIUMS AND LOSSES (Statutory Page 14)

NAIC Group Code 0084 BUSINESS IN THE STATE OF Nebraska DURING THE YEAR 2023 NAIC Company Code 35351

Line of Business		Gross Premiums, Including Policy and Membership Fees, Less Return Premiums and Premiums on Policies not Taken		3	4	5	6	7	8	9	10	11	12
		1	2										
		Direct Premiums Written	Direct Premiums Earned	Dividends Paid or Credited to Policyholders on Direct Business	Direct Unearned Premium Reserves	Direct Losses Paid (deducting salvage)	Direct Losses Incurred	Direct Losses Unpaid	Direct Defense and Cost Containment Expense Paid	Direct Defense and Cost Containment Expense Incurred	Direct Defense and Cost Containment Expense Unpaid	Commissions and Brokerage Expenses	Taxes, Licenses and Fees
1.	Fire	0	0	0	0	0	0	0	0	0	0	0	0
2.1	Allied Lines	0	0	0	0	0	0	0	0	0	0	0	0
2.2	Multiple Peril Crop	0	0	0	0	0	0	0	0	0	0	0	0
2.3	Federal Flood	0	0	0	0	0	0	0	0	0	0	0	0
2.4	Private Crop	0	0	0	0	0	0	0	0	0	0	0	0
2.5	Private Flood	0	0	0	0	0	0	0	0	0	0	0	0
3.	Farmowners Multiple Peril	0	0	0	0	0	0	0	0	0	0	0	0
4.	Homeowners Multiple Peril	0	0	0	0	0	0	0	0	0	0	0	0
5.1	Commercial Multiple Peril (Non-Liability Portion)	125,540	48,426	0	80,797	0	(533)	13,220	0	(2,413)	2,446	22,253	3
5.2	Commercial Multiple Peril (Liability Portion)	0	0	0	0	0	0	0	0	0	0	0	0
6.	Mortgage Guaranty	0	0	0	0	0	0	0	0	0	0	0	0
8.	Ocean Marine	0	0	0	0	0	0	0	0	0	0	0	0
9.	Inland Marine	0	0	0	0	0	0	0	0	0	0	0	0
10.	Financial Guaranty	0	0	0	0	0	0	0	0	0	0	0	0
11.1	Medical Professional Liability - Occurrence	0	0	0	0	0	0	0	0	0	0	0	0
11.2	Medical Professional Liability - Claims-Made	0	0	0	0	0	0	0	0	0	0	0	0
12.	Earthquake	0	0	0	0	0	0	0	0	0	0	0	0
13.1	Comprehensive (hospital and medical) ind (b)	0	0	0	0	0	0	0	0	0	0	0	0
13.2	Comprehensive (hospital and medical) group (b)	0	0	0	0	0	0	0	0	0	0	0	0
14.	Credit A&H (Group and Individual)	0	0	0	0	0	0	0	0	0	0	0	0
15.1	Vision Only (b).....	0	0	0	0	0	0	0	0	0	0	0	0
15.2	Dental Only (b)	0	0	0	0	0	0	0	0	0	0	0	0
15.3	Disability Income (b)	0	0	0	0	0	0	0	0	0	0	0	0
15.4	Medicare Supplement (b)	0	0	0	0	0	0	0	0	0	0	0	0
15.5	Medicaid Title XIX (b)	0	0	0	0	0	0	0	0	0	0	0	0
15.6	Medicare Title XVIII (b).....	0	0	0	0	0	0	0	0	0	0	0	0
15.7	Long-Term Care (b)	0	0	0	0	0	0	0	0	0	0	0	0
15.8	Federal Employees Health Benefits Plan (b)	0	0	0	0	0	0	0	0	0	0	0	0
15.9	Other Health (b)	0	0	0	0	0	0	0	0	0	0	0	0
16.	Workers' Compensation	0	0	0	0	0	0	0	0	0	0	0	0
17.1	Other Liability - Occurrence	16,100	3,105	0	13,191	0	(355)	4,216	0	(152)	1,393	2,844	7
17.2	Other Liability - Claims-Made	123,048	108,592	0	14,456	0	2,705	64,376	1,014	3,298	20,608	21,533	9
17.3	Excess Workers' Compensation	0	0	0	0	0	0	0	0	0	0	0	0
18.1	Products Liability - Occurrence	161,075	25,834	0	135,241	0	8,369	8,369	0	5,572	5,572	28,202	(1)
18.2	Products Liability - Claims-Made	0	0	0	0	0	(158)	89	0	(45)	27	0	0
19.1	Private Passenger Auto No-Fault (Personal Injury Protection)	0	0	0	0	0	0	0	0	0	0	0	0
19.2	Other Private Passenger Auto Liability	0	0	0	0	0	0	0	0	0	0	0	0
19.3	Commercial Auto No-Fault (Personal Injury Protection)	0	0	0	0	0	0	0	0	0	0	0	0
19.4	Other Commercial Auto Liability	0	0	0	0	0	0	0	0	0	0	0	0
21.1	Private Passenger Auto Physical Damage	0	0	0	0	0	0	0	0	0	0	0	0
21.2	Commercial Auto Physical Damage	0	0	0	0	0	0	0	0	0	0	0	0
22.	Aircraft (all perils)	0	0	0	0	0	0	0	0	0	0	0	0
23.	Fidelity	0	0	0	0	0	0	0	0	0	0	0	0
24.	Surety	0	0	0	0	0	0	0	0	0	0	0	0
26.	Burglary and Theft	0	0	0	0	0	0	0	0	0	0	0	0
27.	Boiler and Machinery	2,519	916	0	1,672	0	0	0	0	0	0	445	0
28.	Credit	0	0	0	0	0	0	0	0	0	0	0	0
29.	International	0	0	0	0	0	0	0	0	0	0	0	0
30.	Warranty	0	0	0	0	0	0	0	0	0	0	0	0
31.	Reins nonproportional assumed property	XXX	XXX	XXX	XXX	XXX	XXX	XXX	XXX	XXX	XXX	XXX	XXX
32.	Reins nonproportional assumed liability	XXX	XXX	XXX	XXX	XXX	XXX	XXX	XXX	XXX	XXX	XXX	XXX
33.	Reins nonproportional assumed financial lines	XXX	XXX	XXX	XXX	XXX	XXX	XXX	XXX	XXX	XXX	XXX	XXX
34.	Aggregate Write-Ins for Other Lines of Business	0	0	0	0	0	0	0	0	0	0	0	0
35.	Total (a)	428,282	186,873	0	245,357	0	10,028	90,270	1,014	6,259	30,046	75,277	19
DETAILS OF WRITE-INS													
3401.	Collateral Protection	0	0	0	0	0	0	0	0	0	0	0	0
3402.	Involuntary Unemployment	0	0	0	0	0	0	0	0	0	0	0	0
3403.	Patent Risk	0	0	0	0	0	0	0	0	0	0	0	0
3498.	Summary of remaining write-ins for Line 34 from overflow page	0	0	0	0	0	0	0	0	0	0	0	0
3499.	Totals (Lines 3401 thru 3403 plus 3498)(Line 34 above)	0	0	0	0	0	0	0	0	0	0	0	0

(a) Finance and service charges not included in Lines 1 to 35 \$0
(b) For health business on indicated lines report: Number of persons insured under PPO managed care products0 and number of persons insured under indemnity only products0 .



ANNUAL STATEMENT FOR THE YEAR 2023 OF THE GREAT AMERICAN RISK SOLUTIONS SURPLUS LINES INSURANCE COMPANY

EXHIBIT OF PREMIUMS AND LOSSES (Statutory Page 14)

NAIC Group Code 0084 BUSINESS IN THE STATE OF Nevada DURING THE YEAR 2023 NAIC Company Code 35351

Line of Business		Gross Premiums, Including Policy and Membership Fees, Less Return Premiums and Premiums on Policies not Taken		3 Dividends Paid or Credited to Policyholders on Direct Business	4 Direct Unearned Premium Reserves	5 Direct Losses Paid (deducting salvage)	6 Direct Losses Incurred	7 Direct Losses Unpaid	8 Direct Defense and Cost Containment Expense Paid	9 Direct Defense and Cost Containment Expense Incurred	10 Direct Defense and Cost Containment Expense Unpaid	11 Commissions and Brokerage Expenses	12 Taxes, Licenses and Fees
		1 Direct Premiums Written	2 Direct Premiums Earned										
1.	Fire	0	0	0	0	0	0	0	0	0	0	0	0
2.1	Allied Lines	0	0	0	0	0	0	0	0	0	0	0	0
2.2	Multiple Peril Crop	0	0	0	0	0	0	0	0	0	0	0	0
2.3	Federal Flood	0	0	0	0	0	0	0	0	0	0	0	0
2.4.	Private Crop	0	0	0	0	0	0	0	0	0	0	0	0
2.5	Private Flood	0	0	0	0	0	0	0	0	0	0	0	0
3.	Farmowners Multiple Peril	0	0	0	0	0	0	0	0	0	0	0	0
4.	Homeowners Multiple Peril	0	0	0	0	0	0	0	0	0	0	0	0
5.1	Commercial Multiple Peril (Non-Liability Portion)	701,838	479,748	0	420,810	22,108	7,434	121,310	6,698	222	23,581	124,619	21
5.2	Commercial Multiple Peril (Liability Portion)	0	0	0	0	0	0	0	0	0	0	0	0
6.	Mortgage Guaranty	0	0	0	0	0	0	0	0	0	0	0	0
8.	Ocean Marine	0	0	0	0	0	0	0	0	0	0	0	0
9.	Inland Marine	0	0	0	0	0	0	0	0	0	0	0	0
10.	Financial Guaranty	0	0	0	0	0	0	0	0	0	0	0	0
11.1	Medical Professional Liability - Occurrence	0	0	0	0	0	0	0	0	0	0	0	0
11.2	Medical Professional Liability - Claims-Made	0	0	0	0	0	0	0	0	0	0	0	0
12.	Earthquake	0	0	0	0	0	0	0	0	0	0	0	0
13.1	Comprehensive (hospital and medical) ind (b)	0	0	0	0	0	0	0	0	0	0	0	0
13.2	Comprehensive (hospital and medical) group (b)	0	0	0	0	0	0	0	0	0	0	0	0
14.	Credit A&H (Group and Individual)	0	0	0	0	0	0	0	0	0	0	0	0
15.1	Vision Only (b).....	0	0	0	0	0	0	0	0	0	0	0	0
15.2	Dental Only (b)	0	0	0	0	0	0	0	0	0	0	0	0
15.3	Disability Income (b)	0	0	0	0	0	0	0	0	0	0	0	0
15.4	Medicare Supplement (b)	0	0	0	0	0	0	0	0	0	0	0	0
15.5	Medicaid Title XIX (b)	0	0	0	0	0	0	0	0	0	0	0	0
15.6	Medicare Title XVIII (b).....	0	0	0	0	0	0	0	0	0	0	0	0
15.7	Long-Term Care (b)	0	0	0	0	0	0	0	0	0	0	0	0
15.8	Federal Employees Health Benefits Plan (b)	0	0	0	0	0	0	0	0	0	0	0	0
15.9	Other Health (b)	0	0	0	0	0	0	0	0	0	0	0	0
16.	Workers' Compensation	0	0	0	0	0	0	0	0	0	0	0	0
17.1	Other Liability - Occurrence	574,414	158,504	0	417,079	0	67,955	82,830	0	8,958	14,472	100,858	34
17.2	Other Liability - Claims-Made	66,825	14,461	0	52,364	0	6,388	7,219	0	310	612	11,715	10
17.3	Excess Workers' Compensation	0	0	0	0	0	0	0	0	0	0	0	0
18.1	Products Liability - Occurrence	539,468	113,760	0	425,708	0	35,863	36,075	0	23,838	23,911	94,989	4
18.2	Products Liability - Claims-Made	172,550	34,004	0	138,546	0	6,435	6,435	0	5,636	5,636	30,247	(3)
19.1	Private Passenger Auto No-Fault (Personal Injury Protection)	0	0	0	0	0	0	0	0	0	0	0	0
19.2	Other Private Passenger Auto Liability	0	0	0	0	0	0	0	0	0	0	0	0
19.3	Commercial Auto No-Fault (Personal Injury Protection)	0	0	0	0	0	0	0	0	0	0	0	0
19.4	Other Commercial Auto Liability	0	0	0	0	0	0	0	0	0	0	0	0
21.1	Private Passenger Auto Physical Damage	0	0	0	0	0	0	0	0	0	0	0	0
21.2	Commercial Auto Physical Damage	0	0	0	0	0	0	0	0	0	0	0	0
22.	Aircraft (all perils)	0	0	0	0	0	0	0	0	0	0	0	0
23.	Fidelity	0	0	0	0	0	0	0	0	0	0	0	0
24.	Surety	0	0	0	0	0	0	0	0	0	0	0	0
26.	Burglary and Theft	0	0	0	0	0	0	0	0	0	0	0	0
27.	Boiler and Machinery	15,144	10,124	0	9,157	0	0	0	0	0	0	2,691	0
28.	Credit	0	0	0	0	0	0	0	0	0	0	0	0
29.	International	0	0	0	0	0	0	0	0	0	0	0	0
30.	Warranty	0	0	0	0	0	0	0	0	0	0	0	0
31.	Reins nonproportional assumed property	XXX	XXX	XXX	XXX	XXX	XXX	XXX	XXX	XXX	XXX	XXX	XXX
32.	Reins nonproportional assumed liability	XXX	XXX	XXX	XXX	XXX	XXX	XXX	XXX	XXX	XXX	XXX	XXX
33.	Reins nonproportional assumed financial lines	XXX	XXX	XXX	XXX	XXX	XXX	XXX	XXX	XXX	XXX	XXX	XXX
34.	Aggregate Write-Ins for Other Lines of Business	0	0	0	0	0	0	0	0	0	0	0	0
35.	Total (a)	2,070,239	810,601	0	1,463,664	22,108	124,074	253,870	6,698	38,963	68,212	365,120	67
DETAILS OF WRITE-INS													
3401.	Collateral Protection	0	0	0	0	0	0	0	0	0	0	0	0
3402.	Involuntary Unemployment	0	0	0	0	0	0	0	0	0	0	0	0
3403.	Patent Risk	0	0	0	0	0	0	0	0	0	0	0	0
3498.	Summary of remaining write-ins for Line 34 from overflow page	0	0	0	0	0	0	0	0	0	0	0	0
3499.	Totals (Lines 3401 thru 3403 plus 3498)(Line 34 above)	0	0	0	0	0	0	0	0	0	0	0	0

(a) Finance and service charges not included in Lines 1 to 35 \$0
(b) For health business on indicated lines report: Number of persons insured under PPO managed care products0 and number of persons insured under indemnity only products0 .



ANNUAL STATEMENT FOR THE YEAR 2023 OF THE GREAT AMERICAN RISK SOLUTIONS SURPLUS LINES INSURANCE COMPANY

EXHIBIT OF PREMIUMS AND LOSSES (Statutory Page 14)

NAIC Group Code 0084 BUSINESS IN THE STATE OF New Hampshire DURING THE YEAR 2023 NAIC Company Code 35351

Line of Business		Gross Premiums, Including Policy and Membership Fees, Less Return Premiums and Premiums on Policies not Taken		3	4	5	6	7	8	9	10	11	12
		1	2										
		Direct Premiums Written	Direct Premiums Earned	Dividends Paid or Credited to Policyholders on Direct Business	Direct Unearned Premium Reserves	Direct Losses Paid (deducting salvage)	Direct Losses Incurred	Direct Losses Unpaid	Direct Defense and Cost Containment Expense Paid	Direct Defense and Cost Containment Expense Incurred	Direct Defense and Cost Containment Expense Unpaid	Commissions and Brokerage Expenses	Taxes, Licenses and Fees
1.	Fire	0	0	0	0	0	0	0	0	0	0	0	0
2.1	Allied Lines	0	0	0	0	0	0	0	0	0	0	0	0
2.2	Multiple Peril Crop	0	0	0	0	0	0	0	0	0	0	0	0
2.3	Federal Flood	0	0	0	0	0	0	0	0	0	0	0	0
2.4.	Private Crop	0	0	0	0	0	0	0	0	0	0	0	0
2.5	Private Flood	0	0	0	0	0	0	0	0	0	0	0	0
3.	Farmowners Multiple Peril	0	0	0	0	0	0	0	0	0	0	0	0
4.	Homeowners Multiple Peril	0	0	0	0	0	0	0	0	0	0	0	0
5.1	Commercial Multiple Peril (Non-Liability Portion)	1,075,792	554,197	0	529,893	0	105,154	129,537	0	17,926	26,004	189,487	243
5.2	Commercial Multiple Peril (Liability Portion)	0	0	0	0	0	0	0	0	0	0	0	0
6.	Mortgage Guaranty	0	0	0	0	0	0	0	0	0	0	0	0
8.	Ocean Marine	0	0	0	0	0	0	0	0	0	0	0	0
9.	Inland Marine	0	0	0	0	0	0	0	0	0	0	0	0
10.	Financial Guaranty	0	0	0	0	0	0	0	0	0	0	0	0
11.1	Medical Professional Liability - Occurrence	0	0	0	0	0	0	0	0	0	0	0	0
11.2	Medical Professional Liability - Claims-Made	0	0	0	0	0	0	0	0	0	0	0	0
12.	Earthquake	0	0	0	0	0	0	0	0	0	0	0	0
13.1	Comprehensive (hospital and medical) ind (b)	0	0	0	0	0	0	0	0	0	0	0	0
13.2	Comprehensive (hospital and medical) group (b)	0	0	0	0	0	0	0	0	0	0	0	0
14.	Credit A&H (Group and Individual)	0	0	0	0	0	0	0	0	0	0	0	0
15.1	Vision Only (b).....	0	0	0	0	0	0	0	0	0	0	0	0
15.2	Dental Only (b)	0	0	0	0	0	0	0	0	0	0	0	0
15.3	Disability Income (b)	0	0	0	0	0	0	0	0	0	0	0	0
15.4	Medicare Supplement (b)	0	0	0	0	0	0	0	0	0	0	0	0
15.5	Medicaid Title XIX (b)	0	0	0	0	0	0	0	0	0	0	0	0
15.6	Medicare Title XVIII (b).....	0	0	0	0	0	0	0	0	0	0	0	0
15.7	Long-Term Care (b)	0	0	0	0	0	0	0	0	0	0	0	0
15.8	Federal Employees Health Benefits Plan (b)	0	0	0	0	0	0	0	0	0	0	0	0
15.9	Other Health (b)	0	0	0	0	0	0	0	0	0	0	0	0
16.	Workers' Compensation	0	0	0	0	0	0	0	0	0	0	0	0
17.1	Other Liability - Occurrence	307,524	71,405	0	241,228	0	21,562	79,418	0	5,415	25,262	52,039	33
17.2	Other Liability - Claims-Made	0	0	0	0	0	(58)	14	0	(31)	9	0	0
17.3	Excess Workers' Compensation	0	0	0	0	0	0	0	0	0	0	0	0
18.1	Products Liability - Occurrence	130,017	23,529	0	106,529	0	7,754	8,029	0	5,132	5,229	22,776	1
18.2	Products Liability - Claims-Made	0	0	0	0	0	0	0	0	0	0	0	0
19.1	Private Passenger Auto No-Fault (Personal Injury Protection)	0	0	0	0	0	0	0	0	0	0	0	0
19.2	Other Private Passenger Auto Liability	0	0	0	0	0	0	0	0	0	0	0	0
19.3	Commercial Auto No-Fault (Personal Injury Protection)	0	0	0	0	0	0	0	0	0	0	0	0
19.4	Other Commercial Auto Liability	0	0	0	0	0	0	0	0	0	0	0	0
21.1	Private Passenger Auto Physical Damage	0	0	0	0	0	0	0	0	0	0	0	0
21.2	Commercial Auto Physical Damage	0	0	0	0	0	0	0	0	0	0	0	0
22.	Aircraft (all perils)	0	0	0	0	0	0	0	0	0	0	0	0
23.	Fidelity	0	0	0	0	0	0	0	0	0	0	0	0
24.	Surety	0	0	0	0	0	0	0	0	0	0	0	0
26.	Burglary and Theft	0	0	0	0	0	0	0	0	0	0	0	0
27.	Boiler and Machinery	3,651	2,148	0	1,525	0	0	0	0	0	0	641	1
28.	Credit	0	0	0	0	0	0	0	0	0	0	0	0
29.	International	0	0	0	0	0	0	0	0	0	0	0	0
30.	Warranty	0	0	0	0	0	0	0	0	0	0	0	0
31.	Reins nonproportional assumed property	XXX	XXX	XXX	XXX	XXX	XXX	XXX	XXX	XXX	XXX	XXX	XXX
32.	Reins nonproportional assumed liability	XXX	XXX	XXX	XXX	XXX	XXX	XXX	XXX	XXX	XXX	XXX	XXX
33.	Reins nonproportional assumed financial lines	XXX	XXX	XXX	XXX	XXX	XXX	XXX	XXX	XXX	XXX	XXX	XXX
34.	Aggregate Write-Ins for Other Lines of Business	0	0	0	0	0	0	0	0	0	0	0	0
35.	Total (a)	1,516,984	651,279	0	879,176	0	134,412	216,998	0	28,443	56,504	264,943	278
DETAILS OF WRITE-INS													
3401.	Collateral Protection	0	0	0	0	0	0	0	0	0	0	0	0
3402.	Involuntary Unemployment	0	0	0	0	0	0	0	0	0	0	0	0
3403.	Patent Risk	0	0	0	0	0	0	0	0	0	0	0	0
3498.	Summary of remaining write-ins for Line 34 from overflow page	0	0	0	0	0	0	0	0	0	0	0	0
3499.	Totals (Lines 3401 thru 3403 plus 3498)(Line 34 above)	0	0	0	0	0	0	0	0	0	0	0	0

(a) Finance and service charges not included in Lines 1 to 35 \$0
(b) For health business on indicated lines report: Number of persons insured under PPO managed care products0 and number of persons insured under indemnity only products0 .



ANNUAL STATEMENT FOR THE YEAR 2023 OF THE GREAT AMERICAN RISK SOLUTIONS SURPLUS LINES INSURANCE COMPANY

EXHIBIT OF PREMIUMS AND LOSSES (Statutory Page 14)

NAIC Group Code 0084 BUSINESS IN THE STATE OF New Jersey DURING THE YEAR 2023 NAIC Company Code 35351

Line of Business		Gross Premiums, Including Policy and Membership Fees, Less Return Premiums and Premiums on Policies not Taken		3	4	5	6	7	8	9	10	11	12
		1	2										
		Direct Premiums Written	Direct Premiums Earned	Dividends Paid or Credited to Policyholders on Direct Business	Direct Unearned Premium Reserves	Direct Losses Paid (deducting salvage)	Direct Losses Incurred	Direct Losses Unpaid	Direct Defense and Cost Containment Expense Paid	Direct Defense and Cost Containment Expense Incurred	Direct Defense and Cost Containment Expense Unpaid	Commissions and Brokerage Expenses	Taxes, Licenses and Fees
1.	Fire	19,510	4,604	0	14,979	0	(1,851)	1,461	0	(589)	355	3,432	0
2.1	Allied Lines	3,176	750	0	2,438	0	(332)	242	0	(100)	58	559	0
2.2	Multiple Peril Crop	0	0	0	0	0	0	0	0	0	0	0	0
2.3	Federal Flood	0	0	0	0	0	0	0	0	0	0	0	0
2.4	Private Crop	0	0	0	0	0	0	0	0	0	0	0	0
2.5	Private Flood	0	0	0	0	0	0	0	0	0	0	0	0
3.	Farmowners Multiple Peril	0	0	0	0	0	0	0	0	0	0	0	0
4.	Homeowners Multiple Peril	0	0	0	0	0	0	0	0	0	0	0	0
5.1	Commercial Multiple Peril (Non-Liability Portion)	1,591,096	1,269,546	0	921,592	40,508	(30,355)	344,917	0	(57,545)	66,883	283,821	39
5.2	Commercial Multiple Peril (Liability Portion)	0	0	0	0	0	0	0	0	0	0	0	0
6.	Mortgage Guaranty	0	0	0	0	0	0	0	0	0	0	0	0
8.	Ocean Marine	0	0	0	0	0	0	0	0	0	0	0	0
9.	Inland Marine	0	0	0	0	0	0	0	0	0	0	0	0
10.	Financial Guaranty	0	0	0	0	0	0	0	0	0	0	0	0
11.1	Medical Professional Liability - Occurrence	0	0	0	0	0	0	0	0	0	0	0	0
11.2	Medical Professional Liability - Claims-Made	0	0	0	0	0	0	0	0	0	0	0	0
12.	Earthquake	0	0	0	0	0	0	0	0	0	0	0	0
13.1	Comprehensive (hospital and medical) ind (b)	0	0	0	0	0	0	0	0	0	0	0	0
13.2	Comprehensive (hospital and medical) group (b)	0	0	0	0	0	0	0	0	0	0	0	0
14.	Credit A&H (Group and Individual)	0	0	0	0	0	0	0	0	0	0	0	0
15.1	Vision Only (b)	0	0	0	0	0	0	0	0	0	0	0	0
15.2	Dental Only (b)	0	0	0	0	0	0	0	0	0	0	0	0
15.3	Disability Income (b)	0	0	0	0	0	0	0	0	0	0	0	0
15.4	Medicare Supplement (b)	0	0	0	0	0	0	0	0	0	0	0	0
15.5	Medicaid Title XIX (b)	0	0	0	0	0	0	0	0	0	0	0	0
15.6	Medicare Title XVIII (b)	0	0	0	0	0	0	0	0	0	0	0	0
15.7	Long-Term Care (b)	0	0	0	0	0	0	0	0	0	0	0	0
15.8	Federal Employees Health Benefits Plan (b)	0	0	0	0	0	0	0	0	0	0	0	0
15.9	Other Health (b)	0	0	0	0	0	0	0	0	0	0	0	0
16.	Workers' Compensation	0	0	0	0	0	0	0	0	0	0	0	0
17.1	Other Liability - Occurrence	17,170,161	13,977,749	0	7,420,222	2,305,694	7,737,053	31,533,153	493,113	1,459,073	6,662,857	2,778,327	527
17.2	Other Liability - Claims-Made	608,649	383,339	0	239,404	0	188,229	311,009	4,522	60,359	95,978	96,360	22
17.3	Excess Workers' Compensation	0	0	0	0	0	0	0	0	0	0	0	0
18.1	Products Liability - Occurrence	3,606,914	1,436,236	0	2,416,796	0	876,605	2,759,937	85,261	277,105	586,530	610,293	34
18.2	Products Liability - Claims-Made	34,748	8,699	0	26,049	0	1,919	2,071	0	1,298	1,347	6,011	0
19.1	Private Passenger Auto No-Fault (Personal Injury Protection)	0	0	0	0	0	0	0	0	0	0	0	0
19.2	Other Private Passenger Auto Liability	0	0	0	0	0	0	0	0	0	0	0	0
19.3	Commercial Auto No-Fault (Personal Injury Protection)	0	0	0	0	0	0	0	0	0	0	0	0
19.4	Other Commercial Auto Liability	0	0	0	0	0	0	0	0	0	0	0	0
21.1	Private Passenger Auto Physical Damage	0	0	0	0	0	0	0	0	0	0	0	0
21.2	Commercial Auto Physical Damage	0	0	0	0	0	0	0	0	0	0	0	0
22.	Aircraft (all perils)	0	0	0	0	0	0	0	0	0	0	0	0
23.	Fidelity	0	0	0	0	0	0	0	0	0	0	0	0
24.	Surety	0	0	0	0	0	0	0	0	0	0	0	0
26.	Burglary and Theft	0	0	0	0	0	0	0	0	0	0	0	0
27.	Boiler and Machinery	31,048	30,310	0	17,825	0	0	0	0	0	0	5,571	1
28.	Credit	0	0	0	0	0	0	0	0	0	0	0	0
29.	International	0	0	0	0	0	0	0	0	0	0	0	0
30.	Warranty	0	0	0	0	0	0	0	0	0	0	0	0
31.	Reins nonproportional assumed property	XXX	XXX	XXX	XXX	XXX	XXX	XXX	XXX	XXX	XXX	XXX	XXX
32.	Reins nonproportional assumed liability	XXX	XXX	XXX	XXX	XXX	XXX	XXX	XXX	XXX	XXX	XXX	XXX
33.	Reins nonproportional assumed financial lines	XXX	XXX	XXX	XXX	XXX	XXX	XXX	XXX	XXX	XXX	XXX	XXX
34.	Aggregate Write-Ins for Other Lines of Business	0	0	0	0	0	0	0	0	0	0	0	0
35.	Total (a)	23,065,302	17,111,234	0	11,059,305	2,346,203	8,771,268	34,952,790	582,896	1,739,601	7,414,007	3,784,374	622
DETAILS OF WRITE-INS													
3401.	Collateral Protection	0	0	0	0	0	0	0	0	0	0	0	0
3402.	Involuntary Unemployment	0	0	0	0	0	0	0	0	0	0	0	0
3403.	Patent Risk	0	0	0	0	0	0	0	0	0	0	0	0
3498.	Summary of remaining write-ins for Line 34 from overflow page	0	0	0	0	0	0	0	0	0	0	0	0
3499.	Totals (Lines 3401 thru 3403 plus 3498)(Line 34 above)	0	0	0	0	0	0	0	0	0	0	0	0

(a) Finance and service charges not included in Lines 1 to 35 \$ 0
(b) For health business on indicated lines report: Number of persons insured under PPO managed care products 0 and number of persons insured under indemnity only products 0



ANNUAL STATEMENT FOR THE YEAR 2023 OF THE GREAT AMERICAN RISK SOLUTIONS SURPLUS LINES INSURANCE COMPANY

EXHIBIT OF PREMIUMS AND LOSSES (Statutory Page 14)

NAIC Group Code 0084 BUSINESS IN THE STATE OF New Mexico DURING THE YEAR 2023 NAIC Company Code 35351

Line of Business		Gross Premiums, Including Policy and Membership Fees, Less Return Premiums and Premiums on Policies not Taken		3	4	5	6	7	8	9	10	11	12
		1	2										
		Direct Premiums Written	Direct Premiums Earned	Dividends Paid or Credited to Policyholders on Direct Business	Direct Unearned Premium Reserves	Direct Losses Paid (deducting salvage)	Direct Losses Incurred	Direct Losses Unpaid	Direct Defense and Cost Containment Expense Paid	Direct Defense and Cost Containment Expense Incurred	Direct Defense and Cost Containment Expense Unpaid	Commissions and Brokerage Expenses	Taxes, Licenses and Fees
1.	Fire	0	0	0	0	0	0	0	0	0	0	0	0
2.1	Allied Lines	0	0	0	0	0	0	0	0	0	0	0	0
2.2	Multiple Peril Crop	0	0	0	0	0	0	0	0	0	0	0	0
2.3	Federal Flood	0	0	0	0	0	0	0	0	0	0	0	0
2.4	Private Crop	0	0	0	0	0	0	0	0	0	0	0	0
2.5	Private Flood	0	0	0	0	0	0	0	0	0	0	0	0
3.	Farmowners Multiple Peril	0	0	0	0	0	0	0	0	0	0	0	0
4.	Homeowners Multiple Peril	0	0	0	0	0	0	0	0	0	0	0	0
5.1	Commercial Multiple Peril (Non-Liability Portion)	389,531	352,709	0	269,544	0	65,275	81,492	0	10,708	16,175	69,617	13
5.2	Commercial Multiple Peril (Liability Portion)	0	0	0	0	0	0	0	0	0	0	0	0
6.	Mortgage Guaranty	0	0	0	0	0	0	0	0	0	0	0	0
8.	Ocean Marine	0	0	0	0	0	0	0	0	0	0	0	0
9.	Inland Marine	0	0	0	0	0	0	0	0	0	0	0	0
10.	Financial Guaranty	0	0	0	0	0	0	0	0	0	0	0	0
11.1	Medical Professional Liability - Occurrence	0	0	0	0	0	0	0	0	0	0	0	0
11.2	Medical Professional Liability - Claims-Made	0	0	0	0	0	0	0	0	0	0	0	0
12.	Earthquake	0	0	0	0	0	0	0	0	0	0	0	0
13.1	Comprehensive (hospital and medical) ind (b)	0	0	0	0	0	0	0	0	0	0	0	0
13.2	Comprehensive (hospital and medical) group (b)	0	0	0	0	0	0	0	0	0	0	0	0
14.	Credit A&H (Group and Individual)	0	0	0	0	0	0	0	0	0	0	0	0
15.1	Vision Only (b).....	0	0	0	0	0	0	0	0	0	0	0	0
15.2	Dental Only (b)	0	0	0	0	0	0	0	0	0	0	0	0
15.3	Disability Income (b)	0	0	0	0	0	0	0	0	0	0	0	0
15.4	Medicare Supplement (b)	0	0	0	0	0	0	0	0	0	0	0	0
15.5	Medicaid Title XIX (b)	0	0	0	0	0	0	0	0	0	0	0	0
15.6	Medicare Title XVIII (b).....	0	0	0	0	0	0	0	0	0	0	0	0
15.7	Long-Term Care (b)	0	0	0	0	0	0	0	0	0	0	0	0
15.8	Federal Employees Health Benefits Plan (b)	0	0	0	0	0	0	0	0	0	0	0	0
15.9	Other Health (b)	0	0	0	0	0	0	0	0	0	0	0	0
16.	Workers' Compensation	0	0	0	0	0	0	0	0	0	0	0	0
17.1	Other Liability - Occurrence	54,599	12,685	0	42,992	0	(27,160)	36,450	0	(11,222)	11,902	9,567	6
17.2	Other Liability - Claims-Made	357,478	305,397	0	266,088	(14,085)	(110,431)	273,235	0	(29,969)	89,605	65,642	12
17.3	Excess Workers' Compensation	0	0	0	0	0	0	0	0	0	0	0	0
18.1	Products Liability - Occurrence	58,762	12,223	0	46,539	0	3,773	4,065	0	2,505	2,600	10,295	0
18.2	Products Liability - Claims-Made	(624)	1,538	0	0	0	137	1,251	0	41	430	(78)	0
19.1	Private Passenger Auto No-Fault (Personal Injury Protection)	0	0	0	0	0	0	0	0	0	0	0	0
19.2	Other Private Passenger Auto Liability	0	0	0	0	0	0	0	0	0	0	0	0
19.3	Commercial Auto No-Fault (Personal Injury Protection)	0	0	0	0	0	0	0	0	0	0	0	0
19.4	Other Commercial Auto Liability	0	0	0	0	0	0	0	0	0	0	0	0
21.1	Private Passenger Auto Physical Damage	0	0	0	0	0	0	0	0	0	0	0	0
21.2	Commercial Auto Physical Damage	0	0	0	0	0	0	0	0	0	0	0	0
22.	Aircraft (all perils)	0	0	0	0	0	0	0	0	0	0	0	0
23.	Fidelity	0	0	0	0	0	0	0	0	0	0	0	0
24.	Surety	0	0	0	0	0	0	0	0	0	0	0	0
26.	Burglary and Theft	0	0	0	0	0	0	0	0	0	0	0	0
27.	Boiler and Machinery	4,680	4,193	0	3,214	0	0	0	0	0	0	836	0
28.	Credit	0	0	0	0	0	0	0	0	0	0	0	0
29.	International	0	0	0	0	0	0	0	0	0	0	0	0
30.	Warranty	0	0	0	0	0	0	0	0	0	0	0	0
31.	Reins nonproportional assumed property	XXX	XXX	XXX	XXX	XXX	XXX	XXX	XXX	XXX	XXX	XXX	XXX
32.	Reins nonproportional assumed liability	XXX	XXX	XXX	XXX	XXX	XXX	XXX	XXX	XXX	XXX	XXX	XXX
33.	Reins nonproportional assumed financial lines	XXX	XXX	XXX	XXX	XXX	XXX	XXX	XXX	XXX	XXX	XXX	XXX
34.	Aggregate Write-Ins for Other Lines of Business	0	0	0	0	0	0	0	0	0	0	0	0
35.	Total (a)	864,426	688,745	0	628,378	(14,085)	(68,406)	396,493	0	(27,937)	120,711	155,879	32
DETAILS OF WRITE-INS													
3401.	Collateral Protection	0	0	0	0	0	0	0	0	0	0	0	0
3402.	Involuntary Unemployment	0	0	0	0	0	0	0	0	0	0	0	0
3403.	Patent Risk	0	0	0	0	0	0	0	0	0	0	0	0
3498.	Summary of remaining write-ins for Line 34 from overflow page	0	0	0	0	0	0	0	0	0	0	0	0
3499.	Totals (Lines 3401 thru 3403 plus 3498)(Line 34 above)	0	0	0	0	0	0	0	0	0	0	0	0

(a) Finance and service charges not included in Lines 1 to 35 \$0
(b) For health business on indicated lines report: Number of persons insured under PPO managed care products0 and number of persons insured under indemnity only products0 .



ANNUAL STATEMENT FOR THE YEAR 2023 OF THE GREAT AMERICAN RISK SOLUTIONS SURPLUS LINES INSURANCE COMPANY

EXHIBIT OF PREMIUMS AND LOSSES (Statutory Page 14)

NAIC Group Code 0084 BUSINESS IN THE STATE OF New York DURING THE YEAR 2023 NAIC Company Code 35351

Line of Business		Gross Premiums, Including Policy and Membership Fees, Less Return Premiums and Premiums on Policies not Taken		3	4	5	6	7	8	9	10	11	12
		1	2										
		Direct Premiums Written	Direct Premiums Earned	Dividends Paid or Credited to Policyholders on Direct Business	Direct Unearned Premium Reserves	Direct Losses Paid (deducting salvage)	Direct Losses Incurred	Direct Losses Unpaid	Direct Defense and Cost Containment Expense Paid	Direct Defense and Cost Containment Expense Incurred	Direct Defense and Cost Containment Expense Unpaid	Commissions and Brokerage Expenses	Taxes, Licenses and Fees
1.	Fire	52,274	113,631	0	34,366	0	(17,720)	25,713	0	(5,282)	6,353	9,708	6
2.1	Allied Lines	8,510	18,498	0	5,594	0	(2,885)	4,185	0	(860)	1,034	1,580	1
2.2	Multiple Peril Crop	0	0	0	0	0	0	0	0	0	0	0	0
2.3	Federal Flood	0	0	0	0	0	0	0	0	0	0	0	0
2.4	Private Crop	0	0	0	0	0	0	0	0	0	0	0	0
2.5	Private Flood	0	0	0	0	0	0	0	0	0	0	0	0
3.	Farmowners Multiple Peril	0	0	0	0	0	0	0	0	0	0	0	0
4.	Homeowners Multiple Peril	0	0	0	0	0	0	0	0	0	0	0	0
5.1	Commercial Multiple Peril (Non-Liability Portion)	3,922,195	3,688,079	0	2,066,130	1,230,007	1,786,816	1,502,115	50,782	(54,641)	218,657	689,846	105
5.2	Commercial Multiple Peril (Liability Portion)	0	0	0	0	0	0	0	0	0	0	0	0
6.	Mortgage Guaranty	0	0	0	0	0	0	0	0	0	0	0	0
8.	Ocean Marine	0	0	0	0	0	0	0	0	0	0	0	0
9.	Inland Marine	0	0	0	0	0	0	0	0	0	0	0	0
10.	Financial Guaranty	0	0	0	0	0	0	0	0	0	0	0	0
11.1	Medical Professional Liability - Occurrence	0	0	0	0	0	0	0	0	0	0	0	0
11.2	Medical Professional Liability - Claims-Made	0	0	0	0	0	0	0	0	0	0	0	0
12.	Earthquake	0	0	0	0	0	0	0	0	0	0	0	0
13.1	Comprehensive (hospital and medical) ind (b)	0	0	0	0	0	0	0	0	0	0	0	0
13.2	Comprehensive (hospital and medical) group (b)	0	0	0	0	0	0	0	0	0	0	0	0
14.	Credit A&H (Group and Individual)	0	0	0	0	0	0	0	0	0	0	0	0
15.1	Vision Only (b).....	0	0	0	0	0	0	0	0	0	0	0	0
15.2	Dental Only (b)	0	0	0	0	0	0	0	0	0	0	0	0
15.3	Disability Income (b)	0	0	0	0	0	0	0	0	0	0	0	0
15.4	Medicare Supplement (b)	0	0	0	0	0	0	0	0	0	0	0	0
15.5	Medicaid Title XIX (b)	0	0	0	0	0	0	0	0	0	0	0	0
15.6	Medicare Title XVIII (b).....	0	0	0	0	0	0	0	0	0	0	0	0
15.7	Long-Term Care (b)	0	0	0	0	0	0	0	0	0	0	0	0
15.8	Federal Employees Health Benefits Plan (b)	0	0	0	0	0	0	0	0	0	0	0	0
15.9	Other Health (b)	0	0	0	0	0	0	0	0	0	0	0	0
16.	Workers' Compensation	0	0	0	0	0	0	0	0	0	0	0	0
17.1	Other Liability - Occurrence	64,271,460	59,293,473	0	26,748,219	36,034,850	30,597,144	198,647,818	7,005,018	8,002,909	40,352,781	9,019,951	2,788
17.2	Other Liability - Claims-Made	1,776,806	1,984,736	0	916,908	(25,000)	54,637	4,580,541	156,556	42,095	724,034	310,955	151
17.3	Excess Workers' Compensation	0	0	0	0	0	0	0	0	0	0	0	0
18.1	Products Liability - Occurrence	8,882,487	6,583,366	0	4,507,985	550,598	(1,015,891)	10,811,759	240,253	293,363	3,659,653	1,301,153	169
18.2	Products Liability - Claims-Made	246,634	33,608	0	224,290	0	3,406	13,972	0	2,979	6,360	43,174	1
19.1	Private Passenger Auto No-Fault (Personal Injury Protection)	0	0	0	0	0	0	0	0	0	0	0	0
19.2	Other Private Passenger Auto Liability	0	0	0	0	0	0	0	0	0	0	0	0
19.3	Commercial Auto No-Fault (Personal Injury Protection)	0	0	0	0	0	0	0	0	0	0	0	0
19.4	Other Commercial Auto Liability	122,665	122,665	0	0	0	0	25	17,759	(35,321)	22,118	0	(3)
21.1	Private Passenger Auto Physical Damage	0	0	0	0	0	0	0	0	0	0	0	0
21.2	Commercial Auto Physical Damage	0	0	0	0	0	0	0	0	0	0	0	0
22.	Aircraft (all perils)	0	0	0	0	0	0	0	0	0	0	0	0
23.	Fidelity	0	0	0	0	0	0	0	0	0	0	0	0
24.	Surety	0	0	0	0	0	0	0	0	0	0	0	0
26.	Burglary and Theft	0	0	0	0	0	0	0	0	0	0	0	0
27.	Boiler and Machinery	44,698	43,828	0	27,393	0	0	0	0	0	0	7,890	1
28.	Credit	0	0	0	0	0	0	0	0	0	0	0	0
29.	International	0	0	0	0	0	0	0	0	0	0	0	0
30.	Warranty	0	0	0	0	0	0	0	0	0	0	0	0
31.	Reins nonproportional assumed property	XXX	XXX	XXX	XXX	XXX	XXX	XXX	XXX	XXX	XXX	XXX	XXX
32.	Reins nonproportional assumed liability	XXX	XXX	XXX	XXX	XXX	XXX	XXX	XXX	XXX	XXX	XXX	XXX
33.	Reins nonproportional assumed financial lines	XXX	XXX	XXX	XXX	XXX	XXX	XXX	XXX	XXX	XXX	XXX	XXX
34.	Aggregate Write-Ins for Other Lines of Business	0	0	0	0	0	0	0	0	0	0	0	0
35.	Total (a)	79,327,729	71,881,884	0	34,530,885	37,790,455	31,405,508	215,586,128	7,470,368	8,245,243	44,990,989	11,384,258	3,219
DETAILS OF WRITE-INS													
3401.	Collateral Protection	0	0	0	0	0	0	0	0	0	0	0	0
3402.	Involuntary Unemployment	0	0	0	0	0	0	0	0	0	0	0	0
3403.	Patent Risk	0	0	0	0	0	0	0	0	0	0	0	0
3498.	Summary of remaining write-ins for Line 34 from overflow page	0	0	0	0	0	0	0	0	0	0	0	0
3499.	Totals (Lines 3401 thru 3403 plus 3498)(Line 34 above)	0	0	0	0	0	0	0	0	0	0	0	0

(a) Finance and service charges not included in Lines 1 to 35 \$0
(b) For health business on indicated lines report: Number of persons insured under PPO managed care products0 and number of persons insured under indemnity only products0 .



ANNUAL STATEMENT FOR THE YEAR 2023 OF THE GREAT AMERICAN RISK SOLUTIONS SURPLUS LINES INSURANCE COMPANY

EXHIBIT OF PREMIUMS AND LOSSES (Statutory Page 14)

NAIC Group Code 0084 BUSINESS IN THE STATE OF North Carolina DURING THE YEAR 2023 NAIC Company Code 35351

Line of Business		Gross Premiums, Including Policy and Membership Fees, Less Return Premiums and Premiums on Policies not Taken		3	4	5	6	7	8	9	10	11	12
		1	2										
		Direct Premiums Written	Direct Premiums Earned	Dividends Paid or Credited to Policyholders on Direct Business	Direct Unearned Premium Reserves	Direct Losses Paid (deducting salvage)	Direct Losses Incurred	Direct Losses Unpaid	Direct Defense and Cost Containment Expense Paid	Direct Defense and Cost Containment Expense Incurred	Direct Defense and Cost Containment Expense Unpaid	Commissions and Brokerage Expenses	Taxes, Licenses and Fees
1.	Fire	0	0	0	0	0	(7,473)	1,559	0	(2,155)	342	0	0
2.1	Allied Lines	0	0	0	0	0	(1,216)	254	0	(351)	56	0	0
2.2	Multiple Peril Crop	0	0	0	0	0	0	0	0	0	0	0	0
2.3	Federal Flood	0	0	0	0	0	0	0	0	0	0	0	0
2.4	Private Crop	0	0	0	0	0	0	0	0	0	0	0	0
2.5	Private Flood	0	0	0	0	0	0	0	0	0	0	0	0
3.	Farmowners Multiple Peril	0	0	0	0	0	0	0	0	0	0	0	0
4.	Homeowners Multiple Peril	0	0	0	0	0	0	0	0	0	0	0	0
5.1	Commercial Multiple Peril (Non-Liability Portion)	427,947	641,251	0	386,168	0	48,734	163,548	2,424	(4,243)	31,763	78,293	160
5.2	Commercial Multiple Peril (Liability Portion)	0	0	0	0	0	0	0	0	0	0	0	0
6.	Mortgage Guaranty	0	0	0	0	0	0	0	0	0	0	0	0
8.	Ocean Marine	0	0	0	0	0	0	0	0	0	0	0	0
9.	Inland Marine	0	0	0	0	0	0	0	0	0	0	0	0
10.	Financial Guaranty	0	0	0	0	0	0	0	0	0	0	0	0
11.1	Medical Professional Liability - Occurrence	0	0	0	0	0	0	0	0	0	0	0	0
11.2	Medical Professional Liability - Claims-Made	0	0	0	0	0	0	0	0	0	0	0	0
12.	Earthquake	0	0	0	0	0	0	0	0	0	0	0	0
13.1	Comprehensive (hospital and medical) ind (b)	0	0	0	0	0	0	0	0	0	0	0	0
13.2	Comprehensive (hospital and medical) group (b)	0	0	0	0	0	0	0	0	0	0	0	0
14.	Credit A&H (Group and Individual)	0	0	0	0	0	0	0	0	0	0	0	0
15.1	Vision Only (b).....	0	0	0	0	0	0	0	0	0	0	0	0
15.2	Dental Only (b)	0	0	0	0	0	0	0	0	0	0	0	0
15.3	Disability Income (b)	0	0	0	0	0	0	0	0	0	0	0	0
15.4	Medicare Supplement (b)	0	0	0	0	0	0	0	0	0	0	0	0
15.5	Medicaid Title XIX (b)	0	0	0	0	0	0	0	0	0	0	0	0
15.6	Medicare Title XVIII (b).....	0	0	0	0	0	0	0	0	0	0	0	0
15.7	Long-Term Care (b)	0	0	0	0	0	0	0	0	0	0	0	0
15.8	Federal Employees Health Benefits Plan (b)	0	0	0	0	0	0	0	0	0	0	0	0
15.9	Other Health (b)	0	0	0	0	0	0	0	0	0	0	0	0
16.	Workers' Compensation	0	0	0	0	0	0	0	0	0	0	0	0
17.1	Other Liability - Occurrence	1,261,649	287,458	0	1,096,079	2,097	104,466	542,324	3,226	27,231	169,767	222,051	288
17.2	Other Liability - Claims-Made	101,519	277,692	0	84,175	0	99,120	260,028	0	32,805	86,400	17,766	63
17.3	Excess Workers' Compensation	0	0	0	0	0	0	0	0	0	0	0	0
18.1	Products Liability - Occurrence	1,466,977	307,243	0	1,160,218	0	90,913	94,260	0	64,904	66,174	256,726	595
18.2	Products Liability - Claims-Made	38,500	3,156	0	35,344	0	601	601	0	526	526	6,738	0
19.1	Private Passenger Auto No-Fault (Personal Injury Protection)	0	0	0	0	0	0	0	0	0	0	0	0
19.2	Other Private Passenger Auto Liability	0	0	0	0	0	0	0	0	0	0	0	0
19.3	Commercial Auto No-Fault (Personal Injury Protection)	0	0	0	0	0	0	0	0	0	0	0	0
19.4	Other Commercial Auto Liability	0	0	0	0	0	0	0	0	0	0	0	0
21.1	Private Passenger Auto Physical Damage	0	0	0	0	0	0	0	0	0	0	0	0
21.2	Commercial Auto Physical Damage	0	0	0	0	0	0	0	0	0	0	0	0
22.	Aircraft (all perils)	0	0	0	0	0	0	0	0	0	0	0	0
23.	Fidelity	0	0	0	0	0	0	0	0	0	0	0	0
24.	Surety	0	0	0	0	0	0	0	0	0	0	0	0
26.	Burglary and Theft	0	0	0	0	0	0	0	0	0	0	0	0
27.	Boiler and Machinery	6,820	5,864	0	4,483	0	0	0	0	0	0	1,221	2
28.	Credit	0	0	0	0	0	0	0	0	0	0	0	0
29.	International	0	0	0	0	0	0	0	0	0	0	0	0
30.	Warranty	0	0	0	0	0	0	0	0	0	0	0	0
31.	Reins nonproportional assumed property	XXX	XXX	XXX	XXX	XXX	XXX	XXX	XXX	XXX	XXX	XXX	XXX
32.	Reins nonproportional assumed liability	XXX	XXX	XXX	XXX	XXX	XXX	XXX	XXX	XXX	XXX	XXX	XXX
33.	Reins nonproportional assumed financial lines	XXX	XXX	XXX	XXX	XXX	XXX	XXX	XXX	XXX	XXX	XXX	XXX
34.	Aggregate Write-Ins for Other Lines of Business	0	0	0	0	0	0	0	0	0	0	0	0
35.	Total (a)	3,303,412	1,522,663	0	2,766,468	2,097	335,145	1,062,574	5,650	118,718	355,028	582,794	1,109
DETAILS OF WRITE-INS													
3401.	Collateral Protection	0	0	0	0	0	0	0	0	0	0	0	0
3402.	Involuntary Unemployment	0	0	0	0	0	0	0	0	0	0	0	0
3403.	Patent Risk	0	0	0	0	0	0	0	0	0	0	0	0
3498.	Summary of remaining write-ins for Line 34 from overflow page	0	0	0	0	0	0	0	0	0	0	0	0
3499.	Totals (Lines 3401 thru 3403 plus 3498)(Line 34 above)	0	0	0	0	0	0	0	0	0	0	0	0

(a) Finance and service charges not included in Lines 1 to 35 \$0
(b) For health business on indicated lines report: Number of persons insured under PPO managed care products0 and number of persons insured under indemnity only products0 .



ANNUAL STATEMENT FOR THE YEAR 2023 OF THE GREAT AMERICAN RISK SOLUTIONS SURPLUS LINES INSURANCE COMPANY

EXHIBIT OF PREMIUMS AND LOSSES (Statutory Page 14)

NAIC Group Code 0084

BUSINESS IN THE STATE OF North Dakota

DURING THE YEAR 2023

NAIC Company Code 35351

Line of Business		Gross Premiums, Including Policy and Membership Fees, Less Return Premiums and Premiums on Policies not Taken		3	4	5	6	7	8	9	10	11	12
		1	2										
		Direct Premiums Written	Direct Premiums Earned	Dividends Paid or Credited to Policyholders on Direct Business	Direct Unearned Premium Reserves	Direct Losses Paid (deducting salvage)	Direct Losses Incurred	Direct Losses Unpaid	Direct Defense and Cost Containment Expense Paid	Direct Defense and Cost Containment Expense Incurred	Direct Defense and Cost Containment Expense Unpaid	Commissions and Brokerage Expenses	Taxes, Licenses and Fees
1.	Fire	0	0	0	0	0	(249)	115	0	(92)	28	0	0
2.1	Allied Lines	0	0	0	0	0	(41)	19	0	(15)	5	0	0
2.2	Multiple Peril Crop	0	0	0	0	0	0	0	0	0	0	0	0
2.3	Federal Flood	0	0	0	0	0	0	0	0	0	0	0	0
2.4	Private Crop	0	0	0	0	0	0	0	0	0	0	0	0
2.5	Private Flood	0	0	0	0	0	0	0	0	0	0	0	0
3.	Farmowners Multiple Peril	0	0	0	0	0	0	0	0	0	0	0	0
4.	Homeowners Multiple Peril	0	0	0	0	0	0	0	0	0	0	0	0
5.1	Commercial Multiple Peril (Non-Liability Portion)	133,236	145,365	0	91,241	0	(6,607)	43,273	0	(8,950)	8,091	24,237	8
5.2	Commercial Multiple Peril (Liability Portion)	0	0	0	0	0	0	0	0	0	0	0	0
6.	Mortgage Guaranty	0	0	0	0	0	0	0	0	0	0	0	0
8.	Ocean Marine	0	0	0	0	0	0	0	0	0	0	0	0
9.	Inland Marine	0	0	0	0	0	0	0	0	0	0	0	0
10.	Financial Guaranty	0	0	0	0	0	0	0	0	0	0	0	0
11.1	Medical Professional Liability - Occurrence	0	0	0	0	0	0	0	0	0	0	0	0
11.2	Medical Professional Liability - Claims-Made	0	0	0	0	0	0	0	0	0	0	0	0
12.	Earthquake	0	0	0	0	0	0	0	0	0	0	0	0
13.1	Comprehensive (hospital and medical) ind (b)	0	0	0	0	0	0	0	0	0	0	0	0
13.2	Comprehensive (hospital and medical) group (b)	0	0	0	0	0	0	0	0	0	0	0	0
14.	Credit A&H (Group and Individual)	0	0	0	0	0	0	0	0	0	0	0	0
15.1	Vision Only (b).....	0	0	0	0	0	0	0	0	0	0	0	0
15.2	Dental Only (b)	0	0	0	0	0	0	0	0	0	0	0	0
15.3	Disability Income (b)	0	0	0	0	0	0	0	0	0	0	0	0
15.4	Medicare Supplement (b)	0	0	0	0	0	0	0	0	0	0	0	0
15.5	Medicaid Title XIX (b)	0	0	0	0	0	0	0	0	0	0	0	0
15.6	Medicare Title XVIII (b).....	0	0	0	0	0	0	0	0	0	0	0	0
15.7	Long-Term Care (b)	0	0	0	0	0	0	0	0	0	0	0	0
15.8	Federal Employees Health Benefits Plan (b)	0	0	0	0	0	0	0	0	0	0	0	0
15.9	Other Health (b)	0	0	0	0	0	0	0	0	0	0	0	0
16.	Workers' Compensation	0	0	0	0	0	0	0	0	0	0	0	0
17.1	Other Liability - Occurrence	72,629	16,742	0	56,992	0	3,486	20,781	230	(174)	4,757	12,726	4
17.2	Other Liability - Claims-Made	0	0	0	0	0	0	0	0	0	0	0	2
17.3	Excess Workers' Compensation	0	0	0	0	0	0	0	0	0	0	0	0
18.1	Products Liability - Occurrence	72,131	19,490	0	52,667	0	5,732	8,644	0	4,122	4,972	12,647	(1)
18.2	Products Liability - Claims-Made	0	0	0	0	0	0	0	0	0	0	0	0
19.1	Private Passenger Auto No-Fault (Personal Injury Protection)	0	0	0	0	0	0	0	0	0	0	0	0
19.2	Other Private Passenger Auto Liability	0	0	0	0	0	0	0	0	0	0	0	0
19.3	Commercial Auto No-Fault (Personal Injury Protection)	0	0	0	0	0	0	0	0	0	0	0	0
19.4	Other Commercial Auto Liability	0	0	0	0	0	0	0	0	0	0	0	0
21.1	Private Passenger Auto Physical Damage	0	0	0	0	0	0	0	0	0	0	0	0
21.2	Commercial Auto Physical Damage	0	0	0	0	0	0	0	0	0	0	0	0
22.	Aircraft (all perils)	0	0	0	0	0	0	0	0	0	0	0	0
23.	Fidelity	0	0	0	0	0	0	0	0	0	0	0	0
24.	Surety	0	0	0	0	0	0	0	0	0	0	0	0
26.	Burglary and Theft	0	0	0	0	0	0	0	0	0	0	0	0
27.	Boiler and Machinery	2,484	2,350	0	1,410	0	0	0	0	0	0	446	0
28.	Credit	0	0	0	0	0	0	0	0	0	0	0	0
29.	International	0	0	0	0	0	0	0	0	0	0	0	0
30.	Warranty	0	0	0	0	0	0	0	0	0	0	0	0
31.	Reins nonproportional assumed property	XXX	XXX	XXX	XXX	XXX	XXX	XXX	XXX	XXX	XXX	XXX	XXX
32.	Reins nonproportional assumed liability	XXX	XXX	XXX	XXX	XXX	XXX	XXX	XXX	XXX	XXX	XXX	XXX
33.	Reins nonproportional assumed financial lines	XXX	XXX	XXX	XXX	XXX	XXX	XXX	XXX	XXX	XXX	XXX	XXX
34.	Aggregate Write-Ins for Other Lines of Business	0	0	0	0	0	0	0	0	0	0	0	0
35.	Total (a)	280,480	183,947	0	202,310	0	2,322	72,833	230	(5,108)	17,852	50,056	14
DETAILS OF WRITE-INS													
3401.	Collateral Protection	0	0	0	0	0	0	0	0	0	0	0	0
3402.	Involuntary Unemployment	0	0	0	0	0	0	0	0	0	0	0	0
3403.	Patent Risk	0	0	0	0	0	0	0	0	0	0	0	0
3498.	Summary of remaining write-ins for Line 34 from overflow page	0	0	0	0	0	0	0	0	0	0	0	0
3499.	Totals (Lines 3401 thru 3403 plus 3498)(Line 34 above)	0	0	0	0	0	0	0	0	0	0	0	0

(a) Finance and service charges not included in Lines 1 to 35 \$ 0

(b) For health business on indicated lines report: Number of persons insured under PPO managed care products 0 and number of persons insured under indemnity only products 0



ANNUAL STATEMENT FOR THE YEAR 2023 OF THE GREAT AMERICAN RISK SOLUTIONS SURPLUS LINES INSURANCE COMPANY

EXHIBIT OF PREMIUMS AND LOSSES (Statutory Page 14)

NAIC Group Code 0084

BUSINESS IN THE STATE OF Ohio

DURING THE YEAR 2023

NAIC Company Code 35351

Line of Business		Gross Premiums, Including Policy and Membership Fees, Less Return Premiums and Premiums on Policies not Taken		3	4	5	6	7	8	9	10	11	12
		1	2										
		Direct Premiums Written	Direct Premiums Earned	Dividends Paid or Credited to Policyholders on Direct Business	Direct Unearned Premium Reserves	Direct Losses Paid (deducting salvage)	Direct Losses Incurred	Direct Losses Unpaid	Direct Defense and Cost Containment Expense Paid	Direct Defense and Cost Containment Expense Incurred	Direct Defense and Cost Containment Expense Unpaid	Commissions and Brokerage Expenses	Taxes, Licenses and Fees
1.	Fire	(20,835)	35,292	0	0	0	(7,995)	7,748	0	(2,129)	1,914	(3,414)	185
2.1	Allied Lines	(3,392)	5,745	0	0	458,905	221,606	1,262	4,562	(11,838)	312	(556)	30
2.2	Multiple Peril Crop	0	0	0	0	0	0	0	0	0	0	0	0
2.3	Federal Flood	0	0	0	0	0	0	0	0	0	0	0	0
2.4	Private Crop	0	0	0	0	0	0	0	0	0	0	0	0
2.5	Private Flood	0	0	0	0	0	0	0	0	0	0	0	0
3.	Farmowners Multiple Peril	0	0	0	0	0	0	0	0	0	0	0	0
4.	Homeowners Multiple Peril	0	0	0	0	0	0	0	0	0	0	0	0
5.1	Commercial Multiple Peril (Non-Liability Portion)	1,189,307	847,707	0	703,435	480,809	856,211	639,902	99,870	109,952	96,430	209,707	1,992
5.2	Commercial Multiple Peril (Liability Portion)	0	0	0	0	0	0	0	0	0	0	0	0
6.	Mortgage Guaranty	0	0	0	0	0	0	0	0	0	0	0	0
8.	Ocean Marine	0	0	0	0	0	0	0	0	0	0	0	0
9.	Inland Marine	0	0	0	0	0	0	0	0	0	0	0	0
10.	Financial Guaranty	0	0	0	0	0	0	0	0	0	0	0	0
11.1	Medical Professional Liability - Occurrence	0	0	0	0	0	0	0	0	0	0	0	0
11.2	Medical Professional Liability - Claims-Made	0	0	0	0	0	0	0	0	0	0	0	0
12.	Earthquake	0	0	0	0	0	0	0	0	0	0	0	0
13.1	Comprehensive (hospital and medical) ind (b)	0	0	0	0	0	0	0	0	0	0	0	0
13.2	Comprehensive (hospital and medical) group (b)	0	0	0	0	0	0	0	0	0	0	0	0
14.	Credit A&H (Group and Individual)	0	0	0	0	0	0	0	0	0	0	0	0
15.1	Vision Only (b).....	0	0	0	0	0	0	0	0	0	0	0	0
15.2	Dental Only (b)	0	0	0	0	0	0	0	0	0	0	0	0
15.3	Disability Income (b)	0	0	0	0	0	0	0	0	0	0	0	0
15.4	Medicare Supplement (b)	0	0	0	0	0	0	0	0	0	0	0	0
15.5	Medicaid Title XIX (b)	0	0	0	0	0	0	0	0	0	0	0	0
15.6	Medicare Title XVIII (b).....	0	0	0	0	0	0	0	0	0	0	0	0
15.7	Long-Term Care (b)	0	0	0	0	0	0	0	0	0	0	0	0
15.8	Federal Employees Health Benefits Plan (b)	0	0	0	0	0	0	0	0	0	0	0	0
15.9	Other Health (b)	0	0	0	0	0	0	0	0	0	0	0	0
16.	Workers' Compensation	0	0	0	0	0	0	0	0	0	0	0	0
17.1	Other Liability - Occurrence	3,788,610	1,288,541	0	2,881,010	(500)	230,878	1,965,444	215,879	151,834	505,568	625,609	1,286
17.2	Other Liability - Claims-Made	2,715,717	2,655,355	0	134,688	0	840,545	2,643,033	190,844	379,459	666,786	475,251	8,204
17.3	Excess Workers' Compensation	0	0	0	0	0	0	0	0	0	0	0	0
18.1	Products Liability - Occurrence	1,872,640	324,057	0	1,552,365	0	96,023	107,609	0	65,908	70,282	328,551	23
18.2	Products Liability - Claims-Made	21,355	21,180	0	910	0	1,588	12,811	0	802	4,498	3,737	66
19.1	Private Passenger Auto No-Fault (Personal Injury Protection)	0	0	0	0	0	0	0	0	0	0	0	0
19.2	Other Private Passenger Auto Liability	0	0	0	0	0	0	0	0	0	0	0	0
19.3	Commercial Auto No-Fault (Personal Injury Protection)	0	0	0	0	0	0	0	0	0	0	0	0
19.4	Other Commercial Auto Liability	0	0	0	0	0	0	0	0	0	0	0	0
21.1	Private Passenger Auto Physical Damage	0	0	0	0	0	0	0	0	0	0	0	0
21.2	Commercial Auto Physical Damage	0	0	0	0	0	0	0	0	0	0	0	0
22.	Aircraft (all perils)	0	0	0	0	0	0	0	0	0	0	0	0
23.	Fidelity	0	0	0	0	0	0	0	0	0	0	0	0
24.	Surety	0	0	0	0	0	0	0	0	0	0	0	0
26.	Burglary and Theft	0	0	0	0	0	0	0	0	0	0	0	0
27.	Boiler and Machinery	14,471	12,035	0	8,769	0	0	0	0	0	0	2,560	32
28.	Credit	0	0	0	0	0	0	0	0	0	0	0	0
29.	International	0	0	0	0	0	0	0	0	0	0	0	0
30.	Warranty	0	0	0	0	0	0	0	0	0	0	0	0
31.	Reins nonproportional assumed property	XXX	XXX	XXX	XXX	XXX	XXX	XXX	XXX	XXX	XXX	XXX	XXX
32.	Reins nonproportional assumed liability	XXX	XXX	XXX	XXX	XXX	XXX	XXX	XXX	XXX	XXX	XXX	XXX
33.	Reins nonproportional assumed financial lines	XXX	XXX	XXX	XXX	XXX	XXX	XXX	XXX	XXX	XXX	XXX	XXX
34.	Aggregate Write-Ins for Other Lines of Business	0	0	0	0	0	0	0	0	0	0	0	0
35.	Total (a)	9,577,873	5,189,911	0	5,281,177	939,214	2,238,858	5,397,809	511,155	693,987	1,345,789	1,641,444	11,819
DETAILS OF WRITE-INS													
3401.	Collateral Protection	0	0	0	0	0	0	0	0	0	0	0	0
3402.	Involuntary Unemployment	0	0	0	0	0	0	0	0	0	0	0	0
3403.	Patent Risk	0	0	0	0	0	0	0	0	0	0	0	0
3498.	Summary of remaining write-ins for Line 34 from overflow page	0	0	0	0	0	0	0	0	0	0	0	0
3499.	Totals (Lines 3401 thru 3403 plus 3498)(Line 34 above)	0	0	0	0	0	0	0	0	0	0	0	0

(a) Finance and service charges not included in Lines 1 to 35 \$ 0

(b) For health business on indicated lines report: Number of persons insured under PPO managed care products 0 and number of persons insured under indemnity only products 0



ANNUAL STATEMENT FOR THE YEAR 2023 OF THE GREAT AMERICAN RISK SOLUTIONS SURPLUS LINES INSURANCE COMPANY

EXHIBIT OF PREMIUMS AND LOSSES (Statutory Page 14)

NAIC Group Code 0084 BUSINESS IN THE STATE OF Oklahoma DURING THE YEAR 2023 NAIC Company Code 35351

Line of Business		Gross Premiums, Including Policy and Membership Fees, Less Return Premiums and Premiums on Policies not Taken		3	4	5	6	7	8	9	10	11	12
		1	2										
		Direct Premiums Written	Direct Premiums Earned	Dividends Paid or Credited to Policyholders on Direct Business	Direct Unearned Premium Reserves	Direct Losses Paid (deducting salvage)	Direct Losses Incurred	Direct Losses Unpaid	Direct Defense and Cost Containment Expense Paid	Direct Defense and Cost Containment Expense Incurred	Direct Defense and Cost Containment Expense Unpaid	Commissions and Brokerage Expenses	Taxes, Licenses and Fees
1.	Fire	0	0	0	0	0	(22)	2	0	(3)	0	0	0
2.1	Allied Lines	0	0	0	0	0	(4)	0	0	0	0	0	0
2.2	Multiple Peril Crop	0	0	0	0	0	0	0	0	0	0	0	0
2.3	Federal Flood	0	0	0	0	0	0	0	0	0	0	0	0
2.4	Private Crop	0	0	0	0	0	0	0	0	0	0	0	0
2.5	Private Flood	0	0	0	0	0	0	0	0	0	0	0	0
3.	Farmowners Multiple Peril	0	0	0	0	0	0	0	0	0	0	0	0
4.	Homeowners Multiple Peril	0	0	0	0	0	0	0	0	0	0	0	0
5.1	Commercial Multiple Peril (Non-Liability Portion)	0	4,418	0	0	0	(15,496)	6,512	0	(6,811)	1,091	38	11
5.2	Commercial Multiple Peril (Liability Portion)	0	0	0	0	0	0	0	0	0	0	0	0
6.	Mortgage Guaranty	0	0	0	0	0	0	0	0	0	0	0	0
8.	Ocean Marine	0	0	0	0	0	0	0	0	0	0	0	0
9.	Inland Marine	0	0	0	0	0	0	0	0	0	0	0	0
10.	Financial Guaranty	0	0	0	0	0	0	0	0	0	0	0	0
11.1	Medical Professional Liability - Occurrence	0	0	0	0	0	0	0	0	0	0	0	0
11.2	Medical Professional Liability - Claims-Made	0	0	0	0	0	0	0	0	0	0	0	0
12.	Earthquake	0	0	0	0	0	0	0	0	0	0	0	0
13.1	Comprehensive (hospital and medical) ind (b)	0	0	0	0	0	0	0	0	0	0	0	0
13.2	Comprehensive (hospital and medical) group (b)	0	0	0	0	0	0	0	0	0	0	0	0
14.	Credit A&H (Group and Individual)	0	0	0	0	0	0	0	0	0	0	0	0
15.1	Vision Only (b).....	0	0	0	0	0	0	0	0	0	0	0	0
15.2	Dental Only (b)	0	0	0	0	0	0	0	0	0	0	0	0
15.3	Disability Income (b)	0	0	0	0	0	0	0	0	0	0	0	0
15.4	Medicare Supplement (b)	0	0	0	0	0	0	0	0	0	0	0	0
15.5	Medicaid Title XIX (b)	0	0	0	0	0	0	0	0	0	0	0	0
15.6	Medicare Title XVIII (b).....	0	0	0	0	0	0	0	0	0	0	0	0
15.7	Long-Term Care (b)	0	0	0	0	0	0	0	0	0	0	0	0
15.8	Federal Employees Health Benefits Plan (b)	0	0	0	0	0	0	0	0	0	0	0	0
15.9	Other Health (b)	0	0	0	0	0	0	0	0	0	0	0	0
16.	Workers' Compensation	0	0	0	0	0	0	0	0	0	0	0	0
17.1	Other Liability - Occurrence	361,738	137,699	0	236,271	87,250	21,220	131,347	5,739	(1,219)	43,845	60,641	25
17.2	Other Liability - Claims-Made	1,870,306	2,016,274	0	642,806	1,369,199	1,053,997	1,628,752	204,107	178,623	496,201	295,023	862
17.3	Excess Workers' Compensation	0	0	0	0	0	0	0	0	0	0	0	0
18.1	Products Liability - Occurrence	116,809	18,552	0	102,131	0	5,688	12,344	0	3,352	5,759	20,437	3
18.2	Products Liability - Claims-Made	18,816	20,350	0	6,427	0	(6,466)	26,799	0	(2,174)	9,086	2,967	9
19.1	Private Passenger Auto No-Fault (Personal Injury Protection)	0	0	0	0	0	0	0	0	0	0	0	0
19.2	Other Private Passenger Auto Liability	0	0	0	0	0	0	0	0	0	0	0	0
19.3	Commercial Auto No-Fault (Personal Injury Protection)	0	0	0	0	0	0	0	0	0	0	0	0
19.4	Other Commercial Auto Liability	0	0	0	0	0	0	0	0	0	0	0	0
21.1	Private Passenger Auto Physical Damage	0	0	0	0	0	0	0	0	0	0	0	0
21.2	Commercial Auto Physical Damage	0	0	0	0	0	0	0	0	0	0	0	0
22.	Aircraft (all perils)	0	0	0	0	0	0	0	0	0	0	0	0
23.	Fidelity	0	0	0	0	0	0	0	0	0	0	0	0
24.	Surety	0	0	0	0	0	0	0	0	0	0	0	0
26.	Burglary and Theft	0	0	0	0	0	0	0	0	0	0	0	0
27.	Boiler and Machinery	0	141	0	0	0	0	0	0	0	0	1	0
28.	Credit	0	0	0	0	0	0	0	0	0	0	0	0
29.	International	0	0	0	0	0	0	0	0	0	0	0	0
30.	Warranty	0	0	0	0	0	0	0	0	0	0	0	0
31.	Reins nonproportional assumed property	XXX	XXX	XXX	XXX	XXX	XXX	XXX	XXX	XXX	XXX	XXX	XXX
32.	Reins nonproportional assumed liability	XXX	XXX	XXX	XXX	XXX	XXX	XXX	XXX	XXX	XXX	XXX	XXX
33.	Reins nonproportional assumed financial lines	XXX	XXX	XXX	XXX	XXX	XXX	XXX	XXX	XXX	XXX	XXX	XXX
34.	Aggregate Write-Ins for Other Lines of Business	0	0	0	0	0	0	0	0	0	0	0	0
35.	Total (a)	2,367,669	2,197,434	0	987,635	1,456,449	1,058,917	1,805,758	209,845	171,767	555,981	379,107	910
DETAILS OF WRITE-INS													
3401.	Collateral Protection	0	0	0	0	0	0	0	0	0	0	0	0
3402.	Involuntary Unemployment	0	0	0	0	0	0	0	0	0	0	0	0
3403.	Patent Risk	0	0	0	0	0	0	0	0	0	0	0	0
3498.	Summary of remaining write-ins for Line 34 from overflow page	0	0	0	0	0	0	0	0	0	0	0	0
3499.	Totals (Lines 3401 thru 3403 plus 3498)(Line 34 above)	0	0	0	0	0	0	0	0	0	0	0	0

(a) Finance and service charges not included in Lines 1 to 35 \$0
(b) For health business on indicated lines report: Number of persons insured under PPO managed care products0 and number of persons insured under indemnity only products0 .



ANNUAL STATEMENT FOR THE YEAR 2023 OF THE GREAT AMERICAN RISK SOLUTIONS SURPLUS LINES INSURANCE COMPANY

EXHIBIT OF PREMIUMS AND LOSSES (Statutory Page 14)

NAIC Group Code 0084 BUSINESS IN THE STATE OF Oregon DURING THE YEAR 2023 NAIC Company Code 35351

Line of Business		Gross Premiums, Including Policy and Membership Fees, Less Return Premiums and Premiums on Policies not Taken		3 Dividends Paid or Credited to Policyholders on Direct Business	4 Direct Unearned Premium Reserves	5 Direct Losses Paid (deducting salvage)	6 Direct Losses Incurred	7 Direct Losses Unpaid	8 Direct Defense and Cost Containment Expense Paid	9 Direct Defense and Cost Containment Expense Incurred	10 Direct Defense and Cost Containment Expense Unpaid	11 Commissions and Brokerage Expenses	12 Taxes, Licenses and Fees
		1 Direct Premiums Written	2 Direct Premiums Earned										
1.	Fire	0	0	0	0	0	(735)	281	0	(244)	64	0	0
2.1	Allied Lines	0	0	0	0	0	(118)	46	0	(39)	10	0	0
2.2	Multiple Peril Crop	0	0	0	0	0	0	0	0	0	0	0	0
2.3	Federal Flood	0	0	0	0	0	0	0	0	0	0	0	0
2.4	Private Crop	0	0	0	0	0	0	0	0	0	0	0	0
2.5	Private Flood	0	0	0	0	0	0	0	0	0	0	0	0
3.	Farmowners Multiple Peril	0	0	0	0	0	0	0	0	0	0	0	0
4.	Homeowners Multiple Peril	0	0	0	0	0	0	0	0	0	0	0	0
5.1	Commercial Multiple Peril (Non-Liability Portion)	1,564,871	1,034,279	0	961,461	27,031	349,533	744,024	29,709	12,573	66,526	277,823	14
5.2	Commercial Multiple Peril (Liability Portion)	0	0	0	0	0	0	0	0	0	0	0	0
6.	Mortgage Guaranty	0	0	0	0	0	0	0	0	0	0	0	0
8.	Ocean Marine	0	0	0	0	0	0	0	0	0	0	0	0
9.	Inland Marine	0	0	0	0	0	0	0	0	0	0	0	0
10.	Financial Guaranty	0	0	0	0	0	0	0	0	0	0	0	0
11.1	Medical Professional Liability - Occurrence	0	0	0	0	0	0	0	0	0	0	0	0
11.2	Medical Professional Liability - Claims-Made	0	0	0	0	0	0	0	0	0	0	0	0
12.	Earthquake	0	0	0	0	0	0	0	0	0	0	0	0
13.1	Comprehensive (hospital and medical) ind (b)	0	0	0	0	0	0	0	0	0	0	0	0
13.2	Comprehensive (hospital and medical) group (b)	0	0	0	0	0	0	0	0	0	0	0	0
14.	Credit A&H (Group and Individual)	0	0	0	0	0	0	0	0	0	0	0	0
15.1	Vision Only (b).....	0	0	0	0	0	0	0	0	0	0	0	0
15.2	Dental Only (b)	0	0	0	0	0	0	0	0	0	0	0	0
15.3	Disability Income (b)	0	0	0	0	0	0	0	0	0	0	0	0
15.4	Medicare Supplement (b)	0	0	0	0	0	0	0	0	0	0	0	0
15.5	Medicaid Title XIX (b)	0	0	0	0	0	0	0	0	0	0	0	0
15.6	Medicare Title XVIII (b).....	0	0	0	0	0	0	0	0	0	0	0	0
15.7	Long-Term Care (b)	0	0	0	0	0	0	0	0	0	0	0	0
15.8	Federal Employees Health Benefits Plan (b)	0	0	0	0	0	0	0	0	0	0	0	0
15.9	Other Health (b)	0	0	0	0	0	0	0	0	0	0	0	0
16.	Workers' Compensation	0	0	0	0	0	0	0	0	0	0	0	0
17.1	Other Liability - Occurrence	955,469	335,682	0	628,528	0	169,687	237,740	0	47,009	69,914	147,685	7
17.2	Other Liability - Claims-Made	138,578	104,713	0	116,388	0	62,273	165,282	0	20,803	55,146	24,652	5
17.3	Excess Workers' Compensation	0	0	0	0	0	0	0	0	0	0	0	0
18.1	Products Liability - Occurrence	468,333	91,142	0	377,191	0	29,975	30,111	0	18,504	18,568	81,953	(2)
18.2	Products Liability - Claims-Made	0	0	0	0	0	0	0	0	0	0	0	0
19.1	Private Passenger Auto No-Fault (Personal Injury Protection)	0	0	0	0	0	0	0	0	0	0	0	0
19.2	Other Private Passenger Auto Liability	0	0	0	0	0	0	0	0	0	0	0	0
19.3	Commercial Auto No-Fault (Personal Injury Protection)	0	0	0	0	0	0	0	0	0	0	0	0
19.4	Other Commercial Auto Liability	0	0	0	0	0	0	0	0	0	0	0	0
21.1	Private Passenger Auto Physical Damage	0	0	0	0	0	0	0	0	0	0	0	0
21.2	Commercial Auto Physical Damage	0	0	0	0	0	0	0	0	0	0	0	0
22.	Aircraft (all perils)	0	0	0	0	0	0	0	0	0	0	0	0
23.	Fidelity	0	0	0	0	0	0	0	0	0	0	0	0
24.	Surety	0	0	0	0	0	0	0	0	0	0	0	0
26.	Burglary and Theft	0	0	0	0	0	0	0	0	0	0	0	0
27.	Boiler and Machinery	22,352	19,430	0	14,153	0	0	0	0	0	0	3,998	0
28.	Credit	0	0	0	0	0	0	0	0	0	0	0	0
29.	International	0	0	0	0	0	0	0	0	0	0	0	0
30.	Warranty	0	0	0	0	0	0	0	0	0	0	0	0
31.	Reins nonproportional assumed property	XXX	XXX	XXX	XXX	XXX	XXX	XXX	XXX	XXX	XXX	XXX	XXX
32.	Reins nonproportional assumed liability	XXX	XXX	XXX	XXX	XXX	XXX	XXX	XXX	XXX	XXX	XXX	XXX
33.	Reins nonproportional assumed financial lines	XXX	XXX	XXX	XXX	XXX	XXX	XXX	XXX	XXX	XXX	XXX	XXX
34.	Aggregate Write-Ins for Other Lines of Business	0	0	0	0	0	0	0	0	0	0	0	0
35.	Total (a)	3,149,603	1,585,247	0	2,097,722	27,031	610,615	1,177,484	29,709	98,606	210,229	536,111	24
DETAILS OF WRITE-INS													
3401.	Collateral Protection	0	0	0	0	0	0	0	0	0	0	0	0
3402.	Involuntary Unemployment	0	0	0	0	0	0	0	0	0	0	0	0
3403.	Patent Risk	0	0	0	0	0	0	0	0	0	0	0	0
3498.	Summary of remaining write-ins for Line 34 from overflow page	0	0	0	0	0	0	0	0	0	0	0	0
3499.	Totals (Lines 3401 thru 3403 plus 3498)(Line 34 above)	0	0	0	0	0	0	0	0	0	0	0	0

(a) Finance and service charges not included in Lines 1 to 35 \$0
(b) For health business on indicated lines report: Number of persons insured under PPO managed care products0 and number of persons insured under indemnity only products0 .



ANNUAL STATEMENT FOR THE YEAR 2023 OF THE GREAT AMERICAN RISK SOLUTIONS SURPLUS LINES INSURANCE COMPANY

EXHIBIT OF PREMIUMS AND LOSSES (Statutory Page 14)

NAIC Group Code 0084 BUSINESS IN THE STATE OF Pennsylvania DURING THE YEAR 2023 NAIC Company Code 35351

Line of Business		Gross Premiums, Including Policy and Membership Fees, Less Return Premiums and Premiums on Policies not Taken		3	4	5	6	7	8	9	10	11	12
		1	2										
		Direct Premiums Written	Direct Premiums Earned	Dividends Paid or Credited to Policyholders on Direct Business	Direct Unearned Premium Reserves	Direct Losses Paid (deducting salvage)	Direct Losses Incurred	Direct Losses Unpaid	Direct Defense and Cost Containment Expense Paid	Direct Defense and Cost Containment Expense Incurred	Direct Defense and Cost Containment Expense Unpaid	Commissions and Brokerage Expenses	Taxes, Licenses and Fees
1.	Fire	0	0	0	0	0	(4,467)	486	0	(1,153)	112	0	0
2.1	Allied Lines	0	0	0	0	0	(752)	87	0	(196)	20	0	0
2.2	Multiple Peril Crop	0	0	0	0	0	0	0	0	0	0	0	0
2.3	Federal Flood	0	0	0	0	0	0	0	0	0	0	0	0
2.4	Private Crop	0	0	0	0	0	0	0	0	0	0	0	0
2.5	Private Flood	0	0	0	0	0	0	0	0	0	0	0	0
3.	Farmowners Multiple Peril	0	0	0	0	0	0	0	0	0	0	0	0
4.	Homeowners Multiple Peril	0	0	0	0	0	0	0	0	0	0	0	0
5.1	Commercial Multiple Peril (Non-Liability Portion)	1,121,338	904,691	0	556,630	0	52,942	239,183	0	(15,696)	46,317	198,629	28
5.2	Commercial Multiple Peril (Liability Portion)	0	0	0	0	0	0	0	0	0	0	0	0
6.	Mortgage Guaranty	0	0	0	0	0	0	0	0	0	0	0	0
8.	Ocean Marine	0	0	0	0	0	0	0	0	0	0	0	0
9.	Inland Marine	0	0	0	0	0	0	0	0	0	0	0	0
10.	Financial Guaranty	0	0	0	0	0	0	0	0	0	0	0	0
11.1	Medical Professional Liability - Occurrence	0	0	0	0	0	0	0	0	0	0	0	0
11.2	Medical Professional Liability - Claims-Made	0	0	0	0	0	0	0	0	0	0	0	0
12.	Earthquake	0	0	0	0	0	0	0	0	0	0	0	0
13.1	Comprehensive (hospital and medical) ind (b)	0	0	0	0	0	0	0	0	0	0	0	0
13.2	Comprehensive (hospital and medical) group (b)	0	0	0	0	0	0	0	0	0	0	0	0
14.	Credit A&H (Group and Individual)	0	0	0	0	0	0	0	0	0	0	0	0
15.1	Vision Only (b).....	0	0	0	0	0	0	0	0	0	0	0	0
15.2	Dental Only (b)	0	0	0	0	0	0	0	0	0	0	0	0
15.3	Disability Income (b)	0	0	0	0	0	0	0	0	0	0	0	0
15.4	Medicare Supplement (b)	0	0	0	0	0	0	0	0	0	0	0	0
15.5	Medicaid Title XIX (b)	0	0	0	0	0	0	0	0	0	0	0	0
15.6	Medicare Title XVIII (b).....	0	0	0	0	0	0	0	0	0	0	0	0
15.7	Long-Term Care (b)	0	0	0	0	0	0	0	0	0	0	0	0
15.8	Federal Employees Health Benefits Plan (b)	0	0	0	0	0	0	0	0	0	0	0	0
15.9	Other Health (b)	0	0	0	0	0	0	0	0	0	0	0	0
16.	Workers' Compensation	0	0	0	0	0	0	0	0	0	0	0	0
17.1	Other Liability - Occurrence	1,402,554	878,103	0	730,766	1,195,047	(297,308)	3,604,278	326,724	(6,621)	898,642	231,758	34
17.2	Other Liability - Claims-Made	619,431	1,161,705	0	201,516	804,746	25,220	2,665,827	246,712	19,074	622,373	60,817	110
17.3	Excess Workers' Compensation	0	0	0	0	0	0	0	0	0	0	0	0
18.1	Products Liability - Occurrence	696,562	204,930	0	495,760	31,506	114,516	1,314,762	53,644	90,160	114,899	111,064	8
18.2	Products Liability - Claims-Made	617,171	219,599	0	403,771	0	37,584	48,042	0	16,257	19,633	63,134	16
19.1	Private Passenger Auto No-Fault (Personal Injury Protection)	0	0	0	0	0	0	0	0	0	0	0	0
19.2	Other Private Passenger Auto Liability	0	0	0	0	0	0	0	0	0	0	0	0
19.3	Commercial Auto No-Fault (Personal Injury Protection)	0	0	0	0	0	0	0	0	0	0	0	0
19.4	Other Commercial Auto Liability	0	0	0	0	0	0	0	0	0	0	0	0
21.1	Private Passenger Auto Physical Damage	0	0	0	0	0	0	0	0	0	0	0	0
21.2	Commercial Auto Physical Damage	0	0	0	0	0	0	0	0	0	0	0	0
22.	Aircraft (all perils)	0	0	0	0	0	0	0	0	0	0	0	0
23.	Fidelity	0	0	0	0	0	0	0	0	0	0	0	0
24.	Surety	0	0	0	0	0	0	0	0	0	0	0	0
26.	Burglary and Theft	0	0	0	0	0	0	0	0	0	0	0	0
27.	Boiler and Machinery	7,882	7,731	0	3,874	0	0	0	0	0	0	1,408	0
28.	Credit	0	0	0	0	0	0	0	0	0	0	0	0
29.	International	0	0	0	0	0	0	0	0	0	0	0	0
30.	Warranty	0	0	0	0	0	0	0	0	0	0	0	0
31.	Reins nonproportional assumed property	XXX	XXX	XXX	XXX	XXX	XXX	XXX	XXX	XXX	XXX	XXX	XXX
32.	Reins nonproportional assumed liability	XXX	XXX	XXX	XXX	XXX	XXX	XXX	XXX	XXX	XXX	XXX	XXX
33.	Reins nonproportional assumed financial lines	XXX	XXX	XXX	XXX	XXX	XXX	XXX	XXX	XXX	XXX	XXX	XXX
34.	Aggregate Write-Ins for Other Lines of Business	0	0	0	0	0	0	0	0	0	0	0	0
35.	Total (a)	4,464,938	3,376,759	0	2,392,317	2,031,300	(72,266)	7,872,665	627,081	101,826	1,701,995	666,810	196
DETAILS OF WRITE-INS													
3401.	Collateral Protection	0	0	0	0	0	0	0	0	0	0	0	0
3402.	Involuntary Unemployment	0	0	0	0	0	0	0	0	0	0	0	0
3403.	Patent Risk	0	0	0	0	0	0	0	0	0	0	0	0
3498.	Summary of remaining write-ins for Line 34 from overflow page	0	0	0	0	0	0	0	0	0	0	0	0
3499.	Totals (Lines 3401 thru 3403 plus 3498)(Line 34 above)	0	0	0	0	0	0	0	0	0	0	0	0

(a) Finance and service charges not included in Lines 1 to 35 \$ 0
(b) For health business on indicated lines report: Number of persons insured under PPO managed care products 0 and number of persons insured under indemnity only products 0



ANNUAL STATEMENT FOR THE YEAR 2023 OF THE GREAT AMERICAN RISK SOLUTIONS SURPLUS LINES INSURANCE COMPANY

EXHIBIT OF PREMIUMS AND LOSSES (Statutory Page 14)

NAIC Group Code 0084 BUSINESS IN THE STATE OF Rhode Island DURING THE YEAR 2023 NAIC Company Code 35351

Line of Business		Gross Premiums, Including Policy and Membership Fees, Less Return Premiums and Premiums on Policies not Taken		3 Dividends Paid or Credited to Policyholders on Direct Business	4 Direct Unearned Premium Reserves	5 Direct Losses Paid (deducting salvage)	6 Direct Losses Incurred	7 Direct Losses Unpaid	8 Direct Defense and Cost Containment Expense Paid	9 Direct Defense and Cost Containment Expense Incurred	10 Direct Defense and Cost Containment Expense Unpaid	11 Commissions and Brokerage Expenses	12 Taxes, Licenses and Fees
		1 Direct Premiums Written	2 Direct Premiums Earned										
1.	Fire	10,271	2,207	0	8,600	0	303	390	0	82	97	1,803	0
2.1	Allied Lines	2,373	4,266	0	1,400	0	484	758	0	123	190	434	1
2.2	Multiple Peril Crop	0	0	0	0	0	0	0	0	0	0	0	0
2.3	Federal Flood	0	0	0	0	0	0	0	0	0	0	0	0
2.4	Private Crop	0	0	0	0	0	0	0	0	0	0	0	0
2.5	Private Flood	0	0	0	0	0	0	0	0	0	0	0	0
3.	Farmowners Multiple Peril	0	0	0	0	0	0	0	0	0	0	0	0
4.	Homeowners Multiple Peril	0	0	0	0	0	0	0	0	0	0	0	0
5.1	Commercial Multiple Peril (Non-Liability Portion)	30,324	41,275	0	22,259	(15,873)	(28,748)	19,652	0	(7,214)	4,240	5,497	10
5.2	Commercial Multiple Peril (Liability Portion)	0	0	0	0	0	0	0	0	0	0	0	0
6.	Mortgage Guaranty	0	0	0	0	0	0	0	0	0	0	0	0
8.	Ocean Marine	0	0	0	0	0	0	0	0	0	0	0	0
9.	Inland Marine	0	0	0	0	0	0	0	0	0	0	0	0
10.	Financial Guaranty	0	0	0	0	0	0	0	0	0	0	0	0
11.1	Medical Professional Liability - Occurrence	0	0	0	0	0	0	0	0	0	0	0	0
11.2	Medical Professional Liability - Claims-Made	0	0	0	0	0	0	0	0	0	0	0	0
12.	Earthquake	0	0	0	0	0	0	0	0	0	0	0	0
13.1	Comprehensive (hospital and medical) ind (b)	0	0	0	0	0	0	0	0	0	0	0	0
13.2	Comprehensive (hospital and medical) group (b)	0	0	0	0	0	0	0	0	0	0	0	0
14.	Credit A&H (Group and Individual)	0	0	0	0	0	0	0	0	0	0	0	0
15.1	Vision Only (b).....	0	0	0	0	0	0	0	0	0	0	0	0
15.2	Dental Only (b)	0	0	0	0	0	0	0	0	0	0	0	0
15.3	Disability Income (b)	0	0	0	0	0	0	0	0	0	0	0	0
15.4	Medicare Supplement (b)	0	0	0	0	0	0	0	0	0	0	0	0
15.5	Medicaid Title XIX (b)	0	0	0	0	0	0	0	0	0	0	0	0
15.6	Medicare Title XVIII (b).....	0	0	0	0	0	0	0	0	0	0	0	0
15.7	Long-Term Care (b)	0	0	0	0	0	0	0	0	0	0	0	0
15.8	Federal Employees Health Benefits Plan (b)	0	0	0	0	0	0	0	0	0	0	0	0
15.9	Other Health (b)	0	0	0	0	0	0	0	0	0	0	0	0
16.	Workers' Compensation	0	0	0	0	0	0	0	0	0	0	0	0
17.1	Other Liability - Occurrence	106,857	138,185	0	59,531	9,250	(390)	192,506	0	12,921	73,413	20,178	38
17.2	Other Liability - Claims-Made	585,465	526,317	0	60,201	0	138,746	349,857	0	50,533	121,996	73,580	113
17.3	Excess Workers' Compensation	0	0	0	0	0	0	0	0	0	0	0	0
18.1	Products Liability - Occurrence	90,153	19,074	0	72,024	0	5,626	8,709	0	3,884	4,995	15,820	1
18.2	Products Liability - Claims-Made	18,784	7,530	0	11,262	0	1,458	2,643	0	905	1,310	3,072	1
19.1	Private Passenger Auto No-Fault (Personal Injury Protection)	0	0	0	0	0	0	0	0	0	0	0	0
19.2	Other Private Passenger Auto Liability	0	0	0	0	0	0	0	0	0	0	0	0
19.3	Commercial Auto No-Fault (Personal Injury Protection)	0	0	0	0	0	0	0	0	0	0	0	0
19.4	Other Commercial Auto Liability	0	0	0	0	0	0	0	0	0	0	0	0
21.1	Private Passenger Auto Physical Damage	0	0	0	0	0	0	0	0	0	0	0	0
21.2	Commercial Auto Physical Damage	0	0	0	0	0	0	0	0	0	0	0	0
22.	Aircraft (all perils)	0	0	0	0	0	0	0	0	0	0	0	0
23.	Fidelity	0	0	0	0	0	0	0	0	0	0	0	0
24.	Surety	0	0	0	0	0	0	0	0	0	0	0	0
26.	Burglary and Theft	0	0	0	0	0	0	0	0	0	0	0	0
27.	Boiler and Machinery	61	344	0	0	0	0	0	0	0	0	12	0
28.	Credit	0	0	0	0	0	0	0	0	0	0	0	0
29.	International	0	0	0	0	0	0	0	0	0	0	0	0
30.	Warranty	0	0	0	0	0	0	0	0	0	0	0	0
31.	Reins nonproportional assumed property	XXX	XXX	XXX	XXX	XXX	XXX	XXX	XXX	XXX	XXX	XXX	XXX
32.	Reins nonproportional assumed liability	XXX	XXX	XXX	XXX	XXX	XXX	XXX	XXX	XXX	XXX	XXX	XXX
33.	Reins nonproportional assumed financial lines	XXX	XXX	XXX	XXX	XXX	XXX	XXX	XXX	XXX	XXX	XXX	XXX
34.	Aggregate Write-Ins for Other Lines of Business	0	0	0	0	0	0	0	0	0	0	0	0
35.	Total (a)	844,288	739,197	0	235,278	(6,623)	117,478	574,514	0	61,235	206,242	120,396	163
DETAILS OF WRITE-INS													
3401.	Collateral Protection	0	0	0	0	0	0	0	0	0	0	0	0
3402.	Involuntary Unemployment	0	0	0	0	0	0	0	0	0	0	0	0
3403.	Patent Risk	0	0	0	0	0	0	0	0	0	0	0	0
3498.	Summary of remaining write-ins for Line 34 from overflow page	0	0	0	0	0	0	0	0	0	0	0	0
3499.	Totals (Lines 3401 thru 3403 plus 3498)(Line 34 above)	0	0	0	0	0	0	0	0	0	0	0	0

(a) Finance and service charges not included in Lines 1 to 35 \$0
(b) For health business on indicated lines report: Number of persons insured under PPO managed care products0 and number of persons insured under indemnity only products0 .



ANNUAL STATEMENT FOR THE YEAR 2023 OF THE GREAT AMERICAN RISK SOLUTIONS SURPLUS LINES INSURANCE COMPANY

EXHIBIT OF PREMIUMS AND LOSSES (Statutory Page 14)

NAIC Group Code 0084 BUSINESS IN THE STATE OF South Carolina DURING THE YEAR 2023 NAIC Company Code 35351

Line of Business		Gross Premiums, Including Policy and Membership Fees, Less Return Premiums and Premiums on Policies not Taken		3	4	5	6	7	8	9	10	11	12
		1	2										
		Direct Premiums Written	Direct Premiums Earned	Dividends Paid or Credited to Policyholders on Direct Business	Direct Unearned Premium Reserves	Direct Losses Paid (deducting salvage)	Direct Losses Incurred	Direct Losses Unpaid	Direct Defense and Cost Containment Expense Paid	Direct Defense and Cost Containment Expense Incurred	Direct Defense and Cost Containment Expense Unpaid	Commissions and Brokerage Expenses	Taxes, Licenses and Fees
1.	Fire	0	39,326	0	0	0	(978)	7,672	0	(287)	1,911	233	51
2.1	Allied Lines	0	6,402	0	0	0	(161)	1,248	0	(47)	311	38	8
2.2	Multiple Peril Crop	0	0	0	0	0	0	0	0	0	0	0	0
2.3	Federal Flood	0	0	0	0	0	0	0	0	0	0	0	0
2.4	Private Crop	0	0	0	0	0	0	0	0	0	0	0	0
2.5	Private Flood	0	0	0	0	0	0	0	0	0	0	0	0
3.	Farmowners Multiple Peril	0	0	0	0	0	0	0	0	0	0	0	0
4.	Homeowners Multiple Peril	0	0	0	0	0	0	0	0	0	0	0	0
5.1	Commercial Multiple Peril (Non-Liability Portion)	918,230	662,630	0	345,229	1,510,336	1,613,245	161,800	18,900	30,770	32,063	160,582	196
5.2	Commercial Multiple Peril (Liability Portion)	0	0	0	0	0	0	0	0	0	0	0	0
6.	Mortgage Guaranty	0	0	0	0	0	0	0	0	0	0	0	0
8.	Ocean Marine	0	0	0	0	0	0	0	0	0	0	0	0
9.	Inland Marine	0	0	0	0	0	0	0	0	0	0	0	0
10.	Financial Guaranty	0	0	0	0	0	0	0	0	0	0	0	0
11.1	Medical Professional Liability - Occurrence	0	0	0	0	0	0	0	0	0	0	0	0
11.2	Medical Professional Liability - Claims-Made	0	0	0	0	0	0	0	0	0	0	0	0
12.	Earthquake	0	0	0	0	0	0	0	0	0	0	0	0
13.1	Comprehensive (hospital and medical) ind (b)	0	0	0	0	0	0	0	0	0	0	0	0
13.2	Comprehensive (hospital and medical) group (b)	0	0	0	0	0	0	0	0	0	0	0	0
14.	Credit A&H (Group and Individual)	0	0	0	0	0	0	0	0	0	0	0	0
15.1	Vision Only (b)	0	0	0	0	0	0	0	0	0	0	0	0
15.2	Dental Only (b)	0	0	0	0	0	0	0	0	0	0	0	0
15.3	Disability Income (b)	0	0	0	0	0	0	0	0	0	0	0	0
15.4	Medicare Supplement (b)	0	0	0	0	0	0	0	0	0	0	0	0
15.5	Medicaid Title XIX (b)	0	0	0	0	0	0	0	0	0	0	0	0
15.6	Medicare Title XVIII (b)	0	0	0	0	0	0	0	0	0	0	0	0
15.7	Long-Term Care (b)	0	0	0	0	0	0	0	0	0	0	0	0
15.8	Federal Employees Health Benefits Plan (b)	0	0	0	0	0	0	0	0	0	0	0	0
15.9	Other Health (b)	0	0	0	0	0	0	0	0	0	0	0	0
16.	Workers' Compensation	0	0	0	0	0	0	0	0	0	0	0	0
17.1	Other Liability - Occurrence	1,168,031	258,167	0	967,894	359,617	367,357	1,277,162	116,347	458,356	527,219	207,673	125
17.2	Other Liability - Claims-Made	290,510	289,175	0	108,797	0	50,735	254,677	0	17,994	86,276	49,332	255
17.3	Excess Workers' Compensation	0	0	0	0	0	0	0	0	0	0	0	0
18.1	Products Liability - Occurrence	1,058,857	241,916	0	816,942	92,524	68,265	87,322	45,401	24,849	55,803	168,675	(10)
18.2	Products Liability - Claims-Made	1,306	1,303	0	218	0	(1,528)	3,274	(488)	1,112	229	1	1
19.1	Private Passenger Auto No-Fault (Personal Injury Protection)	0	0	0	0	0	0	0	0	0	0	0	0
19.2	Other Private Passenger Auto Liability	0	0	0	0	0	0	0	0	0	0	0	0
19.3	Commercial Auto No-Fault (Personal Injury Protection)	0	0	0	0	0	0	0	0	0	0	0	0
19.4	Other Commercial Auto Liability	0	0	0	0	0	0	0	0	0	0	0	0
21.1	Private Passenger Auto Physical Damage	0	0	0	0	0	0	0	0	0	0	0	0
21.2	Commercial Auto Physical Damage	0	0	0	0	0	0	0	0	0	0	0	0
22.	Aircraft (all perils)	0	0	0	0	0	0	0	0	0	0	0	0
23.	Fidelity	0	0	0	0	0	0	0	0	0	0	0	0
24.	Surety	0	0	0	0	0	0	0	0	0	0	0	0
26.	Burglary and Theft	0	0	0	0	0	0	0	0	0	0	0	0
27.	Boiler and Machinery	14,357	10,901	0	5,780	0	0	0	0	0	0	2,435	4
28.	Credit	0	0	0	0	0	0	0	0	0	0	0	0
29.	International	0	0	0	0	0	0	0	0	0	0	0	0
30.	Warranty	0	0	0	0	0	0	0	0	0	0	0	0
31.	Reins nonproportional assumed property	XXX	XXX	XXX	XXX	XXX	XXX	XXX	XXX	XXX	XXX	XXX	XXX
32.	Reins nonproportional assumed liability	XXX	XXX	XXX	XXX	XXX	XXX	XXX	XXX	XXX	XXX	XXX	XXX
33.	Reins nonproportional assumed financial lines	XXX	XXX	XXX	XXX	XXX	XXX	XXX	XXX	XXX	XXX	XXX	XXX
34.	Aggregate Write-Ins for Other Lines of Business	0	0	0	0	0	0	0	0	0	0	0	0
35.	Total (a)	3,451,291	1,509,820	0	2,244,859	1,962,478	2,096,934	1,793,156	180,649	531,148	704,693	589,197	630
DETAILS OF WRITE-INS													
3401.	Collateral Protection	0	0	0	0	0	0	0	0	0	0	0	0
3402.	Involuntary Unemployment	0	0	0	0	0	0	0	0	0	0	0	0
3403.	Patent Risk	0	0	0	0	0	0	0	0	0	0	0	0
3498.	Summary of remaining write-ins for Line 34 from overflow page	0	0	0	0	0	0	0	0	0	0	0	0
3499.	Totals (Lines 3401 thru 3403 plus 3498)(Line 34 above)	0	0	0	0	0	0	0	0	0	0	0	0

(a) Finance and service charges not included in Lines 1 to 35 \$ 0
(b) For health business on indicated lines report: Number of persons insured under PPO managed care products 0 and number of persons insured under indemnity only products 0



ANNUAL STATEMENT FOR THE YEAR 2023 OF THE GREAT AMERICAN RISK SOLUTIONS SURPLUS LINES INSURANCE COMPANY

EXHIBIT OF PREMIUMS AND LOSSES (Statutory Page 14)

NAIC Group Code 0084 BUSINESS IN THE STATE OF South Dakota DURING THE YEAR 2023 NAIC Company Code 35351

Line of Business		Gross Premiums, Including Policy and Membership Fees, Less Return Premiums and Premiums on Policies not Taken		3	4	5	6	7	8	9	10	11	12
		1	2										
		Direct Premiums Written	Direct Premiums Earned	Dividends Paid or Credited to Policyholders on Direct Business	Direct Unearned Premium Reserves	Direct Losses Paid (deducting salvage)	Direct Losses Incurred	Direct Losses Unpaid	Direct Defense and Cost Containment Expense Paid	Direct Defense and Cost Containment Expense Incurred	Direct Defense and Cost Containment Expense Unpaid	Commissions and Brokerage Expenses	Taxes, Licenses and Fees
1.	Fire	0	0	0	0	0	(742)	276	0	(255)	67	0	0
2.1	Allied Lines	0	0	0	0	0	(121)	45	0	(42)	11	0	0
2.2	Multiple Peril Crop	0	0	0	0	0	0	0	0	0	0	0	0
2.3	Federal Flood	0	0	0	0	0	0	0	0	0	0	0	0
2.4	Private Crop	0	0	0	0	0	0	0	0	0	0	0	0
2.5	Private Flood	0	0	0	0	0	0	0	0	0	0	0	0
3.	Farmowners Multiple Peril	0	0	0	0	0	0	0	0	0	0	0	0
4.	Homeowners Multiple Peril	0	0	0	0	0	0	0	0	0	0	0	0
5.1	Commercial Multiple Peril (Non-Liability Portion)	10,274	51,223	0	0	0	(2,417)	14,618	0	(2,781)	2,800	2,042	9
5.2	Commercial Multiple Peril (Liability Portion)	0	0	0	0	0	0	0	0	0	0	0	0
6.	Mortgage Guaranty	0	0	0	0	0	0	0	0	0	0	0	0
8.	Ocean Marine	0	0	0	0	0	0	0	0	0	0	0	0
9.	Inland Marine	0	0	0	0	0	0	0	0	0	0	0	0
10.	Financial Guaranty	0	0	0	0	0	0	0	0	0	0	0	0
11.1	Medical Professional Liability - Occurrence	0	0	0	0	0	0	0	0	0	0	0	0
11.2	Medical Professional Liability - Claims-Made	0	0	0	0	0	0	0	0	0	0	0	0
12.	Earthquake	0	0	0	0	0	0	0	0	0	0	0	0
13.1	Comprehensive (hospital and medical) ind (b)	0	0	0	0	0	0	0	0	0	0	0	0
13.2	Comprehensive (hospital and medical) group (b)	0	0	0	0	0	0	0	0	0	0	0	0
14.	Credit A&H (Group and Individual)	0	0	0	0	0	0	0	0	0	0	0	0
15.1	Vision Only (b).....	0	0	0	0	0	0	0	0	0	0	0	0
15.2	Dental Only (b)	0	0	0	0	0	0	0	0	0	0	0	0
15.3	Disability Income (b)	0	0	0	0	0	0	0	0	0	0	0	0
15.4	Medicare Supplement (b)	0	0	0	0	0	0	0	0	0	0	0	0
15.5	Medicaid Title XIX (b)	0	0	0	0	0	0	0	0	0	0	0	0
15.6	Medicare Title XVIII (b).....	0	0	0	0	0	0	0	0	0	0	0	0
15.7	Long-Term Care (b)	0	0	0	0	0	0	0	0	0	0	0	0
15.8	Federal Employees Health Benefits Plan (b)	0	0	0	0	0	0	0	0	0	0	0	0
15.9	Other Health (b)	0	0	0	0	0	0	0	0	0	0	0	0
16.	Workers' Compensation	0	0	0	0	0	0	0	0	0	0	0	0
17.1	Other Liability - Occurrence	71,506	25,813	0	45,693	0	11,298	11,298	0	1,022	1,022	12,621	15
17.2	Other Liability - Claims-Made	0	0	0	0	0	0	0	0	0	0	0	5
17.3	Excess Workers' Compensation	0	0	0	0	0	0	0	0	0	0	0	0
18.1	Products Liability - Occurrence	54,800	11,235	0	43,565	0	3,804	3,804	0	2,533	2,533	9,600	1
18.2	Products Liability - Claims-Made	0	0	0	0	0	0	0	0	0	0	0	0
19.1	Private Passenger Auto No-Fault (Personal Injury Protection)	0	0	0	0	0	0	0	0	0	0	0	0
19.2	Other Private Passenger Auto Liability	0	0	0	0	0	0	0	0	0	0	0	0
19.3	Commercial Auto No-Fault (Personal Injury Protection)	0	0	0	0	0	0	0	0	0	0	0	0
19.4	Other Commercial Auto Liability	0	0	0	0	0	0	0	0	0	0	0	0
21.1	Private Passenger Auto Physical Damage	0	0	0	0	0	0	0	0	0	0	0	0
21.2	Commercial Auto Physical Damage	0	0	0	0	0	0	0	0	0	0	0	0
22.	Aircraft (all perils)	0	0	0	0	0	0	0	0	0	0	0	0
23.	Fidelity	0	0	0	0	0	0	0	0	0	0	0	0
24.	Surety	0	0	0	0	0	0	0	0	0	0	0	0
26.	Burglary and Theft	0	0	0	0	0	0	0	0	0	0	0	0
27.	Boiler and Machinery	146	726	0	0	0	0	0	0	0	0	29	0
28.	Credit	0	0	0	0	0	0	0	0	0	0	0	0
29.	International	0	0	0	0	0	0	0	0	0	0	0	0
30.	Warranty	0	0	0	0	0	0	0	0	0	0	0	0
31.	Reins nonproportional assumed property	XXX	XXX	XXX	XXX	XXX	XXX	XXX	XXX	XXX	XXX	XXX	XXX
32.	Reins nonproportional assumed liability	XXX	XXX	XXX	XXX	XXX	XXX	XXX	XXX	XXX	XXX	XXX	XXX
33.	Reins nonproportional assumed financial lines	XXX	XXX	XXX	XXX	XXX	XXX	XXX	XXX	XXX	XXX	XXX	XXX
34.	Aggregate Write-Ins for Other Lines of Business	0	0	0	0	0	0	0	0	0	0	0	0
35.	Total (a)	136,726	88,996	0	89,258	0	11,823	30,041	0	477	6,432	24,291	30
DETAILS OF WRITE-INS													
3401.	Collateral Protection	0	0	0	0	0	0	0	0	0	0	0	0
3402.	Involuntary Unemployment	0	0	0	0	0	0	0	0	0	0	0	0
3403.	Patent Risk	0	0	0	0	0	0	0	0	0	0	0	0
3498.	Summary of remaining write-ins for Line 34 from overflow page	0	0	0	0	0	0	0	0	0	0	0	0
3499.	Totals (Lines 3401 thru 3403 plus 3498)(Line 34 above)	0	0	0	0	0	0	0	0	0	0	0	0

(a) Finance and service charges not included in Lines 1 to 35 \$0
(b) For health business on indicated lines report: Number of persons insured under PPO managed care products0 and number of persons insured under indemnity only products0 .



ANNUAL STATEMENT FOR THE YEAR 2023 OF THE GREAT AMERICAN RISK SOLUTIONS SURPLUS LINES INSURANCE COMPANY

EXHIBIT OF PREMIUMS AND LOSSES (Statutory Page 14)

NAIC Group Code 0084

BUSINESS IN THE STATE OF Tennessee

DURING THE YEAR 2023

NAIC Company Code 35351

Line of Business		Gross Premiums, Including Policy and Membership Fees, Less Return Premiums and Premiums on Policies not Taken		3	4	5	6	7	8	9	10	11	12
		1 Direct Premiums Written	2 Direct Premiums Earned										
1.	Fire	0	11,506	0	0	0	(12,032)	3,322	0	(3,049)	804	131	22
2.1	Allied Lines	0	1,873	0	0	0	(2,002)	555	0	(510)	131	21	4
2.2	Multiple Peril Crop	0	0	0	0	0	0	0	0	0	0	0	0
2.3	Federal Flood	0	0	0	0	0	0	0	0	0	0	0	0
2.4	Private Crop	0	0	0	0	0	0	0	0	0	0	0	0
2.5	Private Flood	0	0	0	0	0	0	0	0	0	0	0	0
3.	Farmowners Multiple Peril	0	0	0	0	0	0	0	0	0	0	0	0
4.	Homeowners Multiple Peril	0	0	0	0	0	0	0	0	0	0	0	0
5.1	Commercial Multiple Peril (Non-Liability Portion)	1,786,830	1,365,610	0	1,124,623	0	197,242	335,112	427	18,472	65,895	317,970	457
5.2	Commercial Multiple Peril (Liability Portion)	0	0	0	0	0	0	0	0	0	0	0	0
6.	Mortgage Guaranty	0	0	0	0	0	0	0	0	0	0	0	0
8.	Ocean Marine	0	0	0	0	0	0	0	0	0	0	0	0
9.	Inland Marine	0	0	0	0	0	0	0	0	0	0	0	0
10.	Financial Guaranty	0	0	0	0	0	0	0	0	0	0	0	0
11.1	Medical Professional Liability - Occurrence	0	0	0	0	0	0	0	0	0	0	0	0
11.2	Medical Professional Liability - Claims-Made	0	0	0	0	0	0	0	0	0	0	0	0
12.	Earthquake	0	0	0	0	0	0	0	0	0	0	0	0
13.1	Comprehensive (hospital and medical) ind (b)	0	0	0	0	0	0	0	0	0	0	0	0
13.2	Comprehensive (hospital and medical) group (b)	0	0	0	0	0	0	0	0	0	0	0	0
14.	Credit A&H (Group and Individual)	0	0	0	0	0	0	0	0	0	0	0	0
15.1	Vision Only (b).....	0	0	0	0	0	0	0	0	0	0	0	0
15.2	Dental Only (b)	0	0	0	0	0	0	0	0	0	0	0	0
15.3	Disability Income (b)	0	0	0	0	0	0	0	0	0	0	0	0
15.4	Medicare Supplement (b)	0	0	0	0	0	0	0	0	0	0	0	0
15.5	Medicaid Title XIX (b)	0	0	0	0	0	0	0	0	0	0	0	0
15.6	Medicare Title XVIII (b).....	0	0	0	0	0	0	0	0	0	0	0	0
15.7	Long-Term Care (b)	0	0	0	0	0	0	0	0	0	0	0	0
15.8	Federal Employees Health Benefits Plan (b)	0	0	0	0	0	0	0	0	0	0	0	0
15.9	Other Health (b)	0	0	0	0	0	0	0	0	0	0	0	0
16.	Workers' Compensation	0	0	0	0	0	0	0	0	0	0	0	0
17.1	Other Liability - Occurrence	1,717,945	2,428,500	0	1,271,073	23,500	1,272,956	3,977,084	175,277	115,188	975,073	296,506	420
17.2	Other Liability - Claims-Made	0	0	0	0	250,000	42,598	32,405	15,858	3,268	9,976	0	11
17.3	Excess Workers' Compensation	0	0	0	0	0	0	0	0	0	0	0	0
18.1	Products Liability - Occurrence	1,659,227	429,676	0	1,249,584	0	121,607	146,634	0	86,877	96,128	290,806	(21)
18.2	Products Liability - Claims-Made	0	0	0	0	0	0	0	0	0	0	0	0
19.1	Private Passenger Auto No-Fault (Personal Injury Protection)	0	0	0	0	0	0	0	0	0	0	0	0
19.2	Other Private Passenger Auto Liability	0	0	0	0	0	0	0	0	0	0	0	0
19.3	Commercial Auto No-Fault (Personal Injury Protection)	0	0	0	0	0	0	0	0	0	0	0	0
19.4	Other Commercial Auto Liability	0	0	0	0	0	0	0	0	0	0	0	0
21.1	Private Passenger Auto Physical Damage	0	0	0	0	0	0	0	0	0	0	0	0
21.2	Commercial Auto Physical Damage	0	0	0	0	0	0	0	0	0	0	0	0
22.	Aircraft (all perils)	0	0	0	0	0	0	0	0	0	0	0	0
23.	Fidelity	0	0	0	0	0	0	0	0	0	0	0	0
24.	Surety	0	0	0	0	0	0	0	0	0	0	0	0
26.	Burglary and Theft	0	0	0	0	0	0	0	0	0	0	0	0
27.	Boiler and Machinery	23,661	13,364	0	15,447	0	0	0	0	0	0	4,186	4
28.	Credit	0	0	0	0	0	0	0	0	0	0	0	0
29.	International	0	0	0	0	0	0	0	0	0	0	0	0
30.	Warranty	0	0	0	0	0	0	0	0	0	0	0	0
31.	Reins nonproportional assumed property	XXX	XXX	XXX	XXX	XXX	XXX	XXX	XXX	XXX	XXX	XXX	XXX
32.	Reins nonproportional assumed liability	XXX	XXX	XXX	XXX	XXX	XXX	XXX	XXX	XXX	XXX	XXX	XXX
33.	Reins nonproportional assumed financial lines	XXX	XXX	XXX	XXX	XXX	XXX	XXX	XXX	XXX	XXX	XXX	XXX
34.	Aggregate Write-Ins for Other Lines of Business	0	0	0	0	0	0	0	0	0	0	0	0
35.	Total (a)	5,187,663	4,250,530	0	3,660,726	273,500	1,620,369	4,495,112	191,562	220,246	1,148,008	909,620	896
DETAILS OF WRITE-INS													
3401.	Collateral Protection	0	0	0	0	0	0	0	0	0	0	0	0
3402.	Involuntary Unemployment	0	0	0	0	0	0	0	0	0	0	0	0
3403.	Patent Risk	0	0	0	0	0	0	0	0	0	0	0	0
3498.	Summary of remaining write-ins for Line 34 from overflow page	0	0	0	0	0	0	0	0	0	0	0	0
3499.	Totals (Lines 3401 thru 3403 plus 3498)(Line 34 above)	0	0	0	0	0	0	0	0	0	0	0	0

(a) Finance and service charges not included in Lines 1 to 35 \$ 0

(b) For health business on indicated lines report: Number of persons insured under PPO managed care products 0 and number of persons insured under indemnity only products 0



ANNUAL STATEMENT FOR THE YEAR 2023 OF THE GREAT AMERICAN RISK SOLUTIONS SURPLUS LINES INSURANCE COMPANY

EXHIBIT OF PREMIUMS AND LOSSES (Statutory Page 14)

NAIC Group Code 0084 BUSINESS IN THE STATE OF Texas DURING THE YEAR 2023 NAIC Company Code 35351

Line of Business		Gross Premiums, Including Policy and Membership Fees, Less Return Premiums and Premiums on Policies not Taken		3	4	5	6	7	8	9	10	11	12
		1	2										
		Direct Premiums Written	Direct Premiums Earned	Dividends Paid or Credited to Policyholders on Direct Business	Direct Unearned Premium Reserves	Direct Losses Paid (deducting salvage)	Direct Losses Incurred	Direct Losses Unpaid	Direct Defense and Cost Containment Expense Paid	Direct Defense and Cost Containment Expense Incurred	Direct Defense and Cost Containment Expense Unpaid	Commissions and Brokerage Expenses	Taxes, Licenses and Fees
1.	Fire	0	0	0	0	0	(1,331)	160	0	(329)	31	0	0
2.1	Allied Lines	0	0	0	0	0	(230)	27	0	(55)	5	0	0
2.2	Multiple Peril Crop	0	0	0	0	0	0	0	0	0	0	0	0
2.3	Federal Flood	0	0	0	0	0	0	0	0	0	0	0	0
2.4	Private Crop	0	0	0	0	0	0	0	0	0	0	0	0
2.5	Private Flood	0	0	0	0	0	0	0	0	0	0	0	0
3.	Farmowners Multiple Peril	0	0	0	0	0	0	0	0	0	0	0	0
4.	Homeowners Multiple Peril	0	0	0	0	0	0	0	0	0	0	0	0
5.1	Commercial Multiple Peril (Non-Liability Portion)	3,483,817	2,335,510	0	1,827,566	967,297	1,441,239	1,399,345	185,943	148,603	139,749	577,074	76
5.2	Commercial Multiple Peril (Liability Portion)	0	0	0	0	0	0	0	0	0	0	0	0
6.	Mortgage Guaranty	0	0	0	0	0	0	0	0	0	0	0	0
8.	Ocean Marine	0	0	0	0	0	0	0	0	0	0	0	0
9.	Inland Marine	0	0	0	0	0	0	0	0	0	0	0	0
10.	Financial Guaranty	0	0	0	0	0	0	0	0	0	0	0	0
11.1	Medical Professional Liability - Occurrence	0	0	0	0	0	0	0	0	0	0	0	0
11.2	Medical Professional Liability - Claims-Made	0	0	0	0	0	0	0	0	0	0	0	0
12.	Earthquake	0	0	0	0	0	0	0	0	0	0	0	0
13.1	Comprehensive (hospital and medical) ind (b)	0	0	0	0	0	0	0	0	0	0	0	0
13.2	Comprehensive (hospital and medical) group (b)	0	0	0	0	0	0	0	0	0	0	0	0
14.	Credit A&H (Group and Individual)	0	0	0	0	0	0	0	0	0	0	0	0
15.1	Vision Only (b).....	0	0	0	0	0	0	0	0	0	0	0	0
15.2	Dental Only (b)	0	0	0	0	0	0	0	0	0	0	0	0
15.3	Disability Income (b)	0	0	0	0	0	0	0	0	0	0	0	0
15.4	Medicare Supplement (b)	0	0	0	0	0	0	0	0	0	0	0	0
15.5	Medicaid Title XIX (b)	0	0	0	0	0	0	0	0	0	0	0	0
15.6	Medicare Title XVIII (b).....	0	0	0	0	0	0	0	0	0	0	0	0
15.7	Long-Term Care (b)	0	0	0	0	0	0	0	0	0	0	0	0
15.8	Federal Employees Health Benefits Plan (b)	0	0	0	0	0	0	0	0	0	0	0	0
15.9	Other Health (b)	0	0	0	0	0	0	0	0	0	0	0	0
16.	Workers' Compensation	0	0	0	0	0	0	0	0	0	0	0	0
17.1	Other Liability - Occurrence	4,231,718	1,749,402	0	2,899,354	126,667	561,865	4,886,178	455,868	525,638	2,563,720	731,401	41
17.2	Other Liability - Claims-Made	1,769,668	3,367,433	0	466,619	892,500	(623,920)	4,580,654	550,087	380,864	1,057,768	289,424	293
17.3	Excess Workers' Compensation	0	0	0	0	0	0	0	0	0	0	0	0
18.1	Products Liability - Occurrence	2,700,812	597,669	0	2,118,283	100,000	135,038	1,725,406	169,601	191,374	712,904	466,083	3
18.2	Products Liability - Claims-Made	40,392	29,449	0	29,638	0	(1,069)	20,946	0	224	7,431	6,858	2
19.1	Private Passenger Auto No-Fault (Personal Injury Protection)	0	0	0	0	0	0	0	0	0	0	0	0
19.2	Other Private Passenger Auto Liability	0	0	0	0	0	0	0	0	0	0	0	0
19.3	Commercial Auto No-Fault (Personal Injury Protection)	0	0	0	0	0	0	0	0	0	0	0	0
19.4	Other Commercial Auto Liability	0	0	0	0	0	0	25,000	0	0	0	0	0
21.1	Private Passenger Auto Physical Damage	0	0	0	0	0	0	0	0	0	0	0	0
21.2	Commercial Auto Physical Damage	0	0	0	0	0	0	0	0	0	0	0	0
22.	Aircraft (all perils)	0	0	0	0	0	0	0	0	0	0	0	0
23.	Fidelity	0	0	0	0	0	0	0	0	0	0	0	0
24.	Surety	0	0	0	0	0	0	0	0	0	0	0	0
26.	Burglary and Theft	0	0	0	0	0	0	0	0	0	0	0	0
27.	Boiler and Machinery	59,955	44,199	0	30,028	0	0	0	0	0	0	9,870	1
28.	Credit	0	0	0	0	0	0	0	0	0	0	0	0
29.	International	0	0	0	0	0	0	0	0	0	0	0	0
30.	Warranty	0	0	0	0	0	0	0	0	0	0	0	0
31.	Reins nonproportional assumed property	XXX	XXX	XXX	XXX	XXX	XXX	XXX	XXX	XXX	XXX	XXX	XXX
32.	Reins nonproportional assumed liability	XXX	XXX	XXX	XXX	XXX	XXX	XXX	XXX	XXX	XXX	XXX	XXX
33.	Reins nonproportional assumed financial lines	XXX	XXX	XXX	XXX	XXX	XXX	XXX	XXX	XXX	XXX	XXX	XXX
34.	Aggregate Write-Ins for Other Lines of Business	0	0	0	0	0	0	0	0	0	0	0	0
35.	Total (a)	12,286,362	8,123,662	0	7,371,487	2,086,463	1,511,592	12,637,716	1,361,499	1,246,319	4,481,607	2,080,710	416
DETAILS OF WRITE-INS													
3401.	Collateral Protection	0	0	0	0	0	0	0	0	0	0	0	0
3402.	Involuntary Unemployment	0	0	0	0	0	0	0	0	0	0	0	0
3403.	Patent Risk	0	0	0	0	0	0	0	0	0	0	0	0
3498.	Summary of remaining write-ins for Line 34 from overflow page	0	0	0	0	0	0	0	0	0	0	0	0
3499.	Totals (Lines 3401 thru 3403 plus 3498)(Line 34 above)	0	0	0	0	0	0	0	0	0	0	0	0

(a) Finance and service charges not included in Lines 1 to 35 \$0
(b) For health business on indicated lines report: Number of persons insured under PPO managed care products0 and number of persons insured under indemnity only products0 .



ANNUAL STATEMENT FOR THE YEAR 2023 OF THE GREAT AMERICAN RISK SOLUTIONS SURPLUS LINES INSURANCE COMPANY

EXHIBIT OF PREMIUMS AND LOSSES (Statutory Page 14)

NAIC Group Code 0084 BUSINESS IN THE STATE OF Utah DURING THE YEAR 2023 NAIC Company Code 35351

Line of Business		Gross Premiums, Including Policy and Membership Fees, Less Return Premiums and Premiums on Policies not Taken		3	4	5	6	7	8	9	10	11	12
		1	2										
		Direct Premiums Written	Direct Premiums Earned	Dividends Paid or Credited to Policyholders on Direct Business	Direct Unearned Premium Reserves	Direct Losses Paid (deducting salvage)	Direct Losses Incurred	Direct Losses Unpaid	Direct Defense and Cost Containment Expense Paid	Direct Defense and Cost Containment Expense Incurred	Direct Defense and Cost Containment Expense Unpaid	Commissions and Brokerage Expenses	Taxes, Licenses and Fees
1.	Fire	0	0	0	0	0	0	0	0	0	0	0	0
2.1	Allied Lines	0	0	0	0	0	0	0	0	0	0	0	0
2.2	Multiple Peril Crop	0	0	0	0	0	0	0	0	0	0	0	0
2.3	Federal Flood	0	0	0	0	0	0	0	0	0	0	0	0
2.4.	Private Crop	0	0	0	0	0	0	0	0	0	0	0	0
2.5	Private Flood	0	0	0	0	0	0	0	0	0	0	0	0
3.	Farmowners Multiple Peril	0	0	0	0	0	0	0	0	0	0	0	0
4.	Homeowners Multiple Peril	0	0	0	0	0	0	0	0	0	0	0	0
5.1	Commercial Multiple Peril (Non-Liability Portion)	304,708	163,547	0	171,859	0	8,760	43,968	0	(3,264)	8,537	53,972	262
5.2	Commercial Multiple Peril (Liability Portion)	0	0	0	0	0	0	0	0	0	0	0	0
6.	Mortgage Guaranty	0	0	0	0	0	0	0	0	0	0	0	0
8.	Ocean Marine	0	0	0	0	0	0	0	0	0	0	0	0
9.	Inland Marine	0	0	0	0	0	0	0	0	0	0	0	0
10.	Financial Guaranty	0	0	0	0	0	0	0	0	0	0	0	0
11.1	Medical Professional Liability - Occurrence	0	0	0	0	0	0	0	0	0	0	0	0
11.2	Medical Professional Liability - Claims-Made	0	0	0	0	0	0	0	0	0	0	0	0
12.	Earthquake	0	0	0	0	0	0	0	0	0	0	0	0
13.1	Comprehensive (hospital and medical) ind (b)	0	0	0	0	0	0	0	0	0	0	0	0
13.2	Comprehensive (hospital and medical) group (b)	0	0	0	0	0	0	0	0	0	0	0	0
14.	Credit A&H (Group and Individual)	0	0	0	0	0	0	0	0	0	0	0	0
15.1	Vision Only (b).....	0	0	0	0	0	0	0	0	0	0	0	0
15.2	Dental Only (b)	0	0	0	0	0	0	0	0	0	0	0	0
15.3	Disability Income (b)	0	0	0	0	0	0	0	0	0	0	0	0
15.4	Medicare Supplement (b)	0	0	0	0	0	0	0	0	0	0	0	0
15.5	Medicaid Title XIX (b)	0	0	0	0	0	0	0	0	0	0	0	0
15.6	Medicare Title XVIII (b).....	0	0	0	0	0	0	0	0	0	0	0	0
15.7	Long-Term Care (b)	0	0	0	0	0	0	0	0	0	0	0	0
15.8	Federal Employees Health Benefits Plan (b)	0	0	0	0	0	0	0	0	0	0	0	0
15.9	Other Health (b)	0	0	0	0	0	0	0	0	0	0	0	0
16.	Workers' Compensation	0	0	0	0	0	0	0	0	0	0	0	0
17.1	Other Liability - Occurrence	604,561	136,677	0	477,092	0	55,554	107,958	10,450	20,089	28,096	106,167	310
17.2	Other Liability - Claims-Made	45,584	16,111	0	29,473	0	6,343	6,666	0	2,015	2,133	7,977	5
17.3	Excess Workers' Compensation	0	0	0	0	0	0	0	0	0	0	0	0
18.1	Products Liability - Occurrence	562,809	94,449	0	470,756	0	26,301	34,779	0	18,662	22,042	98,668	27
18.2	Products Liability - Claims-Made	0	0	0	0	0	0	0	0	0	0	0	0
19.1	Private Passenger Auto No-Fault (Personal Injury Protection)	0	0	0	0	0	0	0	0	0	0	0	0
19.2	Other Private Passenger Auto Liability	0	0	0	0	0	0	0	0	0	0	0	0
19.3	Commercial Auto No-Fault (Personal Injury Protection)	0	0	0	0	0	0	0	0	0	0	0	0
19.4	Other Commercial Auto Liability	0	0	0	0	0	0	0	0	0	0	0	0
21.1	Private Passenger Auto Physical Damage	0	0	0	0	0	0	0	0	0	0	0	0
21.2	Commercial Auto Physical Damage	0	0	0	0	0	0	0	0	0	0	0	0
22.	Aircraft (all perils)	0	0	0	0	0	0	0	0	0	0	0	0
23.	Fidelity	0	0	0	0	0	0	0	0	0	0	0	0
24.	Surety	0	0	0	0	0	0	0	0	0	0	0	0
26.	Burglary and Theft	0	0	0	0	0	0	0	0	0	0	0	0
27.	Boiler and Machinery	1,231	888	0	800	0	0	0	0	0	0	219	3
28.	Credit	0	0	0	0	0	0	0	0	0	0	0	0
29.	International	0	0	0	0	0	0	0	0	0	0	0	0
30.	Warranty	0	0	0	0	0	0	0	0	0	0	0	0
31.	Reins nonproportional assumed property	XXX	XXX	XXX	XXX	XXX	XXX	XXX	XXX	XXX	XXX	XXX	XXX
32.	Reins nonproportional assumed liability	XXX	XXX	XXX	XXX	XXX	XXX	XXX	XXX	XXX	XXX	XXX	XXX
33.	Reins nonproportional assumed financial lines	XXX	XXX	XXX	XXX	XXX	XXX	XXX	XXX	XXX	XXX	XXX	XXX
34.	Aggregate Write-Ins for Other Lines of Business	0	0	0	0	0	0	0	0	0	0	0	0
35.	Total (a)	1,518,893	411,671	0	1,149,980	0	96,958	193,370	10,450	37,502	60,807	267,003	607
DETAILS OF WRITE-INS													
3401.	Collateral Protection	0	0	0	0	0	0	0	0	0	0	0	0
3402.	Involuntary Unemployment	0	0	0	0	0	0	0	0	0	0	0	0
3403.	Patent Risk	0	0	0	0	0	0	0	0	0	0	0	0
3498.	Summary of remaining write-ins for Line 34 from overflow page	0	0	0	0	0	0	0	0	0	0	0	0
3499.	Totals (Lines 3401 thru 3403 plus 3498)(Line 34 above)	0	0	0	0	0	0	0	0	0	0	0	0

(a) Finance and service charges not included in Lines 1 to 35 \$0
(b) For health business on indicated lines report: Number of persons insured under PPO managed care products0 and number of persons insured under indemnity only products0 .



ANNUAL STATEMENT FOR THE YEAR 2023 OF THE GREAT AMERICAN RISK SOLUTIONS SURPLUS LINES INSURANCE COMPANY

EXHIBIT OF PREMIUMS AND LOSSES (Statutory Page 14)

NAIC Group Code 0084 BUSINESS IN THE STATE OF Vermont DURING THE YEAR 2023 NAIC Company Code 35351

Line of Business		Gross Premiums, Including Policy and Membership Fees, Less Return Premiums and Premiums on Policies not Taken		3	4	5	6	7	8	9	10	11	12
		1	2										
		Direct Premiums Written	Direct Premiums Earned	Dividends Paid or Credited to Policyholders on Direct Business	Direct Unearned Premium Reserves	Direct Losses Paid (deducting salvage)	Direct Losses Incurred	Direct Losses Unpaid	Direct Defense and Cost Containment Expense Paid	Direct Defense and Cost Containment Expense Incurred	Direct Defense and Cost Containment Expense Unpaid	Commissions and Brokerage Expenses	Taxes, Licenses and Fees
1.	Fire	0	0	0	0	0	0	0	0	0	0	0	0
2.1	Allied Lines	0	0	0	0	0	0	0	0	0	0	0	0
2.2	Multiple Peril Crop	0	0	0	0	0	0	0	0	0	0	0	0
2.3	Federal Flood	0	0	0	0	0	0	0	0	0	0	0	0
2.4.	Private Crop	0	0	0	0	0	0	0	0	0	0	0	0
2.5	Private Flood	0	0	0	0	0	0	0	0	0	0	0	0
3.	Farmowners Multiple Peril	0	0	0	0	0	0	0	0	0	0	0	0
4.	Homeowners Multiple Peril	0	0	0	0	0	0	0	0	0	0	0	0
5.1	Commercial Multiple Peril (Non-Liability Portion)	105,853	159,514	0	45,159	0	(5,474)	45,743	0	(8,469)	8,631	19,122	6
5.2	Commercial Multiple Peril (Liability Portion)	0	0	0	0	0	0	0	0	0	0	0	0
6.	Mortgage Guaranty	0	0	0	0	0	0	0	0	0	0	0	0
8.	Ocean Marine	0	0	0	0	0	0	0	0	0	0	0	0
9.	Inland Marine	0	0	0	0	0	0	0	0	0	0	0	0
10.	Financial Guaranty	0	0	0	0	0	0	0	0	0	0	0	0
11.1	Medical Professional Liability - Occurrence	0	0	0	0	0	0	0	0	0	0	0	0
11.2	Medical Professional Liability - Claims-Made	0	0	0	0	0	0	0	0	0	0	0	0
12.	Earthquake	0	0	0	0	0	0	0	0	0	0	0	0
13.1	Comprehensive (hospital and medical) ind (b)	0	0	0	0	0	0	0	0	0	0	0	0
13.2	Comprehensive (hospital and medical) group (b)	0	0	0	0	0	0	0	0	0	0	0	0
14.	Credit A&H (Group and Individual)	0	0	0	0	0	0	0	0	0	0	0	0
15.1	Vision Only (b).....	0	0	0	0	0	0	0	0	0	0	0	0
15.2	Dental Only (b)	0	0	0	0	0	0	0	0	0	0	0	0
15.3	Disability Income (b)	0	0	0	0	0	0	0	0	0	0	0	0
15.4	Medicare Supplement (b)	0	0	0	0	0	0	0	0	0	0	0	0
15.5	Medicaid Title XIX (b)	0	0	0	0	0	0	0	0	0	0	0	0
15.6	Medicare Title XVIII (b).....	0	0	0	0	0	0	0	0	0	0	0	0
15.7	Long-Term Care (b)	0	0	0	0	0	0	0	0	0	0	0	0
15.8	Federal Employees Health Benefits Plan (b)	0	0	0	0	0	0	0	0	0	0	0	0
15.9	Other Health (b)	0	0	0	0	0	0	0	0	0	0	0	0
16.	Workers' Compensation	0	0	0	0	0	0	0	0	0	0	0	0
17.1	Other Liability - Occurrence	33,212	8,607	0	25,479	0	1,730	4,282	0	560	1,472	5,817	1
17.2	Other Liability - Claims-Made	0	0	0	0	0	0	0	0	0	0	0	0
17.3	Excess Workers' Compensation	0	0	0	0	0	0	0	0	0	0	0	0
18.1	Products Liability - Occurrence	35,058	5,576	0	29,482	0	1,902	1,902	0	1,266	1,266	6,142	0
18.2	Products Liability - Claims-Made	0	0	0	0	0	0	0	0	0	0	0	0
19.1	Private Passenger Auto No-Fault (Personal Injury Protection)	0	0	0	0	0	0	0	0	0	0	0	0
19.2	Other Private Passenger Auto Liability	0	0	0	0	0	0	0	0	0	0	0	0
19.3	Commercial Auto No-Fault (Personal Injury Protection)	0	0	0	0	0	0	0	0	0	0	0	0
19.4	Other Commercial Auto Liability	0	0	0	0	0	0	0	0	0	0	0	0
21.1	Private Passenger Auto Physical Damage	0	0	0	0	0	0	0	0	0	0	0	0
21.2	Commercial Auto Physical Damage	0	0	0	0	0	0	0	0	0	0	0	0
22.	Aircraft (all perils)	0	0	0	0	0	0	0	0	0	0	0	0
23.	Fidelity	0	0	0	0	0	0	0	0	0	0	0	0
24.	Surety	0	0	0	0	0	0	0	0	0	0	0	0
26.	Burglary and Theft	0	0	0	0	0	0	0	0	0	0	0	0
27.	Boiler and Machinery	1,229	2,394	0	508	0	0	0	0	0	0	224	0
28.	Credit	0	0	0	0	0	0	0	0	0	0	0	0
29.	International	0	0	0	0	0	0	0	0	0	0	0	0
30.	Warranty	0	0	0	0	0	0	0	0	0	0	0	0
31.	Reins nonproportional assumed property	XXX	XXX	XXX	XXX	XXX	XXX	XXX	XXX	XXX	XXX	XXX	XXX
32.	Reins nonproportional assumed liability	XXX	XXX	XXX	XXX	XXX	XXX	XXX	XXX	XXX	XXX	XXX	XXX
33.	Reins nonproportional assumed financial lines	XXX	XXX	XXX	XXX	XXX	XXX	XXX	XXX	XXX	XXX	XXX	XXX
34.	Aggregate Write-Ins for Other Lines of Business	0	0	0	0	0	0	0	0	0	0	0	0
35.	Total (a)	175,352	176,091	0	100,628	0	(1,842)	51,927	0	(6,643)	11,369	31,305	7
DETAILS OF WRITE-INS													
3401.	Collateral Protection	0	0	0	0	0	0	0	0	0	0	0	0
3402.	Involuntary Unemployment	0	0	0	0	0	0	0	0	0	0	0	0
3403.	Patent Risk	0	0	0	0	0	0	0	0	0	0	0	0
3498.	Summary of remaining write-ins for Line 34 from overflow page	0	0	0	0	0	0	0	0	0	0	0	0
3499.	Totals (Lines 3401 thru 3403 plus 3498)(Line 34 above)	0	0	0	0	0	0	0	0	0	0	0	0

(a) Finance and service charges not included in Lines 1 to 35 \$0
(b) For health business on indicated lines report: Number of persons insured under PPO managed care products0 and number of persons insured under indemnity only products0 .



ANNUAL STATEMENT FOR THE YEAR 2023 OF THE GREAT AMERICAN RISK SOLUTIONS SURPLUS LINES INSURANCE COMPANY

EXHIBIT OF PREMIUMS AND LOSSES (Statutory Page 14)

NAIC Group Code 0084 BUSINESS IN THE STATE OF Virginia DURING THE YEAR 2023 NAIC Company Code 35351

Line of Business		Gross Premiums, Including Policy and Membership Fees, Less Return Premiums and Premiums on Policies not Taken		3	4	5	6	7	8	9	10	11	12
		1	2										
		Direct Premiums Written	Direct Premiums Earned	Dividends Paid or Credited to Policyholders on Direct Business	Direct Unearned Premium Reserves	Direct Losses Paid (deducting salvage)	Direct Losses Incurred	Direct Losses Unpaid	Direct Defense and Cost Containment Expense Paid	Direct Defense and Cost Containment Expense Incurred	Direct Defense and Cost Containment Expense Unpaid	Commissions and Brokerage Expenses	Taxes, Licenses and Fees
1.	Fire	0	0	0	0	0	0	0	0	0	0	0	0
2.1	Allied Lines	0	0	0	0	0	0	0	0	0	0	0	0
2.2	Multiple Peril Crop	0	0	0	0	0	0	0	0	0	0	0	0
2.3	Federal Flood	0	0	0	0	0	0	0	0	0	0	0	0
2.4.	Private Crop	0	0	0	0	0	0	0	0	0	0	0	0
2.5	Private Flood	0	0	0	0	0	0	0	0	0	0	0	0
3.	Farmowners Multiple Peril	0	0	0	0	0	0	0	0	0	0	0	0
4.	Homeowners Multiple Peril	0	0	0	0	0	0	0	0	0	0	0	0
5.1	Commercial Multiple Peril (Non-Liability Portion)	178,962	133,005	0	93,141	0	8,291	35,850	17,384	27,635	19,543	31,859	7
5.2	Commercial Multiple Peril (Liability Portion)	0	0	0	0	0	0	0	0	0	0	0	0
6.	Mortgage Guaranty	0	0	0	0	0	0	0	0	0	0	0	0
8.	Ocean Marine	0	0	0	0	0	0	0	0	0	0	0	0
9.	Inland Marine	0	0	0	0	0	0	0	0	0	0	0	0
10.	Financial Guaranty	0	0	0	0	0	0	0	0	0	0	0	0
11.1	Medical Professional Liability - Occurrence	0	0	0	0	0	0	0	0	0	0	0	0
11.2	Medical Professional Liability - Claims-Made	0	0	0	0	0	0	0	0	0	0	0	0
12.	Earthquake	0	0	0	0	0	0	0	0	0	0	0	0
13.1	Comprehensive (hospital and medical) ind (b)	0	0	0	0	0	0	0	0	0	0	0	0
13.2	Comprehensive (hospital and medical) group (b)	0	0	0	0	0	0	0	0	0	0	0	0
14.	Credit A&H (Group and Individual)	0	0	0	0	0	0	0	0	0	0	0	0
15.1	Vision Only (b).....	0	0	0	0	0	0	0	0	0	0	0	0
15.2	Dental Only (b)	0	0	0	0	0	0	0	0	0	0	0	0
15.3	Disability Income (b)	0	0	0	0	0	0	0	0	0	0	0	0
15.4	Medicare Supplement (b)	0	0	0	0	0	0	0	0	0	0	0	0
15.5	Medicaid Title XIX (b)	0	0	0	0	0	0	0	0	0	0	0	0
15.6	Medicare Title XVIII (b).....	0	0	0	0	0	0	0	0	0	0	0	0
15.7	Long-Term Care (b)	0	0	0	0	0	0	0	0	0	0	0	0
15.8	Federal Employees Health Benefits Plan (b)	0	0	0	0	0	0	0	0	0	0	0	0
15.9	Other Health (b)	0	0	0	0	0	0	0	0	0	0	0	0
16.	Workers' Compensation	0	0	0	0	0	0	0	0	0	0	0	0
17.1	Other Liability - Occurrence	331,411	108,221	0	228,902	0	27,742	150,075	0	11,231	48,996	59,833	9
17.2	Other Liability - Claims-Made	137,711	126,443	0	11,268	0	60,717	77,685	0	21,108	26,770	24,926	12
17.3	Excess Workers' Compensation	0	0	0	0	0	0	0	0	0	0	0	0
18.1	Products Liability - Occurrence	154,941	40,789	0	114,250	0	30,928	41,433	0	9,116	13,730	27,236	0
18.2	Products Liability - Claims-Made	561	561	0	0	0	171	171	0	66	66	98	0
19.1	Private Passenger Auto No-Fault (Personal Injury Protection)	0	0	0	0	0	0	0	0	0	0	0	0
19.2	Other Private Passenger Auto Liability	0	0	0	0	0	0	0	0	0	0	0	0
19.3	Commercial Auto No-Fault (Personal Injury Protection)	0	0	0	0	0	0	0	0	0	0	0	0
19.4	Other Commercial Auto Liability	0	0	0	0	0	0	0	0	0	0	0	0
21.1	Private Passenger Auto Physical Damage	0	0	0	0	0	0	0	0	0	0	0	0
21.2	Commercial Auto Physical Damage	0	0	0	0	0	0	0	0	0	0	0	0
22.	Aircraft (all perils)	0	0	0	0	0	0	0	0	0	0	0	0
23.	Fidelity	0	0	0	0	0	0	0	0	0	0	0	0
24.	Surety	0	0	0	0	0	0	0	0	0	0	0	0
26.	Burglary and Theft	0	0	0	0	0	0	0	0	0	0	0	0
27.	Boiler and Machinery	1,918	1,174	0	1,050	0	0	0	0	0	0	342	0
28.	Credit	0	0	0	0	0	0	0	0	0	0	0	0
29.	International	0	0	0	0	0	0	0	0	0	0	0	0
30.	Warranty	0	0	0	0	0	0	0	0	0	0	0	0
31.	Reins nonproportional assumed property	XXX	XXX	XXX	XXX	XXX	XXX	XXX	XXX	XXX	XXX	XXX	XXX
32.	Reins nonproportional assumed liability	XXX	XXX	XXX	XXX	XXX	XXX	XXX	XXX	XXX	XXX	XXX	XXX
33.	Reins nonproportional assumed financial lines	XXX	XXX	XXX	XXX	XXX	XXX	XXX	XXX	XXX	XXX	XXX	XXX
34.	Aggregate Write-Ins for Other Lines of Business	0	0	0	0	0	0	0	0	0	0	0	0
35.	Total (a)	805,504	410,193	0	448,611	0	127,849	305,214	17,384	69,156	109,105	144,294	28
DETAILS OF WRITE-INS													
3401.	Collateral Protection	0	0	0	0	0	0	0	0	0	0	0	0
3402.	Involuntary Unemployment	0	0	0	0	0	0	0	0	0	0	0	0
3403.	Patent Risk	0	0	0	0	0	0	0	0	0	0	0	0
3498.	Summary of remaining write-ins for Line 34 from overflow page	0	0	0	0	0	0	0	0	0	0	0	0
3499.	Totals (Lines 3401 thru 3403 plus 3498)(Line 34 above)	0	0	0	0	0	0	0	0	0	0	0	0

(a) Finance and service charges not included in Lines 1 to 35 \$0
(b) For health business on indicated lines report: Number of persons insured under PPO managed care products0 and number of persons insured under indemnity only products0 .



ANNUAL STATEMENT FOR THE YEAR 2023 OF THE GREAT AMERICAN RISK SOLUTIONS SURPLUS LINES INSURANCE COMPANY

EXHIBIT OF PREMIUMS AND LOSSES (Statutory Page 14)

NAIC Group Code 0084

BUSINESS IN THE STATE OF Washington

DURING THE YEAR 2023

NAIC Company Code 35351

Line of Business		Gross Premiums, Including Policy and Membership Fees, Less Return Premiums and Premiums on Policies not Taken		3	4	5	6	7	8	9	10	11	12
		1	2										
		Direct Premiums Written	Direct Premiums Earned	Dividends Paid or Credited to Policyholders on Direct Business	Direct Unearned Premium Reserves	Direct Losses Paid (deducting salvage)	Direct Losses Incurred	Direct Losses Unpaid	Direct Defense and Cost Containment Expense Paid	Direct Defense and Cost Containment Expense Incurred	Direct Defense and Cost Containment Expense Unpaid	Commissions and Brokerage Expenses	Taxes, Licenses and Fees
1.	Fire	0	29,912	0	0	0	(30,050)	8,463	0	(7,612)	2,043	290	0
2.1	Allied Lines	0	2,641	0	0	0	(4,918)	961	0	(1,246)	228	35	0
2.2	Multiple Peril Crop	0	0	0	0	0	0	0	0	0	0	0	0
2.3	Federal Flood	0	0	0	0	0	0	0	0	0	0	0	0
2.4	Private Crop	0	0	0	0	0	0	0	0	0	0	0	0
2.5	Private Flood	0	0	0	0	0	0	0	0	0	0	0	0
3.	Farmowners Multiple Peril	0	0	0	0	0	0	0	0	0	0	0	0
4.	Homeowners Multiple Peril	0	0	0	0	0	0	0	0	0	0	0	0
5.1	Commercial Multiple Peril (Non-Liability Portion)	1,753,364	1,825,791	0	967,342	662,124	891,965	677,207	36,832	(6,147)	103,834	315,123	60
5.2	Commercial Multiple Peril (Liability Portion)	0	0	0	0	0	0	0	0	0	0	0	0
6.	Mortgage Guaranty	0	0	0	0	0	0	0	0	0	0	0	0
8.	Ocean Marine	0	0	0	0	0	0	0	0	0	0	0	0
9.	Inland Marine	0	0	0	0	0	0	0	0	0	0	0	0
10.	Financial Guaranty	0	0	0	0	0	0	0	0	0	0	0	0
11.1	Medical Professional Liability - Occurrence	0	0	0	0	0	0	0	0	0	0	0	0
11.2	Medical Professional Liability - Claims-Made	0	0	0	0	0	0	0	0	0	0	0	0
12.	Earthquake	0	0	0	0	0	0	0	0	0	0	0	0
13.1	Comprehensive (hospital and medical) ind (b)	0	0	0	0	0	0	0	0	0	0	0	0
13.2	Comprehensive (hospital and medical) group (b)	0	0	0	0	0	0	0	0	0	0	0	0
14.	Credit A&H (Group and Individual)	0	0	0	0	0	0	0	0	0	0	0	0
15.1	Vision Only (b).....	0	0	0	0	0	0	0	0	0	0	0	0
15.2	Dental Only (b)	0	0	0	0	0	0	0	0	0	0	0	0
15.3	Disability Income (b)	0	0	0	0	0	0	0	0	0	0	0	0
15.4	Medicare Supplement (b)	0	0	0	0	0	0	0	0	0	0	0	0
15.5	Medicaid Title XIX (b)	0	0	0	0	0	0	0	0	0	0	0	0
15.6	Medicare Title XVIII (b).....	0	0	0	0	0	0	0	0	0	0	0	0
15.7	Long-Term Care (b)	0	0	0	0	0	0	0	0	0	0	0	0
15.8	Federal Employees Health Benefits Plan (b)	0	0	0	0	0	0	0	0	0	0	0	0
15.9	Other Health (b)	0	0	0	0	0	0	0	0	0	0	0	0
16.	Workers' Compensation	0	0	0	0	0	0	0	0	0	0	0	0
17.1	Other Liability - Occurrence	1,763,903	862,007	0	1,179,748	700,000	1,088,838	2,891,698	23,680	164,452	314,566	301,938	51
17.2	Other Liability - Claims-Made	29,025	24,495	0	16,693	0	13,271	31,104	0	4,389	10,334	4,588	2
17.3	Excess Workers' Compensation	0	0	0	0	0	0	0	0	0	0	0	0
18.1	Products Liability - Occurrence	1,256,391	260,315	0	996,076	0	81,784	81,784	0	54,451	54,451	220,112	7
18.2	Products Liability - Claims-Made	0	0	0	0	0	0	0	0	0	0	0	0
19.1	Private Passenger Auto No-Fault (Personal Injury Protection)	0	0	0	0	0	0	0	0	0	0	0	0
19.2	Other Private Passenger Auto Liability	0	0	0	0	0	0	0	0	0	0	0	0
19.3	Commercial Auto No-Fault (Personal Injury Protection)	0	0	0	0	0	0	0	0	0	0	0	0
19.4	Other Commercial Auto Liability	0	0	0	0	(233,762)	(233,762)	226,048	638	(4,250)	24,403	0	0
21.1	Private Passenger Auto Physical Damage	0	0	0	0	0	0	0	0	0	0	0	0
21.2	Commercial Auto Physical Damage	0	0	0	0	0	0	0	0	0	0	0	0
22.	Aircraft (all perils)	0	0	0	0	0	0	0	0	0	0	0	0
23.	Fidelity	0	0	0	0	0	0	0	0	0	0	0	0
24.	Surety	0	0	0	0	0	0	0	0	0	0	0	0
26.	Burglary and Theft	0	0	0	0	0	0	0	0	0	0	0	0
27.	Boiler and Machinery	18,817	25,452	0	9,909	0	0	0	0	0	0	3,415	1
28.	Credit	0	0	0	0	0	0	0	0	0	0	0	0
29.	International	0	0	0	0	0	0	0	0	0	0	0	0
30.	Warranty	0	0	0	0	0	0	0	0	0	0	0	0
31.	Reins nonproportional assumed property	XXX	XXX	XXX	XXX	XXX	XXX	XXX	XXX	XXX	XXX	XXX	XXX
32.	Reins nonproportional assumed liability	XXX	XXX	XXX	XXX	XXX	XXX	XXX	XXX	XXX	XXX	XXX	XXX
33.	Reins nonproportional assumed financial lines	XXX	XXX	XXX	XXX	XXX	XXX	XXX	XXX	XXX	XXX	XXX	XXX
34.	Aggregate Write-Ins for Other Lines of Business	0	0	0	0	0	0	0	0	0	0	0	0
35.	Total (a)	4,821,500	3,030,614	0	3,169,767	1,128,362	1,807,129	3,917,264	61,149	204,037	509,858	845,501	121
DETAILS OF WRITE-INS													
3401.	Collateral Protection	0	0	0	0	0	0	0	0	0	0	0	0
3402.	Involuntary Unemployment	0	0	0	0	0	0	0	0	0	0	0	0
3403.	Patent Risk	0	0	0	0	0	0	0	0	0	0	0	0
3498.	Summary of remaining write-ins for Line 34 from overflow page	0	0	0	0	0	0	0	0	0	0	0	0
3499.	Totals (Lines 3401 thru 3403 plus 3498)(Line 34 above)	0	0	0	0	0	0	0	0	0	0	0	0

(a) Finance and service charges not included in Lines 1 to 35 \$

(b) For health business on indicated lines report: Number of persons insured under PPO managed care products0 and number of persons insured under indemnity only products



ANNUAL STATEMENT FOR THE YEAR 2023 OF THE GREAT AMERICAN RISK SOLUTIONS SURPLUS LINES INSURANCE COMPANY

EXHIBIT OF PREMIUMS AND LOSSES (Statutory Page 14)

NAIC Group Code 0084

BUSINESS IN THE STATE OF West Virginia

DURING THE YEAR 2023

NAIC Company Code 35351

Line of Business		Gross Premiums, Including Policy and Membership Fees, Less Return Premiums and Premiums on Policies not Taken		3	4	5	6	7	8	9	10	11	12
		1	2										
		Direct Premiums Written	Direct Premiums Earned	Dividends Paid or Credited to Policyholders on Direct Business	Direct Unearned Premium Reserves	Direct Losses Paid (deducting salvage)	Direct Losses Incurred	Direct Losses Unpaid	Direct Defense and Cost Containment Expense Paid	Direct Defense and Cost Containment Expense Incurred	Direct Defense and Cost Containment Expense Unpaid	Commissions and Brokerage Expenses	Taxes, Licenses and Fees
1.	Fire	0	0	0	0	0	(5)	0	0	(1)	0	0	0
2.1	Allied Lines	0	0	0	0	0	(1)	0	0	0	0	0	0
2.2	Multiple Peril Crop	0	0	0	0	0	0	0	0	0	0	0	0
2.3	Federal Flood	0	0	0	0	0	0	0	0	0	0	0	0
2.4	Private Crop	0	0	0	0	0	0	0	0	0	0	0	0
2.5	Private Flood	0	0	0	0	0	0	0	0	0	0	0	0
3.	Farmowners Multiple Peril	0	0	0	0	0	0	0	0	0	0	0	0
4.	Homeowners Multiple Peril	0	0	0	0	0	0	0	0	0	0	0	0
5.1	Commercial Multiple Peril (Non-Liability Portion)	160,225	65,893	0	104,302	2,046,467	3,306,189	1,271,797	56,589	63,210	10,943	28,300	136
5.2	Commercial Multiple Peril (Liability Portion)	0	0	0	0	0	0	0	0	0	0	0	0
6.	Mortgage Guaranty	0	0	0	0	0	0	0	0	0	0	0	0
8.	Ocean Marine	0	0	0	0	0	0	0	0	0	0	0	0
9.	Inland Marine	0	0	0	0	0	0	0	0	0	0	0	0
10.	Financial Guaranty	0	0	0	0	0	0	0	0	0	0	0	0
11.1	Medical Professional Liability - Occurrence	0	0	0	0	0	0	0	0	0	0	0	0
11.2	Medical Professional Liability - Claims-Made	0	0	0	0	0	0	0	0	0	0	0	0
12.	Earthquake	0	0	0	0	0	0	0	0	0	0	0	0
13.1	Comprehensive (hospital and medical) ind (b)	0	0	0	0	0	0	0	0	0	0	0	0
13.2	Comprehensive (hospital and medical) group (b)	0	0	0	0	0	0	0	0	0	0	0	0
14.	Credit A&H (Group and Individual)	0	0	0	0	0	0	0	0	0	0	0	0
15.1	Vision Only (b).....	0	0	0	0	0	0	0	0	0	0	0	0
15.2	Dental Only (b)	0	0	0	0	0	0	0	0	0	0	0	0
15.3	Disability Income (b)	0	0	0	0	0	0	0	0	0	0	0	0
15.4	Medicare Supplement (b)	0	0	0	0	0	0	0	0	0	0	0	0
15.5	Medicaid Title XIX (b)	0	0	0	0	0	0	0	0	0	0	0	0
15.6	Medicare Title XVIII (b).....	0	0	0	0	0	0	0	0	0	0	0	0
15.7	Long-Term Care (b)	0	0	0	0	0	0	0	0	0	0	0	0
15.8	Federal Employees Health Benefits Plan (b)	0	0	0	0	0	0	0	0	0	0	0	0
15.9	Other Health (b)	0	0	0	0	0	0	0	0	0	0	0	0
16.	Workers' Compensation	0	0	0	0	0	0	0	0	0	0	0	0
17.1	Other Liability - Occurrence	284,808	261,137	0	107,516	0	(5,409)	386,648	0	(10,250)	126,132	44,569	956
17.2	Other Liability - Claims-Made	299,521	174,312	0	125,209	0	54,510	55,558	0	20,915	21,264	52,416	13
17.3	Excess Workers' Compensation	0	0	0	0	0	0	0	0	0	0	0	0
18.1	Products Liability - Occurrence	15,302	2,673	0	13,122	0	774	1,889	0	328	769	2,640	6
18.2	Products Liability - Claims-Made	2,995	1,743	0	1,252	0	513	513	0	197	197	524	0
19.1	Private Passenger Auto No-Fault (Personal Injury Protection)	0	0	0	0	0	0	0	0	0	0	0	0
19.2	Other Private Passenger Auto Liability	0	0	0	0	0	0	0	0	0	0	0	0
19.3	Commercial Auto No-Fault (Personal Injury Protection)	0	0	0	0	0	0	0	0	0	0	0	0
19.4	Other Commercial Auto Liability	0	0	0	0	0	156,288	215,343	0	(763)	7,039	0	0
21.1	Private Passenger Auto Physical Damage	0	0	0	0	0	0	0	0	0	0	0	0
21.2	Commercial Auto Physical Damage	0	0	0	0	0	0	0	0	0	0	0	0
22.	Aircraft (all perils)	0	0	0	0	0	0	0	0	0	0	0	0
23.	Fidelity	0	0	0	0	0	0	0	0	0	0	0	0
24.	Surety	0	0	0	0	0	0	0	0	0	0	0	0
26.	Burglary and Theft	0	0	0	0	0	0	0	0	0	0	0	0
27.	Boiler and Machinery	2,259	1,266	0	1,254	0	0	0	0	0	0	401	3
28.	Credit	0	0	0	0	0	0	0	0	0	0	0	0
29.	International	0	0	0	0	0	0	0	0	0	0	0	0
30.	Warranty	0	0	0	0	0	0	0	0	0	0	0	0
31.	Reins nonproportional assumed property	XXX	XXX	XXX	XXX	XXX	XXX	XXX	XXX	XXX	XXX	XXX	XXX
32.	Reins nonproportional assumed liability	XXX	XXX	XXX	XXX	XXX	XXX	XXX	XXX	XXX	XXX	XXX	XXX
33.	Reins nonproportional assumed financial lines	XXX	XXX	XXX	XXX	XXX	XXX	XXX	XXX	XXX	XXX	XXX	XXX
34.	Aggregate Write-Ins for Other Lines of Business	0	0	0	0	0	0	0	0	0	0	0	0
35.	Total (a)	765,110	507,023	0	352,655	2,046,467	3,512,860	1,931,748	56,589	73,636	166,344	128,851	1,114
DETAILS OF WRITE-INS													
3401.	Collateral Protection	0	0	0	0	0	0	0	0	0	0	0	0
3402.	Involuntary Unemployment	0	0	0	0	0	0	0	0	0	0	0	0
3403.	Patent Risk	0	0	0	0	0	0	0	0	0	0	0	0
3498.	Summary of remaining write-ins for Line 34 from overflow page	0	0	0	0	0	0	0	0	0	0	0	0
3499.	Totals (Lines 3401 thru 3403 plus 3498)(Line 34 above)	0	0	0	0	0	0	0	0	0	0	0	0

(a) Finance and service charges not included in Lines 1 to 35 \$ 0

(b) For health business on indicated lines report: Number of persons insured under PPO managed care products 0 and number of persons insured under indemnity only products 0



ANNUAL STATEMENT FOR THE YEAR 2023 OF THE GREAT AMERICAN RISK SOLUTIONS SURPLUS LINES INSURANCE COMPANY

EXHIBIT OF PREMIUMS AND LOSSES (Statutory Page 14)

NAIC Group Code 0084

BUSINESS IN THE STATE OF Wisconsin

DURING THE YEAR 2023

NAIC Company Code 35351

Line of Business		Gross Premiums, Including Policy and Membership Fees, Less Return Premiums and Premiums on Policies not Taken		3	4	5	6	7	8	9	10	11	12
		1	2										
		Direct Premiums Written	Direct Premiums Earned	Dividends Paid or Credited to Policyholders on Direct Business	Direct Unearned Premium Reserves	Direct Losses Paid (deducting salvage)	Direct Losses Incurred	Direct Losses Unpaid	Direct Defense and Cost Containment Expense Paid	Direct Defense and Cost Containment Expense Incurred	Direct Defense and Cost Containment Expense Unpaid	Commissions and Brokerage Expenses	Taxes, Licenses and Fees
1.	Fire	0	0	0	0	0	0	0	0	0	0	0	0
2.1	Allied Lines	0	0	0	0	0	(15)	5	0	0	(5)	1	0
2.2	Multiple Peril Crop	0	0	0	0	0	0	0	0	0	0	0	0
2.3	Federal Flood	0	0	0	0	0	0	0	0	0	0	0	0
2.4	Private Crop	0	0	0	0	0	0	0	0	0	0	0	0
2.5	Private Flood	0	0	0	0	0	0	0	0	0	0	0	0
3.	Farmowners Multiple Peril	0	0	0	0	0	0	0	0	0	0	0	0
4.	Homeowners Multiple Peril	0	0	0	0	0	0	0	0	0	0	0	0
5.1	Commercial Multiple Peril (Non-Liability Portion)	785,768	526,165	0	569,036	0	4,854	149,204	0	(19,585)	28,775	137,988	14
5.2	Commercial Multiple Peril (Liability Portion)	0	0	0	0	0	0	0	0	0	0	0	0
6.	Mortgage Guaranty	0	0	0	0	0	0	0	0	0	0	0	0
8.	Ocean Marine	0	0	0	0	0	0	0	0	0	0	0	0
9.	Inland Marine	0	0	0	0	0	0	0	0	0	0	0	0
10.	Financial Guaranty	0	0	0	0	0	0	0	0	0	0	0	0
11.1	Medical Professional Liability - Occurrence	0	0	0	0	0	0	0	0	0	0	0	0
11.2	Medical Professional Liability - Claims-Made	0	0	0	0	0	0	0	0	0	0	0	0
12.	Earthquake	0	0	0	0	0	0	0	0	0	0	0	0
13.1	Comprehensive (hospital and medical) ind (b)	0	0	0	0	0	0	0	0	0	0	0	0
13.2	Comprehensive (hospital and medical) group (b)	0	0	0	0	0	0	0	0	0	0	0	0
14.	Credit A&H (Group and Individual)	0	0	0	0	0	0	0	0	0	0	0	0
15.1	Vision Only (b).....	0	0	0	0	0	0	0	0	0	0	0	0
15.2	Dental Only (b)	0	0	0	0	0	0	0	0	0	0	0	0
15.3	Disability Income (b)	0	0	0	0	0	0	0	0	0	0	0	0
15.4	Medicare Supplement (b)	0	0	0	0	0	0	0	0	0	0	0	0
15.5	Medicaid Title XIX (b)	0	0	0	0	0	0	0	0	0	0	0	0
15.6	Medicare Title XVIII (b).....	0	0	0	0	0	0	0	0	0	0	0	0
15.7	Long-Term Care (b)	0	0	0	0	0	0	0	0	0	0	0	0
15.8	Federal Employees Health Benefits Plan (b)	0	0	0	0	0	0	0	0	0	0	0	0
15.9	Other Health (b)	0	0	0	0	0	0	0	0	0	0	0	0
16.	Workers' Compensation	0	0	0	0	0	0	0	0	0	0	0	0
17.1	Other Liability - Occurrence	2,659,753	860,361	0	1,997,600	0	421,681	537,284	330	59,018	115,847	362,249	13
17.2	Other Liability - Claims-Made	122,138	30,299	0	91,839	0	14,075	14,075	0	988	988	21,536	(3)
17.3	Excess Workers' Compensation	0	0	0	0	0	0	0	0	0	0	0	0
18.1	Products Liability - Occurrence	716,353	135,826	0	580,527	0	40,858	66,083	930	28,488	30,538	120,850	(7)
18.2	Products Liability - Claims-Made	0	0	0	0	0	0	0	0	0	0	0	0
19.1	Private Passenger Auto No-Fault (Personal Injury Protection)	0	0	0	0	0	0	0	0	0	0	0	0
19.2	Other Private Passenger Auto Liability	0	0	0	0	0	0	0	0	0	0	0	0
19.3	Commercial Auto No-Fault (Personal Injury Protection)	0	0	0	0	0	0	0	0	0	0	0	0
19.4	Other Commercial Auto Liability	0	0	0	0	0	0	0	0	0	0	0	0
21.1	Private Passenger Auto Physical Damage	0	0	0	0	0	0	0	0	0	0	0	0
21.2	Commercial Auto Physical Damage	0	0	0	0	0	0	0	0	0	0	0	0
22.	Aircraft (all perils)	0	0	0	0	0	0	0	0	0	0	0	0
23.	Fidelity	0	0	0	0	0	0	0	0	0	0	0	0
24.	Surety	0	0	0	0	0	0	0	0	0	0	0	0
26.	Burglary and Theft	0	0	0	0	0	0	0	0	0	0	0	0
27.	Boiler and Machinery	7,083	5,850	0	5,128	0	0	0	0	0	0	1,255	0
28.	Credit	0	0	0	0	0	0	0	0	0	0	0	0
29.	International	0	0	0	0	0	0	0	0	0	0	0	0
30.	Warranty	0	0	0	0	0	0	0	0	0	0	0	0
31.	Reins nonproportional assumed property	XXX	XXX	XXX	XXX	XXX	XXX	XXX	XXX	XXX	XXX	XXX	XXX
32.	Reins nonproportional assumed liability	XXX	XXX	XXX	XXX	XXX	XXX	XXX	XXX	XXX	XXX	XXX	XXX
33.	Reins nonproportional assumed financial lines	XXX	XXX	XXX	XXX	XXX	XXX	XXX	XXX	XXX	XXX	XXX	XXX
34.	Aggregate Write-Ins for Other Lines of Business	0	0	0	0	0	0	0	0	0	0	0	0
35.	Total (a)	4,291,095	1,558,501	0	3,244,129	0	481,454	766,652	1,260	68,904	176,148	643,878	18
DETAILS OF WRITE-INS													
3401.	Collateral Protection	0	0	0	0	0	0	0	0	0	0	0	0
3402.	Involuntary Unemployment	0	0	0	0	0	0	0	0	0	0	0	0
3403.	Patent Risk	0	0	0	0	0	0	0	0	0	0	0	0
3498.	Summary of remaining write-ins for Line 34 from overflow page	0	0	0	0	0	0	0	0	0	0	0	0
3499.	Totals (Lines 3401 thru 3403 plus 3498)(Line 34 above)	0	0	0	0	0	0	0	0	0	0	0	0

(a) Finance and service charges not included in Lines 1 to 35 \$ 0

(b) For health business on indicated lines report: Number of persons insured under PPO managed care products 0 and number of persons insured under indemnity only products 0



ANNUAL STATEMENT FOR THE YEAR 2023 OF THE GREAT AMERICAN RISK SOLUTIONS SURPLUS LINES INSURANCE COMPANY

EXHIBIT OF PREMIUMS AND LOSSES (Statutory Page 14)

NAIC Group Code 0084

BUSINESS IN THE STATE OF Wyoming

DURING THE YEAR 2023

NAIC Company Code 35351

Line of Business		Gross Premiums, Including Policy and Membership Fees, Less Return Premiums and Premiums on Policies not Taken		3	4	5	6	7	8	9	10	11	12
		1	2										
		Direct Premiums Written	Direct Premiums Earned	Dividends Paid or Credited to Policyholders on Direct Business	Direct Unearned Premium Reserves	Direct Losses Paid (deducting salvage)	Direct Losses Incurred	Direct Losses Unpaid	Direct Defense and Cost Containment Expense Paid	Direct Defense and Cost Containment Expense Incurred	Direct Defense and Cost Containment Expense Unpaid	Commissions and Brokerage Expenses	Taxes, Licenses and Fees
1.	Fire	0	0	0	0	0	0	0	0	0	0	0	0
2.1	Allied Lines	0	0	0	0	0	0	0	0	0	0	0	0
2.2	Multiple Peril Crop	0	0	0	0	0	0	0	0	0	0	0	0
2.3	Federal Flood	0	0	0	0	0	0	0	0	0	0	0	0
2.4	Private Crop	0	0	0	0	0	0	0	0	0	0	0	0
2.5	Private Flood	0	0	0	0	0	0	0	0	0	0	0	0
3.	Farmowners Multiple Peril	0	0	0	0	0	0	0	0	0	0	0	0
4.	Homeowners Multiple Peril	0	0	0	0	0	0	0	0	0	0	0	0
5.1	Commercial Multiple Peril (Non-Liability Portion)	329,517	307,575	0	139,573	0	37,721	74,952	0	2,249	14,625	58,935	12
5.2	Commercial Multiple Peril (Liability Portion)	0	0	0	0	0	0	0	0	0	0	0	0
6.	Mortgage Guaranty	0	0	0	0	0	0	0	0	0	0	0	0
8.	Ocean Marine	0	0	0	0	0	0	0	0	0	0	0	0
9.	Inland Marine	0	0	0	0	0	0	0	0	0	0	0	0
10.	Financial Guaranty	0	0	0	0	0	0	0	0	0	0	0	0
11.1	Medical Professional Liability - Occurrence	0	0	0	0	0	0	0	0	0	0	0	0
11.2	Medical Professional Liability - Claims-Made	0	0	0	0	0	0	0	0	0	0	0	0
12.	Earthquake	0	0	0	0	0	0	0	0	0	0	0	0
13.1	Comprehensive (hospital and medical) ind (b)	0	0	0	0	0	0	0	0	0	0	0	0
13.2	Comprehensive (hospital and medical) group (b)	0	0	0	0	0	0	0	0	0	0	0	0
14.	Credit A&H (Group and Individual)	0	0	0	0	0	0	0	0	0	0	0	0
15.1	Vision Only (b).....	0	0	0	0	0	0	0	0	0	0	0	0
15.2	Dental Only (b)	0	0	0	0	0	0	0	0	0	0	0	0
15.3	Disability Income (b)	0	0	0	0	0	0	0	0	0	0	0	0
15.4	Medicare Supplement (b)	0	0	0	0	0	0	0	0	0	0	0	0
15.5	Medicaid Title XIX (b)	0	0	0	0	0	0	0	0	0	0	0	0
15.6	Medicare Title XVIII (b).....	0	0	0	0	0	0	0	0	0	0	0	0
15.7	Long-Term Care (b)	0	0	0	0	0	0	0	0	0	0	0	0
15.8	Federal Employees Health Benefits Plan (b)	0	0	0	0	0	0	0	0	0	0	0	0
15.9	Other Health (b)	0	0	0	0	0	0	0	0	0	0	0	0
16.	Workers' Compensation	0	0	0	0	0	0	0	0	0	0	0	0
17.1	Other Liability - Occurrence	15,070	3,629	0	12,153	0	1,074	3,425	0	161	913	2,674	5
17.2	Other Liability - Claims-Made	0	31,689	0	0	0	6,692	21,592	0	2,328	7,453	0	5
17.3	Excess Workers' Compensation	0	0	0	0	0	0	0	0	0	0	0	0
18.1	Products Liability - Occurrence	47,884	6,496	0	41,389	0	2,209	2,403	0	1,502	1,564	8,384	0
18.2	Products Liability - Claims-Made	0	244	0	0	0	17	135	0	5	46	0	0
19.1	Private Passenger Auto No-Fault (Personal Injury Protection)	0	0	0	0	0	0	0	0	0	0	0	0
19.2	Other Private Passenger Auto Liability	0	0	0	0	0	0	0	0	0	0	0	0
19.3	Commercial Auto No-Fault (Personal Injury Protection)	0	0	0	0	0	0	0	0	0	0	0	0
19.4	Other Commercial Auto Liability	0	0	0	0	0	0	0	0	0	0	0	0
21.1	Private Passenger Auto Physical Damage	0	0	0	0	0	0	0	0	0	0	0	0
21.2	Commercial Auto Physical Damage	0	0	0	0	0	0	0	0	0	0	0	0
22.	Aircraft (all perils)	0	0	0	0	0	0	0	0	0	0	0	0
23.	Fidelity	0	0	0	0	0	0	0	0	0	0	0	0
24.	Surety	0	0	0	0	0	0	0	0	0	0	0	0
26.	Burglary and Theft	0	0	0	0	0	0	0	0	0	0	0	0
27.	Boiler and Machinery	5,374	5,353	0	2,018	0	0	0	0	0	0	962	0
28.	Credit	0	0	0	0	0	0	0	0	0	0	0	0
29.	International	0	0	0	0	0	0	0	0	0	0	0	0
30.	Warranty	0	0	0	0	0	0	0	0	0	0	0	0
31.	Reins nonproportional assumed property	XXX	XXX	XXX	XXX	XXX	XXX	XXX	XXX	XXX	XXX	XXX	XXX
32.	Reins nonproportional assumed liability	XXX	XXX	XXX	XXX	XXX	XXX	XXX	XXX	XXX	XXX	XXX	XXX
33.	Reins nonproportional assumed financial lines	XXX	XXX	XXX	XXX	XXX	XXX	XXX	XXX	XXX	XXX	XXX	XXX
34.	Aggregate Write-Ins for Other Lines of Business	0	0	0	0	0	0	0	0	0	0	0	0
35.	Total (a)	397,845	354,985	0	195,133	0	47,713	102,506	0	6,245	24,601	70,955	22
DETAILS OF WRITE-INS													
3401.	Collateral Protection	0	0	0	0	0	0	0	0	0	0	0	0
3402.	Involuntary Unemployment	0	0	0	0	0	0	0	0	0	0	0	0
3403.	Patent Risk	0	0	0	0	0	0	0	0	0	0	0	0
3498.	Summary of remaining write-ins for Line 34 from overflow page	0	0	0	0	0	0	0	0	0	0	0	0
3499.	Totals (Lines 3401 thru 3403 plus 3498)(Line 34 above)	0	0	0	0	0	0	0	0	0	0	0	0

(a) Finance and service charges not included in Lines 1 to 35 \$ 0

(b) For health business on indicated lines report: Number of persons insured under PPO managed care products 0 and number of persons insured under indemnity only products 0



ANNUAL STATEMENT FOR THE YEAR 2023 OF THE GREAT AMERICAN RISK SOLUTIONS SURPLUS LINES INSURANCE COMPANY

EXHIBIT OF PREMIUMS AND LOSSES (Statutory Page 14)

NAIC Group Code 0084

BUSINESS IN THE STATE OF Puerto Rico

DURING THE YEAR 2023

NAIC Company Code 35351

Line of Business		Gross Premiums, Including Policy and Membership Fees, Less Return Premiums and Premiums on Policies not Taken		3	4	5	6	7	8	9	10	11	12
		1 Direct Premiums Written	2 Direct Premiums Earned	Dividends Paid or Credited to Policyholders on Direct Business	Direct Unearned Premium Reserves	Direct Losses Paid (deducting salvage)	Direct Losses Incurred	Direct Losses Unpaid	Direct Defense and Cost Containment Expense Paid	Direct Defense and Cost Containment Expense Incurred	Direct Defense and Cost Containment Expense Unpaid	Commissions and Brokerage Expenses	Taxes, Licenses and Fees
1.	Fire	0	0	0	0	0	0	0	0	0	0	0	0
2.1	Allied Lines	0	0	0	0	0	0	0	0	0	0	0	0
2.2	Multiple Peril Crop	0	0	0	0	0	0	0	0	0	0	0	0
2.3	Federal Flood	0	0	0	0	0	0	0	0	0	0	0	0
2.4.	Private Crop	0	0	0	0	0	0	0	0	0	0	0	0
2.5	Private Flood	0	0	0	0	0	0	0	0	0	0	0	0
3.	Farmowners Multiple Peril	0	0	0	0	0	0	0	0	0	0	0	0
4.	Homeowners Multiple Peril	0	0	0	0	0	0	0	0	0	0	0	0
5.1	Commercial Multiple Peril (Non-Liability Portion)	0	0	0	0	0	0	0	0	0	0	0	0
5.2	Commercial Multiple Peril (Liability Portion)	0	0	0	0	0	0	0	0	0	0	0	(156)
6.	Mortgage Guaranty	0	0	0	0	0	0	0	0	0	0	0	0
8.	Ocean Marine	0	0	0	0	0	0	0	0	0	0	0	156
9.	Inland Marine	0	0	0	0	0	0	0	0	0	0	0	0
10.	Financial Guaranty	0	0	0	0	0	0	0	0	0	0	0	0
11.1	Medical Professional Liability - Occurrence	0	0	0	0	0	0	0	0	0	0	0	0
11.2	Medical Professional Liability - Claims-Made	0	0	0	0	0	0	0	0	0	0	0	0
12.	Earthquake	0	0	0	0	0	0	0	0	0	0	0	0
13.1	Comprehensive (hospital and medical) ind (b)	0	0	0	0	0	0	0	0	0	0	0	0
13.2	Comprehensive (hospital and medical) group (b)	0	0	0	0	0	0	0	0	0	0	0	0
14.	Credit A&H (Group and Individual)	0	0	0	0	0	0	0	0	0	0	0	0
15.1	Vision Only (b).....	0	0	0	0	0	0	0	0	0	0	0	0
15.2	Dental Only (b)	0	0	0	0	0	0	0	0	0	0	0	0
15.3	Disability Income (b)	0	0	0	0	0	0	0	0	0	0	0	0
15.4	Medicare Supplement (b)	0	0	0	0	0	0	0	0	0	0	0	0
15.5	Medicaid Title XIX (b)	0	0	0	0	0	0	0	0	0	0	0	0
15.6	Medicare Title XVIII (b).....	0	0	0	0	0	0	0	0	0	0	0	0
15.7	Long-Term Care (b)	0	0	0	0	0	0	0	0	0	0	0	0
15.8	Federal Employees Health Benefits Plan (b)	0	0	0	0	0	0	0	0	0	0	0	0
15.9	Other Health (b)	0	0	0	0	0	0	0	0	0	0	0	0
16.	Workers' Compensation	0	0	0	0	0	0	0	0	0	0	0	0
17.1	Other Liability - Occurrence	0	0	0	0	0	0	0	0	0	0	0	0
17.2	Other Liability - Claims-Made	0	0	0	0	0	0	0	0	0	0	0	0
17.3	Excess Workers' Compensation	0	0	0	0	0	0	0	0	0	0	0	0
18.1	Products Liability - Occurrence	0	0	0	0	0	0	0	0	0	0	0	0
18.2	Products Liability - Claims-Made	0	0	0	0	0	0	0	0	0	0	0	0
19.1	Private Passenger Auto No-Fault (Personal Injury Protection)	0	0	0	0	0	0	0	0	0	0	0	0
19.2	Other Private Passenger Auto Liability	0	0	0	0	0	0	0	0	0	0	0	0
19.3	Commercial Auto No-Fault (Personal Injury Protection)	0	0	0	0	0	0	0	0	0	0	0	0
19.4	Other Commercial Auto Liability	0	0	0	0	0	0	0	0	0	0	0	0
21.1	Private Passenger Auto Physical Damage	0	0	0	0	0	0	0	0	0	0	0	0
21.2	Commercial Auto Physical Damage	0	0	0	0	0	0	0	0	0	0	0	(140)
22.	Aircraft (all perils)	0	0	0	0	0	0	0	0	0	0	0	(153)
23.	Fidelity	0	0	0	0	0	0	0	0	0	0	0	293
24.	Surety	0	0	0	0	0	0	0	0	0	0	0	0
26.	Burglary and Theft	0	0	0	0	0	0	0	0	0	0	0	0
27.	Boiler and Machinery	0	0	0	0	0	0	0	0	0	0	0	(351)
28.	Credit	0	0	0	0	0	0	0	0	0	0	0	351
29.	International	0	0	0	0	0	0	0	0	0	0	0	0
30.	Warranty	0	0	0	0	0	0	0	0	0	0	0	0
31.	Reins nonproportional assumed property	XXX	XXX	XXX	XXX	XXX	XXX	XXX	XXX	XXX	XXX	XXX	XXX
32.	Reins nonproportional assumed liability	XXX	XXX	XXX	XXX	XXX	XXX	XXX	XXX	XXX	XXX	XXX	XXX
33.	Reins nonproportional assumed financial lines	XXX	XXX	XXX	XXX	XXX	XXX	XXX	XXX	XXX	XXX	XXX	XXX
34.	Aggregate Write-Ins for Other Lines of Business	0	0	0	0	0	0	0	0	0	0	0	0
35.	Total (a)	0	0	0	0	0	0	0	0	0	0	0	0
DETAILS OF WRITE-INS													
3401.	Collateral Protection	0	0	0	0	0	0	0	0	0	0	0	0
3402.	Involuntary Unemployment	0	0	0	0	0	0	0	0	0	0	0	0
3403.	Patent Risk	0	0	0	0	0	0	0	0	0	0	0	0
3498.	Summary of remaining write-ins for Line 34 from overflow page	0	0	0	0	0	0	0	0	0	0	0	0
3499.	Totals (Lines 3401 thru 3403 plus 3498)(Line 34 above)	0	0	0	0	0	0	0	0	0	0	0	0

(a) Finance and service charges not included in Lines 1 to 35 \$ 0

(b) For health business on indicated lines report: Number of persons insured under PPO managed care products 0 and number of persons insured under indemnity only products 0



ANNUAL STATEMENT FOR THE YEAR 2023 OF THE GREAT AMERICAN RISK SOLUTIONS SURPLUS LINES INSURANCE COMPANY

EXHIBIT OF PREMIUMS AND LOSSES (Statutory Page 14)

NAIC Group Code 0084 BUSINESS IN THE STATE OF Grand Total DURING THE YEAR 2023 NAIC Company Code 35351

Line of Business	Gross Premiums, Including Policy and Membership Fees, Less Return Premiums and Premiums on Policies not Taken		3	4	5	6	7	8	9	10	11	12
	1	2										
	Direct Premiums Written	Direct Premiums Earned	Dividends Paid or Credited to Policyholders on Direct Business	Direct Unearned Premium Reserves	Direct Losses Paid (deducting salvage)	Direct Losses Incurred	Direct Losses Unpaid	Direct Defense and Cost Containment Expense Paid	Direct Defense and Cost Containment Expense Incurred	Direct Defense and Cost Containment Expense Unpaid	Commissions and Brokerage Expenses	Taxes, Licenses and Fees
1. Fire	475,349	604,344	0	216,044	0	(146,741)	143,290	0	(41,716)	35,103	86,195	480
2.1 Allied Lines	78,083	100,060	0	35,170	458,905	199,204	23,637	13,442	(12,336)	5,787	14,160	79
2.2 Multiple Peril Crop	0	0	0	0	0	0	0	0	0	0	0	0
2.3 Federal Flood	0	0	0	0	0	0	0	0	0	0	0	0
2.4 Private Crop	0	0	0	0	0	0	0	0	0	0	0	0
2.5 Private Flood	0	0	0	0	0	0	0	0	0	0	0	0
3. Farmowners Multiple Peril	0	0	0	0	0	0	0	0	0	0	0	0
4. Homeowners Multiple Peril	0	0	0	0	0	0	0	0	0	0	0	0
5.1 Commercial Multiple Peril (Non-Liability Portion)	74,339,728	58,203,316	0	39,837,579	21,420,926	30,630,384	24,641,312	1,278,887	1,106,309	3,436,033	13,115,612	35,921
5.2 Commercial Multiple Peril (Liability Portion)	0	0	0	0	0	0	0	0	0	0	0	(156)
6. Mortgage Guaranty	0	0	0	0	0	0	0	0	0	0	0	0
8. Ocean Marine	0	0	0	0	0	0	0	0	0	0	0	156
9. Inland Marine	0	0	0	0	0	0	0	0	0	0	0	0
10. Financial Guaranty	0	0	0	0	0	0	0	0	0	0	0	0
11.1 Medical Professional Liability - Occurrence	0	0	0	0	0	0	0	0	0	0	0	0
11.2 Medical Professional Liability - Claims-Made	0	0	0	0	0	0	0	0	0	0	0	0
12. Earthquake	0	0	0	0	0	0	0	0	0	0	0	0
13.1 Comprehensive (hospital and medical) ind (b)	0	0	0	0	0	0	0	0	0	0	0	0
13.2 Comprehensive (hospital and medical) group (b)	0	0	0	0	0	0	0	0	0	0	0	0
14. Credit A&H (Group and Individual)	0	0	0	0	0	0	0	0	0	0	0	0
15.1 Vision Only (b)	0	0	0	0	0	0	0	0	0	0	0	0
15.2 Dental Only (b)	0	0	0	0	0	0	0	0	0	0	0	0
15.3 Disability Income (b)	0	0	0	0	0	0	0	0	0	0	0	0
15.4 Medicare Supplement (b)	0	0	0	0	0	0	0	0	0	0	0	0
15.5 Medicaid Title XIX (b)	0	0	0	0	0	0	0	0	0	0	0	0
15.6 Medicare Title XVIII (b)	0	0	0	0	0	0	0	0	0	0	0	0
15.7 Long-Term Care (b)	0	0	0	0	0	0	0	0	0	0	0	0
15.8 Federal Employees Health Benefits Plan (b)	0	0	0	0	0	0	0	0	0	0	0	0
15.9 Other Health (b)	0	0	0	0	0	0	0	0	0	0	0	0
16. Workers' Compensation	0	0	0	0	0	0	0	0	0	0	0	0
17.1 Other Liability - Occurrence	157,854,751	107,786,075	0	87,013,179	57,156,790	58,313,030	288,636,848	12,706,207	15,975,059	64,722,674	24,699,013	32,896
17.2 Other Liability - Claims-Made	31,230,158	30,590,113	0	14,104,585	10,328,953	9,271,753	38,829,294	2,672,101	3,086,414	9,341,497	5,090,235	25,087
17.3 Excess Workers' Compensation	0	0	0	0	0	0	0	0	0	0	0	0
18.1 Products Liability - Occurrence	55,660,762	17,634,802	0	40,669,357	1,069,530	2,961,696	20,529,026	774,281	2,774,587	7,341,534	9,404,973	5,143
18.2 Products Liability - Claims-Made	2,700,008	918,033	0	1,935,533	0	131,723	308,766	69,674	0	128,248	366,423	303
19.1 Private Passenger Auto No-Fault (Personal Injury Protection)	0	0	0	0	0	0	0	0	0	0	0	0
19.2 Other Private Passenger Auto Liability	0	0	0	0	0	0	0	0	0	0	0	0
19.3 Commercial Auto No-Fault (Personal Injury Protection)	0	0	0	0	0	0	0	0	0	0	0	0
19.4 Other Commercial Auto Liability	122,665	122,665	0	0	236,478	137,094	2,276,206	247,562	249,051	229,855	0	(3)
21.1 Private Passenger Auto Physical Damage	0	0	0	0	0	0	0	0	0	0	0	0
21.2 Commercial Auto Physical Damage	0	0	0	0	0	0	0	0	0	0	0	(140)
22. Aircraft (all perils)	0	0	0	0	0	0	0	0	0	0	0	(153)
23. Fidelity	0	0	0	0	0	0	0	0	0	0	0	293
24. Surety	0	0	0	0	0	0	0	0	0	0	0	0
26. Burglary and Theft	0	0	0	0	0	0	0	0	0	0	0	0
27. Boiler and Machinery	1,016,683	841,268	0	543,167	14,678	174,678	160,000	15,945	28,059	12,114	179,171	52
28. Credit	0	0	0	0	0	0	0	0	0	0	0	351
29. International	0	0	0	0	0	0	0	0	0	0	0	0
30. Warranty	0	0	0	0	0	0	0	0	0	0	0	0
31. Reins nonproportional assumed property	XXX	XXX	XXX	XXX	XXX	XXX	XXX	XXX	XXX	XXX	XXX	XXX
32. Reins nonproportional assumed liability	XXX	XXX	XXX	XXX	XXX	XXX	XXX	XXX	XXX	XXX	XXX	XXX
33. Reins nonproportional assumed financial lines	XXX	XXX	XXX	XXX	XXX	XXX	XXX	XXX	XXX	XXX	XXX	XXX
34. Aggregate Write-Ins for Other Lines of Business	0	0	0	0	0	0	0	0	0	0	0	0
35. Total (a)	323,478,187	216,800,676	0	184,354,615	90,686,259	101,672,821	375,548,379	17,708,426	23,235,102	85,252,845	52,955,783	100,310
DETAILS OF WRITE-INS												
3401. Collateral Protection	0	0	0	0	0	0	0	0	0	0	0	0
3402. Involuntary Unemployment	0	0	0	0	0	0	0	0	0	0	0	0
3403. Patent Risk	0	0	0	0	0	0	0	0	0	0	0	0
3498. Summary of remaining write-ins for Line 34 from overflow page	0	0	0	0	0	0	0	0	0	0	0	0
3499. Totals (Lines 3401 thru 3403 plus 3498)(Line 34 above)	0	0	0	0	0	0	0	0	0	0	0	0

(a) Finance and service charges not included in Lines 1 to 35 \$ 0
(b) For health business on indicated lines report: Number of persons insured under PPO managed care products 0 and number of persons insured under indemnity only products 0

Schedule F - Part 1 - Assumed Reinsurance

N O N E

Schedule F - Part 2 - Premium Portfolio Reinsurance Effected or (Canceled)

N O N E

ANNUAL STATEMENT FOR THE YEAR 2023 OF THE GREAT AMERICAN RISK SOLUTIONS SURPLUS LINES INSURANCE COMPANY

SCHEDULE F - PART 3

Ceded Reinsurance as of December 31, Current Year (\$000 Omitted)

1 ID Number	2 NAIC Com- pany Code	3 Name of Reinsurer	4 Domiciliary Jurisdiction	5 Special Code	6 Reinsurance Premiums Ceded	Reinsurance Recoverable On								16 Amount in Dispute included in Column 15	Reinsurance Payable		19 Net Amount Recoverable From Reinsurers Cols. 15 - [17 + 18]	20 Funds Held by Company Under Reinsurance Treaties
						7 Paid Losses	8 Paid LAE	9 Known Case Loss Reserves	10 Known Case LAE Reserves	11 IBNR Loss Reserves	12 IBNR LAE Reserves	13 Unearned Premiums	14 Contingent Commis- sions	15 Columns 7 through 14 Totals	17 Ceded Balances Payable	18 Other Amounts Due to Reinsurers		
31-0501234 ..	.16691 .	Great American Insurance Company	OH.....		323,478	0	0	157,232	13,304	218,316	83,799	184,355	257	657,263	0	0	657,263	0
0199999. Total Authorized - Affiliates - U.S. Intercompany Pooling					323,478	0	0	157,232	13,304	218,316	83,799	184,355	257	657,263	0	0	657,263	0
0499999. Total Authorized - Affiliates - U.S. Non-Pool					0	0	0	0	0	0	0	0	0	0	0	0	0	0
0799999. Total Authorized - Affiliates - Other (Non-U.S.)					0	0	0	0	0	0	0	0	0	0	0	0	0	0
0899999. Total Authorized - Affiliates					323,478	0	0	157,232	13,304	218,316	83,799	184,355	257	657,263	0	0	657,263	0
1499999. Total Authorized Excluding Protected Cells (Sum of 0899999, 0999999, 1099999, 1199999 and 1299999)					323,478	0	0	157,232	13,304	218,316	83,799	184,355	257	657,263	0	0	657,263	0
1899999. Total Unauthorized - Affiliates - U.S. Non-Pool					0	0	0	0	0	0	0	0	0	0	0	0	0	0
2199999. Total Unauthorized - Affiliates - Other (Non-U.S.)					0	0	0	0	0	0	0	0	0	0	0	0	0	0
2299999. Total Unauthorized - Affiliates					0	0	0	0	0	0	0	0	0	0	0	0	0	0
2899999. Total Unauthorized Excluding Protected Cells (Sum of 2299999, 2399999, 2499999, 2599999 and 2699999)					0	0	0	0	0	0	0	0	0	0	0	0	0	0
3299999. Total Certified - Affiliates - U.S. Non-Pool					0	0	0	0	0	0	0	0	0	0	0	0	0	0
3599999. Total Certified - Affiliates - Other (Non-U.S.)					0	0	0	0	0	0	0	0	0	0	0	0	0	0
3699999. Total Certified - Affiliates					0	0	0	0	0	0	0	0	0	0	0	0	0	0
4299999. Total Certified Excluding Protected Cells (Sum of 3699999, 3799999, 3899999, 3999999 and 4099999)					0	0	0	0	0	0	0	0	0	0	0	0	0	0
4699999. Total Reciprocal Jurisdiction - Affiliates - U.S. Non-Pool					0	0	0	0	0	0	0	0	0	0	0	0	0	0
4999999. Total Reciprocal Jurisdiction - Affiliates - Other (Non-U.S.)					0	0	0	0	0	0	0	0	0	0	0	0	0	0
5099999. Total Reciprocal Jurisdiction - Affiliates					0	0	0	0	0	0	0	0	0	0	0	0	0	0
5699999. Total Reciprocal Jurisdiction Excluding Protected Cells (Sum of 5099999, 5199999, 5299999, 5399999 and 5499999)					0	0	0	0	0	0	0	0	0	0	0	0	0	0
5799999. Total Authorized, Unauthorized, Reciprocal Jurisdiction and Certified Excluding Protected Cells (Sum of 1499999, 2899999, 4299999 and 5699999)					323,478	0	0	157,232	13,304	218,316	83,799	184,355	257	657,263	0	0	657,263	0
5899999. Total Protected Cells (Sum of 1399999, 2799999, 4199999 and 5599999)					0	0	0	0	0	0	0	0	0	0	0	0	0	0
9999999 Totals					323,478	0	0	157,232	13,304	218,316	83,799	184,355	257	657,263	0	0	657,263	0

ANNUAL STATEMENT FOR THE YEAR 2023 OF THE GREAT AMERICAN RISK SOLUTIONS SURPLUS LINES INSURANCE COMPANY

SCHEDULE F - PART 3 (Continued)

Ceded Reinsurance as of December 31, Current Year (\$000 Omitted)
(Credit Risk)

ID Number From Col. 1	Name of Reinsurer From Col. 3	Collateral				25	26	27	Ceded Reinsurance Credit Risk								
		21	22	23	24				28	29	30	31	32	33	34	35	36
		Multiple Beneficiary Trusts	Letters of Credit	Issuing or Confirming Bank Reference Number	Single Beneficiary Trusts & Other Allowable Collateral	Total Funds Held, Payables & Collateral	Net Recoverable Net of Funds Held & Collateral	Applicable Sch. F Penalty (Col. 78)	Total Amount Recoverable from Reinsurers Less Penalty (Cols. 15-27)	Stressed Recoverable (Col. 28 * 120%)	Reinsurance Payable & Funds Held (Cols. 17+18+20; but not in excess of Col. 29)	Stressed Net Recoverable (Cols. 29-30)	Total Collateral (Cols. 21+22 + 24, not in Excess of Col. 31)	Stressed Net Recoverable Net of Collateral Offsets (Cols. 31-32)	Reinsurer Designation Equivalent	Credit Risk on Collateralized Recoverables (Col. 32 * Factor Applicable to Reinsurer Designation Equivalent in Col. 34)	Credit Risk on Un- collateralized Recoverables (Col. 33 * Factor Applicable to Reinsurer Designation Equivalent in Col. 34)
31-0501234 ..	Great American Insurance Company	0	0		0	0	657,263	0	XXX	XXX	XXX	XXX	XXX	XXX	XXX	XXX	XXX
0199999. Total Authorized - Affiliates - U.S. Intercompany Pooling		0	0	XXX	0	0	657,263	0	XXX	XXX	XXX	XXX	XXX	XXX	XXX	XXX	XXX
0499999. Total Authorized - Affiliates - U.S. Non-Pool		0	0	XXX	0	0	0	0	XXX	XXX	XXX	XXX	XXX	XXX	XXX	XXX	XXX
0799999. Total Authorized - Affiliates - Other (Non-U.S.)		0	0	XXX	0	0	0	0	0	0	0	0	0	0	XXX	0	0
0899999. Total Authorized - Affiliates		0	0	XXX	0	0	657,263	0	0	0	0	0	0	0	XXX	0	0
1499999. Total Authorized Excluding Protected Cells (Sum of 0899999, 0999999, 1099999, 1199999 and 1299999)		0	0	XXX	0	0	657,263	0	0	0	0	0	0	0	XXX	0	0
1899999. Total Unauthorized - Affiliates - U.S. Non-Pool		0	0	XXX	0	0	0	0	XXX	XXX	XXX	XXX	XXX	XXX	XXX	XXX	XXX
2199999. Total Unauthorized - Affiliates - Other (Non-U.S.)		0	0	XXX	0	0	0	0	0	0	0	0	0	0	XXX	0	0
2299999. Total Unauthorized - Affiliates		0	0	XXX	0	0	0	0	0	0	0	0	0	0	XXX	0	0
2899999. Total Unauthorized Excluding Protected Cells (Sum of 2299999, 2399999, 2499999, 2599999 and 2699999)		0	0	XXX	0	0	0	0	0	0	0	0	0	0	XXX	0	0
3299999. Total Certified - Affiliates - U.S. Non-Pool		0	0	XXX	0	0	0	0	XXX	XXX	XXX	XXX	XXX	XXX	XXX	XXX	XXX
3599999. Total Certified - Affiliates - Other (Non-U.S.)		0	0	XXX	0	0	0	0	0	0	0	0	0	0	XXX	0	0
3699999. Total Certified - Affiliates		0	0	XXX	0	0	0	0	0	0	0	0	0	0	XXX	0	0
4299999. Total Certified Excluding Protected Cells (Sum of 3699999, 3799999, 3899999, 3999999 and 4099999)		0	0	XXX	0	0	0	0	0	0	0	0	0	0	XXX	0	0
4699999. Total Reciprocal Jurisdiction - Affiliates - U.S. Non-Pool		0	0	XXX	0	0	0	0	XXX	XXX	XXX	XXX	XXX	XXX	XXX	XXX	XXX
4999999. Total Reciprocal Jurisdiction - Affiliates - Other (Non-U.S.)		0	0	XXX	0	0	0	0	0	0	0	0	0	0	XXX	0	0
5099999. Total Reciprocal Jurisdiction - Affiliates		0	0	XXX	0	0	0	0	0	0	0	0	0	0	XXX	0	0
5699999. Total Reciprocal Jurisdiction Excluding Protected Cells (Sum of 5099999, 5199999, 5299999, 5399999 and 5499999)		0	0	XXX	0	0	0	0	0	0	0	0	0	0	XXX	0	0
5799999. Total Authorized, Unauthorized, Reciprocal Jurisdiction and Certified Excluding Protected Cells (Sum of 1499999, 2899999, 4299999 and 5699999)		0	0	XXX	0	0	657,263	0	0	0	0	0	0	0	XXX	0	0
5899999. Total Protected Cells (Sum of 1399999, 2799999, 4199999 and 5599999)		0	0	XXX	0	0	0	0	XXX	XXX	XXX	XXX	XXX	XXX	XXX	XXX	XXX
9999999 Totals		0	0	XXX	0	0	657,263	0	0	0	0	0	0	0	XXX	0	0

ANNUAL STATEMENT FOR THE YEAR 2023 OF THE GREAT AMERICAN RISK SOLUTIONS SURPLUS LINES INSURANCE COMPANY

SCHEDULE F - PART 3 (Continued)

Ceded Reinsurance as of December 31, Current Year (\$000 Omitted)
(Aging of Ceded Reinsurance)

ID Number From Col. 1	Name of Reinsurer From Col. 3	Reinsurance Recoverable on Paid Losses and Paid Loss Adjustment Expenses							44 Total Recoverable on Paid Losses & LAE Amounts in Dispute Included in Col. 43	45 Recoverable on Paid Losses & LAE Over 90 Days Past Due Amounts in Dispute Included in Cols. 40 & 41	46 Total Recoverable on Paid Losses & LAE Amounts Not in Dispute (Cols 43-44)	47 Recoverable on Paid Losses & LAE Over 90 Days Past Due Amounts Not in Dispute (Cols. 40 + 41 - 45)	48 Amounts Received Prior 90 Days	49 Percentage Overdue Col. 42/Col. 43	50 Percentage of Amounts More Than 90 Days Overdue Not in Dispute (Col. 47/(Cols. 46+48))	51 Percentage More Than 120 Days Overdue (Col. 41/ Col. 43)	52 Is the Amount in Col. 50 Less Than 20%? (Yes or No)	53 Amounts in Col. 47 for Reinsurers with Values Less Than 20% in Col. 50	
		37 Current	Overdue					43 Total Due Cols. 37+42 (In total should equal Cols. 7+8)											
			38 1 - 29 Days	39 30 - 90 Days	40 91 - 120 Days	41 Over 120 Days	42 Total Overdue Cols. 38+39 +40+41												
31-0501234 ..	Great American Insurance Company	0	0	0	0	0	0	0	0	0	0	0	0	0.0	0.0	0.0	0.0	YES	0
0199999. Total Authorized - Affiliates - U.S. Intercompany Pooling		0	0	0	0	0	0	0	0	0	0	0	0	0.0	0.0	0.0	0.0	XXX	0
0499999. Total Authorized - Affiliates - U.S. Non-Pool		0	0	0	0	0	0	0	0	0	0	0	0	0.0	0.0	0.0	0.0	XXX	0
0799999. Total Authorized - Affiliates - Other (Non-U.S.)		0	0	0	0	0	0	0	0	0	0	0	0	0.0	0.0	0.0	0.0	XXX	0
0899999. Total Authorized - Affiliates		0	0	0	0	0	0	0	0	0	0	0	0	0.0	0.0	0.0	0.0	XXX	0
1499999. Total Authorized Excluding Protected Cells (Sum of 0899999, 0999999, 1099999, 1199999 and 1299999)		0	0	0	0	0	0	0	0	0	0	0	0	0.0	0.0	0.0	0.0	XXX	0
1899999. Total Unauthorized - Affiliates - U.S. Non-Pool		0	0	0	0	0	0	0	0	0	0	0	0	0.0	0.0	0.0	0.0	XXX	0
2199999. Total Unauthorized - Affiliates - Other (Non-U.S.)		0	0	0	0	0	0	0	0	0	0	0	0	0.0	0.0	0.0	0.0	XXX	0
2299999. Total Unauthorized - Affiliates		0	0	0	0	0	0	0	0	0	0	0	0	0.0	0.0	0.0	0.0	XXX	0
2899999. Total Unauthorized Excluding Protected Cells (Sum of 2299999, 2399999, 2499999, 2599999 and 2699999)		0	0	0	0	0	0	0	0	0	0	0	0	0.0	0.0	0.0	0.0	XXX	0
3299999. Total Certified - Affiliates - U.S. Non-Pool		0	0	0	0	0	0	0	0	0	0	0	0	0.0	0.0	0.0	0.0	XXX	0
3599999. Total Certified - Affiliates - Other (Non-U.S.)		0	0	0	0	0	0	0	0	0	0	0	0	0.0	0.0	0.0	0.0	XXX	0
3699999. Total Certified - Affiliates		0	0	0	0	0	0	0	0	0	0	0	0	0.0	0.0	0.0	0.0	XXX	0
4299999. Total Certified Excluding Protected Cells (Sum of 3699999, 3799999, 3899999, 3999999 and 4099999)		0	0	0	0	0	0	0	0	0	0	0	0	0.0	0.0	0.0	0.0	XXX	0
4699999. Total Reciprocal Jurisdiction - Affiliates - U.S. Non-Pool		0	0	0	0	0	0	0	0	0	0	0	0	0.0	0.0	0.0	0.0	XXX	0
4999999. Total Reciprocal Jurisdiction - Affiliates - Other (Non-U.S.)		0	0	0	0	0	0	0	0	0	0	0	0	0.0	0.0	0.0	0.0	XXX	0
5099999. Total Reciprocal Jurisdiction - Affiliates		0	0	0	0	0	0	0	0	0	0	0	0	0.0	0.0	0.0	0.0	XXX	0
5699999. Total Reciprocal Jurisdiction Excluding Protected Cells (Sum of 5099999, 5199999, 5299999, 5399999 and 5499999)		0	0	0	0	0	0	0	0	0	0	0	0	0.0	0.0	0.0	0.0	XXX	0
5799999. Total Authorized, Unauthorized, Reciprocal Jurisdiction and Certified Excluding Protected Cells (Sum of 1499999, 2899999, 4299999 and 5699999)		0	0	0	0	0	0	0	0	0	0	0	0	0.0	0.0	0.0	0.0	XXX	0
5899999. Total Protected Cells (Sum of 1399999, 2799999, 4199999 and 5599999)		0	0	0	0	0	0	0	0	0	0	0	0	0.0	0.0	0.0	0.0	XXX	0
9999999 Totals		0	0	0	0	0	0	0	0	0	0	0	0	0.0	0.0	0.0	0.0	XXX	0

SCHEDULE F - PART 3 (Continued)

(Provision for Reinsurance for Certified Reinsurers)

ID Number From Col. 1	Name of Reinsurer From Col. 3	Provision for Certified Reinsurance															
		54 Certified Reinsurer Rating (1 through 6)	55 Effective Date of Certified Reinsurer Rating	56 Percent Collateral Required for Full Credit (0% through 100%)	57 Catastrophe Recoverables Qualifying for Collateral Deferral	58 Net Recoverables Subject to Collateral Requirements for Full Credit (Col. 19 - Col. 57)	59 Dollar Amount of Collateral Required (Col. 56 * Col. 58)	60 Percent of Collateral Provided for Net Recoverables Subject to Collateral Requirements ([Col. 20 + Col. 21 + Col. 22 + Col. 24] / Col. 58)	61 Percent Credit Allowed on Net Recoverables Subject to Collateral Requirements (Col. 60 / Col. 56, not to exceed 100%)	62 20% of Recoverable on Paid Losses & LAE Over 90 Days Past Due Amounts in Dispute (Col. 45 * 20%)	63 Amount of Credit Allowed for Net Recoverables (Col. 57 + [Col. 58 * Col. 61])	64 Provision for Reinsurance with Certified Reinsurers Due to Collateral Deficiency (Col. 19 - Col. 63)	65 20% of Recoverable on Paid Losses & LAE Over 90 Days Past Due Amounts Not in Dispute (Col. 47 * 20%)	Complete if Col. 52 = "No"; Otherwise Enter 0			69 Provision for Overdue Reinsurance Ceded to Certified Reinsurers (Greater of [Col. 62 + Col. 65] or Col.68; not to Exceed Col. 63)
														66 Total Collateral Provided (Col. 20 + Col. 21 + Col. 22 + Col. 24, not to Exceed Col. 63)	67 Net Unsecured Recoverable for Which Credit is Allowed (Col. 63 - Col. 66)	68 20% of Amount in Col. 67	
31-0501234 ...	Great American Insurance CompanyXXX...	...XXX...	...XXX...	...XXX...	...XXX...	...XXX...	...XXX...	...XXX...	...XXX...	...XXX...	...XXX...	...XXX...	...XXX...	...XXX...	...XXX...	...XXX...
01999999. Total Authorized - Affiliates - U.S. Intercompany Pooling				XXX	XXX	XXX	XXX	XXX	XXX	XXX	XXX	XXX	XXX	XXX	XXX	XXX	XXX
04999999. Total Authorized - Affiliates - U.S. Non-Pool				XXX	XXX	XXX	XXX	XXX	XXX	XXX	XXX	XXX	XXX	XXX	XXX	XXX	XXX
07999999. Total Authorized - Affiliates - Other (Non-U.S.)				XXX	XXX	XXX	XXX	XXX	XXX	XXX	XXX	XXX	XXX	XXX	XXX	XXX	XXX
08999999. Total Authorized - Affiliates				XXX	XXX	XXX	XXX	XXX	XXX	XXX	XXX	XXX	XXX	XXX	XXX	XXX	XXX
14999999. Total Authorized Excluding Protected Cells (Sum of 08999999, 09999999, 10999999, 11999999 and 12999999)				XXX	XXX	XXX	XXX	XXX	XXX	XXX	XXX	XXX	XXX	XXX	XXX	XXX	XXX
18999999. Total Unauthorized - Affiliates - U.S. Non-Pool				XXX	XXX	XXX	XXX	XXX	XXX	XXX	XXX	XXX	XXX	XXX	XXX	XXX	XXX
21999999. Total Unauthorized - Affiliates - Other (Non-U.S.)				XXX	XXX	XXX	XXX	XXX	XXX	XXX	XXX	XXX	XXX	XXX	XXX	XXX	XXX
22999999. Total Unauthorized - Affiliates				XXX	XXX	XXX	XXX	XXX	XXX	XXX	XXX	XXX	XXX	XXX	XXX	XXX	XXX
28999999. Total Unauthorized Excluding Protected Cells (Sum of 22999999, 23999999, 24999999, 25999999 and 26999999)				XXX	XXX	XXX	XXX	XXX	XXX	XXX	XXX	XXX	XXX	XXX	XXX	XXX	XXX
32999999. Total Certified - Affiliates - U.S. Non-Pool				XXX	0	0	0	XXX	XXX	0	0	0	0	0	0	0	0
35999999. Total Certified - Affiliates - Other (Non-U.S.)				XXX	0	0	0	XXX	XXX	0	0	0	0	0	0	0	0
36999999. Total Certified - Affiliates				XXX	0	0	0	XXX	XXX	0	0	0	0	0	0	0	0
42999999. Total Certified Excluding Protected Cells (Sum of 36999999, 37999999, 38999999, 39999999 and 40999999)				XXX	0	0	0	XXX	XXX	0	0	0	0	0	0	0	0
46999999. Total Reciprocal Jurisdiction - Affiliates - U.S. Non-Pool				XXX	XXX	XXX	XXX	XXX	XXX	XXX	XXX	XXX	XXX	XXX	XXX	XXX	XXX
49999999. Total Reciprocal Jurisdiction - Affiliates - Other (Non-U.S.)				XXX	XXX	XXX	XXX	XXX	XXX	XXX	XXX	XXX	XXX	XXX	XXX	XXX	XXX
50999999. Total Reciprocal Jurisdiction - Affiliates				XXX	XXX	XXX	XXX	XXX	XXX	XXX	XXX	XXX	XXX	XXX	XXX	XXX	XXX
56999999. Total Reciprocal Jurisdiction Excluding Protected Cells (Sum of 50999999, 51999999, 52999999, 53999999 and 54999999)				XXX	XXX	XXX	XXX	XXX	XXX	XXX	XXX	XXX	XXX	XXX	XXX	XXX	XXX
57999999. Total Authorized, Unauthorized, Reciprocal Jurisdiction and Certified Excluding Protected Cells (Sum of 14999999, 28999999, 42999999 and 56999999)				XXX	0	0	0	XXX	XXX	0	0	0	0	0	0	0	0
58999999. Total Protected Cells (Sum of 13999999, 27999999, 41999999 and 55999999)				XXX	0	0	0	XXX	XXX	0	0	0	0	0	0	0	0
99999999 Totals				XXX	0	0	0	XXX	XXX	0	0	0	0	0	0	0	0

ANNUAL STATEMENT FOR THE YEAR 2023 OF THE GREAT AMERICAN RISK SOLUTIONS SURPLUS LINES INSURANCE COMPANY

SCHEDULE F - PART 3 (Continued)

Ceded Reinsurance as of December 31, Current Year (\$000 Omitted)
(Total Provision for Reinsurance)

ID Number From Col. 1	Name of Reinsurer From Col. 3	70 20% of Recoverable on Paid Losses & LAE Over 90 Days past Due Amounts Not in Dispute (Col. 47 * 20%)	Provision for Unauthorized Reinsurance		Provision for Overdue Authorized and Reciprocal Jurisdiction Reinsurance		Total Provision for Reinsurance			
			71	72	73 Complete if Col. 52 = "Yes"; Otherwise Enter 0	74 Complete if Col. 52 = "No"; Otherwise Enter 0	75	76	77	78
			Provision for Reinsurance with Unauthorized Reinsurers Due to Collateral Deficiency (Col. 26)	Provision for Overdue Reinsurance from Unauthorized Reinsurers and Amounts in Dispute (Col. 70 + 20% of the Amount in Col. 16)	20% of Recoverable on Paid Losses & LAE Over 90 Days Past Due Amounts Not in Dispute + 20% of Amounts in Dispute ([Col. 47 * 20%] + [Col. 45 * 20%])	Greater of 20% of Net Recoverable Net of Funds Held & Collateral, or 20% of Recoverable on Paid Losses & LAE Over 90 Days Past Due (Greater of Col. 26 * 20% or Cols. [40 + 41] * 20%)	Provision for Amounts Ceded to Authorized and Reciprocal Jurisdiction Reinsurers (Cols. 73 + 74)	Provision for Amounts Ceded to Unauthorized Reinsurers (Cols. 71 + 72 Not in Excess of Col. 15)	Provision for Amounts Ceded to Certified Reinsurers (Cols. 64 + 69)	Total Provision for Reinsurance (Cols. 75 + 76 + 77)
31-0501234 ..	Great American Insurance Company	0	XXX	XXX	0	0	0	XXX	XXX	0
0199999. Total Authorized - Affiliates - U.S. Intercompany Pooling		0	XXX	XXX	0	0	0	XXX	XXX	0
0499999. Total Authorized - Affiliates - U.S. Non-Pool		0	XXX	XXX	0	0	0	XXX	XXX	0
0799999. Total Authorized - Affiliates - Other (Non-U.S.)		0	XXX	XXX	0	0	0	XXX	XXX	0
0899999. Total Authorized - Affiliates		0	XXX	XXX	0	0	0	XXX	XXX	0
1499999. Total Authorized Excluding Protected Cells (Sum of 0899999, 0999999, 1099999, 1199999 and 1299999)		0	XXX	XXX	0	0	0	XXX	XXX	0
1899999. Total Unauthorized - Affiliates - U.S. Non-Pool		0	0	0	XXX	XXX	XXX	0	XXX	0
2199999. Total Unauthorized - Affiliates - Other (Non-U.S.)		0	0	0	XXX	XXX	XXX	0	XXX	0
2299999. Total Unauthorized - Affiliates		0	0	0	XXX	XXX	XXX	0	XXX	0
2899999. Total Unauthorized Excluding Protected Cells (Sum of 2299999, 2399999, 2499999, 2599999 and 2699999)		0	0	0	XXX	XXX	XXX	0	XXX	0
3299999. Total Certified - Affiliates - U.S. Non-Pool		XXX	XXX	XXX	XXX	XXX	XXX	XXX	0	0
3599999. Total Certified - Affiliates - Other (Non-U.S.)		XXX	XXX	XXX	XXX	XXX	XXX	XXX	0	0
3699999. Total Certified - Affiliates		XXX	XXX	XXX	XXX	XXX	XXX	XXX	0	0
4299999. Total Certified Excluding Protected Cells (Sum of 3699999, 3799999, 3899999, 3999999 and 4099999)		XXX	XXX	XXX	XXX	XXX	XXX	XXX	0	0
4699999. Total Reciprocal Jurisdiction - Affiliates - U.S. Non-Pool		0	XXX	XXX	0	0	0	XXX	XXX	0
4999999. Total Reciprocal Jurisdiction - Affiliates - Other (Non-U.S.)		0	XXX	XXX	0	0	0	XXX	XXX	0
5099999. Total Reciprocal Jurisdiction - Affiliates		0	XXX	XXX	0	0	0	XXX	XXX	0
5699999. Total Reciprocal Jurisdiction Excluding Protected Cells (Sum of 5099999, 5199999, 5299999, 5399999 and 5499999)		0	XXX	XXX	0	0	0	XXX	XXX	0
5799999. Total Authorized, Unauthorized, Reciprocal Jurisdiction and Certified Excluding Protected Cells (Sum of 1499999, 2899999, 4299999 and 5699999)		0	0	0	0	0	0	0	0	0
5899999. Total Protected Cells (Sum of 1399999, 2799999, 4199999 and 5599999)		0	0	0	0	0	0	0	0	0
9999999 Totals		0	0	0	0	0	0	0	0	0

ANNUAL STATEMENT FOR THE YEAR 2023 OF THE GREAT AMERICAN RISK SOLUTIONS SURPLUS LINES INSURANCE COMPANY

SCHEDULE F - PART 4

Issuing or Confirming Banks for Letters of Credit from Schedule F, Part 3 (\$000 Omitted)

1 Issuing or Confirming Bank Reference Number Used in Col. 23 of Sch F Part 3	2 Letters of Credit Code	3 American Bankers Association (ABA) Routing Number	4 Issuing or Confirming Bank Name	5 Letters of Credit Amount
			NONE	
Total				

ANNUAL STATEMENT FOR THE YEAR 2023 OF THE GREAT AMERICAN RISK SOLUTIONS SURPLUS LINES INSURANCE COMPANY

SCHEDULE F - PART 5

Interrogatories for Schedule F, Part 3 (000 Omitted)

A. Report the five largest provisional commission rates included in the cedant's reinsurance treaties. The commission rate to be reported is by contract with ceded premium in excess of \$50,000:

	1	2	3
	Name of Reinsurer	Commission Rate	Ceded Premium
1.	N/A – See Note 26 to Financial Statements	0.000	0
2.	0.000	0
3.	0.000	0
4.	0.000	0
5.	0.000	0

B. Report the five largest reinsurance recoverables reported in Schedule F, Part 3, Column 15, due from any one reinsurer (based on the total recoverables, Schedule F, Part 3,Line 9999999, Column 15), the amount of ceded premium, and indicate whether the recoverables are due from an affiliated insurer.

	1	2	3	4
	Name of Reinsurer	Total Recoverables	Ceded Premiums	Affiliated
6.	Great American Insurance Company	657,263	323,478	Yes [X] No []
7.	0	0	Yes [] No []
8.	0	0	Yes [] No []
9.	0	0	Yes [] No []
10.	0	0	Yes [] No []

NOTE: Disclosure of the five largest provisional commission rates should exclude mandatory pools and joint underwriting associations.

ANNUAL STATEMENT FOR THE YEAR 2023 OF THE GREAT AMERICAN RISK SOLUTIONS SURPLUS LINES
INSURANCE COMPANY

SCHEDULE F - PART 6

Restatement of Balance Sheet to Identify Net Credit for Reinsurance

	1 As Reported (Net of Ceded)	2 Restatement Adjustments	3 Restated (Gross of Ceded)
ASSETS (Page 2, Col. 3)			
1. Cash and invested assets (Line 12)	132,448,136	0	132,448,136
2. Premiums and considerations (Line 15)	0	0	0
3. Reinsurance recoverable on loss and loss adjustment expense payments (Line 16.1)	0	0	0
4. Funds held by or deposited with reinsured companies (Line 16.2)	0	0	0
5. Other assets	1,365,900	0	1,365,900
6. Net amount recoverable from reinsurers	0	657,263,415	657,263,415
7. Protected cell assets (Line 27)	0	0	0
8. Totals (Line 28)	133,814,036	657,263,415	791,077,451
LIABILITIES (Page 3)			
9. Losses and loss adjustment expenses (Lines 1 through 3)	0	472,651,874	472,651,874
10. Taxes, expenses, and other obligations (Lines 4 through 8)	0	256,926	256,926
11. Unearned premiums (Line 9)	0	184,354,615	184,354,615
12. Advance premiums (Line 10)	0	0	0
13. Dividends declared and unpaid (Line 11.1 and 11.2)	0	0	0
14. Ceded reinsurance premiums payable (net of ceding commissions (Line 12)	0	0	0
15. Funds held by company under reinsurance treaties (Line 13)	0	0	0
16. Amounts withheld or retained by company for account of others (Line 14)	0	0	0
17. Provision for reinsurance (Line 16)	0	0	0
18. Other liabilities	3,928	0	3,928
19. Total liabilities excluding protected cell business (Line 26)	3,928	657,263,415	657,267,343
20. Protected cell liabilities (Line 27)	0	0	0
21. Surplus as regards policyholders (Line 37)	133,810,109	XXX	133,810,109
22. Totals (Line 38)	133,814,036	657,263,415	791,077,451

NOTE: Is the restatement of this exhibit the result of grossing up balances ceded to affiliates under 100 percent reinsurance or pooling
arrangements? Yes [X] No []

If yes, give full explanation: See Note 26 to Financial Statements

Schedule H - Part 1 - Analysis of Underwriting Operations

N O N E

Schedule H - Part 2 - Reserves and Liabilities

N O N E

Schedule H - Part 3 - Test of Prior Year's Claim Reserves and Liabilities

N O N E

Schedule H - Part 4 - Reinsurance

N O N E

Schedule H - Part 5 - Health Claims

N O N E

Schedule P - Part 1A - Homeowners/Farmowners

N O N E

Schedule P - Part 1B - Private Passenger Auto Liability/Medical

N O N E

Schedule P - Part 1C - Commercial Auto/Truck Liability/Medical

N O N E

Schedule P - Part 1D - Workers' Compensation (Excluding Excess Workers' Compensation)

N O N E

Schedule P - Part 1E - Commercial Multiple Peril

N O N E

Schedule P - Part 1F - Section 1 - Medical Professional Liability - Occurrence

N O N E

Schedule P - Part 1F - Section 2 - Medical Professional Liability - Claims-Made

N O N E

Schedule P - Part 1G - Special Liability (Ocean Marine, Aircraft (all perils), Boiler and Machinery)

N O N E

Schedule P - Part 1H - Section 1 - Other Liability - Occurrence

N O N E

Schedule P - Part 1H - Section 2 - Other Liability - Claims-Made

N O N E

Schedule P - Part 1I - Special Property (Fire, Allied Lines...)

N O N E

Schedule P - Part 1J - Auto Physical Damage

N O N E

Schedule P - Part 1K - Fidelity/Surety

N O N E

Schedule P - Part 1L - Other (Including Credit, Accident and Health)

N O N E

Schedule P - Part 1M - International

N O N E

Schedule P - Part 1N - Reinsurance - Nonproportional Assumed Property

N O N E

Schedule P - Part 1O - Reinsurance - Nonproportional Assumed Liability

N O N E

Schedule P - Part 1P - Reinsurance - Nonproportional Assumed Financial Lines

N O N E

Schedule P - Part 1R - Section 1 - Products Liability - Occurrence

N O N E

Schedule P - Part 1R - Section 2 - Products Liability - Claims-Made

N O N E

Schedule P - Part 1S - Financial Guaranty/Mortgage Guaranty

N O N E

Schedule P - Part 1T - Warranty

N O N E

Schedule P - Part 2A - Homeowners/Farmowners

N O N E

Schedule P - Part 2B - Private Passenger Auto Liability/Medical

N O N E

Schedule P - Part 2C - Commercial Auto/Truck Liability/Medical

N O N E

Schedule P - Part 2D - Workers' Compensation (Excluding Excess Workers' Compensation)

N O N E

Schedule P - Part 2E - Commercial Multiple Peril

N O N E

Schedule P - Part 2F - Section 1 - Medical Professional Liability - Occurrence

N O N E

Schedule P - Part 2F - Section 2 - Medical Professional Liability - Claims-Made

N O N E

Schedule P - Part 2G - Special Liability (Ocean Marine, Aircraft (all perils), Boiler and Machinery)

N O N E

Schedule P - Part 2H - Section 1 - Other Liability - Occurrence

N O N E

Schedule P - Part 2H - Section 2- Other Liability - Claims-Made

N O N E

Schedule P - Part 2I - Special Property

N O N E

Schedule P - Part 2J - Auto Physical Damage

N O N E

Schedule P - Part 2K - Fidelity/Surety

N O N E

Schedule P - Part 2L - Other (Including Credit, Accident and Health)

N O N E

Schedule P - Part 2M - International

N O N E

Schedule P - Part 2N - Reinsurance - Nonproportional Assumed Property

N O N E

Schedule P - Part 2O - Reinsurance - Nonproportional Assumed Liability

N O N E

Schedule P - Part 2P - Reinsurance - Nonproportional Assumed Financial Lines

N O N E

Schedule P - Part 2R - Section 1 - Products Liability - Occurrence

N O N E

Schedule P - Part 2R - Section 2 - Products Liability - Claims-Made

N O N E

Schedule P - Part 2S - Financial Guaranty/Mortgage Guaranty

N O N E

Schedule P - Part 2T - Warranty

N O N E

Schedule P - Part 3A - Homeowners/Farmowners

N O N E

Schedule P - Part 3B - Private Passenger Auto Liability/Medical

N O N E

Schedule P - Part 3C - Commercial Auto/Truck Liability/Medical

N O N E

Schedule P - Part 3D - Workers' Compensation (Excluding Excess Workers' Compensation)

N O N E

Schedule P - Part 3E - Commercial Multiple Peril

N O N E

Schedule P - Part 3F - Section 1 - Medical Professional Liability - Occurrence

N O N E

Schedule P - Part 3F - Section 2 - Medical Professional Liability - Claims-Made

N O N E

Schedule P - Part 3G - Special Liability

N O N E

Schedule P - Part 3H - Section 1 - Other Liability - Occurrence

N O N E

Schedule P - Part 3H - Section 2 - Other Liability - Claims-Made

N O N E

Schedule P - Part 3I - Special Property

N O N E

Schedule P - Part 3J - Auto Physical Damage

N O N E

Schedule P - Part 3K - Fidelity/Surety

N O N E

Schedule P - Part 3L - Other (Including Credit, Accident and Health)

N O N E

Schedule P - Part 3M - International

N O N E

Schedule P - Part 3N - Reinsurance - Nonproportional Assumed Property

N O N E

Schedule P - Part 3O - Reinsurance - Nonproportional Assumed Liability

N O N E

Schedule P - Part 3P - Reinsurance - Nonproportional Assumed Financial Lines

N O N E

Schedule P - Part 3R - Section 1 - Product Liability - Occurrence

N O N E

Schedule P - Part 3R - Section 2 - Product Liability - Claims-Made

N O N E

Schedule P - Part 3S - Financial Guaranty/Mortgage Guaranty

N O N E

Schedule P - Part 3T - Warranty

N O N E

Schedule P - Part 4A - Homeowners/Farmowners

N O N E

Schedule P - Part 4B - Private Passenger Auto Liability/Medical

N O N E

Schedule P - Part 4C - Commercial Auto/Truck Liability/Medical

N O N E

Schedule P - Part 4D - Workers' Compensation (Excluding Excess Workers' Compensation)

N O N E

Schedule P - Part 4E - Commercial Multiple Peril

N O N E

Schedule P - Part 4F - Section 1 - Medical Professional Liability - Occurrence

N O N E

Schedule P - Part 4F - Section 2 - Medical Professional Liability - Claims-Made

N O N E

Schedule P - Part 4G - Special Liability

N O N E

Schedule P - Part 4H - Section 1 - Other Liability - Occurrence

N O N E

Schedule P - Part 4H - Section 2 - Other Liability - Claims-Made

N O N E

Schedule P - Part 4I - Special Property

N O N E

Schedule P - Part 4J - Auto Physical Damage

N O N E

Schedule P - Part 4K - Fidelity/Surety

N O N E

Schedule P - Part 4L - Other (Including Credit, Accident and Health)

N O N E

Schedule P - Part 4M - International

N O N E

Schedule P - Part 4N - Reinsurance - Nonproportional Assumed Property

N O N E

Schedule P - Part 4O - Reinsurance - Nonproportional Assumed Liability

N O N E

Schedule P - Part 4P - Reinsurance - Nonproportional Assumed Financial Lines

N O N E

Schedule P - Part 4R - Section 1 - Products Liability - Occurrence

N O N E

Schedule P - Part 4R - Section 2 - Products Liability - Claims-Made

N O N E

Schedule P - Part 4S - Financial Guaranty/Mortgage Guaranty

N O N E

Schedule P - Part 4T - Warranty

N O N E

Schedule P - Part 5A - Homeowners/Farmowners - Section 1

N O N E

Schedule P - Part 5A - Homeowners/Farmowners - Section 2

N O N E

Schedule P - Part 5A - Homeowners/Farmowners - Section 3

N O N E

Schedule P - Part 5B - Private Passenger Auto Liability/Medical - Section 1

N O N E

Schedule P - Part 5B - Private Passenger Auto Liability/Medical - Section 2

N O N E

Schedule P - Part 5B - Private Passenger Auto Liability/Medical - Section 3

N O N E

Schedule P - Part 5C - Commercial Auto/Truck Liability/Medical - Section 1

N O N E

Schedule P - Part 5C - Commercial Auto/Truck Liability/Medical - Section 2

N O N E

Schedule P - Part 5C - Commercial Auto/Truck Liability/Medical - Section 3

N O N E

Schedule P-Part 5D-Workers' Compensation (Excluding Excess Workers' Compensation)-Section 1

N O N E

Schedule P-Part 5D-Workers' Compensation (Excluding Excess Workers' Compensation)-Section 2
N O N E

Schedule P-Part 5D-Workers' Compensation (Excluding Excess Workers' Compensation)-Section 3
N O N E

Schedule P - Part 5E - Commercial Multiple Peril - Section 1
N O N E

Schedule P - Part 5E - Commercial Multiple Peril - Section 2
N O N E

Schedule P - Part 5E - Commercial Multiple Peril - Section 3
N O N E

Schedule P - Part 5F - Medical Professional Liability - Occurrence - Section 1A
N O N E

Schedule P - Part 5F - Medical Professional Liability - Occurrence - Section 2A
N O N E

Schedule P - Part 5F - Medical Professional Liability - Occurrence - Section 3A
N O N E

Schedule P - Part 5F - Medical Professional Liability - Claims-Made - Section 1B
N O N E

Schedule P - Part 5F - Medical Professional Liability - Claims-Made - Section 2B
N O N E

Schedule P - Part 5F - Medical Professional Liability - Claims-Made - Section 3B
N O N E

Schedule P - Part 5H - Other Liability - Occurrence - Section 1A
N O N E

Schedule P - Part 5H - Other Liability - Occurrence - Section 2A
N O N E

Schedule P - Part 5H - Other Liability - Occurrence - Section 3A
N O N E

Schedule P - Part 5H - Other Liability - Claims-Made - Section 1B

N O N E

Schedule P - Part 5H - Other Liability - Claims-Made - Section 2B

N O N E

Schedule P - Part 5H - Other Liability - Claims-Made - Section 3B

N O N E

Schedule P - Part 5R - Products Liability - Occurrence - Section 1A

N O N E

Schedule P - Part 5R - Products Liability - Occurrence - Section 2A

N O N E

Schedule P - Part 5R - Products Liability - Occurrence - Section 3A

N O N E

Schedule P - Part 5R - Products Liability - Claims-Made - Section 1B

N O N E

Schedule P - Part 5R - Products Liability - Claims-Made - Section 2B

N O N E

Schedule P - Part 5R - Products Liability - Claims-Made - Section 3B

N O N E

Schedule P - Part 5T - Warranty - Section 1

N O N E

Schedule P - Part 5T - Warranty - Section 2

N O N E

Schedule P - Part 5T - Warranty - Section 3

N O N E

Schedule P - Part 6C - Commercial Auto/Truck Liability/Medical - Section 1

N O N E

Schedule P - Part 6C - Commercial Auto/Truck Liability/Medical - Section 2

N O N E

Schedule P-Part 6D-Workers' Compensation (Excluding Excess Workers' Compensation)-Section 1
N O N E

Schedule P-Part 6D-Workers' Compensation (Excluding Excess Workers' Compensation)-Section 2
N O N E

Schedule P - Part 6E - Commercial Multiple Peril - Section 1
N O N E

Schedule P - Part 6E - Commercial Multiple Peril - Section 2
N O N E

Schedule P - Part 6H - Other Liability - Occurrence - Section 1A
N O N E

Schedule P - Part 6H - Other Liability - Occurrence - Section 2A
N O N E

Schedule P - Part 6H - Other Liability - Claims-Made - Section 1B
N O N E

Schedule P - Part 6H - Other Liability - Claims-Made - Section 2B
N O N E

Schedule P - Part 6M - International - Section 1
N O N E

Schedule P - Part 6M - International - Section 2
N O N E

Schedule P - Part 6N- Reinsurance A - Nonproportional Assumed Property - Section 1
N O N E

Schedule P - Part 6N- Reinsurance A - Nonproportional Assumed Property - Section 2
N O N E

Schedule P - Part 6O - Reinsurance B - Nonproportional Liability - Section 1
N O N E

Schedule P - Part 6O - Reinsurance B - Nonproportional Assumed Liability - Section 2
N O N E

Schedule P - Part 6R - Products Liability - Occurrence - Section 1A

N O N E

Schedule P - Part 6R - Products Liability - Occurrence - Section 2A

N O N E

Schedule P - Part 6R - Products Liability - Claims-Made - Section 1B

N O N E

Schedule P - Part 6R - Products Liability - Claims-Made - Section 2B

N O N E

Schedule P - Part 7A - Section 1 - Primary Loss Sensitive Contracts

N O N E

Schedule P - Part 7A - Section 2 - Primary Loss Sensitive Contracts

N O N E

Schedule P - Part 7A - Section 3 - Primary Loss Sensitive Contracts

N O N E

Schedule P - Part 7A - Section 4 - Primary Loss Sensitive Contracts

N O N E

Schedule P - Part 7A - Section 5 - Primary Loss Sensitive Contracts

N O N E

Schedule P - Part 7B - Section 1 - Reinsurance Loss Sensitive Contracts

N O N E

Schedule P - Part 7B - Section 2 - Reinsurance Loss Sensitive Contracts

N O N E

Schedule P - Part 7B - Section 3 - Reinsurance Loss Sensitive Contracts

N O N E

Schedule P - Part 7B - Section 4 - Reinsurance Loss Sensitive Contracts

N O N E

Schedule P - Part 7B - Section 5 - Reinsurance Loss Sensitive Contracts

N O N E

Schedule P - Part 7B - Section 6 - Reinsurance Loss Sensitive Contracts

N O N E

Schedule P - Part 7B - Section 7 - Reinsurance Loss Sensitive Contracts

N O N E

ANNUAL STATEMENT FOR THE YEAR 2023 OF THE GREAT AMERICAN RISK SOLUTIONS SURPLUS LINES
INSURANCE COMPANY

SCHEDULE P INTERROGATORIES

1. The following questions relate to yet-to-be-issued Extended Reporting Endorsements (EREs) arising from Death, Disability, or Retirement (DDR) provisions in Medical Professional Liability Claims Made insurance policies. EREs provided for reasons other than DDR are not to be included.
- 1.1 Does the company issue Medical Professional Liability Claims Made insurance policies that provide tail (also known as an extended reporting endorsement, or “ERE”) benefits in the event of Death, Disability, or Retirement (DDR) at a reduced charge or at no additional cost? Yes [] No [X]
If the answer to question 1.1 is “no”, leave the following questions blank. If the answer to question 1.1 is “yes”, please answer the following questions:
- 1.2 What is the total amount of the reserve for that provision (DDR Reserve), as reported, explicitly or not, elsewhere in this statement (in dollars)?\$0
- 1.3 Does the company report any DDR reserve as Unearned Premium Reserve per SSAP #65? Yes [] No [X]
- 1.4 Does the company report any DDR reserve as loss or loss adjustment expense reserve? Yes [] No [X]
- 1.5 If the company reports DDR reserve as Unearned Premium Reserve, does that amount match the figure on the Underwriting and Investment Exhibit, Part 1A - Recapitulation of all Premiums (Page 7) Column 2, Lines 11.1 plus 11.2? Yes [] No [] N/A [X]
- 1.6 If the company reports DDR reserve as loss or loss adjustment expense reserve, please complete the following table corresponding to where these reserves are reported in Schedule P:

Years in Which Premiums Were Earned and Losses Were Incurred		DDR Reserve Included in Schedule P, Part 1F, Medical Professional Liability Column 24: Total Net Losses and Expenses Unpaid	
		1 Section 1: Occurrence	2 Section 2: Claims-Made
1.601	Prior	0	0
1.602	2014	0	0
1.603	2015	0	0
1.604	2016	0	0
1.605	2017	0	0
1.606	2018	0	0
1.607	2019	0	0
1.608	2020.....	0	0
1.609	2021.....	0	0
1.610	2022.....	0	0
1.611	2023.....	0	0
1.612	Totals	0	0

2. The definition of allocated loss adjustment expenses (ALAE) and, therefore, unallocated loss adjustment expenses (ULAE) was changed effective January 1, 1998. This change in definition applies to both paid and unpaid expenses. Are these expenses (now reported as “Defense and Cost Containment” and “Adjusting and Other”) reported in compliance with these definitions in this statement? Yes [X] No []
3. The Adjusting and Other expense payments and reserves should be allocated to the years in which the losses were incurred based on the number of claims reported, closed and outstanding in those years. When allocating Adjusting and Other expense between companies in a group or a pool, the Adjusting and Other expense should be allocated in the same percentage used for the loss amounts and the claim counts. For reinsurers, Adjusting and Other expense assumed should be reported according to the reinsurance contract. For Adjusting and Other expense incurred by reinsurers, or in those situations where suitable claim count information is not available, Adjusting and Other expense should be allocated by a reasonable method determined by the company and described in Interrogatory 7, below. Are they so reported in this Statement? Yes [X] No []
4. Do any lines in Schedule P include reserves that are reported gross of any discount to present value of future payments, and that are reported net of such discounts on Page 10? Yes [] No [X]

If yes, proper disclosure must be made in the Notes to Financial Statements, as specified in the Instructions. Also, the discounts must be reported in Schedule P - Part 1, Columns 32 and 33. Schedule P must be completed gross of non-tabular discounting. Work papers relating to discount calculations must be available for examination upon request.

Discounting is allowed only if expressly permitted by the state insurance department to which this Annual Statement is being filed.

5. What were the net premiums in force at the end of the year for:
(in thousands of dollars)

5.1 Fidelity0
5.2 Surety0
6. Claim count information is reported per claim or per claimant (Indicate which).
If not the same in all years, explain in Interrogatory 7.
- 7.1 The information provided in Schedule P will be used by many persons to estimate the adequacy of the current loss and expense reserves, among other things. Are there any especially significant events, coverage, retention or accounting changes that have occurred that must be considered when making such analyses? Yes [X] No []
- 7.2 (An extended statement may be attached.)
This Company participates in a pooling agreement. (See Note 26).

SCHEDULE T - PART 2
INTERSTATE COMPACT - EXHIBIT OF PREMIUMS WRITTEN

Allocated by States and Territories

			Direct Business Only					
			1	2	3	4	5	6
States, Etc.			Life (Group and Individual)	Annuities (Group and Individual)	Disability Income (Group and Individual)	Long-Term Care (Group and Individual)	Deposit-Type Contracts	Totals
1.	Alabama	AL						
2.	Alaska	AK						
3.	Arizona	AZ						
4.	Arkansas	AR						
5.	California	CA						
6.	Colorado	CO						
7.	Connecticut	CT						
8.	Delaware	DE						
9.	District of Columbia	DC						
10.	Florida	FL						
11.	Georgia	GA						
12.	Hawaii	HI						
13.	Idaho	ID						
14.	Illinois	IL						
15.	Indiana	IN						
16.	Iowa	IA						
17.	Kansas	KS						
18.	Kentucky	KY						
19.	Louisiana	LA						
20.	Maine	ME						
21.	Maryland	MD						
22.	Massachusetts	MA						
23.	Michigan	MI						
24.	Minnesota	MN						
25.	Mississippi	MS						
26.	Missouri	MO						
27.	Montana	MT						
28.	Nebraska	NE						
29.	Nevada	NV						
30.	New Hampshire	NH						
31.	New Jersey	NJ						
32.	New Mexico	NM						
33.	New York	NY						
34.	North Carolina	NC						
35.	North Dakota	ND						
36.	Ohio	OH						
37.	Oklahoma	OK						
38.	Oregon	OR						
39.	Pennsylvania	PA						
40.	Rhode Island	RI						
41.	South Carolina	SC						
42.	South Dakota	SD						
43.	Tennessee	TN						
44.	Texas	TX						
45.	Utah	UT						
46.	Vermont	VT						
47.	Virginia	VA						
48.	Washington	WA						
49.	West Virginia	WV						
50.	Wisconsin	WI						
51.	Wyoming	WY						
52.	American Samoa	AS						
53.	Guam	GU						
54.	Puerto Rico	PR						
55.	U.S. Virgin Islands	VI						
56.	Northern Mariana Islands	MP						
57.	Canada	CAN						
58.	Aggregate Other Alien	OT						
59.	Total							

NONE

ANNUAL STATEMENT FOR THE YEAR 2023 OF THE GREAT AMERICAN RISK SOLUTIONS SURPLUS LINES INSURANCE COMPANY

SCHEDULE Y
PART 1A - DETAIL OF INSURANCE HOLDING COMPANY SYSTEM

1	2	3	4	5	6	7	8	9	10	11	12	13	14	15	16
Group Code	Group Name	NAIC Company Code	ID Number	Federal RSSD	CIK	Name of Securities Exchange if Publicly Traded (U.S. or International)	Names of Parent, Subsidiaries Or Affiliates	Domi-ciliary Location	Relation-ship to Reporting Entity	Directly Controlled by (Name of Entity/Person)	Type of Control (Ownership, Board, Management, Attorney-in-Fact, Influence, Other)	If Control is Owner-ship Provide Percen-tage	Ultimate Controlling Entity(ies)/Person(s)	Is an SCA Filing Re-quired? (Yes/No)	*
.0000		.00000	31-1544320	0	0001042046	NYSE	American Financial Group, Inc.	..OH	UIP		Ownership	0.000		..NO	0
.0000		.00000	86-3438529	0	0		AFG Real Estate Holding Company, LLC	..OH	NIA	American Financial Group, Inc.	Ownership	100.000	American Financial Group, Inc.	..NO	0
.0000		.00000	84-4395026	0	0		Bay Bridge Holding Company, LLC	..MD	NIA	AFG Real Estate Holding Company, LLC	Ownership	65.000	American Financial Group, Inc.	..NO	1
.0000		.00000	84-4395026	0	0		Bay Bridge Holding Company, LLC	..MD	NIA	Great American Insurance Company	Ownership	35.000	American Financial Group, Inc.	..NO	1
							Bay Bridge Marina Hemingway's Restaurant, LLC								
.0000		.00000	27-4078277	0	0			..MD	NIA	Bay Bridge Holding Company, LLC	Ownership	85.000	American Financial Group, Inc.	..NO	0
.0000		.00000	27-0513333	0	0		Bay Bridge Marina Management, LLC	..MD	NIA	Bay Bridge Holding Company, LLC	Ownership	85.000	American Financial Group, Inc.	..NO	0
.0000		.00000	20-4604276	0	0		GALIC – Bay Bridge Marina, LLC	..MD	NIA	Bay Bridge Marina Management, LLC	Ownership	100.000	American Financial Group, Inc.	..NO	0
.0000		.00000	84-3355051	0	0		Charleston Harbor Holding Company, LLC	..SC	NIA	AFG Real Estate Holding Company, LLC	Ownership	50.000	American Financial Group, Inc.	..NO	1
.0000		.00000	84-3355051	0	0		Charleston Harbor Holding Company, LLC	..SC	NIA	Great American Insurance Company	Ownership	50.000	American Financial Group, Inc.	..NO	1
.0000		.00000	81-3737639	0	0		Charleston Harbor Fishing, LLC	..SC	NIA	Charleston Harbor Holding Company, LLC	Ownership	100.000	American Financial Group, Inc.	..NO	0
.0000		.00000	84-4574243	0	0		Mountain View Grand Holding Company, LLC	..NH	NIA	AFG Real Estate Holding Company, LLC	Ownership	65.000	American Financial Group, Inc.	..NO	1
.0000		.00000	84-4574243	0	0		Mountain View Grand Holding Company, LLC	..NH	NIA	Great American Insurance Company	Ownership	35.000	American Financial Group, Inc.	..NO	1
.0000		.00000	86-3225970	0	0		Sailfish Holding Company, LLC	..FL	NIA	AFG Real Estate Holding Company, LLC	Ownership	100.000	American Financial Group, Inc.	..NO	0
.0000		.00000	84-2654660	0	0		Skipjack Holding Company, LLC	..MD	NIA	AFG Real Estate Holding Company, LLC	Ownership	100.000	American Financial Group, Inc.	..NO	0
.0000		.00000	52-2179330	0	0		Skipjack Marina Corp.	..MD	NIA	Skipjack Holding Company, LLC	Ownership	100.000	American Financial Group, Inc.	..NO	0
.0000		.00000	31-0996797	0	0		American Financial Enterprises, Inc.	..CT	NIA	American Financial Group, Inc.	Ownership	100.000	American Financial Group, Inc.	..NO	0
.0000		.00000	31-0828578	0	0		American Money Management Corporation	..OH	NIA	American Financial Group, Inc.	Ownership	100.000	American Financial Group, Inc.	..NO	0
.0000		.00000	27-1577326	0	0		American Real Estate Capital Company, LLC	..OH	NIA	American Money Management Corporation	Ownership	100.000	American Financial Group, Inc.	..NO	0
.0000		.00000	27-2829629	0	0		Mid-Market Capital Partners, LLC	..DE	NIA	American Money Management Corporation	Ownership	100.000	American Financial Group, Inc.	..NO	0
.0000		.00000	41-2112001	0	0		APU Holding Company	..OH	NIA	American Financial Group, Inc.	Ownership	100.000	American Financial Group, Inc.	..NO	0
.0000		.00000	23-6000765	0	0		American Premier Underwriters, Inc.	..PA	NIA	APU Holding Company	Ownership	100.000	American Financial Group, Inc.	..NO	0
.0000		.00000	13-6400464	0	0		Lehigh Valley Railroad Company	..PA	NIA	American Premier Underwriters, Inc.	Ownership	100.000	American Financial Group, Inc.	..NO	0
.0000		.00000	46-1665396	0	0		Pennsylvania Lehigh Oil & Gas Holdings LLC	..PA	NIA	Lehigh Valley Railroad Company	Ownership	100.000	American Financial Group, Inc.	..NO	0
.0000		.00000	20-1548213	0	0		Magnolia Alabama Holdings, Inc.	..DE	NIA	American Premier Underwriters, Inc.	Ownership	100.000	American Financial Group, Inc.	..NO	0
.0000		.00000	20-1574094	0	0		Magnolia Alabama Holdings LLC	..AL	NIA	Magnolia Alabama Holdings, Inc.	Ownership	100.000	American Financial Group, Inc.	..NO	0
.0000		.00000	46-1852532	0	0		Michigan Oil & Gas Holdings, LLC	..MI	NIA	American Premier Underwriters, Inc.	Ownership	100.000	American Financial Group, Inc.	..NO	0
.0000		.00000	46-1480078	0	0		Ohio Oil & Gas Holdings, LLC	..OH	NIA	American Premier Underwriters, Inc.	Ownership	100.000	American Financial Group, Inc.	..NO	0
.0000		.00000	13-6021353	0	0		The Owasco River Railway, Inc.	..NY	NIA	American Premier Underwriters, Inc.	Ownership	100.000	American Financial Group, Inc.	..NO	0
.0000		.00000	76-0080537	0	0		PCC Technical Industries, Inc.	..DE	NIA	American Premier Underwriters, Inc.	Ownership	100.000	American Financial Group, Inc.	..NO	0
.0000		.00000	46-3246684	0	0		Pennsylvania Oil & Gas Holdings, LLC	..PA	NIA	American Premier Underwriters, Inc.	Ownership	100.000	American Financial Group, Inc.	..NO	0
.0000		.00000	23-6000766	0	0		Pennsylvania-Reading Seashore Lines	..NJ	NIA	American Premier Underwriters, Inc.	Ownership	66.670	American Financial Group, Inc.	..NO	0
.0000		.00000	98-1073776	0	0		GAI Insurance Company, Ltd.	..BMU	IA	APU Holding Company	Ownership	100.000	American Financial Group, Inc.	..NO	0
.0000		.00000	31-1446308	0	0		Hangar Acquisition Corp.	..OH	NIA	APU Holding Company	Ownership	100.000	American Financial Group, Inc.	..NO	0
.0000		.00000	91-1242743	0	0		Premier Lease & Loan Services Insurance Agency, Inc.	..WA	NIA	APU Holding Company	Ownership	100.000	American Financial Group, Inc.	..NO	0
							Premier Lease & Loan Services of Canada, Inc.								
.0000		.00000	91-1508644	0	0			..WA	NIA	APU Holding Company	Ownership	100.000	American Financial Group, Inc.	..NO	0
.0000		.00000	31-0823725	0	0		Dixie Terminal Corporation	..OH	NIA	American Financial Group, Inc.	Ownership	100.000	American Financial Group, Inc.	..NO	0
.0000		.00000	06-1356481	0	0		Great American Financial Resources, Inc.	..DE	NIA	American Financial Group, Inc.	Ownership	100.000	American Financial Group, Inc.	..NO	0
.0000		.00000	34-1017531	0	0		Ceres Group, Inc.	..DE	NIA	Great American Financial Resources, Inc.	Ownership	100.000	American Financial Group, Inc.	..NO	0
.0000		.00000	47-0717079	0	0		Continental General Corporation	..NE	NIA	Ceres Group, Inc.	Ownership	100.000	American Financial Group, Inc.	..NO	0
.0000		.00000	34-1947042	0	0		QQAAgency of Texas, Inc.	..TX	NIA	Ceres Group, Inc.	Ownership	100.000	American Financial Group, Inc.	..NO	0
.0000		.00000	20-1246122	0	0		Brothers Management, LLC	..FL	NIA	Great American Financial Resources, Inc.	Ownership	100.000	American Financial Group, Inc.	..NO	0
.0000		.00000	31-1391777	0	0		GALIC Brothers, Inc.	..OH	NIA	Great American Financial Resources, Inc.	Ownership	100.000	American Financial Group, Inc.	..NO	0
.0000		.00000		0	0		Helium Holdings Limited	..BMU	NIA	American Financial Group, Inc.	Ownership	100.000	American Financial Group, Inc.	..NO	0
.0000		.00000	31-0686194	0	0		One East Fourth, Inc.	..OH	NIA	American Financial Group, Inc.	Ownership	100.000	American Financial Group, Inc.	..NO	0
.0000		.00000	31-1119320	0	0		TEJ Holdings, Inc.	..OH	NIA	American Financial Group, Inc.	Ownership	100.000	American Financial Group, Inc.	..NO	0
.0000		.00000	31-0728327	0	0		Three East Fourth, Inc.	..OH	NIA	American Financial Group, Inc.	Ownership	100.000	American Financial Group, Inc.	..NO	0

ANNUAL STATEMENT FOR THE YEAR 2023 OF THE GREAT AMERICAN RISK SOLUTIONS SURPLUS LINES INSURANCE COMPANY

SCHEDULE Y
PART 1A - DETAIL OF INSURANCE HOLDING COMPANY SYSTEM

1	2	3	4	5	6	7	8	9	10	11	12	13	14	15	16
Group Code	Group Name	NAIC Company Code	ID Number	Federal RSSD	CIK	Name of Securities Exchange if Publicly Traded (U.S. or International)	Names of Parent, Subsidiaries Or Affiliates	Domi-ciliary Location	Relation-ship to Reporting Entity	Directly Controlled by (Name of Entity/Person)	Type of Control (Ownership, Board, Management, Attorney-in-Fact, Influence, Other)	If Control is Owner-ship Provide Percen-tage	Ultimate Controlling Entity(ies)/Person(s)	Is an SCA Filing Re-quired? (Yes/No)	*
.0000		00000	81-4361220	0	0		Verikai Inc.	DE	NIA	American Financial Group, Inc.	Ownership	100.000	American Financial Group, Inc.	NO	0
.0000		00000	42-1575938	0	0		Great American Holding, Inc.	OH	NIA	American Financial Group, Inc.	Ownership	100.000	American Financial Group, Inc.	NO	0
.0000		00000	80-0333563	0	0		ABA Insurance Services, Inc.	OH	NIA	Great American Holding, Inc.	Ownership	100.000	American Financial Group, Inc.	NO	0
.0000		00000	27-3062314	0	0		Agricultural Services, LLC	OH	NIA	Great American Holding, Inc.	Ownership	100.000	American Financial Group, Inc.	NO	0
.0000		00000	39-1404033	0	0		Farmers Crop Insurance Alliance, Inc.	KS	NIA	Great American Holding, Inc.	Ownership	100.000	American Financial Group, Inc.	NO	0
.0000		00000	37-1122370	0	0		Crop Risk Services Great American Contemporary Insurance Company	IL	NIA	Farmers Crop Insurance Alliance, Inc.	Ownership	100.000	American Financial Group, Inc.	NO	0
.0084	American Financial Group, Inc.	10646	36-4079497	0	0			OH	IA	Great American Holding, Inc. Great American Contemporary Insurance Company	Ownership	100.000	American Financial Group, Inc.	NO	0
.0084	American Financial Group, Inc.	10701	59-1835212	0	0		Bridgefield Employers Insurance Company	FL	IA		Ownership	100.000	American Financial Group, Inc.	NO	0
.0084	American Financial Group, Inc.	10335	59-3269531	0	0		Bridgefield Casualty Insurance Company	FL	IA	Bridgefield Employers Insurance Company	Ownership	100.000	American Financial Group, Inc.	NO	0
.0084	American Financial Group, Inc.	16618	83-1694393	0	0		Bridgefield Indemnity Insurance Company	OH	IA	Bridgefield Employers Insurance Company Great American Contemporary Insurance Company	Ownership	100.000	American Financial Group, Inc.	NO	0
.0084	American Financial Group, Inc.	22179	95-2801326	0	0		Republic Indemnity Company of America	CA	IA		Ownership	100.000	American Financial Group, Inc.	NO	0
.0084	American Financial Group, Inc.	43753	31-1054123	0	0		Republic Indemnity Company of California	CA	IA	Republic Indemnity Company of America	Ownership	100.000	American Financial Group, Inc.	NO	0
.0000		00000		0	0		Great American Holding (Europe) Limited	GBR	NIA	Great American Holding, Inc.	Ownership	100.000	American Financial Group, Inc.	NO	0
.0000		00000		0	0		Great American Europe Limited	GBR	NIA	Great American Holding (Europe) Limited	Ownership	100.000	American Financial Group, Inc.	NO	0
.0000		00000	AA-1784136	0	0		Great American International Insurance (EU) Designated Activity Company	IRL	IA	Great American Europe Limited	Ownership	100.000	American Financial Group, Inc.	NO	0
.0000		00000	AA-1120817	0	0		Great American International Insurance (UK) Limited	GBR	IA	Great American Europe Limited	Ownership	100.000	American Financial Group, Inc.	NO	0
.0084	American Financial Group, Inc.	23418	73-0556513	0	0		Mid-Continent Casualty Company	OH	IA	Great American Holding, Inc.	Ownership	100.000	American Financial Group, Inc.	NO	0
.0084	American Financial Group, Inc.	15380	73-1406844	0	0		Mid-Continent Assurance Company	OH	IA	Mid-Continent Casualty Company	Ownership	100.000	American Financial Group, Inc.	NO	0
.0084	American Financial Group, Inc.	13794	38-3803661	0	0		Mid-Continent Excess and Surplus Insurance Company	OH	IA	Mid-Continent Casualty Company	Ownership	100.000	American Financial Group, Inc.	NO	0
.0000		00000	30-0571535	0	0		Mid-Continent Specialty Insurance Services, Inc.	OK	NIA	Mid-Continent Casualty Company	Ownership	100.000	American Financial Group, Inc.	NO	0
.0084	American Financial Group, Inc.	23426	73-0773259	0	0		Oklahoma Surety Company	OH	IA	Mid-Continent Casualty Company	Ownership	100.000	American Financial Group, Inc.	NO	0
.0000		00000	34-1607394	0	0		National Interstate Corporation	OH	NIA	Great American Holding, Inc.	Ownership	100.000	American Financial Group, Inc.	NO	0
.0000		00000	34-1899058	0	0		American Highways Insurance Agency, Inc.	OH	NIA	National Interstate Corporation	Ownership	100.000	American Financial Group, Inc.	NO	0
.0000		00000	31-1548235	0	0		Explorer RV Insurance Agency, Inc.	OH	NIA	National Interstate Corporation	Ownership	100.000	American Financial Group, Inc.	NO	0
.0000		00000	98-0191335	0	0		Hudson Indemnity, Ltd.	CYM	IA	National Interstate Corporation	Ownership	100.000	American Financial Group, Inc.	NO	0
.0000		00000	34-1607396	0	0		National Interstate Insurance Agency, Inc.	OH	NIA	National Interstate Corporation	Ownership	100.000	American Financial Group, Inc.	NO	0
.0000		00000	36-4670968	0	0		Commercial For Hire Transportation Purchasing Group	SC	NIA	National Interstate Insurance Agency, Inc.	Management	0.000	American Financial Group, Inc.	NO	2
.0084	American Financial Group, Inc.	32620	34-1607395	0	0		National Interstate Insurance Company	OH	IA	National Interstate Corporation	Ownership	100.000	American Financial Group, Inc.	NO	0
.0084	American Financial Group, Inc.	11051	99-0345306	0	0		National Interstate Insurance Company of Hawaii, Inc.	OH	IA	National Interstate Corporation	Ownership	100.000	American Financial Group, Inc.	NO	0
.0000		00000	43-1254631	0	0		TransProtection Service Company	MO	NIA	National Interstate Insurance Company	Ownership	100.000	American Financial Group, Inc.	NO	0
.0084	American Financial Group, Inc.	41106	95-3623282	0	0		Triumphe Casualty Company	OH	IA	National Interstate Insurance Company	Ownership	100.000	American Financial Group, Inc.	NO	0
.0084	American Financial Group, Inc.	21172	86-0114294	0	0		Vanliner Insurance Company	OH	IA	National Interstate Insurance Company	Ownership	100.000	American Financial Group, Inc.	NO	0
.0000		00000	20-5546054	0	0		Safety Claims & Litigation Services, LLC	MT	NIA	National Interstate Corporation	Ownership	100.000	American Financial Group, Inc.	NO	0
.0000		00000	46-4570914	0	0		Safety, Claims and Litigation Services, LLC	OH	NIA	National Interstate Corporation	Ownership	100.000	American Financial Group, Inc.	NO	0
.0000		00000	87-1038842	0	0		Radion Insurance Holdings, LLC	DE	NIA	Great American Holding, Inc.	Ownership	32.000	American Financial Group, Inc.	NO	0
.0000		00000	87-1053786	0	0		Radion Health, Inc.	DE	NIA	Radion Insurance Holdings, LLC	Ownership	100.000	American Financial Group, Inc.	NO	0
.0000		00000		0	0		Radion Re, Inc.	CYM	NIA	Radion Insurance Holdings, LLC	Ownership	100.000	American Financial Group, Inc.	NO	0
.0000		00000	59-1683711	0	0		Summit Consulting, LLC	FL	NIA	Great American Holding, Inc.	Ownership	100.000	American Financial Group, Inc.	NO	0
.0000		00000	59-3385208	0	0		Heritage Summit Healthcare, LLC	FL	NIA	Summit Consulting, LLC	Ownership	100.000	American Financial Group, Inc.	NO	0
.0084	American Financial Group, Inc.	16691	31-0501234	0	0		Great American Insurance Company	OH	UDP	American Financial Group, Inc.	Ownership	100.000	American Financial Group, Inc.	NO	0
.0084	American Financial Group, Inc.	37990	31-0973761	0	0		American Empire Insurance Company	OH	IA	Great American Insurance Company	Ownership	100.000	American Financial Group, Inc.	NO	0

ANNUAL STATEMENT FOR THE YEAR 2023 OF THE GREAT AMERICAN RISK SOLUTIONS SURPLUS LINES INSURANCE COMPANY

SCHEDULE Y
PART 1A - DETAIL OF INSURANCE HOLDING COMPANY SYSTEM

1	2	3	4	5	6	7	8	9	10	11	12	13	14	15	16
Group Code	Group Name	NAIC Company Code	ID Number	Federal RSSD	CIK	Name of Securities Exchange if Publicly Traded (U.S. or International)	Names of Parent, Subsidiaries Or Affiliates	Domi-ciliary Location	Relation-ship to Reporting Entity	Directly Controlled by (Name of Entity/Person)	Type of Control (Ownership, Board, Management, Attorney-in-Fact, Influence, Other)	If Control is Ownership Provide Percen-tage	Ultimate Controlling Entity(ies)/Person(s)	Is an SCA Filing Re-quired? (Yes/No)	*
.0000		00000	31-1463075	0	0		American Signature Underwriters, Inc.	..OH.....	NIA.....	Great American Insurance Company	Ownership.....	100.000	American Financial Group, Inc.	...NO.....	0
.0000		00000	59-2840291	0	0		Brothers Property Corporation	..OH.....	NIA.....	Great American Insurance Company	Ownership.....	100.000	American Financial Group, Inc.	...NO.....	0
.0000		00000	59-2840294	0	0		Brothers Property Management Corporation	..OH.....	NIA.....	Brothers Property Corporation	Ownership.....	100.000	American Financial Group, Inc.	...NO.....	0
.0000		00000	31-1277904	0	0		Crop Managers Insurance Agency, Inc.	..KS.....	NIA.....	Great American Insurance Company	Ownership.....	100.000	American Financial Group, Inc.	...NO.....	0
.0000		00000	83-1767590	0	0		CropSurance Agency, LLC	..OH.....	NIA.....	Great American Insurance Company	Ownership.....	100.000	American Financial Group, Inc.	...NO.....	0
.0000		00000	31-0589001	0	0		Dempsey & Siders Agency, Inc.	..OH.....	NIA.....	Great American Insurance Company	Ownership.....	100.000	American Financial Group, Inc.	...NO.....	0
.0000		00000	84-2358400	0	0		Human and Social Services Risk Purchasing Group, LLC	..OH.....	NIA.....	Dempsey & Siders Agency, Inc.	Ownership.....	100.000	American Financial Group, Inc.	...NO.....	0
.0000		00000	31-1341668	0	0		Eden Park Insurance Brokers, Inc.	..CA.....	NIA.....	Great American Insurance Company	Ownership.....	100.000	American Financial Group, Inc.	...NO.....	0
.0000		00000		0	0		El Aguila, Compañía de Seguros, S.A. de C.V.								
.0000		00000		0	0			..MEX.....	..IA.....	Great American Insurance Company	Ownership.....	100.000	American Financial Group, Inc.	...YES.....	0
.0000		00000		0	0		Foreign Credit Insurance Association	..NY.....	..OTH.....	Great American Insurance Company	Management.....	0.000	American Financial Group, Inc.	...NO.....	2
.0000		00000	81-0814136	0	0		GAI Mexico Holdings, LLC	..DE.....	NIA.....	Great American Insurance Company	Ownership.....	100.000	American Financial Group, Inc.	...NO.....	0
.0000		00000	31-1753938	0	0		GAI Warranty Company	..OH.....	NIA.....	Great American Insurance Company	Ownership.....	100.000	American Financial Group, Inc.	...NO.....	0
.0000		00000	31-1765544	0	0		GAI Warranty Company of Florida	..FL.....	NIA.....	GAI Warranty Company	Ownership.....	100.000	American Financial Group, Inc.	...NO.....	0
.0000		00000	61-1329718	0	0		Global Premier Finance Company	..OH.....	NIA.....	Great American Insurance Company	Ownership.....	100.000	American Financial Group, Inc.	...NO.....	0
.0084	American Financial Group, Inc.	26832	95-1542353	0	0		Great American Alliance Insurance Company	..OH.....	..IA.....	Great American Insurance Company	Ownership.....	100.000	American Financial Group, Inc.	...NO.....	0
.0084	American Financial Group, Inc.	26344	15-6020948	0	0		Great American Assurance Company	..OH.....	..IA.....	Great American Insurance Company	Ownership.....	100.000	American Financial Group, Inc.	...NO.....	0
.0084	American Financial Group, Inc.	39896	61-0983091	0	0		Great American Casualty Insurance Company	..OH.....	..IA.....	Great American Insurance Company	Ownership.....	100.000	American Financial Group, Inc.	...NO.....	0
.0084	American Financial Group, Inc.	37532	31-0954439	0	0		Great American E & S Insurance Company	..OH.....	..IA.....	Great American Insurance Company	Ownership.....	100.000	American Financial Group, Inc.	...NO.....	0
.0084	American Financial Group, Inc.	41858	31-1036473	0	0		Great American Fidelity Insurance Company	..OH.....	..IA.....	Great American Insurance Company	Ownership.....	100.000	American Financial Group, Inc.	...NO.....	0
.0000		00000	31-1652643	0	0		Great American Insurance Agency, Inc.	..OH.....	NIA.....	Great American Insurance Company	Ownership.....	100.000	American Financial Group, Inc.	...NO.....	0
.0084	American Financial Group, Inc.	22136	13-5539046	0	0		Great American Insurance Company of New York	..NY.....	..IA.....	Great American Insurance Company	Ownership.....	100.000	American Financial Group, Inc.	...NO.....	0
.0000		00000	31-0856644	0	0		Great American Management Services, Inc.	..OH.....	NIA.....	Great American Insurance Company	Ownership.....	100.000	American Financial Group, Inc.	...NO.....	0
.0084	American Financial Group, Inc.	38580	31-1288778	0	0		Great American Protection Insurance Company	..OH.....	..IA.....	Great American Insurance Company	Ownership.....	100.000	American Financial Group, Inc.	...NO.....	0
.0000		00000	31-0918893	0	0		Great American Re Inc.	..DE.....	NIA.....	Great American Insurance Company	Ownership.....	100.000	American Financial Group, Inc.	...NO.....	0
.0084	American Financial Group, Inc.	35351	31-0912199	0	0		Great American Risk Solutions Surplus Lines Insurance Company	..OH.....	..RE.....	Great American Insurance Company	Ownership.....	100.000	American Financial Group, Inc.	...NO.....	0
.0084	American Financial Group, Inc.	31135	31-1209419	0	0		Great American Security Insurance Company	..OH.....	..IA.....	Great American Insurance Company	Ownership.....	100.000	American Financial Group, Inc.	...NO.....	0
.0084	American Financial Group, Inc.	33723	31-1237970	0	0		Great American Spirit Insurance Company	..OH.....	..IA.....	Great American Insurance Company	Ownership.....	100.000	American Financial Group, Inc.	...NO.....	0
.0000		00000	31-1293064	0	0		Professional Risk Brokers, Inc.	..IL.....	NIA.....	Great American Insurance Company	Ownership.....	100.000	American Financial Group, Inc.	...NO.....	0
.0000		00000		0	0		Shelter Rock Holdings, LLC	..OH.....	NIA.....	Great American Insurance Company	Ownership.....	100.000	American Financial Group, Inc.	...NO.....	0
.0000		00000	88-1379846	0	0		Trusted Coverage Professionals Agency, LLC	..OH.....	NIA.....	Great American Insurance Company	Ownership.....	100.000	American Financial Group, Inc.	...NO.....	0
.0000		00000		0	0		Westline Industrial, LLC	..OH.....	NIA.....	Great American Insurance Company	Ownership.....	100.000	American Financial Group, Inc.	...NO.....	0
.0000		00000	31-1544320	0	0001042046	NYSE	American Financial Group, Inc.	..OH.....	..UIP.....		Ownership.....	0.000		...NO.....	0
.0000		00000	86-3438529	0	0		AFG Real Estate Holding Company, LLC	..OH.....	NIA.....	American Financial Group, Inc.	Ownership.....	100.000	American Financial Group, Inc.	...NO.....	0
.0000		00000	84-4395026	0	0		Bay Bridge Holding Company, LLC	..MD.....	NIA.....	AFG Real Estate Holding Company, LLC	Ownership.....	65.000	American Financial Group, Inc.	...NO.....	1
.0000		00000	84-4395026	0	0		Bay Bridge Holding Company, LLC	..MD.....	NIA.....	Great American Insurance Company	Ownership.....	35.000	American Financial Group, Inc.	...NO.....	1
.0000		00000	27-4078277	0	0		Bay Bridge Marina Hemingway's Restaurant, LLC	..MD.....	NIA.....	Bay Bridge Holding Company, LLC	Ownership.....	85.000	American Financial Group, Inc.	...NO.....	0
.0000		00000	27-0513333	0	0		Bay Bridge Marina Management, LLC	..MD.....	NIA.....	Bay Bridge Holding Company, LLC	Ownership.....	85.000	American Financial Group, Inc.	...NO.....	0
.0000		00000	20-4604276	0	0		GALIC – Bay Bridge Marina, LLC	..MD.....	NIA.....	Bay Bridge Marina Management, LLC	Ownership.....	100.000	American Financial Group, Inc.	...NO.....	0
.0000		00000	84-3355051	0	0		Charleston Harbor Holding Company, LLC	..SC.....	NIA.....	AFG Real Estate Holding Company, LLC	Ownership.....	50.000	American Financial Group, Inc.	...NO.....	1
.0000		00000	84-3355051	0	0		Charleston Harbor Holding Company, LLC	..SC.....	NIA.....	Great American Insurance Company	Ownership.....	50.000	American Financial Group, Inc.	...NO.....	1
.0000		00000	81-3737639	0	0		Charleston Harbor Fishing, LLC	..SC.....	NIA.....	Charleston Harbor Holding Company, LLC	Ownership.....	100.000	American Financial Group, Inc.	...NO.....	0
.0000		00000	84-4574243	0	0		Mountain View Grand Holding Company, LLC	..NH.....	NIA.....	AFG Real Estate Holding Company, LLC	Ownership.....	65.000	American Financial Group, Inc.	...NO.....	1
.0000		00000	84-4574243	0	0		Mountain View Grand Holding Company, LLC	..NH.....	NIA.....	Great American Insurance Company	Ownership.....	35.000	American Financial Group, Inc.	...NO.....	1
.0000		00000	86-3225970	0	0		Sailfish Holding Company, LLC	..FL.....	NIA.....	AFG Real Estate Holding Company, LLC	Ownership.....	100.000	American Financial Group, Inc.	...NO.....	0

ANNUAL STATEMENT FOR THE YEAR 2023 OF THE GREAT AMERICAN RISK SOLUTIONS SURPLUS LINES INSURANCE COMPANY

SCHEDULE Y
PART 1A - DETAIL OF INSURANCE HOLDING COMPANY SYSTEM

1	2	3	4	5	6	7	8	9	10	11	12	13	14	15	16
Group Code	Group Name	NAIC Company Code	ID Number	Federal RSSD	CIK	Name of Securities Exchange if Publicly Traded (U.S. or International)	Names of Parent, Subsidiaries Or Affiliates	Domi-ciliary Location	Relation-ship to Reporting Entity	Directly Controlled by (Name of Entity/Person)	Type of Control (Ownership, Board, Management, Attorney-in-Fact, Influence, Other)	If Control is Owner-ship Provide Percen-tage	Ultimate Controlling Entity(ies)/Person(s)	Is an SCA Filing Re-quired? (Yes/No)	*
.0000		00000	84-2654660	0	0		Skipjack Holding Company, LLC	MD	NIA	AFG Real Estate Holding Company, LLC	Ownership	100.000	American Financial Group, Inc.	NO	0
.0000		00000	52-2179330	0	0		Skipjack Marina Corp.	MD	NIA	Skipjack Holding Company, LLC	Ownership	100.000	American Financial Group, Inc.	NO	0
.0000		00000	31-0996797	0	0		American Financial Enterprises, Inc.	CT	NIA	American Financial Group, Inc.	Ownership	100.000	American Financial Group, Inc.	NO	0
.0000		00000	31-0828578	0	0		American Money Management Corporation	OH	NIA	American Financial Group, Inc.	Ownership	100.000	American Financial Group, Inc.	NO	0
.0000		00000	27-1577326	0	0		American Real Estate Capital Company, LLC	OH	NIA	American Money Management Corporation	Ownership	100.000	American Financial Group, Inc.	NO	0
.0000		00000	27-2829629	0	0		Mid-Market Capital Partners, LLC	DE	NIA	American Money Management Corporation	Ownership	100.000	American Financial Group, Inc.	NO	0
.0000		00000	41-2112001	0	0		APU Holding Company	OH	NIA	American Financial Group, Inc.	Ownership	100.000	American Financial Group, Inc.	NO	0
.0000		00000	23-6000765	0	0		American Premier Underwriters, Inc.	PA	NIA	APU Holding Company	Ownership	100.000	American Financial Group, Inc.	NO	0
.0000		00000	13-6400464	0	0		Lehigh Valley Railroad Company	PA	NIA	American Premier Underwriters, Inc.	Ownership	100.000	American Financial Group, Inc.	NO	0
.0000		00000	46-1665396	0	0		Pennsylvania Lehigh Oil & Gas Holdings LLC	PA	NIA	Lehigh Valley Railroad Company	Ownership	100.000	American Financial Group, Inc.	NO	0
.0000		00000	20-1548213	0	0		Magnolia Alabama Holdings, Inc.	DE	NIA	American Premier Underwriters, Inc.	Ownership	100.000	American Financial Group, Inc.	NO	0
.0000		00000	20-1574094	0	0		Magnolia Alabama Holdings LLC	AL	NIA	Magnolia Alabama Holdings, Inc.	Ownership	100.000	American Financial Group, Inc.	NO	0
.0000		00000	46-1852532	0	0		Michigan Oil & Gas Holdings, LLC	MI	NIA	American Premier Underwriters, Inc.	Ownership	100.000	American Financial Group, Inc.	NO	0
.0000		00000	46-1480078	0	0		Ohio Oil & Gas Holdings, LLC	OH	NIA	American Premier Underwriters, Inc.	Ownership	100.000	American Financial Group, Inc.	NO	0
.0000		00000	13-6021353	0	0		The Owasco River Railway, Inc.	NY	NIA	American Premier Underwriters, Inc.	Ownership	100.000	American Financial Group, Inc.	NO	0
.0000		00000	76-0080537	0	0		PCC Technical Industries, Inc.	DE	NIA	American Premier Underwriters, Inc.	Ownership	100.000	American Financial Group, Inc.	NO	0
.0000		00000	46-3246684	0	0		Pennsylvania Oil & Gas Holdings, LLC	PA	NIA	American Premier Underwriters, Inc.	Ownership	100.000	American Financial Group, Inc.	NO	0
.0000		00000	23-6000766	0	0		Pennsylvania-Reading Seashore Lines	NJ	NIA	American Premier Underwriters, Inc.	Ownership	66.670	American Financial Group, Inc.	NO	0
.0000		00000	98-1073776	0	0		GAI Insurance Company, Ltd.	BMJ	IA	APU Holding Company	Ownership	100.000	American Financial Group, Inc.	NO	0
.0000		00000	31-1446308	0	0		Hangar Acquisition Corp.	OH	NIA	APU Holding Company	Ownership	100.000	American Financial Group, Inc.	NO	0
.0000		00000	91-1242743	0	0		Premier Lease & Loan Services Insurance Agency, Inc.	WA	NIA	APU Holding Company	Ownership	100.000	American Financial Group, Inc.	NO	0
.0000		00000	91-1508644	0	0		Premier Lease & Loan Services of Canada, Inc.	WA	NIA	APU Holding Company	Ownership	100.000	American Financial Group, Inc.	NO	0
.0000		00000	31-0823725	0	0		Dixie Terminal Corporation	OH	NIA	American Financial Group, Inc.	Ownership	100.000	American Financial Group, Inc.	NO	0
.0000		00000	06-1356481	0	0		Great American Financial Resources, Inc.	DE	NIA	American Financial Group, Inc.	Ownership	100.000	American Financial Group, Inc.	NO	0
.0000		00000	34-1017531	0	0		Ceres Group, Inc.	DE	NIA	Great American Financial Resources, Inc.	Ownership	100.000	American Financial Group, Inc.	NO	0
.0000		00000	47-0717079	0	0		Continental General Corporation	NE	NIA	Ceres Group, Inc.	Ownership	100.000	American Financial Group, Inc.	NO	0
.0000		00000	34-1947042	0	0		QQAgency of Texas, Inc.	TX	NIA	Ceres Group, Inc.	Ownership	100.000	American Financial Group, Inc.	NO	0
.0000		00000	20-1246122	0	0		Brothers Management, LLC	FL	NIA	Great American Financial Resources, Inc.	Ownership	100.000	American Financial Group, Inc.	NO	0
.0000		00000	31-1391777	0	0		GALIC Brothers, Inc.	OH	NIA	Great American Financial Resources, Inc.	Ownership	100.000	American Financial Group, Inc.	NO	0
.0000		00000		0	0		Helium Holdings Limited	BMJ	NIA	American Financial Group, Inc.	Ownership	100.000	American Financial Group, Inc.	NO	0
.0000		00000	31-0686194	0	0		One East Fourth, Inc.	OH	NIA	American Financial Group, Inc.	Ownership	100.000	American Financial Group, Inc.	NO	0
.0000		00000	31-1119320	0	0		TEJ Holdings, Inc.	OH	NIA	American Financial Group, Inc.	Ownership	100.000	American Financial Group, Inc.	NO	0
.0000		00000	31-0728327	0	0		Three East Fourth, Inc.	OH	NIA	American Financial Group, Inc.	Ownership	100.000	American Financial Group, Inc.	NO	0
.0000		00000	81-4361220	0	0		Verikai Inc.	DE	NIA	American Financial Group, Inc.	Ownership	100.000	American Financial Group, Inc.	NO	0
.0000		00000	42-1575938	0	0		Great American Holding, Inc.	OH	NIA	American Financial Group, Inc.	Ownership	100.000	American Financial Group, Inc.	NO	0
.0000		00000	80-0333563	0	0		ABA Insurance Services, Inc.	OH	NIA	Great American Holding, Inc.	Ownership	100.000	American Financial Group, Inc.	NO	0
.0000		00000	27-3062314	0	0		Agricultural Services, LLC	OH	NIA	Great American Holding, Inc.	Ownership	100.000	American Financial Group, Inc.	NO	0
.0000		00000	39-1404033	0	0		Farmers Crop Insurance Alliance, Inc.	KS	NIA	Great American Holding, Inc.	Ownership	100.000	American Financial Group, Inc.	NO	0
.0000		00000	37-1122370	0	0		Crop Risk Services	IL	NIA	Farmers Crop Insurance Alliance, Inc.	Ownership	100.000	American Financial Group, Inc.	NO	0
.0084	American Financial Group, Inc.	10646	36-4079497	0	0		Great American Contemporary Insurance Company	OH	IA	Great American Holding, Inc.	Ownership	100.000	American Financial Group, Inc.	NO	0
.0084	American Financial Group, Inc.	10701	59-1835212	0	0		Bridgefield Employers Insurance Company	FL	IA	Great American Contemporary Insurance Company	Ownership	100.000	American Financial Group, Inc.	NO	0
.0084	American Financial Group, Inc.	10335	59-3269531	0	0		Bridgefield Casualty Insurance Company	FL	IA	Bridgefield Employers Insurance Company	Ownership	100.000	American Financial Group, Inc.	NO	0
.0084	American Financial Group, Inc.	16618	83-1694393	0	0		Bridgefield Indemnity Insurance Company	OH	IA	Bridgefield Employers Insurance Company	Ownership	100.000	American Financial Group, Inc.	NO	0
.0084	American Financial Group, Inc.	22179	95-2801326	0	0		Republic Indemnity Company of America	CA	IA	Great American Contemporary Insurance Company	Ownership	100.000	American Financial Group, Inc.	NO	0
.0084	American Financial Group, Inc.	43753	31-1054123	0	0		Republic Indemnity Company of California	CA	IA	Republic Indemnity Company of America	Ownership	100.000	American Financial Group, Inc.	NO	0

ANNUAL STATEMENT FOR THE YEAR 2023 OF THE GREAT AMERICAN RISK SOLUTIONS SURPLUS LINES INSURANCE COMPANY

SCHEDULE Y
PART 1A - DETAIL OF INSURANCE HOLDING COMPANY SYSTEM

1	2	3	4	5	6	7	8	9	10	11	12	13	14	15	16
Group Code	Group Name	NAIC Company Code	ID Number	Federal RSSD	CIK	Name of Securities Exchange if Publicly Traded (U.S. or International)	Names of Parent, Subsidiaries Or Affiliates	Domi-ciliary Location	Relation-ship to Reporting Entity	Directly Controlled by (Name of Entity/Person)	Type of Control (Ownership, Board, Management, Attorney-in-Fact, Influence, Other)	If Control is Owner-ship Provide Percen-tage	Ultimate Controlling Entity(ies)/Person(s)	Is an SCA Filing Re-quired? (Yes/No)	*
.0000		.00000		0	0		Great American Holding (Europe) Limited	..GBRNIA	Great American Holding, Inc.	Ownership	100.000	American Financial Group, Inc.	...NO	...0
.0000		.00000		0	0		Great American Europe Limited	..GBRNIA	Great American Holding (Europe) Limited	Ownership	100.000	American Financial Group, Inc.	...NO	...0
.0000		.00000	AA-1784136	0	0		Great American International Insurance (EU) Designated Activity Company	..IRLIA	Great American Europe Limited	Ownership	100.000	American Financial Group, Inc.	...NO	...0
.0000		.00000	AA-1120817	0	0		Great American International Insurance (UK) Limited	..GBRIA	Great American Europe Limited	Ownership	100.000	American Financial Group, Inc.	...NO	...0
.0084	American Financial Group, Inc.	.23418	73-0556513	0	0		Mid-Continent Casualty Company	..OHIA	Great American Holding, Inc.	Ownership	100.000	American Financial Group, Inc.	...NO	...0
.0084	American Financial Group, Inc.	.15380	73-1406844	0	0		Mid-Continent Assurance Company	..OHIA	Mid-Continent Casualty Company	Ownership	100.000	American Financial Group, Inc.	...NO	...0
.0084	American Financial Group, Inc.	.13794	38-3803661	0	0		Mid-Continent Excess and Surplus Insurance Company	..OHIA	Mid-Continent Casualty Company	Ownership	100.000	American Financial Group, Inc.	...NO	...0
.0000		.00000	30-0571535	0	0		Mid-Continent Specialty Insurance Services, Inc.	..OKNIA	Mid-Continent Casualty Company	Ownership	100.000	American Financial Group, Inc.	...NO	...0
.0084	American Financial Group, Inc.	.23426	73-0773259	0	0		Oklahoma Surety Company	..OHIA	Mid-Continent Casualty Company	Ownership	100.000	American Financial Group, Inc.	...NO	...0
.0000		.00000	34-1607394	0	0		National Interstate Corporation	..OHNIA	Great American Holding, Inc.	Ownership	100.000	American Financial Group, Inc.	...NO	...0
.0000		.00000	34-1899058	0	0		American Highways Insurance Agency, Inc.	..OHNIA	National Interstate Corporation	Ownership	100.000	American Financial Group, Inc.	...NO	...0
.0000		.00000	31-1548235	0	0		Explorer RV Insurance Agency, Inc.	..OHNIA	National Interstate Corporation	Ownership	100.000	American Financial Group, Inc.	...NO	...0
.0000		.00000	98-0191335	0	0		Hudson Indemnity, Ltd.	..CYMIA	National Interstate Corporation	Ownership	100.000	American Financial Group, Inc.	...NO	...0
.0000		.00000	34-1607396	0	0		National Interstate Insurance Agency, Inc.	..OHNIA	National Interstate Corporation	Ownership	100.000	American Financial Group, Inc.	...NO	...0
.0000		.00000	36-4670968	0	0		Commercial For Hire Transportation Purchasing Group	..SCNIA	National Interstate Insurance Agency, Inc.	Management	0.000	American Financial Group, Inc.	...NO	...2
.0084	American Financial Group, Inc.	.32620	34-1607395	0	0		National Interstate Insurance Company	..OHIA	National Interstate Corporation	Ownership	100.000	American Financial Group, Inc.	...NO	...0
.0084	American Financial Group, Inc.	.11051	99-0345306	0	0		National Interstate Insurance Company of Hawaii, Inc.	..OHIA	National Interstate Insurance Company	Ownership	100.000	American Financial Group, Inc.	...NO	...0
.0000		.00000	43-1254631	0	0		TransProtection Service Company	..MONIA	National Interstate Insurance Company	Ownership	100.000	American Financial Group, Inc.	...NO	...0
.0084	American Financial Group, Inc.	.41106	95-3623282	0	0		Triumphe Casualty Company	..OHIA	National Interstate Insurance Company	Ownership	100.000	American Financial Group, Inc.	...NO	...0
.0084	American Financial Group, Inc.	.21172	86-0114294	0	0		Vanliner Insurance Company	..OHIA	National Interstate Insurance Company	Ownership	100.000	American Financial Group, Inc.	...NO	...0
.0000		.00000	20-5546054	0	0		Safety Claims & Litigation Services, LLC	..MTNIA	National Interstate Corporation	Ownership	100.000	American Financial Group, Inc.	...NO	...0
.0000		.00000	46-4570914	0	0		Safety, Claims and Litigation Services, LLC	..OHNIA	National Interstate Corporation	Ownership	100.000	American Financial Group, Inc.	...NO	...0
.0000		.00000	87-1038842	0	0		Radion Insurance Holdings, LLC	..DENIA	Great American Holding, Inc.	Ownership	32.000	American Financial Group, Inc.	...NO	...0
.0000		.00000	87-1053786	0	0		Radion Health, Inc.	..DENIA	Radion Insurance Holdings, LLC	Ownership	100.000	American Financial Group, Inc.	...NO	...0
.0000		.00000		0	0		Radion Re, Inc.	..CYMNIA	Radion Insurance Holdings, LLC	Ownership	100.000	American Financial Group, Inc.	...NO	...0
.0000		.00000	59-1683711	0	0		Summit Consulting, LLC	..FLNIA	Great American Holding, Inc.	Ownership	100.000	American Financial Group, Inc.	...NO	...0
.0000		.00000	59-3385208	0	0		Heritage Summit Healthcare, LLC	..FLNIA	Summit Consulting, LLC	Ownership	100.000	American Financial Group, Inc.	...NO	...0
.0084	American Financial Group, Inc.	.16691	31-0501234	0	0		Great American Insurance Company	..OHUDP	American Financial Group, Inc.	Ownership	100.000	American Financial Group, Inc.	...NO	...0
.0084	American Financial Group, Inc.	.37990	31-0973761	0	0		American Empire Insurance Company	..OHIA	Great American Insurance Company	Ownership	100.000	American Financial Group, Inc.	...NO	...0
.0000		.00000	31-1463075	0	0		American Signature Underwriters, Inc.	..OHNIA	Great American Insurance Company	Ownership	100.000	American Financial Group, Inc.	...NO	...0
.0000		.00000	59-2840291	0	0		Brothers Property Corporation	..OHNIA	Great American Insurance Company	Ownership	100.000	American Financial Group, Inc.	...NO	...0
.0000		.00000	59-2840294	0	0		Brothers Property Management Corporation	..OHNIA	Brothers Property Corporation	Ownership	100.000	American Financial Group, Inc.	...NO	...0
.0000		.00000	31-1277904	0	0		Crop Managers Insurance Agency, Inc.	..KSNIA	Great American Insurance Company	Ownership	100.000	American Financial Group, Inc.	...NO	...0
.0000		.00000	83-1767590	0	0		CropSurance Agency, LLC	..OHNIA	Great American Insurance Company	Ownership	100.000	American Financial Group, Inc.	...NO	...0
.0000		.00000	31-0589001	0	0		Dempsey & Siders Agency, Inc.	..OHNIA	Great American Insurance Company	Ownership	100.000	American Financial Group, Inc.	...NO	...0
.0000		.00000	84-2358400	0	0		Human and Social Services Risk Purchasing Group, LLC	..OHNIA	Dempsey & Siders Agency, Inc.	Ownership	100.000	American Financial Group, Inc.	...NO	...0
.0000		.00000	31-1341668	0	0		Eden Park Insurance Brokers, Inc.	..CANIA	Great American Insurance Company	Ownership	100.000	American Financial Group, Inc.	...NO	...0
.0000		.00000		0	0		El Aguila, Compañia de Seguros, S.A. de C.V.	..MEXIA	Great American Insurance Company	Ownership	100.000	American Financial Group, Inc.	...YES	...0
.0000		.00000		0	0		Foreign Credit Insurance Association	..NYOTH	Great American Insurance Company	Management	0.000	American Financial Group, Inc.	...NO	...2
.0000		.00000	81-0814136	0	0		GAI Mexico Holdings, LLC	..DENIA	Great American Insurance Company	Ownership	100.000	American Financial Group, Inc.	...NO	...0
.0000		.00000	31-1753938	0	0		GAI Warranty Company	..OHNIA	Great American Insurance Company	Ownership	100.000	American Financial Group, Inc.	...NO	...0
.0000		.00000	31-1765544	0	0		GAI Warranty Company of Florida	..FLNIA	GAI Warranty Company	Ownership	100.000	American Financial Group, Inc.	...NO	...0

ANNUAL STATEMENT FOR THE YEAR 2023 OF THE GREAT AMERICAN RISK SOLUTIONS SURPLUS LINES INSURANCE COMPANY

SCHEDULE Y
PART 1A - DETAIL OF INSURANCE HOLDING COMPANY SYSTEM

1	2	3	4	5	6	7	8	9	10	11	12 Type of Control (Ownership, Board, Management, Attorney-in-Fact, Influence, Other)	13 If Control is Owner- ship Provide Percen- tage	14 Ultimate Controlling Entity(ies)/Person(s)	15 Is an SCA Filing Re- quired? (Yes/No)	16 *
Group Code	Group Name	NAIC Company Code	ID Number	Federal RSSD	CIK	Name of Securities Exchange if Publicly Traded (U.S. or International)	Names of Parent, Subsidiaries Or Affiliates	Domi- ciliary Loca- tion	Relation- ship to Reporting Entity	Directly Controlled by (Name of Entity/Person)					
. 0000 00000 ...	61-1329718 ..	0	0	Global Premier Finance Company OH..... NIA.....	Great American Insurance Company	Ownership.....	100.000 ...	American Financial Group, Inc. NO.....	... 0
. 0084 ...	American Financial Group, Inc. 26832 ...	95-1542353 ..	0	0	Great American Alliance Insurance Company OH..... IA.....	Great American Insurance Company	Ownership.....	100.000 ...	American Financial Group, Inc. NO.....	... 0
. 0084 ...	American Financial Group, Inc. 26344 ...	15-6020948 ..	0	0	Great American Assurance Company OH..... IA.....	Great American Insurance Company	Ownership.....	100.000 ...	American Financial Group, Inc. NO.....	... 0
. 0084 ...	American Financial Group, Inc. 39896 ...	61-0983091 ..	0	0	Great American Casualty Insurance Company OH..... IA.....	Great American Insurance Company	Ownership.....	100.000 ...	American Financial Group, Inc. NO.....	... 0
. 0084 ...	American Financial Group, Inc. 37532 ...	31-0954439 ..	0	0	Great American E & S Insurance Company OH..... IA.....	Great American Insurance Company	Ownership.....	100.000 ...	American Financial Group, Inc. NO.....	... 0
. 0084 ...	American Financial Group, Inc. 41858 ...	31-1036473 ..	0	0	Great American Fidelity Insurance Company OH..... IA.....	Great American Insurance Company	Ownership.....	100.000 ...	American Financial Group, Inc. NO.....	... 0
. 0000 00000 ...	31-1652643 ..	0	0	Great American Insurance Agency, Inc. OH..... NIA.....	Great American Insurance Company	Ownership.....	100.000 ...	American Financial Group, Inc. NO.....	... 0
. 0084 ...	American Financial Group, Inc. 22136 ...	13-5539046 ..	0	0	Great American Insurance Company of New York	.. NY..... IA.....	Great American Insurance Company	Ownership.....	100.000 ...	American Financial Group, Inc. NO.....	... 0
. 0000 00000 ...	31-0856644 ..	0	0	Great American Management Services, Inc. OH..... NIA.....	Great American Insurance Company	Ownership.....	100.000 ...	American Financial Group, Inc. NO.....	... 0
. 0084 ...	American Financial Group, Inc. 38580 ...	31-1288778 ..	0	0	Great American Protection Insurance Company	.. OH..... IA.....	Great American Insurance Company	Ownership.....	100.000 ...	American Financial Group, Inc. NO.....	... 0
. 0000 00000 ...	31-0918893 ..	0	0	Great American Re Inc. DE..... NIA.....	Great American Insurance Company	Ownership.....	100.000 ...	American Financial Group, Inc. NO.....	... 0
. 0084 ...	American Financial Group, Inc. 35351 ...	31-0912199 ..	0	0	Great American Risk Solutions Surplus Lines Insurance Company OH..... RE.....	Great American Insurance Company	Ownership.....	100.000 ...	American Financial Group, Inc. NO.....	... 0
. 0084 ...	American Financial Group, Inc. 31135 ...	31-1209419 ..	0	0	Great American Security Insurance Company OH..... IA.....	Great American Insurance Company	Ownership.....	100.000 ...	American Financial Group, Inc. NO.....	... 0
. 0084 ...	American Financial Group, Inc. 33723 ...	31-1237970 ..	0	0	Great American Spirit Insurance Company OH..... IA.....	Great American Insurance Company	Ownership.....	100.000 ...	American Financial Group, Inc. NO.....	... 0
. 0000 00000 ...	31-1293064 ..	0	0	Professional Risk Brokers, Inc. IL..... NIA.....	Great American Insurance Company	Ownership.....	100.000 ...	American Financial Group, Inc. NO.....	... 0
. 0000 00000	0	0	Shelter Rock Holdings, LLC OH..... NIA.....	Great American Insurance Company	Ownership.....	100.000 ...	American Financial Group, Inc. NO.....	... 0
. 0000 00000 ...	88-1379846 ..	0	0	Trusted Coverage Professionals Agency, LLC OH..... NIA.....	Great American Insurance Company	Ownership.....	100.000 ...	American Financial Group, Inc. NO.....	... 0
. 0000 00000	0	0	Westline Industrial, LLC OH..... NIA.....	Great American Insurance Company	Ownership.....	100.000 ...	American Financial Group, Inc. NO.....	... 0

Asterisk	Explanation
1	The entity is owned by more than one company within the AFG Group.
2	Entity is affiliated but not owned.

SCHEDULE Y
PART 2 - SUMMARY OF INSURER'S TRANSACTIONS WITH ANY AFFILIATES

1	2	3	4	5	6	7	8	9	10	11	12	13
NAIC Company Code	ID Number	Names of Insurers and Parent, Subsidiaries or Affiliates	Shareholder Dividends	Capital Contributions	Purchases, Sales or Exchanges of Loans, Securities, Real Estate, Mortgage Loans or Other Investments	Income/ (Disbursements) Incurred in Connection with Guarantees or Undertakings for the Benefit of any Affiliate(s)	Management Agreements and Service Contracts	Income/ (Disbursements) Incurred Under Reinsurance Agreements	*	Any Other Material Activity Not in the Ordinary Course of the Insurer's Business	Totals	Reinsurance Recoverable/ (Payable) on Losses and/or Reserve Credit Taken/(Liability)
.....00000	31-1544320	American Financial Group, Inc.743,957,114000138,239,75400882,194,1050
.....00000	41-2112001	APU Holding Company4,000,0000000004,000,0000
.....10335	59-3269531	Bridgefield Casualty Insurance Company000000*00(5,262,000)
.....10701	59-1835212	Bridgefield Employers Insurance Company010,957,1140000*010,954,3510
.....00000	El Aguila, Compañía de Seguros, S.A. de C.V.04,000,000000004,000,0000
.....00000	98-1073776	GAI Insurance Company, Ltd.(4,000,000)000000(4,000,000)(4,819,000)
.....	31-1765544	GAI Warranty Company of Florida0000000027,000
.....00000	61-1329718	Global Premier Finance Company(1,200,000)000000(1,200,000)0
.....10646	36-4079497	Great American Contemporary Insurance Company(80,000,000)00000*0(80,000,000)1,227,000
.....00000	42-1575938	Great American Holding, Inc.130,024,544(10,957,114)00000119,070,1930
.....16691	31-0501234	Great American Insurance Company(722,781,658)(4,000,000)00(138,239,754)0*0(865,018,649)(51,494,000)
.....00000	Great American International Insurance (EU) Designated Activity Company0000000045,304,000
.....00000	Great American International Insurance (UK) Limited0000000026,459,000
.....00000	98-0191335	Hudson Indemnity, Ltd.00000000(463,010,000)
.....23418	73-0556513	Mid-Continent Casualty Company(50,000,000)00000*0(50,000,000)(9,175,000)
.....00000	34-1607394	National Interstate Corporation40,000,00000000040,000,0000
.....32620	34-1607395	National Interstate Insurance Company(40,000,000)00000*0(40,000,000)305,046,000
.....11051	99-0345306	National Interstate Insurance Company of Hawaii, Inc.000000*0014,390,000
.....00000	31-1293064	Professional Risk Brokers, Inc.(20,000,000)000000(20,000,000)0
.....22179	95-2801326	Republic Indemnity Company of America000000*00(33,433,000)
.....41106	95-3623282	Triumphe Casualty Company000000*0034,844,000
.....21172	86-0114294	Vanliner Insurance Company000000*00128,236,000
9999999	Control Totals		0	0	0	0	0	0	XXX	0	0	(11,660,000)

ANNUAL STATEMENT FOR THE YEAR 2023 OF THE GREAT AMERICAN RISK SOLUTIONS SURPLUS LINES INSURANCE COMPANY

SCHEDULE Y

PART 3 - ULTIMATE CONTROLLING PARTY AND LISTING OF OTHER U.S. INSURANCE GROUPS OR ENTITIES UNDER THAT ULTIMATE CONTROLLING PARTY'S CONTROL

1	2	3	4	5	6	7	8
		Ownership Percentage Column 2 of Column 1	Granted Disclaimer of Control\ Affiliation of Column 2 Over Column 1 (Yes/No)		U.S. Insurance Groups or Entities Controlled by Column 5	Ownership Percentage (Column 5 of Column 6)	Granted Disclaimer of Control\ Affiliation of Column 5 Over Column 6 (Yes/No)
Insurers in Holding Company	Owners with Greater Than 10% Ownership			Ultimate Controlling Party			
American Empire Insurance Company	Great American Insurance Company	100.000NO.....	American Financial Group, Inc.	N/A0.000NO.....
Bridgefield Casualty Insurance Company	Bridgefield Employers Insurance Company	100.000NO.....	American Financial Group, Inc.	N/A0.000NO.....
Bridgefield Employers Insurance Company	Great American Contemporary Insurance Company	100.000NO.....	American Financial Group, Inc.	N/A0.000NO.....
Bridgefield Indemnity Insurance Company	Bridgefield Employers Insurance Company	100.000NO.....	American Financial Group, Inc.	N/A0.000NO.....
Great American Alliance Insurance Company	Great American Insurance Company	100.000NO.....	American Financial Group, Inc.	N/A0.000NO.....
Great American Assurance Company	Great American Insurance Company	100.000NO.....	American Financial Group, Inc.	N/A0.000NO.....
Great American Casualty Insurance Company	Great American Insurance Company	100.000NO.....	American Financial Group, Inc.	N/A0.000NO.....
Great American Contemporary Insurance Company	Great American Holding, Inc.	100.000NO.....	American Financial Group, Inc.	N/A0.000NO.....
Great American E&S Insurance Company	Great American Insurance Company	100.000NO.....	American Financial Group, Inc.	N/A0.000NO.....
Great American Fidelity Insurance Company	Great American Insurance Company	100.000NO.....	American Financial Group, Inc.	N/A0.000NO.....
Great American Insurance Company	Great American Insurance Company	100.000NO.....	American Financial Group, Inc.	N/A0.000NO.....
Great American Insurance Company of New York	Great American Insurance Company	100.000NO.....	American Financial Group, Inc.	N/A0.000NO.....
Great American Protection Insurance Company	Great American Insurance Company	100.000NO.....	American Financial Group, Inc.	N/A0.000NO.....
Great American Risk Solutions Surplus Lines Insurance Company	Great American Insurance Company	100.000NO.....	American Financial Group, Inc.	N/A0.000NO.....
Great American Security Insurance Company	Great American Insurance Company	100.000NO.....	American Financial Group, Inc.	N/A0.000NO.....
Great American Spirit Insurance Company	Great American Insurance Company	100.000NO.....	American Financial Group, Inc.	N/A0.000NO.....
Mid-Continent Assurance Company	Mid-Continent Casualty Company	100.000NO.....	American Financial Group, Inc.	N/A0.000NO.....
Mid-Continent Casualty Company	Great American Holding, Inc.	100.000NO.....	American Financial Group, Inc.	N/A0.000NO.....
Mid-Continent Excess and Surplus Insurance Company	Mid-Continent Casualty Company	100.000NO.....	American Financial Group, Inc.	N/A0.000NO.....
National Interstate Insurance Company	National Interstate Corporation	100.000NO.....	American Financial Group, Inc.	N/A0.000NO.....
National Interstate Insurance Company of Hawaii, Inc.	National Interstate Insurance Company	100.000NO.....	American Financial Group, Inc.	N/A0.000NO.....
Oklahoma Surety Company	Mid-Continent Casualty Company	100.000NO.....	American Financial Group, Inc.	N/A0.000NO.....
Republic Indemnity Company of America	Great American Contemporary Insurance Company	100.000NO.....	American Financial Group, Inc.	N/A0.000NO.....
Republic Indemnity Company of California	Republic Indemnity Company of America	100.000NO.....	American Financial Group, Inc.	N/A0.000NO.....
Triumphe Casualty Company	National Interstate Insurance Company	100.000NO.....	American Financial Group, Inc.	N/A0.000NO.....
Vanliner Insurance Company	National Interstate Insurance Company	100.000NO.....	American Financial Group, Inc.	N/A0.000NO.....

SUPPLEMENTAL EXHIBITS AND SCHEDULES INTERROGATORIES

REQUIRED FILINGS

The following supplemental reports are required to be filed as part of your statement filing unless specifically waived by the domiciliary state. However, in the event that your domiciliary state waives the filing requirement, your response of **WAIVED** to the specific interrogatory will be accepted in lieu of filing a “NONE” report and a bar code will be printed below. If the supplement is required of your company but is not being filed for whatever reason enter **SEE EXPLANATION** and provide an explanation following the interrogatory questions.

	Responses
MARCH FILING	
1. Will an actuarial opinion be filed by March 1?	YES
2. Will the Supplemental Compensation Exhibit be filed with the state of domicile by March 1?	YES
3. Will the confidential Risk-based Capital Report be filed with the NAIC by March 1?.....	YES
4. Will the confidential Risk-based Capital Report be filed with the state of domicile, if required by March 1?.....	YES
APRIL FILING	
5. Will the Insurance Expense Exhibit be filed with the state of domicile and the NAIC by April 1?	YES
6. Will Management’s Discussion and Analysis be filed by April 1?	YES
7. Will the Supplemental Investment Risk Interrogatories be filed by April 1?	YES
MAY FILING	
8. Will this company be included in a combined annual statement which is filed with the NAIC by May 1?	YES
JUNE FILING	
9. Will an audited financial report be filed by June 1?	YES
10. Will Accountant’s Letter of Qualifications be filed with the state of domicile and electronically with the NAIC by June 1?	YES

SUPPLEMENTAL FILINGS






















The following supplemental reports are required to be filed as part of your annual statement filing **if your company is engaged in the type of business covered by the supplement. However, in the event that your company does not transact the type of business for which the special report must be filed, your response of NO to the specific interrogatory will be accepted in lieu of filing a “NONE” report and a bar code will be printed below.** If the supplement is required of your company but is not being filed for whatever reason enter **SEE EXPLANATION** and provide an explanation following the interrogatory questions.

MARCH FILING	
11. Will Schedule SIS (Stockholder Information Supplement) be filed with the state of domicile by March 1?	NO
12. Will the Financial Guaranty Insurance Exhibit be filed by March 1?.....	NO
13. Will the Medicare Supplement Insurance Experience Exhibit be filed with the state of domicile and the NAIC by March 1?.....	NO
14. Will Supplement A to Schedule T (Medical Professional Liability Supplement) be filed by March 1?	NO
15. Will the Trusteed Surplus Statement be filed with the state of domicile and the NAIC by March 1?	NO
16. Will the Premiums Attributed to Protected Cells Exhibit be filed by March 1?	NO
17. Will the Reinsurance Summary Supplemental Filing for General Interrogatory 9 be filed with the state of domicile and the NAIC by March 1? ...	NO
18. Will the Medicare Part D Coverage Supplement be filed with the state of domicile and the NAIC by March 1?.....	NO
19. Will the confidential Actuarial Opinion Summary be filed with the state of domicile, if required, by March 15 (or the date otherwise specified)?..	YES
20. Will the Reinsurance Attestation Supplement be filed with the state of domicile and the NAIC by March 1?	NO
21. Will the Exceptions to the Reinsurance Attestation Supplement be filed with the state of domicile by March 1?	NO
22. Will the Bail Bond Supplement be filed with the state of domicile and the NAIC by March 1?	NO
23. Will the Director and Officer Insurance Coverage Supplement be filed with the state of domicile and the NAIC by March 1?	NO
24. Will an approval from the reporting entity’s state of domicile for relief related to the five-year rotation requirement for lead audit partner be filed electronically with the NAIC by March 1?	NO
25. Will an approval from the reporting entity’s state of domicile for relief related to the one-year cooling off period for independent CPA be filed electronically with the NAIC by March 1?	NO
26. Will an approval from the reporting entity’s state of domicile for relief related to the Requirements for Audit Committees be filed electronically with the NAIC by March 1?.....	NO
27. Will the Supplemental Schedule for Reinsurance Counterparty Reporting Exception - Asbestos and Pollution Contracts be filed with the state of domicile and the NAIC by March 1?.....	NO
28. Will the Exhibit of Other Liabilities by Lines of Business be filed with the state of domicile and the NAIC by March 1?.....	YES
29. Will the Market Conduct Annual Statement (MCAS) Premium Exhibit for Year be filed with appropriate jurisdictions and with the NAIC by March 1?.....	NO
APRIL FILING	
30. Will the Credit Insurance Experience Exhibit be filed with the state of domicile and the NAIC by April 1?	NO
31. Will the Long-term Care Experience Reporting Forms be filed with the state of domicile and the NAIC by April 1?	NO
32. Will the Accident and Health Policy Experience Exhibit be filed by April 1?	NO
33. Will the Supplemental Health Care Exhibit (Parts 1 and 2) be filed with the state of domicile and the NAIC by April 1?	NO
34. Will the Cybersecurity and Identity Theft Insurance Coverage Supplement be filed with the state of domicile and the NAIC by April 1?	NO
35. Will the Life, Health & Annuity Guaranty Association Assessable Premium Exhibit - Parts 1 and 2 be filed with the state of domicile and the NAIC by April 1?	NO
36. Will the Private Flood Insurance Supplement be filed with the state of domicile and the NAIC by April 1?	NO
37. Will the Mortgage Guaranty Insurance Exhibit be filed with the state of domicile and the NAIC by April 1?	NO
AUGUST FILING	
38. Will Management’s Report of Internal Control Over Financial Reporting be filed with the state of domicile by August 1?	NO
Explanations:	
11.	
12.	
13.	
14.	
15.	
16.	
17.	
18.	
20.	
21.	
22.	
23.	
24.	
25.	
26.	
27.	
29.	
30.	
31.	
32.	
33.	
34.	
35.	
36.	
37.	
38.	

Bar Codes:

11. SIS Stockholder Information Supplement [Document Identifier 420]	
12. Financial Guaranty Insurance Exhibit [Document Identifier 240]	
13. Medicare Supplement Insurance Experience Exhibit [Document Identifier 360]	
14. Supplement A to Schedule T [Document Identifier 455]	
15. Trusteed Surplus Statement [Document Identifier 490]	

SUPPLEMENTAL EXHIBITS AND SCHEDULES INTERROGATORIES

16.	Premiums Attributed to Protected Cells Exhibit [Document Identifier 385]	
17.	Reinsurance Summary Supplemental Filing [Document Identifier 401]	
18.	Medicare Part D Coverage Supplement [Document Identifier 365]	
20.	Reinsurance Attestation Supplement [Document Identifier 399]	
21.	Exceptions to the Reinsurance Attestation Supplement [Document Identifier 400]	
22.	Bail Bond Supplement [Document Identifier 500]	
23.	Director and Officer Insurance Coverage Supplement [Document Identifier 505]	
24.	Relief from the five-year rotation requirement for lead audit partner [Document Identifier 224]	
25.	Relief from the one-year cooling off period for independent CPA [Document Identifier 225]	
26.	Relief from the Requirements for Audit Committees [Document Identifier 226]	
27.	Reinsurance Counterparty Reporting Exception – Asbestos and Pollution Contracts [Document Identifier 555]	
29.	Market Conduct Annual Statement (MCAS) Premium Exhibit [Document Identifier 600]	
30.	Credit Insurance Experience Exhibit [Document Identifier 230]	
31.	Long-Term Care Experience Reporting Forms [Document Identifier 306]	
32.	Accident and Health Policy Experience Exhibit [Document Identifier 210]	
33.	Supplemental Health Care Exhibit (Parts 1 and 2) [Document Identifier 216]	
34.	Cybersecurity and Identity Theft Insurance Coverage Supplement [Document Identifier 550]	
35.	Life, Health & Annuity Guaranty Association Assessable Premium Exhibit - Parts 1 and 2 [Document Identifier 290]	
36.	Private Flood Insurance Supplement [Document Identifier 560]	
37.	Will the Mortgage Guaranty Insurance Exhibit [Document Identifier 565]	
38.	Management’s Report of Internal Control Over Financial Reporting [Document Identifier 223]	

OVERFLOW PAGE FOR WRITE-INS

NONE



SUPPLEMENT FOR THE YEAR 2023 OF THE GREAT AMERICAN RISK SOLUTIONS SURPLUS LINES INSURANCE COMPANY

EXHIBIT OF OTHER LIABILITIES BY LINES OF BUSINESS
AS REPORTED ON LINE 17 OF THE EXHIBIT OF PREMIUMS AND LOSSES
(To Be Filed by March 1)

NAIC Group Code 0084 NAIC Company Code 35351

	Direct Business Only			
	Prior Year	Current Year		
	1	2	3	4
	Written Premium	Written Premium	Losses Paid (deducting salvage)	Losses Unpaid (Case Base)
1. Completed operations	0	0	0	0
2. Errors & omissions (E&O)	30,210,757	28,037,578	6,831,212	15,163,525
3. Directors & officers (D&O)	0	0	0	0
4. Environmental liability	0	0	0	0
5. Excess workers' compensation	0	0	0	0
6. Commercial excess & umbrella	16,483,376	84,137,526	13,383,832	19,578,992
7. Personal umbrella	0	0	0	0
8. Employment liability	(1)	8,700	0	0
9. Aggregate write-ins for facilities & premises (CGL)	70,972,804	73,797,462	47,270,699	107,094,628
10. Internet & cyber liability	0	0	0	0
11. Aggregate write-ins for other	0	3,103,643	0	198
12. Total ASL 17 - other liability (sum of Lines 1 through 11)	117,666,936	189,084,909	67,485,743	141,837,343
DETAILS OF WRITE-INS				
0901. Municipal	12,019	4,285	0	0
0902.	0	0	0	0
0903.	0	0	0	0
0998. Summary of remaining write-ins for Line 9 from overflow page	70,960,785	73,793,177	47,270,699	107,094,628
0999. Totals (Lines 0901 thru 0903 plus 0998)(Line 9 above)	70,972,804	73,797,462	47,270,699	107,094,628
1101. Aggregate of other lines of business less than 10% of category	0	3,103,643	0	198
1102.				
1103.				
1198. Summary of remaining write-ins for Line 11 from overflow page	0	0	0	0
1199. Totals (Lines 1101 thru 1103 plus 1198)(Line 11 above)	0	3,103,643	0	198

OVERFLOW PAGE FOR WRITE-INS

Additional Write-ins for Exhibit of Other Liabilities by Lines of Business Line 9

	Direct Business Only			
	Prior Year	Current Year		
	1	2	3	4
	Written Premium	Written Premium	Losses Paid (deducting salvage)	Losses Unpaid (Case Base)
0904.	0	0	0	0
0905. Premises and Operations	733,216	2,886,631	(5,000)	0
0906. Commercial General Liability	70,153,236	70,828,388	47,275,699	107,094,628
0907. Aggregate of facilities & premises (CGL) lines of business less than 10% of category	74,333	78,158	0	0
0997. Summary of remaining write-ins for Line 9 from overflow page	70,960,785	73,793,177	47,270,699	107,094,628